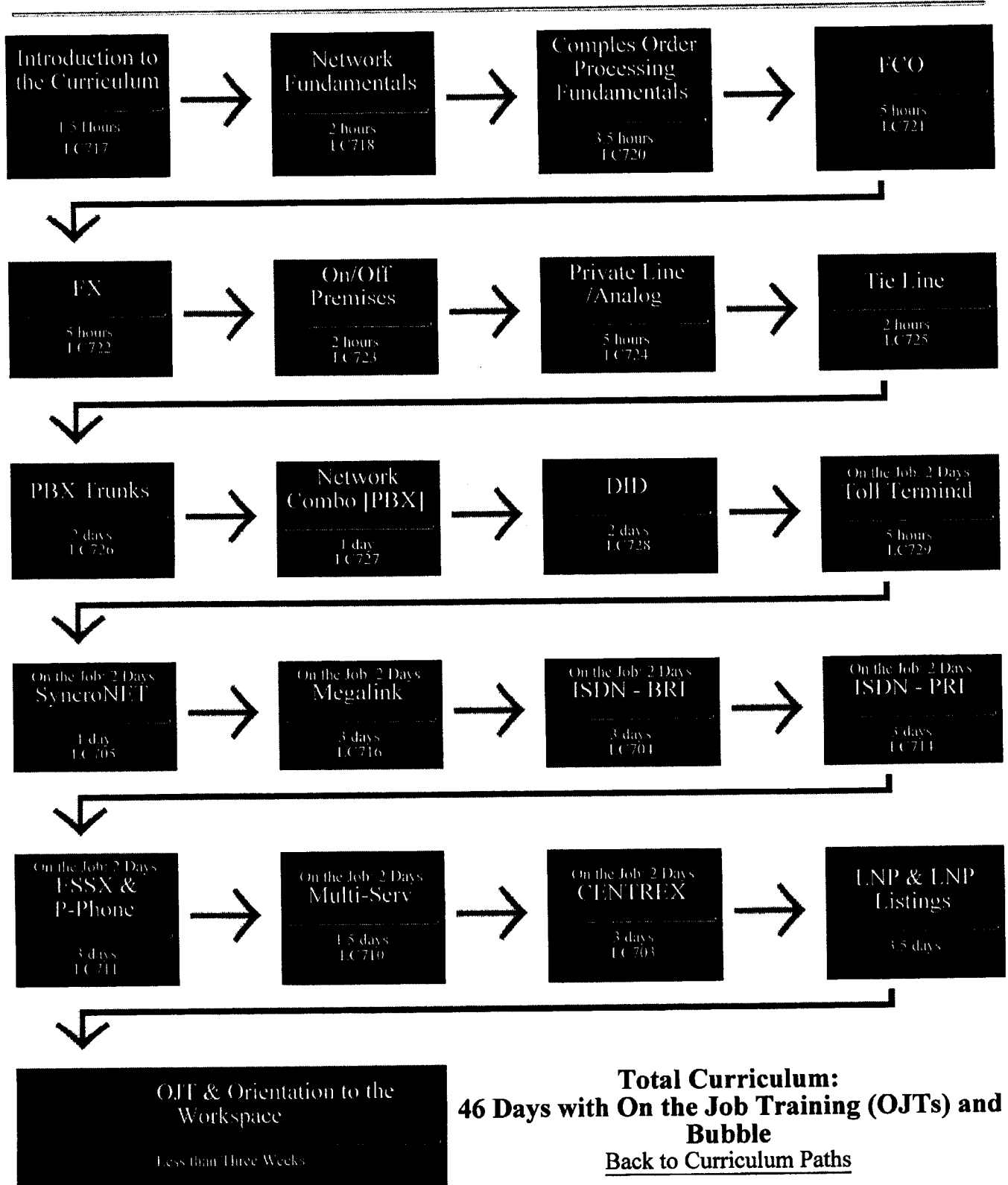


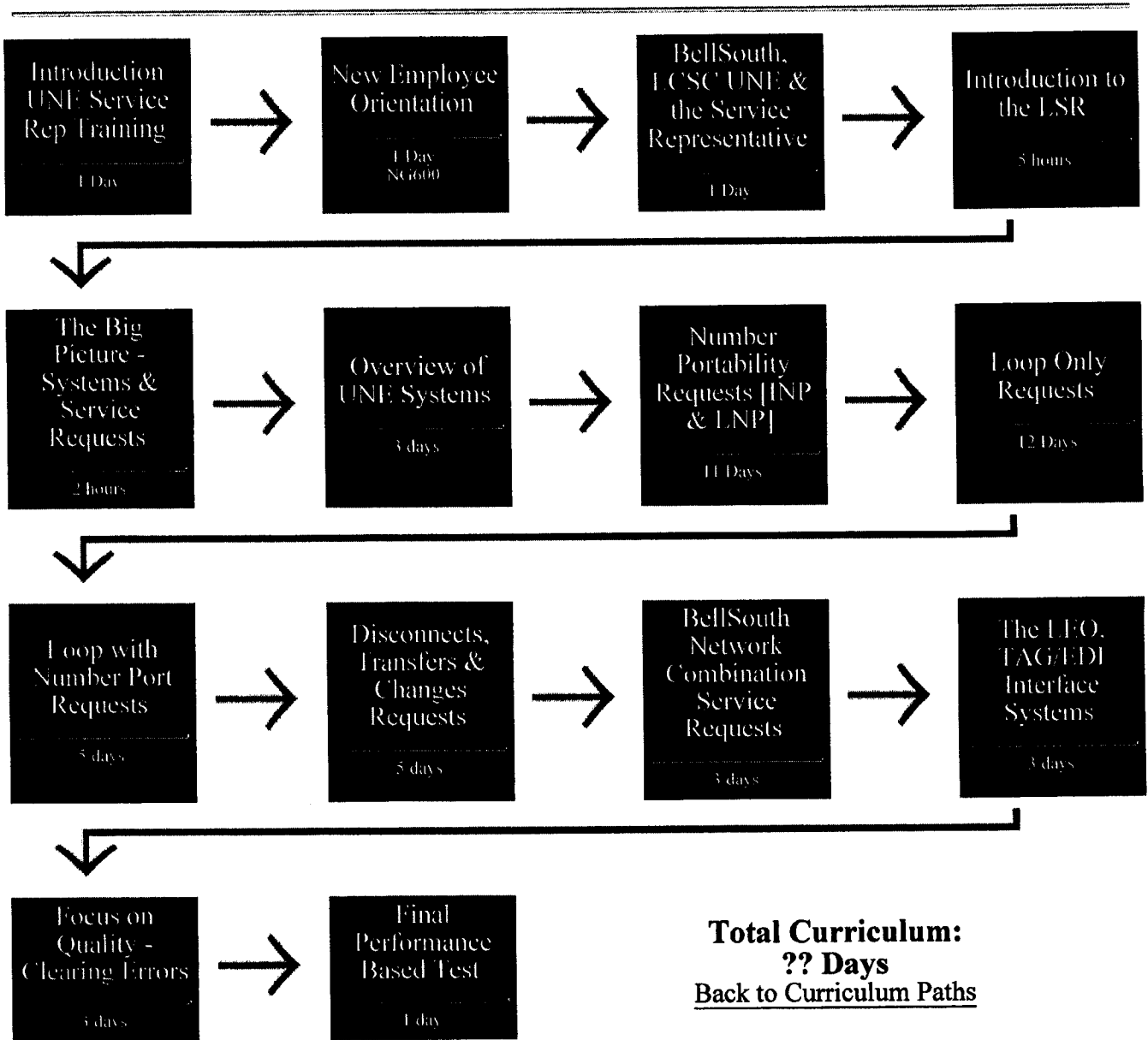
EXHIBIT LCSC-1

Training Curricula

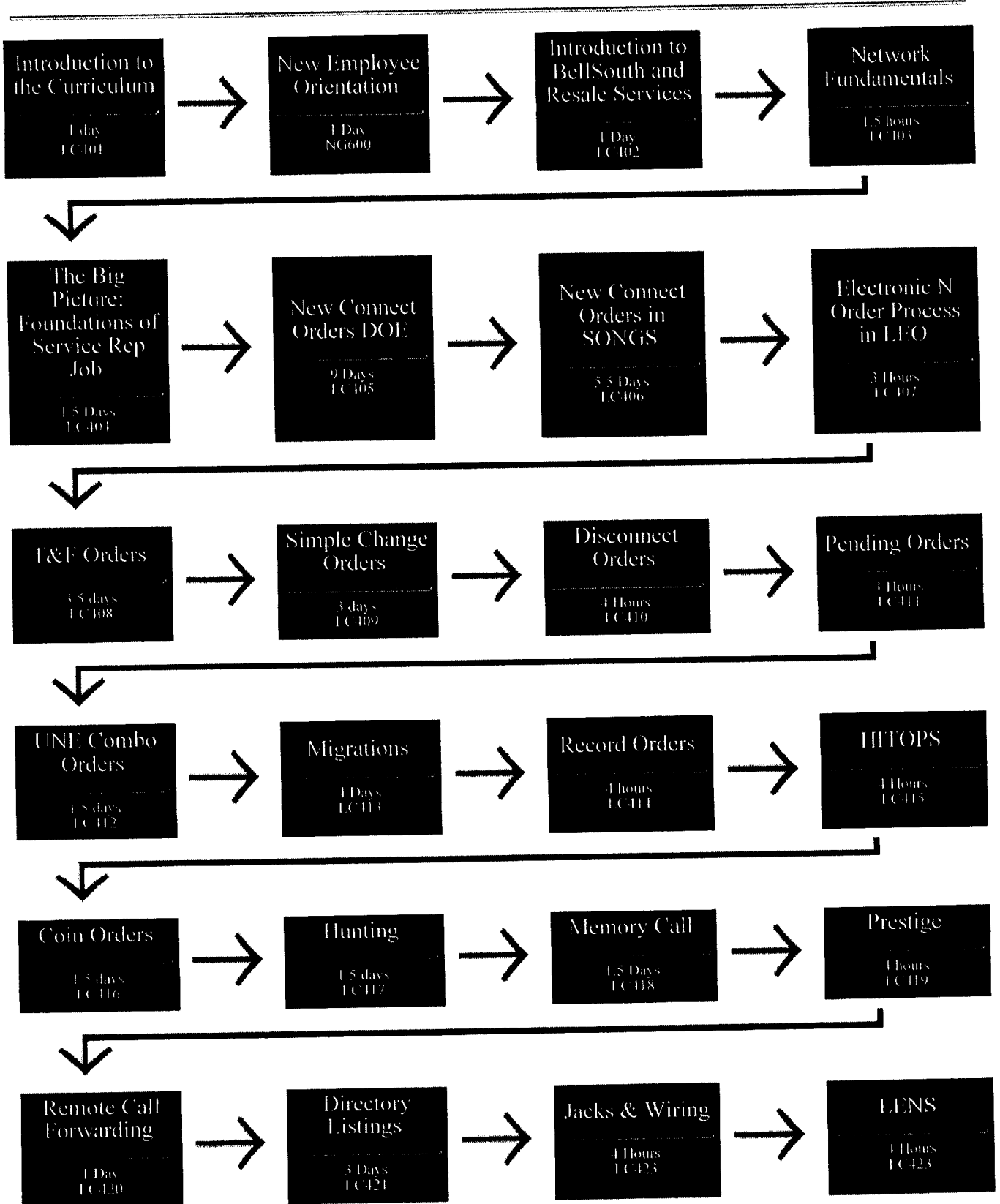
LCSC Complex Service Representative Training

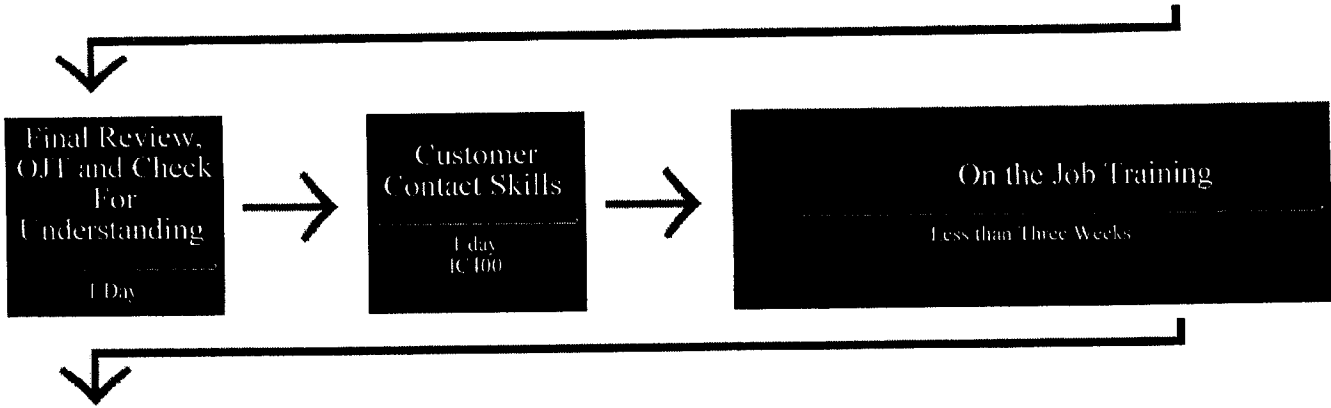


UNE Service Rep Curriculum Path




Resale Service Rep Curriculum Path



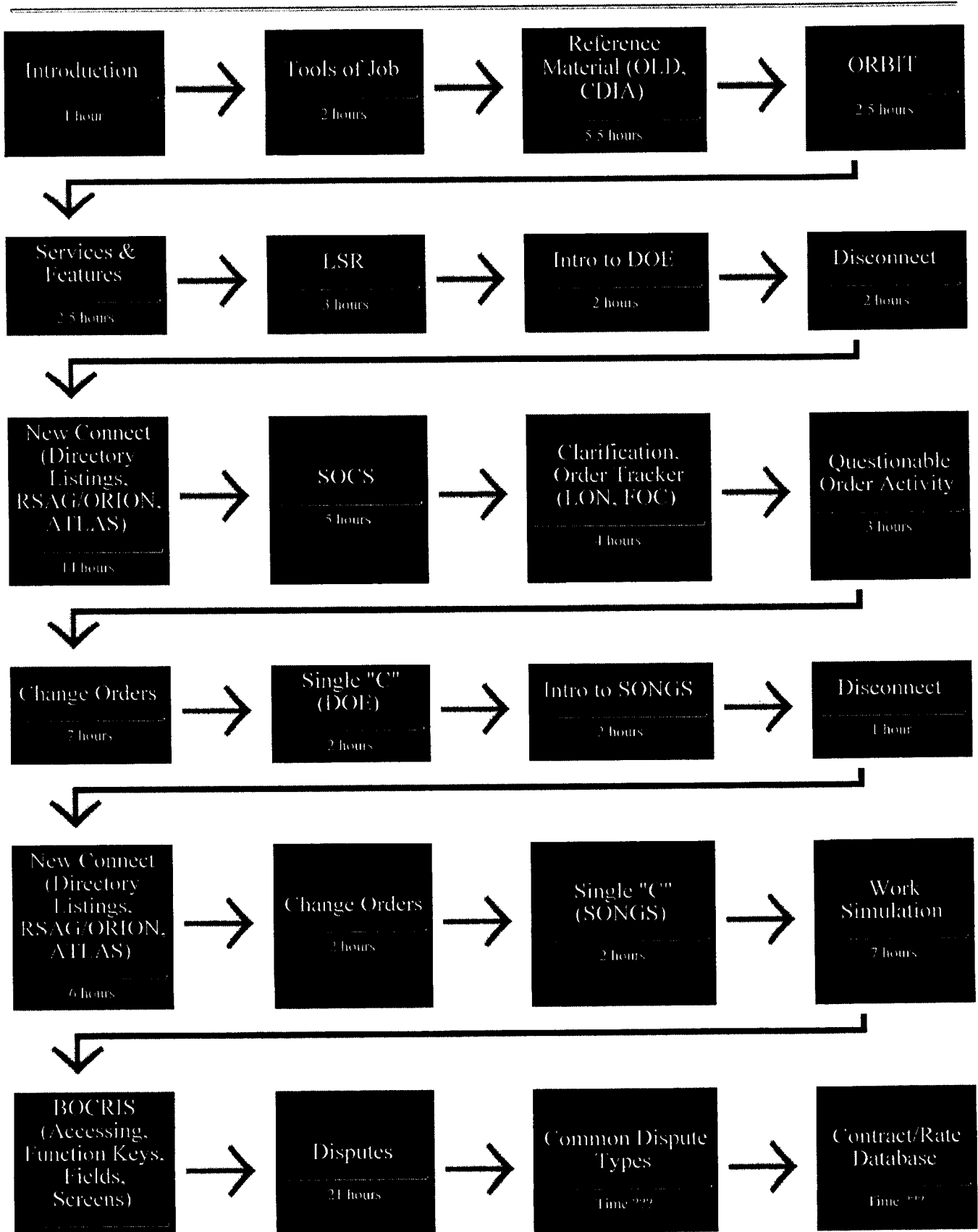


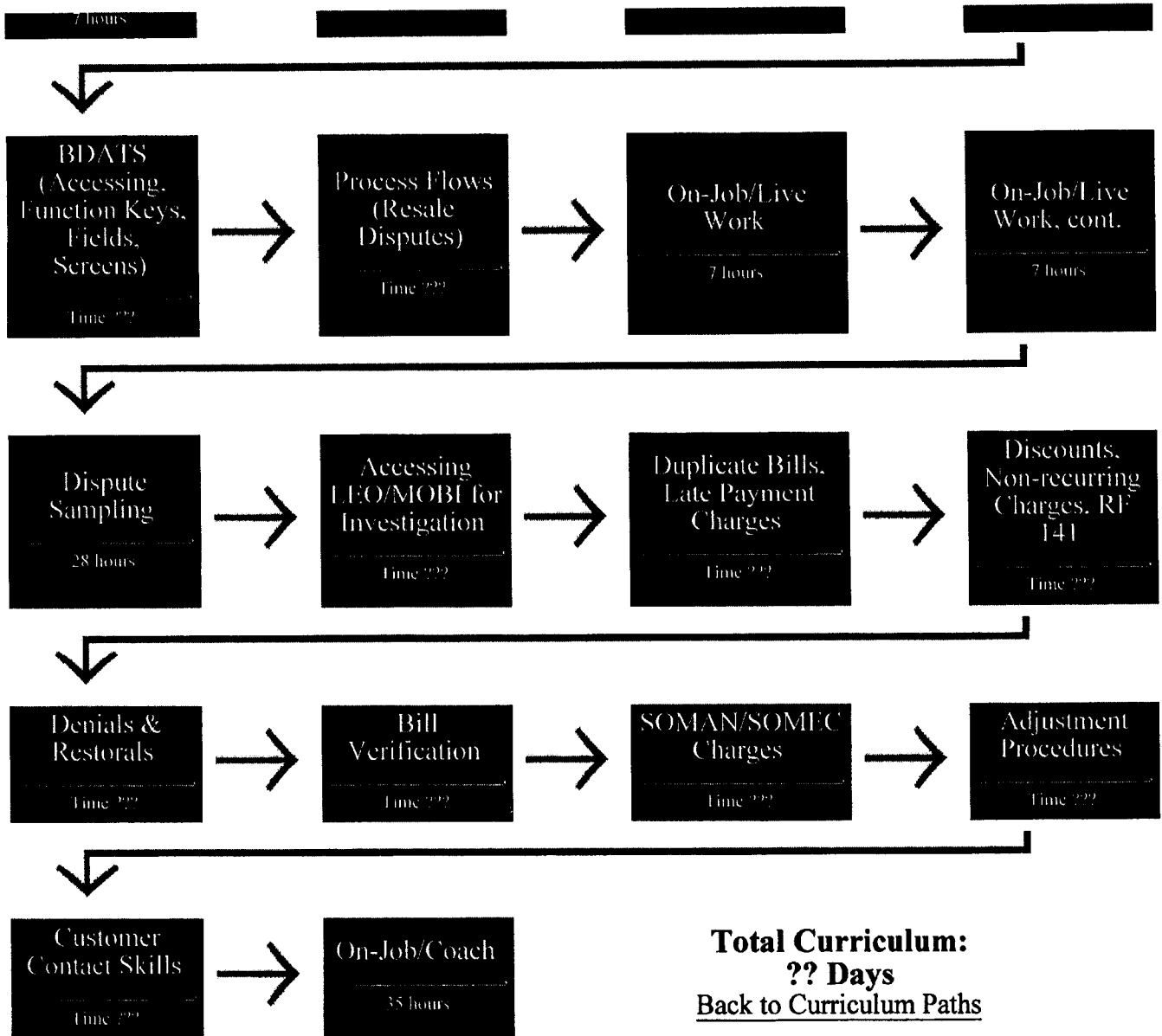
Total Curriculum:
?? Days
Back to Curriculum Paths or:

Resale Rep Specialty Courses

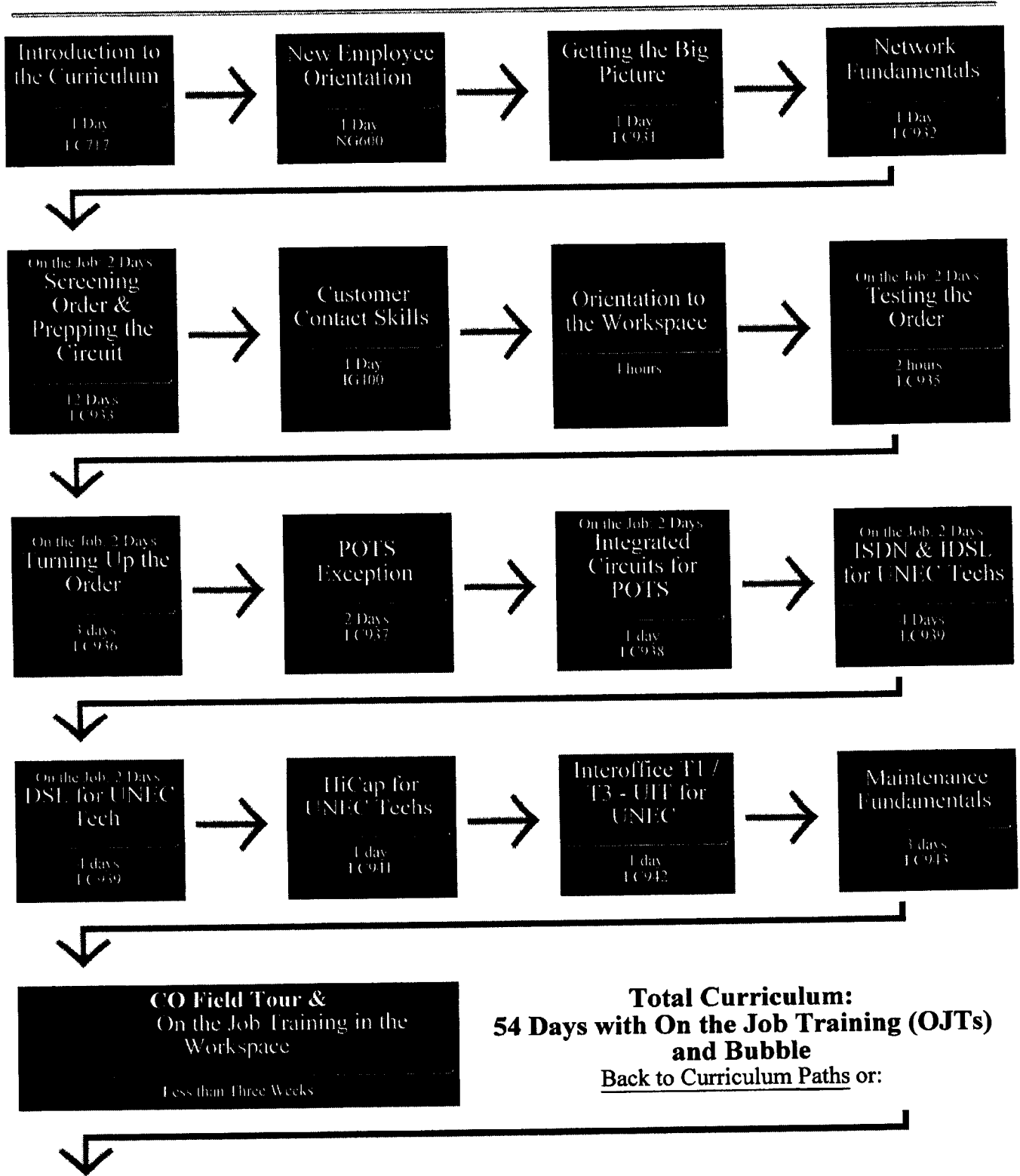


LCSC Billing/Resale Initial Training





(ET) UNEC Electronic Technician Curriculum Path



**Total Curriculum:
54 Days with On the Job Training (OJTs)
and Bubble**
Back to Curriculum Paths or:

UNE Specialty Tech Courses



WINS Maintenance Administrator Curriculum

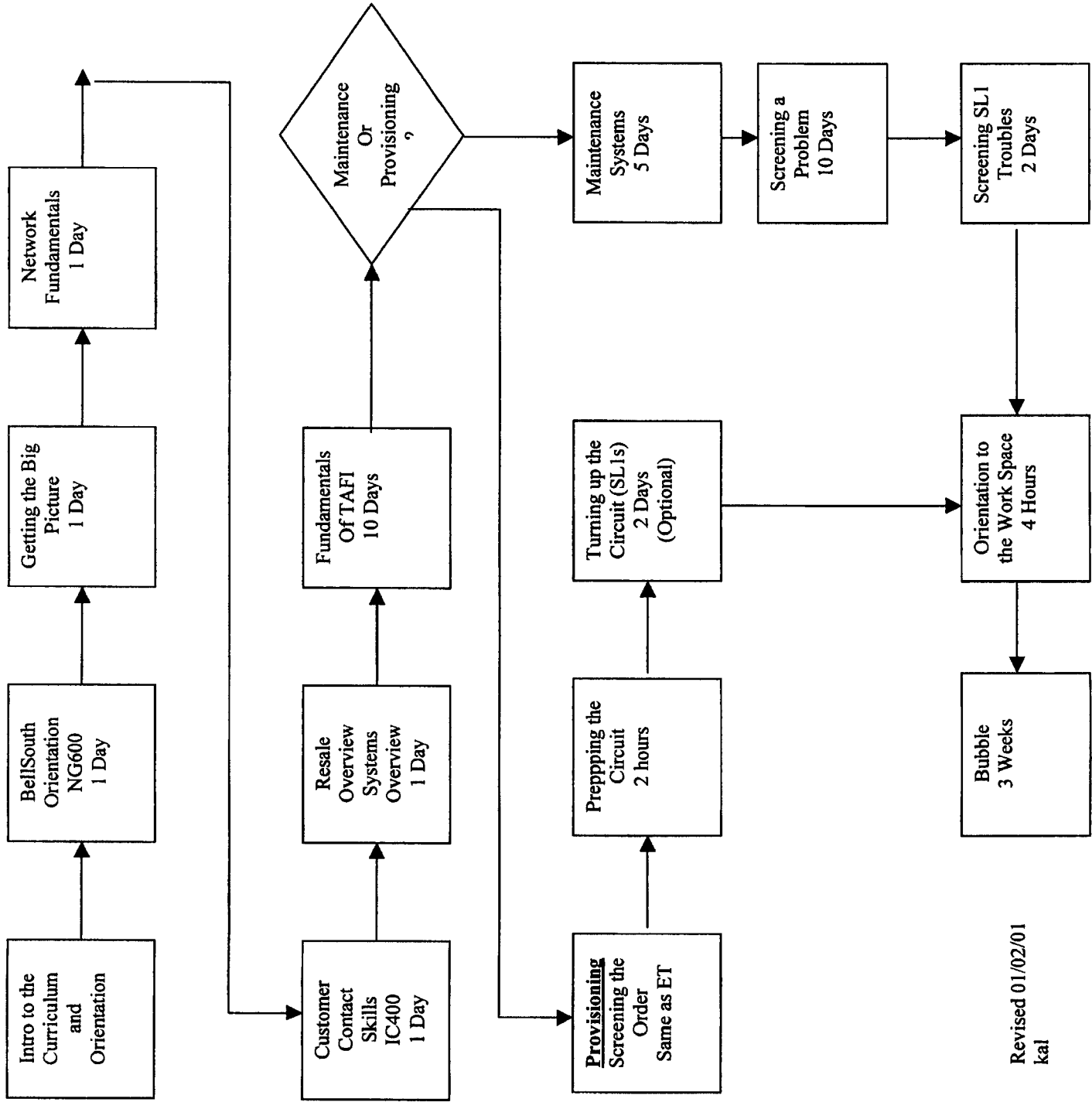


EXHIBIT LCSC – 2

BellSouth Start-Up Guide

The BellSouth Start-Up Guide

BellSouth Interconnection Services

© BellSouth 2000

This document is intended to reflect, in as accurate a manner as possible, current BellSouth start-up and activation processes. BellSouth Telecommunications, Inc., and its subsidiaries, affiliates, officers, directors, and employees are not liable nor responsible for inaccuracies which may be present in this documentation. Please report any discrepancies you may find to the assigned Account Team.

Version History/Control

This section reflects modifications, enhancements, and/or improvements made to the CLEC Start-Up/Activation process. As changes are made to this process, this document will be updated accordingly.

Section	Date/Issue	Description
All	March 2000/Issue 1	<ul style="list-style-type: none"> • Initial Issue
12.6.2	June 2000/Issue 1.1	<ul style="list-style-type: none"> • Added footnote related to Tennessee late payment charges • Removed Treatment Date, Payment Arrangements, and Payment Not Received Sections • Adjusted wording of the Refusal for Additional Service Section to reflect a typical CLEC contract
12.6.3	June 2000/Issue 1.1	<ul style="list-style-type: none"> • Adjusted wording of the Reasons for Billing Dispute Adjustments Section to reflect the current state • Removed Interest on Adjustments Section • Expanded the Dispute Resolution Follow-Through Section to clearly define the when an adjustment will appear on a bill
6.5.1.1	December 2000 Issue 1.2	<ul style="list-style-type: none"> • Clarification of Basic Service Features
6.7.1.1	December 2000 Issue 1.2	<ul style="list-style-type: none"> • New Unbundled Dark Fiber graphic inserted.
6.7.3	December 2000 Issue 1.2	<ul style="list-style-type: none"> • New detail on Ordering Information table
6.9.1.2	December 2000 Issue 1.2	<ul style="list-style-type: none"> • Clarification of Basic Service Capabilities and Restrictions
6.9.2.1	December 2000 Issue 1.2	<ul style="list-style-type: none"> • Clarification of Equipment Arrangement details • Clarification of Space Preparation – NRC • Clarification of Power – Removal of AC and DC detail • Removal of Co Carrier Cross Connect – NRC and RC • Insert Cable Record charges
6.9.4	December 2000 Issue 1.2	<ul style="list-style-type: none"> • Addition to Installation Intervals
6.10.1.2	December 2000 Issue 1.2	<ul style="list-style-type: none"> • Clarification of Basic Service Capabilities And Restrictions
6.10.2.1	December 2000 Issue 1.2	<ul style="list-style-type: none"> • Removal of application fee details in Equipment Arrangement
6.10.4	December 2000 Issue 1.2	<ul style="list-style-type: none"> • Change in Installation Intervals to follow PUC or FCC
		<ul style="list-style-type: none"> •

Table of Contents

1.0 INTRODUCTION.....	7
1.1 PREFACE	7
1.2 PURPOSE	7
1.3 AUDIENCE.....	7
1.4 HOW TO READ THIS GUIDE	7
2.0 OVERVIEW OF BELLSOUTH'S CLEC PROGRAM.....	10
3.0 OVERVIEW OF START-UP PROCESS	11
4.0 BELLSOUTH AND CLEC ROLES & RESPONSIBILITIES	14
4.1 BELLSOUTH ROLES & RESPONSIBILITIES.....	14
4.2 CLEC ROLES & RESPONSIBILITIES.....	15
5.0 ACTIVATION FOR RESALE & FACILITY-BASED CLECS	17
5.1 CLEC ACCOUNT ESTABLISHMENT	17
5.2 DOING BUSINESS AS A CLEC.....	19
6.0 LOCAL INTERCONNECTION SERVICES FOR FACILITY-BASED CARRIERS	32
6.1 LOCAL TRUNKING ARRANGEMENTS.....	32
6.2 CALLING NAME QUERY SERVICE	37
6.3 800 ACCESS 10-DIGIT SCREENING.....	39
6.4 UNBUNDLED TANDEM SWITCHING.....	40
6.5 UIT-D.....	42
6.6 UIT-S.....	46
6.7 UNBUNDLED DARK FIBER.....	49
6.8 UNBUNDLED CHANNELIZATION	51
6.9 PHYSICAL COLLOCATION	53
6.10 VIRTUAL COLLOCATION.....	63
6.11 OPEN ADVANCED INTELLIGENT NETWORK (AIN)	67
6.12 OPERATOR CALL PROCESSING.....	77
6.13 DIRECTORY ASSISTANCE ACCESS SERVICE	81
6.14 DIRECTORY ASSISTANCE CALL COMPLETION	85
6.15 DIRECT ACCESS TO DA SERVICE.....	88
6.16 INTERCEPT ACCESS.....	89
6.17 OPERATOR SYSTEMS BRANDING.....	92
7.0 ELECTRONIC INTERFACES AND GATEWAYS	93
7.1 LOCAL EXCHANGE NAVIGATION SYSTEM (LENS).....	93
7.2 ELECTRONIC DATA INTERCHANGE (EDI)	93
7.3 TELECOMMUNICATIONS ACCESS GATEWAY (TAG).....	94
7.4 BELLSOUTH [®] ROBUST TELECOMMUNICATIONS ACCESS GATEWAY (ROBOTAG [™] SOFTWARE).....	94
7.5 TROUBLE ANALYSIS FACILITATION INTERFACE (TAFI).....	95
7.6 ELECTRONIC COMMUNICATIONS TROUBLE ADMINISTRATION (ECTA).....	95
8.0 REQUESTING CUSTOMER SERVICE RECORDS	96
9.0 BELLSOUTH CLEC TRAINING.....	97
9.1 COURSE SCHEDULE	97

9.2 COURSE REGISTRATION.....	97
9.3 COURSE OFFERINGS	98
10.0 BUSINESS PROCESS OVERVIEWS	103
10.1 PRE-ORDERING PROCESS.....	103
10.2 ORDERING PROCESS.....	105
10.3 PROVISIONING PROCESS.....	107
10.4 MAINTENANCE AND REPAIR PROCESS.....	108
10.5 BILLING PROCESS.....	110
10.6 COLLOCATION PROCESS.....	112
10.7 LOCAL NUMBER PORTABILITY ORDERING PROCESS	113
11.0 RESOURCES AND CONTACT INFORMATION.....	115
11.1 BELLSOUTH INTERCONNECTION SERVICES WEB SITE	115
11.2 LOCAL EXCHANGE CARRIER WEB SITE	116
11.3 ADDITIONAL RESOURCES.....	117
12.0 APPENDICES	121
12.1 APPENDIX A	121
12.2 APPENDIX B.....	133
12.3 APPENDIX C.....	142
12.4 APPENDIX D.....	149
12.5 APPENDIX E.....	150
12.6 BELLSOUTH POLICIES.....	151
12.7 GLOSSARY.....	156

1.0 Introduction

1.1 Preface

BellSouth Interconnection Services has designed its Competitive Local Exchange Carrier (CLEC) documentation to help CLECs do business with BellSouth. Documents within each area of BellSouth's CLEC business model provide appropriate introductory and process specific material. This Start-Up Guide provides both Resale and Facility-Based CLECs the information necessary to begin a business relationship with BellSouth.

1.2 Purpose

The Start-Up Guide contains general, and useful information introducing the CLEC to the specifics of working with BellSouth. Since the intent is for the CLEC reader to use the information contained in this guide for insight on how to do business with BellSouth, the guide makes references to more detailed documentation as appropriate. Whenever possible, a Web site link is also provided. (NOTE: It is highly recommended that CLECs have access to the Internet and the World Wide Web because BellSouth provides large amounts of important information to its customers in this format.)

1.3 Audience

This guide is written for Resale and Facility-based CLECs initiating business with BellSouth Telecommunications, Inc. Except where necessary, this guide does not differentiate between Resale and Facility-based CLECs.

1.4 How to Read this Guide

Each section of the Start-Up Guide addresses a topic in which a CLEC will need to become knowledgeable as the relationship with BellSouth is initiated. Although it is recommended that a CLEC read the entire Start-Up Guide, the sections are designed so that the reader can refer to an individual section for information on a particular topic. For example, if the reader is interested in knowing more about BellSouth's CLEC Training program, he/she can refer directly to the *CLEC Training* section of the Start-Up Guide.

The sections of this guide are organized as follows:

- Overview of BellSouth's CLEC Program
- Overall Start-Up Process Flow
- BellSouth & CLEC Roles & Responsibilities

- Activation for Resale & Facility-based CLECs
- Local Interconnection Services for Facility-based Carriers
- Electronic Interfaces and Gateways
- Requesting Customer Service Records
- CLEC Training
- Business Process Overviews
- BellSouth Resources & Contacts
- Appendices

Overview of BellSouth's CLEC Program

This section provides an introduction to the CLEC's relationship with BellSouth. It offers a high-level overview of BellSouth's CLEC program and describes generally some of its various components.

Overall Start-Up Process Flow

This section describes the major activities that a CLEC participates in during start-up/activation with BellSouth, beginning with the "Initial Contact" phase and continuing through "Support for CLECs Utilizing OSS."

BellSouth & CLEC Roles & Responsibilities

This section outlines the key roles BellSouth plays and the responsibilities the company has in its relationship with the CLEC. It also covers the key roles the CLEC plays and the responsibilities it has in its relationship with BellSouth. Additionally, this section contains an overview of the start-up actions required to do business with BellSouth as a CLEC.

Activation for Resale & Facility-based CLECs

This section consists of two sub-sections: *CLEC Account Establishment* and *Doing Business as a CLEC*. *CLEC Account Establishment* addresses forms and actions that the CLEC must complete prior to establishing a "Q" Account. *Doing Business as a CLEC* provides additional information on forms the CLEC should be familiar with and other useful information for doing business as a Competitive Local Exchange Carrier.

Local Interconnection Services for Facility-based CLECs

This section provides information about local interconnection services that is specific to Facility-based carriers.

Electronic Interfaces & Gateways

This section provides an overview of the electronic interfaces and gateways available to CLECs to perform Pre-Ordering, Ordering, and Trouble Maintenance functions. It contains an overview of the following: LENS, BellSouth® RoboTAG™ software, EDI, TAG, TAFI, and ECTA.

Requesting Customer Service Records

This section is an overview of the process used to request Customer Service Records (CSRs). CSRs provide the CLEC with account information for its end-users, as well as any BellSouth end-user.

CLEC Training

This section provides an overview of the BellSouth CLEC training program, including the course schedule, course registration, and course offerings. It also contains links to the areas on the BellSouth Interconnection Services Web site which have current schedule, registration, and course information.

Business Process Overviews

This section provides a high-level overview of the following core process areas within BellSouth: Pre-Ordering, Ordering, Provisioning, Maintenance and Repair, Billing, Collocation, and Local Number Portability Ordering. Since the overviews are not detailed, references and links are provided to where more specific process information can be located.

BellSouth Resources & Contact Information

This section provides resources, along with contact information, that are available to assist the CLEC. This section also contains multiple links to helpful Web sites.

Appendices

The *Appendices* provide helpful examples, necessary forms, and a glossary. References to the *Appendices* are made in bold throughout this guide.

2.0 Overview of BellSouth's CLEC Program

With one of the most modern telecommunications networks in the world, BellSouth is known for its state-of-the-art technology, outstanding quality and widespread coverage in its nine-state region – Alabama, Florida, Georgia, Kentucky, Louisiana, Mississippi, North Carolina, South Carolina, and Tennessee. Now, through BellSouth Interconnection Services all these advantages are available to carrier customers, including CLECs.

The BellSouth Interconnection Services Team has designed a comprehensive program to help CLECs navigate through the many specific requirements to be met and decisions to be made when entering the local telecommunications market. For example, a CLEC must first be certified by the state utilities/public service commission or regulatory authority to become a local exchange carrier and provide telecommunications services to customers. Each state has statutes, rules, and regulations regarding certification and the operation of telecommunications companies. Additionally, there are two primary methods through which a CLEC can provide telecommunications services to customers: as a reseller of telecommunications services purchased from other telecommunications carriers or through facilities owned or leased by the CLEC. Please see the *Activation for Resale and Facility-based CLECs* section in this guide for more specific Activation information.

To assist CLECs with all of these procedures, BellSouth offers multiple support options, including such resources as CLEC training, Internet access, CLEC documentation, dedicated service centers, and the BellSouth Interconnection Services Team. The BellSouth Start-Up Guide provides general information about the resources that BellSouth provides to assist CLECs in establishing successful business relationships.

3.0 Overview of Start-Up Process

After contract negotiations between BellSouth and the CLEC are completed, the CLEC will be contacted by the BellSouth Pre-Sales Quality Team (PQT) or Account Team to initiate the CLEC Start-Up process. This involves establishing the new CLEC's Master Account with BellSouth for billing purposes and completing all required CLEC pre-ordering documentation. The PQT or Account Team will provide an activation kit with instructions and forms for the CLEC's completion and submittal back to BellSouth.

The CLEC may contact the PQT at 888-560-CLEC prior to the execution of an agreement to receive additional documentation concerning operating as a CLEC in the BellSouth region. Once the CLEC has established a Master Account and completed the CLEC Start-Up process prerequisites, the CLEC will be assigned to a BellSouth Account Team, which will be the CLEC's interface with BellSouth from that point forward.

The Start-Up process can be divided into five phases:

- Initial Contact
- Planning
- Technical Implementation
- Technical Implementation/End-to-End Testing
- Support for CLECs Utilizing OSS

The following table provides an overview of the major activities that will take place during each phase, and in turn, during the Start-Up process as a whole. The activities are listed in the approximate order they will occur; however, the listing is intended to provide a general process flow rather than an exact timeline. These activities may evolve in a different order for each CLEC/BellSouth relationship. Also, some activities may not be applicable to all CLECs.

I. Initial Contact	II. Planning	III. Technical Implementation	IV. Technical Implementation/ End-to-End Testing	V. Support for CLECs Utilizing OSS
<ul style="list-style-type: none"> • Initial Contact with BellSouth • Receive CLEC Introductory Information • Become familiar with content of BellSouth Start-Up Guide • Sign contract with BellSouth 	<ul style="list-style-type: none"> • Initial Welcome and Business Meeting • Contract Review Meeting • CLEC Account Establishment • Complete appropriate forms and actions in the BellSouth Start-Up Guide • BellSouth assigns an Account Team to CLEC, as appropriate 	<ul style="list-style-type: none"> • Technical Implementation Meeting • Submit signed activation letter for Line Information Database/Optional Daily Usage File (LIDB/ODUF) options, as appropriate • Contact BellSouth Advertising and Publishing Company (BAPCO) for appropriate documentation • BellSouth follows up with BAPCO for signed agreement • BellSouth verifies that all information, certification, contracts, credit check, and deposits are complete • BellSouth verifies "Q" account has been established • Meet with Enhanced Billing Services (EBS) group • BellSouth outlines training options with CLEC • Electronic Communications Support Group confirms understanding of connectivity process for Operational Support Systems (OSS) 	<ul style="list-style-type: none"> • Letter of Authorization (LOA) is processed to set-up Local Exchange Navigation System (LENS) profile, as appropriate • Complete End-to-End testing with BellSouth using Electronic Document Interchange (EDI), as appropriate • Complete End-to-End testing with BellSouth using Telecommunications Access Gateway (TAG), as appropriate • Complete End-to-End testing using BellSouth[®] RoboTAG[™] software, as appropriate 	<ul style="list-style-type: none"> • Customer Support Manager assists CLEC with Pre-Ordering and Ordering processes, as appropriate

Further detail on the Start-Up and Activation activities, including an explanation of required forms, is provided in the *Activation for Resale and Facility-based CLECs* section of this guide.

4.0 BellSouth and CLEC Roles & Responsibilities

4.1 BellSouth Roles & Responsibilities

The following list provides an overview of the key roles BellSouth plays and the responsibilities the company has in its relationship with CLECs. Please note that some activities may not be applicable in all CLEC/BellSouth relationships.

Responsibility	BellSouth Group
Work with CLEC to develop marketing strategy	Account Team
Facilitate CLEC understanding of how to do business with BellSouth	Account Team
Match training classes to specific needs of CLEC	Account Team
Provide CLEC information on available Operational Support Systems	Account Team
Help CLEC resolve escalations	Account Team
Answer CLEC questions about BellSouth products and services	System Designer
Prepare service inquiries	System Designer
Determine price quotes	System Designer
Process special assemblies submitted by CLEC	System Designer
Responsible for activities surrounding the service order process, such as analyzing ordering data and communicating improvement recommendations to CLEC	Customer Support Manager
Identify and initiate proactive contact with the appropriate decision-maker in CLEC to review ordering performance data and coordinate action programs	Customer Support Manager
Act as advocate for CLEC and Local Carrier Service Center (LCSC) on concerns and issues that will positively impact operational efficiencies and productivity measurements	Customer Support Manager

Responsibility	BellSouth Group
Ensure the appropriate application of OSS and act as the single point of contact on electronic issues with CLEC after the testing period (as appropriate)	Customer Support Manager

4.2 CLEC Roles & Responsibilities

The following items are some of the major activities CLECs are required to complete in order to begin business with BellSouth as a Local Exchange Carrier. The list is not meant to be exhaustive, but provides an overview of the start-up actions to be taken. For further detail on the Activation requirements, please see the *Activation for Resale and Facility-based CLECs* section of this guide.

Activation Requirements
Obtain PSC/PUC Certification
Complete a Credit Application
Establish a "Q" Account
Provide Proof of Tax-Exempt Status (if applicable)
Obtain an Operating Company Number (OCN)
Sign a Resale Agreement with BellSouth (in states with no approved state tariff)
Sign a Blanket Letter of Authorization
Complete CLEC Misdirected Call Contact Number Form
Initiate Line Information Database Contract Negotiations (an optional agreement)
Obtain a CLEC Customer Name and Address Information Code
Complete a PIC/LPIC Change Notification Form
Obtain an ACNA/CIC (for Facility-Based CLECs and Access Providers only)

The following table provides an overview of the key roles the CLEC plays and the responsibilities the company has in its relationship with BellSouth. Please note that some activities may not be applicable in all CLEC/BellSouth relationships.

CLEC Roles & Responsibilities
Provide customer service to end-users
Maintain all end-user records
Serve as the end-user's single point of contact regarding the BellSouth products and services resold
Provide end-user maintenance and repair
Provide billing to end-users
Work with BellSouth to develop marketing strategy
Handle all marketing/sales support for end-users
Establish end-user pricing
Become knowledgeable of all information provided by BellSouth to CLECs on the BellSouth Interconnection Services Web site: http://www.interconnection.bellsouth.com/
Attend appropriate BellSouth training classes
Review ordering performance data and action programs with BellSouth

5.0 Activation for Resale & Facility-based CLECs

This section provides Resale and Facility-based CLECs with an explanation of the forms and actions required to become a Competitive Local Exchange Carrier in the BellSouth territory.

5.1 CLEC Account Establishment

5.1.1 Steps To Establish A “Q” Account

The forms or actions described in this section must be completed as described before the CLEC can establish a “Q” account, which BellSouth will use to bill the CLEC for the services it orders for its customers.

Submit the necessary information and completed forms to the following address or to the appropriate Account Team, as directed during initial contact.

BellSouth Interconnection Services
Presale Quality Team
8th Floor
600 N 19th ST
Birmingham, AL 35203
888-560-CLEC (888-560-2532)

Expect to receive a response in approximately 10 business days. An example of each form described, along with any accompanying instructions, can be found in **Appendix A** of this guide.

5.1.1.1 Proof of PSC/PUC Certification

Certification is the process by which the state Public Service/Utilities Commission (PSC/PUC) authorizes a CLEC to conduct business in a particular state. Since each state commission in BellSouth’s nine-state region requires CLECs to be certified (licensed), the CLEC should contact the PSC/PUC in each state that it intends to offer service to determine certification requirements. Proof of such certification is required for the CLEC to complete BellSouth’s Master Account Application.

5.1.1.2 Proof of Tax Exempt Status (if applicable)

CLECs must provide tax exemption certificates, as applicable, for federal, state, county, local, or other taxes. If proof is not provided, applicable taxes will be billed.

The letter referencing this requirement can be found in **Appendix A** of this guide. An example of the Certificate of Continuing Exemption from Federal Excise Tax on Telecommunications Services is also in **Appendix A** of this guide.

5.1.1.3 Credit and Deposit Policy

Before a new account can be established or orders can be submitted for processing, the CLEC must provide BellSouth with information to determine the CLEC's satisfactory credit and any deposit requirements. CLECs must provide proof of PSC/PUC certification and, if applicable, proof of tax-exempt status before submitting the credit profile.

The CLEC will need to complete the BellSouth Credit Profile. An example of this form is located in **Appendix A** of this guide. The form can be found on the Web at:

http://www.interconnection.bellsouth.com/forms/lec/lec_form.html

NOTE: Download the Acrobat Reader, if necessary, from the link, on this page, then click the PDF icon next to the form description to proceed to the form.

5.1.1.3.1 Deposits

A deposit is a sum of money or security obtained by BellSouth from the CLEC to ensure payment of an account. Deposits may be requested in connection with either new or existing service as a means of protection against lost revenue.

Accounts will be reviewed routinely and larger deposits will be requested on accounts when appropriate.

Deposits for CLEC accounts cannot be combined with, precluded by, or covered by deposits for other BellSouth services. Additional deposits may apply for additional services. Each deposit applies to only one individual "Q" Account.

Deposits should only be paid after state/PSC certification has been completed.

BellSouth will accept a Surety Bond or an Irrevocable Bank Letter of Credit in lieu of a cash deposit.

5.1.1.3.2 Surety Bonds

A Surety Bond is a legal obligation stating that a security company guarantees payment of accounts in the event of default by the bonded CLEC. The bond must be obtained from a security company meeting the requirements described on the BellSouth "Surety Bond" form, and it must be submitted on that form. An example of the BellSouth "Surety Bond" form is located in **Appendix A** of this guide.

5.1.1.3.3 Bank Letter Of Credit

A Bank Letter of Credit is a legal document issued by a financial institution guaranteeing a specific amount of money for a specific period of time. An example of the BellSouth "Standby Letter of Credit" is found in **Appendix A** of this guide.

5.1.1.4 Master Account Application (i.e., "Q" Account)

After completing the previous steps, the CLEC must complete the Master Account Application, which establishes a "Q" Account. The "Q" account is used to bill the CLEC for the services it orders for its customers.

NOTE: Separate "Q" Accounts must be established for Resale, INP, LNP, UNE Loops, and UNE Port Combos.

The CLEC will need the BellSouth Master Account Application – Competitive Local Exchange Carrier form. See **Appendix A** of this guide for a copy of this form.

5.2 Doing Business as a CLEC

5.2.1 Before Ordering Services

The CLEC must complete the forms or actions described in this section before ordering services. The necessary information and forms specified should be submitted to the following address or to the appropriate Account Team, as directed during initial contact.

BellSouth Interconnection Services
Presale Quality Team
8th Floor
600 N 19th ST
Birmingham, AL 35203
888-560-CLEC (888-560-2532)

An example of each form, along with any accompanying instructions, can be found in **Appendix B**.

5.2.1.1 Operating Company Number

Service requests cannot be processed without an Operating Company Number (OCN), an alphanumeric code assigned by the National Exchange Carrier Association (NECA). Contact the NECA at 973-884-8355 for appropriate information. The fax number for the NECA is 973-884-8469.

The “NECA Non-Member Company Code Request Form” that is required for an OCN can be found in **Appendix B** of this guide.

5.2.1.2 Blanket Letter of Authorization

The CLEC must sign a blanket Letter of Authorization (LOA) prior to processing service order requests. This blanket LOA is required for CLECs to have access to BellSouth’s Customer Service Records (CSRs). The blanket LOA does not relieve the CLEC of the obligation to secure and maintain authorization from every end-user whose CSR it will view or use. BellSouth may request a copy of the end-user authorization obtained by the CLEC from the CLEC’s end-user to view and/or use in the event of an end-user dispute.

This BellSouth Blanket Agency Agreement for Local Service Providers is located in **Appendix B** of this guide.

5.2.1.3 CLEC Misdirected Call Contact Number

A form is required to advise BellSouth how to handle a misdirected call from the CLEC’s end-user. For example, a CLEC’s end-user calling BellSouth Repair for maintenance or repair issues will be given the appropriate number(s) provided by the CLEC for calls misdirected to BellSouth.

The name of this form is Telephone Number for Misdirected CLEC Calls – CLEC Contact Number. This form can be found in **Appendix B** of this guide.

CLECs may use the following number to refer BellSouth end-users that dial a CLEC in error to BellSouth for assistance: 800-282-9973.

5.2.1.4 CLEC CNA Code

Providing a contact number for Customer Name and Address (CNA) information is done pursuant to a reciprocal agreement between BellSouth and the CLEC. BellSouth will provide CNA information to aid CLECs in the investigation of toll calls placed by CLEC end-users to

BellSouth users. An investigation is necessary when toll charges are denied or questioned by the end-user. The CLEC is assigned a unique access code when the Master Account Application is processed.

A sample letter referencing Toll Call Investigations is located in **Appendix B** of this guide.

5.2.1.5 PIC/LPIC Form

The Primary Interexchange Carrier/IntraLATA Primary Interexchange Carrier (PIC/LPIC) Change Notification is a report provided to Resellers when the end-user's PIC/LPIC of record changes. This report will provide the CLEC with an up-to-date record of the end-user's account for subsequent order activity and accurate records for trouble reporting.

The CLEC only receives notification of PIC/LPIC changes for service requests processed mechanically through the Equal Access Service Center (EASC). Service orders issued in the LCSC at the request of the CLEC will not be included in the report.

To receive the report, the CLEC must complete the PIC/LPIC Change Notification Form and forward it to the Equal Access Service Center at the address provided below.

Manager - Equal Access Service Center
BellSouth Interconnection Services
600 19th Street North
Floor 15
Birmingham, AL 35203

State	Equal Access Service Center
Georgia, Florida, North Carolina, South Carolina	780-2778 *
Alabama, Mississippi, Louisiana, Tennessee, Kentucky	557-6001 *
All other states	800-456-9127

*Dial local area code in areas where 10-digit dialing is required.

Notification to the Reseller is mechanically generated after the service request has been completed.

The form required is the PIC/LPIC Change Notification Report, which is located in **Appendix B** of this guide.

5.2.1.6 ACNA and CIC

NOTE: This section is only applicable to Facility-based Carriers.

Facility-based CLECs must have an *Access Customer Name Abbreviation (ACNA)* and a *Carrier Identification Code (CIC)* to place orders for Access Service.

ACNA – To order Special or Switched Access from BellSouth, the CLEC must have an Access Customer Name Abbreviation (ACNA). To obtain an ACNA, the CLEC must:

1. Write a letter requesting an ACNA on company letterhead.
2. Provide a legal document which identifies the company.
3. Submit the completed information by fax to:

BellSouth Telecommunications - Interconnection Services
Fax: 770-592-3453

CIC – To order Local Access Trunks from BellSouth, the CLEC must also have a Carrier Identification Code (CIC) in addition to the Access Customer Name Abbreviation (ACNA). To obtain a CIC, the CLEC must:

1. Write a letter requesting an ACNA on company letterhead
2. Complete the appropriate CIC application form
3. Local Exchange Carriers must submit a copy of their state certification granting Local Exchange Carrier Status
4. Submit the completed information by fax to:

BellSouth Telecommunications - Interconnection Services
Fax: 770-592-3453

5.2.1.7 Disposition of LIDB Contract Negotiations

Line Information DataBase (LIDB) is a database system designed to provide validation of calling card and other billing information. The purpose of providing LIDB access service is to provide screening validation on operator assisted calls on billing number records for CLECs with a signed LIDB Storage Agreement. The CLEC will provide its billing number records information to BellSouth's LIDB for the initial loading and daily updates each business day by a method agreed upon by both companies. The CLEC will arrange and pay for transportation of its updates to the LIDB database. The CLEC must advise BellSouth of its decision to

participate in LIDB storage. Contact your BellSouth Account Team for additional information concerning a LIDB storage agreement.

5.2.1.8 Tariffs

Copies of tariffs may be purchased through outside Tariff Advisory Services. Listed below are the tariff advisories currently contracting with BellSouth.

Connie Wightman
Technologies Management, Inc.
PO Drawer 200, or
163 E. Morse Boulevard, Suite 300
Winter Park, FL 32780-0200
Telephone: (407) 740-8575

Maureen Osorno
Product Manager Tariff Services
Room 2B41
100 South Jefferson Road
Whippany, NJ 07981

Misty Mason
Valucom, Inc.
415 Church Street, NE, Suite 204
Vienna, VA 22180
Telephone: (703) 255-0700

Janice Fromer
Tele-Tech Services
P.O. Box 757
McAfee, NH 07428
Telephone: (201) 827-4421

Brian Lem
CCMI/UGG
11300 Rockville Pike
Suite 1100
Rockville, MD 20852-3030
Telephone: (301) 816-8950

Public Reference Room In the FCC
Room 514
1119 M. Street, NW
Washington, DC 20554

Ken Shafer
Communications Image
Technologies, Inc.
2222 Gallows Road, Suite 160
Dunn Loring, VA 22027
Telephone: (703) 698-7050

International Transcription Service (ITS)
Room 14021, M Street, NW
Washington, DC 20037
Telephone: (202) 857-3800

William Goddard
Telecommunications Information Services
280 North Providence Road
Media, PA 19063
Telephone: (215) 891-6857

5.2.1.9 Contract

A Resale Agreement between the CLEC & BellSouth is required before a CLEC places service order requests at the applicable state discount in those states that do not provide this service via a tariff. In the event the Reseller does not have an agreement and desires services at resale, BellSouth must have a copy of the reseller's certificate with the Master Account Application prior to order processing.

5.2.1.10 Bona Fide Request Process

5.2.1.10.1 Request For Unbundled Capabilities

The Bona Fide Request (BFR) Process has been developed to evaluate the availability and feasibility of all CLEC requests for unbundled services or capabilities not currently addressed in agreements. The BFR Process ensures that all requests for new services are answered in a timely and efficient manner and in compliance with applicable regulatory requirements.

If you would like to submit a Nondisclosure Agreement in association with your request, please request a BellSouth prepared non-disclosure agreement from the assigned Account Team. You should then complete and attach the agreement to your request. If you have questions or concerns regarding any of the information being requested, please contact the assigned Account Team representative.

The completed Request for Unbundled Capabilities form, located in **Appendix B** of this guide, should be mailed or faxed to the following address:

BellSouth Telecommunications
Bona Fide Request Manager
675 West Peachtree Street
Atlanta, GA 36601
Fax Number: 404-529-7839

5.2.1.11 Annoyance Call Center

When an end-user receives threatening, abusive, or false report calls, that person should be referred to the BellSouth Annoyance Call Center (ACC) after the end-user has made a report to the appropriate local law enforcement agency. Examples of these types of calls are:

- Threatening Calls - Calls where there is a threat or intent that is harmful to a life or property (e.g., bomb threat)
- Abusive Calls - Calls that are intended to annoy or embarrass by using obscene or harassing language; harassing by hanging up, heavy breathing or dead silence; repeated calls on answering machines, voice mail or other lines in the home.

- **False Report Calls** - When a caller represents himself or herself as a law enforcement officer, hospital staff, or a school official and states that a child or spouse has been injured or killed in an accident.

BellSouth will cooperate fully with Resellers in the disposition of annoyance calls received by the Reseller's end-users. Because of the nature of the work, the Annoyance Call Center will need to work directly with the Reseller end-user to resolve any problems.

BellSouth will expect Resellers to take appropriate corrective action with their end-users in those cases where the annoyance call is initiated by the Reseller's end-user. Failure of the Reseller's end-user to cease annoyance or harassing calls will result in the disconnection of the end-user's service.

The Annoyance Call Center does not handle referrals concerning misdirected, debt collection, or solicitation calls.

State	Annoyance Call Center
Alabama, Kentucky, Louisiana, Mississippi, Tennessee	557-6222 * Central Time: 8:00 AM - 4:30 PM, Monday - Friday
Florida, Georgia, North Carolina, South Carolina	780-2969 * Eastern Time: 9:00 AM - 5:30 PM, Monday - Friday
All other states	205-328-9262 (Collect) Eastern Time: 9:00 AM - 5:30 PM Monday - Friday

* Dial local area code in areas where 10-digit dialing is required.

5.2.1.12 Access to Poles, Conduits, and Rights-of-Way

Under the provisions of the Telecommunications Act of 1996, Section 224 (47 U.S. C. 224), BellSouth will grant to competing telecommunications service providers the authority to attach facilities to BellSouth owned or controlled poles or to place facilities within BellSouth owned or controlled conduits, ducts or rights-of-way. BellSouth will provide the requesting CLEC with equal and nondiscriminatory access to pole space, conduits, ducts, and right-of-way on terms and conditions equal to those provided by BellSouth to itself or to any other telecommunications service provider. Authority will be granted by individual licenses under terms specified in the "BellSouth Poles, Conduits and Rights of Way License" agreement.

The Telecommunications Act of 1996 allows parties to negotiate rates, terms, and conditions different from those that might have been negotiated with other entities. BellSouth offers a Generic Structures Access agreement, but CLECs are free to propose other terms. All CLEC Structures Access license agreements must be negotiated through the Competitive Structures Provisioning Center (CSPC).

For information regarding negotiations or for copies of "Inquiry and License Application" documents contact:

Competitive Structures Provisioning Center
North W3D2
3535 Colonnade Parkway
Birmingham, AL 35243
Fax (205) 977-7997

Staff Contacts:

Bob Thomas, Manager
(205) 977-2682

John Chaucer, Specialist
(205) 977-2631

Steven Chancellor, Specialist
(205) 977-1862

5.2.1.13 End-users with Disabilities

BellSouth offers local Directory Assistance at no charge on calls from an approved telephone line for end-users with disabilities. End-users who are legally blind or are visually or physically disabled may apply for the exemption. The application for Directory Assistance exemption automatically expires in two (2) years for a residential line and in one (1) year for a business line. For the end-user's exemption to continue uninterrupted, a renewal request must be received in the Telecommunications Center for Customers with Disabilities (TCCD) prior to the expiration date. A copy of this application is located in **Appendix B** of this guide.

BellSouth also offers reduced long distance rates for calls from an approved telephone line for end-users with disabilities. End-users with an Impairment of Hearing or an Impairment of Speech condition may apply for the reduction. A copy of this application is located in **Appendix B** of this guide. The end-user must contact his/her long distance carrier, if other than BellSouth, for information concerning reduced rates for its service.

When a CLEC end-user wishes to apply for the local Directory Assistance exemption or the BellSouth reduced long distance rates, the CLEC should provide the end-user with the appropriate application. If an end-user already has a disability exemption for local directory assistance or for reduced long distance rate and switches to another local service provider, a new application must be completed. The CLEC is responsible for maintaining the end-user's application in its files.

The end-user should return the application to the CLEC. After review by the CLEC to insure the application is complete, the application, along with proof of the disability, must be mailed to the BellSouth TCCD. The TCCD does not accept Local Service Requests. Only applications for end-user disability exemptions, special equipment inquiries, and orders after local service is established are accepted.

The completed application(s) and appropriate documentation from the end-user, should be mailed to:

Telecommunications Center for Customers with Disabilities
BellSouth - Room 205N
3196 Highway 280 South
Birmingham, Alabama 35243

No credit for calls or charges prior to receipt and processing of the application (including calls or charges not yet billed) will be given.

CLECs may call the following voice-only numbers with questions about the local directory assistance exemption application and other special services and equipment available for use by the CLEC or CLEC end-users with disabilities. CLEC end-users should NOT be referred to these numbers.

State	TCCD
Alabama, Kentucky, Louisiana, Mississippi, Tennessee	557-6253 *
Florida – Outside Miami Area, North Carolina, South Carolina, Georgia – Outside Atlanta Area	780-2273 *
Georgia Inside Metro – Atlanta Area	404-780-2273
Florida Inside Metro – Miami Area	305-780-2273
Non-BellSouth territory or Outside BellSouth Region	800-982-2891

* Dial local area code in areas where 10-digit dialing is required.

5.2.1.13.1 Application for BellSouth Directory Assistance Exemption

Persons whose disability prevents their use of directories will not be charged for BellSouth Directory Assistance calls billed to their approved telephone number line. All BellSouth Directory Assistance calls charged to the approved telephone number line will be automatically exempted (deleted) from the bill. The number of allowable free Directory Assistance calls may vary by state. This exemption may be removed if abuse of this exemption is confirmed by investigation.

Persons with the following disabilities may qualify for BellSouth Directory Assistance Exemptions:

- **Legally Blind** - Those whose visual acuity is 20/200 or less in the better eye with correcting glasses, or whose widest diameter of visual field subtends an angular distance no greater than 20 degrees.
- **Visual Disabled** - Those whose visual disability, with correction and regardless of optical measurement with respect to "Legal Blindness" are certified as unable to read normal printed material. (This includes telephone book size characters.)
- **Physically Disabled** - Those who are certified by competent authority as unable to read or use ordinary printed materials as a result of physical limitations.

Examples of physical disability cited are: loss of hands, or use or control of hands; constant severe tremor, spasticity or paralysis; noncorrectable double or triple vision; incapacitating confinement as in iron lung; severely debilitating conditions such as found in advanced stages of certain diseases.

The Federal Register (Vol. 35, No. 126, Tuesday, June 30, 1970) is the reference source for these definitions.

If the end-user needs an exemption for business use or employment, he/she must complete an application for that request also.

This application for BellSouth Directory Assistance Exemption is for 2 years for a residence and for one year for a business. At the end of that period, a renewal application will be requested which will not require recertification. For information about free Directory Assistance for long distance numbers, the end-user should call his/her long distance company.

A letter from the end-user's physician, clinic or appropriate group/agency verifying the disability, on the official letterhead of the physician, should be attached to the application. The telecommunications company will not be responsible for any charges incurred to obtain certification. This application can be located in **Appendix B** of this guide.

5.2.1.13.2 Application for Reduction in BellSouth Long Distance Charges

Persons whose hearing or speech impairment requires their use of a teletypewriter or telecommunications device for the deaf for telephone communications are eligible for reduced long distance rates.

Those qualifying for reduction are: a) persons with hearing impairment as defined in the *Standards and Definitions of Impairment* section of this guide; or b) persons with severe speech impairment as defined in the *Standards and Definitions of Impairment* section of

this guide. Reductions will be provided where the telephone is in the disabled person's name or in the name of a member of his or her household.

Reduced rates may apply for long distance dial station-to-station (DDD) day or evening calls originated from a designated residence telephone associated with a Portable Communications Terminal or TDD/TTY. The reductions are as follows:

- a DDD call made in the day rate period will be billed at the evening DDD rate
- a DDD call made in the evening rate period will be billed at the night DDD rate

Please print clearly or type the application found in **Appendix B** of this guide according to the following instructions.

- Provide name and address of person applying for reduction
- Fill in the name and address of the customer to whom the telephone is billed.
- Fill in the 10-digit telephone number.
- Provide the manufacturer's name, model number and serial number of the TDD/TTY device. The manufacturer's name should be on the face of the TDD/TTY equipment, the model and serial numbers generally are on the back. Check with the supplier if unable to locate these numbers.
- After completing sections a, b, c and d on the form, please provide acceptable certification in item 7. This certification must be one of the following:
 - Signature of a physician, otolaryngologist, or licensed speech-language pathologist or audiologist, or of the authorized representative of a social agency that conducts programs for the hearing or speech impaired in cooperation with an official state agency.
 - As an alternative, submit a previous certification establishing the impairment of hearing or speech, such as those which qualify for social security benefits on the basis of total hearing impairment or for use of facilities of an agency for the hearing or speech impaired.

5.2.1.13.3 Standards and Definitions of Impairment

5.2.1.13.3.1 Impairment of Hearing

The American Academy of Otolaryngology (A.A.O.) has developed the following procedure for measuring and calculating the percentage impairment of hearing.

1. Using an audiometer that is calibrated according to American National Standard Specifications for Audiometer, S3.6-1969, readings are made on the "hearing threshold level dial" to determine the hearing level for pure tones of the frequencies of 500, 1000, 2000 and 3,000 Hz.
2. These readings show the number of decibels (dB) that the listener's threshold of hearing lies above the standard audiometric zero for each frequency.
3. The hearing level for speech is the average of the audio-metric measurements made at the four frequencies, computed separately for each ear.
4. Under the criteria used by the A.A.O., 60 percent impairment is reached when the average hearing level for pure tones in the better ear is 65 dB.
5. Where the average level is higher than 65 dB, the hearing impairment exceeds 60 percent.

In addition, certain individuals may have less than 60 percent impairment for pure tones, but have poor speech discrimination. Written confirmation from an audiologist or an otolaryngologist certifying that an individual's speech discrimination precludes normal use of the telephone will also be accepted as qualification for discounts.

5.2.1.13.3.2 Impairment of Speech

The American Medical Association's Committee on Rating of Mental and Physical Impairment recommends the following procedure for evaluating speech impairment*:

Judgments of speech impairment should be based on direct observation of the person's speech and on reports of the person's performance in situations of everyday living. Following is a summary of the recommended standardized procedure for evaluation:

1. Place the person approximately eight feet from the examiner in a "reasonably quiet" environment.
2. Interview the person to permit observation of speech in ordinary conversation.
3. Observe the person's speech in reading aloud a simple prose paragraph.
4. The examiner should record his or her judgment of the person's speech capacity in the three categories with reference to the following classifications (65 to 85 percent of impairment, according to the AMA Committee's guidelines):
 - Audibility - Can produce speech of intensity sufficient for a few of the needs of everyday speech communications; can barely be heard by a close listener . . . able to whisper audibly, but has no voice.
 - Intelligibility - Can perform a few of the necessary articulatory acts for everyday speech communications; can produce some phonetic units...however, unintelligible out of context.

- **Functional Efficiency** - Can meet a few of the demands of articulation and phonation for everyday speech communication . . . such as single words or short phrases . . . speech is labored; rate is impractically slow.

The degree of impairment of speech function is equivalent to the greatest percentage of impairment as recorded for any one of the three categories.

* See *Guides to the Evaluation of Permanent Impairment*, 109-111, American Medical Association, 1971.

5.2.2 CLEC End-user Support

CLECs must establish Customer Service functions to initiate service orders for their customers. CLECs must maintain all end-user records since BellSouth does not manage this.

5.2.2.1 CLEC End-user Billing

The CLEC must establish its own independent billing method and system for billing its end-users. BellSouth establishes a "Q" account from the completed Master Account Application for billing the CLEC for any services the CLEC orders for its end-users. After completing all pre-ordering requirements, the CLEC should work with the assigned Account Team representative to determine a billing option. Please see the *Billing Process* section of this guide for more information.

6.0 Local Interconnection Services for Facility-based Carriers

This section provides information on local interconnection services that is specific to Facility-based CLECs.

6.1 Local Trunking Arrangements

This section assumes that the CLEC has already completed the joint facility planning process with BellSouth (BST) to determine specific network design and trunking requirements.

6.1.1 Description

CLECs will submit requests to BST for Local/Toll (LT) trunk groups required to complete calls to BST end-users and the Transient (TS) trunk groups required for traffic through the BST Network to and from other carriers.

- The LT trunk groups are utilized to complete local and IntraLATA toll traffic to BST.
- The TS trunk groups are usually two-way trunk groups which are utilized to originate and receive InterLATA, IntraLATA toll and local traffic which transits the BST Network to and from connecting carriers (e.g., Interexchange Carriers, Independent Telephone Companies and other CLECs).

6.1.2 Application

The CLEC will submit Access Service Requests (ASRs) for the installation or other activities for trunk groups with the following Traffic Types:

- Local/IntraLATA Toll Group
- ASR Traffic Type (TRF TYP) = LT

The LT trunk group is usually a one-way terminating group from the CLEC's switch to a BST tandem or end office. The group will be used to terminate local or IntraLATA toll traffic from a CLEC's switch to a BST end office. The IntraLATA local/toll trunk groups allow a CLEC's end-user to dial and make contact with a BST end-user, or Wireless Service Provider.

- Transiting Group (BellSouth is Intermediary)
- ASR Traffic Type (TRF TYP) = TS

The transiting (TS) trunks are two-way trunk groups ordered from the CLEC's switch to an access tandem for the purpose of originating and/or terminating traffic to an:

- Interexchange Carrier
- Independent Company
- Alternate CLEC

Any question regarding other Trunking arrangements should be referred to the assigned Account Team representative.

- E911 Trunks:

The CLEC may order these trunks from its switch to an E911 access tandem for the purpose of terminating emergency traffic from the CLEC's switch to the E911 tandem. These trunk groups are one-way trunk groups.

- Direct Inward Dial (DID) Trunks:

Direct Inward Dial trunk groups are direct end office only Common Channel Signaling Access Capability (CCSAC) groups used for Service Provider Number Portability (SPNP). The former BST seven-digit telephone number is delivered to the CLEC, who in turn converts these digits to the new telephone number for the end-user.

- CHOKe Trunks:

A terminating trunk group used for the purpose of Choking locally defined CHOKe codes. Example: Phone numbers with Choke NXXs used to route traffic destined for local Choke codes; NXXs used by radio stations to control mass calling

6.1.3 Reciprocal Compensation

Reciprocal compensation for Local Interconnection arrangements will be handled via contractual arrangements with each individual CLEC or through a Local Interconnection tariff, if applicable.

6.1.4 Record Exchange

Record exchanges for the purpose of billing to third parties are available per standard industry formats and agreements.

6.1.5 Access Order Requirements

ASRs will be the documents used by the CLECs when requesting facility-based services. The ASR will contain ordering, billing and provisioning information specific to the types of services ordered. For more information on completing an ASR, the CLEC should visit the ATIS Web site at: <http://www.atis.org/atis/clc/obf/obfdocs.htm>

6.1.6 ASR Page/Screen

(1) PLU: Interstate IntraLATA Usage Percentage – This factor represents the percent local usage (PLU). The PLU will represent the percent of intrastate usage that is local usage. This factor must be provided when service is ordered. The factor will be entered in the PLU field of the ASR. Any future changes to the initial factor will be reported via a quarterly jurisdictional report.

The quarterly report on a CLEC's BellSouth specific PLU must be sent to the Interexchange Carrier Service Center at:

600 North 19th Street
Room 12C3
Birmingham, AL 35203

After the initial report, CLEC PLU reports are due the first of January, April, July, and October of each year to be received by BellSouth no later than 30 days after the first of each such month. If a request for service is received prior to the PLU report, the PLU populated on the first Access Service Request will be used in lieu of an official report PLU. Once the official report is received, the records will be updated to reflect the new PLU. Please note that the PLU cannot be "0" if you have local service. The TPIU cannot be "100" if a PLU is reported. Following are the steps that should be taken in order to obtain the PLU:

STEP	ACTION
1	Identify intrastate MOUs from the CLEC that terminate to BellSouth end offices
2	Eliminate any terminating party pay traffic, e.g., 800 traffic
3	Identify local usage terminating to BellSouth end offices
4	Eliminate any local terminating party pay traffic
5	Divide the result of step 4 by the result of step 2 to obtain the PLU.

Example:

STEP	ACTION
1	11,250,000 (total traffic terminating to BST) - 600,000 (interstate traffic terminating to BST) = 10,650,000 (total intrastate traffic terminating to BST)
2	10,650,000 (intrastate traffic terminating to BST) - 65,000 (intrastate terminating party pays traffic = 10,585,000
3	10,000,000 (Total local terminating traffic) - 0 (Total local terminating party pays traffic) = 10,000,000
4	10,000,000 (local terminating traffic) divided by 10,585,000 (local + intrastate-intrastate terminating party pays) = 94.47%
5	Round 94.47 to nearest whole number. PLU equals 94%

(2) REQ TYP: Requisition Type - Enter MD

(3) TQ: Translation Questionnaire

- Enter "DY" for Trunk Installations
- Enter "DX" for Switch Translations Only

Attach a copy of the completed TQ for switch and trunk translations.

Translation Items Expected or Required in EXACT

(4) UNIT: "C" = Number of Trunks ordered

(5) LTP: Local Transport - Enter the applicable transport/trunk code

(6) BAN: "N" = New Billing Account Number Requested

(7) ACTL: Access Customer Terminal Location - Enter the 11-character Common Language Location Identification (CLLI) code of the point of interface

(8) NC: Refer to Bellcore BR 795-403-100 *Common Language Network Channel Interface Guide* for Service Code Definitions.

Select one of the following:

TRFTYP = LT	TRFTYP = TS	
CHOKE Group	E911 Group	DID Group
SH-D	SBUC *	SDSA *
SHSA*	SDUC *	SBSA *
SHSC *		SDSC *

* When SS7 Trunks are ordered, enter the Link Signaling Transport (STP) CLLI in Remarks and the STP Point Code in CSPC.

(9) NCI: Network Channel Interface Code (Digital or Analog Code)

- If Digital, New or Existing, Facility ID (CFA) must also be entered

(10) TTT: Transport Trunk Termination Code

- LT TTT = 2 or 3
- TS TTT = 1, (1 & 2) or 3
- DID TTT = 1
- CHOKE TTT = 2
- E911 TTT = 2

(11) TRFTYP: Traffic Type

- ATC = LT
- CMC = TS
- DID = PN
- CHOKE = CH
- E911 = E9

(12) SECLOC: Eleven-character CLLI Code of one of the following:

- ATC = LT
- CMC = TS
- E911 = E911 Tandem
- DID = End Office
- CHOKE = Access Tandem

6.1.7 Intervals

Intervals must be negotiated. Intervals for the initial start of service or for the establishment of new trunk groups are typically in the range of 2-6 weeks. Intervals for the addition of trunks to an existing trunk group are typically in the range of 1-2 weeks. The committed due dates will be dependent upon the quantity and type of trunks, equipment/facility availability, work load, etc.

The committed due date will be returned on the Firm Order Confirmation (FOC). The interval guides can be found on the Web at:

<http://www.interconnection.bellsouth.com/guides/guides.html>

6.1.8 Service Specific Billing

Refer to contracts and Section E6 of the state access tariff for specific rates associated with the billing of applicable rate elements such as:

- Local Channel
- Switched Transport
- Tandem Switching
- Local Switching
- Interconnection
- Carrier Common Line

6.2 Calling Name Query Service

6.2.1 Service Description

6.2.1.1 Basic Service Description

This service provides a method for companies selling Calling Name Delivery (using the technology defined in Bellcore Technical Reference 1188) to query, in response to an incoming call to a CNAM customer, the names of BellSouth customers. Also included is the ability to query, in response to an incoming call to a CNAM customer, for all other names stored in the BellSouth Calling Name Database under contracts BellSouth may have with other companies that store their names in the BellSouth CNAM database. This service requires the purchasing company to allow access to the names that are stored in its database by all other companies that contract with BellSouth for the BellSouth Calling Name Query Service (non-database owner version). Responses to queries will be returned by BST using TR 1188 standards.

6.2.1.2 Basic Service Capabilities And Restrictions

Included as part of this service are the following items: STP translations required to route queries to the appropriate database (either as intermediate Global Translations alone or a combination of intermediate and final Global Translations); lookup of a TR 1188 formatted calling party name (15-character maximum) from the BST CNAM Database; formatting of a TR 1188 response message containing the necessary routing information and the appropriate response from the BST CNAM Database; STP translations required to route the response message to the querying end office. Access to BST names must be on a reciprocal basis (i.e., in order for a CLEC to access the BST names, BST must be able to access the CLEC names).

6.2.1.3 How Does This Service Work

The CLEC must have a Calling Name Database and an SS7 network capable of sending and receiving CNAM query/response SS7 messages in the TR1188 TCAP format. Queries are launched into the BST SS7 Network via SS7 links. (SS7 links are purchased through the SS7 Interconnection Tariffs.) Responses are returned via SS7 links. All CNAM queries and responses must be in the TR1188 format for both BST and the interconnecting CLEC. BST will provide access to all names stored within its CNAM Database and the CLEC must allow access to all names provided within its CNAM database.

6.2.1.4 Feature Interaction

All feature interactions are at switch level and are controlled by the CLEC switch.

6.2.2 Installation Intervals

Normal installation intervals do not apply and project coordination is required.

6.2.3 Service Inquiry & Ordering Guidelines

6.2.3.1 Information Required

NPA/NXXs included in CLEC database, point codes for all involved offices, requested service and test dates, single point of contact, LATAs included in service area, signaling point CLLIs, point(s) of interconnection (SS7) into the BST SS7 Network, and point codes of all CLEC connecting STPs and SCPs are required.

6.2.3.2 Source Of Information

The required information is furnished by the CLEC.

6.2.3.3 Forms

Please see the assigned Account Team representative for the applicable forms.

6.2.4 Customer Education

There is no customer education available or necessary for this service.

6.3 800 Access 10-Digit Screening

6.3.1 Description

800 Access 10-Digit Screening (ATDS) service provides the information necessary for routing 800 originating calls based on the dialed 10-digit 800 number except for 800 calls to Canada, Bermuda, and the Bahamas. Routing for 800 calls to these areas will be based on the first 6-digits of the dialed 800 number.

6.3.2 Application

The routing information is retrieved through queries to the Service Control Point (SCP). CLECs with Signal Transfer Points (STPs) may access BellSouth's Regional STP for the launching of queries to BellSouth's Service Control. CLECs without STPs or without third party STPs, must send the calls to BellSouth's Access Tandem for call completion.

6.3.3 Access Order Requirements

CLECs with their own STP or utilizing a third party STP must order SS7 links and ports to connect directly to BellSouth's Regional STP for SCP database query information.

6.3.3.1 ASR Page Screen

In addition to the ASR requirements outlined for CCS/SS7 Signaling Connection (LINKS) (see the assigned Account Team representative), the following requirements apply to the ordering of 800 10-digit Screening:

NOTE: In the "Remarks" field enter "Access to 800 SCP" and the CLLI code of the CLEC Switch (ACSWITCH).

6.3.3.2 Data Base Services Interconnection form (part of the ASR)

1. CSPS: Enter the STP point code(s). If a third-party link (LINK) provider is being used, the STP point code(s) of the link provider will be entered
2. ECCKT: Enter the exchange company's circuit of the links
3. TSC: Enter the TSC associated with the links
4. PSACT: Enter "N" for new
5. CSPC: Enter the switch point code(s)
6. OFC TYPE: Enter the office type of the switch originating the query
7. PC TYPE: Enter the type of point code

6.3.4 Intervals

Intervals must be negotiated. Intervals for ordering access to the 800 SCP are typically 10 business days. If links are also being ordered, the due date will be 10 days following completion of the links. The committed due date will be returned on the FOC.

6.3.5 Service Specific Billing

A per query charge, to be billed to the CLEC, will be applicable for each query launched to the database. The charges are found in Section E6.8.4 of the Access Tariff.

In addition to the query charge, if 800 10-digit screening via connection to the 800 SCP is requested, the following charges will also be applicable:

- NRBFA - Change of service (per request)
- NRBFD - Common block/translations rearrangement (one per STP)

6.4 Unbundled Tandem Switching

6.4.1 Market Service Description

6.4.1.1 Basic Service Features

This functionality allows CLECs who are purchasing Unbundled Network Elements (UNEs) from BST to route calls between BST end offices or between a CLEC switch and BST's end office(s).

6.4.1.2 Basic Service Capabilities

Additionally, this service allows BST to provide an intermediary switching functionality, whereby CLECs can route calls from their networks to the networks of other CLECs, IXCs, ICOs, etc. This is referred to as intermediary transit switching. Calls that originate from a BST end office within a tandem serving area will either be directly routed between end offices or come to the tandem in order to be routed to a terminating location within that same serving area. If the call is brought to the tandem it could be transported to another tandem serving area, or to another network provider (i.e., CLEC, IXC, CMRS, ICO, etc.). A call coming to a tandem from a CLEC switch will be terminated within that tandem's serving area either to a BST end office or to another network provider.

The tandem trunk port is a shared-use facility that provides the CLEC with the capability of terminating trunks into a tandem for the purpose of sending traffic to, and delivering traffic from, other locations outside of the dial-tone providing switch.

6.4.2 Network Architecture

6.4.2.1 Physical Network Configuration

Switching Requirements

Tandem Switching Functionality (UTS-SF) - Basic Switching and Billing functions will be provided. Generic upgrades will be performed as deemed necessary by BST.

Requests for features that require software and/or hardware not provided to BST will be priced out upon receipt of a BFR.

	1ESS		5ESS		DMS 100 / 200	4ESS
Generic	1AE11	1AE12	5E9	5E10	NA004	
Trunk Port						
2 Wire						
4 Wire						

Signaling

SS7 or Multi-frequency (MF) will be provided.

Recording

- Line side local/toll 100% measured service recording
- All other applicable industry AMA standards will be recorded by BST

Transport/Interconnection

Calls originating from tandem trunk ports will be transported via the BellSouth Public Switched Network (BPSN) or via trunk connections provided by other network providers interconnecting with the BellSouth Access Tandem.

CLECs will have the option of interconnecting at either the Access Tandem or Local Tandem. In areas where multiple local tandems exist, CLECs may elect to connect to one or more tandems as traffic dictates.

CLECs must interconnect to one access tandem in a local calling area for connection to Interexchange Carriers and IntraLATA toll.

If a CLEC insists on a single interconnection point within a LATA, the connection point would be at an access tandem and connectivity to cross-boundary switches would not be possible.

Figure 1 depicts Network Elements Unbundled Tandem Switching.

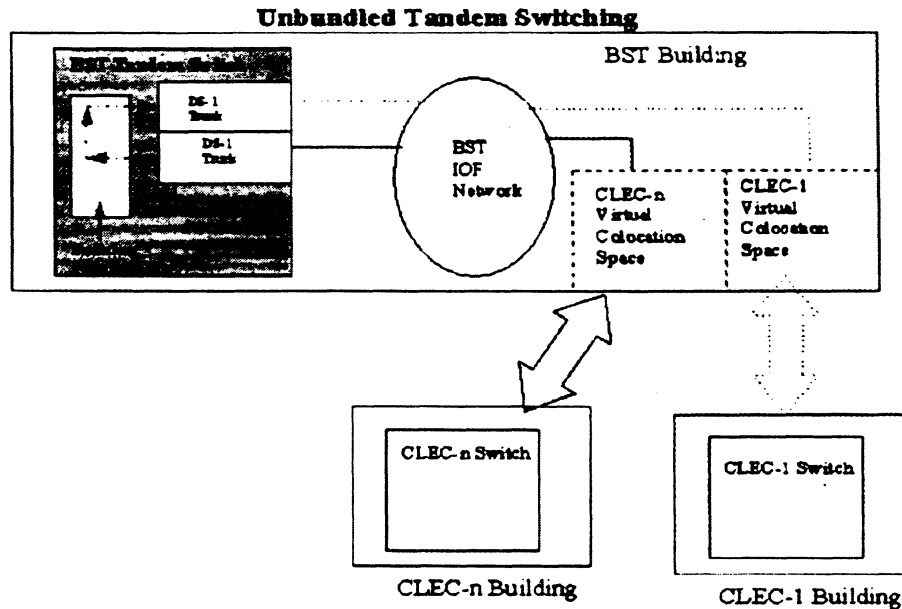


Figure 1 Network Elements Unbundled Tandem Switching

6.5 Unbundled Interoffice Transport (UIT-D)

6.5.1 Market Service Description

6.5.1.1 Basic Service Features

Dedicated Transport is defined as BellSouth transmission facilities dedicated to a particular customer or carrier that provide telecommunications between wire centers owned by BellSouth or requesting telecommunications carriers, or between switches owned by BellSouth or requesting telecommunications carriers.

These facilities can be used for Local Interconnection within a LATA, that is, from a CLEC's POP location to an interconnection point at a BellSouth switch location. These facilities can also be used to build a CLEC's network within a LATA. These facilities may be configured in various transmission configurations, may or may not include multiplexing functionality, and will provide the same transport capacities that exist in Section 7 of the FCC tariff (i.e., DS0, DS1,

DS3, etc.). The basic rate structure of this UNE will also be consistent with the existing interoffice transport elements in BellSouth's FCC tariff.

6.5.1.2 Basic Service Capabilities And Restrictions

CLECs can utilize UIT-D to transport their exchange and exchange access as well as transit traffic. Interoffice Transport has two architectures: Local Channel and Interoffice Channel, either can be channelized with a multiplexer. A Local Channel is the transport between the CLEC's POP and the POP servicing wire center collocation. The Interoffice Channel is the transport between the BellSouth wire centers collocations. If the CLEC's POP is in a BellSouth collocation site, then usually only the Interoffice Channel is used. The interoffice mileage will be computed based on the airline mileage between the BellSouth Central Offices regardless of how UIT-D is actually routed. Multiplexing functionality is offered as a part of a channelized facility over which lower level facilities may ride. Multiplexing functionality will also be offered as a stand-alone service. All UNE transports are terminated into the CLEC's collocation site and are accessible through collocation cross-connections. Figure 2 depicts UIT-D.

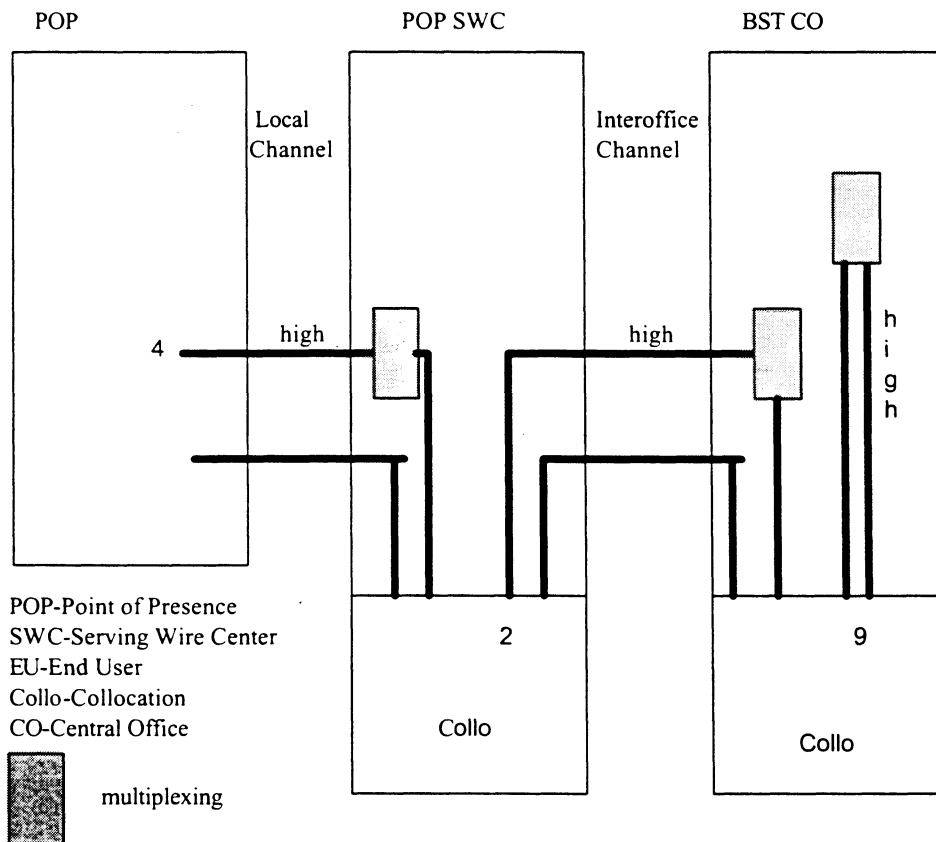


Figure 2 UIT-D

6.5.1.3 How Does This Service Work?

UIT-D can be ordered at various transmission speeds (DS0, DS1, DS3, etc.) in order to allow the CLEC to utilize BellSouth interoffice facilities to complete a telecommunications service that it is providing for its end-user. If multiplexing is used, the higher capacity facility with multiplexing should be ordered before the lower capacity facilities.

General Description of Performance Standards/Reliability

- Service Performance Objectives: This UNE will be designed to meet the transmission standards in BellSouth's technical publications at parity with those facilities used for Special Access.
- Diversity Requirements: No requirements for UNEs, but some level of diversity may exist in BST network (embedded and forward looking).
- Performance Monitoring: No specific requirement, however, network element may be monitored as part of BST network infrastructure.
- Special Considerations: None.

Deployment Schedule

- Ubiquitous deployment assuming current Central Office capabilities
- Additional transport capacities development may be requested based on the Bona Fide Request (BFR) process. Special construction may apply as appropriate.

6.5.1.4 Feature Interaction

Since UIT-D is strictly an interoffice transport service, it is the responsibility of the CLEC to ensure that other UNEs purchased from BellSouth and/or portions that it provides itself are compatible with the UIT-D element options that it is ordering. This would include such options as DS1 framing and formatting (e.g., ESF/B8ZS).

6.5.2 Service Inquiry & Ordering Guidelines

A Complex Service Provisioning System (CSPS) Service Inquiry will be required for UIT-D DS3 and above level service requests and for DS1 level service requests associated with Unbundled Channelization (UC).

All CLEC requests for UIT-D, except those combined with an Unbundled Local Switching (ULS) port, should be sent to the LCSC via an LSR with UNE** (where ** is a number representing a particular UNE to collocation arrangement or UNE combination). These requests will have the same field requirements as Special Access services, e.g. NC, NCI, SECNCI, ACTL, SECLOC, ACNA, etc. The LCSC will then issue a Service Order for either a CLS or CLF circuit to Carrier Access Billing System (CABS).

It is a requirement for all UNE-related LSRs to have the three characters “UNE” in the first three positions of the Project Field. If required, other Project Field information should then be entered in the other character positions.

All CLEC requests for UIT-D combined with an Unbundled Local Switching (ULS) port, should be sent to the LCSC via an LSR. The LCSC will then issue a Service Order for a Foreign Exchange type service (Telephone # Format) to the Customer Records Information System (CRIS).

All CLEC requests for UIT-D to be used for Local Interconnection should be sent to the Interconnection Purchasing Center (IPC) on an ASR.

6.5.2.1 Deployment Schedule

UIT-D is available in all states within BellSouth region.

6.5.3 Customer Education

Customer Education for the ordering of UIT-D is available from the CLEC Account Team upon request.

6.6 UIT-S

6.6.1 Market Service Description

6.6.1.1 Basic Service Features

Unbundled Interoffice Transport - Shared (UIT-S) provides a transmission path, and its associated electronics, allowing calls to be transported from a BellSouth end office to a BellSouth end office, BellSouth end office to a BellSouth tandem, or BellSouth tandem to a BellSouth tandem. These facilities/trunk groups are shared among all network providers that require calls to be transported between particular switching locations. These facilities/trunk groups may be transported over various transmission configurations (e.g., DS1, OC3) based on total shared network requirements. An example of a typical configuration for this UNE is as follows:

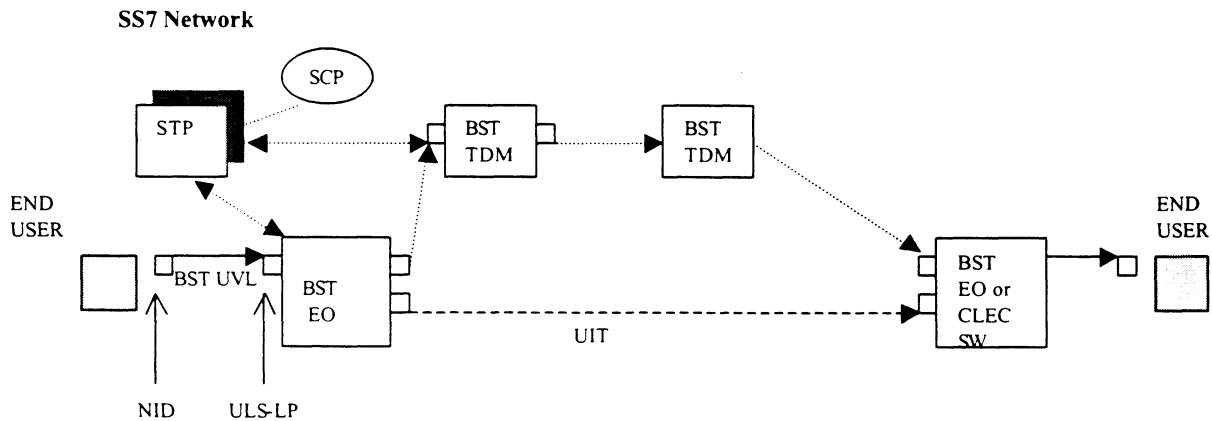


Figure 3 UIT-S Configuration

In the above diagram, Unbundled Interoffice Transport - Shared applies to the transport portion of the service only (i.e., the Tandem Switch and the End Office Switch are excluded from this rate element.) The elements associated with UIT-S include the physical transport facilities (e.g., fiber), any regenerating equipment, and the facility terminating equipment such as fiber-optic terminals and multiplexes.

UIT-S carries the originating traffic of a CLEC end-user (that utilizes BellSouth's Unbundled Local Switching and Unbundled Tandem Switching elements) to another BellSouth end office, to a BellSouth tandem, or between BellSouth tandems. This traffic could be originating local, toll, or access usage.

6.6.1.2 Basic Service Capabilities And Restrictions

CLECs will utilize UIT-S to originate their local, toll, and access traffic and terminate their toll and access traffic within the BellSouth network. Various call flow diagrams have been developed that provide details of how UIT-S will be utilized. These call flows are found at the end of this UIT-S section.

The SS7 network will be utilized for call setup. This network will establish the physical connections for the call and will also determine when busy conditions exist.

CLECs will be required to interconnect with at least one BellSouth tandem in each LATA. For toll traffic, it is possible that toll tandem-to-toll tandem connections will be utilized.

When CLECs are switchless providers, they will utilize BellSouth UNEs to originate and terminate their calls. In this case, the interoffice mileage will be computed based on the airline mileage between the originating BellSouth End Office and the terminating BellSouth End Office regardless of how the call is actually routed. (NOTE: No distinction will be made in computing the mileage if the Serving Wire Center has its own switch or if the Serving Wire Center is utilizing a remote switch.)

Figure 3 depicts several routing possibilities. As mentioned earlier, it is possible that the call could actually route through two toll tandem offices. It is also possible that the BellSouth Tandem could establish shared direct trunk groups between the originating BellSouth End Office and the terminating BellSouth End Office. A meld of these possible configurations was utilized to determine the cost for this UNE.

6.6.1.3 How Does This Service Work?

UIT-S is not ordered by the CLEC and is only available when used with unbundled local switching. Billing for UIT-S will be done based on minutes of use and mileage. UIT-S provides a transmission path, and its associated electronics, between switching locations. These facilities/trunk groups are shared among network providers. These facilities/trunk groups may be configured in various transmission configurations (DS1, DS3, etc.) based on total shared network requirements between switching locations. Depending on the distance between switching locations and the total service demands required, different combinations of SONET interoffice facilities will be utilized to transport the DS1 facilities carrying these shared trunk groups.

General Description of Performance Standards and Reliability

Trunk Group Service Performance Objectives:

- Final Trunk Groups between BellSouth Switches carrying Local traffic:
 - The Design Blocking Objective is 1.0% during the Average Time Consistent Busy Hour over a 20-day period. These trunk groups are monitored for blockages on a weekly basis.
 - There are no parity measurements on these trunk groups, since they are shared resources with all of the parties receiving the same level of service. A CLEC call accesses the trunk groups in the same manner as a BellSouth call.

- This UNE will be designed to meet the transmission standards in BellSouth's technical publications similar to those facilities used for Common Transport Trunk Groups.
 - Diversity Requirements: No requirements for UNEs but some level of diversity will exist in BellSouth network (embedded and forward-looking).
 - Performance Monitoring: No specific requirement, however, network element will be monitored as part of BellSouth network infrastructure.

- Special Considerations:
 - None
 - Billing Guarantees do not apply
 - Blocking Performance reports: None

Credit Terms

Since these charges are on a usage sensitive basis, there are no customer commitments for this service. There also are no volume or term options for this service.

Deployment Schedule

There will be widespread deployment assuming current Central Office capabilities.

6.6.1.4 Feature Interaction

Customers purchasing this UNE will also be billed the Unbundled Tandem Switching (UTS) and must have purchased an Unbundled Local Switching (ULS) port.

6.6.2 Installation Intervals

Installation Intervals are not applicable to UIT-S.

6.6.3 Service Inquiry & Ordering Guidelines

Service Inquiry and Ordering Guidelines are not applicable to UIT-S.

6.6.4 Customer Education

Customer Education is available from the CLEC Account Team upon request.

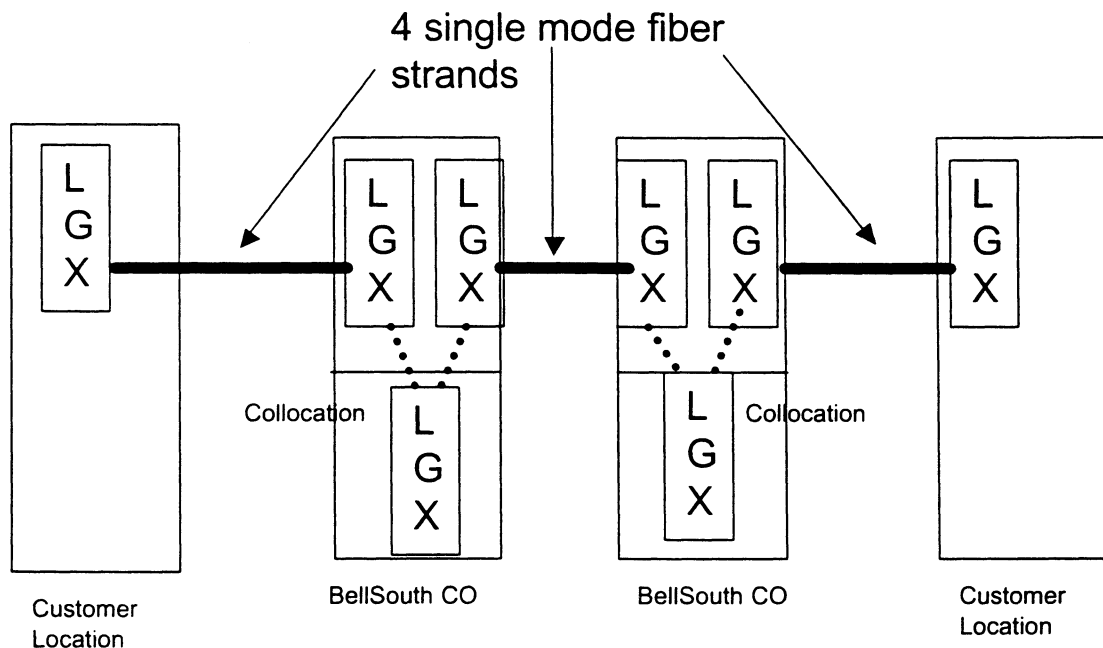
6.7 Unbundled Dark Fiber

6.7.1 Market Service Description

6.7.1.1 Basic Service Features

Unbundled Dark Fiber (UDF) is unused fiber-optic transmission media. It is offered as a point-to-point arrangement between a CLEC designated premise and a BellSouth Wire Center or between BellSouth Wire Centers. This arrangement consists of four optical fibers and fiber terminating equipment as shown in Figure 12. UDF is offered without optical signal regeneration to compensate for signal losses.

BellSouth reserves the right to rearrange its network and to modify the manner in which it provides service in order to meet its overall service requirements. This includes, but is not limited to, the right to engineer and construct its fiber-optic facilities in accordance with its normal operations without the requirement to modify its materials, splicing techniques, or planned facility rearrangements to suit a specific CLEC request.



Unbundled Dark Fiber

Figure 12 UDF Architecture

6.7.1.2 Basic Service Capabilities And Restrictions

BellSouth makes no representations regarding the transmission capability of the facilities. UDF is to be used for exchange and exchange access traffic.

6.7.1.3 How Does This Service Work?

UDF can be ordered by a CLEC to utilize BellSouth fiber-optic facilities to complete a service that it is providing for its end-user or to construct its own network.

General Description of Performance Standards and Reliability

- Service Performance Objectives: There will not be any specified performance objectives for UDF. However, at the request of the CLEC, if made prior to the installation of the facilities, BellSouth will attempt to estimate the transmission loss of the channel at the CLEC's intended transmission wavelength. BellSouth does not warrant that the CLEC's channel will operate at that estimated loss or that the transmission loss will remain constant during the period in which the CLEC obtains the facilities from BellSouth.
- Diversity Requirements: No requirements for UNEs, but some level of diversity will exist in BST's network (embedded and forward looking).
- Performance Monitoring: None.
- Special Considerations: None

Deployment Schedule

UDF will be available, where spare fibers exist, in all states.

6.7.2 Installation Intervals

Installation intervals will be determined on an individual case basis. The targeted Installation is 30 calendar days after receipt of a clean LSR. Repair intervals are the same as the FCC Tariff Dry Fiber Arrangements.

6.7.3 Service Inquiry & Ordering Guidelines

A Service Inquiry will be required for UDF requests in order to determine spare fiber availability and installation interval due to connection requirements.

All CLEC requests for UDF should be sent to the LCSC via an LSR with UNE in the first three characters of the "Project" field and other appropriate information. These requests will have the

same field requirements as Special Access services e.g. NC, NCI, SECNCI, ACTL, SECLOC, ACNA, etc. The LCSC will then issue a Service Order for a CLS circuit to CABS.

UDF Ordering Information:

UNE Description	Class of Service	NC	NCI	SEC NCI Class	USOC
UDF Interoffice	UDF	LX-	02QBF.LLX	02QBF.LLX	1L5DF
UDF Local Channel	UDF	LX	02QBF.LLX	02FCF.X	1L5DC
UDF Local Loop	UDF	LX	02QBF.LLX	2FCF	1L5DL

1. The LSR and the service inquiry will be submitted by the CLEC to the appropriate account team. The account team will forward the service inquiry to the appropriate state OSPE and CCM organizations.
2. OSPE and CCM will review fiber availability in the requested cross sections. OSPE and CCM will confer on overall fiber availability if required. If fiber is not available the SI is returned to the account team who will then forward the response to the CLEC. If fiber is available OSPE and CCM will respond to the Account Team, providing the total fiber length being provided on the request, and the service provision interval.
3. The SI and LSR will then be forwarded to the LCSC. The LCSC will write the Service Order and will apply the appropriate USOC configuration for billing.

6.7.4 Customer Education

Customer Education for the ordering of UDF is available from the CLEC Account Team upon request.

6.8 Unbundled Channelization

6.8.1 Market Service Description

6.8.1.1 Basic Service Features

Unbundled Channelization (UC) provides the multiplexing capability that will allow a DS1 or DS3 UNE or collocation cross-connect to be channelized at a BellSouth central office. This can be accomplished through the use of a multiplex or a digital cross-connect system at the discretion of BellSouth. The CLEC can activate channels all at once or on an as-needed basis once the UC UNE has been installed by connecting lower level UNEs via Central Office Channel Interfaces (COICs).

6.8.1.2 Basic Service Capabilities And Restrictions

The initial set of Central Office channelization capabilities will be as follows:

- DS1 Central Office Channelization System: An element that channelizes a DS1 signal into 24 DS0s.

- Central Office Channel Interfaces (COCI): Elements that can be activated on a channelization system.
- DS1 Central Office Channel Interface elements can be activated on a DS3 Channelization System.
- Voice Grade or Digital Data Central Office Channel Interfaces can be activated on a DS1 Channelization System.
- AMI and B8ZS line coding with either Super Frame (SF) and Extended Super Frame (ESF) framing formats will be supported as options.
- The multiplexer should be ordered with the higher-level transport service, if it is to be combined with BellSouth higher level services. Collocation should already be established. Lower-level transport service to be used with a higher-level channelized service can be ordered to establish higher-level channelized transport service.

6.8.1.3 How Does This Service Work?

UC allows the CLEC to build channelized facilities that can interconnect with lower level UNEs in a more efficient manner. One example is shown in Figure 13 below. In this case, the CLEC is collocated in a BellSouth Central Office and chooses to interface with DS1 level cross-connects that are then channelized into a maximum of 24 DS0s for interfacing with DS0 level UNEs.

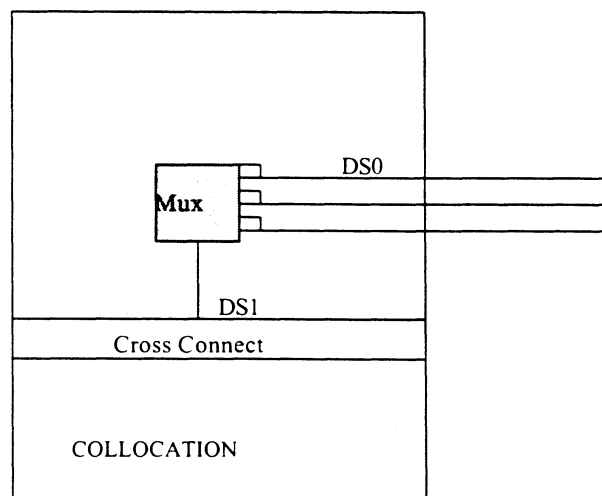


Figure 13 Unbundled Channelization

General Description of Performance Standards and Reliability

- Service Performance Objectives: There will not be any specified performance objectives for this UC since it is a multiplexing functionality rather than a measurable end-to-end service arrangement.

- Diversity Requirements: None.
- Performance Monitoring: Whatever exists in Network Element that is used.
- Special Considerations: None.
- Deployment Schedule: UC is offered in the same offices as the tariffed multiplexing functionality.

Other channelization arrangements may be made available if requested via the Bona Fide Request process.

6.8.1.4 Feature Interaction

COCIs will be billed on the lower level UNE order that is interfacing with the UC arrangement and will have to be compatible with those UNEs. For example, a CLEC should not connect a 64 kbps loop to a Voice Grade Center Office Channel Interface.

6.8.2 Service Inquiry & Ordering Guidelines

A CSPS Service Inquiry will be required for service requests associated with Unbundled Channelization (UC).

All CLEC requests for UC should be sent to the LCSC via an LSR with UNE** (where ** is a number representing a particular UNE to collocation arrangement or UNE combination.) These requests will have the same field requirements as Special Access services, e.g. NC, NCI, SECNCI, ACTL, SECLOC, ACNA etc. The LCSC will then issue a Service Order for a CLF circuit to CABS.

All CLEC requests for UC for Local Interconnection should be sent to the IPC via ASR. The above instructions above apply.

6.8.3 Customer Education

Customer Education for the ordering of UC is available from the CLEC Account Team upon request.

6.9 Physical Collocation

6.9.1 Service Description

6.9.1.1 Basic Service Description

Physical collocation is a negotiated service offering which provides for the installation of collocator-owned equipment and facilities within leased floor space in BellSouth Central Offices for the purpose of connecting to the BellSouth network. Physical Collocation is available as Caged, Shared Caged, Cageless, and Adjacent. The equipment complement may include any type of equipment used or useful for interconnection or access to unbundled network elements in the provision of telecommunications services. The collocator is solely responsible for the timing, alarming, monitoring, performance, maintenance, provisioning, and repair of its equipment. Equipment ownership, maintenance and insurance are the responsibility of the collocator or its approved agent. Equipment and facilities placed as part of a collocation arrangement must be installed by a BellSouth certified vendor in accordance with BellSouth Technical Reference (TR) 73503.

As part of the equipment installation, collocators may place a private fiber entrance facility from outside the central office to an interconnection point designated by BellSouth. This entrance facility will be pulled into the central office cable vault by BellSouth, spliced into collocator-provided fire retardant riser cable and connected to the equipment arrangement within the central office.

A physical collocation arrangement which connects to private fiber entrance facilities is called Expanded Interconnection Service (EIS) as depicted in Figure 14. This arrangement provides the collocator the ability to interconnect its private network or remotely located switching/routing equipment to BellSouth transport services.

A collocator may elect to place its equipment in a BellSouth central office without the use of private fiber entrance facilities. In this scenario, the arrangement is known as Service Interconnection (SI), see Figure 15. This configuration allows the collocator to interconnect to unbundled elements without having to place private facilities to that central office location.

Floor space will be made available per central office on a first-come, first-served basis. Collocators may enclose their leased space within an enclosure meeting BellSouth specifications and local building code. The equipment complement may include transmission equipment, loop concentration devices, switching equipment, and Personal Computers. The official demarcation point between a collocator's equipment and BellSouth's network will be designated per location and will reside on the conventional distribution frame for two-wire and four-wire, the DSX for DS1 or DS3, and the LGX for fiber-optic terminations. Collocators may directly connect to other collocation arrangements that they own located within the same central office utilizing collocator-owned facilities or BellSouth cross-connects. Such connection may not be in lieu of connection to the BellSouth network.

With Expanded Interconnection, the collocator is “expanding” its private network to BellSouth’s network. Therefore, private fiber is placed to the central office and pulled through to the collocation arrangement. The collocator places its equipment in leased floor space and cross-connects to BellSouth’s transports.

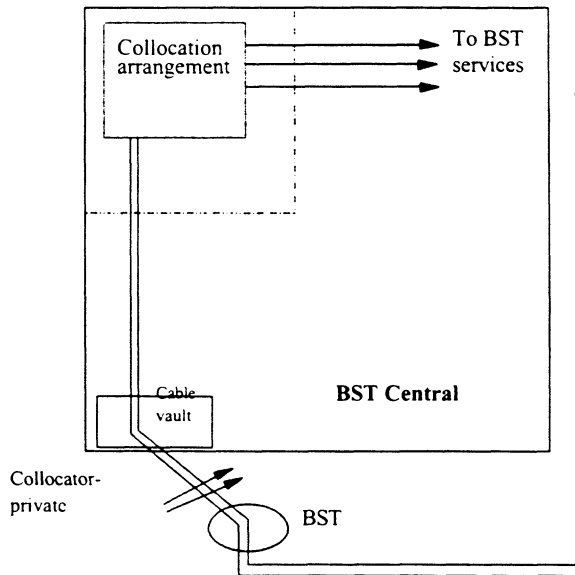


Figure 14 Expanded Interconnection Service

With a Service Interconnection arrangement, the collocator places its equipment in leased floor space and purchases cross-connects to BellSouth’s Transport services.

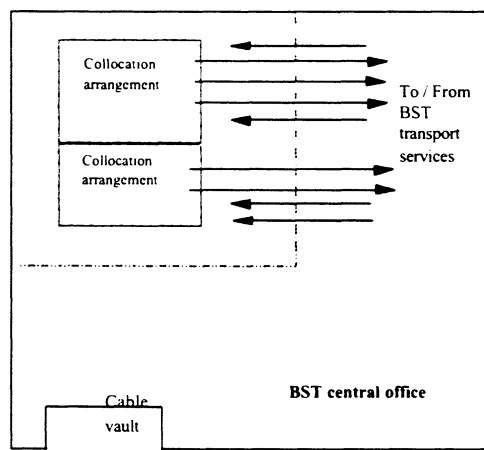


Figure 15 Service Interconnection

6.9.1.2 Basic Service Capabilities And Restrictions

A collocation arrangement allows a telecommunications service provider an efficient means for connecting to BellSouth tariffed services and unbundled network elements through the purchase of BellSouth cross-connects. Cross-connects provide a one-to-one dedicated transmission path between the interconnector's network equipment located in the Central Office and BellSouth's network at two-wire, four-wire, DS1, DS3, and fiber-optic levels.

Two-wire and four-wire cross-connects are for connection to BellSouth's unbundled voice loops, unbundled digital loops, dedicated DS0 services and unbundled port offerings. DS1 and DS3 cross-connects provide a 1.544 Mb or 44 Mb path, respectively, between the collocator and the following BellSouth services: tariffed DS1 and DS3 local channel or interoffice transport offerings (hi-cap, SMARTPath, Megalink, LightGate, etc.), central office channelization, SMARTRing central office node interfaces, FLEXServ, and unbundled digital (DS1) loops. Fiber-optic cross-connects provide a generic fiber connection between the collocator and unbundled dark fiber (where offered), SMARTRing Service and LightGate optical service at customer-designated bandwidths.

6.9.2 Service Inquiry & Ordering Guidelines

6.9.2.1 Equipment Arrangement

The application process for collocation is a two-phase process consisting of the Application Inquiry phase and the Bona Fide Firm Order phase. Both phases use BellSouth Expanded Interconnection forms (BSTEI forms). Please see section *6.9.5 Customer Education* for more information about these forms.

For the Application Inquiry phase, a collocator must submit a complete and accurate BSTEI-1 Application Inquiry document, for review and planning by BellSouth equipment engineers, space planners and facility planners. The Application is Bona Fide when it is complete and accurate, meaning that all required fields on the Application are completed with the appropriate type of information. A proposed equipment layout, and an estimate of the square footage or bay space required must accompany each Application Inquiry as indication of a Bona Fide Request. BellSouth will inform the CLEC within ten (10) calendar days of receipt of an Application whether the Application is denied as a result of space availability and whether the Application is considered Bona Fide.

BellSouth will provide a comprehensive written response ("Application Response") within thirty (30) calendar days of receipt of a Bona Fide Application. The Application Response will include the configuration of the space, and the fees for all services requested by the CLEC. When multiple applications are submitted within a fifteen (15) calendar day window, BellSouth

will respond to the Bona Fide Applications as soon as possible, but no later than the following: within thirty (30) calendar days for Bona Fide Applications 1-5, within thirty-six (36) calendar days for Bona Fide Applications 6-10, and within forty-two (42) calendar days for Bona Fide Applications 11-15. Response intervals for multiple Bona Fide Applications submitted within the same timeframe for the same state in excess of 15 must be negotiated. All negotiations shall consider the total volume from all requests from telecommunications companies for collocation.

If a modification or revision is made to any information in Sections 2 through 12 or 15 of a Bona Fide Application for Physical Collocation, or Sections 2 through 10 or 13 of a Bona Fide Application for Adjacent Collocation, either at the request of the collocator or necessitated by technical considerations, BellSouth will respond to the Bona Fide Application within thirty (30) business days after BellSouth receives such application or at such other date as the Parties agree. If, at any time, BellSouth needs to reevaluate the collocator's Bona Fide Application as a result of changes requested by the collocator to the collocator's original application, then BellSouth will charge the collocator a fee based upon the additional engineering hours required to do the reassessment. Major changes such as requesting additional space or adding additional equipment may require the collocator to resubmit the application with an Application Fee. The collocator may modify Section 1, 13, 14, or 16 of a Bona Fide Application for Physical Collocation, or Sections 1, 11, or 12 of a Bona Fide Application for Adjacent Collocation, without incurring additional expense or a longer Application Response interval.

The collocator shall indicate its intent to proceed with equipment installation in a BellSouth Premises by submitting a Bona Fide Firm Order to BellSouth. A Bona Fide Firm Order requires the collocator to complete the Application/Inquiry process described above and submit the Physical Expanded Interconnection Firm Order document (BSTEI-1P-F) indicating acceptance of the Application Response provided by BellSouth ("Bona Fide Firm Order"). (Please see section *6.9.5 Customer Education* for more information about this form.) The Bona Fide Firm Order must be received by BellSouth no later than thirty (30) business days after BellSouth's Application Response to the collocator's Bona Fide Application.

BellSouth will establish a firm order date based upon the date BellSouth is in receipt of a Bona Fide Firm Order. BellSouth will acknowledge the receipt of the collocator's Bona Fide Firm Order within seven (7) calendar days of receipt indicating that the Bona Fide Firm Order has been received. A BellSouth response to a Bona Fide Firm Order will include a Firm Order Confirmation containing the firm order date. No revisions will be made to a Bona Fide Firm Order. Space preparation for the Collocation Space will not begin until BellSouth receives the Bona Fide Firm Order and all applicable fees.

Once the Firm Order is placed, the collocator may negotiate with a BellSouth Certified Supplier for the equipment placement. Collocation equipment placement may not begin until BellSouth's space and infrastructure work is complete. This date is identified as the "Space and Infrastructure Complete Date" or "Space Ready Date." BellSouth may, at its sole discretion, agree to an equipment installation date prior to the completion of its infrastructure work,

provided the area is properly secured. For these exceptions, BellSouth will report this date as the Space Available for Occupancy Date. In these cases, the collocator must sign a liability waiver before such work may begin.

Requesting collocators may begin the Application Inquiry process prior to the execution of Physical Collocation agreement with BellSouth. However, the agreement must be executed prior to proceeding to the Firm Order phase.

NOTE: A collocator may contact its BellSouth Interconnection Services Account Team contact for copies of BellSouth's Request for Negotiations, BSTEI forms and BSTEI line-by-line instructions.

6.9.2.2 Interconnecting Service

Interconnection to Physical Collocation is available at the two-wire or four-wire, DS1, DS3 or Fiber-optic interface levels on a negotiated basis only. Services to be interconnected to a collocation arrangement must be submitted on ASR forms or LSR forms using industry standards and code sets for accurate and complete requests. Please ask your BellSouth contact for specific information. For more information, including selecting the appropriate form, reference the *Access Service Ordering Guide* and Bellcore's Special Reports SR STS-471001 and 471004 regarding the ASR ordering process and field definitions and the *BellSouth Business Rules for Local Ordering* regarding the LSR ordering process and field definitions.

6.9.3 Price List References

BellSouth assesses both non-recurring and recurring charges for physical collocation. The following is a description of each rate element. For the rate element descriptions, a designation of NRC or RC will follow the name of the element to indicate if the element is a non-recurring charge (NRC), a recurring charge (RC), or both. Please reference the Collocation Agreement for specific rate information.

Application Fee - NRC

The application fee is required per request, per location to cover the engineering and administrative expense associated with reviewing, analyzing and responding to the initial application inquiry. Associated with the review are design and planning activities including an engineering record search for conduit, rack, and floor space availability, preliminary construction design and cost estimates, power engineering assessment, and provisioning interval estimates.

Subsequent Application Fee - NRC

This one-time fee applies per request for subsequent activity to an existing collocation arrangement when the requested activity does not require BellSouth to expend capital (e.g., floor loading changes, construction of additional enclosure, changes to HVAC requirements, power requirement changes which may result in a power plant upgrade, environmental or safety requirements, or equipment relocation). The fee covers the cost for BellSouth to review, analyze and respond to the subsequent request. The application of this charge assumes the work required by BellSouth is more limited in scope than that required by a new application. Should BellSouth be required to expend capital in fulfilling the subsequent request, a full Application Fee is required.

Space Preparation - NRC

Space preparation fees consist of a nonrecurring charge for Firm Order Processing and monthly recurring charges for Central Office Modifications, assessed per arrangement, per square foot, and Common Systems Modifications, assessed per arrangement, per square foot for cageless and per cage for caged collocation. CLEC-1 shall remit payment of the nonrecurring Firm Order Processing Fee coincident with submission of a Bona Fide Firm Order. The recurring charges for space preparation apply beginning on the date on which BellSouth releases the Collocation Space for occupancy or on the date CLEC-1 first occupies the Collocation Space, whichever is sooner. The charges recover the costs associated with preparing the Collocation Space, which includes survey, engineering of the Collocation Space, design and modification costs for network, building and support systems. In the event CLEC-1 opts for cageless space, the space preparation fees will be assessed based on the total floor space dedicated to CLEC-1.

Space Enclosure – RC

The Space Enclosure Construction Fee is a monthly recurring fee, assessed per enclosure, per location with a one hundred (100) square foot minimum enclosure. It recovers costs associated with providing an optional equipment arrangement enclosure, which include architectural and engineering fees, materials, and installation costs. The cost for additional square feet is applicable only when ordered with the first 100 square feet and must be requested in 50-square-foot increments. The collocator may, at its option, arrange with a BellSouth Certified Contractor to construct the space enclosure in accordance with BellSouth's guidelines and specifications. In this event, the BellSouth Certified Contractor shall directly bill the collocator for the space enclosure, and this fee will not apply.

Floor Space - RC

The floor space charge is a monthly recurring charge that covers the square footage assigned to the collocator for the equipment arrangement. This charge includes reasonable charges for lighting, HVAC, and other allocated expenses associated with maintenance of the Premises but does not include amperage necessary to power the collocator's equipment. When the

collocation space is enclosed, the collocator shall pay floor space charges based upon the number of square feet so enclosed. When the collocation space is not enclosed, the collocator shall pay floor space charges based upon the following floor space calculation: [(depth of the equipment lineup in which the rack is placed) + (0.5 x maintenance aisle depth) + (0.5 x wiring aisle depth)] (width of rack and spacers). For purposes of this calculation, the depth of the equipment lineup shall consider the footprint of equipment racks plus any equipment overhang. BellSouth will assign unenclosed collocation space in conventional equipment rack lineups where feasible. In the event the collocator's collocated equipment requires special cable racking, isolated grounding or other treatment which prevents placement within conventional equipment rack lineups, the collocator shall be required to request an amount of floor space sufficient to accommodate the total equipment arrangement. Floor space charges are due beginning with the date on which BellSouth releases the collocation space for occupancy or on the date the collocator first occupies the collocation space, whichever is sooner.

Cable Installation - NRC

The cable installation charge applies only to collocators who place private fiber entrance facilities to their collocated equipment. This is a one-time charge per cable, per installation to arrange the punch-through to the manhole, pull fiber cable length from the serving manhole to the central office cable vault, perform splicing to collocator provided fire retardant riser, and pull cable length through the central office cable support structure to the collocation arrangement.

Cable Support Structure - RC

This component covers the use and maintenance of the Central Office duct, riser and overhead racking structure when the collocator has elected to provide private fiber entrance to its equipment.

Power - NRC

BellSouth shall make available – 48 Volt (-48V) DC power for CLEC-1's Collocation Space at a BellSouth Power Board or BellSouth Battery Distribution Fuse Bay ("BDFB") at CLEC-1's option within the premises.

Recurring charges for -48V DC power will be assessed per ampere per month based upon the BellSouth Certified Supplier engineered and installed power feed fused ampere capacity. Rates include redundant feeder fuse positions (A&B) and common cable rack to CLEC-1's equipment or space enclosure. When obtaining power from a BDFB, fuses and power cables (A&B) must be engineered (sized), and installed by CLEC-1's BellSouth Certified Supplier. When obtaining power from a BellSouth power board, power cables (A&B) must be engineered (sized), and installed by CLEC-1's BellSouth Certified power Supplier. CLEC-1 is responsible for contracting with a BellSouth Certified Supplier for power distribution feeder cable runs from a BellSouth BDFB or power board to CLEC-1's equipment. Determination of

the BellSouth BDFB or BellSouth power board as the power source will be made at BellSouth's sole, but reasonable, discretion. The BellSouth Certified Supplier contracted by CLEC-1 must provide BellSouth a copy of the engineering power specification prior to the day on which CLEC-1's equipment becomes operational ("Commencement Date"). BellSouth will provide the common power feeder cable support structure between the BellSouth BDFB or power board and CLEC-1's arrangement area. CLEC-1 shall contract with a BellSouth Certified Supplier who will be responsible for the following: dedicated power cable support structure within CLEC-1's arrangement; power cable feeds; terminations of cable. Any terminations at a BellSouth power board must be performed by a BellSouth Certified power Supplier. CLEC-1 shall comply with all applicable National Electric Code (NEC), BellSouth TR73503, Telcordia (BellCore) and ANSI Standards regarding power cabling.

If BellSouth has not previously invested in power plant capacity for collocation at a specific site, CLEC-1 has the option to add its own dedicated power plant; provided, however, that such work shall be performed by a BellSouth Certified Supplier who shall comply with BellSouth's guidelines and specifications. Where the addition of CLEC-1's dedicated power plant results in construction of a new power plant room, upon termination of CLEC-1's right to occupy collocation space at such site, CLEC-1 shall have the right to remove its equipment from the power plant room, but shall otherwise leave the room intact.

If CLEC-1 elects to install its own DC Power Plant, BellSouth shall provide AC power to feed CLEC-1's DC Power Plant. Charges for AC power will be assessed per breaker ampere per month. Rates include the provision of commercial and standby AC power. When obtaining power from a BellSouth service panel, protection devices and power cables must be engineered (sized), and installed by CLEC-1's BellSouth Certified Supplier except that BellSouth shall engineer and install protection devices and power cables for Adjacent Collocation. CLEC-1's BellSouth Certified Supplier must also provide a copy of the engineering power specification prior to the Commencement Date. Charges for AC power shall be assessed pursuant to the rates specified in Exhibit A. AC power voltage and phase ratings shall be determined on a per location basis. At CLEC-1's option, CLEC-1 may arrange for AC power in an Adjacent Collocation arrangement from a retail provider of electrical power.

Cross-Connect - NRC and RC

These elements provide the one-for-one interconnection to BellSouth's tariffed or negotiated service elements as described under Service Capabilities (i.e., connection to a two-wire or four-wire unbundled loop or port, DS1, DS3 fiber-optic service). The cross-connect has a NRC fee for First and Additional and a RC rate component as well.

Security Access System – NRC and RC

The Security Access System charges provide for key and card access to BellSouth premises. NRC charges are applicable per card for activations and for lost or stolen cards. RC charges

are applicable per card for activations and for lost or stolen cards. RC charges are applicable per premises per card. Keys are issued with a NRC charge.

Reports - NRC

Collocators who request space availability reports will be assessed a report fee on an individual basis.

Cable Record charges

These charges apply for work required to build cable records in company systems. The VG/DS0 per cable record charge is for a maximum of 3600 records. The Fiber cable record charge is for a maximum of 99 records.

POT Bay – RC

When a Point of Termination (POT) bay or frame supplied by BellSouth for demarcation is utilized with physical collocation, a recurring monthly charge applies for each cross-connect. There is no non-recurring charge for this element. Effective June 1, 1999, BellSouth no longer utilizes a POT Bay as a demarcation point.

Security Escort - NRC

A security escort will be required whenever the collocator or its approved agent desires access to the entrance manhole or must have access to the Premises after the one accompanied site visit allowed in the Collocation Agreement but prior to meeting BellSouth's security requirements and/or prior to Space Acceptance. Rates for a security escort are assessed in quarter hour increments.

6.9.4 Installation Intervals

Construction and Provisioning intervals are mandated by the various State Commissions and the FCC. In general the guidelines are described below, but will vary slightly in each State. Excluding the time interval required to secure the appropriate government licenses and permits, BellSouth will use best efforts to complete construction for collocation arrangements under ordinary conditions as soon as possible and within a maximum of 90 calendar days from receipt of a Bona Fide Firm Order. Ordinary conditions are defined as space available with only minor changes to support systems required, such as but not limited to, HVAC, cabling and the power plant(s). Excluding the time interval required to secure the appropriate government licenses and permits, BellSouth will use best efforts to complete construction of all other Collocation Space ("extraordinary conditions") within 180 calendar days of the receipt of a Bona Fide Firm Order. Extraordinary conditions are defined to include but are not limited to major BellSouth equipment rearrangement or addition; power plant addition or upgrade; major mechanical addition or

upgrade; major upgrade for ADA compliance; environmental hazard or hazardous materials abatement; and arrangements for which equipment shipping intervals are extraordinary in length.

6.9.5 Customer Education

BellSouth provides an overview on all Local Interconnection and Unbundled elements at CLEC training classes scheduled throughout the year. Customer information packages containing the BellSouth *Collocation Handbook*, Collocation Application and Firm Order documents, line-by-line instructions, and the standard collocation agreement are available from the Account Team Collocation Coordinator (ATCC). Contact the ATCC for more information.

6.10 Virtual Collocation

6.10.1 Service Description

6.10.1.1 Basic Service Description

Virtual Expanded Interconnection Service (VEIS, or virtual collocation) is a tariffed service offering which provides for the placement of collocator-owned transmission facilities and equipment in BellSouth Central Offices and the interconnection of this equipment to BellSouth switched access, special access, and unbundled network element services. VEIS arrangements are most commonly located in the BST equipment line-up.

As part of the equipment installation, collocators may place a private fiber entrance facility from outside the central office to an interconnection point designated by BellSouth. The entrance facility will be pulled into the central office cable vault, spliced into fire-retardant riser cable provided by the collocator and connected to the equipment arrangement within the central office. If multiple entry points are available and the collocator so desires, multiple entry points will be provided to the collocator for its fiber entrance facilities. Microwave facilities, in lieu of fiber facilities, may be used for interconnection where they may be reasonably provided.

To ensure the compatibility of the transmission capabilities of the facilities and equipment used in the provision of VEIS, equipment and facilities, including the entrance fiber, associated fire retardant riser cable, terminal transmission equipment, plug-ins/line cards, software, unique tools and test equipment, will be provided by the collocator. The collocator will also provide the cabling from the arrangement to the BST cross-connect point and power cabling from the arrangement to the BST-provided power source. The collocator will contract directly with its chosen BellSouth certified vendor for engineering and installation activities for the arrangement. The collocator will lease to BellSouth all equipment and support components required to provision and maintain/repair VEIS on an ongoing basis for the nominal sum of \$1.00.

The VEIS collocator is responsible for performance monitoring, alarm monitoring, and software cross-connect control of all facilities and equipment owned by the collocator and leased from BellSouth. BellSouth will perform all maintenance and repair on collocator equipment once

notified by the collocator that such work is necessary. If a collocator has selected terminating transmission equipment hardware and/or software which is not currently in use in the BellSouth location where VEIS will be provided, the collocator is responsible for payment of tuition fees and employee time and travel expenses associated with any necessary training for BellSouth personnel to install and repair the equipment.

Space is available for VEIS in each BellSouth central office on a first-come, first-serve basis. The Company's central office site designations are listed in the National Exchange Carrier Association (NECA) Tariff FCC No. 4. The first-come, first-serve policy is determined based upon the order of receipt of applications for VEIS along with the Application Fee.

6.10.1.2 Basic Service Capabilities And Restrictions

A virtual collocation arrangement allows a telecommunications service provider an efficient means for connection to BellSouth tariffed services and unbundled network elements, through the purchase of BellSouth cross-connects. VEIS cross-connects provide a one-to-one dedicated transmission path between the interconnector's transmission equipment located in the Central Office and BellSouth's network at two-wire, four-wire, DS1, DS3, and fiber-optic levels.

Two-wire and four-wire cross-connects are for connection to BellSouth's unbundled voice loop, unbundled digital loop, dedicated DS0 services and unbundled port offerings. DS1 and DS3 cross-connects provide a 1.544 Mb or 44 Mb path, respectively, between the collocator and the following BellSouth services: tariffed DS1 and DS3 local channel or interoffice transport offerings (e.g., SPA DS1/DS3, SPA DS1/DS3 Shared Ring, SWA DS1, SWA DS3, SWA Dedicated Transport), central office channelization, Dedicated Ring central office node interfaces, SPA Customer Reconfiguration and unbundled digital (DS1) loops. Fiber-optic cross-connects are for interconnection to BellSouth's SMARTRing optical and LightGate optical interfaces, to unbundled dark fiber (where available), or to another collocated party.

6.10.2 Service Inquiry & Ordering Guidelines

6.10.2.1 Equipment Arrangement

The virtual collocation ordering process has two phases: Application Inquiry and Bona Fide Firm Order. BellSouth requires the submission of its form BSTEI-1-V for both the Application/Inquiry and the Bona Fide Firm Order/Installation phases.

For the Application Inquiry phase, a collocator must submit a complete and accurate BSTEI-1-V Application Inquiry document, with the appropriate Application Fee, for review and planning by BellSouth equipment engineers, space planners and facility planners. The Application is Bona Fide when it is complete and accurate, meaning that all required fields on the Application are completed with the appropriate type of information. A proposed equipment layout and an

estimate of the square footage or bay space required must accompany each Application Inquiry as indications of a bona fide request. BellSouth will inform the CLEC within ten (10) business days of receipt of an Application whether the Application is denied as a result of space availability and whether the Application is considered Bona Fide. BellSouth will process applications for virtual collocation on a first-come, first-serve basis by location as determined through the receipt of the application fee.

Upon receipt of a Bona Fide Application, BellSouth will conduct the following design and planning activities: engineering record search and review to determine availability of conduit, rack, floor space and multiple entry points; determination of requirements of the requested virtual collocation arrangement design; and administrative activities required to process the application. Once BellSouth has completed the design and planning activities, the collocator will be informed of the floor space and power requirements. At this time, BellSouth will provide to the collocator a list of vendors certified to perform equipment installations.

The collocator will contract directly with its chosen BellSouth Certified Vendor for installation. BellSouth will retain project management responsibility and authority related to the installation work done in the central office (decisions as to specific location of the equipment bay, termination panel appearance, assignments, etc.). BellSouth will work cooperatively with the BellSouth Certified Vendor. BellSouth will notify the collocator in writing upon completion of the installation work and prior to activating the virtual collocation arrangement.

6.10.2.2 Interconnecting Service

Services to be interconnected to a collocation arrangement must be submitted on ASR forms or LSR forms using industry standards and code sets for accurate and complete requests. For more information, including selecting the appropriate form, reference the *Access Service Ordering Guide* and Bellcore's Special Reports SR STS-471001 and 471004 regarding the ASR ordering process and field definitions and the *BellSouth Business Rules for Local Ordering* regarding the LSR ordering process and field definitions.

6.10.3 Price List Reference

BellSouth assesses both non-recurring and recurring charges for virtual collocation. The following is a description of each rate element, including a NRC indicator for non-recurring and RC for recurring. For rate information, please reference Section 20 of BellSouth's FCC #1 tariff.

Application Fee – NRC

The Application Fee covers the engineering and administrative expense associated with reviewing, processing and responding to the initial application inquiry. Associated with the

review are design and planning activities, which include an engineering record search for conduit, rack, and floor space availability, and a determination of requirements for the requested VEIS design. The fee is a one-time charge required with each VEIS arrangement application submitted per location.

Cable Installation Charge – NRC

The Cable Installation Charge applies for each VEIS fiber entrance cable ordered installed to an arrangement. Cable installation involves activities associated with arranging the manhole punch-through, pulling the collocator-provided/BellSouth leased fiber cable from the interconnection point to the central office cable vault, installing collocator-provided/BellSouth-leased fire retardant riser cable, and splicing the entrance fiber cable to the riser cable.

Cable Support Structure – RC

This component recovers the use and maintenance of the duct from the point of interconnection to the central office cable vault and for riser and overhead racking structure. The charge applies to each private fiber entrance cable installed.

Floor Space – RC

The VEIS Floor Space component consists of two recurring rate elements: per square foot and per ampere. The per square foot element applies for the floor space required to provision the VEIS arrangement and includes heat, ventilation and air conditioning (HVAC), lighting, and AC power. The per Ampere element consists of two -48 volt direct current feeds (A & B) with battery backup and applies per ampere for the equipment maximum power requirement per manufacturer's specifications.

Cross-connect – NRC and RC

The cross-connect element allows the connection to either access or unbundled network elements. The physical cabling between the collocation arrangement and the cross-connect panel is completed by the collocator's certified vendor. The monthly recurring charge for cross-connects consists of the cross-connect panel, cable racks between the collocation arrangement and cross-connect panel, bay framework and other supporting hardware. Non-recurring charges are assessed on a "First" and "Additional" basis.

Training – ICB

When collocator-provided training is required as described in section I.A. of the Collocation Agreement, the collocator must compensate BellSouth for employee living expenses per day, air fare/travel expenses per trip and labor rate each half-hour for Basic, Overtime, or Premium time.

Security Escort

A Security Escort is provided by BellSouth to a collocator whenever the collocator or approved agent desires access to the collocation arrangement. Charges for the Security Escort are assessed in half-hour increments as Basic, Premium or Overtime charges. A request resulting in the dispatch of a BellSouth employee at a time not consecutive with the employee's scheduled work period is subject to a minimum charge of three (3) hours.

6.10.4 Installation Intervals

BellSouth will complete its work for Virtual Collocation under ordinary conditions and under extraordinary conditions within the time frame set forth by the State PUC or the FCC. Although not generally required for Virtual Collocation preparation activities, the time interval required to secure any governmental licenses and permits will be excluded from BellSouth's Virtual Collocation Provisioning interval.

6.10.5 Customer Education

Customer information packages containing the Collocation Application and Firm Order documents, line-by-line instructions, a copy of the FCC #1 Virtual Expanded Interconnection tariff, as well as additional customer information and assistance with the application are available from the Account Team

6.11 Open Advanced Intelligent Network (AIN)

6.11.1 Service Description

6.11.1.1 Basic Service Features

AIN Toolkit 1.0 is a product that is designed to provide a CLEC with the ability to create and offer AIN service applications to its end-users. Service applications are created in a BellSouth-provided Service Creation Environment (SCE) using a BellSouth-provided graphical user interface (GUI). AIN SMS Access 1.0 provides access to the SCE and supports administrative activities (e.g., inputting end-user specific data or accessing usage reports) associated with the service applications that are created using AIN Toolkit 1.0. AIN SMS Access 1.0 is required in conjunction with AIN Toolkit 1.0.

6.11.1.2 Basic Service Capabilities And Restrictions

AIN Toolkit 1.0: AIN Toolkit 1.0 will allow subscribers to access SS7 call information and AIN processing capabilities to create customized telephone services to meet the needs of end-users. AIN Toolkit 1.0 will support these major classes of applications: routing, incoming call screening, outbound call screening, routing, calls analysis reports, or a combination of these.

With AIN Toolkit 1.0, CLECs may create services by accessing a BellSouth-provided SCE. The SCE provides a set of tools that allows the CLEC to configure AIN capabilities. The tools include a set of nodes, or pre-defined building blocks of AIN service logic that may be combined to create AIN service applications in the form of Decision Graphs (DGs). Once a particular service application has been verified for network and service integrity, it will be distributed to elements (SCPs) in BellSouth's network and will be available for implementation on end-users' lines. Service activation and deactivation will be at the CLEC's discretion.

The triggers available will be: 1) Off Hook Delay, 2) Termination Attempt, 3) Public Office Dialing Plan, 4) Feature Code, 5) Customized Dialing Plan, 6) Off Hook Immediate. The nodes available will be: Announce & Collect, Announcement, Assign, Bill Carrier, Bill Subscriber, Carrier, Come Into, Comparison, Connection, Counter, Directory Number Validation, Day, Distribute, Flexible Table, Geography, Go To, Increment/Decrement, LATA, Leg Treatment, Length, Match, Percent, Query Parameters, Redirection Party ID, Table, Time, Trunk Group.

AIN SMS Access 1.0: The BellSouth provided SCE resides in the BellSouth AIN SMS. AIN SMS Access 1.0 provides the interface that allows CLEC personnel to access the SCE to create or modify AIN service applications. AIN SMS Access 1.0 also provides the capability for the CLEC to add or modify service subscription information, view service related information, and access reports (view online or download).

AIN SMS Access 1.0 supports access security, data security, and security based on class of users. Access security requires a security card authentication process in addition to log-in and password identifiers to the SMS. AIN SMS Access 1.0 ensures that each BellSouth AIN SMS Access 1.0 customer can access only data that belongs to that customer. In addition, the customer controls whatever portions of data may be accessed by each of the customer's users. This type of security is based on class of users, which is selected for each user by the customer.

AIN SMS Access 1.0 will interface only with services provided in association with BellSouth's AIN network or AIN service platforms. The BellSouth SMS is not capable of updating information stored on a non-BellSouth platform (SCP, SN, IP, database, etc.).

6.11.1.3 How Does This Service Work?

The service itself depends on the application developed by the CLEC. As mentioned earlier, AIN Toolkit is a platform that will provide the CLEC with the capability to develop AIN applications. The manner in which services are created are as follows:

1. The CLEC orders AIN SMS Access 1.0 and will have a subscription created on SMS, as well as having security access and User IDs created.
2. The CLEC will use AIN SMS Access 1.0 to gain access to AIN Toolkit 1.0. The CLEC will then be able to create individualized AIN applications (Decision Graphs).
3. The CLEC will use AIN SMS Access 1.0 to download and activate its AIN applications to the BellSouth SCPs.

6.11.1.4 Feature Interaction

The type of AIN Trigger that can be assigned to an end-user's Directory Number may conflict with switch-related features already provided by BellSouth. The charts contained on the next few pages (Figures 16-21) reflect how custom calling services, BellSouth® TouchStar® services, and other central office features interact with AIN Triggers. Limitations are shown by switch type.

The entries in columns two through six of each chart indicate whether or not a given switch feature is compatible with a specific Trigger. Possible table entries include:

Term	Definition
No	Trigger cannot be assigned to a line equipped with this switch-based feature.
Yes	Trigger can be assigned to a line equipped with this switch-based feature.
Special Conditions	Trigger can be assigned to a line equipped with this switch-based feature; however, special interactions may exist.

6.11.1.5 Other Special Considerations

If an end-user subscribes to BellSouth® Prestige® service, BellSouth® MultiServ® service, or ESSX service, special conditions may apply. Contact the assigned Account Team representative for assistance before assigning an AIN Trigger to any lines associated with these services.

CUSTOMER CALLING FEATURE	OHI TRIGGER	OHD TRIGGER	TAT TRIGGER	PODP TRIGGER	FC TRIGGER
Call Forwarding Busy Line (CFBL)	NO	NO	YES	YES	YES
Customer Control of CFBL	NO	NO	YES	YES	YES
Call Forwarding Don't Answer (CFDA)	NO	NO	YES	YES	YES
Customer Control of CFDA	NO	NO	YES	YES	YES
Call Forwarding Variable (CFV)	NO	NO	YES	YES	YES
Remote Access to CFV	NO	NO	YES	YES	YES
Multiple Call Forwarding	NO	NO	YES	YES	YES
Call Waiting	NO	NO	YES	YES	YES
Speed Calling 8	NO	NO	YES	YES	YES
Speed Calling 30	NO	NO	YES	YES	YES
Three Way Calling	NO	NO	YES	YES	YES

Figure 16 Interactions with 5ESS Custom Calling Services

Trigger Legend	
OHI	Off-Hook Immediate
OHD	Off-Hook Delayed
TAT	Terminating Attempt Trigger
PODP	Public Office Dialing Plan
FC	Feature Code

TOUCHSTAR FEATURES	OHI TRIGGER	OHD TRIGGER	TAT TRIGGER	PODP TRIGGER	FC TRIGGER
Anonymous Call Rejection (ACR)	NO	NO	YES	YES	YES
Call Block	NO	NO	YES	YES	YES
Caller ID Features	NO	NO	YES	YES	YES
Calling Number Delivery Blocking	NO	NO	YES	YES	YES
Call Return	NO	NO	YES	Special Conditions	YES
Call Selector	NO	NO	YES	YES	YES
Preferred Call Forwarding	NO	NO	YES	YES	YES
Repeat Dialing	NO	NO	YES	Special Conditions	YES

Figure 17 Interactions with 5ESS BellSouth® TouchStar® Services

OTHER FEATURES	OHI TRIGGER	OHD TRIGGER	TAT TRIGGER	PODP TRIGGER	FC TRIGGER
MemoryCall® Service	NO	NO	YES	YES	YES
Message Waiting Indication	NO	NO	YES	YES	YES
Ringmaster® Service	NO	NO	YES	YES	YES

Figure 18 Interactions with other 5ESS Switch Features

Custom Calling Features	OHI Trigger	OHD Trigger	TAT Trigger	PODP Trigger	FC Trigger
Call Forwarding Busy Line (CFBL)	NO	YES	Special Conditions	Special Conditions	YES
Customer Control of CFBL	NO	YES	Special Conditions	Special Conditions	YES
Call Forwarding Don't Answer (CFDA)	NO	YES	Special Conditions	Special Conditions	YES
Customer Control of CFDA	NO	YES	Special Conditions	Special Conditions	YES
Call Forwarding Variable (CFV)	NO	YES	Special Conditions	Special Conditions	YES
Remote Access to CFV (see Note)	NO	NO	NO	Special Conditions	NO
Multiple Call Forwarding	NO	YES	YES	Special Conditions	YES
Call Waiting	YES	YES	YES	YES	YES
Speed Calling 8	NO	YES	YES	YES	YES
Speed Calling 30	NO	YES	YES	YES	YES
Three Way Calling	YES	YES	YES	YES	YES

Figure 19 Interactions with DMS-100 Custom Calling Services

NOTE: Remote Access to CFV may be compatible with AIN Triggers on DMS-100 central office switches. However, compatibility testing by the switch manufacturer has not been completed at the time of publication.

Trigger Legend	
OHI	Off-Hook Immediate
OHD	Off-Hook Delayed
TAT	Terminating Attempt Trigger
PODP	Public Office Dialing Plan
FC	Feature Code

TouchStar Features	DML Features	DMO Features	TAT Features	MDP Features	FC Features
Anonymous Call Rejection (ACR)	YES	YES	YES	Special Conditions	YES
Call Block	YES	YES	YES	Special Conditions	YES
Caller ID Features	YES	YES	YES	Special Conditions	YES
Calling Number Delivery Blocking	YES	YES	YES	Special Conditions	YES
Call Tracing	YES	YES	YES	Special Conditions	YES
Call Return	NO	NO	YES	Special Conditions	NO
Call Selector	YES	YES	YES	Special Conditions	YES
Preferred Call Forwarding	YES	YES	YES	Special Conditions	YES
Repeat Dialing	NO	NO	YES	Special Conditions	NO

Figure 20 Interactions with DMS - 100 BellSouth® TouchStar® Services

Other Features	DML Features	DMO Features	TAT Features	MDP Features	FC Features
MemoryCall® Service	NO	NO	NO	NO	NO
Message Waiting Indication	NO	NO	NO	NO	NO
Ringmaster® Service	YES	YES	YES	YES	YES

Figure 21 Interactions with other DMS - 100 Switch Features

6.11.1.6 AIN Toolkit 1.0

Non-recurring charges will apply for the following rate elements:

- **Service Establishment Charge (per state) (Includes one set of user documentation)**
 - Initial Setup
- **Additional copies of user documentation (per set)**
- **Trigger Access Charge (per trigger, per DN)**
 - Terminating Attempt
 - Off-hook Delay
 - Off-hook Immediate
 - 10-digit Public Office Dialing Plan (PODP)
 - Customized Dialing Plan (CDP)
 - Public Office Dialing Plan (PODP) Feature Code
- **Monthly Report (if selected by the subscriber)**
 - Per AIN Toolkit 1.0 service subscription
- **Special Study (if selected by the subscriber)**
 - Per AIN Toolkit 1.0 service subscription
- **Call Event Report (if selected by the subscriber)**
 - Per AIN Toolkit 1.0 service subscription
- **Call Event Special Study (if selected by the subscriber)**
 - Per AIN Toolkit 1.0 service subscription
- **Training (if selected by the subscriber)**
 - SS7 signaling and AIN 1.0 messages (two-day training session, per attendee)
 - AIN Toolkit 1.0 (one-and-a-half-day training session, per attendee)
 - AIN SMS Access 1.0 (one-and-a-half-day training session, per attendee)

6.11.1.7 AIN Toolkit 1.0

Monthly recurring charges will apply for the following rate elements:

- **Trigger Access Charge (per trigger, per DN)**
 - Terminating Attempt
 - Off-hook Delay
 - Off-hook Immediate
 - 10-digit Public Office Dialing Plan (PODP)
 - Customized Dialing Plan (CDP)
 - Public Office Dialing Plan (PODP) Feature Code
- **SCP Storage Charge (per AIN SMS Access 1.0 service account)**
 - Per 100 kilobytes (or fraction thereof)
- **Monthly Report (if selected by the subscriber)**
 - Per AIN Toolkit 1.0 service subscription
- **Call Event Report (if selected by the subscriber)**
 - Per AIN Toolkit 1.0 service subscription
- **Query**
 - Per query
- **Type 1 Node (per AIN Toolkit 1.0 service subscription)**
 - Announcement Node
 - Announce and Collect Node
 - Geographic Decision Node
 - LATA Decision Node
 - Writes to Flexible Table
- **Help Desk Support**
 - Per quarter hour (fractions of a quarter hour will be billed for a full quarter hour)

6.11.1.8 AIN SMS Access 1.0

Non-recurring charges will apply for the following rate elements:

- **Service Establishment Charge (per state)**
 - Initial Setup
- **Port Connection**
 - Dial/Shared Access
- **ISDN Access (where available)**

- **User Identification Codes**
 - Per User ID Code
- **Security Card (Per User ID Code)**
 - Initial or Replacement

6.11.1.9 AIN SMS Access 1.0

Monthly recurring charges will apply for the following rate elements:

- **Storage**
 - Per 100k Unit
- **Session**
 - Per Minute
- **Company Performed Session**
 - Per Minute
- **Help Desk Support**
 - Per quarter hour (fractions of a quarter hour will be billed for a quarter hour)

6.11.2 Installation Intervals

Normal installation intervals apply and project coordination is not required.

6.11.3 Service Inquiry & Ordering Guidelines

A Service Inquiry is required

P/SIMS will provide information on where AIN Toolkit is available.

Abbreviation	Term
ATTP	AIN Toolkit 10-digit PODP
AT6P	AIN Toolkit 6-digit PODP
ATT	AIN Toolkit TAT
ATOD	AIN Toolkit Off-hook Delay
ATOI	AIN Toolkit Off-hook Immediate
ATCD	AIN Toolkit Customized Dialing Plan
ATFC	AIN Toolkit Feature Code

6.11.3.1 Forms

The Account Team must complete a Service Request Form and fax it to the LCSC and BellSouth Applied Technologies (BAT).

6.11.4 Customer Education

6.11.4.1 Availability Of Material

Material is available in the CLEC information package.

6.11.4.2 Training Availability

Training is available through CLEC Conferences.

6.11.4.3 Costs

N/A

6.11.4.4 How To Order

AIN Toolkit 1.0 and AIN SMS Access 1.0 should be ordered via a Service Request Form and faxed to the BAT.

6.12 Operator Call Processing

6.12.1 Service Description

Operator Call Processing includes Fully Automated Call Handling and Operator Provided Call Handling (0+ and 0- Operator Assistance).

- Live Operator Call Handling - Minutes of Use
 - With BellSouth LIDB Storage
 - With Non-BellSouth LIDB Storage
- Fully Automated Call Handling - Per Attempt
 - With BellSouth LIDB Storage
 - With Non-BellSouth LIDB Storage

NOTE: LIDB Storage is a competitive service offered by multiple vendors. CLECs may store their data with a LIDB Provider other than BellSouth. CLECs who elect to store their data in the BellSouth LIDB are charged lower Operator Call Processing rates, based upon revenues received by BellSouth due to the storage arrangement, than those who store in a non-BellSouth LIDB. In addition, if a Facility-based CLEC end-user wishes to use its Interim Number

Portability or Remote Call Forwarded number for alternate billing purposes, those numbers must be stored in the BellSouth LIDB until Local Number Portability is deployed. The assigned Account Team representative can provide information about LIDB storage.

6.12.1.1 Basic Service Features

Operator Call Processing is available to all CLECs. While CLEC customers will have certain transport options concerning the method of connectivity to BellSouth's Operator Service System, there are no optional network features directly associated with this service. Connectivity to BellSouth's Operator Services Platform will be accomplished via a trunk group connecting the CLEC customer's Point of Interface (POI) and the BellSouth Traffic Operator Position System (TOPS).

6.12.1.2 Basic Service Capabilities And Restrictions

Operator Call Processing provides live operator (Operator Provided Call Handling) and mechanized (Fully Automated Call Handling) functionality. BellSouth provides the following services to end-users on the CLEC customer's behalf via Operator Call Processing:

- Alternate Billing Services (collect, calling card, and third number billing)
- Person-to-Person calling
- Dialing Assistance and Instructions
- Verification/Interruption of a busy line
- General Assistance (all services BellSouth provides its own end-users)
- Operator Transfer Service
- Emergency Call Trace

The deployment of the BellSouth SS7 network and caller identification feature has reduced the number of such calls requested. The continued deployment of SS7 and its enhanced feature capability over the next 10 years will further reduce the need for Emergency Call Trace. The cost of Emergency Call Trace has not been incorporated into the price of Operator Call Processing, however, BellSouth will continue to provide this service upon request by an emergency agency (police, fire, EMT).

6.12.1.3 Selective Class Of Call Screening

Screen codes provide the CLEC's end-users with the ability to block 1+ dialing, but allow alternately billed calls. The subscribing CLEC must provide updates to the BellSouth table to support this service. Currently, Screening updates for Facility-based CLECs are submitted manually to BellSouth using the Selective Class Of Call Screening/Directory Assistance Call Completion form found in **Appendix C** of this guide.

6.12.1.4 Branding

The BellSouth operator systems branding feature provides a definable announcement to CLEC end-users using Operator Call Processing prior to placing them in queue or connecting them to an available operator or automated operator system. This feature allows the CLEC to have its calls custom branded with the CLEC name.

BellSouth offers three service levels of branding to Facility-based CLECs ordering Operator Call Processing.

- Service Level 1 – BellSouth Branding
- Service Level 2 – Unbranded
- Service Level 3 – Customized Branding

The default Service Level for Facility-based CLECs is Unbranded Operator Call Processing. All service levels require the CLEC to order dedicated trunking from their end office's POI to the BellSouth TOPS switch.

Customized Branding includes charges for front-end, back-end, and 0-automation branding for Operator Call Processing. The recording and loading charges are non-recurring unless the CLEC elects to change the recorded name or requires access to additional TOPS switches. These charges will be populated on the CLEC's master "Q" account. The charge for loading of audio units will be billed on the state master account where the TOPS switch is located. Customized Branding is limited to the CLEC name.

6.12.1.5 How Does This Service Work?

Providing Operator Call Processing for Facility-based CLECs requires that the call be delivered to the BellSouth TOPS over a dedicated trunk facility. Modified Operator Services Signaling (MOSS) with Expanded Inband Signaling is the standard signaling format to be used to send the originating call to the Operator Services Switch. The signaling provides call control functionality such as coin control, operator hold, operator recall, ringback, and ii digits. Operator Call Processing requires that the CLEC provide Automatic Number Identification (ANI). All local and IntraLATA call completion attempts are routed over an inter-toll trunk facility on direct groups or by tandem routing to the terminating end office that serves the destination number.

6.12.2 Installation Intervals: 30 - 180 days

BellSouth will make every effort possible to complete service requests by the CLEC customer desired due date. Facility availability and construction requirements impact BellSouth's ability to always meet customer expectations. The stated interval is based upon average time for workload, facility availability, and construction requirements.

Project coordination is required.

6.12.3 Service Inquiry and Ordering Guidelines

To obtain a copy of the *Access Service Ordering Guidelines* (ASOG), published by ATIS, visit the ATIS Web site at:

<http://www.atis.org/atis/clc/obf/obfdocs.htm>

Source of Information

Information is available through the Ordering Guidelines and Account Team. TOPS locations are documented in the *Local Exchange Routing Guide* (LERG). Please see the assigned Account Team representative for more information on the LERG.

Forms

Required forms include the Operator Services CLEC Questionnaire, ASR, and the Selective Class Of Call Screening/Directory Assistance Call Completion form, found in **Appendix C** of this guide.

6.12.4 Customer Education

6.12.4.1 Availability Of Material

CLEC training (for more information see the assigned Account Team representative) as well as a CLEC training manual, and ordering guidelines are available. Ongoing updates will be made to all materials to accommodate customer needs and to address any enhancements to this service. Operator Services will be represented at all CLEC Training Conferences.

6.12.4.2 How To Order

Forward completed ASR forms to the IPC.

6.12.4.3 ASR Ordering Requirements For Operator Call Processing

TRUNK TYPE - Toll & Assist - FACILITY-BASED

1. NC = SH-D
2. TRFTYP = OP
3. TTT = 4, 5, 6, or 7
4. OPS = J
5. SECLOC = BST TOPS TANDEM
6. BRAND = Y, C, or R. Y=Install, C=Change, R=Remove. When a Y or C is populated, the announcement must be populated in the ANNC field.

7. ANNC = Company Name to be used for branding recordings
8. EML = 6
9. TK SIG = OE preferred. MOSS with Expanded Inband Signaling is standard. CLECs without this capability may use traditional operator services signaling (Please contact the assigned Account Team). Upgrades from traditional signaling to MOSS require building an entirely new trunk group.
10. D.NPA/NXX = Local Exchange Customer NPA/NXX
11. REMARKS = Branding service level and # of calls and announcement holding time or # of simultaneous connections desired or # of announcement trunks desired.

Operator Services trunk groups will be one-way and must be MF. Separate trunk groups are required for each originating NPA.

TRUNK TYPE - VERIFY TRUNK

1. NC = SBXG OR SDXG
2. TRFTYP = VR
3. TTT = 1
4. OPS = N/A
5. SECLOC = BST TOPS TANDEM
6. BRAND = N/A
7. EML = 6
8. TK SIG = OE
9. REMARKS =

NOTE: A verification trunk should be ordered only when BellSouth is the provider of Operator Call Processing. This allows the BellSouth operator to verify numbers in the CLEC switch. Verification trunks are built from the BellSouth TOPS to the POI in each LATA.

Two-Way Inward Operator Services are available to CLECs and CLEC Operator Services Providers. Inward Operator Services should be ordered by the CLEC only when an Operator Service Provider other than BellSouth performs Operator Call Processing (0-, 0+) for the CLEC. Two-Way Inward is an Operator-to-Operator connection between the CLEC and BellSouth. It allows the CLEC operator to route to the BellSouth operator and the BellSouth operator to route to the CLEC operator. Please see the assigned Account Team about ordering Inward Operator Services for CLECs.

6.13 Directory Assistance Access Service

6.13.1 Service Description

6.13.1.1 Basic Service Features

BellSouth will provide telephone listing information to Facility-based CLEC end-users on behalf of the CLEC customer. While CLEC customers have certain transport options concerning the method of connectivity to BellSouth's Directory Assistance (DA) locations, there are no optional network features directly associated with this service. Connectivity to BellSouth's Directory Assistance locations is accomplished by trunk groups connecting the CLEC's POI and the BellSouth DA location.

6.13.1.2 Basic Service Capabilities And Restrictions

- Directory Assistance Access CLEC customers will deliver end-user Directory Assistance calls to BellSouth DA location(s) via application specific interconnection trunks. Traffic types other than Directory Assistance calls may not originate via these trunks. DA Plus is part of the basic DA Access Service offering. BellSouth will only provide those listings residing in the BellSouth Directory Assistance Database. Addresses provided via DA Access may not reflect the end-user's actual address.
- National Directory Assistance (NDA) is provided to CLEC end-users where it is available to BellSouth end-users. It is part of the BellSouth basic Directory Assistance product and provided to the CLEC at no additional cost. NDA allows an end-user to call 411 or HNPA-555-1212 and request a listing for anywhere in the United States.
- Directory Assistance Access does not include non-published numbers. The Directory Assistance Operator will advise the end-user making a request for such a number, that the number is non-published.
- Reverse search capability is available where BellSouth provides this service to its own end-users: Alabama, Kentucky, Louisiana, Mississippi, and Tennessee.

6.13.1.3 Branding

The Directory Assistance Branding feature provides definable announcements to the CLEC end-users prior to placing them in queue or connecting them to an available operator or automated operator system. This feature allows the CLEC to have calls custom branded with the name of the CLEC.

BellSouth is currently offering three service levels of branding to Facility-based CLECs that order Directory Assistance.

- Service Level 1 – BellSouth Branding
- Service Level 2 – Unbranded
- Service Level 3 – Customized Branding

The default Service Level for Facility-based CLECs is Unbranded Directory Assistance. All service levels require the CLEC to order dedicated trunking from its end office(s) or POI to the BellSouth Directory Assistance location.

Customized Branding includes charges for recording of the branding announcement and the loading of the audio units in each TOPS switch for which the CLEC requires service. The recording and loading charges are non-recurring unless the CLEC elects to change the recorded name and/or requires access to additional TOPS switches. The recording charges will be placed on the CLEC's master "Q" account. The charge for loading of audio units will be billed on the state master account where the TOPS switch is located. Customized Branding is limited to the CLEC name.

6.13.1.4 How Does The Service Work?

Providing Directory Assistance Access for Facility-based CLECs requires that the call be delivered to the BellSouth Number Services switch over a dedicated TOPS trunk group type. Modified Operator Services Signaling (MOSS) with Expanded Inband Signaling is the standard signaling format to be used to send the originating calls to the Number Services switch. Directory Assistance Access requires that the CLEC provide Automatic Number Identification (ANI).

If the CLEC does not have the technical capability to provision MOSS, traditional operator services signaling may be used. Please see the assigned Account Team for further information. Any upgrades from traditional to MOSS signaling would require an N and a D order and the provisioning of an entirely new trunk group.

6.13.1.5 Feature Interactions

N/A

6.13.2 Installation Intervals: 30 - 180 days

BellSouth will make every effort possible to complete service requests by the CLEC customer Desired Due Date. Facility availability and construction requirements impact BellSouth's ability to always meet customer expectations. The stated interval is based upon average time for workload, facility availability, and construction requirements.

Project coordination is required.

6.13.3 Service Inquiry and Ordering Guidelines

To obtain a copy of the *Access Service Ordering Guidelines (ASOG)*, published by ATIS, visit the ATIS Web site at:

<http://www.atis.org/atis/clc/obf/obfdocs.htm>

Source of Information

Information is available through the Ordering Guidelines and Account Team.

Forms

Required forms include the ASR and Operator Services CLEC Questionnaire. Number Services switch locations are documented in the *Local Exchange Routing Guide* (LERG). Please see the assigned Account Team representative for more information on the LERG.

6.13.4 Customer Education

6.13.4.1 Availability Of Material

CLEC training (see the assigned Account Team), BellSouth Interconnection Web site, and Ordering Guidelines are available. Ongoing updates will be made to all materials to accommodate customer needs and to address any enhancements to this service. Operator Services will be represented at all CLEC Training Conferences.

6.13.4.2 How To Order

Facility-based CLECs will order necessary POI to TOPS dedicated trunking with or without branding.

6.13.4.3 ASR Ordering Requirements

TRUNK TYPE - DA WITHOUT CALL COMPLETION - FACILITY-BASED

- NC = SH-J
- TRFTYP = DA
- TTT = 2
- OPS = N/A
- SECLOC = BST TOPS TANDEM
- BRAND = Y, C, or R. Y=Install, C=Change, R=Remove. When a Y or C is populated, the announcement must be populated in the ANNC field.
- ANNC = Company name to be used for branding recordings
- EML = 6
- TK SIG = OE. MOSS with Expanded Inband Signaling is standard. CLECs without this capability may use traditional operator services signaling. Please contact the assigned Account Team. Upgrades from traditional signaling to MOSS require building an entirely new trunk group.
- REMARKS = If customized branding is ordered, please provide # of calls and announcement holding time or # of simultaneous connections desired or # of announcement trunks desired.

Operator Services trunk group will be one-way and must be MF. Separate trunk groups are required for each originating NPA.

6.14 Directory Assistance Call Completion

6.14.1 Service Description

6.14.1.1 Basic Service Features

Directory Assistance Call Completion (DACC) Access will be offered to CLECs who also subscribe to Directory Assistance (DA) Access Service. DACC will allow a CLEC end-user's calls to BellSouth Directory Assistance to be automatically (without having to dial the number) completed after obtaining a directory listing number. Following the provisioning of the number from Directory Assistance, a standard announcement will advise the end-user of an option to have the call completed.

6.14.1.2 Basic Service Capabilities And Restrictions

All local and IntraLATA call completion attempts are routed over an intertoll trunk facility on direct groups or tandem routing to the terminating end office that serves the designated number. An Automatic Message Accounting (AMA) record that includes conversation time, originating, terminating number, and billing details is made for each call completion attempt. The record is in addition to the record made of the Directory Assistance transaction. CLECs that order DACC must also order Directory Assistance. DACC does not stand alone as a service. Directory Assistance Access may, however, be ordered without DACC.

DACC Access Service is available to CLECs subject to the following conditions:

- CLEC must subscribe to BellSouth Directory Assistance Service.
- CLEC must provide Automatic Number Identification (ANI).
- The requested listing must be a published number.
- The number retrieved from the database must be local or intraLATA with respect to the end-user originating number.
- DACC Access Service is provided via mechanized means. No live Operator Assistance will be provided in conjunction with DACC at this time.
- End-users must indicate via keypad DUAL Tone Multi-Frequency (DTMF) input that they desire call completion.

DACC Access Service may be provided to a CLEC only if all the above conditions are met. NPAs 500, 700, 800, and 900 are not eligible for DACC Access Service. Certain NXXs are also excluded.

The basic DACC Access Service offering does not include the following:

- Speech recognition
- Alternate Billing capability
- Access from Public Access Telephones
- Detail Billing
- InterLATA Call Completion
- Retry or sequence calling
- Live Operator Access after selecting Call Completion
- Access from Selective Class of Call Screened Line
- Access from Hotel/Motel or Cellular

6.14.1.3 Blocking

Blocking of DACC for CLEC end-users can be provided. The subscribing CLEC must provide updates to the blocking database to support this service. Currently DACC end-user blocking updates are submitted manually to BellSouth using the Selective Class Of Call Screening/Directory Assistance Call Completion form found in **Appendix C** of this guide.

6.14.1.4 Feature Interaction

N/A

6.14.2 Installation Intervals: 30–180 days

The provisioning of DACC is done simultaneously with that of Directory Assistance Access Service.

BellSouth will make every effort possible to complete service requests by the CLEC customer desired due date. Facility availability and construction requirements impact our ability to always meet customer expectations. The stated interval is based upon average time for workload, facility availability, and construction requirements.

Project coordination is required.

6.14.3 Service Inquiry and Ordering Guidelines

To obtain a copy of the *Access Service Ordering Guidelines (ASOG)*, published by ATIS, visit the ATIS Web site at:

<http://www.atis.org/atis/clc/obf/obfdocs.htm>

Source of Information

Information is available through the Ordering Guidelines and Account Team.

Forms

Required forms include the ASR and Operator Services CLEC Questionnaire.

6.14.4 Customer Education

6.14.4.1 Availability Of Material

CLEC Training (see the assigned Account Team), BellSouth Interconnection Web site, and Ordering Guidelines are available. Ongoing updates will be made to all materials to accommodate CLEC needs and to address any enhancements to this service. Operator Services will be represented at all CLEC Training Conferences.

6.14.4.2 How To Order

Order through the ASR process (contact the assigned Account Team to complete the Operator Services Questionnaire)

6.14.4.3 ASR Ordering Requirements For DAC

TRUNK TYPE - DA WITH DACC - FACILITY-BASED

1. NC = SH-J
2. TRFTYP = DC
3. TTT = 2
4. OPS = N/A
5. SECLOC = BST TOPS TANDEM
6. BRAND = Y, C, or R. Y=Install, C=Change, R=Remove. When a C or Y is populated, the announcement must be populated in the ANNC field.
7. ANNC = Company Name to be used for branding recordings
8. EML = 6
9. TK SIG = OE. MOSS with Expanded Inband Signaling is standard. CLECs without this capability may use traditional operator services signaling. Please contact the assigned Account Team. Upgrades from traditional signaling to MOSS require building an entirely new trunk group.
10. D.NPA/NXX = Local Exchange Customer NPA/NXX
11. REMARKS = If customized branding is ordered, please provide the # of calls and announcement holding time or # of simultaneous connections desired or # of announcement trunks desired.

Operator Services trunk groups will be one-way and must be MF. Separate trunk groups are required for each originating NPA.

6.15 Direct Access To DA Service

6.15.1 Service Description

6.15.1.1 Basic Service Features

DADAS provides a CLEC with direct access to BellSouth's Directory Assistance Listing Database, Directory Assistance Search Application, and Database Administration Call Control for the sole purpose of providing a traditional voice directory assistance service. Non-published listings and listings of BellSouth customers requesting to be omitted are not provided.

6.15.1.2 Basic Service Capabilities And Restrictions

DADAS provides the CLEC's operators with the ability to search all eligible BellSouth listings in its database using a BellSouth standard Directory Assistance (DA) search format. BellSouth will provide DADAS from its Directory Assistance (DA) location in Jackson, Mississippi. The CLEC is responsible for providing the physical links and facilities required for connecting to the point of availability in Jackson, Mississippi. These facilities may be purchased from the Telephone Company at rates and charges billed separately from the charges associated with this service.

CLECs are responsible for providing their own switch, operator workstations, audio subsystem (optional), and transport facilities. The minimum service period is one month.

6.15.1.3 How Does This Service Work?

BellSouth's DADAS product provides high volume customers an alternative to traditional Directory Assistance Service. DADAS permits direct access to BellSouth's Directory Assistance Listing Database, Directory Assistance Search Application, and Database Administration Call Control. To interface, the CLEC must provide its own switch, operator workstations, audio subsystem (optional), and transport facilities. The CLEC will be able to search all available BellSouth subscriber-listing records. Queries to the database will be answered using the standard DA service format. Non-published listings will not be available to the CLEC. DADAS will have the same functionality as traditional Directory Assistance service. DADAS will be available to accept queries 24 hours a day, 7 days a week and will be updated

daily. DADAS will also provide the capability to connect an optional CLEC Audio Subsystem that will release automated messages and telephone numbers.

6.15.1.4 Feature Interaction

N/A

6.15.2 Installation Intervals

Normal installation intervals do not apply and project coordination is required.

6.15.3 Service Inquiry and Ordering Guidelines

6.15.3.1 Information Required

Ordering of the service is accomplished by contacting Operator Services wholesale product management, Interconnection Services, Industry Relations Account Team, and the CLEC Account Team. The DADAS-ASR-like application will be prepared by Operator Services personnel and forwarded to the appropriate LCSC group to input the service order.

6.15.3.2 How To Order

CLECs are responsible for providing their own switch, operator workstations, audio subsystem (optional), and transport facilities. The CLEC is responsible for providing the physical links and facilities required for connecting to the point of availability. These facilities may be purchased at rates and charges billed separately from the charges associated with this service.

A manual ASR is required.

6.16 Intercept Access

Utilize BellSouth Intercept Tandems form located in **Appendix C** of this guide.

6.16.1 Service Description

6.16.1.1 Basic Service Features

BellSouth will provide Intercept Access to CLEC end-users on behalf of the CLEC. Intercept Service refers calls from a disconnected or non-working number to the proper number. A database lookup is performed to retrieve the referral number. The referral number is provided to the calling party by a recorded audio announcement.

A separate dedicated intercept trunk facility to the TOPS switch is required for intercept. Standard trunk signaling is used to send the intercepted number to the Number Services switch.

6.16.1.2 Basic Service Capabilities and Restrictions

For Facility-based CLECs, a separate, dedicated intercept trunk facility to the TOPS switch is required for intercept. Standard trunk signaling is used to send the intercepted number to the Number Services switch. Locations of the BellSouth Switches used for intercept can be found in the *Local Exchange Routing Guide (LERG)*. (Please see the assigned Account Team representative for more information on the LERG.)

The subscribing CLEC must provide updates to the intercept database to support the service. Initially, updates will be done via a manual process. Intercepted numbers will be available within 72 hours after being properly provided to the intercept database. Intercept service is provided for three months.

NOTE: Intercept Access provided on behalf of the CLEC by BellSouth is a service the CLEC would use for end-users that are disconnecting their service from the CLEC or changing their telephone number within the CLEC. End-users disconnecting service from BellSouth or changing telephone numbers within BellSouth are provided intercept by BellSouth.

Basic Intercept Access Service does not include the following:

- Custom Announcements
- Call completion
- Detail Billing

6.16.1.3 Updates To The Intercept

The subscribing CLEC must provide updates to the Intercept database to support the service. Intercepted numbers will be available within 72 hours after being correctly provided by the CLEC to BellSouth. Intercept Service is provided for an average of 3 months or until a limited supply of numbers requires a reassignment. Currently, Intercept updates are submitted manually using the BellSouth LIDB and/or Intercept Service Order form found in **Appendix C** of this guide.

6.16.1.4 Feature Interaction

N/A

6.16.2 Installation Intervals: 30-60 days

BellSouth will make every effort possible to complete service requests by the CLEC's desired due date. Facility availability and construction requirements impact BellSouth's ability to always meet CLEC expectations. The stated interval is based upon average time for workload, facility availability, and construction requirements.

Project coordination is not required.

6.16.3 Service Inquiry and Ordering Guidelines

To obtain a copy of the *Access Service Ordering Guidelines (ASOG)*, published by ATIS, visit the ATIS web site at:

<http://www.atis.org/atis/clc/obf/obfdocs.htm>

Source of Information

Information is available through the Ordering Guidelines and Account Team.

Forms

Required forms include the ASR and Intercept Update form.

6.16.4 Customer Education

6.16.4.1 Availability Of Material

Material is available through the Account Team and the BellSouth Interconnection Web site. Ongoing updates will be made to all materials to accommodate CLEC needs and to address any enhancements to this service. Operator Services will be represented at all CLEC Training Conferences.

6.16.4.2 How To Order

Order through the ASR process.

6.16.4.3 ASR Ordering Requirements

Trunk Type - Intercept - Facility-based

1. NC = SDYB OR SBYB
2. TRFTYP = IR
3. TTT = 2
4. OPS = N/A
5. SECLOC = BST TOPS TANDEM
6. BRAND = N/A

7. EML = 6
8. TK SIG = TS

Separate trunk groups are required from each originating NPA.

6.17 Operator Systems Branding

6.17.1 Operator Call Processing – Directory Assistance

6.17.1.1 Basic Service Features

The BellSouth Operator Systems Branding feature provides a definable announcement to CLEC end-users using Directory Assistance/Operator Call Processing prior to placing them in queue or connecting them to an available operator or automated operator system. This feature allows the CLEC to have its calls branded with the CLEC name.

BellSouth offers three service levels of branding to Facility-based CLECs ordering Directory Assistance and/or Operator Call Processing:

- Service Level 1 – BellSouth Branding
- Service Level 2 – Unbranded
- Service Level 3 – Custom Branded

Unbranding is the default service level. All service levels require the CLEC to order dedicated trunking from its end office(s) or POI to the BellSouth TOPS switch.

Customized Branding includes charges for the recording of the branding announcement and the loading of the audio units for front end, back end, and 0-automation branding. The recording and loading charges are non-recurring unless the CLEC elects to change the recorded name or requires access to additional locations. Customized branding is limited to the CLEC name.

7.0 Electronic Interfaces and Gateways

This section provides an overview of the electronic interfaces and gateways available to CLECs to perform Pre-Ordering, Ordering, and Trouble Maintenance functions. They include:

- Local Exchange Navigation System (LENS)
- Electronic Data Interchange (EDI)
- Telecommunications Access Gateway (TAG)
- BellSouth[®] Robust Telecommunications Access Gateway (RoboTAG[™] software)
- Trouble Analysis Facilitation Interface (TAFI)
- Electronic Communications Trouble Administration (ECTA)

7.1 Local Exchange Navigation System (LENS)

LENS is an on-line, interactive, menu driven system that permits subscribers to perform pre-order inquiry functions and process requests for various products, features and services currently offered by BellSouth. CLECs can use LENS for either new service (no existing telephone number) or existing service. The CLEC is also able to view Firm Order Confirmations (FOC), Completion Notices (CN), and LSR errors. CLECs using LENS can cancel pending orders or change due dates on pending orders that have been placed via LENS. For more information about LENS, the CLEC should contact its Account Team representative or review the Customer Guides section of the BellSouth Interconnection Services Web site at:

<http://www.interconnection.bellsouth.com/guides/guides.html>

7.2 Electronic Data Interchange (EDI)

Electronic Data Interchange (EDI) is an application-to-computer exchange of business documents in a standard format over a communications path. EDI requires the use of industry guidelines that define the format and the data content of the business transaction. This permits computers to clearly understand the transaction expected and the data necessary to conduct that transaction. Trading partners (e.g., BellSouth and the CLEC) must define the business information and supported standards that are necessary to transact business. This information is then encoded to fit a standard EDI transaction set for data transmission. EDI requires the use of industry guidelines that define the format and the data content of the business transaction. Currently, BellSouth's EDI gateway only supports specific guidelines applicable to ordering. For more information about these standards and the communication requirements, the CLEC should contact its Account Team representative or review the Customer Guides section of the BellSouth Interconnection Services Web site at:

<http://www.interconnection.bellsouth.com/guides/guides.html>

7.3 Telecommunications Access Gateway (TAG)

TAG is similar to EDI in that it is a computer-to-computer exchange of business documents in a standard format over a communications path. TAG provides a bi-directional flow of information from a CLEC to BellSouth's Operational Support Systems (OSS) and from BellSouth's OSS to the CLEC. The TAG interface provides both pre-ordering and ordering functionality through the CLEC's own application interface. Again, similar to EDI, TAG supports specific guidelines applicable to pre-ordering and ordering. For more information about these standards and the communications requirements, the CLEC should review the *TAG API Reference Guide* at the web address listed below or contact its Account Team representative:

http://www.interconnection.bellsouth.com/markets/lec/oss_info.html

NOTE: This Web site only contains a link to the TAG documentation Web site address, which is password-protected. Only those CLECs requiring access are granted a User ID and password. For more information, the CLEC should contact its Account Team representative.

7.4 BellSouth® Robust Telecommunications Access Gateway (RoboTAG™ software)

The RoboTAG™ software is an interface to the Telecommunications Access Gateway. CLECs can use the RoboTAG™ software to perform pre-ordering inquiry functions such as address validations and telephone number assignments. CLECs can also submit orders for ports, loops, port/loop combinations, and others using the RoboTAG™ software. In addition, the RoboTAG™ software manages the orders that are submitted to BellSouth and the responses that BellSouth returns to the CLEC. For more information about RoboTAG™ software, the CLEC should contact its Account Team representative.

7.5 Trouble Analysis Facilitation Interface (TAFI)

CLEC TAFI is a rules-based, machine-to-machine interface, that automates trouble receipt and screening functionality. TAFI is an application that guides its users through a series of questions and instructions to resolve or route Plain Old Telephone Service (POTS) customer service problems. These questions and instructions, called flows, trigger the collection of relevant data from the customer as well as from BellSouth's downstream applications/systems. TAFI processes the data to provide rapid, consistent, and efficient problem analysis and generates a recommendation for resolving the problem. Results from TAFI fall into one of three categories: resolved/closed, routed to the appropriate entity for resolution, or canceled.

With TAFI, the CLEC is restricted to accessing BellSouth records for its customers only.

For more information about TAFI, the CLEC should contact its Account Team representative or review the Customer Guides section of the BellSouth Interconnection Services Web site at:

<http://www.interconnection.bellsouth.com/guides/guides.html>

7.6 Electronic Communications Trouble Administration (ECTA)

The Electronic Communications Trouble Administration (ECTA) gateway is a machine-to-machine interface built to the ANSI T1.227 and T1.262 national standards. Using ECTA, the CLEC can enter a trouble report, modify an existing trouble report, close an open trouble report, and receive proactive status messages about open trouble reports in BellSouth's Loop Maintenance Operations System (LMOS) and Workforce Administration (WFA) system.

For information about ECTA the CLEC should contact its Account Team representative.

8.0 Requesting Customer Service Records

In general, Customer Service Records (CSRs) provide end-user account information. A CLEC cannot access any other CLEC's end-user information.

The CLEC can obtain an end-user's record in one of the following ways:

1. Submitting a Letter of Authorization (LOA) prior to a Firm Order

Prior to submitting a firm order request for local service, the CLEC may provide BellSouth with an end-user LOA request for records. This form can be found in **Appendix D** of this guide.

2. Online Interface

Account information for customers can be obtained online. Larger accounts can be provided electronically via a batch process.

BellSouth will provide CSR information to the CLEC via U.S. mail, fax, or electronic interface, provided the CLEC has submitted the appropriate Letter(s) of Authorization. BellSouth will provide the following Data Elements: Telephone Number or other means of identification, Listed Name, Listed Address, Directory Listing Information, Directory Delivery Information, Billing Name, Billing Address, Service Address, and Product and Service Information.

The CLEC agrees to compensate BellSouth for all BellSouth incurred expenditures associated with providing such information to the CLEC. The CLEC will adopt and adhere to the BellSouth guidelines associated with each method of providing end-user record information.

9.0 BellSouth CLEC Training

BellSouth offers training courses to CLECs to help them interface efficiently with BellSouth. The classes are designed to aid the CLEC's understanding of the CLEC/BellSouth relationship and the procedures and services involved.

Seminars are taught by certified instructors experienced in BellSouth and the telecommunications industry. Seats are available on a first-come, first-serve basis.

Training information can be accessed on the BellSouth Interconnection Services Web site:

<http://www.interconnection.bellsouth.com/training/announce.html>

BellSouth also offers onsite delivery of each course. Call 888-404-9899 for details (some restrictions apply).

9.1 Course Schedule

The CLEC training course schedule is available for viewing or download from the BellSouth Interconnection Services Web site:

<http://www.interconnection.bellsouth.com/training/schedule.html>

A copy of the schedule can be mailed to the CLEC upon request.

Note that the schedule may change based upon attendance totals and other factors. Please verify course availability by calling 888-404-9899 for details.

9.2 Course Registration

The CLEC training course registration form is available for viewing or download from the BellSouth Interconnection Services Web site:

<http://www.interconnection.bellsouth.com/training/schedule.html>

A copy of the registration form can be mailed to the CLEC upon request. Call 888-404-9899 for details.

9.3 Course Offerings

CLEC course offerings are listed and described below. Check the BellSouth Interconnection Services Web site for current courses since offerings are subject to change.

<http://www.interconnection.bellsouth.com/training/info.html>

9.3.1 CLEC Basic

Course Description

CLEC Basic was created to meet the needs of anyone requiring fundamental knowledge of the CLEC/BellSouth relationship. Designed for CLECs who have established "Q" accounts, this course also addresses Pre-Ordering, Ordering, Provisioning, Billing, and Maintenance of BellSouth products and services. The role of account teams and the Provisioning process for resale services are also addressed.

As the cornerstone course of the CLEC training curriculum, CLEC Basic includes critical skills and knowledge necessary for success in the additional courses of the CLEC curriculum. This course is for those who issue orders and maintain CLEC orders within the BellSouth region. Accordingly, this is a prerequisite for the more specially focused courses in the CLEC training curriculum.

Target Population

- All personnel who need a working knowledge of the CLEC/BellSouth interface in the area of non-complex resale services
- CLEC employees involved in the daily activities of ordering, customer services/support, provisioning, and maintenance

9.3.2 CLEC Basic Service Ordering

Course Description

This 2-day course is a condensed version of the 5-day CLEC Basic course. In this course attendees are provided a very broad overview of BellSouth business procedures. The class focuses on how to read a Customer Service Record (CSR) and how to complete Local Service Request (LSR) forms. In addition, the course also provides guidance on using BellSouth's databases, reading BellSouth's tariffs, and navigating several user guides.

Completion of either this course or CLEC Basic is required before attending LENS and EDI courses.

Target Population

- Customer service representatives who will conduct order input activities
- Management or others who manage order processing

Prerequisites

- An established Q Account

9.3.3 Unbundled Network (UNE) Overview

Course Description

This three-day course introduces the concept of Unbundled Network Elements (UNE) available from BellSouth. General descriptions of some of the more common UNEs are provided with instructions for ordering these services, as well as a brief description of the billing elements involved. The area of Maintenance and Repair is also covered in this course.

Target Population

- Personnel responsible for placing orders for UNEs
- Personnel involved in network planning, design, provisioning, and maintenance, and their managers

Prerequisites

- CLEC Basic or CLEC Basic Service Ordering

9.3.4 Products and Services Overview

Course Description

This three-day course provides information on BellSouth's voice and data communications products and services targeted at the Residential/Business market. Coverage of each product includes the service description, tariff reference, technical functionality, features, customer applications, and ordering procedures including appropriate service order forms.

The Voice Products Overview covers Residential Basic Local Service, Business Basic Exchange Service, Measured Service Rate, Optional Calling Plans (Area Plus[®] plan), BellSouth[®] Complete ChoiceSM plan, Hunting Service, Custom Calling Services, BellSouth[®] MemoryCall[®] Service, BellSouth[®] MultiServ[®] Service, BellSouth[®] RingMaster[®] Service, PBX Trunks, DID Service and Off Premise Extensions.

The Data Services Overview explains BellSouth's 2.4-64 kbps digital data services, DS1-DS3 digital data services, Integrated Services Digital Network (ISDN), Fast Packet Service, LAN-to-LAN connectivity, BellSouth's data services that utilize a self-healing ring topology and SONET technology, and BellSouth's network management and reconfiguration tool.

Target Population

- Sales
- Customer service ordering personnel
- CLEC administrators

Prerequisites

- CLEC Basic or CLEC Basic Service Ordering

9.3.5 Trouble Analysis Facilitation Interface (TAFI)

Course Description

TAFI training provides students with an understanding of BellSouth's rules-based computer system for automated trouble receipt and screening of residence and business customer service problems with non-complex, Plain Old Telephone Service (POTS).

This two-day training class provides students with a high level of simulation and hands-on interaction with the TAFI training database. The lectures and hands-on exercises prepare students to effectively use TAFI for processing trouble reports and routing them for restoration. Upon completion of the course, CLEC students are expected to be able to effectively handle initial and subsequent trouble reports.

The *TAFI End-User Guide* is covered with students during the class to facilitate use of the document as a training text and operational reference. The course is designed to enable CLEC employees to return to their respective companies and facilitate TAFI training or use the TAFI system effectively to handle non-complex service repair calls from end-user customers.

Target Population

- CLEC maintenance administrators
- CLEC-appointed trainers, supervisors, or managers

Prerequisites

- Completion of CLEC Basic or CLEC Basic Service Ordering or experience in either provisioning or maintenance of local exchange service
- Commitment from sending company that trained resource will utilize acquired skills and knowledge immediately

9.3.6 Local Exchange Navigation System (LENS)

Course Description

This two-day course is designed to acquaint attendees with and enable them to successfully demonstrate use of LENS in a live production mode. Functions covered in the class include validating customer addresses, selecting telephone numbers, determining the availability of

services and features within specific C.O.'s, calculating due dates, and viewing customer records. Attendees will also successfully submit orders for typical simple residence and business resale orders. In addition, attendees will view the status and details of orders that are in error/clarification status, and issue supplements to pending orders.

Target Population

- Order entry personnel
- Customer appointed trainers

Prerequisites

- CLEC Basic or CLEC Basic Service Order or current knowledge of how to properly submit orders
- Typical PC user skills

9.3.7 Telecommunications Access Gateway (TAG)

Course Description

The TAG training course provides information and instruction to CLEC programmers to prepare them to design and develop client applications for the BellSouth TAG gateway. The course provides detailed documentation and information concerning the standard interface (API) that TAG provides to CLECs for use in developing their TAG-related OSS infrastructures.

The course includes one day of classroom instruction followed by one day of hands-on programming in a PC environment. During classroom instruction, the students learn about the Pre-Ordering and Ordering processes available through TAG. These processes enable CLECs to exchange information about current and future retail service. Students also are provided with examples of the exchange of information through the TAG API necessary for CLECs to service their customers. During the hands-on portion of the class, students put this knowledge into practice as they examine and execute a prototype of a TAG client application using pre-built source code components provided to them by their instructor(s).

Target Population

- System designers and programmers

Prerequisites

- C++ programming language
- Good understanding of the CLEC's business requirements

9.3.8 Access Service Request (ASR) - Order Local Interconnection

Course Description

This 3-day course introduces students to the concepts of requesting local interconnection trunking from BellSouth. The curriculum includes overviews of the architecture of local interconnection trunking for call transport and termination as well as guidelines for using the ASR for ordering these specific types of services. Students will be introduced to both manual and mechanized ordering environments. The *Access Service Ordering Guide* (ASOG) will be used as the primary reference document to teach students specific Access Service Request (ASR) forms and data element requirements for preparation of Access Service Requests.

Target Population

- Employees of facility-based CLECs responsible for ordering Local Interconnection Trunking

Prerequisites

- CLEC Basic or CLEC Basic Ordering
- CLEC Unbundled Network Elements (UNEs) Overview

10.0 Business Process Overviews

This section provides a high-level process overview for the following areas:

- Pre-Ordering
- Ordering
- Provisioning
- Maintenance & Repair
- Billing
- Collocation
- Local Number Portability Ordering Process

Each overview is intended to give the CLEC a primer of each business process. Since the overviews are not meant to supply details of the business processes, references are provided for more specific information.

10.1 Pre-Ordering Process

Pre-Ordering is the first step in the local ordering process with BellSouth. The Pre-Ordering process begins when the CLEC submits a request completed with the appropriate customer data. Once the request is submitted, data validation is performed to ensure that there is complete and accurate information provided on the LSR. If the CLEC is using one of the provided BellSouth electronic interfaces (e.g., LENS, RoboTAG™ software), data validation is a function of the interface. Data will be validated including information provided on address, telephone reservation, feature/service availability, installation intervals/scheduling and customer record information. In the case of the CLEC developed interfaces (e.g., TAG, EDI), the CLEC is responsible for designing the interface with its desired level of data validation functionality.

If the CLEC submits the LSR package of forms manually (i.e., fax or mail), the data validation is performed by the Local Carrier Service Center (LCSC) as part of the ordering process. Requests to the CLEC for clarification on the LSR are a component of data validation. If the CLEC chooses to submit the LSR manually, it is recommended that the CLEC complete the electronic pre-ordering process to ensure accurate ordering.

In addition to the LSR form, the CLEC must also provide the End-user Information Form (EU) and the appropriate combination of the service specific forms (Resale Service, Loop Service, Number Portability, Loop Service with Number Portability, Port Service, and Directory Listing Request) during the Ordering processes. To improve the CLEC's efficiency and effectiveness, BellSouth has developed the *BellSouth Business Rules for*

Local Ordering document for assisting the CLEC in identifying the correct form and relevant information necessary to accurately complete each form. This document can be found on the BellSouth Interconnection Services Web site at:
<http://www.interconnection.bellsouth.com/guides/guides.html>

Service inquiries are performed as needed to ensure facilities availability for some service requests. Service inquiries are made by the CLEC Account Team once the LSR has been received from the CLEC. The Account Team sends the service inquiry to the appropriate downstream BellSouth organizations (e.g., Outside Plant Engineering, Circuit Provisioning Group, and Circuit Capacity Management) to ensure facilities are available.

The Pre-Ordering process available electronically can be divided into six distinct sub-processes. These sub-processes allow for a logical breakdown of the pre-ordering process. Listed below are the sub-processes and descriptions.

Address Validation: This sub-process is performed to validate a customer address.

Telephone Number Reservation: This sub-process is performed to select and reserve a telephone number.

Feature/Service Availability: This sub-process is performed to validate the availability of a requested feature/service in a particular switch.

Installation Intervals & Scheduling: This sub-process is performed to assign a target installation interval and service dates.

Customer Service Record Information: This sub-process is performed to reference records for the CLEC's customers and existing BellSouth customers.

Service Inquiry: This sub-process is performed by BellSouth for CLEC service requests, as needed, once the service request is received by the CLEC Account Team. The activities in this sub-process differ based on the type of service ordered.

For more detailed information on the Pre-Ordering process, please refer to *the BellSouth Pre-Ordering and Ordering Overview Guide*, the *Pre-Order Business Rules*, and the *Pre-Order Business Rules Data Dictionary*. These documents can be found at on the BellSouth Interconnection Services Web site at <http://www.interconnection.bellsouth.com/guides/guides.html>

10.2 Ordering Process

NOTE: Since the Pre-Ordering process overview contains information that is relevant to the Ordering process as well, review the Pre-Ordering process overview before reading this section.

The Ordering process is used by a CLEC to submit orders for products and services offered by BellSouth. The process begins when the CLEC transmits a LSR to BellSouth either electronically via the Local Exchange Navigation System (LENS), Electronic Data Interface (EDI), the Telecommunications Access Gateway (TAG), or the Robust Telecommunications Access Gateway (RoboTAG™ software) or manually via fax or mail to the Local Carrier Service Center (LCSC).

The Ordering process validates the LSR data and generates a service order. Since incomplete, incorrect, or conflicting information can result in BellSouth's inability to issue orders as requested, the LSR may be returned to the CLEC for clarification as necessary. Once the LSR is validated and a service order has been issued by the LCSC, BellSouth issues a Firm Order Confirmation (FOC) to the CLEC. At that point, the Ordering process is considered complete and provisioning of the service begins.

NOTE: The Ordering process may differ depending on whether the requested service/product is Simple, Complex, or an Unbundled Network Element (UNE).

The Ordering process can be divided into three distinct sub-processes. Listed below are the Ordering sub-processes and descriptions.

Order Process Submission: The CLEC submits an LSR electronically through LENS, EDI, TAG, or RoboTAG™ software or manually to the LCSC via fax or mail.

Order Process Validation & Clarification: BellSouth validates the LSR by performing accuracy, completeness, and validity checks. This sub-process also involves the return of the LSR to the CLEC for explanation of information provided or not provided.

Order Process Confirmation: Order Process Confirmation occurs when the service request becomes a service order(s) and is recorded in BellSouth's Service Order Control System (SOCS) for provisioning. At this point, a FOC is sent to the CLEC.

For more detailed information on the Ordering process, please refer to the *BellSouth Pre-Ordering and Ordering Overview Guide*, *BellSouth Business Rules for Local Ordering*, the *Local Exchange Ordering Implementation Guide (LEO IG) Volume II*, the *LEO IG Volume III*, the *BellSouth EDI Specifications Guide*, the *Local Exchange Navigation System (LENS) User Guide*, and the *TAG API Reference Guide*. These documents can be

found at on the BellSouth Interconnection Services Web site at
<http://www.interconnection.bellsouth.com/guides/guides.html>

Please contact the assigned Account Team representative for more information regarding the documents that require a password to view.

10.3 Provisioning Process

The Provisioning process includes all of the activities necessary for BellSouth to provide telecommunications services on a CLEC order. Provisioning begins once a complete and accurate service order is produced by BellSouth's Service Order Control System (SOCS). The provisioning process includes facilities assignment, software changes, circuit design, issuance of technician work orders, service coordination/installation and testing/activation procedures. Provisioning is considered complete once the completion information is received by SOCS and routed to the appropriate systems.

The process for Provisioning is determined by various factors such as the type of service(s) order (designed or non-designed), the service(s) being requested, features, and number of new connects. The complexity of the service(s) ordered may dictate additional activities to ensure accurate provisioning of the order.

The Provisioning process can be divided into four logical sub-processes. Listed below are the Provisioning sub-processes and descriptions.

Order Assignment: This sub-process begins at SOCS and includes all assignment activities. Once the service order information is received by SOCS, it is transmitted to the necessary downstream systems based on the information contained in the service order. These systems provide assignment information back to SOCS.

Order Design: This sub-process includes all circuit design activities. If circuit design is needed (designed orders only), the order will be sent to the Circuit Provisioning Group (CPG).

Service Work: This sub-process begins once the order assignment and design information is received by the various BellSouth service centers via the appropriate systems, depending on service type. Installation occurs during this sub-process. Service work ends when all appropriate centers have completed their portion of the provisioning process.

Provisioning Completion: This sub-process begins once service completion information is received by the appropriate BellSouth systems. Provisioning is complete once completion notice information is sent to the appropriate systems and billing information has been sent to BellSouth's billing systems. Depending upon the CLEC's billing period, a bill may not be generated for 20-30 days after completion.

For more detailed information on the Provisioning process, please refer to the *Products and Services Interval Guide* at <http://www.interconnection.bellsouth.com/guides/guides.html> or contact the assigned Account Team representative.

10.4 Maintenance and Repair Process

The Maintenance and Repair process involves the procedures in place to receive and resolve service trouble issues. Typically, this will involve a CLEC (i.e., Facility-Based or Reseller) reporting a problem with its customer's local service. BellSouth will follow a set of standard procedures to locate the trouble, identify the correct course of action, and resolve the problem in the minimal amount of time possible. CLECs are responsible for the retention and administration of records and end-user communications related to all repair and maintenance activities.

The process begins when a CLEC customer calls his/her local service provider to report a service problem. Facility-based carriers are required to first check their own facilities to see if the problem resides within their own or customer provided equipment. If the trouble is related to BellSouth's equipment, the CLEC will then call either the BellSouth Resale Maintenance Center (BRMC) or the Unbundled Network Element Center (UNEC). The BRMC provides a single point of contact and accountability for all Resale CLECs, for the maintenance of Non-Complex Resale Services, and for the provisioning and maintenance of Complex Resale Services. The UNEC provides provisioning and maintenance support for all Facility-Based CLEC products.

Depending upon the type of service, a BRMC or UNE center agent will enter the trouble ticket into one of BellSouth's two trouble management systems. After the trouble ticket is entered, the equipment and facilities are tested to locate the source of the trouble. Based on the type of service, a center agent tests the circuit and interfaces by utilizing mechanized and non-mechanized testing systems to locate the trouble.

Upon locating the trouble, the trouble ticket is electronically dispatched to a technician to make the repair. The technician makes the repair and restores service to the customer.

Once the technician/agent has restored the service, the CLEC is notified that service has been restored and the technician/agent closes the trouble ticket in the Trouble Management System.

NOTE: Electronic interfaces (i.e., TAFI and ECTA) are available to CLECs to perform trouble maintenance functions. More detail about these options can be found in the *Electronic Interfaces* section of this guide.

As described above, the Maintenance and Repair process can be divided into four distinct sub-processes:

Trouble Ticket Reporting: This sub-process includes the collection and entry of all relevant trouble information into BellSouth's Trouble Management Systems.

Testing and Analyzing the Trouble: This sub-process involves testing to determine the location of the trouble (Facilities, Equipment, Customer Provided Equipment, and Software).

Correcting the Trouble: This sub-process involves the procedures followed to restore service. This may or may not involve dispatching a trouble ticket to a technician; however, in either case, the service provider's (i.e., BellSouth) agent is assigned a trouble ticket and is responsible for restoring service to the customer.

Closing the Trouble Ticket: This sub-process includes closing of the trouble ticket in BellSouth's Trouble Management System and notification that service has been restored.

For more detailed information on the Maintenance and Repair process, please contact the assigned Account Team representative.

10.5 Billing Process

The Billing process includes daily processing of service orders for account creation and updating, collection of usage to be applied to an account, calculation of charges for usage and services to be applied to an account, and issuance of a bill to the CLEC. The Billing process is a continuous cycle, but a billing period can be viewed as a completion of one cycle of the entire billing process. The billing period begins with the aggregation and calculation of usage charges, recurring charges, and non-recurring charges. The billing period ends when a bill is transmitted to the customer. BellSouth has 20 billing periods, grouped by accounts. The CLEC will be assigned a billing period, which will remain constant.

CLEC billing takes place in either the Customer Records Information System (CRIS) or the Carrier Access Billing System (CABS). CRIS processes billing information for resale services sold to CLECs. CABS processes billing information for access services sold to Interexchange Carriers (IXCs) and central office access services sold to companies such as CLECs without central office access to the customer but needing access to the customer along the "final mile".

Billing can be divided into six, distinct sub-processes; however, from a high level it is helpful to categorize the billing sub-processes into Daily Processing and Bill Period Processing. Daily Processing is a continuous process and functions independently of bill periods and customers. Daily Processing includes Daily Service Order Processing and Message Processing. Bill Period Processing is account-specific and is the set of processes that occurs during an actual billing period, including Bill Calculation, Bill Format, Bill Verification, and Bill Distribution.

Examine the descriptions below for a better understanding of each sub-process.

Daily Service Order Processing: This sub-process receives and processes completed service orders on a daily basis from BellSouth's Service Order Control System (SOCS) and updates customer accounts in CRIS and CABS with the appropriate services and billing indicators.

Message Acquisition and Processing: This sub-process collects usage data, edits and validates the usage, then packages and routes the usage to the appropriate billing system (CRIS or CABS) for processing and guiding to the appropriate account.

Bill Calculation: This sub-process identifies and collects all customer data that is scheduled for billing. Bills are calculated based on the service on the account, fractional month charges when appropriate, usage, surcharges, and taxes. This sub-process also applies aggregation rules and discounting.

Bill Format: This sub-process produces variable sized and formatted invoices (e.g., face page, bill messages) based on specific customer criteria or industry standards.

Bill Verification: This sub-process checks for accuracy of bill content and format in order to catch billing problem trends. Bill Verification occurs daily and problem trends that are detected are investigated and corrected.

Bill Distribution: This sub-process prints and distributes billing invoices through electronic media and paper.

For more detailed information on the billing process, please refer to the BellSouth Interconnection Services Web site at <http://www.interconnection.bellsouth.com> or contact the assigned Account Team representative.

10.6 Collocation Process

Collocation is the process of locating CLEC equipment and facilities in BellSouth Central Offices. There are two types of BellSouth collocation offerings: Physical Collocation and Virtual Collocation.

Physical Collocation is a negotiated service that offers installation of collocator-owned equipment and facilities in leased BellSouth central office floor space for the purpose of connecting to the BellSouth network. The collocator is solely responsible for the timing, alarming, monitoring, performance, maintenance, provisioning and repair of its installed equipment.

Virtual Expanded Interconnection Service (VEIS), or Virtual Collocation, is a tariffed service that offers placement of collocator-owned transmission facilities and equipment in BellSouth's central offices and the interconnection of this equipment to BellSouth's network services. BellSouth leases the equipment from the collocator and is responsible for the maintenance of the equipment.

Collocation begins when BellSouth receives the collocation application form from the CLEC. It is complete when a space acceptance meeting is conducted between the CLEC and BellSouth Representatives and the CLEC accepts the space. Early acceptance cases in which the CLEC has the ability to install its equipment prior to the completion of provisioning also exist.

Collocation can be divided into two distinct sub-processes:

Application: Application begins when the CLEC prepares and submits the collocation application form, with the appropriate application fees, and ends when the BellSouth Account Team Collocation Coordinator (ATCC) returns a full response to the application to the CLEC. The response includes an estimate of the cost to provision the arrangement. There is an intermediate milestone in which the ATCC responds to the CLEC regarding space availability.

Provisioning: Provisioning begins when the CLEC returns a Firm Order, including 50% of the estimated cost to provision the arrangement, to BellSouth and ends when the collocation arrangement has been accepted by both the CLEC and BellSouth. This sub-process consists mainly of the work required to prepare the BellSouth central office collocation space.

For more detailed information concerning the Collocation process, please refer to the *Physical Collocation* and *Virtual Collocation* sections of this guide and to the *Collocation Handbook* at <http://www.interconnection.bellsouth.com/guides/guides.html>

10.7 Local Number Portability Ordering Process

The Local Number Portability (LNP) allows end-users to retain their telephone number when switching local exchange carriers. This particular form of local number portability is known as service provider portability.

The LNP ordering process begins when a CLEC submits an LNP LSR to BellSouth. Upon receipt and validation of a LSR, BellSouth issues a FOC to the CLEC with a due date and service orders are issued, if applicable. It is the CLEC's responsibility to send a "Create Subscription Version (SV)" to the Number Portability Administration Center (NPAC) upon receiving a FOC. This indicates the CLEC's intent to port the number. BellSouth then sends a "Concur SV" to NPAC. The CLEC then sends an "Activate SV" to NPAC on the due date, indicating that the number has been ported.

After receiving notification from NPAC about the CLEC's "Activate SV," BellSouth issues or completes a Disconnect service order, and listing order if applicable, depending on the type of request. BellSouth then sends an E911 Unlock message to SCC, a neutral third party responsible for the E911 database administration. The CLEC sends an E911 Migrate message to SCC.

It is important to note that a supplemental LSR is needed to modify the due date or add or remove phone numbers from the request. BellSouth will return a FOC for the supplemental LSR. At that time, the CLEC must modify the SVs for each telephone number at the impact.

The LNP ordering process can be divided into four sub-processes :

Order Submission: CLEC sends an LNP LSR to the BellSouth LCSC via manual or electronic interface.

Order Validation: BellSouth validates the CLEC LSR for errors, and requests clarification when necessary.

Order Administration: BellSouth issues service orders for LNP requests, if applicable. BellSouth sends a FOC to the CLEC, if clarification is not needed. The CLEC receives the FOC and immediately sends a "Create SV" to NPAC. BellSouth then sends a "Concur SV" to NPAC. The CLEC sends the "Activate SV" to NPAC on the due date, porting the number.

Order Completion: BellSouth issues or completes the Disconnect order, and listing order if applicable, and sends E911 Unlock message to SCC. The CLEC sends E911 Migrate message to SCC.

For more detailed information concerning the LNP ordering process, please refer to the *Local Number Portability Ordering Guide for CLECs* at:

<http://www.interconnection.bellsouth.com/guides/guides.html>

11.0 Resources and Contact Information

The resources included in this section are available to assist the CLEC in becoming familiar with the information available from BellSouth for the CLEC community.

11.1 BellSouth Interconnection Services Web Site

The most current CLEC information is always available on the BellSouth Interconnection Services Web site, including all contact information included in this section of the Start-Up Guide. In addition, the Web site features an easy to use e-mail option.

<http://www.interconnection.bellsouth.com>

Other helpful information is also available on the BellSouth Interconnection Services Web site.

11.1.1 Customer Letters/Announcements

<http://www.interconnection.bellsouth.com/>

From the BellSouth Interconnection Services home page, click on “Carrier Notifications” on the menu on the left of the page. From there, click on “Customer Letters/ Announcements” to view specific documents.

Recommendation: Check this location weekly.

11.1.2 Carrier Network Notifications

<http://www.interconnection.bellsouth.com/>

From the BellSouth Interconnection Services home page, click on “Carrier Notifications” on the menu on the left of the page. From there, click on “Carrier Notification Letters” to view specific documents.

Recommendation: Check this location regularly.

11.1.3 Tariffs & Notifications

<http://cpr.bellsouth.com/>

11.1.4 Technical References

http://www.interconnection.bellsouth.com/products/tech_ref.html

11.1.5 Keyword Search Feature

<http://www.interconnection.bellsouth.com/>

From the BellSouth Interconnection Services home page, click on “Search.” Enter a “keyword” to search for information of interest.

11.2 Local Exchange Carrier Web Site

<http://www.interconnection.bellsouth.com/markets/lec.html>

From the “Local Exchange Carriers” menu the following topics can be accessed:

CLEC Brochure	http://www.interconnection.bellsouth.com/markets/lec/clec_brochure.html
CLEC Products	http://www.interconnection.bellsouth.com/markets/lec/clec_prod.html
CLEC Training	http://www.interconnection.bellsouth.com/training/announce.html
CLEC Reports	http://www.interconnection.bellsouth.com/markets/lec/clec_report.html
Customer Guides	http://www.interconnection.bellsouth.com/guides/guides.html
Customer Newsletters	http://www.interconnection.bellsouth.com/news/clecnews.html
Customer Service Centers	http://www.interconnection.bellsouth.com/markets/lec/ics_cntr.html
Disaster Basic 911/E911 by State/Co	http://www.interconnection.bellsouth.com/markets/lec/911/911_availability.html
Enhanced Service Provider Service Center (ESPSC)	http://www.interconnection.bellsouth.com/about/centers/ESPSC.html
CLEC Forms	http://www.interconnection.bellsouth.com/forms/lec/lec_form.html
Network Operations Centers	http://www.interconnection.bellsouth.com/markets/lec/net_cntr.html
OSS Information Center	http://www.interconnection.bellsouth.com/markets/lec/oss_info.html

11.3 Additional Resources

Additionally, the following resources are available to assist CLECs:

Topic	Resource	Contact & Additional Information
<ul style="list-style-type: none"> • Initial Point of Contact • General CLEC Questions • Activation 	Pre-Sales Quality Team (PQT)	Phone Number 888-560-CLEC (888-560-2532) http://www.interconnection.bellsouth.com/contact/contact.html
<ul style="list-style-type: none"> • BellSouth Advertising and Publishing Corporation (BAPCO) contracts and directory delivery 	BAPCO	Director- LEC Interface Room 270 59 Executive Park South Atlanta, Georgia 30329 Phone Number 404-982-7105 Fax Number 404-982-6907
<ul style="list-style-type: none"> • Listings in Customer Guide Pages of BellSouth Printed Directories 	BAPCO	Please see above CLEC must complete Competitive Local Exchange Carrier Information for BellSouth Advertising & Publishing Corp. Customer Guide Pages form found in Appendix E . https://clec.bellsouth.com
<ul style="list-style-type: none"> • Daily Operations Reports (PF Report and PON Status Report) 	Interconnection Services Daily Operational Report Web site	NOTE: This is a secure site and requires user IDs and passwords. Contact the assigned Account Team for additional information.
<ul style="list-style-type: none"> • Monthly Performance Measurement 	Monthly Performance Measurement Web site	https://pmap.bellsouth.com NOTE: This is a secure site and requires user IDs and passwords. Contact the assigned Account Team for additional information.

Topic	Resource	Contact & Additional Information
<ul style="list-style-type: none"> Disaster Response 	Disaster Response Area on Interconnection Web site	http://www.interconnection.bellsouth.com/network/disaster.html
<ul style="list-style-type: none"> Provisioning Customer Support 	Provisioning Customer Support (please see Interconnection Agreement)	8am - 5pm (local time), Monday - Friday (excluding holidays) 8am - 5pm (local time), Saturday (excluding holidays) for non-coordinated services. Any requests for provisioning and installation services outside of the hours listed in the interconnection agreement may be subject to extra billing charges.
<ul style="list-style-type: none"> Maintenance Centers 	Maintenance Centers (please see Interconnection Agreement)	BellSouth Maintenance Centers are available 24 hours a day, 7 days a week
Billing <ul style="list-style-type: none"> Processing Local Service Requests 	Local Carrier Service Center (LCSC)	UNE, Consumer, Complex, Small Business LCSC: http://www.interconnection.bellsouth.com/about/centers/LCSC_locations.html Billing LCSC: http://www.interconnection.bellsouth.com/forms/billing&collections.html The LCSC is responsible for providing the following services for its customers: <ul style="list-style-type: none"> Handling billing inquiries and payment arrangements Delivering authorized end-user record information Processing service order requests

Topic	Resource	Contact & Additional Information
<ul style="list-style-type: none"> Maintenance and Repair of Resale Services 	Business Resale Maintenance Center (BRMC)	<p>BellSouth Resale Maintenance Center 2445 Commerce Ave. Building 2300 Duluth, GA 30096</p> <p>Phone Number 888-461-0612</p> <p>http://www.interconnection.bellsouth.com/about/centers/BRMC_locations.html</p>
<ul style="list-style-type: none"> Maintenance Support Provisioning of Design Services Provisioning of Non-Design Services 	UNE Center (UNEC)	<p>Maintenance Support is available 24 hours a day, 7 days a week Provisioning of Design Services is available Monday - Friday from 8am - 5pm (local time). Provisioning of Non-Design Services is available Monday - Saturday from 8am to 5pm (local time).</p> <p>UNE Center 2445 Commerce Ave. Building 2300 Duluth, GA 30096</p> <p>Phone Numbers</p> <ul style="list-style-type: none"> CLECs in AL, KY, LA, MS, and TN: 557-6108 CLECs in FL, GA, NC and SC: 770-780-6108 CLECs outside of BellSouth territory: 800-795-0153 <p>UNE Center 19th Floor 600 North 19th Street Birmingham, AL 35203</p> <p>Phone Numbers</p> <ul style="list-style-type: none"> CLECs in AL, KY, LA, MS, and TN: 557-6144 CLECs in FL, GA, NC and SC: 770-780-6144 CLECs outside of BellSouth territory: 888-385-1350 <p>http://www.interconnection.bellsouth.com/about/centers/UNEC_locations.html</p>

12.0 Appendices

12.1 Appendix A

12.1.1 Tax Exemption Certificate Request

"Date"

"Company"

"Address1"

"Address2"

"City", "State" "Postal Code"

Dear Customer:

In compliance with the Internal Revenue Code of the U.S. Government you must provide to BellSouth Telecommunications a tax exemption certificate in the name that appears on your telephone bill before an exemption from the Federal Excise Tax on telecommunications services can be allowed. Additionally, the State laws require that you provide BellSouth your Reseller's registration number before an exemption from state and/or local taxes can be allowed.

A BellSouth provided tax exemption certificate (Form 6318-FED) is attached, so please complete pages 1 and 4 on this form, list all qualifying account numbers and sign the form. Form 6318-FED along with the Kentucky State provided exemption certificate, if applicable, should be mailed to us as indicated below or you may call the service center number listed on your telephone bill with any questions.

NOTE: Exemption from Federal excise tax and State excise tax cannot be established until the completed BellSouth provided Form 6318-FED and a Kentucky exemption form, if applicable, are received.

Your cooperation in the matter is deeply appreciated. Although this procedure is time-consuming for both of us, it must be done to comply with federal and state laws. We want our customers to receive every tax exemption that they are legally entitled to claim. This is just another service that BellSouth provides to help you save money.

BELLSOUTH TELECOMMUNICATIONS
Comptrollers - Tax Section
23rd Floor Section B-3
600 North 19th Street
Birmingham, Alabama 35102
FAX: (205) 321-3434

12.1.2 Certificate Of Continuing Exemption From Federal Excise Tax On Telecommunication Services

Certificate of Continuing Exemption from Federal Excise Tax on Telecommunications Services

- New
 Renewal

The undersigned represents he/she is authorized to execute this certificate and hereby claims exemptions from taxes imposed by Section 4251 of the Internal Revenue Code under the following provisions. The appropriate section of this form must be completed, qualifying account numbers must be listed and the form must be signed, dated and returned to BellSouth before an exemption can be allowed.

Complete only one of the following sections:

A. Reseller of Telecommunications Services

The undersigned certifies the communications services furnished by the telephone company will be used exclusively in the rendering of a communications service upon which tax is imposed by Section 4251 of the Internal Revenue Code. It is understood that no tax will be collected by the telephone company on charges for said service and it will be the responsibility of the undersigned to collect such tax as may be due from its' customers and remit the tax to the Internal Revenue Services.

I. TYPE OF CHARGES (Please check one)

- a. exempt from both local and toll charges
b. exempt from toll charges only

II. TYPE OF RESELLER (Please check one)

- a. Interexchange Carrier
b. Cellular
c. Personal Communications System (PCS)
d. Competitive local exchange Company (CLEC)
e. Customer owned Customer Operated Telephone Systems (COCOT)
f. Paging
g. Hotel/Motel
h. Internet Provider

III. TYPE OF TAXES (RESELLER ONLY - Please check all states and/or Federal taxes for

which
state

you are claiming exemption and include registration number and
certificate where required.)

- a. AL Registration # _____
b. FL Registration # _____ for State Sales Tax (Chapter
212) Registration # _____ for Gross Receipts Tax
(Chapter 203) [] exempt [] not exempt for Local Tax (Chapter
166)
c. GA Registration # _____
d. KY Registration # _____
e. LA Registration # _____
f. MS Registration # _____
g. NC Registration # _____
h. SC Registration # _____
i. TN Registration # _____
j. FEDERAL Excise Tax [] exempt [] not exempt

Certificate Of Continuing Exemption From Federal Excise Tax On
Telecommunication Services (Page 1)

B. Government Organizations

The undersigned claims exemption from the tax imposed on all communications service billed or to be billed to the undersigned. The undersigned certifies such exemption is allowable by law because such service is being and will be furnished to and charges paid from the funds of (check one).

- 1 () The United States (Section 4293)
2 () A state or political subdivision thereof (Section 4253(i))
3 () An Indian tribal government or political subdivision (Section 4253(i), Section 7871)
4 () A Public International Organization (Section 4253(c), Section 7701(a)(18)) made tax exempt by Presidential Executive Order No. _____
5 () An organization created and specifically designated tax exempt by Act of Congress. Public Law No. _____
6 () A quasi-governmental organization performing the civic function of _____; paid from _____ the funds of _____ (name of exempt organization).

C. Ambassadors, Ministers or other Diplomatic Representatives (check one)

1. () The undersigned certifies that he/she is an ambassador, minister or other duly accredited diplomatic representative of a foreign government or is of his or her household (excluding servants), an attaché, secretary of clerk. The undersigned further certifies that he/she is a national of the country of the diplomatic mission where employed and is not a citizen or a permanent resident of the United States in an immigrant status

or

2. () The undersigned certifies that he/she is an officer of a mission in the United States serving in a representative capacity or is a family member living with such an officer.

D. Consular Officers whose foreign governments have treaties with the United States

The undersigned claims exemption from the taxes imposed on charges billed or to be billed the undersigned for telephone service without regard to whether the transaction is official or personal. The undersigned certifies that such exemption is allowable by law in accordance with the provision of the Government's Treaty with the United States and that the undersigned is not engaged in professional business, trade, or commerce and is not a citizen of the United States.

Name of Foreign Government _____
Name of Treaty _____
Date of Treaty _____

E. Consulates, Agencies and Commissions of Foreign Governments

The undersigned claims exemption from the taxes or charges billed or to be billed for services used in the performance of office functions for which payment is made by _____ (Name of foreign government).

Certificate Of Continuing Exemption From Federal Excise Tax On Telecommunication Services (Page 2)

Form 6318-FED
Sheet 0003
(9/97)

F. Nonprofit educational organizations, including schools operated as an activity of a religious body.

The undersigned certifies that the communications services or facilities furnished or to be furnished to the organization will be paid from funds of the organization and are for the exclusive use of the organization in the educational activities which qualify it for exemption from tax under Section 4253(j) of the Internal Revenue code. The exempt must maintain a regular faculty and curriculum, normally have a regularly enrolled body of students in attendance at the place where its activities are regularly carried on, and have as its principal function the providing of formal instruction.

The organization claiming exemption is a 501(c)(3) organization exempt from income tax under 501(a) and is an organization described in one of the following code sections:

- 1 () A non-profit educational institution described in Section 170(b)(1)(A)(ii) or
- 2 () A non-profit school who maintains a regularly faculty and curriculum and normally has a regularly enrolled body of pupils or students in attendance.

NOTE: A determination letter (or ruling) stating the applicable code section must be returned with this form.

G. Nonprofit Hospital

The undersigned received a determination letter (or ruling) from the Internal Revenue Service holding the organization to be a 501(c)(3) organization exempt from income tax under Section 501(a) of the Internal Revenue Code (or has received such determination letter (or ruling) under the corresponding provisions of prior revenue laws) AND the undersigned certifies that it is a "hospital" as defined in Section 170(b)(1)(A)(iii) and the attendant regulations. The date of such determination letter (or ruling) is _____ and such letter (or ruling) has not been withdrawn or revoked.

Paid from the funds of _____.

NOTE: The determination letter (or ruling) mentioned above must be returned with this form.

H. Wide Area Telephone Service (WATS)

The undersigned claims exemption under Section 4253(f) of the Internal Revenue Code for the tax imposed on toll telephone service as described in Section 4253(b)(2) - WATS. The undersigned certifies that such service has been and will continue to be used exclusively in the conduct of its business as a (check one).

- | | |
|---------------------------------|--|
| 1 () Common Carrier | 3. () Telegraph Company |
| 2 () Telephone Company Network | 4. () Radio or Television Broadcasting Station or |

I. Other Reason

Acceptable only if accompanied by a determination letter from the Internal Revenue Service explaining the basis of exemption from Federal Excise Tax on telecommunications services. **ATTACH LETTER FROM THE INTERNAL REVENUE SERVICE.**

Certificate Of Continuing Exemption From Federal Excise Tax On Telecommunication Services (Page 3)

Form 6318-FED
Sheet 0004
(9/97)

The undersigned agrees to notify the provider of services in writing when the basis for tax exemption indicated above changes or ceases to exist. The undersigned certifies that the exemption claimed is allowable under applicable laws and understands that the fraudulent use of this certificate for the purpose of securing this exemption will subject each and all guilty parties to a fine of not more than \$100,000 (\$500,000 for corporations, or to imprisonment for not more than five years, or both, together with costs of prosecution).

ACCOUNT/BILLING TELEPHONE NUMBER: The undersigned is claiming exemption for the following telephone numbers>

Note: You must include all account numbers (including area code) that you want exempted from Federal excise tax.

BILLING NAME `Company`
MAILING ADDRESS `Address1`
 `Address2`
 `City,` `State` `Postal Code`
TITLE _____ SIGNATURE _____

For Official Use Only:

Received by: _____ Date Received: _____
Location: _____

Telephone Number: _____

**Certificate Of Continuing Exemption From Federal Excise Tax On Telecommunication
Services (Page 4)**

12.1.3 Credit Profile



RF-3038
(11-1998)

Credit Profile

Interconnection Services

Return By Fax To: 404-688-3979	Estimated Monthly Volume During First 6 Months \$ <u>1</u>
Attention: Interconnection Services Finance	Estimated Number Of Area Codes, Trunks or Lines
For questions concerning this application call 888-834-4114 or 404-927-1399.	

Please Print and Complete All Information

Type Of Business Applying For:

Local (Resale)
 Facility Based
 Payphone Service Provider (# of lines in first 6 months) # _____
 Access
 CMRS (Wireless)
 Other _____

Company Information

Business Name _____ Doing Business As (DBA) _____

Please Check One

Corporation
 Partnership
 Sole-Proprietor
 Other _____

Street Address _____ City _____ State _____ Zip _____

Corporate Office Location (if different from above) _____ City _____ State _____ Zip _____

(Area Code) Telephone Number _____ (Area Code) Fax Number _____ User and Broadband Number _____ Fax ID _____

Are you presently a BellSouth Interconnection Customer in another area of business?

Yes
 No

Officers' Names

President _____ CFO _____ CEO _____

Company History

Year Business Established _____ Principal Business Of Firm _____

Business Credit References

Company Name	City	State	(Area Code) Telephone Number
Account Number	Contact Name		
Company Name	City	State	(Area Code) Telephone Number
Account Number	Contact Name		
Company Name	City	State	(Area Code) Telephone Number
Account Number	Contact Name		

Bank Reference

Bank Name _____ City _____ State _____ Account Number _____

Branch Office _____ (Area Code) Telephone Number _____ (Area Code) Fax Number _____

I hereby authorize you to release to BellSouth any and all information which they may request concerning my account. I understand that such information will be held strictly confidential and will remain BellSouth's property whether or not credit is extended. I understand that society may be required by BellSouth to establish service. I certify that the above information provided for this credit profile is true and correct to the best of my knowledge.

Signature (Authorized Individual Only) _____ Print Name _____ Date (MM/DD/YYYY) _____

12.1.4 Surety Bond

SURETY BOND

KNOW ALL PERSONS BY THESE PRESENTS, that _____
(hereinafter referred to as "Principal"), and _____ (hereinafter
referred to as "Surety"), a corporation organized and existing under the laws of the State of
_____, and duly authorized to conduct and carry on general surety business in the
State of Georgia, are held and firmly bound unto BellSouth Telecommunications, Inc
(hereinafter referred to as "BellSouth"), a corporation organized and existing under the laws of
the State of Georgia, as Obligor in full and just sum of _____ Dollars
(\$_____) (hereinafter referred to as the "penal amount"), lawful money of the United
States of America, for the payment of which sum, well and truly to be made, Principal and Surety
hereby bind themselves, their respective heirs, legal representatives, successors and assigns,
jointly and severally, firmly by these presents

WHEREAS, Principal has applied for, or contracted for, certain telecommunications
services and/or facilities; and

WHEREAS, BellSouth has requested Principal to furnish security for the prompt
payment of all amounts billed to Principal by BellSouth for itself or for others (hereinafter
referred to as "said charges");

NOW THEREFORE, in consideration of the present forbearance by BellSouth to seek to
compel Principal to make a cash deposit as a condition of furnishing such services and or
facilities, and for other good and valuable consideration, the receipt and sufficiency of which are
hereby acknowledged, the Principal and Surety agree as follows: that if Principal shall well and
faithfully perform the obligations herein recited and shall promptly pay said charges, then this
obligation shall be null and void, but otherwise, this obligation shall remain in full force and
effect, and Surety herein agrees to pay said charges within thirty (30) days after written demand
by BellSouth to Surety, which demand shall be made only after Principal has failed to pay said
charges on or before the due date for said charges, and if payment is not made by Surety within
said thirty (30) days, Surety further agrees to pay to BellSouth all of its costs for collection, legal
expenses and attorneys' fees paid or incurred by BellSouth in collecting the penal amount or said
charges.

Surety Bond (Page 1)

This Bond is issued and executed subject to the following conditions.

1 That the term of this Bond shall be indefinite.

2 That Surety reserves the right to cancel this Bond by giving thirty (30) days prior written notice to BellSouth at _____

_____, and on the effective date of cancellation, Surety is discharged and released from further liability hereunder, it being understood and agreed, however, that Principal and Surety will be liable for up to the penal amount for any and all of said charges accruing up to the effective date of cancellation.

3. The liability of Surety for the penal amount shall be direct and primary, and BellSouth may collect the penal amount without proof that Principal is insolvent or unable to pay said charges.

4. An increase or decrease in the type, volume and charges for telecommunications services and/or facilities, either with or without Surety's knowledge, shall in no event affect the penal amount of this Bond or Surety's obligations under this Bond.

5. No extension, modification, or other alteration of payment terms or arrangements, either with or without Surety's knowledge, shall affect Surety's liability hereunder.

6. The posting of this Bond shall not affect the right of BellSouth to require any additional or increased security of Principal, or to exercise any remedy it may have under contract or its lawfully filed tariffs, and Surety hereby waives notice of any such additional or increased security or exercise of such remedy. A requirement of additional or increased security from Principal or exercise of any remedy against Principal under contract or BellSouth's lawfully filed tariffs shall in no event affect the penal amount of this Bond.

7. The laws of the State of Georgia shall govern the validity, construction, interpretation, and performance of this Agreement. The jurisdictional venue for any legal proceedings involving this Agreement shall be held in any applicable local, state or federal court located within the State of Georgia.

Surety Bond (Page 2)

8 Surety expressly waives the following

(a) Notice of the acceptance of this Bond by BellSouth

(b) Notice of the amount of indebtedness now existing or which may hereafter exist,
from time to time

(c) Notice of the type, volume and charges for the telecommunications services and/or
facilities requested by Principal, and any increase or decrease of such charges

(d) Notice of any payments, whether prepaid, timely paid, partially paid, or delinquent,
any demand for payment, notice of default of nonpayment, presentment, protest, and notice of
protest as to any obligation arising hereunder or any delay in billing or any extension of time for
payment granted by BellSouth for said charges

(e) All other notices to which the undersigned might otherwise be entitled in
connection with this Bond or the indebtedness or obligation hereby guaranteed.

(f) The right, pursuant to O C G A § 10-7-24, to give notice to BellSouth at any time
after the debt is due instructing BellSouth to first proceed to collect the debt from Principal

9 There are no conditions or limitations to this Bond except those contained in writing
herein at the date hereof, and thereafter no alteration, change or modification hereof shall be
binding or effective unless executed in writing and signed by the undersigned

IN WITNESS WHEREOF, Principal and Surety have duly executed or caused to be
executed this Bond this ____ day of _____, 19____.

<u>PRINCIPAL</u>	<u>SURETY</u>
Company _____	Company: _____
By _____	By: _____
Name _____	Name _____
Title: _____	Title: _____

Surety Bond (Page 3)

12.1.5 Standby Letter Of Credit

STANDBY LETTER OF CREDIT

To Be Reproduced on Issuing Bank's Letterhead

Date

Letter of Credit No. _____

To Whom It May Concern:

We hereby open our Irrevocable Letter of Credit in your favor available by your drafts drawn on (Name issuing of bank) at Sight for any sums not exceeding in total (face amount) U.S. Dollars for account (Corporate name and address of account party).

Draft must be accompanied by:

I.

- A. Your signed statement certifying that the funds drawn hereunder are due you on account of (Account Debtor) as a result of failure to pay, within terms quoted therein, invoice(s) issued to them by you and demand for payment has been made and the funds have not been forthcoming from (Account Debtor) or any source; and
- B. A photocopy of unpaid invoice(s).

OR

II.

- A. Your signed statement certifying that the funds drawn hereunder represent the amount of payments you have received from or for the account of (Account Debtor) within 90 days prior to the occurrence of one of the following: (i) the filing of a petition by or against (Account Debtor) with a United States Bankruptcy Court, (ii) the making by (Account Debtor) of an assignment for the benefit of creditors or (iii) (Account Debtor) became the subject of any proceeding, voluntary or involuntary, which under applicable State or Federal law could result in the return of such payment(s); and
- B. The amount of such payment(s) has been (or will promptly after payment of the accompanying draft be) returned to (account debtor) or otherwise to the appropriate person.

Each draft must bear on its face the clause, "Drawn under Letter of Credit No. _____, dated _____, of (Name of issuing bank).

Standby Letter Of Credit (Page 1)

In the event that you receive, prior to the expiration date herein set forth, any payment (from a source other than drafts drawn under this Letter of Credit) for invoices on the debtor's account and within ninety (90) days after receipt of said payment (i) a petition is filed by or against (Account Debtor) with a United States Bankruptcy Court; (ii) (Account Debtor) is the subject of any other proceeding, voluntary or involuntary, which under applicable State or Federal law could result in the return of such payment, then the expiration date hereof shall automatically be extended to a date that is one hundred twenty (120) days after the date of such filing, assignment or proceeding and, if this letter of credit has previously expired, our obligations hereunder shall be reinstated up to the amount of such payment only, but in no event more than (face amount) in the aggregate.

This Letter of Credit shall cover invoices issued or dated prior to, on or after the date hereof

Except so far as otherwise expressly stated herein, this Letter of Credit is subject to the "Uniform Customs and Practice for Documentary Credits (1993 Revision), International Chamber of Commerce Publication No. 500."

We hereby agree with you that drafts drawn under and in compliance with the terms of this Letter of Credit will be duly honored if presented to the above-mentioned drawee bank on or before (expiration date) (or as such expiration date may be extended pursuant to the provisions hereof).

Very truly yours,

(Issuing Bank)

By: _____
Authorized Officer

Standby Letter Of Credit (Page 2)

12.1.6 BellSouth Master Account Application

BELLSOUTH MASTER ACCOUNT APPLICATION COMPETITIVE LOCAL EXCHANGE COMPANY

Date ___/___/___

ACCOUNT INFORMATION

Reseller Facilities Based Carrier Tax Exempt _____ Tax Code _____ State _____
 INP LNP
 UNE Loops UNE Combos

Certificate of Authority Attached Yes No Estimated Average Monthly Bill _____

Company Name/Operating Company
Number _____

Local
Address _____
City _____ State _____ ZIP _____

Corporate
Address _____
City _____ State _____ ZIP _____

Billing Address _____
City _____ State _____ ZIP _____

Contact Name & Telephone # for:
Billing _____ Telephone # (_____) _____
Orders _____ Telephone # (_____) _____
Others _____ Telephone # (_____) _____

CREDIT INFORMATION

Previous BellSouth Services Telephone # (_____) - ____ - ____ Last Date of Service ___/___/___
 Yes No Telephone # (_____) - ____ - ____ Last Date of Service ___/___/___

Other Current BellSouth Svs Telephone # (_____) - ____ - ____ Last Date of Service ___/___/___
 Yes No Telephone # (_____) - ____ - ____ Last Date of Service ___/___/___

Ownership

Individual Partnership
Name _____ Tel.# (_____) - ____ - ____ SSN _____
Name _____ Tel.# (_____) - ____ - ____ SSN _____
Name _____ Tel.# (_____) - ____ - ____ SSN _____

Corporation
President _____ Tel.# (_____) - ____ - ____ SSN _____
Vice President _____ Tel.# (_____) - ____ - ____ SSN _____
Secretary _____ Tel.# (_____) - ____ - ____ SSN _____
Treasurer _____ Tel.# (_____) - ____ - ____ SSN _____

12.2.2 BellSouth Blanket Agency Agreement Letter For Local Service Providers

**BELLSOUTH BLANKET AGENCY AGREEMENT LETTER
for LOCAL SERVICE PROVIDERS**

I am an official of (Company) _____ and am authorized to
commit my company to the conditions stated herein:

1. (Company) _____ will not submit any requests or inquiries for resale or Facility Based local service provisioning under Blanket Agency Agreement procedures to BellSouth for which it does not have proper authorization from the End User upon whose behalf service is offered.
2. (Company) _____ has entered into an agreement to provide local service for the End User.
3. The agreement between (Company) _____ and the End User provides that the (Company) _____ is solely responsible for representing the end user in all requests relating to local service. The agreement between (Company) _____ and the End User holds the End User responsible to (Company) _____ for all charges incurred on the End User's behalf for local service. However, (Company) _____ is responsible to BellSouth for all charges that may be incurred in connection with service requests for End Users regardless of whether the End User meets payment responsibilities to (Company) _____.
4. The End User will deal directly with (Company) _____ on all inquiries concerning their Local Service. This may include, but is not limited to, billing, repair, directory listings, and number portability.
5. BellSouth is authorized to release all information regarding the End User's local service to (Company) _____.
6. In the event that the End User challenges action taken by BellSouth as a result of the above mentioned service requests, (Company) _____ will provide evidence of proper End User authorization and indemnify and hold harmless BellSouth and it's affiliates for any damages or losses, including but not limited to unauthorized change charges, resulting from (Company) _____ preparation and submission of service requests for which it did not have proper End User authorization.
7. In the event that the End User challenges billing which resulted from local service requests submitted to BellSouth by (Company) _____ under this Blanket Agency Agreement, then (Company) _____ will indemnify and hold harmless BellSouth and it's affiliates for any damages, losses, costs and attorney's fees, if any, arising from BellSouth provisioning and maintenance of the End User's local service due to errors in the ordering of said service by (Company) _____.
8. In the event that the End User disputes actions taken by BellSouth as a result of a submission by (Company) _____ of a service request for disconnection or termination of a previously submitted local service request for which it did not have proper End User Authorization, the (Company) _____ will indemnify and hold harmless BellSouth and it's affiliates for any damages, losses, costs and attorney's fees, if any, resulting from said dispute.
9. This Agreement shall continue in effect unless canceled by prior written notice by BellSouth or (Company) _____ thirty (30) days prior to the effective date of cancellation. Cancellation shall not release or limit any matters occurring prior to the cancellation of this Blanket Agency Agreement.

Signature of Officer

Title of Officer

Company Name

12.2.3 Telephone Number For Misdirected CLEC Calls-CLEC Contact Numbers

TELEPHONE NUMBER FOR MISDIRECTED CLEC CALLS CLEC CONTACT NUMBER

Fax: 800-872-7059

A. CLEC Name _____
OCN _____

B. Single Point-of-Contact Telephone Number for CLEC End-users to contact when BellSouth is called in error. Check the State(s) and Provide the Appropriate Number.

- | | | |
|----------------------------------|--------------------------------------|---|
| <input type="checkbox"/> Alabama | <input type="checkbox"/> Kentucky | <input type="checkbox"/> North Carolina |
| <input type="checkbox"/> Florida | <input type="checkbox"/> Louisiana | <input type="checkbox"/> South Carolina |
| <input type="checkbox"/> Georgia | <input type="checkbox"/> Mississippi | <input type="checkbox"/> Tennessee |

(_____) _____ - _____

C. Customer Name and Address (CAN) number for BellSouth to contact when investigating toll calls placed by their end-users to CLEC end-users:

(_____) _____ - _____

Information Provided By:

Name _____

Title _____

Address _____

Telephone Number _____

Date _____

12.2.4 Toll Call Investigations

Date: _____

To:

From:
BellSouth Local Carrier Service Center

Re: Toll Investigations

When it is necessary to secure information concerning a BellSouth telephone number for the purpose of authorizing or billing a call, BellSouth will assist by providing Customer Name and Address Information (CNA). This service is provided free of charge as a part of a reciprocal agreement. When appropriate, BellSouth will receive similar assistance from your company.

CNA assistance may be obtained as follows:

1. Dial the number shown below.
2. When the attendant answers, provide your company access code.
3. After acknowledgment, provide the 10-digit BellSouth number in question from your end user billing record.
4. The BellSouth attendant will provide the listed name, city and state for the telephone number. They will not have any additional information.
5. Only two requests for listing information may be made on each call.

Following are the telephone number and access code that have been assigned to your company. *

CNA Access Telephone Number _____

CLEC Access Code _____

* THIS TELEPHONE NUMBER AND ACCESS CODE ARE FOR THE SOLE PURPOSE DESCRIBED ABOVE AND ONLY FOR THE COMPANY DESIGNATED IN THIS LETTER. ANY OTHER USE IS STRICTLY PROHIBITED.

12.2.5 PIC/LPIC Change Notification Form

PIC/LPIC CHANGE NOTIFICATION FORM

New CLEC
 Delete/Disconnect
 Name/Address Change
 Transmission Mode Change

_____ Date

Manager— Equal Access Service Center
 BellSouth Interconnection Services
 Floor 15
 600 19th ST North
 Birmingham, AL 35203

Subject: PIC/LPIC Activity Notification Report

_____ Local Service Provider
 requests that BellSouth provide PIC/LPIC Activity Notification Reports in
 the following manner:

_____ affiliate long distance company (if any) _____
 (NDM or FTS) (CIC)

_____ Magnetic Tape _____ Paper
 (8250 BPI or 1600 BPI)

_____ Local Service Provider (LSP) Contact

_____ LSP Address

LSP ID (OCN) _____

_____ Signature of LSP Representative _____ Telephone Number

12.2.6 Request For Unbundled Capabilities

REQUEST FOR UNBUNDLED CAPABILITIES BELLSOUTH TELECOMMUNICATIONS

ILEC Name _____	ILEC Contact _____
Phone Number _____	Phone Number _____
Address _____	Address _____
ILEC Request Number _____	Date Submitted _____

The following information is required for BellSouth to understand and evaluate your request

1. Provide technical and functional requirements or characteristics of the requested capability

2. What are the geographic coverage area(s) in which the service/application is to be accessible or is to provide access (City, LATA, State)?

3. If known, provide the serving address, central office(s) and NXX(s) involved

4. Is this service available from any other ILECs? YES NO Unknown
If yes, which ILECs?

5. Are you requesting this same capability from other ILECs?
If so, please provide the ILEC name(s) and the name of the service

6. Provide a diagram of the requested service. Attach additional pages as necessary.

12.2.7 Application For BellSouth Directory Assistance

Application For BellSouth Directory Assistance Exemption

Area Code _____ Telephone Number _____

Billing Name _____

Street Address _____

City, State, Zip _____

Name of Disabled User _____
(First Name) (Middle Name or Initial) (Last Name)

Relationship to Person Being for Service _____
(e.g., self, sister, mother, father, brother, roommate, employer, etc.)

Explain the nature of the disability which prevents the use of the Directory.

Residence and Business Exemptions:

Signature of Disabled User _____

Business Only:

Telephone Number Assigned to Disabled User _____

Signature of Person Responsible for Billing _____

Title, Department Name _____

12.2.8 Application for Reduction in BellSouth Long Distance Charges

a	1 Name of the person applying for reduction	First	Initial	Last
	2 Address	Street		
		City		
		State and ZIP Code		
b	3 Name of the customer to whom telephone is billed	First	Initial	Last
	4 Billing address (if different from 2)	Street		
		City		
		State and ZIP Code		
c	5 Telephone Number	Area Code	Telephone Number	
d	6 List the manufacturer's name, model number, and serial number of the TDD or TTY device.	_____		
e	7 Signature of authorized agency representative or physician, otolaryngologist or licensed speech-language pathologist or audiologist	I certify that the applicant has impairment of hearing or severe speech impairment, on the basis of the procedure shown on page 3 of this application, and qualifies for reduction in charges for TDD/TTY communications.		
	OR			
	8 Check box and provide copy of previously obtained certification			
9 Name and address of authorized agency or person making certification	<input type="checkbox"/> _____ _____ _____			
Signature of person applying for reduction (or if signature of person signing for applicant, please indicate relationship).		Signature	Date	
		Relationship _____		

**Selective Class Of Call Screening / Directory Assistance Call Completion
(Page 1)**

Service Information:

Telephone Company and OCN		Date	Time
Type of Service Intercept <input type="checkbox"/> LIDE <input type="checkbox"/>	Batch Number	Number of Orders in Batch	
Service Order Number	Order Type New Connect <input type="checkbox"/> Change <input type="checkbox"/> Add <input type="checkbox"/> Disconnect <input type="checkbox"/>		
Class of Service Residence <input type="checkbox"/> Business <input type="checkbox"/> Coin <input type="checkbox"/> Outdial <input type="checkbox"/>		Listing Type Published <input type="checkbox"/> Non-Published <input type="checkbox"/>	

Out Activity:

Area Code and Telephone Number: () -		
LIDB		
No Bill To Third <input type="checkbox"/>	No Collect <input type="checkbox"/>	No 3 rd nor Collect <input type="checkbox"/> None <input type="checkbox"/>
Calling Card Data:		
Unrestricted PIN:	Restricted PIN:	
Special Billing Number and PIN: () -		
Intercept:		
Transfer of Calls (TC)		
No	TC To Number:	
Yes	TC Cancel FR Number:	TC From Number
		TC NP:

In Activity:

Area Code and Telephone Number: () -		
LIDB		
No Bill To Third <input type="checkbox"/>	No Collect <input type="checkbox"/>	No 3 rd nor Collect <input type="checkbox"/> None <input type="checkbox"/>
Calling Card Data:		
Unrestricted PIN:	Restricted PIN:	
Special Billing Number and PIN: () -		
Intercept:		
Transfer of Calls (TC)		
No	TC To Number:	
Yes	TC Cancel FR Number:	TC From Number
		TC NP:

Selective Class Of Call Screening / Directory Assistance Call Completion (Page 2)

12.3.2 BellSouth LIDB And/Or Intercept Service Order Form

INTERCEPT ACCESS (continued)

BellSouth LIDB and/or Intercept Service Order Form

How to fill out the form:

Circle, X Mark, or check the appropriate box desired and fill in appropriately as identified per filed below:

Telephone Company and OCN - Telephone Company Name and Operating Company Name

Date and Time - Today's date and current time

Type of Service - Identify type of service(s) contracted with BellSouth (LIDB and/or Intercept)

Batch Number - Identified by Telephone Company sending orders to increment with each batch sent to be sure that all batches are processed in order and to ensure none are missing.

Number of Orders in Batch - Identifies the number of individual orders within this batch so that no order is missed

Service Order Number - Number identified by Telephone Company sending orders to specifically identify this particular order within a batch

Order Type - Identify New Connect, Change, Add, or Disconnect

Class of Service - Identify Residence, Business, Coin and/or Outdial service.

Listing Type - Identify listing as Published (listed and non-listed) or Non-Published (private)

Out Activity - Identifies any outgoing activity such as disconnected or being changed from

Area Code and Number - Complete

12.3.3 BellSouth Intercept Tandems

BellSouth Intercept Tandems					
<u>LATA</u>	<u>ACCESS TNDM LOCATION</u>	<u>TANDEM CLLI CODE</u>	<u>COMBINED LOCAL OFC CLLI CODE</u>	<u>SW TYPE #</u>	<u>NOTES@</u>
BRHM	BIRMINGHAM-MAIN & TOLL	BRHMALMT0GT	NO-LOCAL	DMS 200	HOST
HNVI	HUNTSVILLE-UNIVERISTY	HNVIALUN0GT	HNVIALUNDSO	DMS ½	REMOTE
MTGM	MONTGOMERY-MAIN & TOLL	MTGMALMT0GT	MTGMALMTDSO	DMS ½	REMOTE
MOBL	MOBILE-AZALEA	MOBLALAZ0GT	MOBLALAZDSO	DMS ½	REMOTE
DYBH	DAYTONA-PORT ORANGE	DYBHFLPO01T	DBYBHFLPODSO	DMS ½	REMOTE
GSVL	GAINESVILLE-MAIN	GSVLFLMA01T	GSVLFLMADSO	DMS ½	REMOTE
JCVL	JACKSONVILLE-CLAY	JCVLFLCL05T	JCVLFLCLDSI	DMS ½	REMOTE
ORLD	ORLANDO-MAGNOLIA	ORLDFLMA04T	NO-LOCAL	DMS 200	REMOTE
PNCY	PANAMA CITY-MAIN	PNCYFLMA04T	PNCYFLMADSO	DMS ½	REMOTE
PNSC	PENSACOLA-WARRINGTON	PNSCFLWA01T	PNSCFLWADSO	DMS ½	REMOTE
SE	N.DADA-GOLDEN GLADES	NDADFLGG03T	NO-LOCAL	DMS 200	REM OPR SVC ONLY
	WEST PALM BCH-GARDENS	WPBHFLGR02T	NO-LOCAL	DMS 200	REMOTE
ATLN	ATLANTA-SANDY SPRINGS	ATLNGASS11D	NO-LOCAL	DMS 200	INTERCEPT ONLY
LSVL	LOUISVILLE-ARMORY PL.	LSVLKYAP2GT	NO-LOCAL	DMS 200	HOST
OWBO	MADISONVILLE-MAIN	MDVIKYMA02T	MDVIKYMADSO	DMS ½	REMOTE
WNCH	WINCHESTER-MAIN	WNCHKYMA02T	WNCHKYMADSO	DMS ½	REMOTE
BTRG	BATON ROUGE-GOODWOOD	BTRGLAGW0GT	NO-LOCAL	DMS ½	REMOTE
LFYT	LAFAYETTE-MAIN	LFYTLAMA0GT	LFYTLAMADSO	DMS ½	REMOTE
NWOR	NEW ORLEANS-MAIN	NWORLAMA20T	NO-LOCAL	DMS 200	HOST OPR SVC ONLY
SHPT	SHREVEPORT-MAIN	SHPTLAMA0GT	SHPTLAMADSO	DMS ½	REMOTE
BILX	BILOXI-EDGEWATER	BILXMSED06T	BILXMSEDDSO	DMS ½	REMOTE
JCSN	JACKSON-CAPITOL PEARL	JCSNMSCP06T	NO-LOCAL	DMS ½	REMOTE
	GREENWOOD-MAIN	GNWDMSMA06T	GNWDMSMADSO	DMS ½	REMOTE
AHVL	ASHEVILLE-O'HENRY	AHVLNCOH04T	AHVLNCOH25G	DMS ½	REMOTE
CHRL	CHARLOTTE-CALDWELL	CHRLNCCA05T	NO-LOCAL	DMS ½	REMOTE
GNBO	GREENSBORO-EUGENE	GNBONCEU05T	GNBONCEU33F	DMS ½	REMOTE
RLGH	RALEIGH-NEW HOPE	RLGHNCHO01T	NO-LOCAL	DMS 200	REMOTE
WLMG	LAURINBURG-MAIN	LRBGNCMA02T	LRBGNCMA27F	DMS ½	REMOTE
CHTN	CHARLESTON-DIAL & TOLL	CHTNSCDT60T	NO-LOCAL	DMS 200	REMOTE
CLMA	COLUMBIA-SENATE ST.	CLMASCSN60T	CLMASCSN25E	DMS ½	REMOTE
FLRN	FLORENCE-MAIN	FLRNSCMA60T	FLRNSCMA66F	DMS ½	REMOTE
GNVL	GREENVILLE-DIAL & TOLL	GNVLSCDT60T	NO-LOCAL	DMS 200	HOST FOR SC & NC *
CHTG	CHATTANOOGA-9 TH ST.	CHTGTNNS84T	CHTGTNNSDSO	DMS ½	REMOTE
KNVL	KNOXVILLE-MAIN	KNVLTNMA84T	KNVLTNMADSO	DMS ½	REMOTE
MMPH	MEMPHIS-MAIN	MMPHTNMA84T	MMPHTNMADSO	DMS ½	REMOTE
NSVL	NASHVILLE-MAIN	NSVLTNMT86T	NO-LOCAL	DMS 200	HOST OPR SVC ONLY
# DMS ½ is a DMS 100/200.					
@ HOST refers to the DMS TOPS HOST OPERATOR feature.					

12.4 Appendix D

12.4.1 End-user Letter Of Authorization

END-USER LETTER OF AUTHORIZATION

Date: _____

TO: BellSouth Local Carrier Services Center

Please provide the BellSouth Customer Service Record for the following end-user's account:

Customer Name: _____

Main Account Telephone Number: _____

FROM: CLEC Company: _____

CLEC Contact: _____

Contact's Telephone Number: _____

Fax Number: _____

Address: _____

12.5 Appendix E

12.5.1 Competitive Local Exchange Carrier Information For BellSouth Advertising & Publishing Corp. (BAPCO) Customer Guide Pages

Competitive Local Exchange Carrier Information for BellSouth Advertising & Publishing Corp. (BAPCO) Customer Guide Pages

CLEC Information

CLEC Name as it should Appear in Customer Guide Pages: _____

Directory Name to contain CLEC Information: _____

CLEC Contact Coordinating General Customer Guide Pages: _____

Telephone Number: _____ Fax Number: _____

General Customer Guide Pages Listing Information

CLEC Service Numbers

Establishing or Changing Service	Residential Service	() - -
	Business Service	() - -
Repair Service	Residential Service	() - -
	Business Service	() - -
Billing Information	Residential Service	() - -
	Business Service	() - -

CLEC Specific Customer Guide Pages Purchased

Number of CLEC Specific Customer Guide Pages Purchased: 0 2 4 6

CLEC Specific Pages Contact Person, if Different from Above:

Name: _____ Telephone Number () - -

Enclosures: Refer to Customer Guide Information and Specifications for Required Information & Media (Please check appropriate box(es))

Diskette Camera Ready Logo

BAPCO Mailing Address for Customer Guide Information

Rook Barretto
Director - LEC Interface
59 Executive Park South
Room 270
Atlanta, Georgia 30329

Telephone 404-982-7105
Facsimile 404-982-6907

12.6 BellSouth Policies

12.6.1 Guidelines For CLECs Acting As Agents

In layman's terms, an agency agreement allows the agent to act on the end-user's behalf to order, change, or discontinue service, or obtain account information for that end-user. The end-user remains BellSouth Telecommunications' customer of record and is financially responsible for all actions of the agent done in the name of the end-user. The agency agreement is a written legal document that must be signed by the end-user and provided to BellSouth when the agent orders, changes, or discontinues service in the name of the end-user.

If a CLEC comes to BellSouth with an agency agreement for an end-user, it will be directed to the VMC (vendor marketing center) in the particular state. The CLEC acting as an agent will be treated in the same manner as any other agent. The services ordered, changed, or disconnected will be done with the end-user as the customer of record. The end-user will continue to be managed by its regular BellSouth Account Team. Orders from a CLEC acting as an agent for an end-user will not be handled by Interconnection Services unless the end-user's account is already handled by Interconnection Services. The CLEC acting as an agent is not reselling BellSouth services or purchasing Unbundled Network Elements (UNEs).

12.6.2 CLEC Collection Policy

12.6.2.1 General Information

CLEC bills from BellSouth are due when rendered and are considered past due if payment of account is not received by the bill day in the month after the original bill day. If any portion of the payment is received after the due date or if any portion of the payment is received in funds not immediately available to BellSouth Telecommunications, then a late payment charge will be due to BellSouth¹.

12.6.2.2 Policy For Billed Local Services

12.6.2.2.1 Payment Due Date

The CLEC is responsible for full payment of all BST services billed monthly prior to the next billing date. A late payment charge on any unpaid balance will be applied according to each state's tariff (Tariff reference—GSST A2.4.3). A charge according to the terms of each state's tariff (Tariff reference—GSST A2.4.3) will apply whenever a check or draft for payment is not accepted by the institution on which it is written.

¹ There are no late payment charges applied for non-payment in the state of Tennessee.

12.6.2.2 Refusal For Additional Service

If payment of account is not received by the bill day in the month after the original bill day, BellSouth may provide written notice to the CLEC, that additional applications for service will be refused and that any pending orders for service will not be completed if payment is not received by the fifteenth day following the date of the notice. In addition BellSouth may, at the same time, give thirty days notice to the person designated by the CLEC to receive notices of noncompliance, and discontinue the provision of existing services to the CLEC at any time thereafter

12.6.3 CLEC Billing Dispute Policy

12.6.3.1 General

A billing dispute results when a CLEC submits a claim that supports its belief that an error condition exists on a bill. The CLEC is required to submit the billing dispute in writing to the appropriate service center to begin this process. Should a CLEC's end-user submit a dispute to BellSouth, the CLEC's end-user will be referred to the serving CLEC.

12.6.3.2 Local Services

12.6.3.2.1 Reason For Billing Dispute Adjustments

There may be several reasons for disputing a claim. Typical claims include:

- Service connected in error (e.g, features were not ordered, but the CLEC was billed)
- Service not installed (e.g., blocks omitted from order from the CLEC's LSR)
- Service billed at incorrect rate (e.g., discount not applied to the CLEC's bill)

12.6.3.2.2 Resolution Of Dispute

Generally, the disputes are resolved within 30 business days from receipt of the claim and the CLEC is notified of the resolution.

12.6.3.2.3 Dispute Resolution Follow-Through

If it is determined that an adjustment to the CLEC's bill needs to be made, typically the adjustment will appear on the following bill period after resolution. When an adjustment is made three days or less before the close of the billing period, the credit/debit may not appear on the next CLEC bill. However, the credit/debit should appear no later than the second bill period after the adjustment.

12.6.3.2.4 Late Payment Charge (LPC)

Regardless of the outcome of the dispute claim, a CLEC is responsible for full payment of all services billed monthly prior to the next billing date. A late payment charge according to the terms of each state's General Subscriber Service tariff¹ will be applied to the CLEC's bill when the previous month's bill has not been paid in full prior to the next billing date. If an adjustment is made, any late payment charge billed on the disputed amount will also be adjusted. If an adjustment is not made, the CLEC will be liable for all late payment charges.

12.6.4 Transfer Of Service Policy

12.6.4.1 Non-Contracted Services

Month-to-month services

Service previously furnished to the end-user by BellSouth may be assumed by a Reseller without financial obligation. A final bill will be rendered to the end-user. Appropriate service charges for changes to customer records will apply.

12.6.4.2 Contracted Tariff Services

Variable Term Plan, Contracted Term Special Assemblies, Tiered Plans, Contract Service Arrangements (CSAs), and Volume and Term Arrangements:

- Service previously furnished to the end-user by BellSouth may be assumed by a Reseller according to State Regulatory rulings.
- BellSouth will render a final bill to the end-user.
- The end-user is liable for any unpaid balances.
- All future bills for service from the date of conversion will be rendered to the Reseller.
- Regulations in the retail tariff concerning transfer of service will apply.
- Transfer of service charges will not be subject to the resale discount.
- Termination liabilities will not apply if the Reseller agrees to assume all terms and conditions of the end-user's contract and signs an Assumption Agreement.

Example 1 Assumptions and Policy

Example	Assumptions	Policy
1	<ul style="list-style-type: none"> • BellSouth End-user A has an existing contracted service with BellSouth (i.e., Variable Term Plan, Tiered Plan, Contract Service Arrangement, Contracted Term Special Assembly). • BellSouth End-user A wants to transfer service to Reseller X at the same location(s). • Reseller X has an existing contract for resale with BellSouth and is certified to provide local service by the appropriate state regulatory body. • Reseller X is willing to assume BellSouth End-user A's contract under the same terms and conditions agreed to by BellSouth End-user A. • Reseller X agrees to sign an Assumption Agreement. 	<ul style="list-style-type: none"> • BellSouth renders a final bill to End-user A. • Reseller X is assigned BellSouth End-user's A contract under the same terms and conditions contracted for by End-user A. • A transfer of service charge applies to End-user A as stated in the appropriate retail service tariff (General Subscriber Service or Private Line). • Reseller X assumes the contract for its remaining term and is now the Customer of Record. • There is no termination liability applied at time of assignment, but Reseller X assumes termination liability along with all other terms and conditions. • End-user A is now Reseller X's customer. End-user A is liable for any unpaid balances. • Collection procedures, if necessary, will be initiated against End-user A. • The monthly rate paid (i.e., resale rate) by Reseller X will vary by state by type of contract. For example, the resale discount will apply in all cases to services contracted from the retail services tariffs but may not apply to Contract Service Arrangements depending on the state.
<p>Note: If another Reseller (Y) agrees to assume a contract that has already been assigned to Reseller X, the same procedures stated above apply to Reseller (Y). The contract is reassigned to Reseller Y for its remaining term.</p>		

Example 2 Assumptions and Policy

Example	Assumptions	Policy
2	<ul style="list-style-type: none"> • BellSouth End-user A has an existing contracted service with BellSouth (i.e., Variable Term Plan, Tiered Plan, Contract Service Arrangement, Contracted Term Special Assembly). • End-user A wants to transfer service to Reseller X at the same location(s). • Reseller X is not willing to assume End-user A's contract under the same terms and conditions agreed to by End-user A. 	<ul style="list-style-type: none"> • BellSouth renders a final bill to End-user A. • Reseller X signs a new contract for the same service, chooses a month to month option or purchases new service. • Transfer of service charges do not apply. • Termination liability charges are applied on End-user A's final bill. • End-user A is liable for any unpaid balances. • Collection procedures, if necessary, will be initiated against End-user A.

12.7 Glossary

ACAC	Access Customer Advocacy Center
ACNA	Access Customer Name Abbreviation
ADUF	Access Daily Usage File
AIN	Advanced Intelligent Network
ALBR	Additional Labor
AMA	Automatic Message Accounting
ANI	Automatic Number Identification
ASOG	Access Service Ordering Guidelines
ASR	Access Service Request
ATC	Access Tandem Carrier
ATDS	Access Ten-Digit Screening
BAPCO	BellSouth Advertising And Publishing Corporation
BFR	Bona Fide Request
BLDG	Building
BPSN	BellSouth Public Switched Network
BRI	Basic Rate Interface
BST	BellSouth Telecommunications
BSWC	BellSouth Serving Wire Center
CABS	Carrier Access Billing System
CARE	Customer Account Record Exchange
CBOS	CABS Billing Output Specifications
CC	Company Code
CCM	Circuit Capacity Management
CDS	Connectionless Data Service

CIC	Carrier Identification Code
CLEC	Competitive Local Exchange Carrier
CLLI	Common Language Location Identification
CLUB	Customized Large User Bill
CMC	Cellular Mobile Carrier
CNA	Customer Name and Address
CNAM	Calling Name Database Service
CO	Central Office
COCOT	Customer-Owned Coin-Operated Telephone
COWG	Central Office Work Group
CPE	Customer Premises Equipment
CPM	Common Presentation Manager
CPG	Circuit Provisioning Group
CRIS	Customer Records Information System
CSA	Contract Service Arrangements
CSM	Customer Support Manager
CSR	Customer Service Record
DA	Directory Assistance
DAAS	Directory Assistance Access Service
DAB	Diskette Analyzer Bill
DACC	Directory Assistance Call Completion
DADAS	Direct Access to Directory Assistance Service
DADS	Directory Assistance Database Service
DBAC	Database Administration Center
DCSC	Data Customer Support Center
EASC	Equal Access Service Center
EBS	Enhanced Billing Services
EDI	Electronic Data Interchange

EGA	External Gateway Access
EIS	Expanded Interconnection Service
EMAIL	Electronic Mail
EO	End Office
ESF	Extended Super Frame
EU	End-user Form
FGD	Feature Group D
FOC	Firm Order Confirmation
FPOI	Facility Point of Interconnection
ICO	Independent Telephone Company
ICONS	Independent Company Number Services
ICSC	Interexchange Customer Carrier Center
IG	Implementation Guide
INAC	Interconnection Network Access Coordinator
INP	Interim Number Portability
INSAC	Integrated Surveillance and Administration Center
IPOC	Initial Point of Contact
ISDN	Integrated Digital Services Network
ISOC	Interconnection Services Operations Center
IXC	Interexchange Carrier
LAN	Local Area Network
LCON	Local Contact
LCSC	Local Carrier Service Center
LEC	Local Exchange Company
LENS	Local Exchange Navigation System
LEO	Local Exchange Ordering System

LERG	Local Exchange Routing Guide
LIDB	Line Information Database
LOA	Letter of Agreement
LOCBAN	Local Billing Account Number
LPC	Late Payment Charges
LS	Loop Service Form
LSINP	Loop Service with Interim Number Portability Form
LSR	Local Service Request Form
LTP	Local Transport
MDF	Main Distribution Frame
MLT	Mechanized Loop Test
MOU	Minutes of Use
MSA	Master Service Arrangement
MSC	Mobile Switching Center
MTCE	Maintenance
NDM	Network Data Mover, now known as CONNECT:direct
NECA	National Exchange Carrier Association
NFAS	Non-Facility Associated Signaling
NRC	Non-Recurring Charge
NSEP	National Security Emergency Preparedness
NTIS	National Technical Information Service
OC&C	Other Charges and Credits
OBF	Ordering and Billing Forum
OCN	Operating Company Number
OPC	Originating Point Codes
OSS	Operational Support Systems
P/SIMS	Products and Services Information Management System

PIC	Primary Interexchange Carrier
PLU	Percent Local Usage
POI	Point of Interconnection
POP	Point of Presence
POTS	Plain Old Telephone Service
PQT	Presale Quality Team
PSC	Public Service Commission
PSP	Pay phone Service Provider
PUC	Public Utilities Commission
PVC	Permanent Virtual Circuits
RBDC	Regional Birmingham Data Center
RC	Recurring Charge
RDN	Refusal Discontinuance Notice
RS	Resale Service Form
RSAG	Regional Street and Address Guide
RT	Remote Terminal
SCP	Signaling Control Point
SCP	Service Control Point
SF	Super Frame
SI	Service Interconnection
SIC	Standard Industry Code
SI/IT	Systems Integration/Interface Team
SOCS	Service Order Completion System
SPEC	Service and Product Enhancement Code
SPOC	Single Point of Contact
SPOI	Signaling Point of Interface
STP	Signal Transfer Point
T&M	Time and Materials

TAFI	Trouble Administration and Facilitation Interface
TAR	County Taxing Area
TCCD	Telecommunications Center for Customers with Disabilities
TCIF	Telecommunications Industry Forum
TOPS	Traffic Operator Position System
TRFTYP	Traffic Type
TSM	Transport Solution Manager
TSP	Telecommunications Service Priority
TTT	Transport Trunk Termination Code
UC	Unbundled Channelization
UCI	Unbundled Channel Interfaces
UDF	Unbundled Dry Fiber
UDL	Unbundled Digital Loop
UIT	Unbundled Interoffice Transport
UIT-D	Unbundled Interoffice Transport – Dedicated
UIT-S	Unbundled Interoffice Transport – Shared
ULS	Unbundled Local Switching
UNE	Unbundled Network Element
UNEC	Unbundled Network Elements Center
UPS	Unbundled Packet Switching
UPS-CDS	Unbundled Packet Switching – Connectionless Data Service
UPS-FR	Unbundled Packet Switching – Frame Relay Service
UPS-SS	Unbundled Packet Switching – Switch to Switch Interface
USL	Unbundled Sub-Loop
USOC	Uniform Service Order Code
UTS	Unbundled Tandem Switching
UTS-SF	Unbundled Tandem Switching – Switching Functionality
UTS-TP	Unbundled Tandem Switching – Trunk Port

UVL	Unbundled Voice Loop
VAN	Value Added Network
VEIS	Virtual Expanded Interconnection Service
WAN	Wide Area Network

EXHIBIT LCSC – 3

The BellSouth Business Rules for Local Ordering

BellSouth[®] Business Rules for Local Ordering – OSS99

**TCIF9 and LSOG4
Network & Carrier Services**

Copyright

March 30, 2001

© BellSouth® Telecommunications

Contents

Subject	Page
Purpose	xli
Purpose	xli
Version Information	xli
1. Introduction	1
1.1 Revision History	1
1.2 Preface	162
1.3 Purpose	163
1.4 Audience	164
1.5 Document Layout	164
1.6 How to Use this Document	167
2. General Local Service Ordering Information	171
2.1 REQTYP - Listing and Description	171
2.2 Types of Activities – Listing and Description	171
2.2.1 Account Level Activities	171
2.2.2 Line Level Activities	172
2.2.3 Feature Level Activities	172
2.2.4 Activities unique to REQTYP J	173
2.2.5 Activities Unique to REQTYP N	173
2.2.6 Hunting Activities	173
2.3 Required, Conditional, Optional (R/C/O)	174
2.4 Partial Migration	174
2.5 Local Service Ordering Forms	174
2.5.1 Standardized OBF Forms	175
2.5.2 BST Customized LSOG 4 forms	176
2.5.3 BellSouth® Proprietary Forms	177
2.6 Manual and Electronic Ordering	177
2.6.1 LCSC Contact Telephone Numbers	177
2.6.2 Electronic Downtime	178
2.7 Flow-Through Ordering Matrix	178
2.7.1 Flow-Through Parameters	179
2.8 Service Request Process Flows and Status Information	179
2.8.1 Clarifications	180
2.8.2 LSR Error Message Table	180
2.8.3 Firm Order Confirmation (FOC)	181
2.8.4 Completion Notifications (CN)	181
2.8.5 Service Request Changes and Cancellations	181
2.8.6 Missed Appointments (MA)	181

2.8.7	Service Jeopardies	182
2.8.8	Due Date	182
2.9	Supporting Documents	182
3.	REQTYP A - Loop Service	185
3.1	Description	185
3.2	REQTYP A Loops	185
3.2.1	Product Listing	185
3.2.1.1	Analog, Voice, Non-Designed Loop	185
3.2.1.2	Analog, Voice, Designed Loop	185
3.2.1.3	Digital, Data, Designed Loop (DS0)	185
3.2.1.4	Digital, Data, Designed Loop (DS1)	186
3.2.1.5	Digital, Designed, Basic Rate ISDN	186
3.2.2	Ordering Forms/Screens	186
3.2.2.1	Completing the LSR and EU Forms/Screens	186
3.2.2.2	Completing the LS Form/Screen	187
3.2.2.3	Completing the DL and DSCR Forms/Screens	188
3.2.3	REQTYP / ACT Combinations	188
3.2.3.1	REQTYP A / ACT N (<i>Designed</i>)	189
3.2.3.2	REQTYP A / ACT N (<i>Non-Designed</i>)	190
3.2.3.3	REQTYP A / ACT C (<i>Designed</i>)	192
3.2.3.4	REQTYP A / ACT C (<i>Non-Designed</i>)	193
3.2.3.5	REQTYP A / ACT D (<i>Designed</i>)	195
3.2.3.6	REQTYP A / ACT D (<i>Non-Designed</i>)	196
3.2.3.7	REQTYP A / ACT T (<i>Designed</i>)	198
3.2.3.8	REQTYP A / ACT T (<i>Non-Designed</i>)	200
3.2.3.9	REQTYP A / ACT V (<i>Designed</i>)	201
3.2.3.10	REQTYP A / ACT V (<i>Non-Designed</i>)	203
3.2.4	LNA Tables for REQTYP A	205
3.2.4.1	Analog, Voice, Non-Designed	206
3.2.4.2	LNA = N	206
3.2.4.3	LNA = C	206
3.2.4.4	LNA = D	207
3.2.4.5	LNA = V	207
3.2.4.6	Analog, Voice, Designed Loop	208
3.2.4.7	LNA = N	208
3.2.4.8	LNA = C	208
3.2.4.9	LNA = D	209
3.2.4.10	LNA = V	209
3.2.4.11	Digital, Data, Designed Loop (DS0)	210
3.2.4.12	LNA = N	210
3.2.4.13	LNA = C	210
3.2.4.14	LNA = D	211
3.2.4.15	LNA = V	211
3.2.4.16	Digital, Data, Designed Loop (DS1)	212

3.2.4.17	LNA = N	212
3.2.4.18	LNA = C	212
3.2.4.19	LNA = D	213
3.2.4.20	LNA = V	213
3.2.4.21	Digital, Designed, Basic Rate ISDN	214
3.2.4.22	LNA = N	214
3.2.4.23	LNA = C	214
3.2.4.24	LNA = D	215
3.2.4.25	LNA = V	215
3.3	DS-1, DS-3 and STS-1 Loops, Local Channels and Interoffice Channels	215
3.3.1	Local Loop Description	216
3.3.2	Local Channel Description	217
3.3.3	Interoffice Channel Description	217
3.3.4	Ordering Forms	218
3.3.4.1	Service Inquiry Form Instructions	219
3.3.4.2	Service Inquiry Form	220
3.3.4.3	Completing the LSR and EU Forms	220
3.3.4.4	Completing the LS Form	221
3.3.5	REQTYP / ACT Combinations	221
3.3.5.1	REQTYP A / ACT N (<i>Channelized</i>)	222
3.3.5.2	REQTYP A / ACT N (<i>Non-Channelized</i>)	223
3.3.5.3	REQTYP A / ACT D (<i>Channelized</i>)	225
3.3.5.4	REQTYP A / ACT D (<i>Non-Channelized</i>)	226
3.3.6	LNA Tables	227
3.3.7	DS-1, DS-3, STS-1 Loops, Local Channels and Interoffice Channels	228
3.3.7.1	LNA = N	228
3.3.7.2	LNA = D	229
3.4	Enhanced Extended Links (EELs)	229
3.4.1	EEL Product Listing	230
3.4.2	Ordering Forms	231
3.4.2.1	Service Inquiry Form Instructions	231
3.4.2.2	Service Inquiry Form	232
3.4.2.3	Completing the LSR and EU Forms	232
3.4.2.4	Completing the LS Form	233
3.4.3	REQTYP / ACT Combinations	234
3.4.3.1	REQTYP A / ACT N	234
3.4.3.2	REQTYP A / ACT C	240
3.4.3.3	REQTYP A / ACT D	242
3.4.3.4	REQTYP A / ACT T	243
3.4.4	REQTYP A / ACT V	245
3.4.5	LNA Tables for EELs	247
3.4.5.1	LNA = N	248
3.4.5.2	LNA = C	251
3.4.5.3	LNA = D	254

3.4.5.4	LNA = V	256
3.5	Network Interface Devices (NIDs)	260
3.5.1	Ordering Forms	260
3.5.1.1	Completing the LSR and EU Forms	261
3.5.1.2	Completing the LS Form	262
3.5.2	REQTYP / ACT Combinations	262
3.5.2.1	REQTYP A / ACT N	263
3.5.3	LNA Tables for NIDs	264
3.5.3.1	LNA = N	265
3.6	Unbundled Copper Loop (UCL)	265
3.6.1	Ordering Forms	266
3.6.1.1	Service Inquiry Form Instructions	266
3.6.1.2	Service Inquiry Form	267
3.6.1.3	Completing the LSR and EU Forms	267
3.6.1.4	Completing the LS Form	268
3.6.1.5	Completing the DL and DSCR Forms	269
3.6.2	REQTYP / ACT Combinations	269
3.6.2.1	REQTYP A / ACT N	269
3.6.2.2	REQTYP A / ACT C	271
3.6.2.3	REQTYP A / ACT D	273
3.6.2.4	REQTYP A / ACT T	274
3.6.2.5	REQTYP A / ACT V	276
3.6.3	LNA Tables for REQTYP A	278
3.6.3.1	LNA = N	278
3.6.3.2	LNA = C	279
3.6.3.3	LNA = D	279
3.6.3.4	LNA = V	280
3.7	Universal Digital Carrier (UDC)	280
3.7.1	Ordering Forms	281
3.7.1.1	Completing the LSR and EU Forms	281
3.7.1.2	Completing the LS Form	282
3.7.1.3	Completing the DL and DSCR Forms	282
3.7.2	REQTYP / ACT Combinations	283
3.7.2.1	REQTYP A / ACT N	283
3.7.3	LNA Tables for Universal Digital Carrier (UDC)	285
3.7.3.1	LNA = N	285
3.8	xDSL Loops	286
3.8.1	Ordering Forms	286
3.8.1.1	Service Inquiry Form Instructions	287
3.8.1.2	SI Process for ADSL and HDSL Loops:	287
3.8.1.3	Service Inquiry Form	287
3.8.1.4	Completing the LSR and EU Forms	287
3.8.1.5	Completing the LS Form	288
3.8.2	REQTYP / ACT Combinations	289

3.8.2.1	REQTYP A / ACT N	289
3.8.2.2	REQTYP A / ACT C	291
3.8.2.3	REQTYP A / ACT D	293
3.8.2.4	REQTYP A / ACT T	294
3.8.2.5	REQTYP A / ACT V	296
3.8.3	LNA Tables for xDSL Loops	298
3.8.3.1	LNA = N	298
3.8.3.2	LNA = C	299
3.8.3.3	LNA = D	299
3.8.3.4	LNA = V	300
3.9	Unbundled (CO Based) Line Share	300
3.9.1	Description	300
3.9.2	Ordering Form	301
3.9.2.1	Completing the LSR and EU Forms/Screens	301
3.9.2.2	Completing the LS Form	302
3.9.3	REQTYP / ACT Combinations	302
3.9.3.1	REQTYP A / ACT N (<i>manual only</i>)	303
3.9.3.2	REQTYP A / ACT C (<i>New Install</i>) <i>electronic only</i>	304
3.9.3.3	REQTYP A / ACT C (<i>Change Activity</i>)	306
3.9.3.4	REQTYP A / ACT D (<i>manual only</i>)	307
3.9.3.5	REQTYP A / ACT V	309
3.9.3.6	REQTYP A / ACT P	310
3.9.3.7	REQTYP A / ACT Q	312
3.9.4	LNA Tables for REQTYP A	313
3.9.4.1	LNA = N	314
3.9.4.2	LNA = C	315
3.9.4.3	LNA = D	316
3.9.4.4	LNA = V	316
4.	REQTYP B - Loop Service with Number Portability	319
4.1	Description	319
4.2	REQTYP B Loops with Number Portability	319
4.2.1	Ordering Forms/Screens	319
4.2.1.1	Completing the LSR and EU Forms/Screens	319
4.2.1.2	Completing the LSNP Form/Screen	320
4.2.1.3	Completing the DL and DSCR Forms/Screens	321
4.2.2	REQTYP / ACT Combinations	321
4.2.2.1	REQTYP B / ACT V (<i>Designed</i>) - INP	322
4.2.2.2	REQTYP B / ACT V (<i>Designed</i>) - LNP	324
4.2.2.3	REQTYP B / ACT V (<i>Non-Designed</i>) - INP	326
4.2.2.4	REQTYP B / ACT V (<i>Non-Designed</i>) - LNP	328
4.2.2.5	REQTYP B / ACT P (<i>Designed</i>) - INP	331
4.2.2.6	REQTYP B / ACT P (<i>Designed</i>) - LNP	332
4.2.2.7	REQTYP B / ACT P (<i>Non-Designed</i>) - INP	335
4.2.2.8	REQTYP B / ACT P (<i>Non-Designed</i>) - LNP	336

4.2.2.9	REQTYP B / ACT Q (<i>Designed</i>) - INP	338
4.2.2.10	REQTYP B / ACT Q (<i>Designed</i>) - LNP	340
4.2.2.11	REQTYP B / ACT Q (<i>Non-Designed</i>) - INP	342
4.2.2.12	REQTYP B / ACT Q (<i>Non-Designed</i>) - LNP	344
4.2.3	LNA Tables for REQTYP B	346
4.2.3.1	Analog, Voice, Non-Designed	347
4.2.3.2	LNA = N w/ <i>INP</i>	347
4.2.3.3	LNA = N w/ <i>LNP</i>	347
4.2.3.4	LNA = V w/ <i>INP</i>	348
4.2.3.5	LNA = V w/ <i>LNP</i>	348
4.2.3.6	Analog, Voice, Designed Loop	349
4.2.3.7	LNA = N w/ <i>INP</i>	349
4.2.3.8	LNA = N w/ <i>LNP</i>	349
4.2.3.9	LNA = V w/ <i>INP</i>	350
4.2.3.10	LNA = V w/ <i>LNP</i>	351
4.2.3.11	Digital, Data, Designed Loop (DS0)	351
4.2.3.12	LNA = N w/ <i>INP</i>	351
4.2.3.13	LNA = V w/ <i>INP</i>	352
4.2.3.14	Digital, Designed, Basic Rate ISDN	352
4.2.3.15	LNA = N w/ <i>INP</i>	352
4.2.3.16	LNA = N w/ <i>LNP</i>	353
4.2.3.17	LNA = V w/ <i>INP</i>	353
4.2.3.18	LNA = V w/ <i>LNP</i>	354
4.3	Unbundled Copper Loop (UCL)	354
4.3.1	Ordering Forms	355
4.3.1.1	Service Inquiry Form Instructions	355
4.3.1.2	Service Inquiry Form	356
4.3.1.3	Completing the LSR and EU Forms	356
4.3.1.4	Completing the LSNP Form	357
4.3.1.5	Completing the DL and DSCR Forms	358
4.3.2	REQTYP / ACT Combinations	358
4.3.2.1	REQTYP B / ACT V - INP	358
4.3.2.2	REQTYP B / ACT V - LNP	360
4.3.2.3	REQTYP B / ACT P - INP	363
4.3.2.4	REQTYP B / ACT P - LNP	365
4.3.2.5	REQTYP B / ACT Q - INP	367
4.3.2.6	REQTYP B / ACT Q - LNP	369
4.3.3	LNA Tables for Unbundled Copper Loop	371
4.3.3.1	LNA = N w / <i>INP</i>	371
4.3.3.2	LNA = N w / <i>LNP</i>	372
4.3.3.3	LNA = D w / <i>INP</i>	372
4.3.3.4	LNA = V w / <i>INP</i>	373
4.3.3.5	LNA = V w / <i>LNP</i>	373
4.4	xDSL Loops	374

4.4.1	Ordering Forms	374
4.4.1.1	Service Inquiry Form Instructions	375
4.4.1.2	SI Process for ADSL and HDSL Loops	375
4.4.1.3	Service Inquiry Form	376
4.4.1.4	Completing the LSR and EU Forms	376
4.4.1.5	Completing the LSNP Form	376
4.4.2	REQTYP / ACT Combinations	377
4.4.2.1	REQTYP B / ACT V - INP	378
4.4.2.2	REQTYP B / ACT V - LNP	380
4.4.2.3	REQTYP B / ACT P - INP	382
4.4.2.4	REQTYP B / ACT P - LNP	384
4.4.2.5	REQTYP B / ACT Q - INP	387
4.4.2.6	REQTYP B / ACT Q - LNP	389
4.4.3	LNA Tables for xDSL Loops	391
4.4.3.1	LNA = N w / <i>INP</i>	391
4.4.3.2	LNA = N w / <i>LNP</i>	392
4.4.3.3	LNA = V w / <i>INP</i>	393
4.4.3.4	LNA = V w / <i>LNP</i>	393
4.4.3.5	LNA = D w / <i>INP</i>	394
5.	REQTYP C - Number Portability	395
5.1	Description	395
5.2	Ordering Forms/Screens	395
5.2.1	Completing the LSR and EU Forms/Screens	396
5.2.2	Completing the NP Form/Screen	396
5.2.3	Completing the DL and DSCR Forms/Screens	397
5.3	REQTYP / ACT Combinations	398
5.3.1	REQTYP C / ACT C - INP	398
5.3.2	REQTYP C / ACT C - LNP	399
5.3.3	REQTYP C / ACT D - INP	401
5.3.4	REQTYP C / ACT V - INP	402
5.3.5	REQTYP C / ACT V - LNP	404
5.3.6	REQTYP C / ACT P - INP	406
5.3.7	REQTYP C / ACT P - LNP	407
5.3.8	REQTYP C / ACT Q - INP	409
5.3.9	REQTYP C / ACT Q - LNP	410
5.4	LNA Tables for REQTYP C	412
5.4.1	LNA = C w/ <i>INP</i>	412
5.4.2	LNA = C w/ <i>LNP</i>	413
5.4.3	LNA = D w/ <i>LNP</i>	413
5.4.4	LNA = V w/ <i>INP</i>	414
5.4.5	LNA = V w/ <i>LNP</i>	414
6.	REQTYP E - Resale	415
6.1	Description	415
6.2	Types of Resale Products / Services	415

6.3	REQTYP E - Non-Complex Resale Service	423
6.3.1	Ordering Forms/Screens	423
6.3.1.1	Completing the LSR and EU Forms/Screens	424
6.3.1.2	Completing the RS Form/Screen	425
6.3.1.3	Completing the DL and DSCR Forms/Screens	426
6.3.1.4	Completing the HUNTING Section on the LSR-HGI Form/Screen	426
6.3.2	REQTYP / ACT Combinations	426
6.3.2.1	REQTYP E / ACT N	427
6.3.2.2	REQTYP E / ACT C	428
6.3.2.3	REQTYP E / ACT D	429
6.3.2.4	REQTYP E / ACT T	431
6.3.2.5	REQTYP E / ACT V	433
6.3.2.6	REQTYP E / ACT S	435
6.3.2.7	REQTYP E / ACT B	436
6.3.2.8	REQTYP E / ACT W	437
6.3.2.9	REQTYP E / ACT L	438
6.3.2.10	REQTYP E / ACT Y	439
6.3.2.11	REQTYP E / ACT P	440
6.3.2.12	REQTYP E / ACT Q	442
6.3.3	LNA Tables for REQTYP E: Non-Complex Resale Service	444
6.3.3.1	LNA = N	444
6.3.3.2	LNA = C	445
6.3.3.3	LNA = D	446
6.3.3.4	LNA = G	446
6.3.3.5	LNA = X	447
6.3.3.6	LNA = V	448
6.3.3.7	LNA = W	448
6.3.3.8	LNA = P	449
6.3.3.9	LNA = L	449
6.3.3.10	LNA = B	450
6.4	REQTYP E - PBX Resale Service	450
6.4.1	Description	450
6.4.2	Ordering Forms/Screens	451
6.4.2.1	Completing the LSR and EU Forms/Screens	451
6.4.2.2	Completing the RS Form/Screen	452
6.4.2.3	Completing the DL and DSCR Forms/Screens	453
6.4.2.4	Completing the HUNTING Section on the LSR-HGI Form/Screen	453
6.4.3	REQTYP / ACT Combinations	453
6.4.3.1	REQTYP E / ACT N	454
6.4.3.2	REQTYP E / ACT C	455
6.4.3.3	REQTYP E / ACT D	456
6.4.3.4	REQTYP E / ACT T	458
6.4.3.5	REQTYP E / ACT V	460
6.4.3.6	REQTYP E / ACT W	461

6.4.3.7	REQTYP E / ACT P	463
6.4.3.8	REQTYP E / ACT Q	465
6.4.4	LNA Tables for REQTYP E: PBX Resale Service	466
6.4.4.1	LNA = N	467
6.4.4.2	LNA = C	468
6.4.4.3	LNA = D	469
6.4.4.4	LNA = G	469
6.4.4.5	LNA = X	470
6.4.4.6	LNA = V	471
6.4.4.7	LNA = W	472
6.4.4.8	LNA = P	472
6.4.4.9	LNA = L	473
6.4.4.10	LNA = B	474
6.5	REQTYP E - ISDN-BRI Resale Service	474
6.5.1	Description	474
6.5.2	Ordering Forms/Screens	474
6.5.2.1	Completing the LSR and EU Forms/Screens	475
6.5.2.2	Completing the RS Form/Screen	476
6.5.2.3	Completing the DL and DSCR Forms/Screens	477
6.5.2.4	Completing the HUNTING Section on the LSR-HGI Form/Screen	477
6.5.3	REQTYP / ACT Combinations	477
6.5.3.1	REQTYP E / ACT N	477
6.5.3.2	REQTYP E / ACT C	479
6.5.3.3	REQTYP E / ACT D	480
6.5.3.4	REQTYP E / ACT T	482
6.5.3.5	REQTYP E / ACT V	484
6.5.3.6	REQTYP E / ACT W	486
6.5.3.7	REQTYP E / ACT P	488
6.5.3.8	REQTYP E / ACT Q	490
6.5.4	LNA Tables for REQTYP E: ISDN-BRI Resale Service	491
6.5.4.1	LNA = N	492
6.5.4.2	LNA = C	492
6.5.4.3	LNA = D	493
6.5.4.4	LNA = X	494
6.5.4.5	LNA = V	495
6.5.4.6	LNA = W	495
6.5.4.7	LNA = P	496
6.5.4.8	BellSouth® Basic Rate ISDN-BRI (Resale) Manual Ordering Form	497
6.5.4.9	BellSouth® Basic Rate ISDN-BRI (Resale) Manual Ordering Instructions	500
6.6	REQTYP E - Hunting	502
6.6.1	Description	502
6.6.2	Hunting Group Activities	503
6.6.3	Hunting Line Activities by Hunting Group Activity	504
6.6.4	HA Tables for Hunting	504

6.6.4.1	HA = N	505
6.6.4.2	HA = E	505
6.6.4.3	HA = C	506
6.6.4.4	HA = D	506
7.	REQTYP F - Port Service	507
7.1	Description	507
7.2	Ordering Forms/Screens	507
7.2.1	Completing the LSR and EU Forms/Screens	507
7.2.2	Completing the PS Form/Screen	508
7.2.3	Completing the DL and DSCR Forms/Screens	509
7.2.4	Completing the Hunting Section on the LSR Form/Screen	509
7.3	REQTYP / ACT Combinations	509
7.3.1	REQTYP F / ACT N	510
7.3.2	REQTYP F / ACT C	511
7.3.3	REQTYP F / ACT D	513
7.3.4	REQTYP F / ACT V	514
7.3.5	REQTYP F / ACT S	516
7.3.6	REQTYP F / ACT B	518
7.3.7	REQTYP F / ACT L	519
7.3.8	REQTYP F / ACT Y	520
7.3.9	REQTYP F / ACT P	521
7.3.10	REQTYP F / ACT Q	523
7.4	LNA Tables for REQTYP F	524
7.4.1	LNA = N	525
7.4.2	LNA = N	525
7.4.3	LNA = C	526
7.4.4	LNA = C	526
7.4.5	LNA = D	527
7.4.6	LNA = G	527
7.4.7	LNA = R	528
7.4.8	LNA = X	528
7.4.9	LNA = V	529
7.4.10	LNA = V	530
7.4.11	LNA = P	530
7.4.12	LNA = P	531
7.4.13	LNA = L	531
7.4.14	LNA = B	531
7.5	REQTYP F - Port Service (PBX Stand Alone Port)	532
7.5.1	Description	532
7.5.2	Ordering Forms/Screens	532
7.5.2.1	Completing the LSR and EU Forms/Screens	533
7.5.2.2	Completing the PS Form/Screen	534
7.5.2.3	Completing the DL and DSCR Forms/Screens	534
7.5.2.4	Completing the Hunting Section on the LSR Form/Screen	534

7.5.3	REQTYP / ACT Combinations	535
7.5.3.1	REQTYP F / ACT N	535
7.5.3.2	REQTYP F / ACT C	537
7.5.3.3	REQTYP F / ACT D	538
7.5.4	LNA Tables for REQTYP F (PBX Stand Alone Port)	540
7.5.4.1	LNA = N (PBX Stand Alone Port)	540
7.5.4.2	LNA = N	541
7.5.4.3	LNA = C (PBX Stand Alone Port)	541
7.5.4.4	LNA = C	542
7.5.4.5	LNA = D (PBX Stand Alone Port)	542
7.5.4.6	LNA = X (PBX Stand Alone Port)	543
7.5.4.7	LNA = P (PBX Stand Alone Port)	543
7.5.4.8	LNA = P	544
7.6	REQTYP F- Hunting	544
7.6.1	Description	544
7.6.2	Hunting Group Activities	545
7.6.3	Hunting Line Activities by Hunting Group Activity	545
7.6.4	HA Tables for REQTYP F	546
7.6.4.1	HA = N	546
7.6.4.2	HA = E	547
7.6.4.3	HA = C	547
7.6.4.4	HA = D	548
8.	REQTYP J - Directory Listing	549
8.1	Description	549
8.2	Ordering Forms/Screens	549
8.2.1	Completing the LSR and EU Forms/Screens	549
8.2.2	Completing the DL and DSCR Forms/Screens	550
8.2.3	The LACT and DACT fields for Directory Listings	550
8.3	REQTYP / ACT Combinations	551
8.3.1	REQTYP J / ACT N	551
8.3.2	REQTYP J / ACT D	552
8.3.3	REQTYP J / ACT R	554
8.4	LACT Tables for REQTYP J	555
8.4.1	LACT = N	555
8.4.2	LACT = D	558
8.4.3	LACT = I	559
8.4.4	LACT = O	561
8.4.5	LACT = Z	562
8.5	DACT Tables for REQTYP J	563
8.5.1	DACT = N	563
8.5.2	DACT = D	564
8.5.3	DACT = I	564
8.5.4	DACT = O	565
9.	Introduction	567

9.1	Version Control/History	567
10.	REQTYP M - Unbundled Network Element Switched Combinations	569
10.1	Description	569
10.2	Switched Combo BUS/RES [UNE P BUS/RES]	569
10.2.1	Ordering Forms/Screens	569
10.2.1.1	Completing the LSR and EU Forms/Screens	570
10.2.1.2	Completing the PS Form/Screen	570
10.2.1.3	Completing the DL and DSCR Forms/Screens	571
10.2.1.4	Completing the Hunting Section on the LSR Form/Screen	572
10.2.2	REQTYP / ACT Combinations	572
10.2.2.1	REQTYP M / ACT N	572
10.2.2.2	REQTYP M / ACT C	574
10.2.2.3	REQTYP M / ACT D	575
10.2.2.4	REQTYP M / ACT V	577
10.2.2.5	REQTYP M / ACT T	579
10.2.2.6	REQTYP M / ACT S	581
10.2.2.7	REQTYP M / ACT B	582
10.2.2.8	REQTYP M / ACT W	583
10.2.2.9	REQTYP M / ACT L	585
10.2.2.10	REQTYP M / ACT Y	586
10.2.2.11	REQTYP M / ACT P	587
10.2.2.12	REQTYP M / ACT Q	588
10.2.3	LNA Tables for REQTYP M	590
10.2.3.1	LNA = N	591
10.2.3.2	LNA = C	591
10.2.3.3	LNA = D	592
10.2.3.4	LNA = G	592
10.2.3.5	LNA = X	593
10.2.3.6	LNA = V	594
10.2.3.7	LNA = P	595
10.2.3.8	LNA = L	595
10.2.3.9	LNA = B	596
10.2.3.10	LNA = W	596
10.2.4	LNA Tables for UNE P- PBX	596
10.2.4.1	LNA = N	597
10.2.4.2	LNA = C	597
10.2.4.3	LNA = D	598
10.2.4.4	LNA = X	598
10.2.4.5	LNA = V	599
10.2.4.6	LNA = P	599
10.2.4.7	LNA = S	600
10.2.4.8	LNA = W	600
10.3	REQTYP M (PBX UNE Combo)	601
10.3.1	Description	601

10.3.1.1	REQTYP M - PBX UNE Combo (2-wire Voice Grade Port and Voice Grade Loop Combination)	601
10.3.2	REQTYP M – PBX UNE Combo (2-wire Voice Grade Port and Voice Grade Loop Combination)	602
10.3.2.1	Ordering Forms/Screens	602
10.3.2.2	Completing the LSR and EU Forms/Screens	602
10.3.2.3	Completing the PS Form/Screen	603
10.3.2.4	Completing the DL and DSCR Forms/Screens	604
10.3.2.5	Completing the HUNTING Section on the LSR-HGI Form/Screen	604
10.4	REQTYP M – PBX UNE Combo (2-wire Voice Grade Port and Voice Grade Loop Combination)	604
10.4.1	Ordering Forms/Screens	604
10.4.1.1	Completing the LSR and EU Forms/Screens	605
10.4.1.2	Completing the PS Form/Screen	605
10.4.1.3	Completing the DL and DSCR Forms/Screens	606
10.4.1.4	Completing the HUNTING Section on the LSR-HGI Form/Screen	606
10.4.2	REQTYP / ACT Combinations	606
10.4.2.1	REQTYP M - PBX UNE Combo / ACT N	607
10.4.2.2	REQTYP M - PBX UNE Combo / ACT C	608
10.4.2.3	REQTYP M - PBX UNE Combo / ACT D	610
10.4.2.4	REQTYP M - PBX UNE Combo / ACT V	611
10.4.3	Proprietary Form Instructions	613
10.4.4	Proprietary Form	613
10.4.5	LNA Tables for REQTYP M: (PBX UNE Combo)	613
10.4.5.1	LNA = N	614
10.4.5.2	LNA = C	614
10.4.5.3	LNA = D	615
10.4.5.4	LNA = V	615
10.5	4-Wire ISDN-Primary Rate (PRI) Digital Loop and Port Combination	616
10.5.1	Ordering Forms	616
10.5.1.1	Completing the LSR and EU Forms	617
10.5.1.2	Completing the DL and DSCR Forms	618
10.5.2	REQTYP / ACT Combinations	618
10.5.2.1	REQTYP M / ACT C	618
10.5.2.2	REQTYP M / ACT D	620
10.5.2.3	REQTYP M / ACT V	621
10.5.3	Proprietary Form Instructions	623
10.5.4	Proprietary Form	623
10.6	2-Wire ISDN Basic Rate-BRI Digital Port / Loop UNE Combination	623
10.6.1	Description	623
10.6.2	Ordering Forms	623
10.6.3	Completing the LSR , EU, Port Service Forms	624
10.6.4	Completing the DL and DSCR Forms	625
10.6.5	REQTYP / ACT/LNA Combinations: REQTYP M (ISDN-BRI UNE Combo)	625

10.6.5.1	REQTYP M / ACT N / LNA N	625
10.6.5.2	REQTYP M / ACT C/ LNA C	628
10.6.5.3	REQTYP M / ACT D / LNA D	630
10.6.5.4	REQTYP M / ACT V / LNA V	632
10.6.6	ISDN-BRI UNE Combo Form/Instructions	636
10.7	2-Wire Direct Inward Dial (DID) Trunk Port and Voice Grade Loop Combination . .	638
10.7.1	Description	638
10.7.2	Ordering Forms	638
10.7.2.1	Completing the LSR and EU Forms	638
10.7.2.2	Completing the DL and DSCR Forms	639
10.7.3	REQTYP / ACT Combinations: REQTYP M (DID UNE Combo	639
10.7.3.1	REQTYP M / ACT N	640
10.7.3.2	REQTYP M / ACT C	641
10.7.3.3	REQTYP M / ACT D	643
10.7.3.4	REQTYP M / ACT V	644
10.7.4	DID UNE Combo Form/Instructions	647
10.7.5	LNA Tables for REQTYP M: 2-wire DID UNE Combo	649
10.7.5.1	LNA = N	649
10.7.5.2	LNA = C	650
10.7.5.3	LNA = D	651
10.7.5.4	LNA = V	651
10.8	Digital Direct Intergration Terminationl Service (DDITS) - DS1	653
10.8.1	DDITS-DS1 / 4 WIRW UNBUNDLED SWITCHED UNE COMBINATION	653
10.8.2	DDITS–DS1 Form/Instructions	653
10.9	Digital Direct Intergration Terminationl Service (DDITS) - Trunk Service	655
10.9.1	Description	655
10.9.2	Ordering Forms	655
10.9.2.1	Completing the LSR and EU Forms	655
10.9.2.2	Completing the DL and DSCR Forms	656
10.9.3	REQTYP / ACT Combinations: REQTYP M (DDITS UNE COMBO)	656
10.9.3.1	REQTYP M / ACT N	657
10.9.3.2	REQTYP M / ACT C	658
10.9.3.3	REQTYP M / ACT D	660
10.9.3.4	REQTYP M / ACT V	662
10.9.4	DDITS UNE Combos Form/Instructions	665
11.	REQTYP N - DID Resale Service	667
11.1	Description	667
11.1.1	1. TYPE OF START DIAL SIGNAL:	668
11.1.2	2. OTHER OPTIONAL TYPES OF SIGNALING:	668
11.2	Ordering Forms/Screens	668
11.2.1	Completing the LSR and EU Forms/Screens	669
11.2.2	DID Trunk Activities (DTKACT)	669
11.2.3	Completing the DRS	670
11.2.4	Completing the DL and DSCR Forms/Screens	670

11.3	REQTYP / ACT Combinations	670
11.3.1	REQTYP N / ACT N	671
11.3.2	REQTYP N / ACT C	672
11.3.3	REQTYP N / ACT D	674
11.3.4	REQTYP N / ACT T	675
11.3.5	REQTYP N / ACT V	677
11.3.6	REQTYP N / ACT W	679
11.3.7	REQTYP N / ACT P	681
11.3.8	REQTYP N / ACT Q	682
11.4	DTKACT Tables for REQTYP N	684
11.4.1	DTKACT = N	684
11.4.2	DTKACT = C	685
11.4.3	DTKACT = V	685
11.4.4	DTKACT = W	686
12.	Wiring Non-Basic Inside and Outside	687
12.1	Wiring Non-Basic Inside and Outside	687
12.1.1	Ordering Forms	687
12.1.1.1	Completing the LSR and EU Forms	687
12.1.1.2	Completing the RS, PS Forms	688
12.1.2	REQTYP / ACT Combinations	688
12.1.2.1	REQTYP E, P, M/ ACT C	689
12.1.3	LNA Tables for Resale Service (RS), Port Service (PS)	690
12.1.3.1	LNA = C	691
13.	Complex Products	695
13.1	Introduction	695
13.2	Products Included	695
13.3	Types of Complex Products / Services	696
14.	BellSouth® AccuPulse®	703
14.1	Description	703
14.2	Ordering Information	703
14.2.1	Completing the LSR and EU Forms	703
14.3	REQTYP / ACT Combinations for REQTYP E: BellSouth Accupulse	704
14.3.1	REQTYP E / ACT N	704
14.3.2	REQTYP E / ACT C	706
14.3.3	REQTYP E / ACT D	707
14.3.4	REQTYP E / ACT T	709
14.3.5	REQTYP E / ACT V	711
14.3.6	REQTYP E / ACT W	712
14.4	The BellSouth® AccuPulse® Instructions and Forms	714
15.	BellSouth Asynchronous Transfer Mode (ATM) Technology	717
15.1	Description	717
15.2	Ordering Information	717
15.2.1	Completing the LSR and EU Forms	717

15.3	REQTYP / ACT Combinations for REQTYP E: BellSouth Asynchronous Transfer Mode (ATM) Technology	718
15.3.1	REQTYP E / ACT N	719
15.3.2	REQTYP E / ACT C	720
15.3.3	REQTYP E / ACT D	722
15.3.4	REQTYP E / ACT V	723
15.3.5	REQTYP E / ACT W	725
15.4	The BellSouth Frame Relay / CDS / ATM - Fast Packet Services Instructions and Forms	727
16.	BellSouth Frame Relay / CDS / ATM-Fast Packet Services	731
16.1	Description	731
16.2	Ordering Information	731
16.2.1	Completing the LSR and EU Forms	732
16.3	REQTYP / ACT Combinations for REQTYP E: BellSouth Frame Relay / CDS / BBEL - Fast Packet Services	733
16.3.1	REQTYP E / ACT N	733
16.3.2	REQTYP E / ACT C	735
16.3.3	REQTYP E / ACT D	736
16.3.4	REQTYP E / ACT V	738
16.3.5	REQTYP E / ACT W	740
16.4	The BellSouth Frame Relay / CDS / ATM - Fast Packet Services Instructions and Forms	742
17.	BellSouth® MegaLink® Service	745
17.1	Description	745
17.2	Ordering Information	745
17.2.1	Completing the LSR and EU Forms	745
17.3	REQTYP / ACT Combinations for REQTYP E: BellSouth® MegaLink® Service	746
17.3.1	REQTYP E / ACT N	747
17.3.2	REQTYP E / ACT C	748
17.3.3	REQTYP E / ACT D	750
17.3.4	REQTYP E / ACT T	751
17.3.5	REQTYP E / ACT V	753
17.3.6	REQTYP E / ACT W	754
17.3.7	REQTYP E / ACT P	756
17.3.8	REQTYP E / ACT Q	758
17.4	The BellSouth® MegaLink® Service Instructions and Forms	759
18.	The BellSouth® MegaLink® Channel Services (Channelized T1)	765
18.1	Description	765
18.2	Ordering Information	765
18.2.1	Completing the LSR and EU Forms	765
18.3	REQTYP / ACT Combinations for REQTYP E: BellSouth® MegaLink® Channel Services (Channelized T1)	766
18.3.1	REQTYP E / ACT N	766

18.3.2	REQTYP E / ACT C	768
18.3.3	REQTYP E / ACT D	770
18.3.4	REQTYP E / ACT T	771
18.3.5	REQTYP E / ACT V	773
18.3.6	REQTYP E / ACT W	774
18.3.7	REQTYP E / ACT P	776
18.3.8	REQTYP E / ACT Q	778
18.4	The BellSouth® MegaLink® Channel Services (Channelized T1) Instructions and Forms	780
19.	BellSouth Native Mode LAN Interconnection (NMLI)	783
19.1	Description	783
19.2	Ordering Information	783
19.2.1	Completing the LSR and EU Forms	783
19.3	REQTYP / ACT Combinations for REQTYP E: BellSouth Native Mode LAN Interconnection (NMLI)	784
19.3.1	REQTYP E / ACT N	784
19.3.2	REQTYP E / ACT C	786
19.3.3	REQTYP E / ACT D	788
19.3.4	REQTYP E / ACT V	789
19.3.5	REQTYP E / ACT W	791
19.4	The BellSouth® Native Mode LAN Interconnection (NMLI) Instructions and Forms	793
20.	BellSouth Primary Rate ISDN-PRI	795
20.1	Description	795
20.2	Ordering Information	795
20.2.1	Completing the LSR and EU Forms	796
20.3	REQTYP / ACT Combinations for REQTYP E: BellSouth Primary Rate ISDN-PRI	797
20.3.1	REQTYP E / ACT N	797
20.3.2	REQTYP E / ACT C	799
20.3.3	REQTYP E / ACT D	800
20.3.4	REQTYP E / ACT T	802
20.3.5	REQTYP E / ACT V	804
20.3.6	REQTYP E / ACT W	805
20.3.7	REQTYP E / ACT P	807
20.3.8	REQTYP E / ACT Q	809
20.4	BellSouth Primary Rate ISDN-PRI	810
21.	BellSouth® Private Lines Service	817
21.1	Description	817
21.2	Ordering Information	817
21.2.1	Completing the LSR and EU Forms	817
21.3	REQTYP / ACT Combinations for REQTYP E: BellSouth® Private Lines	818
21.3.1	REQTYP E / ACT N	819
21.3.2	REQTYP E / ACT C	820

21.3.3	REQTYP E / ACT D	822
21.3.4	REQTYP E / ACT T	823
21.3.5	REQTYP E / ACT V	825
21.3.6	REQTYP E / ACT W	826
21.4	BellSouth® Private Lines	828
21.4.1	BellSouth® Analog Data Series 2463 Circuit Two-Wire	828
21.4.2	BellSouth® Analog Data Series 2464 Circuit Two-Wire	832
21.4.3	BellSouth® Voice Grade 2230	836
21.4.4	BellSouth® Off Premises Extension	840
22.	BellSouth® SMARTRing® Service	843
22.1	Description	843
22.2	Ordering Information	843
22.2.1	Completing the LSR and EU Forms	844
22.3	REQTYP / ACT Combinations for REQTYP E: SMARTRing® Service	844
22.3.1	REQTYP E / ACT N	845
22.3.2	REQTYP E / ACT C	847
22.3.3	REQTYP E / ACT D	848
22.3.4	REQTYP E / ACT V	850
22.3.5	REQTYP E / ACT W	852
22.4	The BellSouth® SMARTRing® Service Instructions and Forms	853
23.	BellSouth® SynchroNet® Service	857
23.1	Description	857
23.2	Ordering Information	857
23.2.1	Completing the LSR and EU Forms	858
23.3	REQTYP / ACT Combinations for REQTYP E: BellSouth® SynchroNet® Service	858
23.3.1	REQTYP E / ACT N	859
23.3.2	REQTYP E / ACT C	861
23.3.3	REQTYP E / ACT D	862
23.3.4	REQTYP E / ACT T	863
23.3.5	REQTYP E / ACT V	865
23.3.6	REQTYP E / ACT W	867
23.4	BellSouth® SynchroNet® Service	869
23.4.1	BellSouth® SynchroNet® Service Manual Ordering Instructions	869
24.	REQTYP P - Resale Complex: BellSouth® Centrex®, ESSX®, and MultiServ® / MultiServ PLUS®	873
24.1	REQTYP P Overview	873
25.	BellSouth® Centrex® Service	875
25.1	Description	875
25.2	Ordering Information	875
25.2.1	Completing the LSR and EU Forms	876

25.3	Completing the BellSouth® Centrex® Subsequent Ordering form	878
25.4	Completing the DL and DSCR Forms/Screens	879
25.5	REQTYP / ACT Combinations for REQTYP P:	
	BellSouth® Centrex®	880
25.5.1	REQTYP P / ACT N	880
25.5.2	REQTYP P / ACT C	882
25.5.3	REQTYP P / ACT D	883
25.5.4	REQTYP P / ACT T	885
25.5.5	REQTYP P / ACT V	887
25.5.6	REQTYP P / ACT S	889
25.5.7	REQTYP P / ACT B	890
25.5.8	REQTYP P / ACT W	891
25.5.9	REQTYP P / ACT L	893
25.5.10	REQTYP P / ACT P	894
25.5.11	REQTYP P / ACT Q	896
25.6	BellSouth® Centrex	898
26.	ESSX® Service	919
26.1	Description	919
26.2	Ordering Information	919
26.2.1	Completing the LSR and EU Forms	920
26.3	Completing the ESSX® Subsequent Ordering form	921
26.4	Completing the DL and DSCR Forms/Screens	922
26.5	REQTYP / ACT Combinations for REQTYP P:	
	ESSX®	923
26.5.1	REQTYP P / ACT C	923
26.5.2	REQTYP P / ACT D	925
26.5.3	REQTYP P / ACT T	926
26.5.4	REQTYP P / ACT V	928
26.5.5	REQTYP P / ACT S	930
26.5.6	REQTYP P / ACT B	932
26.5.7	REQTYP P / ACT W	933
26.5.8	REQTYP P / ACT L	934
26.5.9	REQTYP P / ACT P	935
26.5.10	REQTYP P / ACT Q	937
26.6	BellSouth® ESSX® Ordering Document	939
27.	MultiServ® / MultiServ PLUS®	959
27.1	Description	959
27.2	Ordering Information	959
27.2.1	Completing the LSR and EU Forms	960
27.3	Completing the MultiServ® / MultiServ PLUS® Ordering form	962
27.4	Completing the DL and DSCR Forms/Screens	963
27.5	REQTYP / ACT Combinations for REQTYP P:	
	BellSouth MultiServ® / MultiServ PLUS®	963
27.5.1	REQTYP P / ACT N	963

27.5.2	REQTYP P / ACT C	965
27.5.3	REQTYP P / ACT D	967
27.5.4	REQTYP P / ACT T	969
27.5.5	REQTYP P / ACT V	970
27.5.6	REQTYP P / ACT S	972
27.5.7	REQTYP P / ACT B	974
27.5.8	REQTYP P / ACT W	975
27.5.9	REQTYP P / ACT L	976
27.5.10	REQTYP P / ACT P	978
27.5.11	REQTYP P / ACT Q	979
27.6	BellSouth® MULTISERV/MULTISERV PLUS ®	982
28.	BellSouth P-Phone	1023
28.1	Description	1023
28.2	Ordering Information	1023
28.3	BellSouth® Electronic Business Set Line Key Sheets (P-Phone)	1025
28.4	BellSouth® Electronic Business Set Additional Module Line-by-Line Instructions	1102
28.5	Miscellaneous Forms	1120
28.5.1	BellSouth® Traffic Study Request Competitive Local Exchange Carrier Order Line-by-Line Document Instructions	1120
29.	Data Element Dictionary	1123
29.1	Introduction	1123
29.2	LSR - Local Service Request	1124
29.2.1	Description	1124
29.2.2	Administrative Section Fields	1124
29.2.2.1	CCNA - Customer Carrier Name Abbreviation	1124
29.2.2.2	PON - Purchase Order Number	1124
29.2.2.3	VER - Version Identification	1125
29.2.2.4	LSR NO. - Local Service Request Number	1126
29.2.2.5	LOCQTY - Location Quantity	1126
29.2.2.6	HTQTY - Hunt Group Quantity	1127
29.2.2.7	AN - Account Number	1127
29.2.2.8	ATN - Account Telephone Number	1128
29.2.2.9	SC - Service Center	1129
29.2.2.10	PG_OF - Page of	1129
29.2.2.11	D/TSENT	1130
29.2.2.12	DSPTCH - Dispatch Required	1131
29.2.2.13	DDD - Desired Due Date	1131
29.2.2.14	APPTIME-DDD - Appointment Time	1133
29.2.2.15	DDDO - Desired Due Date Out	1134
29.2.2.16	APPTIME OUT - Appointment Time (Out)	1135
29.2.2.17	DFDT - Desired Frame Due Time	1135
29.2.2.18	PROJECT - Project Identification	1136
29.2.2.19	CHC - Coordinated Hot Cut	1137
29.2.2.20	REQTYP - Request Type	1138

29.2.2.21	ACT - Activity Type	1139
29.2.2.22	SUP - Supplement	1140
29.2.2.23	EXP - Expedite	1141
29.2.2.24	AFO - Additional Forms	1142
29.2.2.25	RTR - Response Type Requested	1142
29.2.2.26	CC - Company Code	1142
29.2.2.27	NNSP - New Network Service Provider Identification	1143
29.2.2.28	ONSP - Old Network Service Provider Identification	1143
29.2.2.29	AENG - Additional Engineering	1143
29.2.2.30	ALBR - Additional Labor	1144
29.2.2.31	SCA - Special Construction Authorization	1144
29.2.2.32	AGAUTH - Agency Authorization Status	1145
29.2.2.33	DATED - Date of Agency Authorization	1145
29.2.2.34	AUTHNM - Authorization Name	1145
29.2.2.35	PORTTYP - Port Type	1145
29.2.2.36	ACTL - Access Customer Terminal Location	1145
29.2.2.37	AI - Additional Point of Termination Indicator	1146
29.2.2.38	APOT - Additional Point of Termination	1147
29.2.2.39	LST - Local Service Termination	1148
29.2.2.40	LSO - Local Service Office	1148
29.2.2.41	TOS - Type of Service	1149
29.2.2.42	SPEC - Service and Product Enhancement Code	1151
29.2.2.43	NC - Network Channel Code	1152
29.2.2.44	PBT - Pot Bay Type	1153
29.2.2.45	NCI - Network Channel Interface Code	1153
29.2.2.46	CHANNEL - Channel Code	1155
29.2.2.47	SECNCI - Secondary Network Channel Interface Code	1155
29.2.2.48	RPON - Related Purchase Order Number	1156
29.2.2.49	RORD - Related Order Number	1158
29.2.2.50	LSP AUTH - Local Service Provider Authorization	1158
29.2.2.51	LSP AUTH DATE - Local Service Provider Authorization Date	1158
29.2.2.52	LSP AUTH NAME- Local Service Provider Authorization Name	1158
29.2.2.53	LSPAN - LSP's Authorization Number	1158
29.2.2.54	CIC - Carrier Identification Code	1159
29.2.2.55	RESID - Response Identifier	1159
29.2.2.56	CUST - Customer Name	1160
29.2.3	Billing Section Fields	1160
29.2.3.1	BI1 - Billing Account Number Identifier 1	1160
29.2.3.2	BAN1 - Billing Account Number 1	1161
29.2.3.3	BI2 - Billing Account Number Identifier 2	1162
29.2.3.4	BAN2 - Billing Account Number 2	1163
29.2.3.5	ACNA - Access Customer Name Abbreviation	1165
29.2.3.6	EBD - Effective Bill Date	1165
29.2.3.7	CNO - Case Number	1165

29.2.3.8	NRI - Negotiated Rate Indicator	1166
29.2.3.9	BILLNM - Billing Name	1166
29.2.3.10	SBILLNM - Secondary Billing Name	1166
29.2.3.11	TE - Tax Exemption	1166
29.2.3.12	EBP - Extended Billing Plan	1166
29.2.3.13	BILLNM-STREET - Billing Name Street Address	1166
29.2.3.14	BILLNM-FLOOR - Billing Name Floor	1166
29.2.3.15	BILLNM-ROOM - Billing Name Room	1167
29.2.3.16	BILLNM-CITY - Billing Name City	1167
29.2.3.17	BILLNM-STATE - Billing Name State	1167
29.2.3.18	BILLNM-ZIP CODE - Billing Name Zip Code	1167
29.2.3.19	BILLCON - Billing Contact	1167
29.2.3.20	BILLCON-TEL NO. - Billing Contact Telephone Number	1167
29.2.3.21	VTA - Variable Term Agreement	1167
29.2.4	Contact Section Fields	1168
29.2.4.1	INIT - Initiator Identification	1168
29.2.4.2	INIT-TEL NO. - Initiator Telephone Number	1169
29.2.4.3	INIT-EMAIL - Initiator Electronic Mail Address	1170
29.2.4.4	INIT-FAX NO. - Initiator Facsimile Number	1170
29.2.4.5	INIT-STREET - Initiator Street Address	1170
29.2.4.6	INIT-FLOOR - Initiator Floor	1171
29.2.4.7	INIT-ROOM/MAIL STOP - Initiator Room / Mail Stop	1171
29.2.4.8	INIT-CITY - Initiator City	1171
29.2.4.9	INIT-STATE - Initiator State	1171
29.2.4.10	INIT-ZIP CODE - Initiator Zip Code	1171
29.2.4.11	IMPCON - Implementation Contact	1171
29.2.4.12	IMPCON-TEL NO. - Implementation Contact Telephone Number	1172
29.2.4.13	IMPCON-PAGER - Implementation Contact Pager Number	1173
29.2.4.14	ALT-IMPCON - Alternate Implementation Contact	1173
29.2.4.15	ALT-IMPCON TEL NO. - Alternate Implementation Contact Telephone Number	1173
29.2.4.16	ALT-IMPCON PAGER - Alternate Implementation Contact Pager Number	1174
29.2.4.17	DSGCON - Design / Engineering Contact Name	1174
29.2.4.18	DRC - Design Routing Code	1174
29.2.4.19	DSGCON-TEL NO. - Design / Engineering Contact Telephone Number	1175
29.2.4.20	DSGCON-FAX NO. - Design / Engineering Contact Facsimile Number	1176
29.2.4.21	DSGCON-EMAIL - Design / Engineering Contact Electronic Mail Address	1176
29.2.4.22	DSGCON-STREET - Design / Engineering Contact Street Address	1176
29.2.4.23	DSGCON-FLOOR - Design / Engineering Contact Floor	1177
29.2.4.24	DSGCON-ROOM/MAIL STOP - Design / Engineering Contact Room / Mail Stop	1177
29.2.4.25	DSGCON-CITY - Design / Engineering Contact City	1178
29.2.4.26	DSGCON-STATE - Design / Engineering Contact State	1178
29.2.4.27	DSGCON-ZIP CODE - Design / Engineering Contact Zip Code	1178
29.2.4.28	REMARKS - Remarks	1179
29.3	Local Service Request - Hunt Group Information	1180

29.3.1	Description	1180
29.3.2	Administrative Section Fields	1181
29.3.2.1	HTQTY - Hunt Group Quantity***	1181
29.3.2.2	PON - Purchase Order Number	1181
29.3.2.3	VER - Version Identification	1182
29.3.2.4	AN - Account Number	1183
29.3.2.5	ATN - Account Telephone Number	1184
29.3.2.6	PG_OF_ - Page of	1184
29.3.3	Hunt Group Information Section	1185
29.3.3.1	LOCNUM - Location Number of Hunt Group	1185
29.3.3.2	HNUM - Hunt Number	1185
29.3.3.3	CB - Common Block	1186
29.3.3.4	HA - Hunt Group Activity	1186
29.3.3.5	HID - Hunt Group Identifier	1187
29.3.3.6	TIP - Telephone Line Identifier Type	1187
29.3.3.7	TLI - Telephone Number Identifier	1187
29.3.3.8	HNTYP - Hunt Type Code	1188
29.3.4	Hunt Detail Section	1189
29.3.4.1	HLA - Hunt Line Activity	1189
29.3.4.2	HTSEQ - Hunting Sequence	1189
29.3.4.3	NOTYP - Number Type	1190
29.3.4.4	HT - Hunting Telephone Number	1190
29.4	EU - End User	1192
29.4.1	Form/Screen Description	1192
29.4.2	Administrative Section Fields	1192
29.4.2.1	PON - Purchase Order Number	1192
29.4.2.2	VER - Version Identification	1193
29.4.2.3	AN - Account Number	1193
29.4.2.4	ATN - Account Telephone Number	1194
29.4.2.5	DQTY - Disconnect Quantity	1195
29.4.2.6	PG_OF_ - Page of	1196
29.4.3	Location and Access Section Fields	1196
29.4.3.1	LOCNUM (Header level) - Location Number (Header level)	1196
29.4.3.2	LOCNUM (Detail level) - Location Number (Detail level)	1197
29.4.3.3	EU - NAME End User Name	1198
29.4.3.4	SAPR - Service Address House Prefix	1198
29.4.3.5	SANO - Service Address House Number	1198
29.4.3.6	SASF - Service Address House Number Suffix	1199
29.4.3.7	SASD - Service Address Street Directional	1199
29.4.3.8	SASN - Service Address Street Name	1200
29.4.3.9	SATH - Service Address Thoroughfare	1201
29.4.3.10	SASS - Service Address Street Suffix	1201
29.4.3.11	SADLO - Service Address Descriptive Location	1201
29.4.3.12	EU-FLOOR - End User Floor	1202

29.4.3.13	EU-ROOM - End User Room	1203
29.4.3.14	EU-BLDG - End User Building	1204
29.4.3.15	EU-CITY - End User City	1205
29.4.3.16	EU-STATE - End User State	1205
29.4.3.17	EU-ZIP CODE - End User Zip Code	1206
29.4.3.18	LCON-NAME - Local Contact Name	1207
29.4.3.19	LCON-TEL NO. - Local Contact Telephone Number	1207
29.4.3.20	EUMI - End User Moving Indicator	1208
29.4.3.21	ACC - Access Information	1209
29.4.3.22	WSOP - Working Service on Premises	1210
29.4.3.23	CPE MFR - Customer Premises Equipment Manufacturer	1210
29.4.3.24	CPE MOD - Customer Premises Equipment Model Number	1210
29.4.3.25	ERL - End User Retaining Listing	1211
29.4.3.26	IBT - ISDN-BRI Type	1212
29.4.4	Inside Wire Section Fields	1213
29.4.4.1	IWO - Inside Wiring Options	1213
29.4.4.2	IWBAN - Inside Wiring Bill Account Number	1213
29.4.4.3	IWCON - Inside Wire Contact	1213
29.4.4.4	IWCON-TEL NO. - Inside Wire Contact Telephone Number	1214
29.4.5	Bill Section Fields	1215
29.4.5.1	EAN - Existing Account Number	1215
29.4.5.2	EATN - Existing Account Telephone Number	1216
29.4.5.3	FBI - Final Bill Information Indicator	1217
29.4.5.4	FB-BILLNM - Final Billing Name	1218
29.4.5.5	FB-SBILLNM - Final Billing Secondary Name	1219
29.4.5.6	FB-STREET - Final Bill Street Address	1219
29.4.5.7	FB-FLOOR - Final Bill Floor	1219
29.4.5.8	FB-ROOM - Final Bill Room	1220
29.4.5.9	FB-CITY - Final Bill City	1220
29.4.5.10	FB-STATE - Final Bill State	1221
29.4.5.11	FB-ZIP CODE - Final Bill Zip Code	1221
29.4.5.12	FB-BILLCON - Final Bill Billing Contact Name	1222
29.4.5.13	FB-BILLCON-TEL NO. - Final Bill Billing Contact Telephone Number	1223
29.4.5.14	SSN - Social Security Number	1224
29.4.6	Disconnect Information Section Fields	1224
29.4.6.1	DNUM - Disconnect Line Number	1224
29.4.6.2	DISC NBR - Disconnect Telephone Number	1225
29.4.6.3	TER - Terminal Number	1226
29.4.6.4	TC OPT - Transfer of Call Options	1227
29.4.6.5	TC TO PRI - Transfer of Calls to Primary Number	1229
29.4.6.6	TC TO SEC - Transfer Calls to Secondary Number	1229
29.4.6.7	TCID - Transfer of Calls to Identifier	1230
29.4.6.8	TC NAME - Transfer of Calls to Name	1231
29.4.6.9	TC PER - Transfer of Calls Period	1231

29.4.6.10	LOCACT - Location Activity	1232
29.4.6.11	REMARKS - Remarks	1233
29.5	DL - Directory Listing	1234
29.5.1	Form/Screen Description	1234
29.5.2	Administrative Section Fields	1234
29.5.2.1	PON - Purchase Order Number	1234
29.5.2.2	VER - Version Identification	1235
29.5.2.3	DSR NO. - Directory Service Request Number	1236
29.5.2.4	ATN - Account Telephone Number	1236
29.5.2.5	AN - Account Number	1237
29.5.2.6	SC1 - Service Center 1	1238
29.5.2.7	SC2 - Service Center 2	1238
29.5.2.8	PG_OF_ - Page of	1238
29.5.3	Listing Control Section Fields	1239
29.5.3.1	LACT - Listing Activity Indicator	1239
29.5.3.2	ALI - Alpha Listing Identifier Codes	1240
29.5.3.3	RTY - Record Type	1241
29.5.3.4	LTY - Listing Type	1243
29.5.3.5	TT - TDD	1244
29.5.3.6	STYC - Style Code	1245
29.5.3.7	TOA - Type of Account	1246
29.5.3.8	DOI - Degree of Indent	1247
29.5.3.9	WPP - White Page Products	1247
29.5.3.10	LOCNUM - Location Number	1248
29.5.3.11	DLNUM - Directory Listing Number	1249
29.5.3.12	MTN - Main Telephone Number	1249
29.5.3.13	PPTN - Previous Provider Telephone Number	1250
29.5.3.14	DDQTY - Number of Delivery Segments	1250
29.5.3.15	LTXQTY - Number of Listing Text Segments	1250
29.5.4	Listing Indicators Section Fields	1250
29.5.4.1	DML - Direct Mail List	1250
29.5.4.2	NOSL - No Solicitation Indicator	1251
29.5.4.3	TMKT - Telemarketing	1251
29.5.4.4	BRO - Business/Residence Placement Override	1251
29.5.4.5	ADV - Advance to Directory Indicator	1252
29.5.4.6	STR - Street Address Directory	1252
29.5.4.7	DLNM - Dual Name Listing	1252
29.5.4.8	PROF - Professional Indicator	1253
29.5.4.9	DIRIDL - Directory Indicator	1253
29.5.4.10	DIRNAME - Directory Name	1253
29.5.4.11	DIRSUB - Directory Subsection	1254
29.5.4.12	LID1 - Scoping Zip	1254
29.5.4.13	LID2 - Additional Scoping Information	1254
29.5.4.14	OMSD - Omit From Secondary Directory	1254

29.5.5	Listing Instruction Section Fields	1255
29.5.5.1	LTN - Listing Telephone Number	1255
29.5.5.2	NSTN - Non Standard Telephone Number	1256
29.5.5.3	OMTN - Omit TN	1257
29.5.5.4	LEX - Local Exchange	1257
29.5.5.5	DNA - Do Not Abbreviate	1257
29.5.5.6	LNPL - Listed Name Placement	1257
29.5.5.7	LNLN - Listed Name Last	1258
29.5.5.8	LNFN - Listed Name First	1258
29.5.5.9	DES - Designation	1259
29.5.5.10	TL - Title of Lineage	1260
29.5.5.11	TITLE1 - Title of Address 1	1261
29.5.5.12	TITLE2 - Title of Address 2	1261
29.5.5.13	NICK - Nickname	1262
29.5.5.14	PLA - Place Listing As	1262
29.5.5.15	LTXNUM - Line of Text Reference Number	1263
29.5.5.16	LTXTY - Listing Text Type	1263
29.5.5.17	LTEXT - Line of Text	1264
29.5.5.18	ADI - Address Indicator	1266
29.5.5.19	LAPR - Listed Address Prefix	1267
29.5.5.20	LANO - Listed Address House Number	1267
29.5.5.21	LASF - Listed Address House Number Suffix	1268
29.5.5.22	LASD - Listed Address Street Directional	1268
29.5.5.23	LASN - Listed Address Street Name	1269
29.5.5.24	LATH - Listed Address Thoroughfare	1269
29.5.5.25	LASS - Listed Address Street Suffix	1270
29.5.5.26	LALO - Listed Address Location	1271
29.5.5.27	LALOC - Listed Address Locality	1271
29.5.5.28	LAST - Listed Address State/Province	1271
29.5.5.29	LAZC - Listed Address Zip Code	1272
29.5.6	Directory Delivery Section Fields	1272
29.5.6.1	DELNUM - Delivery Reference Number	1272
29.5.6.2	DACT - Delivery Activity	1272
29.5.6.3	DATY - Delivery Address Type	1273
29.5.6.4	NAME - End User Name	1273
29.5.6.5	DDAPR - Delivery Address House Prefix	1274
29.5.6.6	DDANO - Delivery Address House Number	1274
29.5.6.7	DDASF - Delivery Address House Number Suffix	1275
29.5.6.8	DDASD - Delivery Address Street Directional	1275
29.5.6.9	DDASN - Delivery Address Street Name	1276
29.5.6.10	DDATH - Delivery Address Thoroughfare	1277
29.5.6.11	DDASS - Delivery Address Street Suffix	1277
29.5.6.12	DDALO - Delivery Address Location	1278
29.5.6.13	DDADLO - Delivery Descriptive Location	1278

29.5.6.14	DDALOC - Delivery Address Locality	1279
29.5.6.15	DDAST - Delivery Address State/Province	1280
29.5.6.16	DDAZC - Delivery Address Zip Code	1280
29.5.6.17	DIRQTY - Number of Directory Type Segments	1281
29.5.6.18	DIRTYP - Directory ID Type	1281
29.5.6.19	DIRQTYA - Number of Directories for Annual Delivery	1282
29.5.6.20	DIRQTYNC - Number of Directories Delivered on New Connect	1282
29.5.6.21	DIRID - Directory ID for Directory Delivery	1283
29.5.6.22	DIRNAME - Directory Name	1283
29.5.7	Advertising Section Fields	1283
29.5.7.1	EA - Existing Advertising	1283
29.5.7.2	ADVCONT - Advertising Contact	1283
29.5.7.3	ADVCONT TN - Advertising Contact Telephone Number	1283
29.5.7.4	SIC - Standard Industry Classification	1283
29.5.7.5	YPH - Yellow Page Heading Code	1284
29.5.7.6	YPHV - Yellow Page Heading Verbiage	1284
29.5.7.7	REMARKS - Remarks	1285
29.5.8	TABLE APPENDIX	1285
29.5.8.1	RTY AND LTY COMBINATION TABLE	1285
29.5.8.2	TITLES/DEGREE/MILITARY (titles)	1286
29.5.8.3	LIST TYPE CODES & RTY CONVERSION TABLE	1295
29.5.8.4	LISTING SETUP CODES	1298
29.6	DSCR - Directory Service Caption Request	1298
29.6.1	Form/Screen Description	1298
29.6.2	Administrative Section Fields	1299
29.6.2.1	PON - Purchase Order Number	1299
29.6.2.2	VER - Version Identification	1300
29.6.2.3	DSR NO. - Directory Service Request Number	1300
29.6.2.4	ATN - Account Telephone Number	1300
29.6.2.5	SC1 - Service Center 1	1301
29.6.2.6	SC2 - Service Center 2	1302
29.6.2.7	ALIR - ALI Reference	1302
29.6.2.8	DLNUM - Directory Listing Number	1302
29.6.2.9	PG__OF__ - Page of	1303
29.6.3	ALIR Sequencing Section Fields (For Listing Being Requested)	1304
29.6.3.1	LOCNUM - Location Number	1304
29.6.3.2	SO - Sequence Override	1304
29.6.3.3	SEQTEXT - Sequence Text	1304
29.6.3.4	SEQADDR - Sequence Address	1305
29.6.3.5	SEQTN - Sequence Telephone Number	1305
29.6.4	Indent Information Section Fields (Recap)	1307
29.6.4.1	LVL - Level of Indent	1307
29.6.4.2	SM - Sequence Merge	1307
29.6.4.3	HS - Header Status	1307

29.6.4.4	HTN - Header Telephone Number	1308
29.6.4.5	HNSTN - Header Non Standard Telephone Number	1309
29.6.4.6	HADDR - Header Address	1309
29.6.4.7	INS1 - Indent Level 1 - 6 Status	1309
29.6.4.8	SO1 - Sequence Override Level 1 - 6	1310
29.6.4.9	SEQTEXT1 - Sequence Text Level 1	1311
29.6.4.10	SEQADDR1 - Sequence Address Level 1 - 6	1312
29.6.4.11	SEQTN1 - Sequence Telephone Number Level 1 - 6	1312
29.6.4.12	INTN - Indent Level Telephone Number	1313
29.6.4.13	INNSTN - Indent Level Non Standard Telephone Number	1314
29.6.4.14	INTEXT - Indent Level Text	1314
29.6.4.15	INADDR - Indent Level Address	1315
29.7	LS - Loop Service	1316
29.7.1	Description	1316
29.7.2	Administrative Section Fields	1316
29.7.2.1	PON - Purchase Order Number	1316
29.7.2.2	VER - Version Identification	1317
29.7.2.3	AN - Account Number	1317
29.7.2.4	ATN - Account Telephone Number	1318
29.7.2.5	LQTY - Loop Quantity	1319
29.7.2.6	PG_OF - Page of	1320
29.7.3	Service Details Fields	1320
29.7.3.1	LOCNUM - Location Number	1320
29.7.3.2	LNUM - Line Number	1321
29.7.3.3	LNA - Line Activity	1322
29.7.3.4	CKR - Customer Circuit Reference	1323
29.7.3.5	TSP - Telecommunications Service Priority	1323
29.7.3.6	SAN - Subscriber Authorization Number	1324
29.7.3.7	ECCKT - Exchange Company Circuit ID	1325
29.7.3.8	CFA - Connecting Facility Assignment	1326
29.7.3.9	SYSTEM ID - System Identification	1327
29.7.3.10	CABLE ID - Cable Identification	1328
29.7.3.11	SHELF - Shelf	1328
29.7.3.12	SLOT - Slot	1329
29.7.3.13	RELAY RACK - Relay Rack	1329
29.7.3.14	CHAN/PAIR - Channel/Pair	1330
29.7.3.15	CHAN/PAIR 2- Channel/Pair 2	1330
29.7.3.16	JK CODE - Jack Code	1330
29.7.3.17	JK NUM - Jack number	1331
29.7.3.18	JK POS - Jack Position	1331
29.7.3.19	JR - Jack Request	1332
29.7.3.20	NIDR - NID Request	1332
29.7.3.21	IWJK - Inside Wire Jack Code	1333
29.7.3.22	IWJQ - Inside Wire Jack Quantity	1334

29.7.3.23	DISC NBR - Disconnect Telephone Number	1334
29.7.3.24	TER - Terminal Number	1335
29.7.3.25	TC OPT - Transfer of Call Options	1336
29.7.3.26	TC TO PRI - Transfer of Calls To Primary Number	1337
29.7.3.27	TC TO SEC - Transfer of Calls To Secondary Number	1338
29.7.3.28	TCID - Transfer of Calls To Identifier	1338
29.7.3.29	TC NAME - Transfer of Calls To Name	1339
29.7.3.30	TC PER - Transfer of Calls Period	1339
29.7.3.31	TC FR - Transfer of Calls From	1341
29.7.3.32	LEAN - Line Existing Account Number	1341
29.7.3.33	LEATN - Line Existing Account Telephone Number	1342
29.7.3.34	SLTN - Shared Line Telephone Number	1343
29.7.3.35	REMARKS - Remarks	1343
29.8	LSNP - Loop Service with Number Portability	1344
29.8.1	Description	1344
29.8.2	Administrative Section Fields	1344
29.8.2.1	PON - Purchase Order Number	1344
29.8.2.2	VER - Version Identification	1345
29.8.2.3	AN - Account Number	1346
29.8.2.4	ATN - Account Telephone Number	1347
29.8.2.5	LQTY - Loop Quantity	1348
29.8.2.6	NPQTY - Number Portability Quantity	1348
29.8.2.7	PG_OF - Page of	1348
29.8.3	Service Details Section Fields	1349
29.8.3.1	LOCNUM (Header level) - Location Number	1349
29.8.3.2	LNUM - Line Number	1350
29.8.3.3	NPI - Number Portability Indicator	1351
29.8.3.4	LNA - Line Activity	1351
29.8.3.5	CKR - Customer Circuit Reference	1352
29.8.3.6	TSP - Telecommunications Service Priority	1353
29.8.3.7	LRN - Location Routing Number	1354
29.8.3.8	TDT - Ten Digit Trigger	1354
29.8.3.9	SAN - Subscriber Authorization Number	1354
29.8.3.10	ECCKT - Exchange Company Circuit ID	1354
29.8.3.11	CFA - Connecting Facility Assignment	1356
29.8.3.12	SYSTEM ID - System Identification	1358
29.8.3.13	CABLE ID - Cable Identification	1358
29.8.3.14	SHELF - Shelf	1359
29.8.3.15	SLOT - Slot	1359
29.8.3.16	RELAY RACK - Relay Rack	1359
29.8.3.17	CHAN/PAIR - Channel/Pair	1360
29.8.3.18	CHAN/PAIR 2- Channel/Pair 2	1360
29.8.3.19	JK CODE - Jack Code	1361
29.8.3.20	JK NUM - Jack number	1361

29.8.3.21	JK POS - Jack Position	1362
29.8.3.22	JR - Jack Request	1362
29.8.3.23	NIDR - NID Request	1363
29.8.3.24	IWJK - Inside Wire Jack Code	1363
29.8.3.25	IWJQ - Inside Wire Jack Quantity	1364
29.8.3.26	PORTED NBR - Ported Telephone Number	1364
29.8.3.27	TNP - Total Number of Paths	1365
29.8.3.28	CFTN - Call Forward To Number	1366
29.8.3.29	NPT - Number Portability Type	1366
29.8.3.30	RTI - Route Index	1367
29.8.3.31	NPTG - Number Portability Trunk Group	1367
29.8.3.32	BA - Blocking Activity	1367
29.8.3.33	BLOCK	1368
29.8.3.34	FPI - Freeze PIC Indicator	1369
29.8.3.35	LPIC - IntraLATA Presubscription Indicator Code	1369
29.8.3.36	TC OPT - Transfer of Call Options	1369
29.8.3.37	TC TO PRI - Transfer of Calls to Primary Number	1371
29.8.3.38	TC TO SEC - Transfer Calls to Secondary Number	1371
29.8.3.39	TCID - Transfer of Calls to Identifier	1372
29.8.3.40	TC NAME - Transfer of Calls to Name	1372
29.8.3.41	TC PER - Transfer of Calls Period	1373
29.8.3.42	TC FR - Transfer of Calls from	1374
29.8.3.43	LEAN - Line Existing Account Number	1375
29.8.3.44	LEATN - Line Existing Account Telephone Number	1375
29.8.3.45	REMARKS - Remarks	1376
29.9	NP - Number Portability	1377
29.9.1	Description	1377
29.9.2	Administrative Section Fields	1377
29.9.2.1	PON - Purchase Order Number	1377
29.9.2.2	VER - Version Identification	1378
29.9.2.3	AN - Account Number	1379
29.9.2.4	ATN - Account Telephone Number	1380
29.9.2.5	NPQTY - Number Portability Quantity	1380
29.9.2.6	PG_OF - Page of	1381
29.9.3	Service Details Section Fields	1381
29.9.3.1	LOCNUM (Detail level) - Location Number	1381
29.9.3.2	LNUM - Line Number	1382
29.9.3.3	NPI - Number Portability Indicator	1382
29.9.3.4	LNA - Line Activity	1383
29.9.3.5	CKR - Customer Circuit Reference	1384
29.9.3.6	LRN - Location Routing Number	1384
29.9.3.7	TDT - Ten Digit Trigger	1385
29.9.3.8	ECCKT - Exchange Company Circuit ID	1385
29.9.3.9	PORTED NBR - Ported Telephone Number	1385

29.9.3.10	TNP - Total Number of Paths	1386
29.9.3.11	CFTN - Call Forward To Number	1386
29.9.3.12	NPT - Number Portability Type	1386
29.9.3.13	RTI - Route Index	1387
29.9.3.14	NPTG - Number Portability Trunk Group	1387
29.9.3.15	BA - Blocking Activity	1388
29.9.3.16	BLOCK	1388
29.9.3.17	FPI - Freeze PIC Indicator	1389
29.9.3.18	LPIC - IntraLATA Presubscription Indicator Code	1389
29.9.3.19	TC OPT - Transfer of Call Options	1389
29.9.3.20	TC TO PRI - Transfer of Calls to Primary Number	1390
29.9.3.21	TC TO SEC - Transfer Calls to Secondary Number	1391
29.9.3.22	TCID - Transfer of Calls to Identifier	1392
29.9.3.23	TC NAME - Transfer of Calls to Name	1392
29.9.3.24	TC PER - Transfer of Calls Period	1393
29.9.3.25	TC FR - Transfer of Calls from	1394
29.9.3.26	LEAN - Line Existing Account Number	1394
29.9.3.27	LEATN - Line Existing Account Telephone Number	1395
29.9.3.28	REMARKS - Remarks	1396
29.10	RS - Resale Service	1397
29.10.1	Description	1397
29.10.2	Administrative Section Fields	1397
29.10.2.1	PON - Purchase Order Number	1397
29.10.2.2	VER - Version Identification	1398
29.10.2.3	AN - Account Number	1398
29.10.2.4	ATN - Account Telephone Number	1399
29.10.2.5	RSQTY - Resale Quantity	1400
29.10.2.6	ORD - Order Number	1401
29.10.2.7	PG_OF - Page of	1401
29.10.3	Service Details Section	1401
29.10.3.1	LOCNUM (Detail level) - Location Number	1401
29.10.3.2	LNUM - Line Number	1402
29.10.3.3	LNEX - Line Number Extension	1403
29.10.3.4	NPI - Number Portability Indicator	1404
29.10.3.5	LNA - Line Activity	1405
29.10.3.6	LNECLS SVC - Line Level Class of Service	1406
29.10.3.7	LTOS - Line Type of Service	1406
29.10.3.8	NOTYP - Number Type	1406
29.10.3.9	TNS - Telephone Numbers	1407
29.10.3.10	TERS - Terminal Numbers	1408
29.10.3.11	OTN - Out Telephone Number	1409
29.10.3.12	PRIBD - ISDN-PRI "B" and "D" Channel Configuration	1410
29.10.3.13	ISPID - ISDN Service Profile Identification	1410
29.10.3.14	PTKTYP - PBX Trunk Type	1411

29.10.3.15	PTLI - PBX Lead Telephone Line	1411
29.10.3.16	PKTCON - PBX Trunk Configuration	1412
29.10.3.17	TSP - Telecommunications Service Priority	1413
29.10.3.18	SAN - Subscriber Authorization Number	1414
29.10.3.19	CKR - Customer Circuit Reference	1414
29.10.3.20	ECCKT - Exchange Company Circuit ID	1414
29.10.3.21	FPI - Freeze PIC Indicator	1415
29.10.3.22	PIC - InterLATA Presubscription Indicator Code	1416
29.10.3.23	LPIC - IntraLATA Primary Interexchange Carrier	1417
29.10.3.24	SDI - Switched Data Identifier	1418
29.10.3.25	MATN - Main/Alternate Number	1419
29.10.3.26	TC OPT - Transfer of Call Options	1420
29.10.3.27	TC TO PRI - Transfer of Calls To Primary Number	1421
29.10.3.28	TC TO SEC - Transfer of Calls To Secondary Number	1422
29.10.3.29	TC PER - Transfer of Calls Period	1422
29.10.3.30	TCID - Transfer of Calls To Identifier	1424
29.10.3.31	TC NAME - Transfer of Calls To Name	1425
29.10.3.32	TC FR - Transfer of Calls From	1425
29.10.3.33	LEAN - Line Existing Account Number	1425
29.10.3.34	LEATN - Line Existing Account Telephone Number	1427
29.10.3.35	JK CODE - Jack Code	1428
29.10.3.36	JK NUM - Jack Number	1428
29.10.3.37	JK POS - Jack Position	1429
29.10.3.38	JR - Jack Request	1429
29.10.3.39	NIDR - NID Request	1430
29.10.3.40	IWJK - Inside Wire Jack Code	1430
29.10.3.41	IWJQ - Inside Wire Jack Quantity	1431
29.10.3.42	SGNL - Signaling	1431
29.10.3.43	SSIG - Start Signaling	1432
29.10.3.44	PULSE - Type of Pulsing	1433
29.10.3.45	BA - Blocking Activity	1434
29.10.3.46	BLOCK	1434
29.10.3.47	CNAM - Calling Name	1436
29.10.3.48	CFA - Connecting Facility Assignment	1436
29.10.3.49	FA - FEATURE ACTIVITY	1438
29.10.3.50	FEATURE - Feature Codes	1438
29.10.3.51	FEATURE DETAIL	1439
29.11	PS - Port Service	1439
29.11.1	Description	1439
29.11.2	Administrative Section Fields	1440
29.11.2.1	PON - Purchase Order Number	1440
29.11.2.2	VER - Version Identification	1440
29.11.2.3	AN - Account Number	1441
29.11.2.4	ATN - Account Telephone Number	1442

29.11.2.5	PQTY - Port Quantity	1443
29.11.2.6	ORD - Order Number	1443
29.11.2.7	PG_OF - Page of	1444
29.11.3	Service Details Section Fields	1444
29.11.3.1	LOCNUM (Detail level) - Location Number	1444
29.11.3.2	LNUM - Line Number	1445
29.11.3.3	LNEX - Line Number Extension	1445
29.11.3.4	NPI - Number Portability Indicator	1446
29.11.3.5	LNA - Line Activity	1446
29.11.3.6	NOTYP - Number Type	1448
29.11.3.7	PORTTYP - Port Type	1448
29.11.3.8	LTOS - Line Type of Service	1449
29.11.3.9	TNS - Telephone Numbers	1449
29.11.3.10	TERS - Terminal Numbers	1450
29.11.3.11	OTN - Out Telephone Number	1451
29.11.3.12	FPI - Freeze PIC Indicator	1452
29.11.3.13	PIC - InterLATA Presubscription Indicator Code	1453
29.11.3.14	LPIC - IntraLATA Presubscription Indicator Code	1454
29.11.3.15	SDI - Switched Data Identifier	1455
29.11.3.16	MATN - Main/Alternate Telephone Number	1456
29.11.3.17	TSP - Telecommunications Service Priority	1456
29.11.3.18	SAN - Subscriber Authorization Number	1457
29.11.3.19	CKR - Customer Circuit Reference	1458
29.11.3.20	LEAN - Line Existing Account Number	1458
29.11.3.21	Line Existing Account Telephone Number	1459
29.11.3.22	ECCKT - Exchange Company Circuit ID	1460
29.11.3.23	TC OPT - Transfer of Call Options	1462
29.11.3.24	TC TO PRI - Transfer of Calls to Primary Number	1464
29.11.3.25	TC TO SEC - Transfer Calls to Secondary Number	1464
29.11.3.26	TCID - Transfer of Calls to Identifier	1465
29.11.3.27	TC NAME - Transfer of Calls to Name	1466
29.11.3.28	TC PER - Transfer of Calls Period	1466
29.11.3.29	TC FR - Transfer of Calls from	1468
29.11.3.30	SYSTEM ID - System Identification	1468
29.11.3.31	CABLE ID - Cable Identification	1469
29.11.3.32	SHELF - Shelf	1469
29.11.3.33	SLOT - Slot	1469
29.11.3.34	RELAY RACK - Relay Rack	1470
29.11.3.35	CHAN/PAIR - Channel / Pair	1470
29.11.3.36	CFA - Connecting Facility Assignment	1471
29.11.3.37	SGNL - Signaling	1472
29.11.3.38	SSIG - Start Signaling	1473
29.11.3.39	PULSE - Type of Pulsing	1473
29.11.3.40	BA - Blocking Activity	1474

29.11.3.41	BLOCK - Block	1475
29.11.3.42	FA - Feature Activity	1476
29.11.3.43	FEATURE - Feature Codes	1476
29.11.3.44	FEATURE DETAIL	1477
29.11.3.45	REMARKS - Remarks	1478
29.12	Port Service Addendum Form	1478
29.12.1	Description	1478
29.12.2	Administrative Section Fields	1478
29.12.2.1	PON - Purchase Order Number	1478
29.12.2.2	VER - Version Identification	1479
29.12.2.3	ORD - Order Number	1480
29.12.2.4	PG_OF - Page of	1480
29.12.3	Service Details Section Fields	1481
29.12.3.1	DA BRAND - Directory Assistance Branding	1481
29.12.3.2	DACC - Directory Assistance Call Completion	1481
29.12.3.3	OS BRAND - Operator Services Branding	1482
29.12.3.4	LCCA - Local Customer Collocation Address	1482
29.13	DRS - DID Resale Service	1483
29.13.1	Description	1483
29.13.2	Administrative Section Fields	1483
29.13.2.1	PON - Purchase Order Number	1483
29.13.2.2	VER - Version Identification	1484
29.13.2.3	AN - Account Number	1484
29.13.2.4	ATN - Account Telephone Number	1485
29.13.2.5	ORD - Order Number	1486
29.13.2.6	PG_OF - Page of	1486
29.13.3	Service Detail Section	1487
29.13.3.1	LOCNUM (Detail level) - Location Number	1487
29.13.3.2	DIDNUM - DID Reference Number	1488
29.13.3.3	NPI - Number Portability Indicator	1488
29.13.3.4	CKR - Customer Circuit Reference	1489
29.13.3.5	DTNRACT - DID Telephone Number Activity	1489
29.13.3.6	DTNRQ - DID Telephone Number Quantity	1490
29.13.3.7	DTNR - DID Telephone Number Range	1490
29.13.3.8	DSTNACT - Disassociated Telephone Number Activity	1492
29.13.3.9	DSTNQ - Disassociated Telephone Number Quantity	1492
29.13.3.10	DSTN - Disassociated Telephone Number	1492
29.13.3.11	DTKACT - DID Trunk Activity	1492
29.13.3.12	DTK - DID Trunk Quality	1493
29.13.3.13	DTGN - Trunk Group Number	1494
29.13.3.14	DRTI - DID Route Index Number	1494
29.13.3.15	DLTI - DID Telephone Line Identifier	1495
29.13.3.16	DTKID - DID Trunk ID	1495
29.13.3.17	DGOUT - DID Digits Out	1496

29.13.3.18	DPULSE - DID Type of Pulsing	1496
29.13.3.19	DSGNL - DID Signaling	1497
29.13.3.20	BA - Blocking Activity	1498
29.13.3.21	BLOCK	1498
29.13.3.22	LEAN - Line Existing Account Number	1499
29.13.3.23	LEATN - Line Existing Account Telephone Number	1501
29.13.3.24	REMARKS - Remarks	1502
30.	CNF - Confirmation (CF) / CMP - Completion Notice (CN)	1503
30.1	Description	1503
30.2	CNF / CMP Entries	1503
30.2.1	Administrative Section	1503
30.2.1.1	CCNA - Customer Carrier Name Abbreviation	1503
30.2.1.2	RTR - Response Type Requested	1503
30.2.1.3	CC - Company Code	1504
30.2.1.4	PON - Purchase Order Number	1504
30.2.1.5	VER - Version Identification	1504
30.2.1.6	LSR NO. - Local Service Request Number	1504
30.2.1.7	AN - Account Number	1505
30.2.1.8	ATN - Account Telephone Number	1505
30.2.1.9	EAN - Existing Account Number	1505
30.2.1.10	EATN - Existing Account Telephone Number	1505
30.2.1.11	SVC ORD - Service Order	1506
30.2.1.12	INIT- Contact Name	1506
30.2.1.13	INIT-TEL NO. - Telephone Number	1506
30.2.1.14	CD/SENT - Confirmation Date Sent	1507
30.2.1.15	REP - Provider Contact Representative	1507
30.2.1.16	REP TEL NO - Provider Contact Representative Telephone Number	1507
30.2.1.17	IBT - ISDN-BRI Type	1507
30.2.1.18	CHC - Coordinated Hot Cut	1508
30.2.1.19	FDT - Frame Due Time	1508
30.2.1.20	DD / CD - Due Date / Completion Date	1508
30.2.1.21	EBD - Effective Bill Date	1508
30.2.1.22	BI1 - Billing Account Number Identifier 1	1509
30.2.1.23	BAN1 - Billing Account Number 1	1509
30.2.1.24	BI2 - Billing Account Number Identifier 2	1509
30.2.1.25	BAN2 - Billing Account Number 2	1509
30.2.1.26	DSGCON - Design Engineering Contact	1510
30.2.1.27	NNSP - New Network Service Provider Identification	1510
30.2.2	Hunt Group Section	1510
30.2.2.1	LOCNUM (HUNT) - Location Number of Hunt Group	1510
30.2.2.2	HNUM - Hunt Number	1510
30.2.2.3	HA - Hunt Group Activity	1511
30.2.2.4	HID - Hunt Group Identifier	1511
30.2.2.5	TLI - Telephone Number Identifier	1511

30.2.2.6	HTSEQ - Hunting Sequence	1511
30.2.2.7	HT - Hunting Telephone Number	1512
30.2.3	DID Group Section	1512
30.2.3.1	LOCNUM (DID) - Location Number	1512
30.2.3.2	DIDNUM - DID Reference Number	1512
30.2.3.3	DTLI - DID Telephone Line Identifier	1512
30.2.3.4	DTK - DID Trunk Quantity	1513
30.2.3.5	DTGN - DID Trunk Group Number	1513
30.2.3.6	DRTI - DID Route Index Number	1513
30.2.3.7	DGOUT - DID Digits Out	1513
30.2.3.8	DTNR - DID Telephone Number Range	1514
30.2.4	Services Section	1514
30.2.4.1	LOCNUM (SERVICES) - Location Number	1514
30.2.4.2	LNUM - Line Number	1514
30.2.4.3	LNEX - Line Number Extension	1515
30.2.4.4	ECCKT - Exchange Company Circuit ID	1515
30.2.4.5	NOTYP - Number Type	1515
30.2.4.6	LEAN - Line Existing Account Number	1516
30.2.4.7	LEATN - Line Existing Account Telephone Number	1516
30.2.4.8	TNS - Telephone Numbers	1516
30.2.4.9	TERS - Terminal Numbers	1516
30.2.4.10	OTN - Out Telephone Number	1517
30.2.4.11	MATN - Main / Alternate Telephone Number	1517
30.2.4.12	CKR - Customer Circuit Reference	1517
30.2.4.13	ISPID - ISDN Service Profile Identification	1517
30.2.4.14	CFA - Connecting Facility Assignment	1518
30.2.4.15	L-ORD - Loop Order Number	1518
30.2.4.16	NPORD - Number Port Ord Number	1518
30.2.4.17	PORTED NBR - Ported Telephone Number	1518
30.2.4.18	RTI - Route Index	1519
30.2.4.19	DNUM - Disconnect Line Number	1519
30.2.4.20	DISC NBR - Disconnect Telephone Number	1519
30.2.4.21	TER - Terminal Number	1520
30.2.4.22	SYSTEM ID - System Identification	1520
30.2.4.23	CABLE ID - Cable Identification	1520
30.2.4.24	SHELF - Shelf	1520
30.2.4.25	SLOT - Slot	1521
30.2.4.26	RELAY RACK - Relay Rack	1521
30.2.4.27	CHAN/PAIR - Channel Pair	1521
30.2.4.28	LST - Local Service Termination	1521
30.2.4.29	RESID - Response Identifier	1522
30.2.5	Directory Section	1522
30.2.5.1	DLNUM - Directory Listing Number	1522
30.2.5.2	ALI - Alpha Listing Identifier Codes	1522

30.2.5.3	LTN - Listing Telephone Number	1523
30.2.5.4	NSTN - Non Standard Telephone Number	1523
30.2.5.5	DLORD - Directory Listing Order Number	1523
30.2.5.6	LACT - Listing Activity Indicator	1523
30.2.5.7	LTY - Listing Type	1524
30.2.5.8	LISTADR - Listed Address	1524
30.2.5.9	STYC - Style Code	1524
30.2.5.10	DOI - Degree of Indent	1524
30.2.5.11	TOA - Type of Account	1525
30.2.5.12	WPP - White Page Products	1525
30.2.5.13	LTXNUM - Line of Text Reference Number	1525
30.2.5.14	LTXTY - Listing Text Type	1525
30.2.5.15	REMARKS - Remarks	1526
31.	APPENDIX A	1527
31.1	Sample Ordering Scenario Index	1527
31.1.1	Loop order scenarios (REQTYP A)	1528
31.1.2	Loop with Number Portability order scenarios (REQTYP B)	1528
31.1.3	Number Portability order scenarios(REQTYP C)	1529
31.1.4	Resale <i>non-complex</i> order scenarios (REQTYP E)	1530
31.1.5	Resale <i>PBX</i> order scenarios (REQTYP E)	1531
31.1.6	Resale <i>ISDN-BRI</i> order scenarios (REQTYP E)	1531
31.1.7	Port order scenarios (REQTYP F)	1532
31.1.8	Directory Listing order scenarios (REQTYP J)	1532
31.1.9	Rebundled switched combination order scenarios (REQTYP M)	1532
31.1.10	Migration order scenarios (All REQTYPs; ACTs P, Q)	1533
31.2	Electronic Ordering Scenarios	1534
32.	Appendix B	1719
32.1	Glossary of Data Elements	1719
33.	Appendix C	1743
33.1	Master Product Index	1743

Purpose

Purpose

To provide business rules for Competitive Local Exchange Carriers (CLECs) that transmit orders electronically (TCIF Issue 9 compliant) and/or manually (LSOG 4 compliant) to BellSouth®.

Version Information

March 30, 2001 - 9L

1. Introduction

1.1 Revision History

This section of the document reflects modifications or enhancements made to this document. As changes are made, this section of the document will be updated accordingly.

Any questions regarding this document should be forwarded to the BellSouth® Account Team.

This quick glance describes revisions for BellSouth® Business Rules for Local Ordering (BBR-LO):

Table A March 30, 2001 Issue 9L Update – Introduction

BELLSOUTH BUSINESS RULES FOR LOCAL ORDERING Issue 9L					
Posting Date 03/30/2001					
INTRODUCTION Section					
CHANGE	CHAPTER	SECTION	SUB-SECTION	TABLE	DESCRIPTION
2509	General Local Service Ordering Information	Service Request Process Flows and Status Information	Missed Appointments (MA).	–	Updated paragraph [“five (5) Business days”] for Missed Appointments (MA) information.
2528	General Local Service Ordering Information	Types of Activities Listing and Description	Feature Level Activities	–	Change Feature Level Activity from ‘A’ to “N”..
2553	General Local Service Ordering Information	Flow-Through Ordering Matrix	Flow-Through Parameters	–	Updated list.
	Introduction	Preface			Added note to specify TAG version
2598	Data Element Dictionary	Location and Access Section Fields	Disconnect Information Section Fields- LOCACT	–	Changed conditional note to replace verbiage from LOCNUM to LOCNUM (Detail)

- continued -

Table A March 30, 2001 Issue 9L Update – Introduction (continued)

BELLSOUTH BUSINESS RULES FOR LOCAL ORDERING Issue 9L					
Posting Date 03/30/2001					
INTRODUCTION Section					
CHANGE	CHAPTER	SECTION	SUB-SECTION	TABLE	DESCRIPTION
2598	Data Element Dictionary	Location and Access Section Fields	LOCNUM (Header level)		Changed Rule 6 to read : When ACT= W, the LOCNUM valid values are blank or 000, except when REQTYP = P, the first LOCNUM must be 001 and greater than 001 at secondary location (SLA).
2598	REQTYP E-Resale	REQTYP/ACT Combinations	REQTYP E/ACT W	EU Table	Removed asterisk from LOCNUM (Header) in the Optional column
2598	REQTYP E-Resale	REQTYP/ACT Combinations	REQTYP E/ACT W	EU Table	Removed LOCNUM (Detail) (e) from Required column
2598	REQTYP E-Resale	REQTYP/ACT Combinations	REQTYP E/ACT W	EU Table (PBX)	Removed asterisk from LOCNUM (Header) in the Optional column
2598	REQTYP E-Resale	REQTYP/ACT Combinations	REQTYP E/ACT W	EU Table (ISDN-BRI)	Removed asterisk from LOCNUM (Header) in the Optional column

Table B March 30, 2001 Issue 9L Update – REQ/ACT Matrix

BELLSOUTH BUSINESS RULES FOR LOCAL ORDERING Issue 9L					
Posting Date 03/30/2001					
REQTYPs SERVICE REQUEST MATRIXs					
CHANGE	REQTYP	SECTION	TABLE	COLUMN	DESCRIPTION
2528	A	LSR table	REQ A/ACT N	Conditional	Removed 'duplicate' CHC entry.
2493	A-XDSL	LSR table	REQ A/ACT N	Optional	Add ALTIMPCON, ALTIMPCON-TEL NO., ALTIMPCON-PAGER. Add IMPCON-PAGER.
2493	A-XDSL	LSR table	REQ A/ACT C	Required	Remove (m) from CCNA, PON, and AN.
2493	A-XDSL	LSR table	REQ A/ACT C	Optional	Add ALTIMPCON, ALTIMPCON-TEL NO., ALTIMPCON-PAGER. Add DRC*, DSGCON-FAX NO.
2493	A-XDSL	LSR table	REQ A/ACT D	Optional	Add ALTIMPCON, ALTIMPCON-TEL NO., ALTIMPCON-PAGER, IMPCON-PAGER.
2493	A-XDSL	LSR table	REQ A/ACT T	Optional	Add ALTIMPCON, ALTIMPCON-TEL NO., ALTIMPCON-PAGER, REMARKS.
2493	A-XDSL	LSR table	REQ A/ACT V	Optional	Add ALTIMPCON, ALTIMPCON-TEL NO., ALTIMPCON-PAGER, IMPCON-PAGER.
2495	A-UCL	LSR table	REQ A/ACT N	Optional	Add ALTIMPCON, ALTIMPCON TEL NO, ALTIMPCON-PAGER
2495	A-UCL	LSR table	REQ A/ACT C	Required	Remove (m) from CCNA and PON

- continued -

Table B March 30, 2001 Issue 9L Update – REQ/ACT Matrix (continued)

BELLSOUTH BUSINESS RULES FOR LOCAL ORDERING Issue 9L					
Posting Date 03/30/2001					
REQTYPs SERVICE REQUEST MATRIXs					
CHANGE	REQTYP	SECTION	TABLE	COLUMN	DESCRIPTION
2495	A-UCL	LSR table	REQ A/ACT C	Optional	Add ALTIMPCON, ALTIMPCON TEL NO, ALTIMPCON-PAGER, RORD (m), REMARKS.
2495	A-UCL	LSR table	REQ A/ACT D	Optional	Add ALTIMPCON, ALTIMPCON TEL NO, ALTIMPCON-PAGER.
2495	A-UCL	EU table	REQ A/ACT D	Optional	Add IMPCON-PAGER.
2495	A-UCL	LSR table	REQ A/ACT T	Required	Remove (m) from CCNA and PON.
2495	A-UCL	LSR table	REQ A/ACT T	Optional	Add ALTIMPCON, ALTIMPCON TEL NO, ALTIMPCON-PAGER, REMARKS.
2495	A-UCL	EU table	REQ A/ACT T	Required	Add RORD (m).
2495	A-UCL	LSR table	REQ A/ACT V	Conditional	Change PROJECT (m) to PROJECT.
2495	A-UCL	LSR table	REQ A/ACT V	Optional	Add ALTIMPCON, ALTIMPCON TEL NO, ALTIMPCON-PAGER, IMPCON-PAGER.
2573	A - EELS	Completing the LSR and EU	-	T	Added "X".
2573	A - EELS	Completing the LSR and EU	REQ A/ACT T	V	Added "X".
2573	A - EELS	Completing the LS form.	-	-	Added "V" and "T" information to this table.

- continued -

Table B March 30, 2001 Issue 9L Update – REQ/ACT Matrix (continued)

BELLSOUTH BUSINESS RULES FOR LOCAL ORDERING Issue 9L					
Posting Date 03/30/2001					
REQTYPs SERVICE REQUEST MATRIXs					
CHANGE	REQTYP	SECTION	TABLE	COLUMN	DESCRIPTION
2573	A - EELS	LSR table	REQ A/ACT T	Required Conditional Optional	Added Table.
2573	A - EELS	EU table	REQ A/ACT T	Required Conditional Optional	Added Table.
2573	A - EELS	LSR table	REQ A/ACT T	Required Conditional Optional	Added Table.
2573	A - EELS	EU table	REQ A/ACT T	Required Conditional Optional	Added Table.
2512	A	UNE Switched Combo BUS/ RES	Completing the Hunting Section on the LSR-HGI Form/Screen	–	Added Note.
2573	A	LS [Designed Analog Loop and IOC]	LNA = N	Conditional	Added ECCKT (m).
2573	A	LS [DS-0 Loop and IOC]	LNA = N	Conditional	Added ECCKT (m).
2573	A	LS [ISDN-BRI Loop]	LNA = N	Required	Added ECCKT (m).
2573	A	LS [DS-1 Loop and IOC]	LNA = N	Conditional	Added ECCKT (m).
2573	A	LS [DS-3 Loop and IOC]	LNA = N	Conditional	Added ECCKT (m).

- continued -

Table B March 30, 2001 Issue 9L Update – REQ/ACT Matrix (continued)

BELLSOUTH BUSINESS RULES FOR LOCAL ORDERING Issue 9L					
Posting Date 03/30/2001					
REQTYPs SERVICE REQUEST MATRIXs					
CHANGE	REQTYP	SECTION	TABLE	COLUMN	DESCRIPTION
2573	A	LS [STS-1 Loop and IOC]	LNA = N	Conditional	Added ECCKT (m).
2573	A	LS [Designed Analog Loop and IOC]	LNA = V	Required	Added DISC NBR (m), ECCKT (m).
2573	A	LS [DS-0 Loop and IOC]	LNA = V	Required	Added DISC NBR (m), ECCKT (m).
2573	A	LS [ISDN-BRI Loop]	LNA = V	Required	Added ECCKT (m).
2573	A	LS [DS-1 Loop and IOC]	LNA = V	Required	Added ECCKT (m).
2573	A	LS [DS-3 Loop and IOC]	LNA = V	Required	Added ECCKT (m).
2573	A	LS [STS-1 Loop and IOC]	LNA = V	Required	Added ECCKT (m).
2378	A	LNA Tables	LNA = C (Non-Designed , Analog Loop)	Optional	Removed LOCNUM.
2378	A	LNA Tables	LNA = D (Non-Designed , Analog Loop)	Optional	Removed LOCNUM.
2378	A	LNA Tables	LNA = V (Non-Designed , Analog Loop)	Optional	Removed LOCNUM.

- continued -

Table B March 30, 2001 Issue 9L Update – REQ/ACT Matrix (continued)

BELLSOUTH BUSINESS RULES FOR LOCAL ORDERING Issue 9L					
Posting Date 03/30/2001					
REQTYPs SERVICE REQUEST MATRIXs					
CHANGE	REQTYP	SECTION	TABLE	COLUMN	DESCRIPTION
2378	A	LNA Tables	LNA = N (Designed , Analog Loop)	Optional	Removed LOCNUM.
2378	A	LNA Tables	LNA = C (Designed , Analog Loop)	Optional	Removed LOCNUM.
2378	A	LNA Tables	LNA = D (Designed , Analog Loop)	Optional	Removed LOCNUM.
2378	A	LNA Tables	LNA = V (Designed , Analog Loop)	Optional	Removed LOCNUM.
2378	A	LNA Tables	LNA = N Designed , Digital Data Loop (DS0)	Optional	Removed LOCNUM.
2378	A	LNA Tables	LNA = C Designed , Digital Data Loop (DS0)	Optional	Removed LOCNUM.
2378	A	LNA Tables	LNA = D Designed , Digital Data Loop (DS0)	Optional	Removed LOCNUM.
2378	A	LNA Tables	LNA = V Designed , Digital Data Loop (DS0)	Optional	Removed LOCNUM.
2378	A	LNA Tables	LNA = N Designed , Digital Data Loop (DS1)	Optional	Removed LOCNUM.

- continued -

Table B March 30, 2001 Issue 9L Update – REQ/ACT Matrix (continued)

BELLSOUTH BUSINESS RULES FOR LOCAL ORDERING Issue 9L					
Posting Date 03/30/2001					
REQTYPs SERVICE REQUEST MATRIXs					
CHANGE	REQTYP	SECTION	TABLE	COLUMN	DESCRIPTION
2378	A	LNA Tables	LNA = C Designed , Digital Data Loop (DS1)	Optional	Removed LOCNUM.
2378	A	LNA Tables	LNA = D Designed , Digital Data Loop (DS1)	Optional	Removed LOCNUM.
2378	A	LNA Tables	LNA = V Designed , Digital Data Loop (DS1)	Optional	Removed LOCNUM.
2378	A	LNA Tables	LNA = N Designed , Digital Basic Rate (ISDN)	Optional	Removed LOCNUM.
2378	A	LNA Tables	LNA = C Designed , Digital Basic Rate (ISDN)	Optional	Removed LOCNUM.
2378	A	LNA Tables	LNA = D Designed , Digital Basic Rate (ISDN)	Optional	Removed LOCNUM.
2378	A	LNA Tables	LNA = V Designed , Digital Basic Rate (ISDN)	Optional	Removed LOCNUM.
2378	A	LNA Tables	LNA = N (DS-1 Loop and IOC)	Optional	Removed LOCNUM.
2378	A	LNA Tables	LNA = N (DS-3 Loop and IOC)	Optional	Removed LOCNUM.

- continued -

Table B March 30, 2001 Issue 9L Update – REQ/ACT Matrix (continued)

BELLSOUTH BUSINESS RULES FOR LOCAL ORDERING Issue 9L					
Posting Date 03/30/2001					
REQTYPs SERVICE REQUEST MATRIXs					
CHANGE	REQTYP	SECTION	TABLE	COLUMN	DESCRIPTION
2593	A XDSL Loops	SI Process for ADSL and HDSL	–	–	Updated .Manual Service Inquiry Process information and added ‘Electronic Loop Make Up’ information.
2593	A Unbundled Copper Loop	Service Inquiry Form Instructions	–	–	Updated .Manual Service Inquiry Process information and added ‘Electronic Loop Make Up’ information.
2494	B XDSL - INP	LSR table	REQ B/ACT V	Optional	Add ALTIMPCON, ALTIMPCON TEL NO, ALTIMPCON-PAGER, DFDT*, IMPCON-PAGER.
2494	B XDSL - LNP	LSR table	REQ B/ACT V	Optional	Add ALTIMPCON, ALTIMPCON TEL NO, ALTIMPCON-PAGER, IMPCON-PAGER.
2494	B XDSL - LNP	EU table	REQ BACT V	Conditional	Add TC TO PRI, TC TO SEC, TCID, TC NAME and TC PER.
2494	B XDSL - LNP	EU table	REQ B/ACT V	Optional	Change EUMI to EUMI(m).
2494	B XDSL - INP	LSR table	REQ B/ACT P	Conditional	Add DNUM.
2494	B XDSL - INP	LSR	REQ B/ACT P	Optional	Add ALTIMPCON, ALTIMPCON TEL NO, ALTIMPCON-PAGER, DFDT*, IMPCON-PAGER.
2494	B XDSL - LNP	LSR table	REQ B/ACT P	Required	Remove AN.
2494	B XDSL - LNP	LSR table	REQ B/ACT P	Conditional	Add AN.

- continued -

Table B March 30, 2001 Issue 9L Update – REQ/ACT Matrix (continued)

BELLSOUTH BUSINESS RULES FOR LOCAL ORDERING Issue 9L					
Posting Date 03/30/2001					
REQTYPs SERVICE REQUEST MATRIXs					
CHANGE	REQTYP	SECTION	TABLE	COLUMN	DESCRIPTION
2494	B XDSL - LNP	LSR table	REQ B/ACT P	Optional	Add ALTIMPCON, ALTIMPCON TEL NO, ALTIMPCON-PAGER, NNSP, IMPCON-PAGER
2494	B XDSL - LNP	EU table	REQ BACT P	Conditional	Add TC TO PRI, TC TO SEC, TCID, TC NAME and TC PER.
2494	B XDSL - LNP	EU table	REQ B/ACT P	Optional	Add DISC NBR*, TC OPT* and TER
2494	B XDSL - INP	LSR table	REQ B/ACT Q	Required	Add DFDT*, NNSP, IMPCON-PAGER.
2494	B XDSL - INP	LSR table	REQ B/ACT Q	Optional	Add ALTIMPCON, ALTIMPCON TEL NO, ALTIMPCON-PAGER, , DFDT, IMPCON-PAGER.
2494	B XDSL - LNP	LSR table	REQ BACT Q	Required	Remove AN.
2494	B XDSL - LNP	LSR table	REQ B/ACT Q	Conditional	Add TC TO PRI, TC TO SEC, TCID, TC NAME and TC PER. Add AN.
2494	B XDSL - LNP	LSR table	REQ B/ACT Q	Optional	Add ALTIMPCON, ALTIMPCON TEL NO, ALTIMPCON-PAGER, DFDT*, NNSP, IMPCON-PAGER.
2494	B XDSL - LNP	EU table	REQ B/ACT Q	Conditional	Add DNUM.
2494	B XDSL - LNP	EU table	REQ B/ACT Q	Optional	Add DISC NBR*, TC OPT* and TER.

- continued -

Table B March 30, 2001 Issue 9L Update – REQ/ACT Matrix (continued)

BELLSOUTH BUSINESS RULES FOR LOCAL ORDERING Issue 9L					
Posting Date 03/30/2001					
REQTYPs SERVICE REQUEST MATRIXs					
CHANGE	REQTYP	SECTION	TABLE	COLUMN	DESCRIPTION
2494	B XDSL - LNP	LNA tables	LNA = N	Conditional	Change JK CODE (m), NIDR*(m), IWJK(m), and IWJQ(m) to JK CODE, NIDR*, IWJK, and IWJQ.
2494	B XDSL - LNP	LNA tables	LNA = N	Optional	Change JR*(m) to JR*.
2494	B XDSL - INP	LNA tables	LNA = D	Optional	Change LQTY (m) to LQTY.
2494	B XDSL - INP	LNA tables	LNA = V	Conditional	Remove LEAN (m).
2494	B XDSL - LNP	LNA tables	LNA = V	Conditional	Change JK CODE (m), NIDR*(m), IWJK(m), and IWJQ(m) to JK CODE, NIDR*, IWJK, and IWJQ
2494	B XDSL - LNP	LNA tables	LNA = V	Optional	Change JR*(m) to JR*.
2496	B UCL - LNP	LSR table	REQ B/ACT V	Optional	Add ALTIMPCON, ALTIMPCON TEL NO, ALTIMPCON-PAGER, Add IMPCON-PAGER. Change CHC (m) to CHC.
2496	B UCL - LNP	EU table	REQ B/ACT V	Conditional	Add DNUM.
2496	B UCL - LNP	LSR table	REQ B/ACT P*	Optional	Add ALTIMPCON, ALTIMPCON TEL NO, ALTIMPCON-PAGER, IMPCON-PAGER. Change CHC (m) to CHC.
2496	B UCL - LNP	EU table	REQ B/ACT P	Conditional	Add DNUM.

- continued -

Table B March 30, 2001 Issue 9L Update – REQ/ACT Matrix (continued)

BELLSOUTH BUSINESS RULES FOR LOCAL ORDERING Issue 9L					
Posting Date 03/30/2001					
REQTYPs SERVICE REQUEST MATRIXs					
CHANGE	REQTYP	SECTION	TABLE	COLUMN	DESCRIPTION
2496	B UCL - LNP	LSR table	REQ B/ACT Q	Optional	Add ALTIMPCON, ALTIMPCON TEL NO, ALTIMPCON-PAGER, IMPCON-PAGER. Change CHC (m) to CHC.
2496	B UCL - LNP	EU table	REQ B/ACT Q	Conditional	Add DNUM.
2496	B UCL - INP	LNA tables	LNA = N	Required	Add LNUM. Remove CFTN.
2496	B UCL - INP	LNA tables	LNA = N	Conditional	Add CFTN.
2496	B UCL - LNP	LNA tables	LNA = V	Conditional	Change JK CODE (m), NIDR*(m), IWJK(m), and IWJQ(m) to JK CODE, NIDR*, IWJK, and IWJQ
2496	B UCL - LNP	LNA tables	LNA = V	Optional	Change JR*(m) to JR*.
2515	B (Non- Designed)	LSR table	REQ B/ACT V	Conditional	Added DSGCON-TEL NO., DSGCON-STREET, DSGCON-CITY, DSGCON-STATE DSGCON-ZIP CODE.
2515	B (Non- Designed)	LSR table	REQ B/ACT V	Optional	Add DRC*,
2515	B (Non- Designed)	LSR table	REQ B/ACT P	Conditional	Added DSGCON-TEL NO., DSGCON-STREET, DSGCON-CITY, DSGCON-STATE DSGCON-ZIP CODE.
2515	B (Non- Designed)	LSR table	REQ B/ACT P	Optional	Add DRC*,

- continued -

Table B March 30, 2001 Issue 9L Update – REQ/ACT Matrix (continued)

BELLSOUTH BUSINESS RULES FOR LOCAL ORDERING Issue 9L					
Posting Date 03/30/2001					
REQTYPs SERVICE REQUEST MATRIXs					
CHANGE	REQTYP	SECTION	TABLE	COLUMN	DESCRIPTION
2515	B (Non-Designed)	LSR table	REQ B/ACT Q	Conditional	Added DSGCON-TEL NO., DSGCON-STREET, DSGCON-CITY, DSGCON-STATE DSGCON-ZIP CODE.
2515	B (Non-Designed)	LSR table	REQ B/ACT Q	Optional	Add DRC*,
2561	B	EU table	REQ B/ACT P [INP-Unbundled Copper Loop]	Conditional	Removed FB-BILLNM, FB-STREET, FB-CITY, FB-ZIP CODE, FB-BILLCON, FB-BILLCON-TEL NO. .
2561	B	EU table	REQ B/ACT P [INP-Unbundled Copper Loop]	Optional	Removed FBI*, FB-FLOOR, FB-ROOM.
2562	B	EU table	REQ B/ACT P [LNP-Unbundled Copper Loop]	Conditional	Removed FB-BILLNM, FB-STREET, FB-CITY, FB-ZIP CODE, FB-BILLCON, FB-BILLCON-TEL NO. .
2562	B	EU table	REQ B/ACT P [LNP-Unbundled Copper Loop]	Optional	Removed FBI*, FB-FLOOR, FB-ROOM.
2563	B	EU table	REQ B/ACT Q [INP-Unbundled Copper Loop]	Conditional	Removed FB-BILLNM, FB-STREET, FB-CITY, FB-ZIP CODE, FB-BILLCON, FB-BILLCON-TEL NO. .
2563	B	EU table	REQ B/ACT Q [INP-Unbundled Copper Loop]	Optional	Removed FBI*, FB-FLOOR, FB-ROOM.

- continued -

Table B March 30, 2001 Issue 9L Update – REQ/ACT Matrix (continued)

BELLSOUTH BUSINESS RULES FOR LOCAL ORDERING Issue 9L					
Posting Date 03/30/2001					
REQTYPs SERVICE REQUEST MATRIXs					
CHANGE	REQTYP	SECTION	TABLE	COLUMN	DESCRIPTION
2564	B	EU table	REQ B/ACT Q [LNP- Unbundled Copper Loop]	Conditional	Removed FB-BILLNM, FB-STREET, FB-CITY, FB-ZIP CODE, FB-BILLCON, FB-BILLCON-TEL NO. .
2564	B	EU table	REQ B/ACT Q [LNP- Unbundled Copper Loop]	Optional	Removed FBI*, FB-FLOOR, FB-ROOM.
2378	B	REQTYP / ACTTYP	LSR - RETYP B / ACT P (xDSL Loops) - LNP	Optional	Removed LOCNUM.
2378	B	LNA Tables	LNA = N (Non-Designed , Analog Loop w/ INP	Optional	Removed LOCNUM.
2378	B	LNA Tables	LNA = N (Non-Designed , Analog Loop w/ LNP	Optional 1	Removed LOCNUM.
2378	B	LNA Tables	LNA = V (Non-Designed , Analog Loop w/ INP	Optional	Removed LOCNUM.
2378	B	LNA Tables	LNA = V (Non-Designed , Analog Loop w/ LNP	Optional	Removed LOCNUM.
2378	B	LNA Tables	LNA = N (Designed , Analog Loop w/ INP	Optional	Removed LOCNUM.

- continued -

Table B March 30, 2001 Issue 9L Update – REQ/ACT Matrix (continued)

BELLSOUTH BUSINESS RULES FOR LOCAL ORDERING Issue 9L					
Posting Date 03/30/2001					
REQTYPs SERVICE REQUEST MATRIXs					
CHANGE	REQTYP	SECTION	TABLE	COLUMN	DESCRIPTION
2378	B	LNA Tables	LNA = N (Designed , Analog Loop w/ LNP	Optional 1	Removed LOCNUM.
2378	B	LNA Tables	LNA = V (Designed , Analog Loop w/ INP	Optional	Removed LOCNUM.
2378	B	LNA Tables	LNA = V (Designed , Analog Loop w/ LNP	Optional	Removed LOCNUM.
2378	B	LNA Tables	LNA = N Designed , Digital Data Loop (DS0) w/ INP	Optional	Removed LOCNUM.
2378	B	LNA Tables	LNA = N Designed , Digital Data Loop (DS0) w/ LNP	Optional	Removed LOCNUM.
2378	B	LNA Tables	LNA = V Designed , Digital Data Loop (DS0) w/ INP	Optional	Removed LOCNUM.
2378	B	LNA Tables	LNA = V Designed , Digital Data Loop (DS0) w/ LNP	Optional	Removed LOCNUM.

- continued -

Table B March 30, 2001 Issue 9L Update – REQ/ACT Matrix (continued)

BELLSOUTH BUSINESS RULES FOR LOCAL ORDERING Issue 9L					
Posting Date 03/30/2001					
REQTYPs SERVICE REQUEST MATRIXs					
CHANGE	REQTYP	SECTION	TABLE	COLUMN	DESCRIPTION
2378	B	LNA Tables	LNA = N Designed , Digital Basic Rate (ISDN) w/ INP	Optional	Removed LOCNUM.
2378	B	LNA Tables	LNA = N Designed , Digital Basic Rate (ISDN) w/ LNP	Optional	Removed LOCNUM.
2378	B	LNA Tables	LNA = V Designed , Digital Basic Rate (ISDN) w/ INP	Optional	Removed LOCNUM.
2378	B - XDSL Loops	SI Process for ADSL and HDSL	-	-	Updated .Manual Service Inquiry Process information and added ‘Electronic Loop Make Up’ information.
2378	B - Unbundled Copper Loop	Service Inquiry Form Instructions	-	-	Updated .Manual Service Inquiry Process information and added ‘Electronic Loop Make Up’ information.
2378	B	LNA Tables	LNA = V Designed , Digital Basic Rate (ISDN) w/ LNP	Optional	Removed LOCNUM.
2378	E	REQTYP E Non Complex resale	Completing the Hunting Section on the LSR-HGI Form/Screen	-	Added Note.

- continued -

Table B March 30, 2001 Issue 9L Update – REQ/ACT Matrix (continued)

BELLSOUTH BUSINESS RULES FOR LOCAL ORDERING Issue 9L					
Posting Date 03/30/2001					
REQTYPs SERVICE REQUEST MATRIXs					
CHANGE	REQTYP	SECTION	TABLE	COLUMN	DESCRIPTION
2376	E	REQTYP E ISDN-BRI Resale Service	REQTYP / ACT Combinations	–	Updated tables REQTYP E /ACTTYP A,C, D, T, V, W, P and Q.
2376	E	REQTYP E ISDN-BRI Resale Service	LNA Tables for REQTYP E: ISDN-BRI Resale service	–	Updated LNA tables LNA = N,C, D, X, V, and W.
2378	F	LNA table	LNA = G	Conditional	Add TLI.
2501	F	LNA table	LNA = G	Optional	Removed TLI.
2503	F	LSR table	REQTYP F / ACT B	Required	Added TLI.
2503	F - UNE P BUS/RES	LNA table	LNA = G	Optional	Removed TLI.
2591	N	LSR table	REQTYP N/ ACT B	Required	Added TOS.
SN91082260	M	REQTYP ACT Combinations	REQTYP M/ ACT W	–	Added table.
2295	M	DDITS UNE Trunk Service	–	–	Added Digital Direct Termination Service (DDITS) – Trunk Service Section.
2522	M	LSR table	REQ M/ACT N	Required	Added CIC (e).
2522	M	LSR table	REQ M/ACT C	Required	Added CIC (e).
2522	M	LSR table	REQ M/ACT V	Required	Added CIC (e).
2522	M	LSR table	REQ M/ACT W	Required	Added CIC (e).
2522	M	LSR table	REQ M/ACT P	Required	Added CIC (e).

- continued -

Table B March 30, 2001 Issue 9L Update – REQ/ACT Matrix (continued)

BELLSOUTH BUSINESS RULES FOR LOCAL ORDERING Issue 9L					
Posting Date 03/30/2001					
REQTYPs SERVICE REQUEST MATRIXs					
CHANGE	REQTYP	SECTION	TABLE	COLUMN	DESCRIPTION
2522	M	LSR table	REQ M/ACT Q	Required	Added CIC (e).
2597	Complex Services	Wiring Non-Basic Inside and Outside Wire	–	–	Added Wiring Non-Basic Inside and Outside Wire Section

Table C March 30, 2001 Issue 9L Update – Data Element Dictionary

BELLSOUTH BUSINESS RULES FOR LOCAL ORDERING Issue 9L					
Posting Date 03/30/2001					
DATA ELEMENT DICTIONARY Section					
CHANGE	CHAPTER	SECTION	TABLE	ACT	DESCRIPTION
2589	Data Element Dictionary	Administrative Section	CCNA	–	Added Rule to BUSINESS RULES.
2589	Data Element Dictionary	Administrative Section	ACNA	–	Added Rule to BUSINESS RULES.
2589	Data Element Dictionary	Billing Section	BAN	–	Added Rule 6 to BUSINESS RULES.
2504	Data Element Dictionary	LSR	DSGCON-ZIP CODE	–	Defined EDI and TAG Data Characteristics.
	Data Element Dictionary	LSR	SUP	–	Removed Note 4 under CONDITIONAL USAGE NOTES and added Rule 2 under BUSINESS RULES.
2560	Data Element Dictionary	LSR	TOS	BUSINESS RULES	Removed Rule 10. Renumbered Rule “11” to “10”.

- continued -

Table C March 30, 2001 Issue 9L Update – Data Element Dictionary (continued)

BELLSOUTH BUSINESS RULES FOR LOCAL ORDERING Issue 9L					
Posting Date 03/30/2001					
DATA ELEMENT DICTIONARY Section					
CHANGE	CHAPTER	SECTION	TABLE	ACT	DESCRIPTION
2579	Data Element Dictionary	LSR	TOS	VALID ENTRIES	Added "*" (asterisk) to "1 = Business", "B = Single Line", "F = Flat Rate" and Note: 'IBF valid for Coin UNE P Electronic/LENS only.'
2592	Data Element Dictionary	LSR	TOS	BUSINESS RULES	Changed 'J' to "D" in Rule 7 statement.
2582	Data Element Dictionary	LSR	PROJECT	–	Updated Rules 1 through 5) and added Rule 6 under BUSINESS RULES.
	Data Element Dictionary	LSR	VTA	–	Updated Rules (1,2,3) for BUSINESS RULES.
	Data Element Dictionary	EU	EATN	–	Added Note 4 to CONDITIONAL USAGE NOTES.
	Data Element Dictionary	EU	LCON-NAME	–	Added 'Note ' to Rule 1 information.
2513	Data Element Dictionary	LS	CABLE ID	–	Removed CONDITIONAL USAGE NOTES.
2513	Data Element Dictionary	LS	CHAN/PAIR	–	Removed CONDITIONAL USAGE NOTES.
2566	Data Element Dictionary	LS	CFA	–	Removed Note 2 under CONDITIONAL USAGE NOTES.

- continued -

Table C March 30, 2001 Issue 9L Update – Data Element Disctionary (continued)

BELLSOUTH BUSINESS RULES FOR LOCAL ORDERING Issue 9L					
Posting Date 03/30/2001					
DATA ELEMENT DICTIONARY Section					
CHANGE	CHAPTER	SECTION	TABLE	ACT	DESCRIPTION
	Data Element Dictionary	LS	ECCKT	–	Added Note to CONDITIONAL USAGE NOTES.
2498	Data Element Dictionary	LS	LEATN	–	Defined EDI and TAG Data Characteristics.
2500	Data Element Dictionary	NP	LEATN	–	Defined EDI and TAG Data Characteristics.
2499	Data Element Dictionary	LSNP	LEATN	–	Defined EDI and TAG Data Characteristics.
2545	Data Element Dictionary	LSNP	NPI	–	Removed CONDITIONAL USAGE NOTES.
2501	Data Element Dictionary	PS	TLI	–	Defined EDI and TAG Data Characteristics.
2590	Data Element Dictionary	RS	FA	–	Change Feature Activity (Level) from ‘A’ to ‘N’..
2419	Data Element Dictionary	Confirmation / Completion	DLORD	–	Added field.
2418	Data Element Dictionary	Confirmation / Completion	RESID	–	Added field.

PREVIOUS UPDATES

Table D December 22, 2000 Issue 9K Update – Introduction

BELLSOUTH BUSINESS RULES FOR LOCAL ORDERING Issue 9K				
Posting Date 12/22/00				
INTRODUCTION Section				
CHAPTER	SECTION	SUB - SECTION	TABLE	DESCRIPTION
-	-	-	-	No Updates for Issue 9K in the INTRODUCTION Section.

Table E December 22, 2000 Issue 9K Update – REQ/ACT Matrix

BELLSOUTH BUSINESS RULES FOR LOCAL ORDERING Issue 9K				
Posting Date 12/22/00				
REQTYPs SERVICE REQUEST MATRIXs Section				
CHAPTER	SECTION	SUB-SECTION	TABLE	DESCRIPTION
E (Resale Services)	REQTYP / ACT Combinations for REQTYP E	PRODUCT INFORMATION - ORDERING METHOD BY ACTIVITY TYPE	Switch with PIC Change / Freeze LNA = P	Changed 'LCSC' to "Not Applicable for BellSouth® MegaLink® Service and BellSouth® Channelized MegaLink® Service.
Complex Products	Types of Complex Products / Services	PRODUCT INFORMATION - ORDERING METHOD BY ACTIVITY TYPE	Switch with PIC Change / Freeze ACT = V LNA = P	Changed 'LCSC' to "Not Applicable for BellSouth® MegaLink® Service and BellSouth® Channelized MegaLink® Service.
E (Non-Complex Resale Services)	REQTYP / ACT Combinations	REQTYP E / ACT = W	Required	Added DQTY.
E - MegaLink® Service	REQTYP / ACT Combinations for REQTYP E BellSouth® MegaLink® Service	LSR - REQTYP E / ACT N	Required	Removed ATN.

- continued -

Table E December 22, 2000 Issue 9K Update – REQ/ACT Matrix (continued)

BELLSOUTH BUSINESS RULES FOR LOCAL ORDERING Issue 9K				
Posting Date 12/22/00				
REQTYPs SERVICE REQUEST MATRIXs Section				
CHAPTER	SECTION	SUB-SECTION	TABLE	DESCRIPTION
E - MegaLink® Service	REQTYP / ACT Combinations for REQTYP E BellSouth® MegaLink® Service	EU - REQTYP E / ACT N	Required	Removed ATN.
E - MegaLink® Service	REQTYP / ACT Combinations for REQTYP E BellSouth® MegaLink® Service	LSR - REQTYP E / ACT C	Required	Removed ATN.
E - MegaLink® Service	REQTYP / ACT Combinations for REQTYP E BellSouth® MegaLink® Service	EU - REQTYP E / ACT C	Required	Removed ATN.
E - MegaLink® Service	REQTYP / ACT Combinations for REQTYP E BellSouth® MegaLink® Service	LSR - REQTYP E / ACT D	Required	Removed ATN.
E - MegaLink® Service	REQTYP / ACT Combinations for REQTYP E BellSouth® MegaLink® Service	EU - REQTYP E / ACT D	Required	Removed ATN.
E - MegaLink® Service	REQTYP / ACT Combinations for REQTYP E BellSouth® MegaLink® Service	LSR - REQTYP E / ACT T	Required	Removed ATN.

- continued -

Table E December 22, 2000 Issue 9K Update – REQ/ACT Matrix (continued)

BELLSOUTH BUSINESS RULES FOR LOCAL ORDERING Issue 9K				
Posting Date 12/22/00				
REQTYPs SERVICE REQUEST MATRIXs Section				
CHAPTER	SECTION	SUB-SECTION	TABLE	DESCRIPTION
E - MegaLink® Service	REQTYP / ACT Combinations for REQTYP E BellSouth® MegaLink® Service	EU - REQTYP E / ACT T	Required	Removed ATN.
E - MegaLink® Service	REQTYP / ACT Combinations for REQTYP E BellSouth® MegaLink® Service	LSR - REQTYP E / ACT V	Required	Removed ATN.
E - MegaLink® Service	REQTYP / ACT Combinations for REQTYP E BellSouth® MegaLink® Service	EU - REQTYP E / ACT V	Required	Removed ATN.
E - MegaLink® Service	REQTYP / ACT Combinations for REQTYP E BellSouth® MegaLink® Service	LSR - REQTYP E / ACT W	Required	Removed ATN.
E - MegaLink® Service	REQTYP / ACT Combinations for REQTYP E BellSouth® MegaLink® Service	EU - REQTYP E / ACT W	Required	Removed ATN.
E - MegaLink® Service	REQTYP / ACT Combinations for REQTYP E BellSouth® MegaLink® Service	LSR - REQTYP E / ACT P	Required	Removed ATN.

- continued -

Table E December 22, 2000 Issue 9K Update – REQ/ACT Matrix (continued)

BELLSOUTH BUSINESS RULES FOR LOCAL ORDERING Issue 9K				
Posting Date 12/22/00				
REQTYPs SERVICE REQUEST MATRIXs Section				
CHAPTER	SECTION	SUB-SECTION	TABLE	DESCRIPTION
E - MegaLink® Service	REQTYP / ACT Combinations for REQTYP E BellSouth® MegaLink® Service	EU - REQTYP E / ACT P	Required	Removed ATN.
E - MegaLink® Service	REQTYP / ACT Combinations for REQTYP E BellSouth® MegaLink® Service	LSR - REQTYP E / ACT Q	Required	Removed ATN.
E - MegaLink® Channel Services	REQTYP / ACT Combinations for REQTYP E BellSouth® MegaLink® Channel Services (Channelized T1)	EU - REQTYP E / ACT Q	Required	Removed ATN.
E - MegaLink® Channel Services	REQTYP / ACT Combinations for REQTYP E BellSouth® MegaLink® Channel Services (Channelized T1)	LSR - REQTYP E / ACT N	Required	Removed ATN.
E - MegaLink® Channel Services	REQTYP / ACT Combinations for REQTYP E BellSouth® MegaLink® Channel Services (Channelized T1)	EU - REQTYP E / ACT N	Required	Removed ATN.

- continued -

Table E December 22, 2000 Issue 9K Update – REQ/ACT Matrix (continued)

BELLSOUTH BUSINESS RULES FOR LOCAL ORDERING Issue 9K				
Posting Date 12/22/00				
REQTYPs SERVICE REQUEST MATRIXs Section				
CHAPTER	SECTION	SUB-SECTION	TABLE	DESCRIPTION
E - MegaLink® Channel Services	REQTYP / ACT Combinations for REQTYP E BellSouth® MegaLink® Channel Services (Channelized T1)	LSR - REQTYP E / ACT C	Required	Removed ATN.
E - MegaLink® Channel Services	REQTYP / ACT Combinations for REQTYP E BellSouth® MegaLink® Channel Services (Channelized T1)	EU - REQTYP E / ACT C	Required	Removed ATN.
E - MegaLink® Channel Services	REQTYP / ACT Combinations for REQTYP E BellSouth® MegaLink® Channel Services (Channelized T1)	LSR - REQTYP E / ACT D	Required	Removed ATN.
E - MegaLink® Channel Services	REQTYP / ACT Combinations for REQTYP E BellSouth® MegaLink® Channel Services (Channelized T1)	EU - REQTYP E / ACT D	Required	Removed ATN.
E - MegaLink® Channel Services	REQTYP / ACT Combinations for REQTYP E BellSouth® MegaLink® Channel Services (Channelized T1)	LSR - REQTYP E / ACT T	Required	Removed ATN.

- continued -

Table E December 22, 2000 Issue 9K Update – REQ/ACT Matrix (continued)

BELLSOUTH BUSINESS RULES FOR LOCAL ORDERING Issue 9K				
Posting Date 12/22/00				
REQTYPs SERVICE REQUEST MATRIXs Section				
CHAPTER	SECTION	SUB-SECTION	TABLE	DESCRIPTION
E - MegaLink® Channel Services	REQTYP / ACT Combinations for REQTYP E BellSouth® MegaLink® Channel Services (Channelized T1)	EU - REQTYP E / ACT T	Required	Removed ATN.
E - MegaLink® Channel Services	REQTYP / ACT Combinations for REQTYP E BellSouth® MegaLink® Channel Services (Channelized T1)	LSR - REQTYP E / ACT V	Required	Removed ATN.
E - MegaLink® Channel Services	REQTYP / ACT Combinations for REQTYP E BellSouth® MegaLink® Channel Services (Channelized T1)	LSR - REQTYP E / ACT V	Required	Removed ATN.
E - MegaLink® Channel Services	REQTYP / ACT Combinations for REQTYP E BellSouth® MegaLink® Channel Services (Channelized T1)	LSR - REQTYP E / ACT W	Required	Removed ATN.
E - MegaLink® Channel Services	REQTYP / ACT Combinations for REQTYP E BellSouth® MegaLink® Channel Services (Channelized T1)	LSR - REQTYP E / ACT W	Required	Removed ATN.

- continued -

Table E December 22, 2000 Issue 9K Update – REQ/ACT Matrix (continued)

BELLSOUTH BUSINESS RULES FOR LOCAL ORDERING Issue 9K				
Posting Date 12/22/00				
REQTYPs SERVICE REQUEST MATRIXs Section				
CHAPTER	SECTION	SUB-SECTION	TABLE	DESCRIPTION
E - MegaLink® Channel Services	REQTYP / ACT Combinations for REQTYP E BellSouth® MegaLink® Channel Services (Channelized T1)	LSR - REQTYP E / ACT P	Required	Removed ATN.
E - MegaLink® Channel Services	REQTYP / ACT Combinations for REQTYP E BellSouth® MegaLink® Channel Services (Channelized T1)	LSR - REQTYP E / ACT P	Required	Removed ATN.
E - MegaLink® Channel Services	REQTYP / ACT Combinations for REQTYP E BellSouth® MegaLink® Channel Services (Channelized T1)	LSR - REQTYP E / ACT Q	Required	Removed ATN.
E - MegaLink® Channel Services	REQTYP / ACT Combinations for REQTYP E BellSouth® MegaLink® Channel Services (Channelized T1)	EU - REQTYP E / ACT Q	Required	Removed ATN.
M (ISDN-BRI UNE Combo)	REQTYP / ACT Combinations: REQTYP M (ISDN-BRI UNE Combo)	LSR (2-wire ISDN-BRI Combo) REQTYP M / ACT N	Conditional	Removed BI2, BAN2.

- continued -

Table E December 22, 2000 Issue 9K Update – REQ/ACT Matrix (continued)

BELLSOUTH BUSINESS RULES FOR LOCAL ORDERING Issue 9K				
Posting Date 12/22/00				
REQTYPs SERVICE REQUEST MATRIXs Section				
CHAPTER	SECTION	SUB-SECTION	TABLE	DESCRIPTION
M (ISDN-BRI UNE Combo)	REQTYP / ACT Combinations: REQTYP M (ISDN-BRI UNE Combo)	LSR (2-wire ISDN-BRI Combo) REQTYP M / ACT N	Optional	Added DSGCON-FAX NO. . Removed LST.
M (ISDN-BRI UNE Combo)	REQTYP / ACT Combinations: REQTYP M (ISDN-BRI UNE Combo)	EU (2-wire ISDN-BRI Combo) REQTYP M / ACT N	Required	Changed LOCNUM (Detail) to LOCNUM (Header).
M (ISDN-BRI UNE Combo)	REQTYP / ACT Combinations: REQTYP M (ISDN-BRI UNE Combo)	EU (2-wire ISDN-BRI Combo) REQTYP M / ACT N	Optional	Changed LOCNUM (Header) to LOCNUM (Detail). Added ERL.
M (ISDN-BRI UNE Combo)	LNA Tables for Combinations REQTYP M: (2 wire ISDN-BRI UNE Combo)	PS (2-wire ISDN-BRI UNE Combo) LNA = N	–	ADDED LNA = N table.
M (ISDN-BRI UNE Combo)	LNA Tables for Combinations REQTYP M: (2 wire ISDN-BRI UNE Combo)	PS (2-wire ISDN-BRI UNE Combo) LNA = N	Required	Changed RSQTY to PQTY. Removed ECCKT. Added FA, FEATURE, FEATURE DETAIL, NOTYP, SDI.
M (ISDN-BRI UNE Combo)	LNA Tables for Combinations REQTYP M: (2 wire ISDN-BRI UNE Combo)	PS (2-wire ISDN-BRI UNE Combo) LNA = N	Conditional	Removed LNECLS SVC, NOTYP, TCID, TC NAME, TC PER, JK CODE, JK NUM, JK POS, IWJK, IWJQ, FA, FEATURE. Removed '(e)' from TC FR.

- continued -

Table E December 22, 2000 Issue 9K Update – REQ/ACT Matrix (continued)

BELLSOUTH BUSINESS RULES FOR LOCAL ORDERING Issue 9K				
Posting Date 12/22/00				
REQTYPs SERVICE REQUEST MATRIXs Section				
CHAPTER	SECTION	SUB-SECTION	TABLE	DESCRIPTION
M (ISDN-BRI UNE Combo)	LNA Tables for Combinations REQTYP M: (2 wire ISDN-BRI UNE Combo)	PS (2-wire ISDN-BRI UNE Combo) LNA = N	Optional	Removed '(e)' from ECCKT.. Removed LOCNUM (Detail), FEATURE DETAIL. Added PORTTYP.
M (ISDN-BRI UNE Combo)	REQTYP / ACT Combinations REQTYP M (ISDN-BRI UNE Combo)	–	–	Changed 'REQTYP M / ACT C' to "REQTYP M / ACT C / LNA C".
M (ISDN-BRI UNE Combo)	REQTYP / ACT Combinations: REQTYP M (ISDN-BRI UNE Combo)	LSR (2-wire ISDN-BRI Combo) REQTYP M / ACT C	Conditional	Removed BI1, BAN2.
M (ISDN-BRI UNE Combo)	LNA Tables for Combinations REQTYP M: (2 wire ISDN-BRI UNE Combo)	PS (2-wire ISDN-BRI UNE Combo) LNA = C	–	Added LNA = C table.
M (ISDN-BRI UNE Combo)	LNA Tables for Combinations REQTYP M: (2 wire ISDN-BRI UNE Combo)	PS (2-wire ISDN-BRI UNE Combo) LNA = C	Required	Changed RSQTY to PQTY.
M (ISDN-BRI UNE Combo)	LNA Tables for Combinations REQTYP M: (2 wire ISDN-BRI UNE Combo)	PS (2-wire ISDN-BRI UNE Combo) LNA = C	Conditional	Removed JK CODE, JK NUM, JK POS, IWJK, IWJQ, FA, FEATURE, FEATURE DETAIL. Removed '(e)' from TC FR.

- continued -

Table E December 22, 2000 Issue 9K Update – REQ/ACT Matrix (continued)

BELLSOUTH BUSINESS RULES FOR LOCAL ORDERING Issue 9K				
Posting Date 12/22/00				
REQTYPs SERVICE REQUEST MATRIXs Section				
CHAPTER	SECTION	SUB-SECTION	TABLE	DESCRIPTION
M (ISDN-BRI UNE Combo)	LNA Tables for Combinations REQTYP M: (2 wire ISDN-BRI UNE Combo)	PS (2-wire ISDN-BRI UNE Combo) LNA = C	Optional	Removed '(e)' from ECCKT.. Removed LOCNUM (Detail), LNECLS SVC, NIDR. Added FA, FEATURE, FEATURE DETAIL.
M (ISDN-BRI UNE Combo)	REQTYP / ACT Combinations REQTYP M (ISDN-BRI UNE Combo)	–	–	Changed 'REQTYP M / ACT D' to "REQTYP M / ACT D / LNA D".
M (ISDN-BRI UNE Combo)	REQTYP / ACT Combinations: REQTYP M (ISDN-BRI UNE Combo)	LSR (2-wire ISDN-BRI Combo) REQTYP M / ACT D	Conditional	Removed BI1, BAN2.
M (ISDN-BRI UNE Combo)	REQTYP / ACT Combinations: REQTYP M (ISDN-BRI UNE Combo)	EU (2-wire ISDN-BRI Combo) REQTYP M / ACT D	Required	Removed '(e)' from LOCNUM (Detail).
M (ISDN-BRI UNE Combo)	REQTYP / ACT Combinations: REQTYP M (ISDN-BRI UNE Combo)	EU (2-wire ISDN-BRI Combo) REQTYP M / ACT D	Optional	Removed '(e)' from LOCNUM (Header).
M (ISDN-BRI UNE Combo)	LNA Tables for Combinations REQTYP M: (2 wire ISDN-BRI UNE Combo)	PS (2-wire ISDN-BRI UNE Combo) LNA = D	–	Added LNA = D table.

- continued -

Table E December 22, 2000 Issue 9K Update – REQ/ACT Matrix (continued)

BELLSOUTH BUSINESS RULES FOR LOCAL ORDERING Issue 9K				
Posting Date 12/22/00				
REQTYPs SERVICE REQUEST MATRIXs Section				
CHAPTER	SECTION	SUB-SECTION	TABLE	DESCRIPTION
M (ISDN-BRI UNE Combo)	LNA Tables for Combinations REQTYP M: (2 wire ISDN-BRI UNE Combo)	PS (2-wire ISDN-BRI UNE Combo) LNA = D	Required	Changed RSQTY to PQTY. Added ISPID, ECCKT.
M (ISDN-BRI UNE Combo)	LNA Tables for Combinations REQTYP M: (2 wire ISDN-BRI UNE Combo)	PS (2-wire ISDN-BRI UNE Combo) LNA = D	Conditional	Added TC FR.
M (ISDN-BRI UNE Combo)	LNA Tables for Combinations REQTYP M: (2 wire ISDN-BRI UNE Combo)	PS (2-wire ISDN-BRI UNE Combo) LNA = D	Optional	Removed LOCNUM (Detail), LNECLS SVC, ECCKT.
M (ISDN-BRI UNE Combo)	REQTYP / ACT Combinations REQTYP M (ISDN-BRI UNE Combo)	–	–	Changed ‘REQTYP M / ACT V’ to “REQTYP M / ACT V / LNA V”.
M (ISDN-BRI UNE Combo)	REQTYP / ACT Combinations: REQTYP M (ISDN-BRI UNE Combo)	LSR (2-wire ISDN-BRI Combo) REQTYP M / ACT V	Conditional	Removed BI1, BAN2.
M (ISDN-BRI UNE Combo)	REQTYP / ACT Combinations: REQTYP M (ISDN-BRI UNE Combo)	EU (2-wire ISDN-BRI Combo) REQTYP M / ACT V	Required	Removed ‘(e)’ from LOCNUM (Detail).

- continued -

Table E December 22, 2000 Issue 9K Update – REQ/ACT Matrix (continued)

BELLSOUTH BUSINESS RULES FOR LOCAL ORDERING Issue 9K				
Posting Date 12/22/00				
REQTYPs SERVICE REQUEST MATRIXs Section				
CHAPTER	SECTION	SUB-SECTION	TABLE	DESCRIPTION
M (ISDN-BRI UNE Combo)	REQTYP / ACT Combinations: REQTYP M (ISDN-BRI UNE Combo)	EU (2-wire ISDN-BRI Combo) REQTYP M / ACT V	Optional	Removed '(e)' from LOCNUM (Header).
M (ISDN-BRI UNE Combo)	LNA Tables for Combinations REQTYP M: (2 wire ISDN-BRI UNE Combo)	PS (2-wire ISDN-BRI UNE Combo) LNA = V	–	Added LNA = V table.
M (ISDN-BRI UNE Combo)	LNA Tables for Combinations REQTYP M: (2 wire ISDN-BRI UNE Combo)	PS (2-wire ISDN-BRI UNE Combo) LNA = V	Required	Changed RSQTY to PQTY. Added ECCKT, FA, FEATURE, FEATURE DETAIL.
M (ISDN-BRI UNE Combo)	LNA Tables for Combinations REQTYP M: (2 wire ISDN-BRI UNE Combo)	PS (2-wire ISDN-BRI UNE Combo) LNA = V	Conditional	Removed LNECLS SVC, JK CODE, JK NUM, JK POS, IWJK, IWJQ. Removed '(e)' from TC FR.
M (ISDN-BRI UNE Combo)	LNA Tables for Combinations REQTYP M: (2 wire ISDN-BRI UNE Combo)	PS (2-wire ISDN-BRI UNE Combo) LNA = V	Optional	Removed LOCNUM (Detail), ECCKT, JR, NIDR, FEATURE DETAIL.
M (ISDN-BRI UNE Combo)	Proprietary Form Instructions	–	–	Removed 'Proprietary Form Instructions' Section/paragraph.
M (ISDN-BRI UNE Combo)	Proprietary Form	–	–	Removed 'Proprietary Form' Section/paragraph.

- continued -

Table E December 22, 2000 Issue 9K Update – REQ/ACT Matrix (continued)

BELLSOUTH BUSINESS RULES FOR LOCAL ORDERING Issue 9K				
Posting Date 12/22/00				
REQTYPs SERVICE REQUEST MATRIXs Section				
CHAPTER	SECTION	SUB-SECTION	TABLE	DESCRIPTION
M (ISDN-BRI UNE Combo)	LNA Tables for Combinations REQTYP M: (2 wire ISDN-BRI UNE Combo)	–	–	Removed ‘LNA Tables for Combinations REQTYP M: (2 wire ISDN-BRI UNE Combo)’ Section [placed the individual LNA table after the “EU”table for each ACT type].
M (ISDN-BRI UNE Combo)	REQTYP M (PBX UNE Combo)	–	–	Added Description information.
M (ISDN-BRI UNE Combo)	2-Wire Direct Inward Dial (DID) Trunk Port and Voice Grade Loop Combination	–	–	Updated/Enhanced Description information.
–	BellSouth SynchroNet® Service Business Requirements for Electronic Ordering	BellSouth® SynchroNet® Criteria table	–	Removed section and table.
–	BellSouth® SynchroNet® Resale Service	REQTYP E - BellSouth® SynchroNet® Resale Service table	–	Removed section and table.

Table F December 22, 2000 Issue 9K Update – Data Element Dictionary

BELLSOUTH BUSINESS RULES FOR LOCAL ORDERING Issue 9K				
Posting Date 12/22/00				
DATA ELEMENT DICTIONARY Section				
CHAPTER	SECTION	SUB-SECTION	TABLE	DESCRIPTION
LSR	Administrative Section Fields	–	RPON	Added Rule 12 and Rule 13 under BUSINESS RULES.
LSR	Administrative Section Fields	–	CIC	Removed Rule 2 and re-named 'Rule 1' to 'Rule' under BUSINESS RULES.
LSR	Billing Section Fields	–	BI1	Removed Note 3 UNDER CONDITIONAL USAGE NOTES.,
LSR	Billing Section Fields	Valid Entries 'Entry / Description' table	BI2	Removed Enty "T" and Description "Resold Toll LPIC 5124".
LSR	Billing Section Fields	–	BAN2	Removed Rule 4 under BUSINESS RULES.
LSR	Administrative Section Fields	–	SUP	Updated the EXAMPLE to show 'Manual" and 'Electronic' entry.
DL	Form/Screen Description	–	–	Updated verbiage on the bolded 'The Directory Listing ...' paragraph.
LSNP	Administrative Section Fields	–	NPQTY	Change EXAMPLE entry from '8' to "00008" to align with the DATA CHARACTERISTICS info of 5 numeric characters.
NP	Service Details Section Fields	–	PORTED NBR	Updated EXAMPLE: to include an 'Electronic' entry

Table G December 01, 2000 Issue 9J Update – Introduction

BELLSOUTH BUSINESS RULES FOR LOCAL ORDERING Issue 9J				
Posting Date 12/01/00				
INTRODUCTION Section				
CHAPTER	SECTION	SUB-SECTION	TABLE	DESCRIPTION
General Information	Service Request Process Flows and Status Information	Missed Appointments	-	Updated paragraph removed specific reference to a discontinued guide.

Table H December 01, 2000 Issue 9J Update – REQ/ACT Matrix

BELLSOUTH BUSINESS RULES FOR LOCAL ORDERING Issue 9J				
Posting Date 12/01/00				
REQTYPs SERVICE REQUEST MATRIXs				
REQTYP	SECTION	TABLE	COLUMN	DESCRIPTION
—	BellSouth® SynchroNet® Service Business Requirements for Electronic Ordering	BellSouth® SynchroNet® Criteria table	—	Removed table.
—	BellSouth® SynchroNet® Resale Service	REQTYP E - BellSouth® SynchroNet® Resale Service table	—	Removed table.
C	LNA Tables	LNA = V w/LNP	—	Changed 'LNA = N' to "LNA = V" in section header for the LNA=V w/ LNP table.
E - Resale Service (ATM)	REQTYP / ACTTYP	LSR RETYP E / ACT N	Required	Removed CCNA.

- continued -

Table H December 01, 2000 Issue 9J Update – REQ/ACT Matrix (continued)

BELLSOUTH BUSINESS RULES FOR LOCAL ORDERING Issue 9J				
Posting Date 12/01/00				
REQTYPs SERVICE REQUEST MATRIXs				
REQTYP	SECTION	TABLE	COLUMN	DESCRIPTION
E - Resale Service (ATM)	REQTYP / ACTTYP	LSR RETYP E / ACT N	Conditional	Removed EXP.
E - Resale Service (ATM)	REQTYP / ACTTYP	EU -RETYP E / ACT N	Required	Added LCON-NAME (m), LCON-TEL NO. (m).
E - Resale Service (ATM)	REQTYP / ACTTYP	EU -RETYP E / ACT N	Optional	Removed LCON-NAME, LCON-TEL NO., WSOP.
E - Resale Service (ATM)	REQTYP / ACTTYP	LSR RETYP E / ACT C	Required	Removed CCNA.
E - Resale Service (ATM)	REQTYP / ACTTYP	LSR RETYP E / ACT C	Conditional	Removed CUST.
E - Resale Service (ATM)	REQTYP / ACTTYP	EU -RETYP E / ACT C	Required	Added EU-CITY (m), EU-STATE (m), LCON-NAME (m), LCON-TEL NO. (m).
E - Resale Service (ATM)	REQTYP / ACTTYP	EU -RETYP E / ACT C	Optional	Removed WSOP.
E - Resale Service (ATM)	REQTYP / ACTTYP	LSR RETYP E / ACT D	Required	Removed CCNA.
E - Resale Service (ATM)	REQTYP / ACTTYP	LSR RETYP E / ACT D	Optional	Removed INIT. Added REMARKS (m).
E - Resale Service (ATM)	REQTYP / ACTTYP	EU -RETYP E / ACT D	Conditional	Removed DQTY.
E - Resale Service (ATM)	REQTYP / ACTTYP	EU -RETYP E / ACT D	Optional	Removed TC OPT.
E - Resale Service (ATM)	REQTYP / ACTTYP	LSR RETYP E / ACT V	Required	Removed CCNA.
E - Resale Service (ATM)	REQTYP / ACTTYP	LSR RETYP E / ACT V	Optional	Added IMPCON (m), IMPCON-PAGER (m), REMARKS (m).

- continued -

Table H December 01, 2000 Issue 9J Update – REQ/ACT Matrix (continued)

BELLSOUTH BUSINESS RULES FOR LOCAL ORDERING Issue 9J				
Posting Date 12/01/00				
REQTYPs SERVICE REQUEST MATRIXs				
REQTYP	SECTION	TABLE	COLUMN	DESCRIPTION
E - Resale Service (ATM)	REQTYP / ACTTYP	EU -RETYP E / ACT V	Required	Added LCON-NAME (m), LCON-TEL NO.(m)
E - Resale Service (ATM)	REQTYP / ACTTYP	EU -RETYP E / ACT V	Optional	Removed LCON-NAME, LCON-TEL NO., EUMI, WSOP.
E - Resale Service (ATM)	REQTYP / ACTTYP	LSR RETYP E / ACT W	Required	Removed CCNA.
E - Resale Service (ATM)	REQTYP / ACTTYP	LSR RETYP E / ACT W	Optional	Added RPON (m), REMARKS (m).
E - Resale Service (Frame Relay)	REQTYP / ACTTYP (Fast Packet Services)	LSR RETYP E / ACT N	Required	Removed CCNA.
E - Resale Service (Frame Relay)	REQTYP / ACTTYP [Fast Packet Services]	LSR RETYP E / ACT N	Conditional	Removed EXP. Added FDT (m), CHC (m).
E - Resale Service (Frame Relay)	REQTYP / ACTTYP [Fast Packet Services]	LSR RETYP E / ACT N	Optional	Added EXP (m), LST (m) REMARKS (m), DFDT (m).
E - Resale Service (Frame Relay)	REQTYP / ACTTYP [Fast Packet Services]	EU -RETYP E / ACT N	Required	Added LCON-NAME (m), LCON-TEL NO. (m).
E - Resale Service (Frame Relay)	REQTYP / ACTTYP [Fast Packet Services]	EU -RETYP E / ACT N	Optional	Removed LCON-NAME, LCON-TEL NO., WSOP.

- continued -

Table H December 01, 2000 Issue 9J Update – REQ/ACT Matrix (continued)

BELLSOUTH BUSINESS RULES FOR LOCAL ORDERING Issue 9J				
Posting Date 12/01/00				
REQTYPs SERVICE REQUEST MATRIXs				
REQTYP	SECTION	TABLE	COLUMN	DESCRIPTION
E - Resale Service (Frame Relay)	REQTYP / ACTTYP [Fast Packet Services]	LSR RETYP E / ACT C	Required	Removed CCNA.
E - Resale Service (Frame Relay)	REQTYP / ACTTYP [Fast Packet Services]	LSR RETYP E / ACT C	Conditional	Removed CUST, EXP, ALTIMPCON-TEL NO. .
E - Resale Service (Frame Relay)	REQTYP / ACTTYP [Fast Packet Services]	LSR RETYP E / ACT C	Optional	Added CUST (m), EXP (m), ALTIMPCON-TEL NO (m) LST (m), RORD (m), DFDT (m).
E - Resale Service (Frame Relay)	REQTYP / ACTTYP [Fast Packet Services]	EU -RETYP E / ACT C	Required	Added LCON-NAME (m), LCON-TEL NO. (m).
E - Resale Service (Frame Relay)	REQTYP / ACTTYP [Fast Packet Services]	EU -RETYP E / ACT C	Optional	Removed LCON-NAME, LCON-TEL NO., WSOP.
E - Resale Service (Frame Relay)	REQTYP / ACTTYP [Fast Packet Services]	LSR RETYP E / ACT D	Required	Removed CCNA.
E - Resale Service (Frame Relay)	REQTYP / ACTTYP [Fast Packet Services]	LSR -RETYP E / ACT V	Required	Removed CCNA.
E - Resale Service (Frame Relay)	REQTYP / ACTTYP [Fast Packet Services]	LSR -RETYP E / ACT V	Conditional	Removed EXP.

- continued -

Table H December 01, 2000 Issue 9J Update – REQ/ACT Matrix (continued)

BELLSOUTH BUSINESS RULES FOR LOCAL ORDERING Issue 9J				
Posting Date 12/01/00				
REQTYPs SERVICE REQUEST MATRIXs				
REQTYP	SECTION	TABLE	COLUMN	DESCRIPTION
E - Resale Service (Frame Relay)	REQTYP / ACTTYP [Fast Packet Services]	LSR -RETYP E / ACT V	Optional	Added EXP (m).
E - Resale Service (Frame Relay)	REQTYP / ACTTYP [Fast Packet Services]	EU -RETYP E / ACT V	Optional	Removed WSOP.
E - Resale Service (Frame Relay)	REQTYP / ACTTYP [Fast Packet Services]	LSR RETYP E / ACT W	Required	Removed CCNA.
E - Resale Service (Frame Relay)	REQTYP / ACTTYP [Fast Packet Services]	LSR RETYP E / ACT W	Optional	Added RPON (m), REMARKS (m).
E - Resale Service (Frame Relay)	REQTYP / ACTTYP [Fast Packet Services]	EU -RETYP E / ACT W	Conditional	Removed EAN, EATN.
E - Resale Service (NMLI)	REQTYP / ACTTYP	LSR RETYP E / ACT N	Required	Removed CCNA.
E - Resale Service (NMLI)	REQTYP / ACTTYP	LSR RETYP E / ACT C	Required	Removed CCNA.
E - Resale Service (NMLI)	REQTYP / ACTTYP	EU -RETYP E / ACT C	Required	Added LCON-NAME (m), LCON-TEL NO. (m).
E - Resale Service (NMLI)	REQTYP / ACTTYP	EU -RETYP E / ACT C	Optional	Removed LCON-NAME, LCON-TEL NO., WSOP.
E - Resale Service (NMLI)	REQTYP / ACTTYP	LSR RETYP E / ACT D	Required	Removed CCNA.
E - Resale Service (NMLI)	REQTYP / ACTTYP	LSR RETYP E / ACT D	Conditional	Removed INIT-TEL NO., INIT-FAX NO. .

- continued -

Table H December 01, 2000 Issue 9J Update – REQ/ACT Matrix (continued)

BELLSOUTH BUSINESS RULES FOR LOCAL ORDERING Issue 9J				
Posting Date 12/01/00				
REQTYPs SERVICE REQUEST MATRIXs				
REQTYP	SECTION	TABLE	COLUMN	DESCRIPTION
E - Resale Service (NMLI)	REQTYP / ACTTYP	LSR RETYP E / ACT D	Optional	Added REMARKS (m), PROJECT (m).
E - Resale Service (NMLI)	REQTYP / ACTTYP	LSR RETYP E / ACT V	Required	Removed CCNA. Added IMPCON (m), IMPCON-TEL NO. (m).
E - Resale Service (NMLI)	REQTYP / ACTTYP	LSR RETYP E / ACT V	Optional	Removed IMPCON-PAGER. Added RORD (m), REMARKS (m).
E - Resale Service (NMLI)	REQTYP / ACTTYP	EU -RETYP E / ACT V	Required	Removed CCNA. Added LCON-NAME (m), LCON-TEL NO. (m).
E - Resale Service (NMLI)	REQTYP / ACTTYP	EU -RETYP E / ACT V	Optional	Removed LCON-NAME, LCON-TEL NO., EUMI, WSOP.
E - Resale Service (NMLI)	REQTYP / ACTTYP	LSR RETYP E / ACT W	Required	Removed CCNA.
E - Resale Service (NMLI)	REQTYP / ACTTYP	LSR RETYP E / ACT W	Optional	Added RPON (m), REMARKS (m).
F	REQTYP / ACTTYP	LSR - RETYP F / ACT N	Required	Removed CIC.
F	REQTYP / ACTTYP	LSR - RETYP F / ACT N	Conditional	Add CIC, BI2, BAN2.
F	REQTYP / ACTTYP	LSR - RETYP F / ACT C	Required	Removed CIC.
F	REQTYP / ACTTYP	LSR - RETYP F / ACT C	Conditional	Add CIC, BI2, BAN2.
F	REQTYP / ACTTYP	LSR - RETYP F / ACT D	Required	Removed CIC.
F	REQTYP / ACTTYP	LSR - RETYP F / ACT D	Conditional	Add CIC, BI2, BAN2.

- continued -

Table H December 01, 2000 Issue 9J Update – REQ/ACT Matrix (continued)

BELLSOUTH BUSINESS RULES FOR LOCAL ORDERING Issue 9J				
Posting Date 12/01/00				
REQTYPs SERVICE REQUEST MATRIXs				
REQTYP	SECTION	TABLE	COLUMN	DESCRIPTION
F	REQTYP / ACTTYP	LSR - RETYP F / ACT V	Required	Removed CIC.
F	REQTYP / ACTTYP	LSR - RETYP F/ ACT V	Conditional	Add CIC, BI2, BAN2.
F	REQTYP / ACTTYP	LSR - RETYP F / ACT P	Required	Removed CIC.
F	REQTYP / ACTTYP	LSR - RETYP F/ ACT P	Conditional	Add CIC, BI2, BAN2.
F	REQTYP / ACTTYP	LSR - RETYP F / ACT Q	Required	Removed CIC.
F	REQTYP / ACTTYP	LSR - RETYP F/ ACT Q	Conditional	Add CIC, BI2, BAN2.
F	PBX Stand Alone Port	-	-	Added PBX Stand Alone Port Section
M (UNE P BUS/ RES)	REQTYP / ACTTYP	LSR - RETYP M / ACT N	Required	Removed CIC.
M (UNE P BUS/ RES)	REQTYP / ACTTYP	LSR - RETYP M / ACT N	Conditional	Add CIC, BI2, BAN2.
M (UNE P BUS/ RES)	REQTYP / ACTTYP	LSR - RETYP M / ACT C	Required	Removed CIC.
M (UNE P BUS/ RES)	REQTYP / ACTTYP	LSR - RETYP M / ACT C	Conditional	Add CIC, BI2, BAN2.
M (UNE P BUS/ RES)	REQTYP / ACTTYP	LSR - RETYP M / ACT D	Required	Removed CIC.
M (UNE P BUS/ RES)	REQTYP / ACTTYP	LSR - RETYP M / ACT V	Required	Removed CIC.
M (UNE P BUS/ RES)	REQTYP / ACTTYP	LSR - RETYP M/ ACT V	Conditional	Add CIC, BI2, BAN2.
M (UNE P BUS/ RES)	REQTYP / ACTTYP	LSR - RETYP M / ACT T	Required	Removed CIC.

- continued -

Table H December 01, 2000 Issue 9J Update – REQ/ACT Matrix (continued)

BELLSOUTH BUSINESS RULES FOR LOCAL ORDERING Issue 9J				
Posting Date 12/01/00				
REQTYPs SERVICE REQUEST MATRIXs				
REQTYP	SECTION	TABLE	COLUMN	DESCRIPTION
M (UNE P BUS/RES)	REQTYP / ACTTYP	LSR - RETYP M / ACT T	Conditional	Add CIC, BI2, BAN2.
M (UNE P BUS/RES)	REQTYP / ACTTYP	LSR - RETYP M / ACT P	Required	Removed CIC.
M (UNE P BUS/RES)	REQTYP / ACTTYP	LSR - RETYP M / ACT P	Conditional	Add CIC, BI2, BAN2.
M (UNE P BUS/RES)	REQTYP / ACTTYP	LSR - RETYP M / ACT Q	Required	Removed CIC.
M (UNE P BUS/RES)	REQTYP / ACTTYP	LSR - RETYP M / ACT Q	Conditional	Add CIC, BI2, BAN2.
M	DID UNE Combo Section.	-	-	Added DID UNE Combo Section.
M	ISDN-BRI UNE Combo	-	-	Added ISDN-BRI UNE Combo Section.
M	PBX UNE Combo	-	-	Added PBX UNE Combo Section.
REQTYP P	-	-	-	Added line” To obtain telephone number assigned to common block – contact your Account Team”.
REQTYP P	Completing the BellSouth Centrex Subsequent Ordering Form	ACT and LNA table	-	Added line “Contact the Account Team to obtain form.
REQTYP P	Completing DL and DSCR form	-	-	Added Completing DL and DSCR form Section.
P (BellSouth Centrex)	REQTYP / ACTTYP	LSR - RETYP P / ACT C	Optional	Added DFDT (m).

- continued -

Table H December 01, 2000 Issue 9J Update – REQ/ACT Matrix (continued)

BELLSOUTH BUSINESS RULES FOR LOCAL ORDERING Issue 9J				
Posting Date 12/01/00				
REQTYPs SERVICE REQUEST MATRIXs				
REQTYP	SECTION	TABLE	COLUMN	DESCRIPTION
P (BellSouth Centrex)	REQTYP / ACTTYP	LSR - RETYP P / ACT S	Optional	Added RPON (m), REMARKS (m).
P (BellSouth Centrex)	REQTYP / ACTTYP	LSR - RETYP P / ACT B	Optional	Added RPON (m).
P (BellSouth Centrex)	REQTYP / ACTTYP	LSR - RETYP P / ACT W	Optional	Added RPON (m), REMARKS (m).
P (BellSouth Centrex)	REQTYP / ACTTYP	EU-RETYP P / ACT W	Required	Removed ERL (m).
P (BellSouth Centrex)	REQTYP / ACTTYP	EU-RETYP P / ACT W	Optional	Removed EUMI (m).
P (BellSouth Centrex)	-	-	-	New form and line-by-line instructions
P (ESSX)	Completing the Product Form / Screen	ACTIVITY TYPE (Line Level)	R	Removed 'X'.
P (ESSX)	Completing the ESSX Subsequent Ordering Form	ACT and LNA table	S	Changed 'Required' to "Not Required".
P (ESSX)	Completing the ESSX Subsequent Ordering Form	ACT and LNA table	L	Added "*" (asterisk) and add note "Will suspend all Network Access Register".
P (ESSX)	Completing DL and DSCR form	-	-	Added Completing DL and DSCR form Section.
P (ESSX)	REQTYP / ACTTYP	LSR - RETYP P / ACT C	Optional	Added DFDT (m).
P (ESSX)	REQTYP / ACTTYP	LSR - RETYP P / ACT T	Optional	Added ALBR (m).

- continued -

Table H December 01, 2000 Issue 9J Update – REQ/ACT Matrix (continued)

BELLSOUTH BUSINESS RULES FOR LOCAL ORDERING Issue 9J				
Posting Date 12/01/00				
REQTYPs SERVICE REQUEST MATRIXs				
REQTYP	SECTION	TABLE	COLUMN	DESCRIPTION
P (ESSX)	REQTYP / ACTTYP	LSR - RETYP P / ACT V	Conditional	Added ALT-IMP CON-TEL NO. (m).
P (ESSX)	REQTYP / ACTTYP	LSR - RETYP P / ACT V	Optional	Removed IMP CON-PAGER (m).
P (ESSX)	REQTYP / ACTTYP	LSR - RETYP P / ACT S	Optional	Added RPON (m), REMARKS (m).
P (ESSX)	REQTYP / ACTTYP	LSR - RETYP P / ACT B	Optional	Added RPON (m).
P (ESSX)	REQTYP / ACTTYP	LSR - RETYP P / ACT W	Optional	Added RPON (m), REMARKS (m).
P (ESSX)	REQTYP / ACTTYP	EU-RETYP P / ACT W	Required	Removed ERL (m).
P (ESSX)	REQTYP / ACTTYP	EU-RETYP P / ACT W	Optional	Removed EUMI (m).
P (ESSX)	-	-	-	New form and line-by-line instructions
P (MultiServ / MultiServPlus)	Ordering Information	MultiServ / MultiServPlus Ordering Document	C	Add two ‘***’ (astrisks).
P (MultiServ / MultiServPlus)	Completing the ESSX Subsequent Ordering Form	ACT and LNA table	N	Added “(Submitted to Account Team)” to Required entry.
P (MultiServ / MultiServPlus)	Completing DL and DSCR form	-	-	Added Completing DL and DSCR form Section.
P (MultiServ / MultiServPlus)	REQTYP / ACTTYP	LSR - RETYP P / ACT C	Optional	Added DFDT (m).
P (MultiServ / MultiServPlus)	REQTYP / ACTTYP	LSR - RETYP P / ACT T	Optional	Added ALBR (m).

- continued -

Table H December 01, 2000 Issue 9J Update – REQ/ACT Matrix (continued)

BELLSOUTH BUSINESS RULES FOR LOCAL ORDERING Issue 9J				
Posting Date 12/01/00				
REQTYPs SERVICE REQUEST MATRIXs				
REQTYP	SECTION	TABLE	COLUMN	DESCRIPTION
P (MultiServ / MultiServPlus)	REQTYP / ACTTYP	LSR - RETYP P / ACT S	Optional	Added RPON (m), REMARKS (m).
P (MultiServ / MultiServPlus)	REQTYP / ACTTYP	LSR - RETYP P / ACT B	Optional	Added RPON (m).
P (MultiServ / MultiServPlus)	REQTYP / ACTTYP	LSR - RETYP P / ACT W	Optional	Added RPON (m), REMARKS (m).
P (MultiServ / MultiServPlus)	REQTYP / ACTTYP	EU-RETYP P / ACT W	Required	Removed ERL (m).
P (MultiServ / MultiServPlus)	REQTYP / ACTTYP	EU-RETYP P / ACT W	Optional	Removed EUMI (m).
P (MultiServ / MultiServPlus)	-	-	-	New form and line-by-line instructions
P (MultiServ / MultiServPlus)	Ordering Information	MultiServ / MultiServPlus Ordering Document	C	Add two ‘**’ (astrisks).
P (MultiServ / MultiServPlus)	Completing the ESSX Subsequent Ordering Form	ACT and LNA table	N	Added “(Submitted to Account Team)” to Required entry.
P (MultiServ / MultiServPlus)	Completing DL and DSCR form	-	-	Added Completing DL and DSCR form Section.
P (MultiServ / MultiServPlus)	REQTYP / ACTTYP	LSR - RETYP P / ACT C	Optional	Added DFDT (m).
P (MultiServ / MultiServPlus)	REQTYP / ACTTYP	LSR - RETYP P / ACT T	Optional	Added ALBR (m).
P (MultiServ / MultiServPlus)	REQTYP / ACTTYP	LSR - RETYP P / ACT S	Optional	Added RPON (m), REMARKS (m).
P (MultiServ / MultiServPlus)	REQTYP / ACTTYP	LSR - RETYP P / ACT B	Optional	Added RPON (m).

- continued -

Table H December 01, 2000 Issue 9J Update – REQ/ACT Matrix (continued)

BELLSOUTH BUSINESS RULES FOR LOCAL ORDERING Issue 9J				
Posting Date 12/01/00				
REQTYPs SERVICE REQUEST MATRIXs				
REQTYP	SECTION	TABLE	COLUMN	DESCRIPTION
P (MultiServ / MultiServPlus)	REQTYP / ACTTYP	LSR - RETYP P / ACT W	Optional	Added RPON (m), REMARKS (m).
P (MultiServ / MultiServPlus)	REQTYP / ACTTYP	EU-RETYP P / ACT W	Required	Removed ERL (m).
P (MultiServ / MultiServPlus)	REQTYP / ACTTYP	EU-RETYP P / ACT W	Optional	Removed EUMI (m).
P (MultiServ / MultiServPlus)	-	-	-	New form and line-by-line instructions

Table I December 01, 2000 Issue 9J Update – Data Element Dictionary

BELLSOUTH BUSINESS RULES FOR LOCAL ORDERING Issue 9J				
Posting Date 12/01/00				
DATA ELEMENT DICTIONARY Section				
CHAPTER	SECTION	TABLE	ACT	DESCRIPTION
Data Element Dictionary	LSR	Valid Entries	-	Added “where LSP is not changing” verbiage in description for ‘ T ’entry.
Data Element Dictionary	LSR	-	ACT	Added Rule 4 to BUSINESS RULES.
Data Element Dictionary	LSR	-	BI1	Added Note 3 to CONDITIONAL USAGE NOTES.
Data Element Dictionary	LSR	Manual	BI2	Added “T Resold Toll-LPIC 5124”.
Data Element Dictionary	LSR	-	BAN2	Added Rule 4 to BUSINESS RULES.
Data Element Dictionary	LSR	-	CIC	Added Rule 2 to BUSINESS RULES.

- continued -

Table I December 01, 2000 Issue 9J Update – Data Element Dictionary (continued)

BELLSOUTH BUSINESS RULES FOR LOCAL ORDERING Issue 9J				
Posting Date 12/01/00				
DATA ELEMENT DICTIONARY Section				
CHAPTER	SECTION	TABLE	ACT	DESCRIPTION
Data Element Dictionary	EU	–	EUMI	Updated Note to CONDITIONAL USAGE NOTES. Added Rule 1 and Rule 2 to BUSINESS RULES.
Data Element Dictionary	LSR	–	DSGCON	Updated Note to CONDITIONAL USAGE NOTES. Added Rule 1 and Rule 2 to BUSINESS RULES. Added Rule 1 and Rule 2 to BUSINESS RULES.
Data Element Dictionary	DL	Form / Screen Description	–	Updated 'Listing Indicators and Listing Section description.
Data Element Dictionary	DL	Form / Screen Description	–	Added paragraph regarding Directory related field for LNP (NPT=D).
Data Element Dictionary	DL	–	LACT	Added Note 5 to VALID ENTRIES.
Data Element Dictionary	DRS	–	DTGN	Added Note to CONDITIONAL USAGE NOTES.

October 12, 2000 Issue 9I Update

This document update is a result of the introduction of (REQTYP A) Line Sharing. The update to this document *only* encompasses Line Sharing.

The Line Sharing business rules were effective with Release 7.1 (September 30th). Line Share requests may be submitted now with the business rules indicated within this document. The other matrices are the same as shown in BellSouth® Business Rulers for Local Ordering (BBR-LO) Version 9H.

As stated within that document, BBR-LO 9H version changes are effective 10/30/00. From 10/12 through 10/29 this document (Issue 9I) should *only be used for Line Sharing requests*.

Effective 10/30/00 both the 9G and 9H versions of the BBR-LO will be removed from the web.

BELLSOUTH BUSINESS RULES FOR LOCAL ORDERING Issue 9I			
Posting Date 10/12/00			
INTRODUCTION Section			
CHAPTER	SECTION	SUB-SECTION	DESCRIPTION
Introduction	Revision History	—	Changed section name from 'Version Control/History' to "Revision History".

BELLSOUTH BUSINESS RULES FOR LOCAL ORDERING Issue 9I				
Posting Date 10/12/00				
REQTYPs SERVICE REQUEST MATRIXs				
REQTYP	SECTION	TABLE	COLUMN	DESCRIPTION
REQTYP A	Unbundled (CO Based) Line Share	—	—	Added Line Share Section "Unbundled (CO Based) Line Share" within REQTY A Chapter.

BELLSOUTH BUSINESS RULES FOR LOCAL ORDERING Issue 9I			
Posting Date 10/12/00			
DATA ELEMENT DICTIONARY Section			
SECTION	SUB-SECTION	FIELD/ FIELDS	DESCRIPTION
LSR	Administrative Section Fields	TOS	Updated 2nd Charater (product) info by adding "R = Line Share" for 'VALID ENTRIES'.
LS	Service Details Section Fields	LEAN	Updated DATA CHARACTERISTICS for manual entries. Updated EXAMPLE by adding "SLTN (For Line Share)" for electronic. Added Business Rule under 'BUSINESS RULES'.

- continued -

- continued -

BELLSOUTH BUSINESS RULES FOR LOCAL ORDERING Issue 9I			
Posting Date 10/12/00			
DATA ELEMENT DICTIONARY Section			
SECTION	SUB-SECTION	FIELD/ FIELDS	DESCRIPTION
LS	Service Details Section Fields	LEATN	Added Business Rule under 'BUSINESS RULE S'.
LS	Service Details Section Fields	SLTN	Add new field to support Line Share.

September 28, 2000 Issue 9H Update

This document update is a result of some additional SME validation and clarification to CLEC questions. It is NOT related to a software release. Line Sharing will be included in a future update.

However, we realize that some of the business rule changes will have an impact to your staff and systems. Therefore, any changes that would result in a manual clarification will not be effective until October 30, 2000.

Both the current version (Issue 9G) and this version (Issue 9H) of the BBR-LO will be posted on the Web until October 30, 2000 at which time issue 9G will be removed from the Web.

BELLSOUTH BUSINESS RULES FOR LOCAL ORDERING Issue 9H			
Posting Date 09/28/00			
Introduction Section			
CHAPTER	SECTION	SUB-SECTION	DESCRIPTION
General Local Service Ordering Information	Document Layout	—	Updated 'Please note' info to read: "Please note: Fields that <i>only</i> show definitions are not currently used in BellSouth."
General Local Service Ordering Information	Partial Migration	—	Added Partial Migration Section and information.

BELLSOUTH BUSINESS RULES FOR LOCAL ORDERING Issue 9H				
Posting Date 09/28/00				
REQTYPs SERVICE REQUEST MATRIXs				
REQTYP	SECTION	TABLE	COLUMN	DESCRIPTION
REQTYP B	Ordering Forms/ Screens	Forms/Screens	DSCR	Removed an '*' '(astrisk).
REQTYP B	Ordering Forms/ Screens	Forms/Screens	—	Removed an '*' '(astrisk) on DSCR note below the table.
REQTYP C	Ordering Forms/ Screens	Forms/Screens	DSCR	Removed an '*' '(astrisk).
REQTYP C	Ordering Forms/ Screens	Forms/Screens	—	Removed an '*' '(astrisk) on DSCR note. Added two '* * '(asterisks) to the NP note below the table.
REQTYP E	Ordering Forms/ Screens	Forms/Screens	DSCR	Added an '*' '(astrisk) .
REQTYP E	Ordering Forms/ Screens	Forms/Screens	RS	Added two '* * '(asterisks).
REQTYP E	Ordering Forms/ Screens	Forms/Screens	—	Added an '*' '(astrisk) to the DSCR note and added two '* * '(asterisks) on RS note below the table.
REQTYP E	Ordering Forms/ Screens	Forms/Screens	—	Rearranged notes below the table in 'number-of- asterisks-order'.
REQTYP F	Ordering Forms/ Screens	Forms/Screens	DSCR	Added an '*' '(astrisk) .

- continued -

- continued -

BELLSOUTH BUSINESS RULES FOR LOCAL ORDERING Issue 9H				
Posting Date 09/28/00				
REQTYPs SERVICE REQUEST MATRIXs				
REQTYP	SECTION	TABLE	COLUMN	DESCRIPTION
REQTYP F	Ordering Forms/ Screens	Forms/Screens	PS	Added two '* * '(asterisks).
REQTYP F	Ordering Forms/ Screens	Forms/Screens	—	Added an '* '(astrisk) to the DSCR note and added two '* * '(asterisks) on PS note below the table.
REQTYP F	Ordering Forms/ Screens	Forms/Screens	—	Rearranged notes below the table in 'number-of- asterisks-order'.
REQTYP J	REQTYP/ACT Combinations	(LSR) REQTYP J / ACT N	Conditional	Removed DATED, LSP AUTH DATE, and LSP AUTH NAME.
REQTYP J	REQTYP/ACT Combinations	(LSR) REQTYP J / ACT N	Optional	Removed AGAUTH, AUTHNUM, and LSP AUTH.
REQTYP J	REQTYP/ACT Combinations	(LSR) REQTYP J / ACT D	Conditional	Removed DATED, LSP AUTH DATE, and LSP AUTH NAME.
REQTYP J	REQTYP/ACT Combinations	(LSR) REQTYP J / ACT D	Optional	Removed AGAUTH, AUTHNM, and LSP AUTH.
REQTYP J	REQTYP/ACT Combinations	(LSR) REQTYP J / ACT R	Conditional	Removed DATED, LSP AUTH DATE, and LSP AUTH NAME.
REQTYP J	REQTYP/ACT Combinations	(LSR) REQTYP J / ACT R	Optional	Removed AGAUTH, AUTHNM, and LSP AUTH.
REQTYP J	REQTYP/ACT Combinations	(EU) REQTYP J / ACT R	Optional	Added SASF, SASD, and SASS.

- continued -

- continued -

BELLSOUTH BUSINESS RULES FOR LOCAL ORDERING Issue 9H				
Posting Date 09/28/00				
REQTYPs SERVICE REQUEST MATRIXs				
REQTYP	SECTION	TABLE	COLUMN	DESCRIPTION
REQTYP M	Description	—	—	Changed 'UNE-P BUS/RES' to "Line Switched Combos Rebundled RES/BUS 2-Wire".
REQTYP M	UNE-P BUS/RES	—	—	Changed header from 'UNE-P BUS/RES' to "Switched Combo-BUS/RES".
REQTYP M	REQTYP/ACT Combinations	(LSR) REQTYP M /ACT N	Conditional	Added ALTIMPCON-TEL NO., and CUST(e).
REQTYP M	REQTYP/ACT Combinations	(LSR) REQTYP M /ACT N	Optional	Removed ALTIMPCON-TEL NO., REMARKS. Added SPEC and VTA.
REQTYP M	REQTYP/ACT Combinations	(EU) REQTYP M /ACT N	Required	Added LOCNUM (Detail).
REQTYP M	REQTYP/ACT Combinations	(EU) REQTYP M /ACT N	Conditional	Removed SASF, SASD, SASS, SATH, and LOCNUM (Detail).
REQTYP M	REQTYP/ACT Combinations	(EU) REQTYP M /ACT N	Optional	Added SASF, SASD, SASS, SATH and WSOP.
REQTYP M	REQTYP/ACT Combinations	(LSR) REQTYP M /ACT C	Conditional	Added ALTIMPCON-TEL NO.
REQTYP M	REQTYP/ACT Combinations	(LSR) REQTYP M /ACT C	Optional	Removed ALTIMPCON-TEL NO.
REQTYP M	REQTYP/ACT Combinations	(EU) REQTYP M /ACT C	Required	Added LOCNUM (Detail).

- continued -

- continued -

BELLSOUTH BUSINESS RULES FOR LOCAL ORDERING Issue 9H				
Posting Date 09/28/00				
REQTYPs SERVICE REQUEST MATRIXs				
REQTYP	SECTION	TABLE	COLUMN	DESCRIPTION
REQTYP M	REQTYP/ACT Combinations	(EU) REQTYP M /ACT C	Conditional	Removed LOCNUM (Detail) and EATN.
REQTYP M	REQTYP/ACT Combinations	(EU) REQTYP M /ACT C	Optional	Added WSOP.
REQTYP M	REQTYP/ACT Combinations	(LSR) REQTYP M /ACT D	Conditional	Added ALTIMPCON-TEL NO.
REQTYP M	REQTYP/ACT Combinations	(LSR) REQTYP M /ACT D	Optional	Added INIT, ALTIMPCON, ALTIMPCON-PAGER.
REQTYP M	REQTYP/ACT Combinations	(EU) REQTYP M /ACT D	Conditional	Added FB-BILLNM
REQTYP M	REQTYP/ACT Combinations	(LSR) REQTYP M /ACT V	Conditional	Added ALTIMPCON.
REQTYP M	REQTYP/ACT Combinations	(LSR) REQTYP M /ACT V	Optional	Added SPEC.
REQTYP M	REQTYP/ACT Combinations	(EU) REQTYP M /ACT V	Required	Added LOCNUM (Detail).
REQTYP M	REQTYP/ACT Combinations	(EU) REQTYP M /ACT V	Conditional	Removed SASF, SASD, SASS, SATH, and LOCNUM (Detail).
REQTYP M	REQTYP/ACT Combinations	(EU) REQTYP M /ACT V	Optional	Added SASF, SASD, SASS, SATH and WSOP.
REQTYP M	REQTYP/ACT Combinations	(LSR) REQTYP M /ACT T	Optional	Added SPEC.
REQTYP M	REQTYP/ACT Combinations	(EU) REQTYP M /ACT T	Conditional	Removed SASF, SASD, SASS, and SATH.
REQTYP M	REQTYP/ACT Combinations	(EU) REQTYP M /ACT T	Optional	Added SASF, SASD, SASS, SATH and WSOP.

- continued -

- continued -

BELLSOUTH BUSINESS RULES FOR LOCAL ORDERING Issue 9H				
Posting Date 09/28/00				
REQTYPs SERVICE REQUEST MATRIXs				
REQTYP	SECTION	TABLE	COLUMN	DESCRIPTION
REQTYP M	REQTYP/ACT Combinations	(LSR) REQTYP M /ACT S	Conditional	Added LOCQTY.
REQTYP M	REQTYP/ACT Combinations	(EU) REQTYP M /ACT S	Conditional	Removed SASF, SASD, SASS, SATH, TC TO PRI, TC TO SEC, TCID, TC NAME, and TC PER, Added LOCACT(e).
REQTYP M	REQTYP/ACT Combinations	(EU) REQTYP M /ACT S	Optional	Added SASF, SASD, SASS, and SATH.
REQTYP M	REQTYP/ACT Combinations	(LSR) REQTYP M /ACT B	Required	Added BAN1 and TOS.
REQTYP M	REQTYP/ACT Combinations	(EU) REQTYP M /ACT B	Conditional	Added LOCACT(e).
REQTYP M	REQTYP/ACT Combinations	(EU) REQTYP M /ACT B	Optional	Added LOCNUM (Header).
REQTYP M	REQTYP/ACT Combinations	(EU) REQTYP M /ACT L	Optional	Added LOCNUM (Header).
REQTYP M	REQTYP/ACT Combinations	(EU) REQTYP M /ACT Y	Conditional	Added LOCACT (e).
REQTYP M	REQTYP/ACT Combinations	(EU) REQTYP M /ACT Y	Optional	Added LOCNUM (Header).
REQTYP M	REQTYP/ACT Combinations	(LSR) REQTYP M /ACT P	Conditional	Added LOCQTY.
REQTYP M	REQTYP/ACT Combinations	(LSR) REQTYP M /ACT P	Optional	Added DFDT.
REQTYP M	REQTYP/ACT Combinations	(EU) REQTYP M /ACT P	Conditional	Removed SASF, SASD, SASS, SATH, and LOCNUM (Detail).

- continued -

- continued -

BELLSOUTH BUSINESS RULES FOR LOCAL ORDERING Issue 9H				
Posting Date 09/28/00				
REQTYPs SERVICE REQUEST MATRIXs				
REQTYP	SECTION	TABLE	COLUMN	DESCRIPTION
REQTYP M	REQTYP/ACT Combinations	(EU) REQTYP M /ACT P	Optional	Added SASF, SASD, SASS, SATH and WSOP.
REQTYP M	REQTYP/ACT Combinations	(LSR) REQTYP M /ACT Q	Conditional	Added LOCQTY.
REQTYP M	REQTYP/ACT Combinations	(LSR) REQTYP M /ACT Q	Optional	Added SPEC.
REQTYP M	REQTYP/ACT Combinations	(EU) REQTYP M /ACT Q	Conditional	Removed SASF, SASD, SASS, SATH.
REQTYP M	REQTYP/ACT Combinations	(EU) REQTYP M /ACT Q	Optional	Added SASF, SASD, SASS, and SATH.
REQTYP M	LNA Tables	LNA = N	Optional	Added FPI*, JR*, and NIDR*.
REQTYP M	LNA Tables	LNA = C	Optional	Added FPI*.
REQTYP M	LNA Tables	LNA = X	Optional	Added LOCNUM and FPI.
REQTYP M	LNA Tables	LNA = V	Conditional	Added TC TO PRI, TC TO SEC, TCID, TC NAME, TC PER, TCID, TC FR (e), JK CODE, JK NUM, JK POS, IWJQ, IWJK, TERS, and TLI.
REQTYP M	LNA Tables	LNA = V	Optional	Added TC OPT*, FPI, JR*, and NIDR*.
REQTYP M	LNA Tables	LNA = P	Conditional	Added TERS, and TLI.
REQTYP M	LNA Tables	LNA = P	Optional	Added FPI and LOCNUM (Detail).
REQTYP M	LNA Tables	LNA = L	Optional	Added LOCNUM (Detail).

- continued -

- continued -

BELLSOUTH BUSINESS RULES FOR LOCAL ORDERING Issue 9H				
Posting Date 09/28/00				
REQTYPs SERVICE REQUEST MATRIXs				
REQTYP	SECTION	TABLE	COLUMN	DESCRIPTION
REQTYP M	LNA Tables	LNA = B	Optional	Added LOCNUM (Detail).
REQTYP M	LNA Tables	LNA = W	Required	Added RSQTY, LNA=W, TNS, and LNUM. Removed PQTY.
REQTYP M	LNA Tables	LNA = W	Conditional	Added TERS, TLI and LEATN.
REQTYP M	LNA Tables	LNA = W	Optional	Added LOCNUM (Detail)*.
REQTYP N	Ordering Forms/ Screens	Forms/Screens	DL	Removed an '*' (astrisk) .
REQTYP N	Ordering Forms/ Screens	Forms/Screens	DL	Removed an '*' (astrisk) to the DL note below the table.
REQTYP P	Ordering Forms/ Screens	Forms/Screens	DL	Added a '#' (pound sign) .
REQTYP P	Ordering Forms/ Screens	Forms/Screens	DSCR	Added two '##' (pound signs) .
REQTYP P	Ordering Forms/ Screens	Forms/Screens	—	Added a '#' (pound sign) to DL note an added two '##' (pound signs) on DSCR note below the table.

BELLSOUTH BUSINESS RULES FOR LOCAL ORDERING Issue 9H			
Posting Date 0928/00			
DATA ELEMENT DICTIONARY Section			
SECTION	SUB-SECTION	FIELD/ FIELDS	DESCRIPTION
LSR	Administrative Section Fields	TOS	Updated Rule 11: to show " When the 2nd character of the TOS field is E, the 1st character cannot be 2 or 4 ."
LSR	Administrative Section Fields	SPEC	Updated VALID ENTRIES information to show " SPEC – LSF Valid Entries <u>valid in all states <i>except</i> Tennessee, North Carolina, and Georgia</u> effective 03/01/2000. LSF is available in Florida, but is <i>not</i> available in North Carolina."
DL	Listing Indicators Section Fields	DIRNAME	Added VALID ENTRIES, DATA CHARACTERISTICS, EXAMPLE, CONDITIONAL USAGE NOTES, and BUSINESS RULES information for this field.
DL	Listing Instruction Section Fields	NICK	Updated EXAMPLE information.
DL	Listing Instruction Section Fields	ADI	For Note 1 changed 'PASN' to "LASN".
DL	Listing Instruction Section Fields	LALOC	Updated DATA CHARACTERISTICS to only show "Up to 35 alpha/numeric characters".
DL	Listing Instruction Section Fields	LAST	Added Note 3, and added a '#2' to the second note under CONDITIONAL USAGE NOTES.
DL	Directory Delivery Section Fields	DIRNAME	Removed VALID ENTRIES, DATA CHARACTERISTICS, EXAMPLE, CONDITIONAL USAGE NOTES, and BUSINESS RULES information for this field.

- continued -

- continued -

BELLSOUTH BUSINESS RULES FOR LOCAL ORDERING Issue 9H			
Posting Date 0928/00			
DATA ELEMENT DICTIONARY Section			
SECTION	SUB-SECTION	FIELD/ FIELDS	DESCRIPTION
DL	Advertising Section Fields	YPH	Updated EXAMPLE information.
DL	Advertising Section Field	REMARKS	Updated EXAMPLE information.
DSCR	ALIR Sequencing Section Fields (For Listings Being Requested)	SEQTN	Updated EXAMPLE information.
DSCR	Indent Information Section Fields (Recap)	SEQADDR1	Removed 'Manual' indicator (BUSINESS RULES info applies to both manual and electronic processing.
DSCR	Indent Information Section Fields (Recap)	SEQTN1	Updated EXAMPLE information.
DSCR	Indent Information Section Fields (Recap)	INTN	Updated DATA CHARACTERISTICS showing 'Manual' and 'Electronic' info. Updated EXAMPLE information (by showing 'Manual' and 'Electronic' info).
DSCR	Indent Information Section Fields (Recap)	INTEXT	Updated DATA CHARACTERISTICS to show "Up to 50 alpha/numeric characters"
LS	Administrative Section Fields	LQTY	Updated EXAMPLE information.
LS	Service Details Fields	JR	Removed Note under CONDITIONAL USAGE NOTES (CONDITIONAL USAGE NOTES: None).

- continued -

- continued -

BELLSOUTH BUSINESS RULES FOR LOCAL ORDERING Issue 9H			
Posting Date 0928/00			
DATA ELEMENT DICTIONARY Section			
SECTION	SUB-SECTION	FIELD/ FIELDS	DESCRIPTION
LSNP	Administrative Section Fields	LQTY	Updated EXAMPLE information.

August 25, 2000 Issue 9G Update

This document update is a result of SME validation and clarification to CLEC questions. It is NOT directly related to a software release (except LNA of G).

However, we realize that some of the business rule changes will have an impact to your staff and systems. Therefore, any changes that would result in a manual clarification will not be effective until October 2, 2000.

Both the current version (Issue 9F) and this version (Issue 9G) of the BBR-LO will be posted on the Web until October 2, 2000 at which time issue 9F will be removed from the Web.

BELLSOUTH BUSINESS RULES FOR LOCAL ORDERING Issue 9G			
Posting Date 08/30/00			
Introduction Section			
CHAPTER	SECTION	SUB-SECTION	DESCRIPTION
Business Rules for Local Ordering	Introduction	Document Layout	Updated REQTYP M definition.
Business Rules for Local Ordering	General Local Service Ordering Information	Flow-Through Ordering Matrix table	For REQTYP J row deleted 'V' (Valid) in the ACT of V column and added 'V' (Valid) in the ACT of, R column.

- continued -

- continued -

BELLSOUTH BUSINESS RULES FOR LOCAL ORDERING Issue 9G			
Posting Date 08/30/00			
Introduction Section			
CHAPTER	SECTION	SUB-SECTION	DESCRIPTION
Business Rules for Local Ordering	General Local Service Ordering Information	Types of Activities – Listings and Description (Line Level Activities table)	Added LNA = G definition and updated LNA= V definition.
Business Rules for Local Ordering	General Information	Line Level Activities	Added LNA of G definition.

BELLSOUTH BUSINESS RULES FOR LOCAL ORDERING Issue 9G				
Posting Date 08/30/00				
REQTYPs SERVICE REQUEST MATRIXs				
REQTYP	SECTION	TABLE	COLUMN	DESCRIPTION
REQTYP A	REQTYP/ACT Combinations	(LSR) REQTYP A / ACT N (designed)	Conditional	Removed '(m)' from AI and APOT .
REQTYP A	REQTYP/ACT Combinations	(LSR) REQTYP A / ACT N (designed)	Optional	Removed ALBR, SCA, AGAUTH, AUTHMN, LST, SPEC, and BI1. Removed '(m)' from ALTIMPON-TEL NO.
REQTYP A	REQTYP/ACT Combinations	(EU) REQTYP A / ACT N (designed)	Conditional	Removed LOCNUM (Detail) .
REQTYP A	REQTYP/ACT Combinations	(EU) REQTYP A / ACT N (designed)	Optional	Removed LOCNUM (Header) .

- continued -

- continued -

BELLSOUTH BUSINESS RULES FOR LOCAL ORDERING Issue 9G				
Posting Date 08/30/00				
REQTYPs SERVICE REQUEST MATRIXs				
REQTYP	SECTION	TABLE	COLUMN	DESCRIPTION
REQTYP A	REQTYP/ACT Combinations	(LSR) REQTYP A / ACT N (NON- designed)	Optional	Removed '(m)' from ALTIMPCON-TEL NO.
REQTYP A	REQTYP/ACT Combinations	(EU) REQTYP A / ACT N (NON- designed)	Conditional	Removed LOCNUM (Detail).
REQTYP A	REQTYP/ACT Combinations	(EU) REQTYP A / ACT N (NON- designed)	Optional	Removed LOCNUM (Header).
REQTYP A	REQTYP/ACT Combinations	(EU) REQTYP A / ACT C (designed)	Conditional	Removed LOCNUM (Detail).
REQTYP A	REQTYP/ACT Combinations	(EU) REQTYP A / ACT C (designed)	Optional	Removed LOCNUM (Header).
REQTYP A	REQTYP/ACT Combinations	(LSR) REQTYP A / ACT C (NON- designed)	Conditional	Removed CHC.
REQTYP A	REQTYP/ACT Combinations	(LSR) REQTYP A / ACT C (NON- designed)	Optional	Removed ALBR, SCA, AGAUTH, AUTHMN, LST, SPEC, and B11. Removed '(m)' from ALTIMPCON-TEL NO.

- continued -

- continued -

BELLSOUTH BUSINESS RULES FOR LOCAL ORDERING Issue 9G				
Posting Date 08/30/00				
REQTYPs SERVICE REQUEST MATRIXs				
REQTYP	SECTION	TABLE	COLUMN	DESCRIPTION
REQTYP A	REQTYP/ACT Combinations	(EU) REQTYP A / ACT C (NON- designed)	Conditional	Removed LOCNUM (Detail).
REQTYP A	REQTYP/ACT Combinations	(EU) REQTYP A / ACT C (NON- designed)	Optional	Removed LOCNUM (Header).
REQTYP A	REQTYP/ACT Combinations	(EU) REQTYP A / ACT D (designed)	Conditional	Removed LOCNUM (Detail).
REQTYP A	REQTYP/ACT Combinations	(EU) REQTYP A / ACT D (designed)	Optional	Removed LOCNUM (Header).
REQTYP A	REQTYP/ACT Combinations	(EU) REQTYP A / ACT D (NON- designed)	Conditional	Removed LOCNUM (Detail).
REQTYP A	REQTYP/ACT Combinations	(EU) REQTYP A / ACT D (NON- designed)	Optional	Removed LOCNUM (Header).
REQTYP A	REQTYP/ACT Combinations	(LSR) REQTYP A / ACT T (designed)	Required	Added DDDO.

- continued -

- continued -

BELLSOUTH BUSINESS RULES FOR LOCAL ORDERING Issue 9G				
Posting Date 08/30/00				
REQTYPs SERVICE REQUEST MATRIXs				
REQTYP	SECTION	TABLE	COLUMN	DESCRIPTION
REQTYP A	REQTYP/ACT Combinations	(LSR) REQTYP A / ACT T (designed)	Conditional	Removed DFDT* and CHC (e).
REQTYP A	REQTYP/ACT Combinations	(LSR) REQTYP A / ACT T (designed)	Optional	Added DFDT and CHC. Removed ALBR, SCA, LST, SPEC, BI1 and VTA. Removed '(m)' from ALTIMPCON-TEL NO.
REQTYP A	REQTYP/ACT Combinations	(EU) REQTYP A / ACT T (designed)	Conditional	Removed LOCNUM (Detail).
REQTYP A	REQTYP/ACT Combinations	(EU) REQTYP A / ACT T (designed)	Optional	Removed LOCNUM (Header).
REQTYP A	REQTYP/ACT Combinations	(LSR) REQTYP A / ACT T (NON- designed)	Required	Added DFDT.
REQTYP A	REQTYP/ACT Combinations	(LSR) REQTYP A / ACT T (NON- designed)	Conditional	Removed DFDT.
REQTYP A	REQTYP/ACT Combinations	(LSR) REQTYP A / ACT T (NON- designed)	Optional	Added DFDT. Removed ALBR, SCA, LST, SPEC, BI1 and VTA. Removed '(m)' from ALTIMPCON-TEL NO.
REQTYP A	REQTYP/ACT Combinations	(EU) REQTYP A / ACT T (NON- designed)	Conditional	Removed LOCNUM (Detail).

- continued -

- continued -

BELLSOUTH BUSINESS RULES FOR LOCAL ORDERING Issue 9G				
Posting Date 08/30/00				
REQTYPs SERVICE REQUEST MATRIXs				
REQTYP	SECTION	TABLE	COLUMN	DESCRIPTION
REQTYP A	REQTYP/ACT Combinations	(EU) REQTYP A / ACT T (NON- designed)	Optional	Removed LOCNUM (Header).
REQTYP A	REQTYP/ACT Combinations	(LSR) REQTYP A / ACT V (designed)	Conditional	Removed DFDT and added '(e)' to CHC.
REQTYP A	REQTYP/ACT Combinations	(EU) REQTYP A / ACT V (designed)	Required	Removed LOCNUM (Detail).
REQTYP A	REQTYP/ACT Combinations	(EU) REQTYP A / ACT V (designed)	Conditional	Removed LOCNUM (Header).
REQTYP A	REQTYP/ACT Combinations	(EU) REQTYP A / ACT V (designed)	Optional	Removed ALBR, SCA, LST, and SPEC. Removed '(m)' from ALTIMPCON-TEL NO.
REQTYP A	REQTYP/ACT Combinations	(LSR) REQTYP A / ACT V (NON- designed)	Optional	Removed ALBR, SCA, LST, and SPEC. Removed '(m)' from ALTIMPCON-TEL NO.
REQTYP A	REQTYP/ACT Combinations	(EU) REQTYP A / ACT V (NON- designed)	Conditional	Removed LOCNUM (Detail).

- continued -

- continued -

BELLSOUTH BUSINESS RULES FOR LOCAL ORDERING Issue 9G				
Posting Date 08/30/00				
REQTYPs SERVICE REQUEST MATRIXs				
REQTYP	SECTION	TABLE	COLUMN	DESCRIPTION
REQTYP A	REQTYP/ACT Combinations	(EU) REQTYP A / ACT V (NON- designed)	Optional	Removed LOCNUM (Header).
REQTYP A	LNA Tables	non-Designed Analog Loop LNA = N	Optional	Removed SAN, SYSTEM ID, SHELF,SLOT, RELAY RACK.
REQTYP A	LNA Tables	non-Designed Analog Loop LNA = C	Optional	Removed SAN, SYSTEM ID, SHELF,SLOT, RELAY RACK.
REQTYP A	LNA Tables	non-Designed Analog Loop LNA = V	Required	Added DISC NBR.
REQTYP A	LNA Tables	non-Designed Analog Loop LNA = V	Conditional	Removed DFDT.
REQTYP A	LNA Tables	non-Designed Analog Loop LNA = V	Optional	Removed SAN, SYSTEM ID, SHELF,SLOT, RELAY RACK. Added DFDT*.
REQTYP A	LNA Tables	Designed Analog Loop LNA = N	Optional	Removed SAN, SYSTEM ID, SHELF,SLOT, RELAY RACK.
REQTYP A	LNA Tables	Designed Analog Loop LNA = C	Optional	Removed SAN, SYSTEM ID, SHELF,SLOT, RELAY RACK.
REQTYP A	LNA Tables	Designed Analog Loop LNA = V	Required	Added DISC NBR.
REQTYP A	LNA Tables	Designed Analog Loop LNA = V	Optional	Removed SAN, SYSTEM ID, SHELF,SLOT, RELAY RACK.

- continued -

- continued -

BELLSOUTH BUSINESS RULES FOR LOCAL ORDERING Issue 9G				
Posting Date 08/30/00				
REQTYPs SERVICE REQUEST MATRIXs				
REQTYP	SECTION	TABLE	COLUMN	DESCRIPTION
REQTYP A	LNA Tables	Designed, Digital, Data Loop (DS0) LNA = N	Optional	Removed SAN, SYSTEM ID, SHELF,SLOT, RELAY RACK.
REQTYP A	LNA Tables	Designed, Digital, Data Loop (DS0) LNA = C	Optional	Removed SAN, SYSTEM ID, SHELF, SLOT, RELAY RACK.
REQTYP A	LNA Tables	Designed, Digital, Data Loop (DS0) LNA = V	Required	Added DFDT.
REQTYP A	LNA Tables	Designed, Digital, Data Loop (DS0) LNA = V	Optional	Removed SAN, SYSTEM ID, SHELF, SLOT, RELAY RACK.
REQTYP A	LNA Tables	Designed, Digital, Data Loop (DS1) LNA = N	Optional	Removed SAN, SYSTEM ID, SHELF, SLOT, RELAY RACK.
REQTYP A	LNA Tables	Designed, Digital, Data Loop (DS1) LNA = C	Optional	Removed SAN, SYSTEM ID, SHELF, SLOT, RELAY RACK.
REQTYP A	LNA Tables	Designed, Digital, Data Loop (DS1) LNA = V	Required	Added DFDT.
REQTYP A	LNA Tables	Designed, Digital, Data Loop (DS1) LNA = V	Optional	Removed SAN, SYSTEM ID, SHELF, SLOT, RELAY RACK.

- continued -

- continued -

BELLSOUTH BUSINESS RULES FOR LOCAL ORDERING Issue 9G				
Posting Date 08/30/00				
REQTYPs SERVICE REQUEST MATRIXs				
REQTYP	SECTION	TABLE	COLUMN	DESCRIPTION
REQTYP A	LNA Tables	Designed, Digital Basic Rate ISDN LNA = N	Optional	Removed SAN, SYSTEM ID, SHELF, SLOT, RELAY RACK.
REQTYP A	LNA Tables	Designed, Digital, Basic Rate ISDN LNA = C	Optional	Removed SAN, SYSTEM ID, SHELF, SLOT, RELAY RACK.
REQTYP A	LNA Tables	Designed, Digital, Basic Rate ISDN LNA = V	Optional	Removed SAN, SYSTEM ID, SHELF, SLOT, RELAY RACK.
REQTYP B	REQTYP/ACT Combinations	(LSR) REQTYP B / ACT V (INP - designed)	Conditional	Added CHC(e).
REQTYP B	REQTYP/ACT Combinations	(LSR) REQTYP B / ACT V (INP - designed)	Optional	Removed the '(m)' for ALTIMPCON and ALTIMPCON-PAGER. Removed SPEC, ALBR, SCA, and VTA. Removed '(m)' on EXP. Added DFDT*.
REQTYP B	REQTYP/ACT Combinations	(EU) REQTYP B / ACT V (INP - designed)	Conditional	Removed LOCNUM (Detail). Removed LOCACT(e).
REQTYP B	REQTYP/ACT Combinations	(EU) REQTYP B / ACT V (INP - designed)	Optional	Removed LOCNUM (Header). Removed '(m)' on ACC.

- continued -

- continued -

BELLSOUTH BUSINESS RULES FOR LOCAL ORDERING Issue 9G				
Posting Date 08/30/00				
REQTYPs SERVICE REQUEST MATRIXs				
REQTYP	SECTION	TABLE	COLUMN	DESCRIPTION
REQTYP B	REQTYP/ACT Combinations	(LSR) REQTYP B / ACT V (LNP - designed)	Required	Added DSGCON-TEL NO., DSGCON-STREET ,DSGCON- CITY, DSGCON-ZIP CODE.,
REQTYP B	REQTYP/ACT Combinations	(LSR) REQTYP B / ACT V (LNP - designed)	Conditional	Removed DFDT and DSGCON-TEL NO., DSGCON-STREET ,DSGCON- CITY, DSGCON-ZIP CODE. Added NNSP. Removed CHC.
REQTYP B	REQTYP/ACT Combinations	(LSR) REQTYP B / ACT V (LNP - designed)	Optional	Added DFDT. Removed NNSP, ALBR, SCA, LST, RORD, IMPCON-PAGER, ALTIMPCON, ALTIMPCON-TEL NO., ALTIMPCON-PAGER and VTA. Removed '(m)' on ACC.
REQTYP B	REQTYP/ACT Combinations	(EU) REQTYP B / ACT V (LNP - designed)	Conditional	Removed LOCACT(e).
REQTYP B	REQTYP/ACT Combinations	(EU) REQTYP B / ACT V (LNP - designed)	Optional	Removed LOCNUM (Header).
REQTYP B	REQTYP/ACT Combinations	(LSR) REQTYP B / ACT V (INP non-designed)	Optional	Removed the '(m)' for ALTIMPCON and ALTIMPCON-PAGER. Removed ALBR, LST, VTA.
REQTYP B	REQTYP/ACT Combinations	(EU) REQTYP B / ACT V (INP non-designed)	Conditional	Removed LOCNUM (Detail) and LOCACT(e). Removed '(m)' on ACC.

- continued -

- continued -

BELLSOUTH BUSINESS RULES FOR LOCAL ORDERING Issue 9G				
Posting Date 08/30/00				
REQTYPs SERVICE REQUEST MATRIXs				
REQTYP	SECTION	TABLE	COLUMN	DESCRIPTION
REQTYP B	REQTYP/ACT Combinations	(EU) REQTYP B / ACT V (INP non-designed)	Optional	Removed LOCNUM (Header).
REQTYP B	REQTYP/ACT Combinations	(LSR) REQTYP B / ACT V (LNP non-designed)	Conditional	Removed AI, APOT, and LOCACT(e).
REQTYP B	REQTYP/ACT Combinations	(LSR) REQTYP B / ACT V (LNP non-designed)	Optional	Removed ALBR, SCA, LST, RORD, IMPCON-PAGER, DSGCON-TEL NO., DSGCON-STREET ,DSGCON- CITY, DSGCON-ZIP CODE, ALTIMPCON, ALTIMPCON-TEL NO., ALTIMPCON-PAGER and VTA.
REQTYP B	REQTYP/ACT Combinations	(EU) REQTYP B / ACT V (LNP non-designed)	Conditional	Removed LOCACT(e).
REQTYP B	REQTYP/ACT Combinations	(LSR) REQTYP B / ACT P (INP - designed)	Conditional	Added CHC.
REQTYP B	REQTYP/ACT Combinations	(LSR) REQTYP B / ACT P (INP - designed)	Optional	Removed the '(m)' for ALTIMPCON and ALTIMPCON-PAGER. Removed VTA. Added '(m)' for EXP. Added ALTIMPCON -PAGER and DFDT*..
REQTYP B	REQTYP/ACT Combinations	(EU) REQTYP B / ACT P (INP - designed)	Conditional	Removed LOCNUM (Detail). Removed LOCACT(e). Removed the '(m)' for ACC.

- continued -

- continued -

BELLSOUTH BUSINESS RULES FOR LOCAL ORDERING Issue 9G				
Posting Date 08/30/00				
REQTYPs SERVICE REQUEST MATRIXs				
REQTYP	SECTION	TABLE	COLUMN	DESCRIPTION
REQTYP B	REQTYP/ACT Combinations	(EU) REQTYP B / ACT P (INP - designed)	Optional	Removed LOCNUM (Header).
REQTYP B	REQTYP/ACT Combinations	(LSR) REQTYP B / ACT P (LNP - designed)	Required	Added DSGCON-TEL NO., DSGCON-STREET ,DSGCON- CITY, DSGCON-ZIP CODE.
REQTYP B	REQTYP/ACT Combinations	(LSR) REQTYP B / ACT P (LNP - designed)	Conditional	Removed DFDT, CHC, DSGCON-TEL NO., DSGCON-STREET ,DSGCON- CITY, and DSGCON-ZIP CODE.
REQTYP B	REQTYP/ACT Combinations	(LSR) REQTYP B / ACT P (LNP - designed)	Optional	Added DFDT. Removed NNSP, ALBR, SCA, LST, RORD, VTA, IMPCON-PAGER, ALTIMPCON, ALTIMPCON-TEL NO., ALTIMPCON-PAGER.
REQTYP B	REQTYP/ACT Combinations	(EU) REQTYP B / ACT P (LNP - designed)	Conditional	Added EAN. Removed LOCACT(e).
REQTYP B	REQTYP/ACT Combinations	(EU) REQTYP B / ACT P (LNP - designed)	Optional	Removed LOCNUM (Header).
REQTYP B	REQTYP/ACT Combinations	(LSR) REQTYP B / ACT P (INP non-designed)	Optional	Removed ALBR, SCA, LST, SPEC, and VTA. Removed the '(m)' for ALTIMPCON and ALTIMPCON-PAGER.

- continued -

- continued -

BELLSOUTH BUSINESS RULES FOR LOCAL ORDERING Issue 9G				
Posting Date 08/30/00				
REQTYPs SERVICE REQUEST MATRIXs				
REQTYP	SECTION	TABLE	COLUMN	DESCRIPTION
REQTYP B	REQTYP/ACT Combinations	(EU) REQTYP B / ACT P (INP non-designed)	Conditional	Removed LOCNUM (Detail) and LOCACT(e).
REQTYP B	REQTYP/ACT Combinations	(EU) REQTYP B / ACT P (INP non-designed)	Optional	Removed LOCNUM (Header). Removed the '(m)' for ACC.
REQTYP B	REQTYP/ACT Combinations	(LSR) REQTYP B / ACT P (LNP non-designed)	Optional	Removed VTA.
REQTYP B	REQTYP/ACT Combinations	(LSR) REQTYP B / ACT Q (INP - designed)	Conditional	Added CHC.
REQTYP B	REQTYP/ACT Combinations	(LSR) REQTYP B / ACT Q (INP - designed)	Optional	Removed ALBR, SCA, LST, SPEC, VTA, IMPCON-PAGER and the '(m)' for ALTIMPCON and ALTIMPCON-PAGER. Added DFDT*.
REQTYP B	REQTYP/ACT Combinations	(EU) REQTYP B / ACT Q (INP - designed)	Conditional	Removed LOCNUM (Detail). Removed LOCACT(e). Removed the '(m)' for ACC.
REQTYP B	REQTYP/ACT Combinations	(EU) REQTYP B / ACT Q (INP - designed)	Optional	Removed LOCNUM (Header).
REQTYP B	REQTYP/ACT Combinations	(LSR) REQTYP B / ACT Q (LNP - designed)	Required	Added DSGCON-TEL NO., DSGCON-STREET ,DSGCON- CITY, DSGCON-ZIP CODE.

- continued -

- continued -

BELLSOUTH BUSINESS RULES FOR LOCAL ORDERING Issue 9G				
Posting Date 08/30/00				
REQTYPs SERVICE REQUEST MATRIXs				
REQTYP	SECTION	TABLE	COLUMN	DESCRIPTION
REQTYP B	REQTYP/ACT Combinations	(LSR) REQTYP B / ACT Q (LNP - designed)	Conditional	Removed AI, APOT, DFDT, CHC, DSGCON-TEL NO., DSGCON -STREET ,DSGCON- CITY, and DSGCON-ZIP CODE. Added NNSP.
REQTYP B	REQTYP/ACT Combinations	(LSR) REQTYP B / ACT Q (LNP - designed)	Optional	Added DFDT. Removed NNSP, ALBR, SCA, LST, RORD, IMPCON-PAGER, ALTIMPCON, ALTIMPCON-TEL NO., ALTIMPCON-PAGER.
REQTYP B	REQTYP/ACT Combinations	(EU) REQTYP B / ACT Q (LNP - designed)	Conditional	Removed LOCACT and LOCNUM (Detail).
REQTYP B	REQTYP/ACT Combinations	(EU) REQTYP B / ACT Q (LNP - designed)	Optional	Removed LOCNUM (Header).
REQTYP B	REQTYP/ACT Combinations	(LSR) REQTYP B / ACT Q (INP non-designed)	Optional	Removed ALBR, SCA, LST, VTA, and SPEC. Removed the '(m)' for ALTIMPCON and ALTIMPCON-PAGER.
REQTYP B	REQTYP/ACT Combinations	(EU) REQTYP B / ACT Q (INP non-designed)	Conditional	Removed LOCNUM (Detail) , LOCACT, and LEATN.
REQTYP B	REQTYP/ACT Combinations	(EU) REQTYP B / ACT Q (INP non-designed)	Optional	Removed LOCNUM (Header) and Remove the '(m)' for ACC.

- continued -

- continued -

BELLSOUTH BUSINESS RULES FOR LOCAL ORDERING Issue 9G				
Posting Date 08/30/00				
REQTYPs SERVICE REQUEST MATRIXs				
REQTYP	SECTION	TABLE	COLUMN	DESCRIPTION
REQTYP B	REQTYP/ACT Combinations	(LSR) REQTYP B / ACT Q (LNP non-designed)	Conditional	Removed AI, APOT, VTA, DFDT, DSGCON-TEL NO., DSGCON -STREET ,DSGCON- CITY, DSGCON-ZIP CODE, ALTIMPCON ALTIMPCO-TEL NO, and ALTIMPCON-PAGER. Added NNSP.
REQTYP B	REQTYP/ACT Combinations	(LSR) REQTYP B / ACT Q (LNP non-designed)	Optional	Added DFDT. Removed NNSP, ALBR, SCA, LST, RORD, IMPCON-PAGER, DRC, DSGCON-FAX NO., DSGCON-FLOOR ,DSGCON- ROOM.
REQTYP B	REQTYP/ACT Combinations	(EU) REQTYP B / ACT Q (LNP non-designed)	Conditional	Removed LOCACT and LOCNUM (Detail).
REQTYP B	REQTYP/ACT Combinations	(EU) REQTYP B / ACT Q (LNP non-designed)	Optional	Removed LOCNUM (Header).
REQTYP B	LNA Tables	NON- designed Analog Loop (INP) LNA = N	Optional	Removed SYSTEM, SHELF, SLOT, and RELAY RACK.
REQTYP B	LNA Tables	NON- designed Analog Loop (LNP) LNA = N	Optional	Removed TSP, SYSTEM, SHELF, SLOT, and RELAY RACK.

- continued -

- continued -

BELLSOUTH BUSINESS RULES FOR LOCAL ORDERING Issue 9G				
Posting Date 08/30/00				
REQTYPs SERVICE REQUEST MATRIXs				
REQTYP	SECTION	TABLE	COLUMN	DESCRIPTION
REQTYP B	LNA Tables	NON- designed Analog Loop (INP) LNA = V	Optional	Removed SYSTEM, SHELF, SLOT, and RELAY RACK.
REQTYP B	LNA Tables	NON- designed Analog Loop (LNP) LNA = V	Optional	Removed SYSTEM, SHELF, SLOT, and RELAY RACK.
REQTYP B	LNA Tables	Designed, Analog Loop (INP) LNA = N	Optional	Removed SYSTEM, SHELF, SLOT, and RELAY RACK.
REQTYP B	LNA Tables	Designed, Analog Loop (LNP) LNA = N	Optional	Removed SYSTEM, SHELF, SLOT, and RELAY RACK.
REQTYP B	LNA Tables	Designed Analog Loop (INP) LNA = V	Optional	Removed SYSTEM, SHELF, SLOT, and RELAY RACK.
REQTYP B	LNA Tables	Designed Analog Loop (LNP) LNA = V	Optional	Removed SYSTEM, SHELF, SLOT, and RELAY RACK.
REQTYP B	LNA Tables	Designed Digital, Data Loop-DS0 (INP) LNA = N	Optional	Removed SYSTEM, SHELF, SLOT, and RELAY RACK.

- continued -

- continued -

BELLSOUTH BUSINESS RULES FOR LOCAL ORDERING Issue 9G				
Posting Date 08/30/00				
REQTYPs SERVICE REQUEST MATRIXs				
REQTYP	SECTION	TABLE	COLUMN	DESCRIPTION
REQTYP B	LNA Tables	Designed Digital, Data Loop-DS0 (LNP) LNA = N	Optional	Removed SYSTEM, SHELF, SLOT, and RELAY RACK.
REQTYP B	LNA Tables	Designed Digital, Data Loop-DS0 (INP) LNA = V	Optional	Removed SYSTEM, SHELF, SLOT, and RELAY RACK.
REQTYP B	LNA Tables	Designed Digital, Data Loop-DS0 (LNP) LNA = V	Optional	Removed SYSTEM, SHELF, SLOT, and RELAY RACK.
REQTYP B	LNA Tables	Designed Digital, Basic Rate-ISDN (INP) LNA = N	Optional	Removed SYSTEM, SHELF, SLOT, and RELAY RACK.
REQTYP B	LNA Tables	Designed Digital, Basic Rate-ISDN (LNP) LNA = N	Optional	Removed SYSTEM, SHELF, SLOT, and RELAY RACK.
REQTYP B	LNA Tables	Designed Digital, Basic Rate-ISDN (INP) LNA = V	Optional	Removed SYSTEM, SHELF, SLOT, and RELAY RACK.

- continued -

- continued -

BELLSOUTH BUSINESS RULES FOR LOCAL ORDERING Issue 9G				
Posting Date 08/30/00				
REQTYPs SERVICE REQUEST MATRIXs				
REQTYP	SECTION	TABLE	COLUMN	DESCRIPTION
REQTYP B	LNA Tables	Designed Digital , Basic Rate-ISDN (LNP) LNA = V	Optional	Removed SYSTEM, SHELF, SLOT, and RELAY RACK.
REQTYP C	REQTYP/ACT Combinations	(EU) INP REQTYP C / ACT C	Optional	Added '* 'to DISC NBR.
REQTYP C	REQTYP/ACT Combinations	(EU) LNP REQTYP C / ACT C	Conditional	Removed TC OPT. Added TC PER.
REQTYP C	REQTYP/ACT Combinations	(EU) LNP REQTYP C / ACT C	Optional	Removed TC PER. Added TC OPT*. Added '* 'to DISC NBR.
REQTYP C	REQTYP/ACT Combinations	(LSR) INP REQTYP C / ACT D	Optional	Removed BI1.
REQTYP C	REQTYP/ACT Combinations	(EU) INP REQTYP C / ACT D	Conditional	Removed DISC NBR and TC OPT.
REQTYP C	REQTYP/ACT Combinations	(EU) INP REQTYP C / ACT D	Optional	Added DISC NBR* and TC OPT*.
REQTYP C	REQTYP/ACT Combinations	(LSR) INP REQTYP C / ACT V	Optional	Removed CHC.
REQTYP C	REQTYP/ACT Combinations	(LSR) LNP REQTYP C / ACT V	Conditional	Removed IMPCON TEL NO..

- continued -

- continued -

BELLSOUTH BUSINESS RULES FOR LOCAL ORDERING Issue 9G				
Posting Date 08/30/00				
REQTYPs SERVICE REQUEST MATRIXs				
REQTYP	SECTION	TABLE	COLUMN	DESCRIPTION
REQTYP C	REQTYP/ACT Combinations	(LSR) LNP REQTYP C / ACT V	Optional	Removed DFDT,CHC, BI1, IMPCON, and IMPCON-PAGER. Added LCON, LCON-TEL NO.
REQTYP C	REQTYP/ACT Combinations	(EU) LNP REQTYP C / ACT V	Conditional	Added TC PER.
REQTYP C	REQTYP/ACT Combinations	(EU) LNP REQTYP C / ACT V	Optional	Removed TC PER. Added ACC(m). Added '* 'to DISC NBR and TC OPT.
REQTYP C	REQTYP/ACT Combinations	(LSR) LNP REQTYP C / ACT P	Conditional	Removed IMPCON TEL NO..
REQTYP C	REQTYP/ACT Combinations	(LSR) LNP REQTYP C / ACT P	Optional	Removed DFDT,CHC, BI1, IMPCON, and IMPCON-PAGER. Added LCON, LCON-TEL NO.
REQTYP C	REQTYP/ACT Combinations	(EU) LNP REQTYP C / ACT P	Conditional	Added TC PER.
REQTYP C	REQTYP/ACT Combinations	(EU) LNP REQTYP C / ACT P	Optional	Removed TC PER. Added ACC(m). Added '* 'to DISC NBR and TC OPT.
REQTYP C	REQTYP/ACT Combinations	(LSR) LNP REQTYP C / ACT Q	Conditional	Removed IMPCON TEL NO..
REQTYP C	REQTYP/ACT Combinations	(LSR) LNP REQTYP C / ACT Q	Optional	Removed DFDT,CHC, BI1, IMPCON, and IMPCON-PAGER. Added LCON, LCON-TEL NO..

- continued -

- continued -

BELLSOUTH BUSINESS RULES FOR LOCAL ORDERING Issue 9G				
Posting Date 08/30/00				
REQTYPs SERVICE REQUEST MATRIXs				
REQTYP	SECTION	TABLE	COLUMN	DESCRIPTION
REQTYP C	REQTYP/ACT Combinations	(EU) LNP REQTYP C / ACT Q	Conditional	Added TC PER.
REQTYP C	REQTYP/ACT Combinations	(EU) LNP REQTYP C / ACT Q	Optional	Removed TC PER. Added ACC(m). Added '* 'to DISC NBR and TC OPT.
REQTYP C	LNA Tables	(INP) LNA = D	–	Updated Table Header(title) to show: 'LNA = D - LNP '.
REQTYP C	LNA Tables	(INP) LNA = D	Conditional	Added TC PER.
REQTYP C	LNA Tables	(INP) LNA = D	Optional	Removed TC PER.
REQTYP E (Resale – Non-Complex)	Ordering Information	Forms	—	Updated the DL and DSCR columns to change the O (optional) entry to C (conditional)-with '**' and added two notes under the table to describe the conditions that DL and DSCR apply.
REQTYP E (Resale – Non-Complex)	Completing the RS form	LNAs for each (ACT)	Then LNA is:	Added letter 'G' (LNA=G) for rows: V, P, and Q.
REQTYP E (Resale – Non-Complex)	Completing the RS form	—	—	Added LNA of G definition.
REQTYP E (Resale – Non-Complex)	REQTYP/ACT Combinations	(LSR) REQTYP E / ACT letter (Resale – Non- Complex)	Conditional	Deleted ALTIMP CON-TEL NO..

- continued -

- continued -

BELLSOUTH BUSINESS RULES FOR LOCAL ORDERING Issue 9G				
Posting Date 08/30/00				
REQTYPs SERVICE REQUEST MATRIXs				
REQTYP	SECTION	TABLE	COLUMN	DESCRIPTION
REQTYP E (Resale – Non-Complex)	REQTYP/ACT Combinations	(LSR) REQTYP E / ACT N (Resale – Non- Complex)	Optional	Removed IMPCON-PAGER, ALTIMPCON, and ALTIMPCON-PAGER. Added EXP and REMARKS.
REQTYP E (Resale – Non-Complex)	REQTYP/ACT Combinations	(EU) REQTYP E / ACT N (Resale – Non- Complex)	Required	Added (e) to LOCNUM (Detail)
REQTYP E (Resale – Non-Complex)	REQTYP/ACT Combinations	(EU) REQTYP E / ACT N (Resale – Non- Complex)	Conditional	Added SASF, SASD, SATH, and SASS.
REQTYP E (Resale – Non-Complex)	REQTYP/ACT Combinations	(EU) REQTYP E / ACT N (Resale – Non- Complex)	Optional	Added '(e)' to LOCNUM (Header). Removed SASF, SASD, SATH, and SASS. Added (m) to ACC. Added LOCNUM (m).
REQTYP E (Resale – Non-Complex)	REQTYP/ACT Combinations	(LSR) REQTYP E / ACT C (Resale – Non- Complex)	Required	Removed '(m)' from ATN. Added '(m)' to SC "LCSC". Removed '(m)' from INIT, IMPCON, and IMPCON-TEL NO.. Added SASN(e), EU-CITY(e), EU-STATE(e), EU-ZIP CODE(e).

- continued -

- continued -

BELLSOUTH BUSINESS RULES FOR LOCAL ORDERING Issue 9G				
Posting Date 08/30/00				
REQTYPs SERVICE REQUEST MATRIXs				
REQTYP	SECTION	TABLE	COLUMN	DESCRIPTION
REQTYP E (Resale – Non-Complex)	REQTYP/ACT Combinations	(LSR) REQTYP E / ACT C (Resale – Non- Complex)	Conditional	Deleted ALTIMPCON-TEL NO..
REQTYP E (Resale – Non-Complex)	REQTYP/ACT Combinations	(LSR) REQTYP E / ACT C (Resale – Non- Complex)	Optional	Removed IMPCON-PAGER, ALTIMPCON, ALTIMPCON-PAGER. Added DFDT, EXP, and REMARKS.
REQTYP E (Resale – Non-Complex)	REQTYP/ACT Combinations	(EU) REQTYP E / ACT C (Resale – Non- Complex)	Required	Added '(e)' to LOCNUM (Detail). Removed '(m)' from ATN. Added SASN, EU-CITY, EU- STATE, EU-ZIP CODE.
REQTYP E (Resale – Non-Complex)	REQTYP/ACT Combinations	(EU) REQTYP E / ACT C (Resale – Non- Complex)	Conditional	Added '(e)' to LOCNUM (Detail).
REQTYP E (Resale – Non-Complex)	REQTYP/ACT Combinations	(EU) REQTYP E / ACT C (Resale – Non- Complex)	Optional	Added '(e)' to LOCNUM (Detail). Added '(m)' to LOCNUM.

- continued -

- continued -

BELLSOUTH BUSINESS RULES FOR LOCAL ORDERING Issue 9G				
Posting Date 08/30/00				
REQTYPs SERVICE REQUEST MATRIXs				
REQTYP	SECTION	TABLE	COLUMN	DESCRIPTION
REQTYP E (Resale – Non-Complex)	REQTYP/ACT Combinations	(LSR) REQTYP E / ACT D (Resale – Non- Complex)	Required	Removed '(m)' from INIT, INIT-TEL NO., and INIT-FAX NO..
REQTYP E (Resale – Non-Complex)	REQTYP/ACT Combinations	(LSR) REQTYP E / ACT D (Resale – Non- Complex)	Conditional	Removed INIT-TEL NO, INIT-FAX NO., IMPCON-TEL NO., and ALTIMPCON-TEL NO..
REQTYP E (Resale – Non-Complex)	REQTYP/ACT Combinations	(LSR) REQTYP E / ACT D (Resale – Non- Complex)	Optional	Removed INIT, IMPCON, IMPCON-PAGER, ALTIMPCON, and ALTIMPCON-PAGER. Added REMARKS.
REQTYP E (Resale – Non-Complex)	REQTYP/ACT Combinations	(LSR) REQTYP E / ACT letter (Resale – Non- Complex)	Required	Added DDDO.
REQTYP E (Resale – Non-Complex)	REQTYP/ACT Combinations	(LSR) REQTYP T / ACT E (Resale – Non- Complex)	Optional	Removed IMPCON-PAGER, ALTIMPCON, and ALTIMPCON- PAGER. Added EXP and REMARKS.

- continued -

- continued -

BELLSOUTH BUSINESS RULES FOR LOCAL ORDERING Issue 9G				
Posting Date 08/30/00				
REQTYPs SERVICE REQUEST MATRIXs				
REQTYP	SECTION	TABLE	COLUMN	DESCRIPTION
REQTYP E (Resale – Non-Complex)	REQTYP/ACT Combinations	(EU) REQTYP E / ACT T (Resale – Non- Complex)	Required	Added '(e)' to LOCNUM (Detail).
REQTYP E (Resale – Non-Complex)	REQTYP/ACT Combinations	(EU) REQTYP E / ACT T (Resale – Non- Complex)	Conditional	Added TC TO PRI, TC TO SEC, TCID, TC NAME, TC PER, SASF, SASD, SATH, and SASS.
REQTYP E (Resale – Non-Complex)	REQTYP/ACT Combinations	(EU) REQTYP E / ACT T (Resale – Non- Complex)	Optional	Removed SASF, SASD, SATH, and SASS. Added '(e)' to LOCNUM (Header). Added LOCNUM (m) and TC OPT*.
REQTYP E (Resale – Non-Complex)	REQTYP/ACT Combinations	(LSR) REQTYP E / ACT V (Resale – Non- Complex)	Required	Added IMPCON, IMPCON-TEL NO..
REQTYP E (Resale – Non-Complex)	REQTYP/ACT Combinations	(LSR) REQTYP E / ACT V (Resale – Non- Complex)	Conditional	Removed ALTIMPCON-TEL NO..

- continued -

- continued -

BELLSOUTH BUSINESS RULES FOR LOCAL ORDERING Issue 9G				
Posting Date 08/30/00				
REQTYPs SERVICE REQUEST MATRIXs				
REQTYP	SECTION	TABLE	COLUMN	DESCRIPTION
REQTYP E (Resale – Non-Complex)	REQTYP/ACT Combinations	(LSR) REQTYP E / ACT V (Resale – Non- Complex)	Optional	Deleted IMPCON-PAGER, ALTIMPCON, and ALTIMPCON- PAGER . Added EXP, IWO.
REQTYP E (Resale – Non-Complex)	REQTYP/ACT Combinations	(EU) REQTYP E / ACT V (Resale – Non- Complex)	Required	Added '(e)' to LOCNUM (Detail).
REQTYP E (Resale – Non-Complex)	REQTYP/ACT Combinations	(EU) REQTYP E / ACT V (Resale – Non- Complex)	Conditional	Removed '(m)' from FB-BILLCON -TEL NO. Removed DISC NBR . Added DDDO(m), SASF, SASD, SATH, and SASS.
REQTYP E (Resale – Non-Complex)	REQTYP/ACT Combinations	(EU) REQTYP E / ACT V (Resale – Non- Complex)	Optional	Removed SASF, SASD, SATH, and SASS. Added LOCNUM(m) and IWO*, TC OPT*. Added '* 'to EUM. Added '(e)' to LOCNUM (Header)*.
REQTYP E (Resale – Non-Complex)	REQTYP/ACT Combinations	(LSR) REQTYP E / ACT S (Resale – Non- Complex)	Required	Added RPON and REMARKS.

- continued -

- continued -

BELLSOUTH BUSINESS RULES FOR LOCAL ORDERING Issue 9G				
Posting Date 08/30/00				
REQTYPs SERVICE REQUEST MATRIXs				
REQTYP	SECTION	TABLE	COLUMN	DESCRIPTION
REQTYP E (Resale – Non-Complex)	REQTYP/ACT Combinations	(LSR) REQTYP E / ACT S (Resale – Non- Complex)	Conditional	Added SASN(e), SANO or SADLO (e), SASF(e), SASD(e), SATH(e), and SASS(e).
REQTYP E (Resale – Non-Complex)	REQTYP/ACT Combinations	(LSR) REQTYP E / ACT S (Resale – Non- Complex)	Optional	Removed SASF, SASD, SATH, SASS. Added '(e)' to LOCNUM (Header). Added LOCNUM(m).
REQTYP E (Resale – Non-Complex)	REQTYP/ACT Combinations	(EU) REQTYP E / ACT S (Resale – Non- Complex)	Required	Added '(e)' to LOCNUM (Detail). Removed SASN and 'SANO or SADLO'.
REQTYP E (Resale – Non-Complex)	REQTYP/ACT Combinations	(EU) REQTYP E / ACT S (Resale – Non- Complex)	Conditional	Added SASN(e), SANO or SADLO(e), SASF(e), SASD(e), SATH(e), SASS(e), LOCNUM(m).
REQTYP E (Resale – Non-Complex)	REQTYP/ACT Combinations	(EU) REQTYP E / ACT S (Resale – Non- Complex)	Optional	Removed SASF, SASD, SATH, and SASS. Added LOCNUM(m). Added '(e)' to LOCNUM (Header)*.

- continued -

- continued -

BELLSOUTH BUSINESS RULES FOR LOCAL ORDERING Issue 9G				
Posting Date 08/30/00				
REQTYPs SERVICE REQUEST MATRIXs				
REQTYP	SECTION	TABLE	COLUMN	DESCRIPTION
REQTYP E (Resale – Non-Complex)	REQTYP/ACT Combinations	(LSR) REQTYP E / ACT B (Resale – Non- Complex)	Conditional	Removed INIT-TEL NO., and INIT-FAX NO..
REQTYP E (Resale – Non-Complex)	REQTYP/ACT Combinations	(LSR) REQTYP E / ACT B (Resale – Non- Complex)	Optional	Removed INIT. Added RPON and REMARKS.
REQTYP E (Resale – Non-Complex)	REQTYP/ACT Combinations	(EU) REQTYP E / ACT B (Resale – Non- Complex)	Conditional	Added '(m)' to VER. Removed LOCACT.
REQTYP E (Resale – Non-Complex)	REQTYP/ACT Combinations	(EU) REQTYP E / ACT B (Resale – Non- Complex)	Optional	Added '(e)' to LOCNUM (Header)*.
REQTYP E (Resale – Non-Complex)	REQTYP/ACT Combinations	(LSR) REQTYP E / ACT W (Resale – Non- Complex)	Conditional	Removed LOCQTY.

- continued -

- continued -

BELLSOUTH BUSINESS RULES FOR LOCAL ORDERING Issue 9G				
Posting Date 08/30/00				
REQTYPs SERVICE REQUEST MATRIXs				
REQTYP	SECTION	TABLE	COLUMN	DESCRIPTION
REQTYP E (Resale – Non-Complex)	REQTYP/ACT Combinations	(LSR) REQTYP E / ACT W (Resale – Non- Complex)	Optional	Added RPON and REMARKS.
REQTYP E (Resale – Non-Complex)	REQTYP/ACT Combinations	(EU) REQTYP E / ACT W (Resale – Non- Complex)	Required	Added '(e)' to LOCNUM (Detail).
REQTYP E (Resale – Non-Complex)	REQTYP/ACT Combinations	(EU) REQTYP E / ACT W (Resale – Non- Complex)	Conditional	Removed EAN or EATN, IWCON, and IWCON-TEL NO..
REQTYP E (Resale – Non-Complex)	REQTYP/ACT Combinations	(EU) REQTYP E / ACT W (Resale – Non- Complex)	Optional	Added '(e)' to LOCNUM (Header)*. Added SASN, SANO or SADLO, SASF, SASD, SATH, and SASS.
REQTYP E (Resale – Non-Complex)	REQTYP/ACT Combinations	(LSR) REQTYP E / ACT L (Resale – Non- Complex)	Conditional	Removed LOCQTY, INIT-TEL NO., and INIT-FAX NO..

- continued -

- continued -

BELLSOUTH BUSINESS RULES FOR LOCAL ORDERING Issue 9G				
Posting Date 08/30/00				
REQTYPs SERVICE REQUEST MATRIXs				
REQTYP	SECTION	TABLE	COLUMN	DESCRIPTION
REQTYP E (Resale – Non-Complex)	REQTYP/ACT Combinations	(LSR) REQTYP E / ACT L (Resale – Non- Complex)	Optional	Added RPON and REMARKS.
REQTYP E (Resale – Non-Complex)	REQTYP/ACT Combinations	(EU) REQTYP E / ACT L (Resale – Non- Complex)	Conditional	Removed TC TO SEC, TCID, and TC NAME.
REQTYP E (Resale – Non-Complex)	REQTYP/ACT Combinations	(EU) REQTYP E / ACT L (Resale – Non- Complex)	Optional	Added '(e)' to LOCNUM (Header)*.
REQTYP E (Resale – Non-Complex)	REQTYP/ACT Combinations	(LSR) REQTYP E / ACT Y (Resale – Non- Complex)	Conditional	Removed INIT-TEL NO., and INIT-FAX NO..
REQTYP E (Resale – Non-Complex)	REQTYP/ACT Combinations	(LSR) REQTYP E / ACT Y (Resale – Non- Complex)	Optional	Removed INIT. Added REMARKS.

- continued -

- continued -

BELLSOUTH BUSINESS RULES FOR LOCAL ORDERING Issue 9G				
Posting Date 08/30/00				
REQTYPs SERVICE REQUEST MATRIXs				
REQTYP	SECTION	TABLE	COLUMN	DESCRIPTION
REQTYP E (Resale – Non-Complex)	REQTYP/ACT Combinations	(EU) REQTYP E / ACT Y (Resale – Non- Complex)	Conditional	Removed LOCACT.
REQTYP E (Resale – Non-Complex)	REQTYP/ACT Combinations	(EU) REQTYP E / ACT Y (Resale – Non- Complex)	Optional	Added '(e)' to LOCNUM (Header)*.
REQTYP E (Resale – Non-Complex)	REQTYP/ACT Combinations	(LSR) REQTYP E / ACT P (Resale – Non- Complex)	Conditional	Removed ALTIMPCON-TEL NO..
REQTYP E (Resale – Non-Complex)	REQTYP/ACT Combinations	(LSR) REQTYP E / ACT P (Resale – Non- Complex)	Optional	Removed IMPCON-PAGER, ALTIMPCON, and ALTCOM-PAGER. Added EXP and REMARKS.
REQTYP E (Resale – Non-Complex)	REQTYP/ACT Combinations	(EU) REQTYP E / ACT P (Resale – Non- Complex)	Required	Added '(e)' to LOCNUM (Detail).

- continued -

- continued -

BELLSOUTH BUSINESS RULES FOR LOCAL ORDERING Issue 9G				
Posting Date 08/30/00				
REQTYPs SERVICE REQUEST MATRIXs				
REQTYP	SECTION	TABLE	COLUMN	DESCRIPTION
REQTYP E (Resale – Non-Complex)	REQTYP/ACT Combinations	(EU) REQTYP E / ACT P (Resale – Non- Complex)	Conditional	Added SASF, SASD, SATH, SASS.
REQTYP E (Resale – Non-Complex)	REQTYP/ACT Combinations	(EU) REQTYP E / ACT P (Resale – Non- Complex)	Optional	Removed SASF, SASD, SATH, SASS, and WSOP. Added '(e)' to LOCNUM (Header)*. Added LOCNUM (m).
REQTYP E (Resale – Non-Complex)	REQTYP/ACT Combinations	(LSR) REQTYP E / ACT Q (Resale – Non- Complex)	Required	Removed the '(m)' for ATN.
REQTYP E (Resale – Non-Complex)	REQTYP/ACT Combinations	(LSR) REQTYP E / ACT Q (Resale – Non- Complex)	Conditional	Removed ALTIMPCON-TEL NO..
REQTYP E (Resale – Non-Complex)	REQTYP/ACT Combinations	(LSR) REQTYP E / ACT Q (Resale – Non- Complex)	Optional	Removed IMPCON-PAGER, ALTIMPCON, and ALTIMPCON -PAGER. Added EXP.

- continued -

- continued -

BELLSOUTH BUSINESS RULES FOR LOCAL ORDERING Issue 9G				
Posting Date 08/30/00				
REQTYPs SERVICE REQUEST MATRIXs				
REQTYP	SECTION	TABLE	COLUMN	DESCRIPTION
REQTYP E (Resale – Non-Complex)	REQTYP/ACT Combinations	(EU) REQTYP E / ACT Q (Resale – Non- Complex)	Required	Removed the '(m)' for ATN. Added '(e)' to LOCNUM (Detail).
REQTYP E (Resale – Non-Complex)	REQTYP/ACT Combinations	(EU) REQTYP E / ACT Q (Resale – Non- Complex)	Conditional	Added SASF, SASD, SATH, and SASS.
REQTYP E (Resale – Non-Complex)	REQTYP/ACT Combinations	(EU) REQTYP E / ACT Q (Resale – Non- Complex)	Optional	Removed SASF, SASD, SATH, and SASS. Added '(e)' to LOCNUM (Header)*. Added LOCNUM (m).
REQTYP E	LNA Tables	(Non- Complex) LNA = N	Conditional	Added TC FR(e).
REQTYP E	LNA Tables	(Non- Complex) LNA = N	Optional	Added TC OPT*.
REQTYP E	LNA Tables	(Non- Complex) LNA = C	Conditional	Added TC FR(e).
REQTYP E	LNA Tables	(Non- Complex) LNA = C	Optional	Added BA* and TC OPT*.
REQTYP E	LNA Tables	(Non- Complex) LNA = D	Required	Added RSQTY.

- continued -

- continued -

BELLSOUTH BUSINESS RULES FOR LOCAL ORDERING Issue 9G				
Posting Date 08/30/00				
REQTYPs SERVICE REQUEST MATRIXs				
REQTYP	SECTION	TABLE	COLUMN	DESCRIPTION
REQTYP E	LNA Tables	(Non-Complex) LNA = G <i>new</i>	Required Conditional Optional	Added LNA = G Table.
REQTYP E	LNA Tables	(Non-Complex) LNA =X	Conditional	Removed FEATURE DETAIL.
REQTYP E	LNA Tables	(Non-Complex) LNA =X	Optional	Added FEATURE DETAIL.
REQTYP E	LNA Tables	(Non-Complex) LNA = V	Conditional	Added '(e)' to TC FR.
REQTYP E	LNA Tables	(Non-Complex) LNA = P	Required	Added LPIC.
REQTYP E (Resale – PBX)	Completing the LSR and EU Forms/ Screens	Valid Account Activities	ACT column	Deleted the 'X' entry in the Y-column.
REQTYP E (Resale – PBX)	Completing the RS form	—	—	Added LNA of G definition.
REQTYP E (Resale – PBX)	Completing the RS form	LNAs for each (ACT)	Then LNA is:	Added letter 'G' (LNA=G) for rows: V, P, and Q.
REQTYP E (Resale – PBX)	REQTYP/ACT Combinations	(LSR) REQTYP E / ACT N (PBX)	Required	Added '(e)' to CCNA.
REQTYP E (Resale – PBX)	REQTYP/ACT Combinations	(LSR) REQTYP E / ACT N (PBX)	Conditional	Added '(e)' to CUST. Removed DFDT, ALTIMPCON-TEL NO..

- continued -

- continued -

BELLSOUTH BUSINESS RULES FOR LOCAL ORDERING Issue 9G				
Posting Date 08/30/00				
REQTYPs SERVICE REQUEST MATRIXs				
REQTYP	SECTION	TABLE	COLUMN	DESCRIPTION
REQTYP E (Resale – PBX)	REQTYP/ACT Combinations	(LSR) REQTYP E / ACT N (PBX)	Optional	Removed ALBR, LST, ALTIMPCON, ALTIMPCON -PAGER. Added '(m)' to RPON. Added APPTIME-DDD, RORD, SPEC, and EXP.
REQTYP E (Resale – PBX)	REQTYP/ACT Combinations	(EU) REQTYP E / ACT N (PBX)	Required	Added '(e)' to LOCNUM (Detail).
REQTYP E (Resale – PBX)	REQTYP/ACT Combinations	(EU) REQTYP E / ACT N (PBX)	Conditional	Added IWCON, IWCON-TEL NO..
REQTYP E (Resale – PBX)	REQTYP/ACT Combinations	(EU) REQTYP E / ACT N (PBX)	Optional	Added '(e)' to LOCNUM (Header)*. Added LOCNUM(m), ACC, WSOP, and IWO*.
REQTYP E (Resale – PBX)	REQTYP/ACT Combinations	(LSR) REQTYP E / ACT C (PBX)	Required	Added '(e)' to CCNA.
REQTYP E (Resale – PBX)	REQTYP/ACT Combinations	(LSR) REQTYP E / ACT C (PBX)	Conditional	Added '(e)' to CUST. Removed DFDT, ALTIMPCON-TEL NO..
REQTYP E (Resale – PBX)	REQTYP/ACT Combinations	(LSR) REQTYP E / ACT C (PBX)	Optional	Removed ALBR, LST, ALTIMPCON, ALTIMPCON -PAGER. Added '(m)' to RPON. Added APPTIME-DDD, RORD, SPEC, and EXP.
REQTYP E (Resale – PBX)	REQTYP/ACT Combinations	(EU) REQTYP E / ACT C (PBX)	Required	Added '(e)' to LOCNUM (Detail).
REQTYP E (Resale – PBX)	REQTYP/ACT Combinations	(EU) REQTYP E / ACT C (PBX)	Conditional	Added IWCON, IWCON-TEL NO..

- continued -

- continued -

BELLSOUTH BUSINESS RULES FOR LOCAL ORDERING Issue 9G				
Posting Date 08/30/00				
REQTYPs SERVICE REQUEST MATRIXs				
REQTYP	SECTION	TABLE	COLUMN	DESCRIPTION
REQTYP E (Resale – PBX)	REQTYP/ACT Combinations	(EU) REQTYP E / ACT C (PBX)	Optional	Added '(e)' to LOCNUM (Header)*. Added LOCNUM(m) and IWO*.
REQTYP E (Resale – PBX)	REQTYP/ACT Combinations	(LSR) REQTYP E / ACT D (PBX)	Required	Added '(e)' to CCNA. Added INIT, INIT-TEL NO., INIT-FAX NO..
REQTYP E (Resale – PBX)	REQTYP/ACT Combinations	(LSR) REQTYP E / ACT D (PBX)	Conditional	Added '(e)' to CUST. Removed DFDT, CUST, and IMPCON-TEL NO..
REQTYP E (Resale – PBX)	REQTYP/ACT Combinations	(LSR) REQTYP E / ACT D (PBX)	Optional	Removed ALBR, LST, IMPCON, IMPCON -PAGER. Added '(m)' to RPON. Added RORD(m).
REQTYP E (Resale – PBX)	REQTYP/ACT Combinations	(EU) REQTYP E / ACT D (PBX)	Required	Added '(e)' to LOCNUM (Detail). Added SASN, EU-CITY, EU- STATE, EU-ZIP CODE.
REQTYP E (Resale – PBX)	REQTYP/ACT Combinations	(EU) REQTYP E / ACT D (PBX)	Conditional	Removed DISC NBR.
REQTYP E (Resale – PBX)	REQTYP/ACT Combinations	(EU) REQTYP E / ACT D (PBX)	Optional	Added '(e)' to LOCNUM (Header)*. Added LOCNUM(m) .
REQTYP E (Resale – PBX)	REQTYP/ACT Combinations	(LSR) REQTYP E / ACT T (PBX)	Required	Added '(e)' to CCNA. Removed (m) from PON, ATN, SC="LCSC", D/SENT, DDD, REQTYP="EB", ACT="T", CC, TOS (2nd Character = J), BAN1, INIT, INIT-TEL NO., INIT-FAX NO., IMPCON, IMPCON-TEL NO..

- continued -

- continued -

BELLSOUTH BUSINESS RULES FOR LOCAL ORDERING Issue 9G				
Posting Date 08/30/00				
REQTYPs SERVICE REQUEST MATRIXs				
REQTYP	SECTION	TABLE	COLUMN	DESCRIPTION
REQTYP E (Resale – PBX)	REQTYP/ACT Combinations	(LSR) REQTYP E / ACT T (PBX)	Conditional	Added '(e)' to CUST. Added '(e)' to CCNA. Removed (m) from VER, LQTY, and SUP. Removed ALTIMPCON TEL NO..
REQTYP E (Resale – PBX)	REQTYP/ACT Combinations	(LSR) REQTYP E / ACT T (PBX)	Optional	Removed (m) from PROJECT. Removed CHC, ALBR, SCA, ALTIMPCON, ALTIMPCON -PAGER. Added APPTIME-DDD, SPEC, EXP(m), RORD(m), and DFDT.
REQTYP E (Resale – PBX)	REQTYP/ACT Combinations	(EU) REQTYP E / ACT T (PBX)	Required	Removed (m) from LOCNUM (Detail), EU-NAME, SASN, SANO or SADLO, EU-CITY, EU-STATE, EU-ZIP CODE.
REQTYP E (Resale – PBX)	REQTYP/ACT Combinations	(EU) REQTYP E / ACT T (PBX)	Conditional	Removed (m) from SASF, SASD, SATH, and SASS.
REQTYP E (Resale – PBX)	REQTYP/ACT Combinations	(EU) REQTYP E / ACT T (PBX)	Optional	Removed (m) from LOCNUM (Header), EU-FLOOR, EU-ROOM, EU-BLDGLCON-NAME, and LCON TEL NO. Added LOCNUM(m).
REQTYP E (Resale – PBX)	REQTYP/ACT Combinations	(LSR) REQTYP E / ACT V (PBX)	Required	Added '(e)' to CCNA.
REQTYP E (Resale – PBX)	REQTYP/ACT Combinations	(LSR) REQTYP E / ACT V (PBX)	Conditional	Added '(e)' to CUST. Removed ALTIMPCON-TEL NO..

- continued -

- continued -

BELLSOUTH BUSINESS RULES FOR LOCAL ORDERING Issue 9G				
Posting Date 08/30/00				
REQTYPs SERVICE REQUEST MATRIXs				
REQTYP	SECTION	TABLE	COLUMN	DESCRIPTION
REQTYP E (Resale – PBX)	REQTYP/ACT Combinations	(LSR) REQTYP E / ACT V (PBX)	Optional	Removed ALBR,ALTIMPCON, ALTIMPCON -PAGER. Added '(m)' to RPON. Added APPTIME-DDD, EXP(m), RORD(m), SPEC and DFST.
REQTYP E (Resale – PBX)	REQTYP/ACT Combinations	(EU) REQTYP E / ACT V (PBX)	Required	Added '(e)' to LOCNUM (Detail).
REQTYP E (Resale – PBX)	REQTYP/ACT Combinations	(EU) REQTYP E / ACT V (PBX)	Conditional	Removed DISC NBR.
REQTYP E (Resale – PBX)	REQTYP/ACT Combinations	(EU) REQTYP E / ACT V (PBX)	Optional	Added '(e)' to LOCNUM (Header)*. Added LOCNUM(m) and DISC NBR*.
REQTYP E (Resale – PBX)	REQTYP/ACT Combinations	(LSR) REQTYP E / ACT S (PBX)	Required	Added '(e)' to CCNA.
REQTYP E (Resale – PBX)	REQTYP/ACT Combinations	(LSR) REQTYP E / ACT S (PBX)	Conditional	Added '(e)' to CUST.
REQTYP E (Resale – PBX)	REQTYP/ACT Combinations	(LSR) REQTYP E / ACT S (PBX)	Optional	Removed APPTIME-DDD, PROJECT, EXP, ALBR, VTA, IMPCON, IMPCON -PAGER and DSGCON FAX NO. Added '(m)' to RPON. Added RORD(m).
REQTYP E (Resale – PBX)	REQTYP/ACT Combinations	(EU) REQTYP E / ACT S (PBX)	Required	Added '(e)' to LOCNUM (Detail).
REQTYP E (Resale – PBX)	REQTYP/ACT Combinations	(EU) REQTYP E / ACT S (PBX)	Conditional	Removed DISC NBR.

- continued -

- continued -

BELLSOUTH BUSINESS RULES FOR LOCAL ORDERING Issue 9G				
Posting Date 08/30/00				
REQTYPs SERVICE REQUEST MATRIXs				
REQTYP	SECTION	TABLE	COLUMN	DESCRIPTION
REQTYP E (Resale – PBX)	REQTYP/ACT Combinations	(EU) REQTYP E / ACT S (PBX)	Optional	Added '(e)' to LOCNUM (Header)*. Added LOCNUM(m). Removed LCON-NAME and LCON TEL NO.
REQTYP E (Resale – PBX)	REQTYP/ACT Combinations	(LSR) REQTYP E / ACT B (PBX)	Required	Added '(e)' to CCNA.
REQTYP E (Resale – PBX)	REQTYP/ACT Combinations	(LSR) REQTYP E / ACT B (PBX)	Conditional	Added '(e)' to CUST. Removed IMPCON-TEL NO. and ALTIMPCON-TEL NO..
REQTYP E (Resale – PBX)	REQTYP/ACT Combinations	(LSR) REQTYP E / ACT B (PBX)	Optional	Removed PROJECT, ALBR, RPON, VTA, IMPCON, IMPCON -PAGER and ALTIMPCON.
REQTYP E (Resale – PBX)	REQTYP/ACT Combinations	(EU) REQTYP E / ACT B (PBX)	Required	Removed LOCNUM (Detail).
REQTYP E (Resale – PBX)	REQTYP/ACT Combinations	(EU) REQTYP E / ACT B (PBX)	Conditional	Removed LOCACT.
REQTYP E (Resale – PBX)	REQTYP/ACT Combinations	(EU) REQTYP E / ACT B (PBX)	Optional	Removed LOCNUM (Header)*, LCON-NAME and LCON TEL NO.
REQTYP E (Resale – PBX)	REQTYP/ACT Combinations	(LSR) REQTYP E / ACT W (PBX)	Required	Added '(e)' to CCNA.
REQTYP E (Resale – PBX)	REQTYP/ACT Combinations	(LSR) REQTYP E / ACT W (PBX)	Conditional	Added '(e)' to CUST. Removed IMPCON-TEL NO. .

- continued -

- continued -

BELLSOUTH BUSINESS RULES FOR LOCAL ORDERING Issue 9G				
Posting Date 08/30/00				
REQTYPs SERVICE REQUEST MATRIXs				
REQTYP	SECTION	TABLE	COLUMN	DESCRIPTION
REQTYP E (Resale – PBX)	REQTYP/ACT Combinations	(LSR) REQTYP E / ACT W (PBX)	Optional	Removed ALBR, IMPCON, and IMPCON -PAGER. Added '(m)' to RPON. Added RORD(m).
REQTYP E (Resale – PBX)	REQTYP/ACT Combinations	(EU) REQTYP E / ACT W (PBX)	Required	Added '(e)' to LOCNUM (Detail).
REQTYP E (Resale – PBX)	REQTYP/ACT Combinations	(EU) REQTYP E / ACT W (PBX)	Optional	Added '(e)' to LOCNUM (Header)*. Added LOCNUM(m). Removed LCON-NAME and LCON TEL NO. .
REQTYP E (Resale – PBX)	REQTYP/ACT Combinations	(LSR) REQTYP E / ACT L (PBX)	Required	Added '(e)' to CCNA. Removed '(m)' form INIT.
REQTYP E (Resale – PBX)	REQTYP/ACT Combinations	(LSR) REQTYP E / ACT L (PBX)	Conditional	Added '(e)' to CUST. Removed ALTIMPCON-TEL NO..
REQTYP E (Resale – PBX)	REQTYP/ACT Combinations	(LSR) REQTYP E / ACT L (PBX)	Optional	Removed PROJECT, ALBR, RPON, VTA, IMPCON, IMPCON -PAGER ALTIMPCON, and ALTIMPCON -PAGER. Removed '(m)' form INIT-TEL NO., INIT-FAX NO..
REQTYP E (Resale – PBX)	REQTYP/ACT Combinations	(EU) REQTYP E / ACT L (PBX)	Required	Added '(e)' to LOCNUM (Detail).
REQTYP E (Resale – PBX)	REQTYP/ACT Combinations	(EU) REQTYP E / ACT L (PBX)	Optional	Added '(e)' to LOCNUM (Header)*, Added LOCNUM(m).

- continued -

- continued -

BELLSOUTH BUSINESS RULES FOR LOCAL ORDERING Issue 9G				
Posting Date 08/30/00				
REQTYPs SERVICE REQUEST MATRIXs				
REQTYP	SECTION	TABLE	COLUMN	DESCRIPTION
REQTYP E (Resale – PBX)	REQTYP/ACT Combinations	(LSR) REQTYP E / ACT P (PBX)	Required	Added '(e)' to CCNA.
REQTYP E (Resale – PBX)	REQTYP/ACT Combinations	(LSR) REQTYP E / ACT P (PBX)	Conditional	Added '(e)' to CUST. Removed ALTIMPCON-TEL NO..
REQTYP E (Resale – PBX)	REQTYP/ACT Combinations	(LSR) REQTYP E / ACT P (PBX)	Optional	Removed ALBR, ALTIMPCON, and ALTIMPCON -PAGER. Added '(m)' to RPON. Added SPEC, RORD(m), and EXP(m).
REQTYP E (Resale – PBX)	REQTYP/ACT Combinations	(EU) REQTYP E / ACT P (PBX)	Required	Added '(e)' to LOCNUM (Detail).
REQTYP E (Resale – PBX)	REQTYP/ACT Combinations	(EU) REQTYP E / ACT P (PBX)	Conditional	Removed DISC NBR, and LOCACT(e). Added TC TO PRI(m), TC TO SEC(m), TCID(m), TC NAME(m), and TC PER(m).
REQTYP E (Resale – PBX)	REQTYP/ACT Combinations	(EU) REQTYP E / ACT P (PBX)	Optional	Added '(e)' to LOCNUM (Header)*, Added LOCNUM(m), TC OPT*, ACC, WSOP, and IWO*.
REQTYP E (Resale – PBX)	REQTYP/ACT Combinations	(LSR) REQTYP E / ACT Q (PBX)	Required	Added '(e)' to CCNA.
REQTYP E (Resale – PBX)	REQTYP/ACT Combinations	(LSR) REQTYP E / ACT Q (PBX)	Conditional	Added '(e)' to CUST.
REQTYP E (Resale – PBX)	REQTYP/ACT Combinations	(LSR) REQTYP E / ACT Q (PBX)	Optional	Removed ALBR, and IMP CON-PAGER. Added '(m)' to RPON. Added SPEC, RORD(m), and EXP(m).

- continued -

- continued -

BELLSOUTH BUSINESS RULES FOR LOCAL ORDERING Issue 9G				
Posting Date 08/30/00				
REQTYPs SERVICE REQUEST MATRIXs				
REQTYP	SECTION	TABLE	COLUMN	DESCRIPTION
REQTYP E (Resale – PBX)	REQTYP/ACT Combinations	(EU) REQTYP E / ACT Q (PBX)	Required	Added '(e)' to LOCNUM (Detail).
REQTYP E (Resale – PBX)	REQTYP/ACT Combinations	(EU) REQTYP E / ACT Q (PBX)	Conditional	Removed DISC NBR, and LOCACT(e). Added TC TO PRI(m), TC TO SEC(m), TCID(m), TC NAME(m), and TC PER(m).
REQTYP E (Resale – PBX)	REQTYP/ACT Combinations	(EU) REQTYP E / ACT Q (PBX)	Optional	Added '(e)' to LOCNUM (Header)*, Added LOCNUM(m), TC OPT*, ACC, WSOP, and IWO*.
REQTYP E (Resale – PBX)	LNA Tables	(PBX) LNA = N	Optional	Added '(e)' to LOCNUM (Detail). Added LOCNUM(m). Added '(e)' to TC FR.
REQTYP E (Resale – PBX)	LNA Tables	(PBX) LNA = C	Optional	Added '(e)' to LOCNUM (Detail). Added LOCNUM(m). Added '(e)' to TC FR.
REQTYP E (Resale – PBX)	LNA Tables	(PBX) LNA = D	Optional	Added '(e)' to LOCNUM (Detail). Added LOCNUM(m).
REQTYP E (Resale – PBX)	LNA Tables	(PBX) LNA = G <i>new</i>	Required Conditional Optional	Added LNA = G Table.
REQTYP E (Resale – PBX)	LNA Tables	(PBX) LNA = X	Optional	Added '(e)' to LOCNUM (Detail). Added LOCNUM(m).
REQTYP E (Resale – PBX)	LNA Tables	(PBX) LNA = V	Optional	Added '(e)' to LOCNUM (Detail). Added LOCNUM(m). Added '(e)' to TC FR.

- continued -

- continued -

BELLSOUTH BUSINESS RULES FOR LOCAL ORDERING Issue 9G				
Posting Date 08/30/00				
REQTYPs SERVICE REQUEST MATRIXs				
REQTYP	SECTION	TABLE	COLUMN	DESCRIPTION
REQTYP E (Resale – PBX)	LNA Tables	(PBX) LNA = W	Optional	Added '(e)' to LOCNUM (Detail). Added LOCNUM(m).
REQTYP E (Resale – PBX)	LNA Tables	(PBX) LNA = P	Optional	Added '(e)' to LOCNUM (Detail). Added LOCNUM(m).
REQTYP E (Resale – PBX)	LNA Tables	(PBX) LNA = L	Optional	Added '(e)' to LOCNUM (Detail). Added LOCNUM(m).
REQTYP E (Resale – PBX)	LNA Tables	(PBX) LNA = B	Optional	Added '(e)' to LOCNUM (Detail). Added LOCNUM(m).
REQTYP E (Resale – ISDN-BRI)	Ordering Forms	Forms	—	Updated the DL and DSCR columns to change the O (optional) entry to C (conditional)-with '**' and added two notes under the table to describe the conditions that DL and DSCR apply.
REQTYP E (Resale – ISDN-BRI)	Completing the RS form	—	—	Added LNA of G definition.
REQTYP E (Resale – ISDN-BRI)	Completing the RS form	LNAs for each (ACT)	Then LNA is:	Added letter 'G' (LNA=G) for rows: V, P, and Q.
REQTYP E (Resale – ISDN-BRI)	Completing the LSR and EU Forms/ Screens	Valid Account Activities	ACT column	Updated the 'X' entry to also show '(m)' in the N and T columns.

- continued -

- continued -

BELLSOUTH BUSINESS RULES FOR LOCAL ORDERING Issue 9G				
Posting Date 08/30/00				
REQTYPs SERVICE REQUEST MATRIXs				
REQTYP	SECTION	TABLE	COLUMN	DESCRIPTION
REQTYP E (Resale – ISDN-BRI)	REQTYP/ACT Combinations	(LSR) REQTYP E / ACT N (ISDN-BRI)	Required	Removed BCS. Added DSGCON -FAX NO(m). Added '(m)' [to indicate MANUAL processing only] to ALL <i>remaining</i> field entries within this table column.
REQTYP E (Resale – ISDN-BRI)	REQTYP/ACT Combinations	(LSR) REQTYP E / ACT N (ISDN-BRI)	Conditional	Removed DSGCON -STREET, DSGCON- CITY, DSGCON-STATE, DSGCON-ZIP CODE and BCS. Added DSGCON-FAX NO.(m) . Added '(m)' [to indicate MANUAL processing only] to ALL <i>remaining</i> field entries within this table column.
REQTYP E (Resale – ISDN-BRI)	REQTYP/ACT Combinations	(LSR) REQTYP E / ACT N (ISDN-BRI)	Optional	Removed CHC, ALBR, SCA, ALTIMPCON, ALTIMPCON -PAGER, and DSGCON-FAX NO.. Added '(m)' [to indicate MANUAL processing only] to ALL <i>remaining</i> field entries within this table column.
REQTYP E (Resale – ISDN-BRI)	REQTYP/ACT Combinations	(EU) REQTYP E / ACT N (ISDN-BRI)	Required	Removed LOCNUM (Detail). Added '(m)' [to indicate MANUAL processing only] to ALL <i>remaining</i> field entries within this table column.
REQTYP E (Resale – ISDN-BRI)	REQTYP/ACT Combinations	(EU) REQTYP E / ACT N (ISDN-BRI)	Conditional	Removed LOCACT(e). Added '(m)' [to indicate MANUAL processing only] to ALL <i>remaining</i> field entries within this table column.

- continued -

- continued -

BELLSOUTH BUSINESS RULES FOR LOCAL ORDERING Issue 9G				
Posting Date 08/30/00				
REQTYPs SERVICE REQUEST MATRIXs				
REQTYP	SECTION	TABLE	COLUMN	DESCRIPTION
REQTYP E (Resale – ISDN-BRI)	REQTYP/ACT Combinations	(EU) REQTYP E / ACT N (ISDN-BRI)	Optional	Removed '(Header)' from LOCNUM. Removed IBT. Added '(m)' [to indicate MANUAL processing only] to ALL <i>remaining</i> field entries within this table column.
REQTYP E (Resale – ISDN-BRI)	REQTYP/ACT Combinations	(LSR) REQTYP E / ACT C (ISDN-BRI)	Required	Added '(e)' to CCNA.
REQTYP E (Resale – ISDN-BRI)	REQTYP/ACT Combinations	(LSR) REQTYP E / ACT C (ISDN-BRI)	Conditional	Added '(m)' to DFDT. Added '(e)' to CUST. Removed ALTIMPCON -FAX NO., DSGCON, DSGCON -STREET, DSGCON-CITY, DSGCON-STATE, and DSGCON- ZIP CODE.
REQTYP E (Resale – ISDN-BRI)	REQTYP/ACT Combinations	(LSR) REQTYP E / ACT C (ISDN-BRI)	Optional	Removed CHC, ALBR, SCA, ALTIMPCON, ALTIMPCON -PAGER, DRC, and DSGCON-FAX NO.. Added '(m)' to RPON. Added RORD(m).
REQTYP E (Resale – ISDN-BRI)	REQTYP/ACT Combinations	(EU) REQTYP E / ACT C (ISDN-BRI)	Required	Added '(e)' to LOCNUM (Detail).
REQTYP E (Resale – ISDN-BRI)	REQTYP/ACT Combinations	(EU) REQTYP E / ACT C (ISDN-BRI)	Conditional	Removed DISC NBR and LOCACT(e).

- continued -

- continued -

BELLSOUTH BUSINESS RULES FOR LOCAL ORDERING Issue 9G				
Posting Date 08/30/00				
REQTYPs SERVICE REQUEST MATRIXs				
REQTYP	SECTION	TABLE	COLUMN	DESCRIPTION
REQTYP E (Resale – ISDN-BRI)	REQTYP/ACT Combinations	(EU) REQTYP E / ACT C (ISDN-BRI)	Optional	Added '(e)' to LOCNUM (Header)*. Added LOCNUM(m), ACC(m), DISC NBR*(m), and WSOP.
REQTYP E (Resale – ISDN-BRI)	REQTYP/ACT Combinations	(LSR) REQTYP E / ACT D (ISDN-BRI)	Required	Added '(e)' to CCNA. Added INIT, INIT-TEL NO., and INIT-FAX NO..
REQTYP E (Resale – ISDN-BRI)	REQTYP/ACT Combinations	(LSR) REQTYP E / ACT D (ISDN-BRI)	Conditional	Added '(e)' to CUST. Removed DFDT, ALTIMPCON-TEL NO. DSGCON, DSGCON -STREET, DSGCON-CITY, DSGCON-STATE, and DSGCON- ZIP CODE .
REQTYP E (Resale – ISDN-BRI)	REQTYP/ACT Combinations	(LSR) REQTYP E / ACT D (ISDN-BRI)	Optional	Removed APPTIME-DDD, PROJECT, CHC, EXP, ALBR, VTA, LST, ALTIMPCON, ALTIMPCON -PAGER, DRC, and DSGCON-FAX NO.. Added '(m)' to RPON. Added DFDT.
REQTYP E (Resale – ISDN-BRI)	REQTYP/ACT Combinations	(EU) REQTYP E / ACT D (ISDN-BRI)	Required	Added '(e)' to LOCNUM (Detail).
REQTYP E (Resale – ISDN-BRI)	REQTYP/ACT Combinations	(EU) REQTYP E / ACT D (ISDN-BRI)	Conditional	Removed TC TO PRI, TC TO SEC, TCID, TC NAME, and TC PER.
REQTYP E (Resale – ISDN-BRI)	REQTYP/ACT Combinations	(EU) REQTYP E / ACT D (ISDN-BRI)	Optional	Added '(e)' to LOCNUM (Header)*. Added TC TO PRI, TC TO SEC, TCID, TC NAME, TC PER, and LOCNUM(m). Removed LCON, LCON-TEL NO., TER and IBT.

- continued -

- continued -

BELLSOUTH BUSINESS RULES FOR LOCAL ORDERING Issue 9G				
Posting Date 08/30/00				
REQTYPs SERVICE REQUEST MATRIXs				
REQTYP	SECTION	TABLE	COLUMN	DESCRIPTION
REQTYP E (Resale – ISDN-BRI)	REQTYP/ACT Combinations	(LSR) REQTYP E / ACT T (ISDN-BRI)	Required	Added '(m)' [to indicate MANUAL processing only] to ALL field entries within this table column.
REQTYP E (Resale – ISDN-BRI)	REQTYP/ACT Combinations	(LSR) REQTYP E / ACT T (ISDN-BRI)	Conditional	Removed CUST, ALTIMPCON-TEL NO. , DSGCON-STREET, DSGCON -CITY, DSGCON-STATE, and DSGCON- ZIP CODE. Added '(m)' [to indicate MANUAL processing only] to ALL <i>remaining</i> field entries within this table column.
REQTYP E (Resale – ISDN-BRI)	REQTYP/ACT Combinations	(LSR) REQTYP E / ACT T (ISDN-BRI)	Optional	Removed ALBR, SCA, ALTIMPCON, ALTIMPCON -PAGER. Added '(m)' [to indicate MANUAL processing only] to ALL <i>remaining</i> field entries within this table column.
REQTYP E (Resale – ISDN-BRI)	REQTYP/ACT Combinations	(EU) REQTYP E / ACT T (ISDN-BRI)	Required	Removed LOCNUM (Detail).
REQTYP E (Resale – ISDN-BRI)	REQTYP/ACT Combinations	(EU) REQTYP E / ACT T (ISDN-BRI)	Conditional	Removed LOCACT.
REQTYP E (Resale – ISDN-BRI)	REQTYP/ACT Combinations	(EU) REQTYP E / ACT T (ISDN-BRI)	Optional	Removed (m) from LOCNUM (Header). Removed EUMI and IBT. EU-FLOOR, EU-ROOM, EU-BLDGLCON-NAME, and LCON -TEL NO. Added LOCNUM(m).

- continued -

- continued -

BELLSOUTH BUSINESS RULES FOR LOCAL ORDERING Issue 9G				
Posting Date 08/30/00				
REQTYPs SERVICE REQUEST MATRIXs				
REQTYP	SECTION	TABLE	COLUMN	DESCRIPTION
REQTYP E (Resale – ISDN-BRI)	REQTYP/ACT Combinations	(LSR) REQTYP E / ACT V (ISDN-BRI)	Required	Added '(e)' to CCNA. Removed BCS.
REQTYP E (Resale – ISDN-BRI)	REQTYP/ACT Combinations	(LSR) REQTYP E / ACT V (ISDN-BRI)	Conditional	Added '(e)' to CUST. Removed ALTIMPCON-TEL NO..
REQTYP E (Resale – ISDN-BRI)	REQTYP/ACT Combinations	(LSR) REQTYP E / ACT V (ISDN-BRI)	Optional	Removed CHC, ALBR, ALTIMPCON, ALTIMPCON -PAGER. Added RORD.
REQTYP E (Resale – ISDN-BRI)	REQTYP/ACT Combinations	(EU) REQTYP E / ACT V (ISDN-BRI)	Required	Added SASN, EU-CITY, EU- STATE, EU-ZIP CODE.
REQTYP E (Resale – ISDN-BRI)	REQTYP/ACT Combinations	(EU) REQTYP E / ACT V (ISDN-BRI)	Conditional	Removed DISC NBR, and LOCACT.
REQTYP E (Resale – ISDN-BRI)	REQTYP/ACT Combinations	(EU) REQTYP E / ACT V (ISDN-BRI)	Optional	Added LOCNUM(m), ACC, and DISC NBR*.
REQTYP E (Resale – ISDN-BRI)	REQTYP/ACT Combinations	(LSR) REQTYP E / ACT W (ISDN-BRI)	Required	Added '(e)' to CCNA.

- continued -

- continued -

BELLSOUTH BUSINESS RULES FOR LOCAL ORDERING Issue 9G				
Posting Date 08/30/00				
REQTYPs SERVICE REQUEST MATRIXs				
REQTYP	SECTION	TABLE	COLUMN	DESCRIPTION
REQTYP E (Resale – ISDN-BRI)	REQTYP/ACT Combinations	(LSR) REQTYP E / ACT W (ISDN-BRI)	Conditional	Added '(e)' to CUST. Remove DFDT, DSGCON, DSGCON-TEL NO., DSGCON-STREET, DSGCON-CITY, DSGCON-STATE, and DSGCON- ZIP CODE .
REQTYP E (Resale – ISDN-BRI)	REQTYP/ACT Combinations	(LSR) REQTYP E / ACT W (ISDN-BRI)	Optional	Added '(m)' to RPON.
REQTYP E (Resale – ISDN-BRI)	REQTYP/ACT Combinations	(EU) REQTYP E / ACT W (ISDN-BRI)	Required	Added '(e)' to LOCNUM (Detail).
REQTYP E (Resale – ISDN-BRI)	REQTYP/ACT Combinations	(EU) REQTYP E / ACT W (ISDN-BRI)	Conditional	Move EATN to 'EAN or'.
REQTYP E (Resale – ISDN-BRI)	REQTYP/ACT Combinations	(EU) REQTYP E / ACT W (ISDN-BRI)	Optional	Added '(e)' to LOCNUM (Header)*. Added LOCNUM(m).
REQTYP E (Resale – ISDN-BRI)	REQTYP/ACT Combinations	(LSR) REQTYP E / ACT P (ISDN-BRI)	Required	Added '(e)' to CCNA.
REQTYP E (Resale – ISDN-BRI)	REQTYP/ACT Combinations	(LSR) REQTYP E / ACT P (ISDN-BRI)	Conditional	Added '(e)' to CUST.

- continued -

- continued -

BELLSOUTH BUSINESS RULES FOR LOCAL ORDERING Issue 9G				
Posting Date 08/30/00				
REQTYPs SERVICE REQUEST MATRIXs				
REQTYP	SECTION	TABLE	COLUMN	DESCRIPTION
REQTYP E (Resale – ISDN-BRI)	REQTYP/ACT Combinations	(LSR) REQTYP E / ACT P (ISDN-BRI)	Optional	Removed APPTIME-DDD, PROJECT, CHC, EXP, ALBR, LST, ALTIMPCON, ALTIMPCON -PAGER, DRC, and DSGCON-FAX NO..
REQTYP E (Resale – ISDN-BRI)	REQTYP/ACT Combinations	(EU) REQTYP E / ACT P (ISDN-BRI)	Required	Added '(e)' to LOCNUM (Detail).
REQTYP E (Resale – ISDN-BRI)	REQTYP/ACT Combinations	(EU) REQTYP E / ACT P (ISDN-BRI)	Conditional	Removed DQTY, DNUM, DISC NBR, and LOCACT.
REQTYP E (Resale – ISDN-BRI)	REQTYP/ACT Combinations	(EU) REQTYP E / ACT P (ISDN-BRI)	Optional	Added '(e)' to LOCNUM (Header)*. Added LOCNUM(m). Removed IBT and IWO. Added FBI, FB- SBILLING, FB-LOOR, FB-ROOM.
REQTYP E (Resale – ISDN-BRI)	REQTYP/ACT Combinations	(LSR) REQTYP E / ACT Q (ISDN-BRI)	Required	Added '(e)' to CCNA. Removed BCS.
REQTYP E (Resale – ISDN-BRI)	REQTYP/ACT Combinations	(LSR) REQTYP E / ACT Q (ISDN-BRI)	Conditional	Added '(e)' to CUST. Removed DFDT, ALTIMPCON-TEL NO. , DSGCON, DSGCON-TEL NO., DSGCON -STREET, DSGCON-CITY, DSGCON-STATE, and DSGCON- ZIP CODE .
REQTYP E (Resale – ISDN-BRI)	REQTYP/ACT Combinations	(LSR) REQTYP E / ACT Q (ISDN-BRI)	Optional	Removed APPTIME-DDD, PROJECT, CHC, EXP, ALBR, LST, ALTIMPCON, ALTIMPCON -PAGER, DRC, and DSGCON-FAX NO..

- continued -

- continued -

BELLSOUTH BUSINESS RULES FOR LOCAL ORDERING Issue 9G				
Posting Date 08/30/00				
REQTYPs SERVICE REQUEST MATRIXs				
REQTYP	SECTION	TABLE	COLUMN	DESCRIPTION
REQTYP E (Resale – ISDN-BRI)	REQTYP/ACT Combinations	(EU) REQTYP E / ACT Q (ISDN-BRI)	Required	Added '(e)' to LOCNUM (Detail).
REQTYP E (Resale – ISDN-BRI)	REQTYP/ACT Combinations	(EU) REQTYP E / ACT Q (ISDN-BRI)	Conditional	Removed DQTY, DNUM, DISC NBR, and LOCACT. Move EATN to 'EAN or'.
REQTYP E (Resale – ISDN-BRI)	REQTYP/ACT Combinations	(EU) REQTYP E / ACT Q (ISDN-BRI)	Optional	Added '(e)' to LOCNUM (Header)*. Added LOCNUM(m). Removed IBT and IWO. Added FBI, FB- SBILLING, FB-LOOR, FB-ROOM.
REQTYP E (Resale – ISDN-BRI)	LNA Tables	(ISDN-BRI) LNA = N	Optional	Added '(e)' to LOCNUM (Detail). Added LOCNUM(m). Added '(e)' to TC FR.
REQTYP E (Resale – ISDN-BRI)	LNA Tables	(ISDN-BRI) LNA = C	Optional	Added '(e)' to LOCNUM (Detail). Added LOCNUM(m). Added '(e)' to TC FR.
REQTYP E (Resale – ISDN-BRI)	LNA Tables	(ISDN-BRI) LNA = D	Optional	Added '(e)' to LOCNUM (Detail). Added LOCNUM(m).
REQTYP E (Resale – ISDN-BRI)	LNA Tables	(ISDN-BRI) LNA = G <i>new</i>	Required Conditional Optional	Added LNA = G Table.
REQTYP E (Resale – ISDN-BRI)	LNA Tables	(ISDN-BRI) LNA = X	Optional	Added '(e)' to LOCNUM (Detail). Added LOCNUM(m).
REQTYP E (Resale – ISDN-BRI)	LNA Tables	(ISDN-BRI) LNA = V	Optional	Added '(e)' to LOCNUM (Detail). Added LOCNUM(m). Added '(e)' to TC FR.

- continued -

- continued -

BELLSOUTH BUSINESS RULES FOR LOCAL ORDERING Issue 9G				
Posting Date 08/30/00				
REQTYPs SERVICE REQUEST MATRIXs				
REQTYP	SECTION	TABLE	COLUMN	DESCRIPTION
REQTYP E (Resale – ISDN-BRI)	LNA Tables	(ISDN-BRI) LNA = W	Optional	Added '(e)' to LOCNUM (Detail). Added LOCNUM(m).
REQTYP E (Resale – ISDN-BRI)	LNA Tables	(ISDN-BRI) LNA = P	Optional	Added '(e)' to LOCNUM (Detail). Added LOCNUM(m).
REQTYP E (Resale – ISDN-BRI)	LNA Tables	(ISDN-BRI) LNA = L	Optional	Added '(e)' to LOCNUM (Detail). Added LOCNUM(m).
REQTYP E (Resale – ISDN-BRI)	LNA Tables	(ISDN-BRI) LNA = B	Optional	Added '(e)' to LOCNUM (Detail). Added LOCNUM(m).
REQTYP F	Completing the PS form	—	—	Added LNA of G definition.
REQTYP F	Completing the PS form	LNAs for each (ACT)	Then LNA is:	Added letter 'G' (LNA=G) for rows: V, P, and Q.
REQTYP F	LNA Tables	LNA = G <i>new</i>	Required Conditional Optional	Added LNA = G Table.
REQTYP J	Completing the DL and DSCR Forms/ Screens	—	—	Split DL and DSCR columns into two columns. One for DL and the other for DSCR
REQTYP J	LSR	REQTYP J / ACT N	Required	Removed INIT - FAX NO
REQTYP J	LSR	REQTYP J / ACT N	Conditional	Added CIC

- continued -

- continued -

BELLSOUTH BUSINESS RULES FOR LOCAL ORDERING Issue 9G				
Posting Date 08/30/00				
REQTYPs SERVICE REQUEST MATRIXs				
REQTYP	SECTION	TABLE	COLUMN	DESCRIPTION
REQTYP J	EU	REQTYP J / ACT N	Required	Removed LOCNUM (DETAIL)
REQTYP J	EU	REQTYP J / ACT N	Required	Added EU-ZIP CODE
REQTYP J	EU	REQTYP J / ACT N	Conditional	Deleted DQTY (m), SASF, SASD, SATH, SASS, EAN, EATN
REQTYP J	EU	REQTYP J / ACT N	Optional	Deleted LOCNUM (HEADER), LCON - NAME, LCON - TEL NO, EU - ZIP CODE
REQTYP J	EU	REQTYP J / ACT N	Optional	Added SASF, SASD, SATH, SASS
REQTYP J	LSR	REQTYP J / ACT D	Required	Added INIT, INIT TEL NO
REQTYP J	LSR	REQTYP J / ACT D	Conditional	Added CIC
REQTYP J	EU	REQTYP J / ACT D	Conditional	Deleted DQTY (m), EAN, EATN
REQTYP J	EU	REQTYP J / ACT D	Optional	Deleted LOCNUM (HEADER), EU - FLOOR, EU - ROOM, EU - BLDG, EU - ZIP CODE, LCON - NAME, LCON - TEL NO.
REQTYP J	LSR	REQTYP J / ACT R	Required	Added INIT, INIT TEL NO.
REQTYP J	LSR	REQTYP J / ACT R	Conditional	Added CIC
REQTYP J	EU	REQTYP J / ACT R	Required	Added SASN, SANO or SADLO, EU - CITY, EU - STATE, EU - ZIP CODE

- continued -

- continued -

BELLSOUTH BUSINESS RULES FOR LOCAL ORDERING Issue 9G				
Posting Date 08/30/00				
REQTYPs SERVICE REQUEST MATRIXs				
REQTYP	SECTION	TABLE	COLUMN	DESCRIPTION
REQTYP J	EU	REQTYP J / ACT R	Conditional	Deleted DQTY (m)
REQTYP J	EU	REQTYP J / ACT R	Optional	Deleted LOCNUM (HEADER), EU - ZIP CODE, LCON - TEL NO, AACT
REQTYP J	DL	DL LACT=N	Conditional	Revised WPP by removing (N/A for DID Resale)
REQTYP J	DL	DL LACT=N	Conditional	Added LNFN
REQTYP J	DL	DL LACT=N	Optional	Added TT
REQTYP J	DSCR	DL DSCR LACT = N	Required	Revised HS by adding (m) to it
REQTYP J	DSCR	DL DSCR LACT = N	Conditional	Added HS (e)
REQTYP J	DL	DL LACT = D	Conditional	Revised WPP by deleting (N/A for DID Resale)
REQTYP J	DL	DL LACT = D	Conditional	Added LNFN
REQTYP J	DL	DL LACT = D	Optional	Deleted LNFN
REQTYP J	DSCR	DL DSCR LACT = D	Required	Deleted HS (m)
REQTYP J	DL	DL LACT = I	Conditional	Revised WPP by removing (N/A for DID Resale)
REQTYP J	DL	DL LACT = I	Conditional	Added LNFN
REQTYP J	DL	DL LACT = I	Optional	Deleted LNFN
REQTYP J	DSCR	DL DSCR LACT = I	Required	Added (m) to HS
REQTYP J	DSCR	DL DSCR LACT = I	Conditional	Added HS (e)

- continued -

- continued -

BELLSOUTH BUSINESS RULES FOR LOCAL ORDERING Issue 9G				
Posting Date 08/30/00				
REQTYPs SERVICE REQUEST MATRIXs				
REQTYP	SECTION	TABLE	COLUMN	DESCRIPTION
REQTYP J	DL	DL LACT = O	Conditional	Added LNFN
REQTYP J	DSCR	DL DSCR LACT = O	Required	Revised HS by adding (m) to it
REQTYP J	DSCR	DL DSCR LACT = O	Conditional	Added HS (e)
REQTYP J	DSCR	DL DSCR LACT = Z	Required	Deleted HS
REQTYP J	DACT Tables for REQTYP J (Introductory Paragraph)			DSCR was deleted from the first and second sentences. These two corrections were made because DSCR has no directory delivery fields. The revision reads as follows: "The following charts show the Required, Conditional and optional (RCO) fields for the DL forms/screens for the valid Delivery Activities (DACTs). The second sentence reads "Please refer to the Completing the DL forms/screens Section for a listing of the valid DACTs for each account level activity.
REQTYP M	Ordering Forms/Screens	Forms	REQTYP / SERVICE TYPE	Updated REQTYP M definition.
REQTYP M	Ordering Forms/Screens	Valid Account Level Activities (ACT)	REQTYP	Updated REQTYP M definition.

- continued -

- continued -

BELLSOUTH BUSINESS RULES FOR LOCAL ORDERING Issue 9G				
Posting Date 08/30/00				
REQTYPs SERVICE REQUEST MATRIXs				
REQTYP	SECTION	TABLE	COLUMN	DESCRIPTION
REQTYP M	Ordering Forms/Screens	Valid Account Level Activities (ACT)	Valid Account Level Activities (ACT)	Added '* 'and to X under W column and added notation after '* 'under table below the Note: entry.
REQTYP M	Completing the PS form	—	—	Added LNA of G definition.
REQTYP M	Completing the PS form	LNAs for each (ACT)	Then LNA is:	Added letter 'G' (LNA=G) for rows: V, P, and Q.
REQTYP M	REQTYP/ACT Combinations	(LSR) REQTYP M / ACT N	Table Header	Added '(UNE-P BUS/RES) 'to table header.
REQTYP M	REQTYP/ACT Combinations	(LSR) REQTYP M / ACT N	Required	Removed '(e)' from LSO.
REQTYP M	REQTYP/ACT Combinations	(LSR) REQTYP M / ACT letter	Optional	Added APPTIME-DDD.
REQTYP M	REQTYP/ACT Combinations	(EU) REQTYP M / ACT N	Table Header	Added '(UNE-P BUS/RES) 'to table header.
REQTYP M	REQTYP M / ACT C Combinations	(LSR) REQTYP M / ACT C	Table Header	Added '(UNE-P BUS/RES) 'to table header.
REQTYP M	REQTYP/ACT Combinations	(LSR) REQTYP M / ACT C	Required	Removed '(e)' from LSO.
REQTYP M	REQTYP/ACT Combinations	(EU) REQTYP M / ACT C	Table Header	Added '(UNE-P BUS/RES) 'to table header.

- continued -

- continued -

BELLSOUTH BUSINESS RULES FOR LOCAL ORDERING Issue 9G				
Posting Date 08/30/00				
REQTYPs SERVICE REQUEST MATRIXs				
REQTYP	SECTION	TABLE	COLUMN	DESCRIPTION
REQTYP M	REQTYP/ACT Combinations	(LSR) REQTYP M / ACT D	Table Header	Added '(UNE-P BUS/RES)' to table header.
REQTYP M	REQTYP/ACT Combinations	(LSR) REQTYP M / ACT D	Required	Changed D/SENT to 'D/TSENT'. Removed '(e)' from LSO.
REQTYP M	REQTYP/ACT Combinations	(EU) REQTYP M / ACT D	Table Header	Added '(UNE-P BUS/RES)' to table header.
REQTYP M	REQTYP/ACT Combinations	(LSR) REQTYP M / ACT V	Table Header	Added '(UNE-P BUS/RES)' to table header.
REQTYP M	REQTYP/ACT Combinations	(LSR) REQTYP M / ACT V	Required	Added PG_OF_(m). Changed D/ SENT to 'D/TSENT'. Removed '(e)' from LSO.
REQTYP M	REQTYP/ACT Combinations	(LSR) REQTYP M / ACT V	Optional	Added APPTIME-DDD.
REQTYP M	REQTYP/ACT Combinations	(EU) REQTYP M / ACT V	Table Header	Added '(UNE-P BUS/RES)' to table header.
REQTYP M	REQTYP/ACT Combinations	(EU) REQTYP M / ACT V	Required	Removed EATN.
REQTYP M	REQTYP/ACT Combinations	(EU) REQTYP M / ACT V	Conditional	Added EATN.
REQTYP M	REQTYP/ACT Combinations	(EU) REQTYP M / ACT V	Optional	Added LCON, and LCON-TEL NO..

- continued -

- continued -

BELLSOUTH BUSINESS RULES FOR LOCAL ORDERING Issue 9G				
Posting Date 08/30/00				
REQTYPs SERVICE REQUEST MATRIXs				
REQTYP	SECTION	TABLE	COLUMN	DESCRIPTION
REQTYP M	REQTYP/ACT Combinations	(LSR) REQTYP M / ACT T	Table Header	Added '(UNE-P BUS/RES)' to table header.
REQTYP M	REQTYP/ACT Combinations	(LSR) REQTYP M / ACT T	Required	Changed D/SENT to 'D/TSENT'. Removed '(e)' from LSO.
REQTYP M	REQTYP/ACT Combinations	(LSR) REQTYP M / ACT T	Optional	Added APPTIME-DDD.
REQTYP M	REQTYP/ACT Combinations	(EU) REQTYP M / ACT T	Table Header	Added '(UNE-P BUS/RES)' to table header.
REQTYP M	REQTYP/ACT Combinations	(LSR) REQTYP M / ACT S	Table Header	Added '(UNE-P BUS/RES)' to table header.
REQTYP M	REQTYP/ACT Combinations	(LSR) REQTYP M / ACT S	Required	Changed D/SENT to 'D/TSENT'. Removed '(e)' from LSO.
REQTYP M	REQTYP/ACT Combinations	(EU) REQTYP M / ACT S	Table Header	Added '(UNE-P BUS/RES)' to table header.
REQTYP M	REQTYP/ACT Combinations	(EU) REQTYP M / ACT S	Required	Added EU-STATE.
REQTYP M	REQTYP/ACT Combinations	(EU) REQTYP M / ACT S	Conditional	Added TC TO PRI, TC TO SEC, TCID, TC NAME, TC PER .
REQTYP M	REQTYP/ACT Combinations	(EU) REQTYP M / ACT S	Optional	Added TC OPT*.

- continued -

- continued -

BELLSOUTH BUSINESS RULES FOR LOCAL ORDERING Issue 9G				
Posting Date 08/30/00				
REQTYPs SERVICE REQUEST MATRIXs				
REQTYP	SECTION	TABLE	COLUMN	DESCRIPTION
REQTYP M	REQTYP/ACT Combinations	(LSR) REQTYP M / ACT B	Table Header	Added '(UNE-P BUS/RES)' to table header.
REQTYP M	REQTYP/ACT Combinations	(LSR) REQTYP M / ACT B	Required	Changed D/SENT to 'D/TSENT'. Removed '(e)' from LSO.
REQTYP M	REQTYP/ACT Combinations	(EU) REQTYP M / ACT letter	Table Header	Added '(UNE-P BUS/RES)' to table header.
REQTYP M	REQTYP/ACT Combinations	(LSR) REQTYP M / ACT L	Table Header	Added '(UNE-P BUS/RES)' to table header.
REQTYP M	REQTYP/ACT Combinations	(LSR) REQTYP M / ACT L	Required	Changed D/SENT to 'D/TSENT'. Removed '(e)' from LSO.
REQTYP M	REQTYP/ACT Combinations	(EU) REQTYP M / ACT L	Table Header	Added '(UNE-P BUS/RES)' to table header.
REQTYP M	REQTYP/ACT Combinations	(LSR) REQTYP M / ACT Y	Table Header	Added '(UNE-P BUS/RES)' to table header.
REQTYP M	REQTYP/ACT Combinations	(LSR) REQTYP M / ACT Y	Required	Changed D/SENT to 'D/TSENT'. Removed '(e)' from LSO.
REQTYP M	REQTYP/ACT Combinations	(EU) REQTYP M / ACT Y	Table Header	Added '(UNE-P BUS/RES)' to table header.
REQTYP M	REQTYP/ACT Combinations	(LSR) REQTYP M / ACT P	Table Header	Added '(UNE-P BUS/RES)' to table header.

- continued -

- continued -

BELLSOUTH BUSINESS RULES FOR LOCAL ORDERING Issue 9G				
Posting Date 08/30/00				
REQTYPs SERVICE REQUEST MATRIXs				
REQTYP	SECTION	TABLE	COLUMN	DESCRIPTION
REQTYP M	REQTYP/ACT Combinations	(LSR) REQTYP M / ACT P	Required	Changed D/SENT to 'D/TSENT'. Removed '(e)' from LSO.
REQTYP M	REQTYP/ACT Combinations	(LSR) REQTYP M / ACT P	Optional	Added APPTIME-DDD.
REQTYP M	REQTYP/ACT Combinations	(EU) REQTYP M / ACT P	Table Header	Added '(UNE-P BUS/RES)' to table header.
REQTYP M	REQTYP/ACT Combinations	(EU) REQTYP M / ACT P	Required	Removed EATN.
REQTYP M	REQTYP/ACT Combinations	(EU) REQTYP M / ACT P	Conditional	Removed SANO and SADLO. Added EATN.
REQTYP M	REQTYP/ACT Combinations	(LSR) REQTYP M / ACT Q	Table Header	Added '(UNE-P BUS/RES)' to table header.
REQTYP M	REQTYP/ACT Combinations	(LSR) REQTYP M / ACT Q	Required	Changed D/SENT to 'D/TSENT'. Removed '(e)' from LSO.
REQTYP M	REQTYP/ACT Combinations	(EU) REQTYP M / ACT Q	Table Header	Added '(UNE-P BUS/RES)' to table header.
REQTYP M	REQTYP/ACT Combinations	(EU) REQTYP M / ACT Q	Required	Removed EATN.
REQTYP M	REQTYP/ACT Combinations	(EU) REQTYP M / ACT Q	Conditional	Added EATN.
REQTYP M	LNA Tables	LNA =N	Table Header	Added '(UNE-P BUS/RES)' to table header.

- continued -

- continued -

BELLSOUTH BUSINESS RULES FOR LOCAL ORDERING Issue 9G				
Posting Date 08/30/00				
REQTYPs SERVICE REQUEST MATRIXs				
REQTYP	SECTION	TABLE	COLUMN	DESCRIPTION
REQTYP M	LNA Tables	LNA = N	Conditional	Removed FA.
REQTYP M	LNA Tables	LNA = N	Optional	Added FA*.
REQTYP M	LNA Tables	LNA = C	Table Header	Added '(UNE-P BUS/RES)' to table header.
REQTYP M	LNA Tables	LNA = C	Conditional	Removed FA.
REQTYP M	LNA Tables	LNA = C	Optional	Added FA*.
REQTYP M	LNA Tables	LNA = D	Table Header	Added '(UNE-P BUS/RES)' to table header.
REQTYP M	LNA Tables	LNA = X	Table Header	Added '(UNE-P BUS/RES)' to table header.
REQTYP M	LNA Tables	LNA = V	Table Header	Added '(UNE-P BUS/RES)' to table header.
REQTYP M	LNA Tables	LNA = V	Conditional	Removed FA.
REQTYP M	LNA Tables	LNA = V	Optional	Added FA*.
REQTYP M	LNA Tables	LNA = P	Table Header	Added '(UNE-P BUS/RES)' to table header.
REQTYP M	LNA Tables	LNA = L	Table Header	Added '(UNE-P BUS/RES)' to table header.
REQTYP M	LNA Tables	LNA = B	Table Header	Added '(UNE-P BUS/RES)' to table header.
REQTYP M	LNA Tables	LNA = W	Table Header	Added '(UNE-P BUS/RES)' to table header.
HUNTING (REQTYP M)	Hunting Group Activities	Hunting Group Activities (HA)	—	Removed row (ACT of)R from this table.

- continued -

- continued -

BELLSOUTH BUSINESS RULES FOR LOCAL ORDERING Issue 9G				
Posting Date 08/30/00				
REQTYPs SERVICE REQUEST MATRIXs				
REQTYP	SECTION	TABLE	COLUMN	DESCRIPTION
REQTYP M (UNE-P BUS/ RES)	Completing the LSR and EU Forms/ Screens	Activity Type (Account Level)	—	Removed activity type of R and added 'X*' 'under activity type of W and added 'X 'under activity types of D and L. Added '* 'with notification under this table.
REQTYP M (UNE-P BUS/ RES)	REQTYP/ACT Combinations	(LSR) REQTYP M / ACT N (UNE-P BUS/ RES)	Required	Removed LSO and CIC.
REQTYP M (UNE-P BUS/ RES)	REQTYP/ACT Combinations	(LSR) REQTYP M / ACT N (UNE-P BUS/ RES)	Conditional	Added LSO and CIC.
REQTYP M (UNE-P BUS/ RES)	REQTYP/ACT Combinations	(LSR) REQTYP M / ACT N (UNE-P BUS/ RES)	Optional	Added '-DDD' to APPTIME. Added ALTIMP CON and ALTIMP CON-PAGER
REQTYP M (UNE-P BUS/ RES)	REQTYP/ACT Combinations	(EU) REQTYP M / ACT N (UNE-P BUS/ RES)	Optional	Removed TC FR.
REQTYP M (UNE-P BUS/ RES)	REQTYP/ACT Combinations	(LSR) REQTYP M / ACT C (UNE-P BUS/ RES)	Required	Removed LSO and CIC.

- continued -

- continued -

BELLSOUTH BUSINESS RULES FOR LOCAL ORDERING Issue 9G				
Posting Date 08/30/00				
REQTYPs SERVICE REQUEST MATRIXs				
REQTYP	SECTION	TABLE	COLUMN	DESCRIPTION
REQTYP M (UNE-P BUS/ RES)	REQTYP/ACT Combinations	(LSR) REQTYP M / ACT C (UNE-P BUS/ RES)	Conditional	Added LSO and CIC.
REQTYP M (UNE-P BUS/ RES)	REQTYP/ACT Combinations	(LSR) REQTYP M / ACT C (UNE-P BUS/ RES)	Optional	Removed TC FR. Added ALTIMPCON, ALTIMPCON-TEL NO. and ALTIMPCON-PAGER.
REQTYP M (UNE-P BUS/ RES)	REQTYP/ACT Combinations	(EU) REQTYP M / ACT C (UNE-P BUS/ RES)	Conditional	Added EATN.
REQTYP M (UNE-P BUS/ RES)	REQTYP/ACT Combinations	(LSR) REQTYP M / ACT V (UNE-P BUS/ RES)	Required	Removed LSO and CIC.
REQTYP M (UNE-P BUS/ RES)	REQTYP/ACT Combinations	(LSR) REQTYP M / ACT V (UNE-P BUS/ RES)	Conditional	Added LSO and CIC.
REQTYP M (UNE-P BUS/ RES)	REQTYP/ACT Combinations	(LSR) REQTYP M / ACT V (UNE-P BUS/ RES)	Optional	Added '-DDD' to APPTIME. Added ALTIMPCON, ALTIMPCON-TEL NO., and ALTIMPCON-PAGER

- continued -

- continued -

BELLSOUTH BUSINESS RULES FOR LOCAL ORDERING Issue 9G				
Posting Date 08/30/00				
REQTYPs SERVICE REQUEST MATRIXs				
REQTYP	SECTION	TABLE	COLUMN	DESCRIPTION
REQTYP M (UNE-P BUS/ RES)	REQTYP/ACT Combinations	(EU) REQTYP M / ACT V (UNE-P BUS/ RES)	Conditional	Added DQTY.
REQTYP M (UNE-P BUS/ RES)	REQTYP/ACT Combinations	(LSR) REQTYP M / ACT T (UNE-P BUS/ RES)	Required	Removed LSO and CIC.
REQTYP M (UNE-P BUS/ RES)	REQTYP/ACT Combinations	(LSR) REQTYP M / ACT T (UNE-P BUS/ RES)	Conditional	Added LSO and CIC.
REQTYP M (UNE-P BUS/ RES)	REQTYP/ACT Combinations	(LSR) REQTYP M / ACT T (UNE-P BUS/ RES)	Optional	Added '-DDD' to APPTIME. Added ALTIMP CON, ALTIMP CON-TEL NO., and ALTIMP CON-PAGER.
REQTYP M (UNE-P BUS/ RES)	REQTYP/ACT Combinations	(LSR) REQTYP M / ACT S (UNE-P BUS/ RES)	Required	Removed LSO.
REQTYP M (UNE-P BUS/ RES)	REQTYP/ACT Combinations	(LSR) REQTYP M / ACT S (UNE-P BUS/ RES)	Conditional	Added LSO.

- continued -

- continued -

BELLSOUTH BUSINESS RULES FOR LOCAL ORDERING Issue 9G				
Posting Date 08/30/00				
REQTYPs SERVICE REQUEST MATRIXs				
REQTYP	SECTION	TABLE	COLUMN	DESCRIPTION
REQTYP M (UNE-P BUS/ RES)	REQTYP/ACT Combinations	(LSR) REQTYP M / ACT B (UNE-P BUS/ RES)	Required	Removed LSO.
REQTYP M (UNE-P BUS/ RES)	REQTYP/ACT Combinations	(LSR) REQTYP M / ACT B (UNE-P BUS/ RES)	Conditional	Added LSO.
REQTYP M (UNE-P BUS/ RES)	REQTYP/ACT Combinations	(LSR) REQTYP M / ACT Y (UNE-P BUS/ RES)	Required	Removed LSO.
REQTYP M (UNE-P BUS/ RES)	REQTYP/ACT Combinations	(LSR) REQTYP M / ACT Y (UNE-P BUS/ RES)	Conditional	Added LSO.
REQTYP M (UNE-P BUS/ RES)	REQTYP/ACT Combinations	(LSR) REQTYP M / ACT Y (UNE-P BUS/ RES)	Optional	Added INIT*(e).
REQTYP M (UNE-P BUS/ RES)	REQTYP/ACT Combinations	(LSR) REQTYP M / ACT P (UNE-P BUS/ RES)	Required	Removed LSO and CIC.

- continued -

- continued -

BELLSOUTH BUSINESS RULES FOR LOCAL ORDERING Issue 9G				
Posting Date 08/30/00				
REQTYPs SERVICE REQUEST MATRIXs				
REQTYP	SECTION	TABLE	COLUMN	DESCRIPTION
REQTYP M (UNE-P BUS/ RES)	REQTYP/ACT Combinations	(LSR) REQTYP M / ACT P (UNE-P BUS/ RES)	Conditional	Added LSO and CIC.
REQTYP M (UNE-P BUS/ RES)	REQTYP/ACT Combinations	(LSR) REQTYP M / ACT P (UNE-P BUS/ RES)	Optional	Added '-DDD' to APPTIME. Added ALTIMPCON*, ALTIMPCON-TEL NO., ALTIMPCON-PAGER and IMPCON-PAGER.
REQTYP M (UNE-P BUS/ RES)	REQTYP/ACT Combinations	(EU) REQTYP M / ACT P (UNE-P BUS/ RES)	Conditional	Removed SANO and SADLO. Added DNUM.
REQTYP M (UNE-P BUS/ RES)	REQTYP/ACT Combinations	(LSR) REQTYP M / ACT Q (UNE-P BUS/ RES)	Required	Removed LSO and CIC.
REQTYP M (UNE-P BUS/ RES)	REQTYP/ACT Combinations	(LSR) REQTYP M / ACT Q (UNE-P BUS/ RES)	Conditional	Added LSO and CIC.
REQTYP M (UNE-P BUS/ RES)	REQTYP/ACT Combinations	(LSR) REQTYP M / ACT Q (UNE-P BUS/ RES)	Optional	Added RPON, IMPCON-PAGER, REMARKS, ALTIMPCON, ALTIMPCON-TEL NO., and ALTIMPCON-PAGER.

- continued -

- continued -

BELLSOUTH BUSINESS RULES FOR LOCAL ORDERING Issue 9G				
Posting Date 08/30/00				
REQTYPs SERVICE REQUEST MATRIXs				
REQTYP	SECTION	TABLE	COLUMN	DESCRIPTION
REQTYP M (UNE-P BUS/ RES)	REQTYP/ACT Combinations	(EU) REQTYP M / ACT letter (UNE-P BUS/ RES)	Conditional	Added DQTY.
REQTYP M	LNA Tables UNE	–	–	Updated LNA Tables section verbiage to show: 'LNA Tables for UNE-P BUS/RES'.
REQTYP M	LNA Tables	(UNE-P BUS/ RES) LNA = N	Optional	Added LNECLS SVC.
REQTYP M	LNA Tables	(UNE-P BUS/ RES) LNA = C	Optional	Added LNECLS SVC.
REQTYP M	LNA Tables	(UNE-P BUS/ RES) LNA = D	Optional	Added LNECLS SVC.
REQTYP M	LNA Tables	(UNE-P BUS/ RES) LNA = G <i>new</i>	Required Conditional Optional	Added LNA = G Table.
REQTYP M	LNA Tables	(UNE-P BUS/ RES) LNA = X	Optional	Added LNECLS SVC.
REQTYP M	LNA Tables	(UNE-P BUS/ RES) LNA = V	Conditional	Added LEATN.
REQTYP M	LNA Tables	(UNE-P BUS/ RES) LNA = V	Optional	Added LNECLS SVC.
REQTYP M	LNA Tables	(UNE-P BUS/ RES) LNA = P	Optional	Added LNECLS SVC.

- continued -

- continued -

BELLSOUTH BUSINESS RULES FOR LOCAL ORDERING Issue 9G				
Posting Date 08/30/00				
REQTYPs SERVICE REQUEST MATRIXs				
REQTYP	SECTION	TABLE	COLUMN	DESCRIPTION
REQTYP M	LNA Tables	(UNE-P PBX) LNA = N	Conditional	Added TC FR(e).
REQTYP M	LNA Tables	(UNE-P PBX) LNA = N	Optional	Added TC OPT*.
REQTYP P (BellSouth® Centrex®)	—	—	—	Inserted "BellSouth®" in front of Centrex® and removed 'BellSouth' in front of ESSX®.
REQTYP P (BellSouth® Centrex®)	Ordering Information	—	—	Inserted "BellSouth®" in front of Centrex® for REQTYP P tables.
REQTYP P (BellSouth® Centrex®)	Ordering Information	Completeing LSR and EU Forms	—	Added additional verbiage for ACT of 'P' and 'Q'.
REQTYP P (BellSouth® Centrex®)	REQTYP/ACT Combinations	(LSR) REQTYP P / ACT N (BellSouth® Centrex®)	Conditional	Added ALTIMPCON-TEL NO(m).
REQTYP P (BellSouth® Centrex®)	REQTYP/ACT Combinations	(LSR) REQTYP P / ACT N (BellSouth® Centrex®)	Optional	Added IMPCON-PAGER(m), ALTIMPCON*(m) , and ALTIMPCON-PAGER.
REQTYP P (BellSouth® Centrex®)	REQTYP/ACT Combinations	(EU) REQTYP P / ACT N (BellSouth® Centrex®)	Conditional	Removed SASF(m), SASD(m), SATH(m), and SASS(m). Added IWCON(m) and IWCON-TEL NO.(m).

- continued -

- continued -

BELLSOUTH BUSINESS RULES FOR LOCAL ORDERING Issue 9G				
Posting Date 08/30/00				
REQTYPs SERVICE REQUEST MATRIXs				
REQTYP	SECTION	TABLE	COLUMN	DESCRIPTION
REQTYP P (BellSouth® Centrex®)	REQTYP/ACT Combinations	(EU) REQTYP P / ACT N (BellSouth® Centrex®)	Optional	Added EU-FLOOR(m), SASF(m), SASD(m), SATH(m), SASS(m), WSOP(m), and IWO*(m).
REQTYP P (BellSouth® Centrex®)	REQTYP/ACT Combinations	(LSR) REQTYP P / ACT C (BellSouth® Centrex®)	Conditional	Added ALTIMPCON-TEL NO(m).
REQTYP P (BellSouth® Centrex®)	REQTYP/ACT Combinations	(LSR) REQTYP P / ACT C (BellSouth® Centrex®)	Optional	Added IMPCON-PAGER(m), ALTIMPCON*(m) , and ALTIMPCON-PAGER.
REQTYP P (BellSouth® Centrex®)	REQTYP/ACT Combinations	(EU) REQTYP P / ACT C (BellSouth® Centrex®)	Conditional	Removed SASF(m), SASD(m), SATH(m), and SASS(m). Added DQTY(m), IWCON(m), and IWCON-TEL NO.(m).
REQTYP P (BellSouth® Centrex®)	REQTYP/ACT Combinations	(EU) REQTYP P / ACT C (BellSouth® Centrex®)	Optional	Added EU-FLOOR(m), SASF(m), SASD(m), SATH(m), SASS(m), WSOP(m), and IWO*(m).
REQTYP P (BellSouth® Centrex®)	REQTYP/ACT Combinations	(LSR) REQTYP P / ACT D (BellSouth® Centrex®)	Conditional	Added IMPCON-TEL NO(m) , ALTIMPCON-TEL NO(m).

- continued -

- continued -

BELLSOUTH BUSINESS RULES FOR LOCAL ORDERING Issue 9G				
Posting Date 08/30/00				
REQTYPs SERVICE REQUEST MATRIXs				
REQTYP	SECTION	TABLE	COLUMN	DESCRIPTION
REQTYP P (BellSouth® Centrex®)	REQTYP/ACT Combinations	(LSR) REQTYP P / ACT D (BellSouth® Centrex®)	Optional	Added IMPCON-PAGER(m), ALTIMPCON*(m) , and ALTIMPCON-PAGER.
REQTYP P (BellSouth® Centrex®)	REQTYP/ACT Combinations	(EU) REQTYP P / ACT D (BellSouth® Centrex®)	Conditional	Removed SASF(m), SASD(m), SATH(m), and SASS(m). Added '*' to FBI(m).
REQTYP P (BellSouth® Centrex®)	REQTYP/ACT Combinations	(EU) REQTYP P / ACT D (BellSouth® Centrex®)	Optional	Added EU-FLOOR(m), SASF(m), SASD(m), SATH(m), SASS(m), WSOP(m), and IWO*(m).
REQTYP P (BellSouth® Centrex®)	REQTYP/ACT Combinations	(LSR) REQTYP P / ACT T (BellSouth® Centrex®)	Conditional	Added ALTIMPCON-TEL NO(m).
REQTYP P (BellSouth® Centrex®)	REQTYP/ACT Combinations	(LSR) REQTYP P / ACT T (BellSouth® Centrex®)	Optional	Added IMPCON-PAGER(m), ALTIMPCON*(m), and ALTIMPCON-PAGER.
REQTYP P (BellSouth® Centrex®)	REQTYP/ACT Combinations	(EU) REQTYP P / ACT T (BellSouth® Centrex®)	Required	Removed '(Detail) 'from LOCNUM(m).

- continued -

- continued -

BELLSOUTH BUSINESS RULES FOR LOCAL ORDERING Issue 9G				
Posting Date 08/30/00				
REQTYPs SERVICE REQUEST MATRIXs				
REQTYP	SECTION	TABLE	COLUMN	DESCRIPTION
REQTYP P (BellSouth® Centrex®)	REQTYP/ACT Combinations	(EU) REQTYP P / ACT T (BellSouth® Centrex®)	Conditional	Removed SASF(m), SASD(m), SATH(m), and SASS(m). Added IWCON(m) and IWCON-TEL NO.(m).
REQTYP P (BellSouth® Centrex®)	REQTYP/ACT Combinations	(EU) REQTYP P / ACT T (BellSouth® Centrex®)	Optional	Added EU-FLOOR(m), SASF(m), SASD(m), SATH(m), SASS(m), WSOP(m), and IWO*(m).
REQTYP P (BellSouth® Centrex®)	REQTYP/ACT Combinations	(LSR) REQTYP P / ACT V (BellSouth® Centrex®)	Conditional	Added ALTIMPCON-TEL NO(m).
REQTYP P (BellSouth® Centrex®)	REQTYP/ACT Combinations	(LSR) REQTYP P / ACT V (BellSouth® Centrex®)	Optional	Added IMPCON-PAGER(m), ALTIMPCON*(m), and ALTIMPCON-PAGER.
REQTYP P (BellSouth® Centrex®)	REQTYP/ACT Combinations	(EU) REQTYP P / ACT V (BellSouth® Centrex®)	Conditional	Removed SASF(m), SASD(m), SATH(m), SASS(m) and DISC NBR(m). Added IWCON(m) and IWCON-TEL NO.(m).
REQTYP P (BellSouth® Centrex®)	REQTYP/ACT Combinations	(EU) REQTYP P / ACT V (BellSouth® Centrex®)	Optional	Added EU-FLOOR(m), SASF(m), SASD(m), SATH(m), SASS(m), WSOP(m), and IWO*(m). Added '**' to FBI(m), DISC NBR(m) and TC OPT(m).

- continued -

- continued -

BELLSOUTH BUSINESS RULES FOR LOCAL ORDERING Issue 9G				
Posting Date 08/30/00				
REQTYPs SERVICE REQUEST MATRIXs				
REQTYP	SECTION	TABLE	COLUMN	DESCRIPTION
REQTYP P (BellSouth® Centrex®)	REQTYP/ACT Combinations	(EU) REQTYP P / ACT S (BellSouth® Centrex®)	Conditional	Removed SASF(m), SASD(m), SATH(m), and SASS(m).
REQTYP P (BellSouth® Centrex®)	REQTYP/ACT Combinations	(EU) REQTYP P / ACT S (BellSouth® Centrex®)	Optional	Added EU-FLOOR(m), SASF(m), SASD(m), SATH(m), and SASS(m).
REQTYP P (BellSouth® Centrex®)	REQTYP/ACT Combinations	(LSR) REQTYP P / ACT B (BellSouth® Centrex®)	Optional	Removed APPTIME-DDD(m), PROJECT(m), DFDT(m), SPEC(m), RPON(m), RORD(m), VTA(m), and HUNTING (See Hunting Section)(m).
REQTYP P (BellSouth® Centrex®)	REQTYP/ACT Combinations	(EU) REQTYP P / ACT W (BellSouth® Centrex®)	Conditional	Removed DQTY(m), SASF(m), SASD(m), SATH(m), SASS(m) DNUM(m), TC-PRI(m), TC TO SEC(m), TCID(m), TC NAME(m), and TC PER(m). Added 'EAN(m) or EATN(m)'.
REQTYP P (BellSouth® Centrex®)	REQTYP/ACT Combinations	(EU) REQTYP P / ACT W (BellSouth® Centrex®)	Optional	Added SASF(m), SASD(m), SATH(m), SASS(m), WSOP(m), and IWO*(m). Removed DISC NBR(m), and TC OPT(m). Added '*' to FBI(m).
REQTYP P (BellSouth® Centrex®)	REQTYP/ACT Combinations	(EU) REQTYP P / ACT L (BellSouth® Centrex®)	Conditional	Removed SASF(m), SASD(m), SATH(m), and SASS(m).

- continued -

- continued -

BELLSOUTH BUSINESS RULES FOR LOCAL ORDERING Issue 9G				
Posting Date 08/30/00				
REQTYPs SERVICE REQUEST MATRIXs				
REQTYP	SECTION	TABLE	COLUMN	DESCRIPTION
REQTYP P (BellSouth® Centrex®)	REQTYP/ACT Combinations	(EU) REQTYP P / ACT L (BellSouth® Centrex®)	Optional	Added SASF(m), SASD(m), SATH(m), and SASS(m).
REQTYP P (BellSouth® Centrex®)	REQTYP/ACT Combinations	(LSR) REQTYP P / ACT P (BellSouth® Centrex®)	Conditional	Added ALTIMPCON-TEL NO(m).
REQTYP P (BellSouth® Centrex®)	REQTYP/ACT Combinations	(LSR) REQTYP P / ACT P (BellSouth® Centrex®)	Optional	Added IMPCON-PAGER(m), ALTIMPCON*(m), and ALTIMPCON-PAGER.
REQTYP P (BellSouth® Centrex®)	REQTYP/ACT Combinations	(EU) REQTYP P / ACT P (BellSouth® Centrex®)	Conditional	Removed SASF(m), SASD(m), SATH(m), and SASS(m). Added 'EAN(m) or EATN(m)', IWCON(m) and IWCON-TEL NO(m).
REQTYP P (BellSouth® Centrex®)	REQTYP/ACT Combinations	(EU) REQTYP P / ACT P (BellSouth® Centrex®)	Optional	Added EU-FLOOR(m), SASF(m), SASD(m), SATH(m), SASS(m), WSOP(m), and IWO*(m).
REQTYP P (BellSouth® Centrex®)	REQTYP/ACT Combinations	(LSR) REQTYP P / ACT Q (BellSouth® Centrex®)	Conditional	Added ALTIMPCON-TEL NO(m).

- continued -

- continued -

BELLSOUTH BUSINESS RULES FOR LOCAL ORDERING Issue 9G				
Posting Date 08/30/00				
REQTYPs SERVICE REQUEST MATRIXs				
REQTYP	SECTION	TABLE	COLUMN	DESCRIPTION
REQTYP P (BellSouth® Centrex®)	REQTYP/ACT Combinations	(LSR) REQTYP P / ACT Q (BellSouth® Centrex®)	Optional	Added IMPCON-PAGER(m), ALTIMPCON*(m), and ALTIMPCON-PAGER.
REQTYP P (BellSouth® Centrex®)	REQTYP/ACT Combinations	(EU) REQTYP P / ACT Q (BellSouth® Centrex®)	Conditional	Removed SASF(m), SASD(m), SATH(m), and SASS(m). Added DQTY(m), DNUM(m), TC TO PRI(m), TC TO SEC(m), TCID(m), TC NAME(m), TC PER(m), 'EAN(m) or EATN(m)', IWCON(m), and IWCON-TEL NO.(m).
REQTYP P (BellSouth® Centrex®)	REQTYP/ACT Combinations	(EU) REQTYP P / ACT Q (BellSouth® Centrex®)	Optional	Added EU-FLOOR(m), SASF(m), SASD(m), SATH(m), SASS(m), WSOP(m), IWO*(m), and TC OPT*(m). Added '*' to DISC NBR(m).
REQTYP P (BellSouth® Centrex®)	(BellSouth® Centrex®) Form/ Instructions	(BellSouth® Centrex®) Line-By-Line Instructions	Field Definition & Usage Requirements	
REQTYP P (ESSX®)	—	—	—	Replaced the word 'obsolete' with the word "Grandfathered" and removed 'BellSouth' in front of ESSX®.
REQTYP P (ESSX®)	Ordering Information	Forms	—	Updated the DL and DSCR columns to change the O (optional) entry to C (conditional)-with '**' and added two notes under the table to describe the conditions that DL and DSCR apply.

- continued -

- continued -

BELLSOUTH BUSINESS RULES FOR LOCAL ORDERING Issue 9G				
Posting Date 08/30/00				
REQTYPs SERVICE REQUEST MATRIXs				
REQTYP	SECTION	TABLE	COLUMN	DESCRIPTION
REQTYP P (ESSX®)	REQTYP/ACT Combinations	(LSR) REQTYP P / ACT C (ESSX®)	Conditional	Added ALTIMPCON-TEL NO(m).
REQTYP P (ESSX®)	REQTYP/ACT Combinations	(LSR) REQTYP P / ACT C (ESSX®)	Optional	Added IMPCON-PAGER(m), ALTIMPCON*(m) , and ALTIMPCON-PAGER.
REQTYP P (ESSX®)	REQTYP/ACT Combinations	(EU) REQTYP P / ACT C (ESSX®)	Required	Removed '(Detail) 'from LOCNUM(m).
REQTYP P (ESSX®)	REQTYP/ACT Combinations	(EU) REQTYP P / ACT C (ESSX®)	Conditional	Removed SASF(m), SASD(m), SATH(m), and SASS(m). Added IWCON(m) and IWCON-TEL NO.(m). Changed TC-PRI(m) to 'TC TO PRI(m)'. Added IWCON and IWCON-TEL NO..
REQTYP P (ESSX®)	REQTYP/ACT Combinations	(EU) REQTYP P / ACT C (ESSX®)	Optional	Added EU-FLOOR(m), SASF(m), SASD(m), SATH(m), SASS(m), WSOP(m), and IWO*(m).
REQTYP P (ESSX®)	REQTYP/ACT Combinations	(LSR) REQTYP P / ACT D (ESSX®)	Conditional	Added IMPCON-TEL NO(m) , ALTIMPCON-TEL NO(m).
REQTYP P (ESSX®)	REQTYP/ACT Combinations	(LSR) REQTYP P / ACT D (ESSX®)	Optional	Added IMPCON-PAGER(m), ALTIMPCON*(m) , and ALTIMPCON-PAGER.

- continued -

- continued -

BELLSOUTH BUSINESS RULES FOR LOCAL ORDERING Issue 9G				
Posting Date 08/30/00				
REQTYPs SERVICE REQUEST MATRIXs				
REQTYP	SECTION	TABLE	COLUMN	DESCRIPTION
REQTYP P (ESSX®)	REQTYP/ACT Combinations	(EU) REQTYP P / ACT D (ESSX®)	Conditional	Removed SASF(m), SASD(m), SATH(m), and SASS(m). Added '*' to FBI(m).
REQTYP P (ESSX®)	REQTYP/ACT Combinations	(EU) REQTYP P / ACT D (ESSX®)	Optional	Added EU-FLOOR(m), SASF(m), SASD(m), SATH(m), and SASS(m). Changed TC-PRI(m) to 'TC TO PRI(m)'. '.
REQTYP P (ESSX®)	REQTYP/ACT Combinations	(LSR) REQTYP P / ACT T (ESSX®)	Conditional	Added ALTIMPCON-TEL NO(m).
REQTYP P (ESSX®)	REQTYP/ACT Combinations	(LSR) REQTYP P / ACT T (ESSX®)	Optional	Added IMPCON-PAGER(m), ALTIMPCON*(m), and ALTIMPCON-PAGER.
REQTYP P (ESSX®)	REQTYP/ACT Combinations	(EU) REQTYP P / ACT T (ESSX®)	Required	Removed '(Detail) 'from LOCNUM(m).
REQTYP P (ESSX®)	REQTYP/ACT Combinations	(EU) REQTYP P / ACT T (ESSX®)	Conditional	Removed SASF(m), SASD(m), SATH(m), and SASS(m). Added DNUM(m), IWCON(m), and IWCON-TEL NO.(m). Changed TC-PRI(m) to 'TC TO PRI(m)'. '.
REQTYP P (ESSX®)	REQTYP/ACT Combinations	(EU) REQTYP P / ACT T (ESSX®)	Optional	Added EU-FLOOR(m), SASF(m), SASD(m), SATH(m), SASS(m), WSOP(m), and IWO*(m).
REQTYP P (ESSX®)	REQTYP/ACT Combinations	(LSR) REQTYP P / ACT V (ESSX®)	Conditional	Added ALTIMPCON-TEL NO(m).

- continued -

- continued -

BELLSOUTH BUSINESS RULES FOR LOCAL ORDERING Issue 9G				
Posting Date 08/30/00				
REQTYPs SERVICE REQUEST MATRIXs				
REQTYP	SECTION	TABLE	COLUMN	DESCRIPTION
REQTYP P (ESSX®)	REQTYP/ACT Combinations	(LSR) REQTYP P / ACT V (ESSX®)	Optional	Added IMPCON-PAGER(m), ALTIMPCON*(m), and ALTIMPCON-PAGER.
REQTYP P (ESSX®)	REQTYP/ACT Combinations	(EU) REQTYP P / ACT V (ESSX®)	Conditional	Removed SASF(m), SASD(m), SATH(m), SASS(m) and DISC NBR(m). Changed TC-PRI(m) to 'TC TO PRI(m)'. Added IWCON(m) and IWCON-TEL NO.(m).
REQTYP P (ESSX®)	REQTYP/ACT Combinations	(EU) REQTYP P / ACT V (ESSX®)	Optional	Added SASF(m), SASD(m), SATH(m), SASS(m), WSOP(m), and IWO*(m).
REQTYP P (ESSX®)	REQTYP/ACT Combinations	(EU) REQTYP P / ACT S (ESSX®)	Conditional	Removed SASF(m), SASD(m), SATH(m), and SASS(m).
REQTYP P (ESSX®)	REQTYP/ACT Combinations	(EU) REQTYP P / ACT S (ESSX®)	Optional	Added SASF(m), SASD(m), SATH(m), and SASS(m).
REQTYP P (ESSX®)	REQTYP/ACT Combinations	(LSR) REQTYP P / ACT B (ESSX®)	Optional	Removed APPTIME-DDD(m), PROJECT(m), DFDT(m), SPEC(m), RPON(m), RORD(m), VTA(m), and HUNTING (See Hunting Section)(m).
REQTYP P (ESSX®)	REQTYP/ACT Combinations	(LSR) REQTYP P / ACT W (ESSX®)	Required	Updated REQTYP from 'PW' to "PB" (m).

- continued -

- continued -

BELLSOUTH BUSINESS RULES FOR LOCAL ORDERING Issue 9G				
Posting Date 08/30/00				
REQTYPs SERVICE REQUEST MATRIXs				
REQTYP	SECTION	TABLE	COLUMN	DESCRIPTION
REQTYP P (ESSX®)	REQTYP/ACT Combinations	(EU) REQTYP P / ACT W (ESSX®)	Conditional	Removed DQTY(m), SASF(m), SASD(m), SATH(m), SASS(m) DNUM(m), TC-PRI(m), TC TO SEC(m), TCID(m), TC NAME(m), and TC PER(m). Added 'EAN(m) or EATN(m)'.
REQTYP P (ESSX®)	REQTYP/ACT Combinations	(EU) REQTYP P / ACT W (ESSX®)	Optional	Added SASF(m), SASD(m), SATH(m), SASS(m), WSOP(m), and IWO*(m). Removed DISC NBR(m), and TC OPT(m).
REQTYP P (ESSX®)	REQTYP/ACT Combinations	(EU) REQTYP P / ACT L (ESSX®)	Conditional	Removed SASF(m), SASD(m), SATH(m), and SASS(m).
REQTYP P (ESSX®)	REQTYP/ACT Combinations	(EU) REQTYP P / ACT L (ESSX®)	Optional	Added SASF(m), SASD(m), SATH(m), and SASS(m).
REQTYP P (ESSX®)	REQTYP/ACT Combinations	(LSR) REQTYP P / ACT P (ESSX®)	Conditional	Added ALTIMPCON-TEL NO(m).
REQTYP P (ESSX®)	REQTYP/ACT Combinations	(LSR) REQTYP P / ACT P (ESSX®)	Optional	Added IMPCON-PAGER(m), ALTIMPCON*(m), and ALTIMPCON-PAGER.
REQTYP P (ESSX®)	REQTYP/ACT Combinations	(EU) REQTYP P / ACT P (ESSX®)	Conditional	Removed SASF(m), SASD(m), SATH(m), and SASS(m). Added 'EAN(m) or EATN(m)', IWCON(m) and IWCON-TEL NO.(m).

- continued -

- continued -

BELLSOUTH BUSINESS RULES FOR LOCAL ORDERING Issue 9G				
Posting Date 08/30/00				
REQTYPs SERVICE REQUEST MATRIXs				
REQTYP	SECTION	TABLE	COLUMN	DESCRIPTION
REQTYP P (ESSX®)	REQTYP/ACT Combinations	(EU) REQTYP P / ACT P (ESSX®)	Optional	Added SASF(m), SASD(m), SATH(m), SASS(m), WSOP(m), and IWO*(m).
REQTYP P (ESSX®)	REQTYP/ACT Combinations	(LSR) REQTYP P / ACT Q (ESSX®)	Conditional	Added ALTIMPCON-TEL NO(m).
REQTYP P (ESSX®)	REQTYP/ACT Combinations	(LSR) REQTYP P / ACT Q (ESSX®)	Optional	Added IMPCON-PAGER(m), ALTIMPCON*(m), and ALTIMPCON-PAGER.
REQTYP P (ESSX®)	REQTYP/ACT Combinations	(EU) REQTYP P / ACT Q (ESSX®)	Conditional	Removed SASF(m), SASD(m), SATH(m), and SASS(m). Added DQTY(m), DNUM(m), TC TO PRI(m), TC TO SEC(m), TCID(m), TC NAME(m), TC PER(m), 'EAN(m) or EATN(m)', IWCON(m), and IWCON-TEL NO.(m).
REQTYP P (ESSX®)	REQTYP/ACT Combinations	(EU) REQTYP P / ACT Q (ESSX®)	Optional	Added SASF(m), SASD(m), SATH(m), SASS(m), WSOP(m), IWO*(m), and TC OPT*(m). Added '*' to DISC NBR(m).
REQTYP P (ESSX®)	(ESSX®) Form / Instructions	(ESSX®) Line-By-Line Instructions	Field Definition & Usage Requirements	Modified #18 and #22
REQTYP P	REQTYP P Overview	—	—	Inserted "BellSouth®" in front of Centrex® and removed 'BellSouth' in front of ESSX®.

- continued -

- continued -

BELLSOUTH BUSINESS RULES FOR LOCAL ORDERING Issue 9G				
Posting Date 08/30/00				
REQTYPs SERVICE REQUEST MATRIXs				
REQTYP	SECTION	TABLE	COLUMN	DESCRIPTION
REQTYP P (MultiServ®/ MultiServ PLUS®)	Ordering Information	Forms	—	Updated the DL and DSCR columns to change the O (optional) entry to C (conditional)-with '***' and added two notes under the table to describe the conditions that DL and DSCR apply.
REQTYP P (MultiServ®/ MultiServ PLUS®)	Ordering Information	Completeing MultiServ®/ MultiServ PLUS® Form	—	Changed 'Required' to "Conditional" and added additional verbiage for ACT of 'P' and 'Q'.
REQTYP P (MultiServ®/ MultiServ PLUS®)	REQTYP/ACT Combinations	(LSR) REQTYP P / ACT N (MultiServ®/ MultiServ PLUS®)	Conditional	Added ALTIMPCON-TEL NO(m).
REQTYP P (MultiServ®/ MultiServ PLUS®)	REQTYP/ACT Combinations	(LSR) REQTYP P / ACT N (MultiServ®/ MultiServ PLUS®)	Optional	Added IMPCON-PAGER(m), ALTIMPCON*(m) , and ALTIMPCON-PAGER.
REQTYP P (MultiServ®/ MultiServ PLUS®)	REQTYP/ACT Combinations	(EU) REQTYP P / ACT N (MultiServ®/ MultiServ PLUS®)	Required	Removed '(Detail)' from LOCNUM(m).

- continued -

- continued -

BELLSOUTH BUSINESS RULES FOR LOCAL ORDERING Issue 9G				
Posting Date 08/30/00				
REQTYPs SERVICE REQUEST MATRIXs				
REQTYP	SECTION	TABLE	COLUMN	DESCRIPTION
REQTYP P (MultiServ®/ MultiServ PLUS®)	REQTYP/ACT Combinations	(EU) REQTYP P / ACT N (MultiServ®/ MultiServ PLUS®)	Conditional	Removed SASF(m), SASD(m), SATH(m), and SASS(m). Added IWCON(m) and IWCON-TEL NO.(m).
REQTYP P (MultiServ®/ MultiServ PLUS®)	REQTYP/ACT Combinations	(EU) REQTYP P / ACT N (MultiServ®/ MultiServ PLUS®)	Optional	Added SASF(m), SASD(m), SATH(m), SASS(m), WSOP(m), and IWO*(m).
REQTYP P (MultiServ®/ MultiServ PLUS®)	REQTYP/ACT Combinations	(LSR) REQTYP P / ACT C (MultiServ®/ MultiServ PLUS®)	Conditional	Added ALTIMPCON-TEL NO(m).
REQTYP P (MultiServ®/ MultiServ PLUS®)	REQTYP/ACT Combinations	(LSR) REQTYP P / ACT C (MultiServ®/ MultiServ PLUS®)	Optional	Added IMPCON-PAGER(m), ALTIMPCON*(m) , and ALTIMPCON-PAGER.
REQTYP P (MultiServ®/ MultiServ PLUS®)	REQTYP/ACT Combinations	(EU) REQTYP P / ACT C (MultiServ®/ MultiServ PLUS®)	Required	Removed '(Detail) 'from LOCNUM(m).

- continued -

- continued -

BELLSOUTH BUSINESS RULES FOR LOCAL ORDERING Issue 9G				
Posting Date 08/30/00				
REQTYPs SERVICE REQUEST MATRIXs				
REQTYP	SECTION	TABLE	COLUMN	DESCRIPTION
REQTYP P (MultiServ®/ MultiServ PLUS®)	REQTYP/ACT Combinations	(EU) REQTYP P / ACT C (MultiServ®/ MultiServ PLUS®)	Conditional	Removed SASF(m), SASD(m), SATH(m), and SASS(m). Changed TC-PRI(m) to 'TC TO PRI(m)'. Added DQTY(m), IWCON(m), and IWCON-TEL NO.(m).
REQTYP P (MultiServ®/ MultiServ PLUS®)	REQTYP/ACT Combinations	(EU) REQTYP P / ACT C (MultiServ®/ MultiServ PLUS®)	Optional	Added EU-FLOOR(m), SASF(m), SASD(m), SATH(m), SASS(m), WSOP(m), and IWO*(m).
REQTYP P (MultiServ®/ MultiServ PLUS®)	REQTYP/ACT Combinations	(LSR) REQTYP P / ACT D (MultiServ®/ MultiServ PLUS®)	Conditional	Added IMPCON-TEL NO(m) , ALTIMPCON-TEL NO(m).
REQTYP P (MultiServ®/ MultiServ PLUS®)	REQTYP/ACT Combinations	(LSR) REQTYP P / ACT D (MultiServ®/ MultiServ PLUS®)	Optional	Added IMPCON(m), IMPCON -PAGER(m), ALTIMPCON*(m) , and ALTIMPCON-PAGER.
REQTYP P (MultiServ®/ MultiServ PLUS®)	REQTYP/ACT Combinations	(EU) REQTYP P / ACT D (MultiServ®/ MultiServ PLUS®)	Conditional	Removed SASF(m), SASD(m), SATH(m), and SASS(m). Changed TC-PRI(m) to 'TC TO PRI(m)'.

- continued -

- continued -

BELLSOUTH BUSINESS RULES FOR LOCAL ORDERING Issue 9G				
Posting Date 08/30/00				
REQTYPs SERVICE REQUEST MATRIXs				
REQTYP	SECTION	TABLE	COLUMN	DESCRIPTION
REQTYP P (MultiServ®/ MultiServ PLUS®)	REQTYP/ACT Combinations	(EU) REQTYP P / ACT D (MultiServ®/ MultiServ PLUS®)	Optional	Added EU-FLOOR(m), SASF(m), SASD(m), SATH(m), SASS(m), WSOP(m), and IWO*(m). Added '*' to FBI(m).
REQTYP P (MultiServ®/ MultiServ PLUS®)	REQTYP/ACT Combinations	(LSR) REQTYP P / ACT T (MultiServ®/ MultiServ PLUS®)	Conditional	Added ALTIMPCON-TEL NO(m).
REQTYP P (MultiServ®/ MultiServ PLUS®)	REQTYP/ACT Combinations	(LSR) REQTYP P / ACT T (MultiServ®/ MultiServ PLUS®)	Optional	Added IMPCON-PAGER(m), ALTIMPCON*(m), and ALTIMPCON-PAGER.
REQTYP P (MultiServ®/ MultiServ PLUS®)	REQTYP/ACT Combinations	(EU) REQTYP P / ACT T (MultiServ®/ MultiServ PLUS®)	Required	Removed '(Detail)' from LOCNUM(m).
REQTYP P (MultiServ®/ MultiServ PLUS®)	REQTYP/ACT Combinations	(EU) REQTYP P / ACT T (MultiServ®/ MultiServ PLUS®)	Conditional	Removed SASF(m), SASD(m), SATH(m), and SASS(m). Changed TC-PRI(m) to 'TC TO PRI(m)'. Added IWCON(m) and IWCON-TEL NO.(m).

- continued -

- continued -

BELLSOUTH BUSINESS RULES FOR LOCAL ORDERING Issue 9G				
Posting Date 08/30/00				
REQTYPs SERVICE REQUEST MATRIXs				
REQTYP	SECTION	TABLE	COLUMN	DESCRIPTION
REQTYP P (MultiServ®/ MultiServ PLUS®)	REQTYP/ACT Combinations	(EU) REQTYP P / ACT T (MultiServ®/ MultiServ PLUS®)	Optional	Added EU-FLOOR(m), SASF(m), SASD(m), SATH(m), SASS(m), WSOP(m), and IWO*(m).
REQTYP P (MultiServ®/ MultiServ PLUS®)	REQTYP/ACT Combinations	(LSR) REQTYP P / ACT V (MultiServ®/ MultiServ PLUS®)	Conditional	Added ALTIMPCON-TEL NO(m).
REQTYP P (MultiServ®/ MultiServ PLUS®)	REQTYP/ACT Combinations	(LSR) REQTYP P / ACT V (MultiServ®/ MultiServ PLUS®)	Optional	Added IMPCON-PAGER(m), ALTIMPCON*(m), and ALTIMPCON-PAGER.
REQTYP P (MultiServ®/ MultiServ PLUS®)	REQTYP/ACT Combinations	(EU) REQTYP P / ACT V (MultiServ®/ MultiServ PLUS®)	Conditional	Removed SASF(m), SASD(m), SATH(m), SASS(m) and DISC NBR(m). Changed TC-PRI(m) to 'TC TO PRI(m)'. Added IWCON(m) and IWCON-TEL NO.(m).
REQTYP P (MultiServ®/ MultiServ PLUS®)	REQTYP/ACT Combinations	(EU) REQTYP P / ACT V (MultiServ®/ MultiServ PLUS®)	Optional	Added EU-FLOOR(m), SASF(m), SASD(m), SATH(m), SASS(m), WSOP(m), and IWO*(m). Added '*' to FBI(m).

- continued -

- continued -

BELLSOUTH BUSINESS RULES FOR LOCAL ORDERING Issue 9G				
Posting Date 08/30/00				
REQTYPs SERVICE REQUEST MATRIXs				
REQTYP	SECTION	TABLE	COLUMN	DESCRIPTION
REQTYP P (MultiServ®/ MultiServ PLUS®)	REQTYP/ACT Combinations	(EU) REQTYP P / ACT S (MultiServ®/ MultiServ PLUS®)	Required	Removed '(Detail)' from LOCNUM(m).
REQTYP P (MultiServ®/ MultiServ PLUS®)	REQTYP/ACT Combinations	(EU) REQTYP P / ACT S (MultiServ®/ MultiServ PLUS®)	Conditional	Removed SASF(m), SASD(m), SATH(m), and SASS(m).
REQTYP P (MultiServ®/ MultiServ PLUS®)	REQTYP/ACT Combinations	(EU) REQTYP P / ACT S (MultiServ®/ MultiServ PLUS®)	Optional	Added EU-FLOOR(m), SASF(m), SASD(m), SATH(m), and SASS(m).
REQTYP P (MultiServ®/ MultiServ PLUS®)	REQTYP/ACT Combinations	(LSR) REQTYP P / ACT B (MultiServ®/ MultiServ PLUS®)	Optional	Removed APPTIME-DDD(m), PROJECT(m), DFDT(m), SPEC(m), RPON(m), RORD(m), VTA(m), and HUNTING (See Hunting Section)(m).
REQTYP P (MultiServ®/ MultiServ PLUS®)	REQTYP/ACT Combinations	(EU) REQTYP P / ACT W (MultiServ®/ MultiServ PLUS®)	Conditional	Removed DQTY(m), SASF(m), SASD(m), SATH(m), SASS(m) DNUM(m), TC-PRI(m), TC TO SEC(m), TCID(m), TC NAME(m), and TC PER(m). Added 'EAN(m) or EATN(m)'

- continued -

- continued -

BELLSOUTH BUSINESS RULES FOR LOCAL ORDERING Issue 9G				
Posting Date 08/30/00				
REQTYPs SERVICE REQUEST MATRIXs				
REQTYP	SECTION	TABLE	COLUMN	DESCRIPTION
REQTYP P (MultiServ®/ MultiServ PLUS®)	REQTYP/ACT Combinations	(EU) REQTYP P / ACT W (MultiServ®/ MultiServ PLUS®)	Optional	Added SASF(m), SASD(m), SATH(m), SASS(m), WSOP(m), and IWO*(m). Removed DISC NBR(m), and TC OPT(m). Added '*' to FBI(m).
REQTYP P (MultiServ®/ MultiServ PLUS®)	REQTYP/ACT Combinations	(EU) REQTYP P / ACT L (MultiServ®/ MultiServ PLUS®)	Conditional	Removed SASF(m), SASD(m), SATH(m), and SASS(m).
REQTYP P (MultiServ®/ MultiServ PLUS®)	REQTYP/ACT Combinations	(EU) REQTYP P / ACT L (MultiServ®/ MultiServ PLUS®)	Optional	Added SASF(m), SASD(m), SATH(m), and SASS(m).
REQTYP P (MultiServ®/ MultiServ PLUS®)	REQTYP/ACT Combinations	(LSR) REQTYP P / ACT P (MultiServ®/ MultiServ PLUS®)	Conditional	Added ALTIMPCON-TEL NO(m).
REQTYP P (MultiServ®/ MultiServ PLUS®)	REQTYP/ACT Combinations	(LSR) REQTYP P / ACT P (MultiServ®/ MultiServ PLUS®)	Optional	Added IMPCON-PAGER(m), ALTIMPCON*(m), and ALTIMPCON-PAGER.

- continued -

- continued -

BELLSOUTH BUSINESS RULES FOR LOCAL ORDERING Issue 9G				
Posting Date 08/30/00				
REQTYPs SERVICE REQUEST MATRIXs				
REQTYP	SECTION	TABLE	COLUMN	DESCRIPTION
REQTYP P (MultiServ®/ MultiServ PLUS®)	REQTYP/ACT Combinations	(EU) REQTYP P / ACT P (MultiServ®/ MultiServ PLUS®)	Conditional	Removed SASF(m), SASD(m), SATH(m), and SASS(m). Added 'EAN(m) or EATN(m)', IWCON(m) and IWCON-TEL NO.(m).
REQTYP P (MultiServ®/ MultiServ PLUS®)	REQTYP/ACT Combinations	(EU) REQTYP P / ACT P (MultiServ®/ MultiServ PLUS®)	Optional	Added SASF(m), SASD(m), SATH(m), SASS(m), WSOP(m), and IWO*(m).
REQTYP P (MultiServ®/ MultiServ PLUS®)	REQTYP/ACT Combinations	(LSR) REQTYP P / ACT Q (MultiServ®/ MultiServ PLUS®)	Conditional	Added ALTIMPCON-TEL NO(m).
REQTYP P (MultiServ®/ MultiServ PLUS®)	REQTYP/ACT Combinations	(LSR) REQTYP P / ACT Q (MultiServ®/ MultiServ PLUS®)	Optional	Added IMPCON-PAGER(m), ALTIMPCON*(m), and ALTIMPCON-PAGER.
REQTYP P (MultiServ®/ MultiServ PLUS®)	REQTYP/ACT Combinations	(EU) REQTYP P / ACT Q (MultiServ®/ MultiServ PLUS®)	Conditional	Removed SASF(m), SASD(m), SATH(m), and SASS(m). Added DQTY(m), DNUM(m), TC TO PRI(m), TC TO SEC(m), TCID(m), TC NAME(m), TC PER(m), 'EAN(m) or EATN(m)', IWCON(m), and IWCON-TEL NO.(m).

- continued -

- continued -

BELLSOUTH BUSINESS RULES FOR LOCAL ORDERING Issue 9G				
Posting Date 08/30/00				
REQTYPs SERVICE REQUEST MATRIXs				
REQTYP	SECTION	TABLE	COLUMN	DESCRIPTION
REQTYP P (MultiServ®/ MultiServ PLUS®)	REQTYP/ACT Combinations	(EU) REQTYP P / ACT Q (MultiServ®/ MultiServ PLUS®)	Optional	Added SASF(m), SASD(m), SATH(m), SASS(m), WSOP(m), IWO*(m), and TC OPT*(m) and DISC NBR*(m)
REQTYP P (MultiServ®/ MultiServ PLUS®)	(MultiServ®/ MultiServ PLUS®) Form/ Instructions	(MultiServ®/ MultiServ PLUS®) Line-By-Line Instructions	Field Definition & Usage Requirements	Modified #32

BELLSOUTH BUSINESS RULES FOR LOCAL ORDERING Issue 9G			
Posting Date 08/30/00			
DATA ELEMENT DICTIONARY Section			
SECTION	SUB-SECTION	FIELD/FIELDS	DESCRIPTION
LSR	Administrative Section Fields	DDDO	Added Note under Conditional Usage Notes.
LSR	Administrative Section Fields	DFDT	Updated Rule 3.
LSR	Administrative Section Fields	CHC	Updated (Conditional Usage) Note 2 and Note 3. Added (Business) Rule 3.
LSR	Administrative Section Fields	REQTYP	Updated REQTYP 'P' definition. Updated REQTYP 'P' definition in Valid Entries table.

- continued -

- continued -

BELLSOUTH BUSINESS RULES FOR LOCAL ORDERING Issue 9G			
Posting Date 08/30/00			
DATA ELEMENT DICTIONARY Section			
SECTION	SUB-SECTION	FIELD/FIELDS	DESCRIPTION
LSR	Administrative Section Fields	RPON	Updated (Business) Rule 1, Rule 2, Rule 3, Rule 4, and Rule 5. Added (Business) Rules 6 through 11.
LSR	Administrative Section Fields	TOS	Updated REQTYTYP 'P' definition in Valid Entries table.
LSR	Administrative Section Fields	LSP AUTH	This field is not supported by BellSouth.
LSR	Administrative Section Fields	LSP AUTH DATE	This field is not supported by BellSouth
LSR	Administrative Section Fields	LSP AUTH NAME	This field is not supported by BellSouth
LSR	Administrative Section Fields	RESID	Added field.
LSR	Billing Section Fields	EBD	This field is not supported by BellSouth
EU	Administrative Section Fields	DQTY	Modified verbiage in field definition to read, "This field is also used on manually submitted orders with REQTYTYP of E and P and ACT of W to indicate the quantity of telephone numbers to be converted (because the Resale form/screen is not being sent)."
EU	Administrative Section Fields	CIC	Added Business Rule.

- continued -

- continued -

BELLSOUTH BUSINESS RULES FOR LOCAL ORDERING Issue 9G			
Posting Date 08/30/00			
DATA ELEMENT DICTIONARY Section			
SECTION	SUB-SECTION	FIELD/FIELDS	DESCRIPTION
EU	Location and Access Section Fields	ERL	Added 'and Electronic' to Business Rules sub-Header.Modified Business Rules to indicate that Manual Business Rules apply to Electronic Business Rules as well.
EU	Bill Section Fields	EAN	Added Note 3 to Conditional Usage Notes.
EU	Bill Section Fields	EATN	Added Note 3 to Conditional Usage Notes.
EU	Disconnect Information Section Fields	DISC NBR	Added Note 3 to Conditional Usage Notes..
EU	Disconnect Information Section Fields	TER	Modied definition.
EU	Disconnect Information Section Fields	TC FR	Removed this field information.
EU	Disconnect Information Section Fields	LOCACT	Removed Rule under Business Rules. (Business Rules: None)
DL	Administrative Section Fields	SC1	Added example
DL	Administrative Section Fields	LACT	Revised Note 3 to include "ACT=R"
DL	Administrative Section Fields	RTY	Added example
DL	Administrative Section Fields	LTY	Added example

- continued -

- continued -

BELLSOUTH BUSINESS RULES FOR LOCAL ORDERING Issue 9G			
Posting Date 08/30/00			
DATA ELEMENT DICTIONARY Section			
SECTION	SUB-SECTION	FIELD/FIELDS	DESCRIPTION
DL	Administrative Section Fields	TT-TTD	Added example
DL	Administrative Section Fields	STYC	Added example
DL	Administrative Section Fields	TOA	Added example and added Conditional Usage Notes.
DL	Administrative Section Fields	DOI	Added example
DL	Administrative Section Fields	WPP	Added example
DL	Administrative Section Fields	LOCNUM	Added example, added conditional usage note: "Required when LACT field indicated", and deleted Business Rule 5.
DL	Administrative Section Fields	DML	Added example, added Conditional Usage Note, and deleted Manual Business Rule.
DL	Administrative Section Fields	BRO	Added example and added Conditional Usage Note.
DL	Administrative Section Fields	ADV	Added example
DL	Administrative Section Fields	DLNM	Added example
DL	Administrative Section Fields	DIRSUB	Added example
DL	Administrative Section Fields	LTN	Added example
DL	Administrative Section Fields	NSTN	Added example

- continued -

- continued -

BELLSOUTH BUSINESS RULES FOR LOCAL ORDERING Issue 9G			
Posting Date 08/30/00			
DATA ELEMENT DICTIONARY Section			
SECTION	SUB-SECTION	FIELD/FIELDS	DESCRIPTION
DL	Administrative Section Fields	LNPL	Added example
DL	Administrative Section Fields	LNLN	Added example, Conditional Business Note and added Business Rule
DL	Administrative Section Fields	LNFN	Added example
DL	Administrative Section Fields	DES	Added example
DL	Administrative Section Fields	TL	Added example
DL	Administrative Section Fields	TITLE 1	Added example
DL	Administrative Section Fields	TITLE 2	Added example
DL	Administrative Section Fields	NICK	Added example
DL	Administrative Section Fields	PLA	Added example
DL	Administrative Section Fields	LTXNUM	Added example and deleted Manual and Electronic Business Rules.
DL	Administrative Section Fields	LTXTY	Added example
DL	Administrative Section Fields	LTEXT	Added example. Changed Valid Entries verbiage to include: "Descriptive or informative listing text associated with entry indicated in the LTXTY field."

- continued -

- continued -

BELLSOUTH BUSINESS RULES FOR LOCAL ORDERING Issue 9G			
Posting Date 08/30/00			
DATA ELEMENT DICTIONARY Section			
SECTION	SUB-SECTION	FIELD/FIELDS	DESCRIPTION
DL	Administrative Section Fields	ADI	Added example. Revised Conditional Usage Note 1 and added note 4.
DL	Administrative Section Fields	LAPR	Added example. Deleted Valid Entries. Added Business rule.
DL	Administrative Section Fields	LANO	Added example. Added Business Rule.
DL	Administrative Section Fields	LASF	Added example. Added Business Rule.
DL	Administrative Section Fields	LASD	Added example. Added Business Rule.
DL	Administrative Section Fields	LASN	Added example. Added Business Rule.
DL	Administrative Section Fields	LATH	Added example. Added Business Rule.
DL	Administrative Section Fields	LASS	Added example. Added Business Rule.
DL	Administrative Section Fields	LALOC	Added example.
DL	Administrative Section Fields	LAST	Added example. Added Conditional Usage Note. Added Business Rule.
DL	Administrative Section Fields	DACT	Added example.
DL	Administrative Section Fields	DATY	Added example.
DL	Administrative Section Fields	DDAPR	Added example.
DL	Administrative Section Fields	DDANO	Added example.

- continued -

- continued -

BELLSOUTH BUSINESS RULES FOR LOCAL ORDERING Issue 9G			
Posting Date 08/30/00			
DATA ELEMENT DICTIONARY Section			
SECTION	SUB-SECTION	FIELD/FIELDS	DESCRIPTION
DL	Administrative Section Fields	DDASF	Added example.
DL	Administrative Section Fields	DDASD	Added example.
DL	Administrative Section Fields	DDASN	Added example.
DL	Administrative Section Fields	DDATH	Removed chart in Valid Entries.
DL	Administrative Section Fields	DDASS	Added example.
DL	Administrative Section Fields	DDALO	Added example.
DL	Administrative Section Fields	DDADLO	Added example.
DL	Administrative Section Fields	DDALOC	Added example.
DL	Administrative Section Fields	DDAST	Added example.
DL	Administrative Section Fields	DDAZC	Added example.
DL	Administrative Section Fields	DIRTYP	Added example.
DL	Administrative Section Fields	DIRQTYA	Added example.
DL	Administrative Section Fields	DIRQTYNC	Added example.
DL	Administrative Section Fields	DIRNAME	Added example.

- continued -

- continued -

BELLSOUTH BUSINESS RULES FOR LOCAL ORDERING Issue 9G			
Posting Date 08/30/00			
DATA ELEMENT DICTIONARY Section			
SECTION	SUB-SECTION	FIELD/FIELDS	DESCRIPTION
DL	Administrative Section Fields	SIC	Added example. Revised Note 1: "and the TOS field is indicated with "1" or "3".
DL	Administrative Section Fields	YPH	Revised Data Characteristics. Added example. Revised Rule 2: "AML listings associated with Ringmaster service requires a YPH code of 999001".
DL	Administrative Section Fields	REMARKS	Added example.
DSCR	Administrative Section Fields	DLNUM	Changed Data Characteristics. Added example. Modified Business Rules to make universal for Manual and Electronic.
DSCR	Administrative Section Fields	SO	Added example. Added Conditional Usage Note.
DSCR	ALIR Sequencing Section Fields	SEQTEXT	Revised to include all information for the following DSCR fields: SEQTEXT, SEQ ADDR , SEQ TN, SEQ TEXT 1 and IN TEXT. Added example. Added 2 Conditional Usage Notes.
DSCR	ALIR Sequencing Section Fields	SEQADDR	Revised to include all information for the following DSCR fields: SEQTEXT, SEQ ADDR , SEQ TN, SEQ TEXT 1 and IN TEXT. Added example. Added Conditional Usage Note.

- continued -

- continued -

BELLSOUTH BUSINESS RULES FOR LOCAL ORDERING Issue 9G			
Posting Date 08/30/00			
DATA ELEMENT DICTIONARY Section			
SECTION	SUB-SECTION	FIELD/FIELDS	DESCRIPTION
DSCR	ALIR Sequencing Section Fields	SEQTN	Added example. Added verbiage to Manual Data Characteristics. Added 3 Conditional Usage Notes.
DSCR	ALIR Sequencing Section Fields	SEQTEXT1	Added example. Added 2 Conditional Usage Notes.
DSCR	ALIR Sequencing Section Fields	INTEXT	Modified Data Characteristics. Added Usage Conditional Note.
DSCR	Indent Information Section Fields (Recap)	LVL	Added Business Rules. Added example. Added Conditional Usage Note.
DSCR	Indent Information Section Fields (Recap)	HS	Added example. Added Conditional Usage Note for Manual only. Added 2 Manual /Electronic Conditional Usage Notes. Modified Business Rules to make universal for Manual and Electronic.
DSCR	Indent Information Section Fields (Recap)	HTN	Added example. Added Conditional Usage Note and added 3 Business Rules.
DSCR	Indent Information Section Fields (Recap)	INS1	Added example. Added Conditional Usage Note. Modified Business Rules to make universal for Manual and Electronic.
LS	Administrative Section	LOCQTY	Removed Field information. (Should be LQTY) for this Form/Screen.)
LS	Administrative Section	LQTY	Added Field information. (Should be LQTY) for this Form/Screen.)

- continued -

- continued -

BELLSOUTH BUSINESS RULES FOR LOCAL ORDERING Issue 9G			
Posting Date 08/30/00			
DATA ELEMENT DICTIONARY Section			
SECTION	SUB-SECTION	FIELD/FIELDS	DESCRIPTION
LS	Service Detail Fields	CIC	Business Rule revised to read, " For REQTYP A and B or C (NPT =D), this field should be populated with the same code used in the CC (Company Code) field. "CIC code is separate and distinct from the ACNA, CCNA, and CC codes, however; in the case of REQTYPs A, B (NPT=D), or C (NPT=D), this field should be populated with the same code used in the CC (Company Code) field."
LS	Service Detail Fields	LNUM	Updated Data Characteristics
LS	Service Detail Fields	LOCNUM	Added Business Rules 6 and 7
LS	Service Detail Fields	CHAN/PAIR 2	Updated Usage Notes.
LS	Service Detail Fields	DISC NBR	Added Note 2 to Conditional Usage Notes.
LSNP	Service Detail Fields	CHAN/PAIR 2	Updated Usage Notes
RS	Service Detail Fields	BA	Updated Rule 2 under Business Rules.
RS	Service Detail Fields	LOCACT	Removed Rule under Business Rules. (Business Rules: None)
RS	Service Detail Fields	FA	Removed Note under Conditional Usage Notes. (Conditional Usage Notes: None)
RS	Service Detail Fields	TER	Removed Rule under Business Rules. (Business Rules: None)
RS	Service Detail Fields	ISPID-ISDN	Modified Note under Conditional Usage Notes.

- continued -

- continued -

BELLSOUTH BUSINESS RULES FOR LOCAL ORDERING Issue 9G			
Posting Date 08/30/00			
DATA ELEMENT DICTIONARY Section			
SECTION	SUB-SECTION	FIELD/FIELDS	DESCRIPTION
RS	Service Detail Fields	TC TO SEC	Modified Note under Conditional Usage Notes.
CNF/CMP	Directory Section	LISTADR	Updated usage information

BELLSOUTH BUSINESS RULES FOR LOCAL ORDERING Issue 9F			
Posting Date 08/14/00			
SECTION	SUB-SECTION	FIELD	DESCRIPTION
REQTYP A	xDSL Loops	—	Updated the xDSL Loops section to include electronic processing of LSRs for this service.
REQTYP A	Unbundled Copper Loops (UCL)	—	Updated the Unbundled Copper Loops (UCL) section to include electronic processing of LSRs for this service.
REQTYP B	xDSL Loops	—	Updated the xDSL Loops section to include electronic processing of LSRs for this service.
REQTYP B	Unbundled Copper Loops (UCL)	—	Updated the Unbundled Copper Loops (UCL) section to include electronic processing of LSRs for this service.
Data Element Dictionary	LSR	RESID	Added new field necessary for electronic processing of xDSL Loops and Unbundled Copper Loops (UCL).

- continued -

- continued -

BELLSOUTH BUSINESS RULES FOR LOCAL ORDERING Issue 9F			

BELLSOUTH BUSINESS RULES FOR LOCAL ORDERING Issue 9E			
Posting Date 07/17/00			
SECTION	SUB-SECTION	FIELD	DESCRIPTION
Introduction	Document Layout	—	Updated Appendix A to reflect "electronic" ordering scenarios. Corrected title of Appendix B to read "Glossary of Data Elements". Added reference to "Appendix C-Master Product Index". Modified "Sample Order" .
General Local Service Ordering Information	Standardized OBF Forms	—	Deleted reference to the AACT field appearing in the End User section. Modified sentence referencing the LSOG is an industry standard.... to read "The LSOG is an industry guideline..."
General Local Service Ordering Information	BST Customized LSOG 4 forms	—	Added a new section entitled, "BST Customized LSOG 4 forms"
General Local Service Ordering Information	Flow Through Ordering Matrix	—	Deleted 2 Wire ISDN Digital Loop from Flow Through Parameters list and added "for Digital Loops" to xDSL in the Flow Through Parameters list.
REQTYP A	—	—	Updated to included ordering information for the following products: Unbundled Copper Loops (UCL), xDSL Loops, Enhanced Extended Links (EELs), Network Interface Devices (NIDs), DS-1, DS-3 and STS-1 Loops, Local Channels and Interoffice Channels, and Universal Digital Carrier (UDC)

- continued -

- continued -

BELLSOUTH BUSINESS RULES FOR LOCAL ORDERING Issue 9E			
Posting Date 07/17/00			
REQTYP B	—	—	Updated to included ordering information for the following products: Unbundled Copper Loops (UCL) with Number Portability (NP) and xDSL Loops with NP.
REQTYP E	—	—	Changed all references to Complex Services Work Aid to Complex Products Chapter. Updated Resale Ordering Matrix with most current product offerings.
REQTYP M	—	—	Updated to included ordering information for the following products: 4-Wire ISDN-PRI Port/Loop Combinations and UNE-P (Bus/Res) Port/Loop Combinations
Complex Products	—	—	Added new chapter to document on Complex Services which includes REQTYP P (Resale Complex, ESSX®, BellSouth® Centrex®, MultiServ® / Multiserv PLUS®)
Data Element Dictionary	LSR	PROJECT	Business Rule added to accommodate ordering of NIDs. [Rule 6: When ordering Network Interface Devices, populate this field with the type of NID being ordered (e.g. NID 1).]
Data Element Dictionary	LSR	REQTYP	Valid Entry included to accommodate ordering of Centrex (ESSX® and MultiServ®). Also corrected entry for valid entry of "C" to show "Number Portability"
Data Element Dictionary	LSR	ALBR	Business Rule added to accommodate ordering of Centrex (ESSX® and MultiServ®). Changed 'Rule:' to "Rule 1:" and added: [Rule 2: When this field is indicated and the REQTYP = P, this request must be submitted to the Account Team.]

- continued -

- continued -

BELLSOUTH BUSINESS RULES FOR LOCAL ORDERING Issue 9E			
Posting Date 07/17/00			
Data Element Dictionary	LSR	TOS	Business Rules added to accommodate ordering of NIDs and Centrex (ESSX® and MultiServ®). Valid Entry added for E = CENTREX Resale. [Rule 8: If ordering Network Interface Devices, TOS third character must be F. Rule 9: If REQTYP = P, the 2nd character of the TOS field must be E. Rule 10: If the 2nd character of the TOS field is E, REQTYP must equal P. Rule 11: When the 2nd character of the TOS field is E, the 1st character cannot be 2, 4, or 5.]
Data Element Dictionary	LSR	PBT	Business Rule added to accommodate ordering of DS-1, DS-3, STS-1 Loops, Local Channel(s). [Rule: If Pot Bay is to be supplied by BellSouth, CLEC must state on LSR. Pot Bays apply only to Physical Collocation, not Virtual.]
Data Element Dictionary	LSR	BAN1	Business Rule added to accommodate ordering of NIDs. [Rule 5: If ordering Network Interface Devices, populate with the CLEC Master Q Account Number.]
Data Element Dictionary	LSR	REMARKS	Business Rules added to accommodate ordering of EEL. Added Business Rule: [Rule 4: When ordering a new EEL, populate this field with the name of the EEL (Type of IOC, Type of Mux, Type of Loop).]
Data Element Dictionary	EU	AACT	Removed this field from the Data Element Dictionary- It is no longer used in BST

- continued -

- continued -

BELLSOUTH BUSINESS RULES FOR LOCAL ORDERING Issue 9E			
Posting Date 07/17/00			
Data Element Dictionary	EU	REMARKS	Business Rule added to accommodate ordering of EELs. Changed 'Rule:' to "Rule 1:" and added [Rule 2: When ordering EELs, populate with the End User Local Serving Office (EULSO) information.]
Data Element Dictionary	LS	CFA	Business Rules added to accommodate ordering of DS-1, DS-3, STS-1 Loops, Local Channels and Interoffice Channels. [Rule: When ordering a DS-1, DS-3 or STS-1 Interoffice Channel (IOC), 2 TxTIE CFAs are required. Show the termination CFA in the REMARKS field on the LS form as "SCFA" (Secondary CFA).]
Data Element Dictionary	LS	CHAN/PAIR 2	Added new field CHAN/PAIR 2 for four wire provisioning
Data Element Dictionary	LS	REMARKS	Business Rules added: [Rule 1: When ordering a new EEL, populate this field with the name of the EEL (Type of IOC, Type of Mux, Type of Loop). Rule 2: When ordering an EEL with channelization (a mux), specify the location in REMARKS field as MUXLOC. Rule 3: If a 4-Wire loop is ordered on a manual LSR, the CHAN/PAIR2 information is to be placed in REMARKS on the manual LS form.]
Data Element Dictionary	LSNP	LQTY	Field definition edited to include NIDs. [If ordering Network Interface Devices, populate with the number of NIDs to be installed at end user address.]
Data Element Dictionary	LSNP	CHAN/PAIR 2	Added new field CHAN/PAIR 2 for four wire provisioning

- continued -

- continued -

BELLSOUTH BUSINESS RULES FOR LOCAL ORDERING Issue 9E			
Posting Date 07/17/00			
Appendix A - Sample Ordering Scenario Index	—	—	Changed title to read, "Sample Ordering Scenarios"
Appendix B - Glossary of Data Elements	—	—	Deleted "AACT" from the Glossary of Data Elements chart
Appendix C - Master Product Index	—	—	Added new to document.

BELLSOUTH BUSINESS RULES FOR LOCAL ORDERING Issue 9D			
Posting Date 07/03/00			
SECTION	SUB-SECTION	FIELD	DESCRIPTION
Flow-Through Ordering	Flow-Through Parameters	—	Modified language because language in Version 9C was incorrect

BELLSOUTH BUSINESS RULES FOR LOCAL ORDERING Issue 9C			
Posting Date 06/30/00			
SECTION	SUB-SECTION	FIELD	DESCRIPTION
Introduction	Document Layout	—	Updated Appendix A and Appendix B descriptions.
General Information	Completion Notifications	—	Removed note: 'More information on the CN is included in Appendix B.'
Flow-Through Ordering	Flow-Through Parameters	—	Added a Flow-Through Matrix Section including an Flow-Through Ordering Matrix Table and a list of items that may be submitted electronically , however will not flow-through without some degree of manual intervention.

- continued -

- continued -

BELLSOUTH BUSINESS RULES FOR LOCAL ORDERING Issue 9C			
Posting Date 06/30/00			
SECTION	SUB-SECTION	FIELD	DESCRIPTION
REQTYP A - Loop Service	Ordering Form/ Screen	—	Revised the table under the Ordering Form/Screen section for Loop Service associated with the DL and DSCR . Changed the entry of " O* " (Optional) to " * " (astrisk) and updated the note to read: " * EFFECTIVE 08/01/00: Listings may no longer be submitted with a REQTYP A request. Listings must be submitted separately using REQTYP J. This change will align the manual process with the existing electronic process." See Carrier Notification Letter SN91081833 dated June 19, 2000.
APPENDIX A	—	—	Changed titling from "APPENDIX " to " APPENDIX A " .
APPENDIX A	—	—	Modified APPENDIX A to reflect "Electronic Only Ordering Scenarios" and removed the "MANUAL ORDERS only" column from the Ordering Scenario tables.
APPENDIX A	Electronic Ordering Scenarios	—	Changed "Ordering Scenarios" header to "Electronic Ordering Scenarios".
BELLSOUTH BUSINESS RULES FOR LOCAL ORDERING Issue 9B			
Posting Date 04/07/00			
SECTION	DATE / ISSUE	DESCRIPTION	
All	April 2000 / Issue 9B	Original Draft	

Electronic Business Rules for Local Ordering Issue 9A		
Posting Date December, 1999 / Pulled April, 2000		
SECTION	DATE / ISSUE	DESCRIPTION
All	December 2000 / Issue 9A	Discontinued (replaced by the BellSouth Business Rules for Local Ordering BBR-LO Issue 9B)

1.2 Preface

The information contained within this document is based upon the Ordering & Billing Forum (OBF) industry consensus approved guidelines, found in the *Local Service Ordering Guidelines* (LSOG) Version 4 document. BellSouth® has moved to the LSOG Version 4 forms for manual ordering as a result of OSS '99 enhancements requested by CLECs via the external change control process. CLECs may submit version 4 forms beginning May 1, 2000.

This document addresses the processes and business rules for **Local** Service Requests (LSR) only. BellSouth® offers additional services (such as Local Interconnection Trunking) to Facility Based CLECs through the **Access** Service Request (ASR). For more information on ASRs, please refer to the *Access Service Ordering Guidelines* (ASOG) and the *BellSouth® Guide to Interconnection*. The ASOG is published by the Alliance for Telecommunications Industry Solutions (ATIS) and is available at the ATIS web site:

<http://www.atis.org/atis/clec/obf/obfdocs.htm>

The *BellSouth® Guide to Interconnection* is available for download at:

<http://www.interconnection.bellsouth.com/guides/guides.html>

Additionally, this document is not intended as a programming guide. CLECs should refer to either the *BellSouth® EDI Specifications Guide* or the *Telecommunications Access Gateway Application Programming Interface Reference Guide* (TAG* API) for programming requirements for EDI and TAG* respectively. The *BellSouth® EDI Specifications Guide* is available at the above BellSouth® Interconnection web site. The *TAG API Reference Guide* is available at the Web address listed below:

* = applicable to Version 7.1X and 7.5X of TAG

http://www.interconnection.bellsouth.com/markets/lec/oss_info.html

**

Note: ** = *Note: This web site only provides a link to the TAG documentation web address. The TAG site is password protected. Only CLECs requiring access are granted a user ID and password. For more information, a CLEC should contact the appropriate Account Team Representative.*

1.3 Purpose

The purpose of this document is to:

- Provide local service ordering instructions for CLECs that offer local telecommunications services utilizing BellSouth® Resale Services or Unbundled Network Elements (UNEs).
- Provide a common point of reference to simplify the manual and electronic ordering processes for CLECs that conduct business with BellSouth® and have converted to TCIF Issue 9 and/or LSOG 4.

A manual process entails submitting Local Service Requests via facsimile. It is highly recommended that CLECs have access to the Internet and the World Wide Web as BellSouth® provides a wealth of information to its customers in this format and much of this document is used in conjunction with other documents that are posted on the Internet for the CLECs' convenience.

An electronic process entails submitting Local Service Requests via a BellSouth® approved electronic interface. More information on the electronic interface options available to CLECs is contained in the *BellSouth® Pre-Ordering and Ordering Overview Guide*. This document can be found at:

<http://www.interconnection.bellsouth.com/guides/guides.html>

CAUTION

This document provides detailed information generally applicable in the nine states served by BellSouth®. However, due to individual state regulatory agency rules and decisions, aspects of this ordering guide may or may not apply differently in an individual state. CLECs should contact the respective BellSouth® Account Team to confirm the applicability in a particular state.

1.4 Audience

This document has been developed for the CLECs interested in the business rules used in conjunction with submitting manual and electronic local service order requests.

This document assumes that a CLEC has completed all the start-up and activation requirements and is now ready to process BellSouth® service requests. If a CLEC has not completed all the proper start-up and activation requirements, please refer to the *BellSouth® Start-Up Guide* which can be found at:

<http://www.interconnection.bellsouth.com/guides/guides.html>

1.5 Document Layout

On a high-level, the document chapters are as follows:

- Introduction
- General Local Service Ordering Information
- REQTYP A - Loop Service
- REQTYP B - Loop Service with Number Portability
- REQTYP C - Number Portability
- REQTYP E - Resale Service
- REQTYP F - Port Service
- REQTYP J - Directory Listings

- REQTYP M - Unbundled Network Element Switched Combinations
- REQTYP N - Direct-In-Dial Resale Service
- Complex Products
- Data Element Dictionary
- Appendices

Following the **Introduction** and **General Local Service Ordering Information** chapters, the ordering information for each of the Requisition Types (REQTYPs) is covered in detail.

Generally, the information is presented as follows for each REQTYP:

REQTYP Name

- **Introduction**
- **Products/Services Included**
- **Product or Product Group 1**
 - * Description
 - * Ordering Forms/Screens
 - Valid Forms/Screens
 - Service Inquiry Form and Instructions (if applicable)
 - Completing the LSR and EU
 - - Valid Account Level Activities (ACTs)
 - - ACT Listing
 - Completing the Product Specific Form/screen
 - - Valid Lower Level Activities (Usually Line Level) for each REQTYP / ACT combination
 - - Lower Level Activity Listing for REQTYP
 - Completing the DL and DSCR (if applicable)
 - Completing the Hunting Section of the LSR (if applicable)
 - * REQTYP / ACT Combinations
 - LSR and EU , Conditional and Optional (R/C/O) fields for each valid REQTYP / ACT combination
 - -
 - * Product Specific Form/screen Required, Conditional and Optional (R/C/O) tables by Lower Level Activity
 - * Proprietary Product Specific Form and Instructions (if applicable)
 - * Hunting Required, Conditional and Optional (R/C/O) tables (if applicable)
- -
- **Repeat Information for each Product or Product Group as necessary.**

The organization of the **Complex Products** chapter closely resembles the organization of the REQTYPs.

The **Data Element Dictionary** follows the **Complex Products** chapter. The Data Element Dictionary provides a brief description of each of the forms/screens and details the data elements as they appear on each of the OBF Version 4 forms. The forms/screens are presented in the following order:

- Local Service Request (LSR)
- Local Service Request - Hunt Group Information (LSR-HGI)
- End User (EU)
- Directory Listing (DL)
- Directory Service Caption Request (DSCR)
- Loop Service (LS)
- Loop Service with Number Portability (LSNP)
- Number Portability (NP)
- Resale Service (RS)
- Port Service (PS)
- DID Resale Service (DRS)
- CNF / CMP Entries

Note: For simplicity, BellSouth® presents the forms/screens in accordance with OBF Version 4 forms. A CLEC may choose to configure its GUI (Graphical User Interface) differently and, therefore, must be aware that its GUI may or may not mimic this presentation.

Following the brief description of the form, each data element is presented with the following information:

- Data element abbreviated name and descriptive name
- A detailed Definition of the data element
- VALID ENTRIES (if applicable*)
- DATA CHARACTERISTICS (ie: number of characters, alpha, numeric, or alpha/numeric)
- An EXAMPLE acceptable entry
- Explanation of CONDITIONAL USAGE NOTES (if applicable*)
- BUSINESS RULES specific to the data element (if applicable*)

* = when information is *not* applicable, the word "None" will appear after the statement.

Please note: Fields that only show definitions are NOT currently used in BellSouth®.

Appendices follow the Data Element Dictionary. Each of the Appendices are explained below:

- **Appendix A: Sample Ordering Scenarios**

The Sample Ordering Scenarios is a catalogue of electronic ordering examples a CLEC may use to assist in ordering local service. These scenarios are not meant to be a complete reference for every possible order a CLEC may place. It is to be used as a guide to help the CLEC become comfortable with ordering different types of local service.

- **Appendix B: Glossary of Data Elements**

This appendix provides a master alphabetical listing of every data element on the OBF version 4 forms as well as any data elements unique to BellSouth® Local Service Ordering. Each data element directs the CLEC to the appropriate form and section for more information.

- **Appendix C: Master Product Index**

This appendix provides a master alphabetical listing of every product contained in this document. For each product, the list directs the CLEC to the appropriate chapter/section in the document for more detailed ordering information.

1.6 How to Use this Document

In order to familiarize the reader with the utility of this document, the following sample order for a **New Analog, Voice, Designed Loop** has been provided. By reviewing the Table of Contents or the Master Product Index in Appendix C, the CLEC would determine the appropriate chapter covering Loops (REQTYP A). This chapter contains the following information:

- Introductory information
- **REQTYP A Loops**
 - Ordering Forms/screens
 - REQTYP / ACT Combinations
 - LNA Tables for REQTYP A Loops
- DS-1, DS-3 and STS-1 Loops, Local Channels and Interoffice Channels
- Enhanced Extended Links (EELs)
- Network Interface Devices (NIDs)
- Unbundled Copper Loops (UCL)
- Universal Digital Carrier (UDC)
- xDSL Loops

The **Introductory Information** provides a general explanation of REQTYP A - Loop Service as defined by BellSouth®. This section also includes a listing of the products included in REQTYP A.

The **REQTYP A Loops** section provides the ordering information for the standardized loops in REQTYP A. All “standard” loops use the same forms/screens, REQTYP/ACT combinations and LNAs

The **Ordering Forms/screens** section includes:

- The required/valid forms for ordering Loop Service

- Valid account level activities (ACT) for the REQ TYP
- Valid line level activities (LNA) for each ACT and LS form/screen usage

The **REQ TYP / ACT Combinations** section provides, in a table format, all required, conditional, and optional LSR and EU fields for ordering loop service. The section is organized into the five valid REQ TYP/ACT combinations and is further broken into Designed and Non-Designed Loops within each valid REQ TYP/ACT.

The **LNA Tables for REQ TYP A Loops** section provides, in a table format, all required, conditional, and optional LS fields for ordering loop service for each valid Line Level Activity (LNA). The LNA tables are provided for each of the loops listed in the introductory information.

For detailed information on each of the fields contained in the tables mentioned above, the CLEC should refer to the **Data Element Dictionary** (following the **Complex Products** chapter). The Data Element Dictionary is organized by product form and details all of the fields in the order they appear on the Version 4 OBF forms. The following information, when applicable, is provided for each data field:

- Field Name
- Definition
- Valid Entries
- Data Characteristics
- Example
- Conditional Usage Notes
- Business Rules

The Data Element Dictionary complements the REQ TYP Catalogue which contains detailed listings of the Required, Conditional and Optional (R/C/O) fields to populate for each form/screen.

SAMPLE ORDER

REQ TYP = A, ACT = N, LNA = N, Analog, Voice, Designed Loop

The service ordered is a New Installation of an Analog, Voice, Designed Loop.

Step 1: Determine which chapter includes the ordering information for the desired product/service by referring to either the Table of Contents or the Master Product Listing in Appendix C (in this example, Loops are covered in REQ TYP A).

Step 2: Determine which set section within the REQTYP is applicable either by reviewing the REQTYP A Introductory Information or by referring to the Master Product Index in Appendix C (in this example, “REQTYP A Loops”).

Step 3: Determine which forms/screens to complete (in our example, LSR, EU and LS forms/screens are required).

Step 4: Review the Account Level Activity (ACT) listing and determine which ACT is appropriate for the order (in this example, ACT of N - New Installation/Account).

Step 5: Go to the **REQTYP / ACT Combination** section and find the LSR and EU Required, Conditional, and Optional (R/C/O) field tables corresponding to the order (in this example, REQTYP A / ACT N - Designed).

Step 6: Begin to populate the LSR and EU forms/screens. In populating the forms/screens, have the corresponding data dictionaries (for LSR and for EU) available and refer to the Data Element Dictionary section as necessary (Step 9 illustrates a specific example of how to use the Data Element Dictionary section).

Step 7: After completing the LSR and EU forms/screens, determine which Line Level Activities (LNAs) apply to the order by referring to the **Completing the LS** section (in this example, the only applicable LNA is "N").

Step 8: Go to the **LNA Tables for REQTYP A** section and find the LS Required, Conditional, and Optional (R/C/O) field tables corresponding to the order (in this example, LNA is “N” for Analog, Voice, Designed Loop).

Step 9: Begin to populate the LS form/screen. In populating the LS form/screen, have the corresponding Data Element Dictionary available and refer to it as necessary. For example, if unsure of whether to populate the conditional ‘JK CODE’ field or how to populate it, refer to the ‘JK CODE’ field in the LS Data Element Dictionary to see that the field is ‘Required when the NIDR field is populated with "Y" and that the data characteristics for the field are five alpha/numeric characters.

2. General Local Service Ordering Information

2.1 REQTyp - Listing and Description

This section describes the various requisition types (REQTyps) used by BellSouth® for ordering local service. The requisition types are as follows:

- **A** = Loop Service
- **B** = Loop with Interim Number Portability - INP
- **B** = Loop with Local Number Portability - LNP
- **C** = Interim Number Portability - INP
- **C** = Local Number Portability - LNP
- **E** = Resale Service - Non-Complex
- **E** = Resale Service - PBX
- **E** = Resale Service - ISDN-BRI
- **F** = Port Service
- **J** = Directory Listing
- **M** = Unbundled Network Element Switched Combinations
- **N** = DID Resale
- **P** = CENTREX Resale

Valid requisition types always contain two alpha characters:

- 1st Character = The appropriate requisition type listed above.
- 2nd Character = " B " This letter indicates a firm order.

These REQTyp characters are combined with account level activity types (ACT) to form/screen REQTyp / ACT combinations. The different levels of activities will be discussed in the next section.

2.2 Types of Activities – Listing and Description

Generally, there are two distinct levels of activity types that apply to most of the REQTyps: account and line level activities.

Account Level Activities (ACT) apply to all of the Request Types (REQTyps). Line Level Activities apply to all of the REQTyps *except* for J (Directory Listing) and N (DID Resale Service).

2.2.1 Account Level Activities

Account level activities (ACT) apply to the entire account. The valid ACTs are listed below:

N = New installation and/or account

C = Change an existing account (e.g., Rearrangement, Partial disconnect or addition)

Note: If NPT = D, this ACT is used for INP to LNP conversions.

D = Disconnection

T = Outside move of end user location

R = Record activity is for ordering administrative changes

V = Full Conversion of service **as specified** to new Local Service Provider (LSP)

S = Seasonal suspend partial account or restore partial account

B = Restore FULL Account or Restore Denied Account

W = Full Conversion of service **as is**

L = Seasonal Suspension full account

Y = Deny (non-payment)

P = Conversion of service **as specified:** Partial Migration - (Initial)

Q = Conversion of service **as specified:** Partial Migration - (Subsequent)

2.2.2 Line Level Activities

Line level activities (LNA) apply to the specified line only. The valid LNAs are listed below:

N = New Installation (e.g., new line or additional line)

C = Change or Modification to an Existing Line

D = Disconnection

G = Conversion or Migration to new LSP **as specified** (listing ALL FEATURES requested for conversion service).

X = Telephone Number Change

V = Conversion or Migration to new LSP **as specified** (*only* listing changes from existing service).

W = Conversion or Migration **as is**

P = PIC Change

L = Seasonal Suspend

B = Restore

2.2.3 Feature Level Activities

In addition to account and line level activities, **feature level activities (FA)** are used for REQTYPs E, F, and M. The following codes apply only to the features that distinguish how a specific line should function:

N = Add/Install

C = Change

D = Delete

2.2.4 Activities unique to REQTY J

REQTY J uses *unique* activities instead of the more common line and feature level activities. These activities are listed below.

Listing activities (LACT) for REQTY J:

N = New Listing
D = Delete Listing
I = Change Listing (new data to be inserted)
O = Change Listing (old data)
Z = No Change to listing

Delivery activities (DACT) for REQTY J:

N = New Directory Delivery
D = Delete Directory Delivery*
I = Change Directory Delivery (new data to be inserted)*
O = Change Directory Delivery (old data)*

Note: **DACT of D, I and O are applicable to MANUAL orders only.*

2.2.5 Activities Unique to REQTY N

REQTY N uses *unique* activities instead of the more common line and feature level activities. These activities are listed below.

DID trunk group activities (DTKACT) for REQTY N:

N = New / Add
C = Change
V = Conversion as specified
W = Conversion as is (Partial Migrations only)

2.2.6 Hunting Activities

Similarly, Hunting, an optional feature within REQTYs E, F, and M, uses *unique* Group and Line Level Activities. These code are listed below.

Hunting group level activities (HA) for Hunting:

N = New Hunt Group
E = Existing Hunt Group / No Change
C = Change to Existing Hunt Group
D = Delete / Remove Hunt Group Arrangement

Hunting line level activities (HLA) for Hunting:

N = New /Install

E = Existing / No Change

D = Disconnect / Delete

The aforementioned activities will determine how each of the forms/screens in the next section must be populated. The activities are listed above as a reference and will be explained in greater detail when applicable.

2.3 Required, Conditional, Optional (R/C/O)

BellSouth Business Rules for Local Ordering (BBR-LO) guidelines incorporate the following requirements for the population of fields:

- **Required** is defined as the field *MUST* be populated.
- **Conditional** is defined as the *field is dependent upon the relationship to another entry as specified in the usage statement and is dependent upon the presence, absence or combination of other data entries.*
- **Optional** is defined as the field *may or may not* be populated.

2.4 Partial Migration

The new main telephone number for the remaining account must be provided in the REMARKS section. Failure to provide this will result in the LSR being clarified.

The new main listing for the remaining account must be provided or the listing will be set up identically to the listing that the migrating main number had. This information can either be provided on a DLR form or in the REMARKS section of the LSR. BellSouth® encourages the use of the DLR form in order to assure that the listing is established accurately. BellSouth® will accept the information in REMARKS provided it is clearly communicated. If the LCSC cannot establish an identical listing and/or the information is not clearly communicated the LSR will be clarified.

The Hunt Sequence (if applicable) should be clearly communicated in the REMARKS section. If no information is provided, the LCSC will attempt to set up the hunt sequence identically to the hunt sequence on the remaining account less the numbers migrated. If the LCSC is not able to determine what the new hunt sequence should be and the information has not been clearly communicated in the REMARKS section, the LSR will be clarified.

2.5 Local Service Ordering Forms

Generally, BellSouth® uses two types of forms for ordering local service: standard and proprietary. BellSouth® has developed proprietary forms where industry standard forms either do not exist or are not

approved. Please note: BellSouth® has adopted the OBF guidelines with minor modifications to accommodate BellSouth® specific requirements (e.g., BCS field has been added to LSR section to facilitate electronic ordering of PBX Resale Service).

2.5.1 Standardized OBF Forms

To simplify and standardize the ordering process for CLECs, BellSouth® uses the Ordering and Billing Forum (OBF) Local Service Order Guidelines (LSOG) Version 4 ordering forms whenever possible. BellSouth® began accepting the following OBF Version 4 Ordering forms on May 1, 2001:

- **Local Service Request (LSR):**
This form/screen is required when requesting any service. It contains all of the administrative, billing information and contact details.
- **Local Service Request – Hunt Group Information (LSR – HGI):**
This section of the LSR is required only when a CLEC requests hunting services.
- **End User Information (EU):**
This form/screen is required when requesting any service.
- **Directory Listings (DL):**
This form/screen is required only when certain directory listing services are requested.
- **Directory Services Caption Request (DCSR):**
This form/screen captures the end user data to be presented and is required only when a CLEC must add, change or delete any directory listing information for an end user.
- **Loop Service (LS):**
This form/screen is required only when a CLEC requests loop services.
- **Loop Service with Number Portability (LSNP):**
This form/screen is required only when a CLEC requests loop service with number portability.
- **Number Portability (NP):**
This form/screen is required only when a CLEC requests number portability.
- **Resale Service (RS):**
This form/screen is required only when a CLEC requests resale service.
- **Port Service (PS):** This form/screen is required only when a CLEC requests port or Unbundled Network Element Switched Combinations service.
- **DID Resale Service (DRS):** This form/screen is required only when a CLEC requests Direct In Dial (DID) resale service.

The Directory Service Request (DSR) is no longer supported within BellSouth®.

Actual copies of the OBF forms are not a part of this document. However, copies of the forms may be obtained from the Alliance for Telecommunications Industry Standards (ATIS). If a CLEC is not an OBF funding company and is interested in obtaining paper or diskette copies of the OBF Ordering Forms, please complete the ATIS OBF Document Ordering form. This form is available on the Internet at the following web address:

<http://www.atis.org/atis/clc/obfdocs.html>

CLECs may also order forms or obtain additional information regarding OBF forms via the following methods:

Transmit via...	To...	At...
FAX	ATIS	202/393-5453
Telephone	ATIS	202/628-6380
Electronic Mail	Mike Nichols	 mnichol@atis.org

When a CLEC orders the OBF Forms from ATIS, it will also receive a copy of the Local Service Ordering Guidelines (LSOG). The LSOG is an industry guideline document and does NOT contain information specific to BellSouth® ordering requirements. Please note that while BellSouth® has adopted Version 4 forms, BellSouth® does not support all of the OBF usage suggestions. Therefore, to determine how BellSouth® defines the usage requirements for specific fields refer to **Data Element Dictionary** section within this document.

2.5.2 BST Customized LSOG 4 forms

BellSouth® has created a location on the Customer Guides page on the Web to pull a copy of the LSOG4 forms for local service ordering. These forms are contained within the BST Customized LSOG 4 forms header which includes:

- LSR Request - MS Word Format
- Form Instructions - Internet Explorer
- Web Forms - Zip Files

which is available at:

<http://www.interconnection.bellsouth.com/guides/guides.html>

2.5.3 BellSouth® Proprietary Forms

BellSouth® has developed proprietary forms to facilitate local service ordering when an industry standard form is not available or approved. Generally, these forms are used for Service Inquiry (SI) and/or ordering complex services. This document does not contain all of the BellSouth® proprietary forms. When a form is not included, a CLEC should contact its account team representative.

2.6 Manual and Electronic Ordering

CLECs can submit orders either manually or electronically. Depending upon the method chosen, the CLEC may have to provide different information to BellSouth®, that is, some data elements may be applicable only to manual or electronic orders, not both. For example, many of the data elements in the Administrative section of the LSR are repeated on each of the manual forms and must be completed to match the information on the LSR. These fields include PON, VER, AN and ATN. When submitting an electronic request, however, these fields are populated once and the data flows through to all subsequent screens used in the order. Please watch for these types of distinctions as they are made throughout this document.

2.6.1 LCSC Contact Telephone Numbers

The Local Carrier Service Center (LCSC) is the single point of contact for a CLEC when manually submitting orders. Use the telephone numbers below to contact the LCSC for questions relating to manually submitted local service requests and billing inquiries. All completed local service ordering forms may be sent via facsimile to the number indicated below. Prior to submitting service requests each CLEC will be assigned to either the Atlanta, Georgia or Birmingham, Alabama (LCSC).

Atlanta LCSC	Telephone Number	Fax Number
Resale - Consumer	800-872-3116	800-872-7059
Resale - Small Business	800-872-3116	877-711-0379
Unbundled Network Elements and Local Number Portability	800-872-3116	877-489-7633
Billing	800-872-3116	205-321-2724
Birmingham LCSC	Telephone Number	Fax Number
Resale - Consumer Order	800-773-4967	888-704-9368
Resale -Business Order	800-773-4967	800-773-4970

- continued -

Birmingham LCSC	Telephone Number	Fax Number
Facility Based Order	800-773-4967	888-792-6271
Billing	800-773-4967	205-321-2817

2.6.2 Electronic Downtime

Occasionally, BellSouth® may experience brief periods outside of normal maintenance downtime where a specific system is unavailable for CLECs to transmit mechanized LSRs. If a CLEC must submit a particular LSR manually before the electronic system is restored to service, BellSouth® will apply the mechanized LSR charge instead of the manual LSR charge for that service request. This policy applies only for those CLECs who would normally use the unavailable electronic system if it had been available. The CLEC must follow the procedure below for each manually submitted LSR in order to receive the mechanized LSR charge:

1. Populate the LSR NO. (LSR Number) field in the Administrative Section on the first page of the LSR form with the code " SOMECE".
2. Complete all required pages of the LSR form that pertain to the service being ordered.

If this procedure is not followed, the manual LSR charge will be applied as required for manual LSRs in compliance with current CLEC Interconnection and Resale agreements.

2.7 Flow-Through Ordering Matrix

The following table provide all REQTYP/ACT combinations that are **flow-through eligible**:

Flow-Through Ordering Matrix Table													
ACTIVITY TYPE (ACCOUNT LEVEL)													
REQTYP	N	C	D	T	R	V	W	S	B	L	Y	P	Q
A	V	V	V			V							
B-INP						V						V	
B-LNP						V							
C-INP			V			V*						V	
C-LNP						V							
E	V	V	V			V	V	V	V	V	V	V	V

- continued -

- continued -

F	V	V	V			V							
J	V		V		V								
M	V	V	V			V	V	V	V	V	V	V	V
N													

LEGEND: V = Valid, Blank = Not Valid

* REQ TYP C (INP), ACT V flows electronically when atleast one LEATN or EATN field entry *matches* the ATN field entry.

2.7.1 Flow-Through Parameters

The following is a list of items that will not flow through:

Note: For specific Products: Refer to SQM (Service Quality Measurement Flow-Through Matrix)

- More than 25 lines
- REQ TYP A with 16 line or more
- REQ TYP E, residence 6 lines or more
- LSRs with Project or RPON fields populated
- SL1 REQ TYP A, ACT C, LNA N or D
- SL2 REQ TYP A, ACT C
- REQ TYP B (INP), ACT P when migrating main telephone number
- REQ TYP B (LNP), ACT V with Complex
- REQ TYP C (LNP), ACT V with Complex

2.8 Service Request Process Flows and Status Information

The order processing flows begin when BellSouth's (LCSC) receives a complete and correct Local Service Request (LSR). Upon verification, assuming no error or rejection messages are received, a BellSouth® service order is generated and a Firm Order Confirmation (FOC) is sent to the CLEC.

BellSouth® provides an electronic order tracking system for the CLEC's to track the status of their orders. The system is described in the *CLEC Service Order Tracking System User Guide* which is available for download at:

<http://interconnection.bellsouth.com/guides/guides.html>

2.8.1 Clarifications

Incomplete, incorrect or conflicting information can result in BellSouth's inability to issue the order(s) as requested on the LSR. BellSouth® will return any LSR to the CLEC for clarification of the order when incomplete, incorrect, or conflicting information is present on the LSR. The CLEC has ten (10) business days to respond to the request for clarification by submitting a supplemental LSR. The LSR will be canceled on the eleventh business day if no response is received. A new LSR (with a new PON) must be submitted when the service request is canceled by BellSouth®.

2.8.2 LSR Error Message Table

When ordering electronically, errors will be returned to the CLEC electronically, depending upon the degree of severity of the reject. Errors will require a supplemental LSR, except when:

1. Service will no longer be provided from the same exchange as reflected on the original request.
2. The original request required a premise visit and the change results in no premise visit.

In all cases, the original due date must be reviewed to ensure that the changes requested do not negatively impact the original desired due date. If the modifications result in a longer due date interval, a new desired due date should be noted.

Requests for service cannot be processed until a complete and accurate LSR has been received. CLEC delays in providing the required information will negatively impact the timely provisioning of service.

For a description of error codes & meanings, see *LSR Error Messages* at:

http://www.interconnection.bellsouth.com/markets/lec/oss_info.html

2.8.3 Firm Order Confirmation (FOC)

The Firm Order Confirmation (FOC) provides the customer with the information required for control and tracking of the request(s) for the provisioning of local service.

A FOC will be returned to the CLEC either via facsimile or electronically after the LCSC processes the CLEC's service request(s) and determines that corrections or error resolutions are not required. The confirmation will provide the BellSouth® order number, the service due date and telephone numbers (as applicable to the service). Additional service specific data may also be provided.

The FOC does not constitute and should not be considered a guarantee that facilities are available. The committed due date is based on an assumption that facilities are available. If there is a post-FOC facility problem detected, the CLEC will be informed of the estimated service date by a supplemental FOC. If it is determined that facilities are not available at the time service is being installed, the CLEC will receive a telephone call from the BellSouth® installation control center.

More information on the electronic FOC is provided in the **CNF / CMP Entries** Section of the Data Element Dictionary.

2.8.4 Completion Notifications (CN)

Completion Notices (are only provided on electronically submitted requests. An electronic CN will be delivered to the CLEC once BellSouth's systems determine that the service order is completed, is error free, and is in CPX or PCX status.

More information on the CN is provided in the **CNF / CMP Entries** Section of the Data Element Dictionary.

2.8.5 Service Request Changes and Cancellations

BellSouth® should be notified (CN) as soon as possible any time a service request changes or is canceled. Early notification will allow adequate time to process the change and notify all affected BellSouth® internal departments. This will ensure that the request properly reflects all requested service and appropriate billing.

2.8.6 Missed Appointments (MA)

The BellSouth® service technician will notify the CLEC when an appointment is missed for end-user reasons. The CLEC should issue a supplement with a new desired due date, and forward it to the LCSC. The original service order (or PON) will be canceled if a new desired due date is not provided within five (5) Business days. Customer Guides Website at:

<http://www.interconnection.bellsouth.com/guides/guides.html>

2.8.7 Service Jeopardies

When service is scheduled for installation on the service due date and the service due date commitment cannot be met, the CLEC will be notified either by a telephone call from the appropriate BellSouth® personnel.

2.8.8 Due Date

Due dates for CLEC end users will be assigned using the same guidelines as used for BellSouth® end users. BellSouth® will provide service on the desired due date or the earliest available installation date thereafter **Due dates can not be considered confirmed until a complete and accurate Service Request has been entered into BellSouth's service request processing systems.** BellSouth® Target Intervals are contained in the *Product and Service Interval Guide* and are available for download at:

<http://www.interconnection.bellsouth.com/guides/guides.html>

2.9 Supporting Documents

Many BellSouth® documents are referenced throughout this document. Listed below is a consolidated list of all external documents referenced throughout this document and a brief description of their purposes.

- **LEO-IG Volume 1**
TCIF Issue 7 Electronic Business Rules for Local Ordering.
- **BellSouth® Ordering Guide for CLECs** (*Discontinued*)
Details Manual Ordering Business Rules. Based on LSOG 2.
- **BellSouth® EDI Specifications Guide** (*Formerly LEO-IG Volume 4*)

Includes Electronic Data Interchange (EDI) Transaction Sets and EDI Certification Testing Requirements. Available for both TCIF Issue 7 and TCIF Issue 9.

- **TAG API**

Provides coding specifications for building a TAG interface.

- **Product and Service Interval Guide**

Contains a listing of expected provisioning intervals for some of the most commonly ordered products and services.

- **BellSouth® Start-Up Guide**

Explains CLEC Start-Up process and how to become a CLEC.

- **Pre-Ordering and Ordering Business Rules Guide**

Provides an overview of BellSouth® Pre-Order and Ordering Processes.

- **LNP Ordering Guide**

Provides detailed information on Local Number Portability (LNP) including process flows, requirements and FAQs.

- **BellSouth® Guide to Interconnection**

Provides information for Facility Based CLECs including Access Services.

- **LSR Error Messages**

A listing of common LSR Error Messages by error message number.

- **CLEC Service Order Tracking System User Guide**

Provides an overview of the CLEC Status Order Tracking System.

- **Job Aid: Pending Order Status**

Details Pending Order Status and Missed Appointment Codes.

- **Collocation Handbook**

Explains the differences between physical and virtual collocation and the implications of each option.

- **CLEC USOC Manual**

Provides information mapping USOCs to particular products and services. CLECs can access the USOC manuals directly from the Internet website. The USOC manuals are in two formats: service category and alphanumeric codes.

- **FID Glossary for CLECs**

Provides a comprehensive alphabetic listing of FIDs (Field Identifiers) and their associated descriptions to assist CLECs in ordering BellSouth® products and services.

3. REQTYP A - Loop Service

3.1 Description

Loops are pairs of wires which serve as a transmission medium connecting BellSouth's Central Office to the end user location. Synonyms include *local loop* and *user line*.

This Chapter includes the following products:

- REQTYP A Loops
- DS1, DS3, STS-1 Loops, Local Channels and Interoffice Channels
- Enhanced Extended Links (EEL)
- Network Interface Devices (NID)
- Unbundled Copper Loops (UCL)
- Universal Digital Carriers (UDC)
- xDSL Loops

3.2 REQTYP A Loops

3.2.1 Product Listing

3.2.1.1 Analog, Voice, Non-Designed Loop

This type of two-wire loop provides a medium for voice transmissions capable of handling signals with an approximate bandwidth of 300-3000 Hz between BellSouth's central office and the end user location.

3.2.1.2 Analog, Voice, Designed Loop

Two-wire designed loops support only circuits requiring Plain Old Telephone Service (POTS) configurations in one direction. Four-wire loops support circuits requiring POTS configurations and circuits requiring different configurations as well. Four-wire loops provide two paths for the transmission of signals. Each path transmits signals in one direction only. These loops are said to be "designed" because the CLEC can specify the type of signaling on the loop. In addition to the signaling options supported by a two-wire loop, a four-wire loop will support duplex signaling.

3.2.1.3 Digital, Data, Designed Loop (DS0)

Digital Signal 0. A loop which serves as a medium for simultaneous two-way data transmission between BellSouth's central office and the end user location at a basic digital signaling rate of 64 kb/s.

3.2.1.4 Digital, Data, Designed Loop (DS1)

Digital Signal 1. A four-wire loop which serves as a medium for simultaneous two-way data transmission between BellSouth's central office and the end user location at a digital signaling rate of 1.544 Mb/s.

3.2.1.5 Digital, Designed, Basic Rate ISDN

A network that uses switches and digital transmission paths to establish connections for different services ranging from voice, data, e-mail, and fax. ISDN is composed of a two-wire loop which serves as a medium for the transmission of digital signals at 160 kb/s between BellSouth's central office and the end user location. This loop supports basic rate ISDN but due to the unique transmission requirements of this type of loop, service availability is limited to end user locations where appropriate facilities exist.

3.2.2 Ordering Forms/Screens

The following chart illustrates the required, conditional and optional forms/screens for ordering this service. Detailed information will follow to assist you in filling out each of these forms/screens.

REQTYP / SERVICE TYPE	Forms/Screens										
	LSR	Hunting	EU	DL	DSCR*	RS	DRS	PS	NP	LS	LSNP
A Loop Service	R		R	*	*					R	

R = Required C = Conditional O = optional

* EFFECTIVE 08/01/00: Listings may no longer be submitted with a REQTYP A request. Listings must be submitted separately using REQTYP J. This change will align the manual process with the existing electronic process.

3.2.2.1 Completing the LSR and EU Forms/Screens

The Required, Conditional, and Optional (R/C/O) fields on the LSR and EU forms/screens will be given for every valid REQTYP/ACT combination in the **REQTYP / ACT Combination** Section.

The following chart shows all of the valid account level activities for this requisition type.

REQTYP	ACTIVITY TYPE (ACCOUNT LEVEL)												
	N	C	D	T	R	V	S	B	W	L	Y	P	Q
A - Loop Service	X	X	X	X		X							

Note: " X " denotes valid account level activities. A blank entry indicates a non-valid account level activity.

Account level activities (ACT) apply to the entire account. The ACTs are defined below:

- ⇒ **N** = New installation and/or account
- ⇒ **C** = Change an existing account (e.g., Rearrangement, Partial disconnect or addition)
- ⇒ **D** = Disconnection
- ⇒ **T** = Outside move of end user location
- ⇒ **R** = Record activity is for ordering administrative changes
- ⇒ **V** = Full Conversion of service **as specified** to new Local Service Provider (LSP)
- ⇒ **S** = Seasonal suspend or restore partial account
- ⇒ **B** = Restore **full** account or restore denied account
- ⇒ **W** = Full Conversion of service **as is**

- ⇒ **L** = Seasonal suspension **full** account
- ⇒ **Y** = Deny (non-payment)
- ⇒ **P** = Conversion of service **as specified**: Partial Migration - Initial
- ⇒ **Q** = Conversion of service **as specified**: Partial Migration - Subsequent

3.2.2.2 Completing the LS Form/Screen

The Loop Service (LS) form/screen may be required or invalid depending on the account level activity. Each account level activity has valid Line Level Activities (LNAs). These LNAs determine how, or if, the LS form/screen should be populated.

Line level activities (LNA) apply to the specified line only. The LNAs are defined below:

- ⇒ **N** = New Installation (e.g., new line or additional line)
- ⇒ **C** = Change or Modification to an Existing Line
- ⇒ **D** = Disconnection
- ⇒ **X** = Telephone Number Change
- ⇒ **V** = Conversion or Migration to new LSP **as specified**

- ⇒ **W** = Conversion or Migration **as is**
- ⇒ **P** = PIC Change
- ⇒ **L** = Seasonal Suspend
- ⇒ **B** = Restore

The following chart gives the valid LNAs for each account level activity (ACT) and the associated LS form/screen usage.

If ACT is:	Then LNA is	And LS form/screen is:
N	N	Required
C	N, C or D	Required

- continued -

If ACT is:	Then LNA is	And LS form/screen is:
D	Prohibited unless SECNCI is populated	Required
T	N or C	Required
V	N, D or V	Required

The Required, Conditional and Optional (R/C/O) fields for the Loop Service (LS) form/screen are listed according to the Line Level Activity (LNA) in the **LNA Tables** Section .

3.2.2.3 Completing the DL and DSCR Forms/Screens

If directory listings are required, please refer to **REQTYP J** for more information on completing the DL and DSCR forms/screens.

3.2.3 REQTYP / ACT Combinations

The following charts show the Required, Conditional and Optional (R/C/O) fields on the LSR and EU forms/screens for the valid REQTY /ACT combinations. LSR and EU forms/screens for a valid REQTYP/ACT combination are paired together. Furthermore, the charts are organized by ACT and then Designed vs. Non-Designed within the ACT. Each chart will have a heading describing the REQTYP/ACT combination and Designed/Non-Designed status to which that chart is applicable. All unmentioned fields are either invalid, not applicable or prohibited. Populating any other fields may result in a fatal reject or a clarification of the service request.

Please note the following codes:

- Mandatory entries are indicated by quotation marks ("xxx").
- Optional fields marked with an asterisk (*) force at least one of the conditional fields to become required when populated.
- Fields used only for manual orders are followed by (m).
- Fields used only for electronic orders are followed by (e).

See the **Data Element Dictionary** Section for additional information on each of the fields listed below.

3.2.3.1 REQTYP A / ACT N (*Designed*)

LSR — REQTYP A / ACT N (<i>Designed</i>)		
Required	Conditional	Optional
CCNA	VER	PROJECT
PON	SUP	EXP (<i>m</i>)
AN	AI	RPON
PG_OF_ (<i>m</i>)	APOT	RORD (<i>m</i>)
SC = " LCSC "	CUST	DRC*
D/SENT	DSGCON	DSGCON-FAX NO.
DDD	DSGCON-TEL NO.	DSGCON-FLOOR
REQTYP = "AB "	DSGCON-STREET	DSGCON-ROOM
ACT = "N "	DSGCON-CITY	ALTIMPCON
CC	DSGCON-STATE	ALTIMPCON-TEL NO. (<i>m</i>)
ACTL	DSGCON-ZIP CODE	ALTIMPCON-PAGER
LSO		REMARKS
TOS		
NC		
NCI		
SECNCI		
CIC		
BAN1		
ACNA		
INIT		
INIT-TEL NO.		
INIT-FAX NO.		
IMPCON		
IMPCON-TEL NO.		

" " = mandatory entry; * = when this optional field is populated, it forces at least one of the conditional fields to become REQUIRED; (m) = for manual ordering only; (e) = for electronic ordering only

EU — REQ TYP A / ACT N (Designed)		
Required	Conditional	Optional
PON (m)	VER (m)	ACC
AN (m)	SASF	EU-FLOOR
PG_OF_ (m)	SASD	EU-ROOM
EU-NAME	SATH	EU-BLDG
SANO or SADLO	SASS	LCON-NAME
SASN	IWCON	LCON-TEL NO.
EU-CITY	IWCON-TEL NO.	WSOP (m)
EU-STATE		IWO*
EU-ZIP CODE		

" " = mandatory entry; * = when this optional field is populated, it forces at least one of the conditional fields to become REQUIRED; (m) = for manual ordering only; (e) = for electronic ordering only

3.2.3.2 REQ TYP A / ACT N (Non-Designed)

LSR — REQ TYP A / ACT N (Non-Designed)		
Required	Conditional	Optional
CCNA	VER	PROJECT
PON	SUP	EXP
AN	AI (m)	ALBR (m)
PG_OF_ (m)	APOT (m)	SCA (m)
SC = " LCSC "	CUST	LST (m)
D/SENT	DSGCON	SPEC (m)
DDD	DSGCON-TEL NO.	RPON
REQ TYP = "AB "	DSGCON-STREET	RORD (m)
ACT = ''N ''	DSGCON-CITY	B11
CC	DSGCON-STATE	VTA (m)

- continued -

- continued -

LSR — REQTYP A / ACT N (Non-Designed)		
Required	Conditional	Optional
ACTL	DSGCON-ZIP CODE	IMPCON-PAGER
LSO		DRC*
TOS		DSGCON-FAX NO.
NC		DSGCON-FLOOR
CIC		DSGCON-ROOM
BAN1		ALTIMPCON
ACNA		ALTIMPCON-TEL NO. (m)
INIT		ALTIMPCON- PAGER
INIT-TEL NO.		REMARKS
INIT-FAX NO.		
IMPCON		
IMPCON-TEL NO.		

" " = mandatory entry; * = when this optional field is populated, it forces at least one of the conditional fields to become REQUIRED; (m) = for manual ordering only; (e) = for electronic ordering only

EU — REQTYP A / ACT N (Non-Designed)		
Required	Conditional	Optional
PON (m)	VER (m)	ACC
AN (m)	SASF	EU-FLOOR
PG_OF_ (m)	SASD	EU-ROOM
EU-NAME	SATH	EU-BLDG
SANO or SADLO	SASS	LCON-NAME
SASN	IWCON	LCON-TEL NO.
EU-CITY	IWCON-TEL NO.	WSOP (m)

- continued -

- continued -

EU — REQTYP A / ACT N (Non-Designed)		
Required	Conditional	Optional
EU-STATE	LOCACT (e)	IWO*
EU-ZIP CODE		

" " = mandatory entry; * = when this optional field is populated, it forces at least one of the conditional fields to become REQUIRED; (m) = for manual ordering only; (e) = for electronic ordering only

3.2.3.3 REQTYP A / ACT C (Designed)

LSR — REQTYP A / ACT C (Designed)		
Required	Conditional	Optional
CCNA	VER	PROJECT
PON	SUP	EXP (m)
AN	AI (m)	RPON
PG_OF_ (m)	APOT (m)	RORD (m)
SC = " LCSC "	CUST	IMPCON-PAGER
D/SENT	DSGCON	DSGCON-FLOOR
DDD	DSGCON-TEL NO.	DSGCON-ROOM
REQTYP = "AB "	DSGCON-STREET	ALTIMPCON
ACT = "C "	DSGCON-CITY	ALTIMPCON-TEL NO. (m)
CC	DSGCON-STATE	ALTIMPCON-PAGER
ACTL	DSGCON-ZIP CODE	REMARKS
LSO		
TOS		
NC		
NCI		
SECNCI		

- continued -

- continued -

LSR — REQTYP A / ACT C (Designed)		
Required	Conditional	Optional
CIC		
BANI		
ACNA		
IMPCON		
IMPCON-TEL NO.		
INIT		
INIT-TEL NO.		
.INIT-FAX NO.		

" " = mandatory entry; * = when this optional field is populated, it forces at least one of the conditional fields to become REQUIRED; (m) = for manual ordering only; (e) = for electronic ordering only

EU — REQTYP A / ACT C (Designed)		
Required	Conditional	Optional
PON (m)	VER (m)	ACC
AN (m)	IWCON	LCON-NAME
PG_OF_ (m)	IWCON-TEL NO.	LCON-TEL NO.
EU-NAME	LOCACT (e)	IWO*

" " = mandatory entry; * = when this optional field is populated, it forces at least one of the conditional fields to become REQUIRED; (m) = for manual ordering only; (e) = for electronic ordering only

3.2.3.4 REQTYP A / ACT C (Non-Designed)

LSR — REQTYP A / ACT C (Non-Designed)		
Required	Conditional	Optional
CCNA	VER	PROJECT
PON	SUP	EXP
AN	AI (m)	RPON
PG_OF_ (m)	APOT (m)	RORD (m)
SC = " LCSC "	CUST	IMPCON-PAGER

- continued -

LSR — REQTYP A / ACT C (Non-Designed)		
Required	Conditional	Optional
D/SENT	DSGCON	DRC*
DDD	DSGCON-TEL NO.	DSGCON-FAX NO.
REQTYP = "AB "	DSGCON-STREET	DSGCON-FLOOR
ACT = "C "	DSGCON-CITY	DSGCON-ROOM
CC	DSGCON-STATE	ALTIMPCON
ACTL	DSGCON-ZIP CODE	ALTIMPCON-TEL NO. (m)
LSO		ALTIMPCON- PAGER
TOS		REMARKS
NC		
CIC		
BAN1		
ACNA		
INIT		
INIT-TEL NO.		
INIT-FAX NO.		
IMPCON		
IMPCON-TEL NO.		

" " = mandatory entry; * = when this optional field is populated, it forces at least one of the conditional fields to become REQUIRED; (m) = for manual ordering only; (e) = for electronic ordering only

EU — REQTYP A / ACT C (Non-Designed)		
Required	Conditional	Optional
PON (m)	VER (m)	ACC
AN (m)	IWCON	LCON-NAME

- continued -

- continued -

EU — REQ TYP A / ACT C (Non-Designed)		
Required	Conditional	Optional
PG_OF_ (m)	IWCON-TEL NO.	LCON-TEL NO.
EU-NAME	LOCACT (e)	IWO*

" " = mandatory entry; * = when this optional field is populated, it forces at least one of the conditional fields to become REQUIRED; (m) = for manual ordering only; (e) = for electronic ordering only

3.2.3.5 REQ TYP A / ACT D (Designed)

LSR — REQ TYP A / ACT D (Designed)		
Required	Conditional	Optional
CCNA	VER	PROJECT
PON	SUP	RPON
AN	CUST	RORD (m)
PG_OF_ (m)	NCI	IMPCON-PAGER
SC = " LCSC "	SECNCI	
D/SENT		
DDD		
REQ TYP = "AB "		
ACT = "D "		
CC		
ACTL		
LSO (e)		
TOS		
NC		
CIC		
BAN1		
ACNA		
INIT		

- continued -

- continued -

LSR — REQ TYP A / ACT D (Designed)		
Required	Conditional	Optional
INIT-TEL NO.		
INIT-FAX NO.		
IMPCON		
IMPCON-TEL NO.		

" " = mandatory entry; * = when this optional field is populated, it forces at least one of the conditional fields to become REQUIRED; (m) = for manual ordering only; (e) = for electronic ordering only

EU — REQ TYP A / ACT D (Designed)		
Required	Conditional	Optional
PON (m)	VER (m)	FBI*
AN (m)	FB-STREET	FB-BILLNM
PG_OF_ (m)	FB-CITY	FB-FLOOR
EU-NAME	FB-STATE	FB-ROOM
	FB-ZIP CODE	
	FB-BILLCON	
	FB-BILLCON-TEL NO.	

" " = mandatory entry; * = when this optional field is populated, it forces at least one of the conditional fields to become REQUIRED; (m) = for manual ordering only; (e) = for electronic ordering only

3.2.3.6 REQ TYP A / ACT D (Non-Designed)

LSR — REQ TYP A / ACT D (Non-Designed)		
Required	Conditional	Optional
CCNA	VER	PROJECT
PON	SUP	RPON
AN	CUST	IMPCON-PAGER
PG_OF_ (m)		

- continued -

- continued -

LSR — REQTYP A / ACT D (Non-Designed)		
Required	Conditional	Optional
SC = " LCSC "		
D/SENT		
DDD		
REQTYP = "AB "		
ACT = "D "		
CC		
ACTL		
LSO (e)		
TOS		
NC		
CIC		
BAN1		
ACNA		
INIT		
INIT-TEL NO.		
INIT-FAX NO.		
IMPCON		
IMPCON-TEL NO.		

" " = mandatory entry; * = when this optional field is populated, it forces at least one of the conditional fields to become REQUIRED; (m) = for manual ordering only; (e) = for electronic ordering only

EU — REQTYP A / ACT D (Non-Designed)		
Required	Conditional	Optional
PON (m)	VER (m)	FBI*
AN (m)	FB-STREET	FB-BILLNM
PG_OF_ (m)	FB-CITY	FB-FLOOR
EU-NAME	FB-STATE	FB-ROOM

- continued -

- continued -

EU — REQTYP A / ACT D (Non-Designed)		
Required	Conditional	Optional
	FB-ZIP CODE	
	FB-BILLCON	
	FB-BILLCON-TEL NO.	

" " = mandatory entry; * = when this optional field is populated, it forces at least one of the conditional fields to become REQUIRED; (m) = for manual ordering only; (e) = for electronic ordering only

3.2.3.7 REQTYP A / ACT T (Designed)

LSR — REQTYP A / ACT T (Designed)		
Required	Conditional	Optional
CCNA	VER	PROJECT
PON	SUP	EXP (m)
AN	AI (m)	DFDT*
PG_OF_ (m)	APOT (m)	RPON
SC = " LCSC "	CUST	RORD (m)
D/SENT	DSGCON	IMPCON-PAGER
DDD	DSGCON-TEL NO.	DRC*
DDDO	DSGCON-STREET	DSGCON-FAX NO.
REQTYP = " AB "	DSGCON-CITY	DSGCON-FLOOR
ACT = ''T ''	DSGCON-STATE	DSGCON-ROOM
CC	DSGCON-ZIP CODE	ALTIMPCON
ACTL	CHC (e)	ALTIMPCON-TEL NO. (m)
LSO		REMARKS
TOS		
NC		

- continued -

- continued -

LSR — REQ TYP A / ACT T (Designed)		
Required	Conditional	Optional
NCI		
SECNCI		
CIC		
BAN1		
ACNA		
INIT		
INIT-TEL NO.		
INIT-FAX NO.		
IMPCON		
IMPCON-TEL NO.		

" " = mandatory entry; * = when this optional field is populated, it forces at least one of the conditional fields to become REQUIRED; (m) = for manual ordering only; (e) = for electronic ordering only

EU — REQ TYP A / ACT T (Designed)		
Required	Conditional	Optional
PON (m)	VER (m)	EU-FLOOR
AN (m)	SASF	EU-ROOM
PG_OF_ (m)	SASD	EU-BLDG
EU-NAME	SATH	LCON-NAME
SASN	SASS	LCON-TEL NO.
SANO or SADLO	IWCON	ACC
EU-CITY	IWCON-TEL NO.	WSOP (m)
EU-STATE	LOCACT (e)	IWO*
EU-ZIP CODE		

" " = mandatory entry; * = when this optional field is populated, it forces at least one of the conditional fields to become REQUIRED; (m) = for manual ordering only; (e) = for electronic ordering only

3.2.3.8 REQTYP A / ACT T (Non-Designed)

LSR — REQTYP A / ACT T (Non-Designed)		
Required	Conditional	Optional
CCNA	VER	PROJECT
PON	CHC	EXP
AN	SUP	DFDT*
PG_OF_ (m)	AI (m)	RPON
SC = " LCSC "	APOT (m)	RORD (m)
D/SENT	CUST	IMPCON-PAGER
DDD	DSGCON	DRC*
DDDO	DSGCON-TEL NO.	DSGCON-FAX NO.
REQTYP = "AB "	DSGCON-STREET	DSGCON-FLOOR
ACT = ''T ''	DSGCON-CITY	DSGCON-ROOM
CC	DSGCON-STATE	ALTIMPCON
ACTL	DSGCON-ZIP CODE	ALTIMPCON-TEL NO. (m)
LSO		ALTIMPCON- PAGER
TOS		REMARKS.
NC		
CIC		
BAN1		
ACNA		
INIT		
INIT-TEL NO.		
INIT-FAX NO.		
IMPCON		
IMPCON-TEL NO.		

" " = mandatory entry; * = when this optional field is populated, it forces at least one of the conditional fields to become REQUIRED; (m) = for manual ordering only; (e) = for electronic ordering only

EU — REQTYP A / ACT T (Non-Designed)		
Required	Conditional	Optional
PON (m)	VER (m)	EU-FLOOR
AN (m)	SASF	EU-ROOM
PG_OF_ (m)	SASD	EU-BLDG
EU-NAME	SATH	LCON-NAME
SASN	SASS	LCON-TEL NO.
SANO or SADLO	IWCON	ACC
EU-CITY	IWCON-TEL NO.	WSOP (m)
EU-STATE	LOCACT (e)	IWO*
EU-ZIP CODE		

" " = mandatory entry; * = when this optional field is populated, it forces at least one of the conditional fields to become REQUIRED; (m) = for manual ordering only; (e) = for electronic ordering only

3.2.3.9 REQTYP A / ACT V (Designed)

LSR — REQTYP A / ACT V (Designed)		
Required	Conditional	Optional
CCNA	VER	PROJECT
PON	CHC (e)	EXP (m)
AN	SUP	RPON
PG_OF_ (m)	AI (m)	RORD (m)
SC = " LCSC "	APOT (m)	BI1
D/SENT	CUST	VTA (m)
DDD	DSGCON	IMPCON-PAGER
REQTYP = " AB "	DSGCON-TEL NO.	DRC*
ACT = " V "	DSGCON-STREET	DSGCON-FAX NO.
CC	DSGCON-CITY	DSGCON-FLOOR
ACTL	DSGCON-STATE	DSGCON-ROOM

- continued -

- continued -

LSR — REQTYP A / ACT V (Designed)		
Required	Conditional	Optional
LSO	DSGCON-ZIP CODE	ALTIMPCON
TOS		ALTIMPCON-TEL NO. (m)
NC		ALTIMPCON- PAGER
NCI		REMARKS
SECNCI		DFDT*
CIC		
BAN1		
ACNA		
INIT		
INIT-TEL NO.		
INIT-FAX NO.		
IMPCON		
IMPCON-TEL NO.		

" " = mandatory entry; * = when this optional field is populated, it forces at least one of the conditional fields to become REQUIRED; (m) = for manual ordering only; (e) = for electronic ordering only

EU — REQTYP A / ACT V (Designed)		
Required	Conditional	Optional
PON (m)	VER (m)	DQTY
AN (m)	SASF	EU-FLOOR
PG_OF_ (m)	SASD	EU-ROOM
EU-NAME	SATH	EU-BLDG
SASN	SASS	LCON-NAME
SANO or SADLO	IWCON	LCON-TEL NO.
EU-CITY	IWCON-TEL NO.	EUMI (m)

- continued -

- continued -

EU — REQTYP A / ACT V (Designed)		
Required	Conditional	Optional
EU-STATE	LOCACT (e)	ACC
EU-ZIP CODE	FB-BILLNM	IWO*
EATN	FB-STREET	FBI*
	FB-CITY	FB-FLOOR
	FB-STATE	FB-ROOM
	FB-ZIP CODE	DISC NBR*
	FB-BILLCON	
	FB-BILLCON-TEL NO.	
	DNUM	

" " = mandatory entry; * = when this optional field is populated, it forces at least one of the conditional fields to become REQUIRED; (m) = for manual ordering only; (e) = for electronic ordering only

3.2.3.10 REQTYP A / ACT V (Non-Designed)

LSR — REQTYP A / ACT V (Non-Designed)		
Required	Conditional	Optional
CCNA	VER	PROJECT
PON	CHC (e)	EXP
AN	SUP	RPON
PG_OF_ (m)	AI (m)	RORD (m)
SC = " LCSC "	APOT (m)	BII
D/SENT	CUST	VTA (m)
DDD	DSGCON	IMPCON - PAGER
REQTYP = "AB "	DSGCON-TEL NO.	DRC*
ACT = "V "	DSGCON-STREET	DSGCON-FAX NO.
CC	DSGCON-CITY	DSGCON-FLOOR

- continued -

- continued -

LSR — REQ TYP A / ACT V (Non-Designed)		
Required	Conditional	Optional
ACTL	DSGCON-STATE	DSGCON-ROOM
LSO	DSGCON-ZIP CODE	ALTIMPCON
TOS		ALTIMPCON-TEL NO. (<i>m</i>)
NC		ALTIMPCON- PAGER
BAN1		REMARKS
CIC		DFDT*
ACNA		
INIT		
INIT-TEL NO.		
INIT-FAX NO.		
IMPCON		
IMPCON-TEL NO.		

" " = mandatory entry; * = when this optional field is populated, it forces at least one of the conditional fields to become REQUIRED; (*m*) = for manual ordering only; (*e*) = for electronic ordering only

EU — REQ TYP A / ACT V (Non-Designed)		
Required	Conditional	Optional
PON (<i>m</i>)	VER (<i>m</i>)	EU-FLOOR
AN (<i>m</i>)	LOCACT (<i>e</i>)	EU-ROOM
PG_OF_ (<i>m</i>)	SASF	EU-BLDG
EU - NAME	SASD	LCON-NAME
SANO or SADLO	SATH	LCON-TEL NO.
SASN	SASS	ACC
EU-CITY	IWCON	EUMI (<i>m</i>)
EU-STATE	IWCON-TEL NO.	IWO*

- continued -

- continued -

EU — REQTYP A / ACT V (Non-Designed)		
Required	Conditional	Optional
EU-ZIP CODE	FB-BILLNM	FBI*
EATN	FB-STREET	FB-FLOOR
DISC NBR	FB-CITY	FB-ROOM
DNUM	FB-STATE	
DQTY	FB-ZIP CODE	
	FB-BILLCON	
	FB-BILLCON-TEL NO.	

" " = mandatory entry; * = when this optional field is populated, it forces at least one of the conditional fields to become REQUIRED; (m) = for manual ordering only; (e) = for electronic ordering only

3.2.4 LNA Tables for REQTYP A

The following charts show the Required, Conditional and Optional (R/C/O) fields for the LS form/screen for the valid Line Level Activities (LNAs). The following charts are organized by type of loop (please refer to the section on **Types of Loops** for additional information on the types of loops), and then by the valid LNAs within each type of loop. Each chart will have a heading describing the type of loop and LNA to which that chart applies. Please refer to the **Completing the LS Form/Screen** Section for a listing of the valid LNAs for each account level activity. All unmentioned fields are either invalid, not applicable or prohibited. Populating any other fields may result in a fatal reject or a clarification of the service request.

Please note the following codes:

- Mandatory entries are indicated by quotation marks ("xxx").
- Optional fields marked with an asterisk (*) force at least one of the conditional fields to become required when populated.
- Fields used only for manual orders are followed by (m).
- Fields used only for electronic orders are followed by (e).

See the **Data Element Dictionary** Section for additional information on each of the fields listed below.

3.2.4.1 Analog, Voice, Non-Designed

3.2.4.2 LNA = N

LNA = N — Non-Designed, Analog Loop		
Required	Conditional	Optional
PON (m)	VER (m)	TSP (m)
AN (m)	JK CODE	JR*
LQTY	JK NUM	NIDR*
PG_OF_ (m)	JK POS	REMARKS (m)
LNUM	IWJK	
LNA = " N "	IWJQ	
(CABLE ID andCHAN/PAIR) or CFA		

" " = mandatory entry; * = when this optional field is populated, it forces at least one of the conditional fields to become REQUIRED; (m) = for manual ordering only; (e) = for electronic ordering only

3.2.4.3 LNA = C

LNA = C — Non-Designed, Analog Loop		
Required	Conditional	Optional
PON (m)	VER (m)	TSP (m)
AN (m)	JK CODE	JR*
LQTY	JK NUM	NIDR*
PG_OF_ (m)	JK POS	REMARKS (m)
LNUM	IWJK	
LNA = " C "	IWJQ	
ECCKT		
(CABLE ID andCHAN/PAIR) or CFA		

" " = mandatory entry; * = when this optional field is populated, it forces at least one of the conditional fields to become REQUIRED; (m) = for manual ordering only; (e) = for electronic ordering only

3.2.4.4 LNA = D

LNA = D — Non-Designed, Analog Loop		
Required	Conditional	Optional
PON (m)	VER (m)	TER*
AN (m)	TC TO PRI	TC OPT*
LQTY	TC TO SEC	DISC NBR
PG_OF_ (m)	TCID	
LNUM	TC NAME	
ECCKT	TC PER	
LNA = " D "		

" " = mandatory entry; * = when this optional field is populated, it forces at least one of the conditional fields to become REQUIRED; (m) = for manual ordering only; (e) = for electronic ordering only

3.2.4.5 LNA = V

LNA = V — Non-Designed, Analog Loop		
Required	Conditional	Optional
PON (m)	VER (m)	TSP (m)
AN (m)	JK CODE	JR*
LQTY	JK NUM	NIDR*
LNUM	JK POS	REMARKS (m)
PG_OF_ (m)	IWJK	
LNA = " V "	IWJQ	
CABLE ID andCHAN/PAIR orCFA	LEATN (m)	
DISC NBR		

" " = mandatory entry; * = when this optional field is populated, it forces at least one of the conditional fields to become REQUIRED; (m) = for manual ordering only; (e) = for electronic ordering only

3.2.4.6 Analog, Voice, Designed Loop

3.2.4.7 LNA = N

LNA = N — Designed, Analog Loop		
Required	Conditional	Optional
PON (m)	VER (m)	TSP (m)
AN (m)	JK CODE	JR*
LQTY	JK NUM	NIDR*
LNUM	JK POS	REMARKS (m)
PG_OF_ (m)	IWJK	
LNA = " N "	IWJQ	
(CABLE ID andCHAN/PAIR) or CFA		

" " = mandatory entry; * = when this optional field is populated, it forces at least one of the conditional fields to become REQUIRED; (m) = for manual ordering only; (e) = for electronic ordering only

3.2.4.8 LNA = C

LNA = C — Designed, Analog Loop		
Required	Conditional	Optional
PON (m)	VER (m)	TSP (m)
AN (m)	JK CODE	JR*
LQTY	JK NUM	NIDR (m)
PG_OF_ (m)	JK POS	REMARKS (m)
LNUM	IWJK	
LNA = " C "	IWJQ	
ECCKT		
(CABLE ID andCHAN/PAIR) or CFA		

" " = mandatory entry; * = when this optional field is populated, it forces at least one of the conditional fields to become REQUIRED; (m) = for manual ordering only; (e) = for electronic ordering only

3.2.4.9 LNA = D

LNA = D — <i>Designed, Analog Loop</i>		
Required	Conditional	Optional
PON (m)	VER (m)	DISC NBR
AN (m)	TC TO PRI	TER*
LQTY	TC TO SEC	TC OPT*
PG_OF_ (m)	TCID	
LNUM	TC NAME	
ECCKT	TC PER	
LNA = " D "		

" " = mandatory entry; * = when this optional field is populated, it forces at least one of the conditional fields to become REQUIRED; (m) = for manual ordering only; (e) = for electronic ordering only

3.2.4.10 LNA = V

LNA = V — <i>Designed, Analog Loop</i>		
Required	Conditional	Optional
PON (m)	VER (m)	TSP (m)
AN	JK CODE	JR*
LQTY	JK NUM	NIDR*
LNUM	JK POS	
PG_OF_ (m)	IWJK	
LNA = " V "	IWJQ	
(CABLE ID andCHAN/PAIR) orCFA	LEATN (m)	
DISC NBR		

" " = mandatory entry; * = when this optional field is populated, it forces at least one of the conditional fields to become REQUIRED; (m) = for manual ordering only; (e) = for electronic ordering only

3.2.4.11 Digital, Data, Designed Loop (DS0)

3.2.4.12 LNA = N

LNA = N — <i>Designed, Digital, Data Loop (DS0)</i>		
Required	Conditional	Optional
PON (m)	VER (m)	TSP (m)
AN (m)	JK CODE	NIDR*
LQTY		REMARKS (m)
LNUM		
PG_OF_ (m)		
LNA = " N "		
(CABLE ID andCHAN/PAIR) or CFA		

" " = mandatory entry; * = when this optional field is populated, it forces at least one of the conditional fields to become REQUIRED; (m) = for manual ordering only; (e) = for electronic ordering only

3.2.4.13 LNA = C

LNA = C — <i>Designed, Digital, Data Loop (DS0)</i>		
Required	Conditional	Optional
PON (m)	VER (m)	TSP (m)
AN (m)	JK CODE	NIDR*
LQTY		REMARKS (m)
LNUM		
PG_OF_ (m)		
LNA = " C "		
ECCKT		
(CABLE ID andCHAN/PAIR) or CFA		

" " = mandatory entry; * = when this optional field is populated, it forces at least one of the conditional fields to become REQUIRED; (m) = for manual ordering only; (e) = for electronic ordering only

3.2.4.14 LNA = D

LNA = D — <i>Designed, Digital, Data Loop (DS0)</i>		
Required	Conditional	Optional
PON (m)	VER (m)	DISC NBR
AN (m)	TC TO PRI	TC OPT*
LQTY	TC TO SEC	TER*
PG_OF_ (m)	TCID	REMARKS (m)
LNUM	TC NAME	
ECCKT	TC PER	
LNA = " D "	TC FR	

" " = mandatory entry; * = when this optional field is populated, it forces at least one of the conditional fields to become REQUIRED; (m) = for manual ordering only; (e) = for electronic ordering only

3.2.4.15 LNA = V

LNA = V — <i>Designed, Digital, Data Loop (DS0)</i>		
Required	Conditional	Optional
PON (m)	VER (m)	TSP (m)
AN (m)	JK CODE	NIDR*
LQTY		REMARKS (m)
LNUM		
PG_OF_ (m)		
LNA = " V "		
(CABLE ID andCHAN/PAIR) or CFA		
DISC NBR		

" " = mandatory entry; * = when this optional field is populated, it forces at least one of the conditional fields to become REQUIRED; (m) = for manual ordering only; (e) = for electronic ordering only

3.2.4.16 Digital, Data, Designed Loop (DS1)

3.2.4.17 LNA = N

LNA = N — <i>Designed, Digital, Data Loop (DS1)</i>		
Required	Conditional	Optional
PON (m)	VER (m)	TSP (m)
AN (m)	JK CODE	NIDR*
LQTY		
LNUM		
PG_OF_ (m)		
LNA = " N "		
CFA		

" " = mandatory entry; * = when this optional field is populated, it forces at least one of the conditional fields to become REQUIRED; (m) = for manual ordering only; (e) = for electronic ordering only

3.2.4.18 LNA = C

LNA = C — <i>Designed, Digital, Data Loop (DS1)</i>		
Required	Conditional	Optional
PON (m)	VER (m)	TSP (m)
AN (m)	JK CODE	NIDR*
LQTY		REMARKS (m)
LNUM		
PG_OF_ (m)		
LNA = " C "		
CFA		
ECCKT		

" " = mandatory entry; * = when this optional field is populated, it forces at least one of the conditional fields to become REQUIRED; (m) = for manual ordering only; (e) = for electronic ordering only

3.2.4.19 LNA = D

LNA = D — <i>Designed, Digital, Data Loop (DSI)</i>		
Required	Conditional	Optional
PON (<i>m</i>)	VER (<i>m</i>)	DISC NBR
AN (<i>m</i>)		REMARKS (<i>m</i>)
LQTY		
LNUM		
PG_OF_ (<i>m</i>)		
ECCKT		
LNA = " D "		

" " = mandatory entry; * = when this optional field is populated, it forces at least one of the conditional fields to become REQUIRED; (*m*) = for manual ordering only; (*e*) = for electronic ordering only

3.2.4.20 LNA = V

LNA = V — <i>Designed, Digital, Data Loop (DSI)</i>		
Required	Conditional	Optional
PON (<i>m</i>)	VER (<i>m</i>)	TSP (<i>m</i>)
AN (<i>m</i>)	JK CODE	NIDR*
LQTY		REMARKS (<i>m</i>)
LNUM		
PG_OF_ (<i>m</i>)		
LNA = " V "		
CFA		
DISC NBR		

" " = mandatory entry; * = when this optional field is populated, it forces at least one of the conditional fields to become REQUIRED; (*m*) = for manual ordering only; (*e*) = for electronic ordering only

3.2.4.21 Digital, Designed, Basic Rate ISDN

3.2.4.22 LNA = N

LNA = N — <i>Designed, Digital, Basic Rate ISDN</i>		
Required	Conditional	Optional
PON (m)	VER (m)	TSP (m)
AN (m)	JK CODE	NIDR*
LQTY		REMARKS (m)
LNUM		
PG_OF_ (m)		
LNA = " N "		
(CABLE ID andCHAN/PAIR) or CFA		

" " = mandatory entry; * = when this optional field is populated, it forces at least one of the conditional fields to become REQUIRED; (m) = for manual ordering only; (e) = for electronic ordering only

3.2.4.23 LNA = C

LNA = C — <i>Designed, Digital, Basic Rate ISDN</i>		
Required	Conditional	Optional
PON (m)	VER (m)	TSP (m)
AN (m)	JK CODE	NIDR*
LQTY		REMARKS (m)
LNUM		
PG_OF_ (m)		
LNA = " C "		
ECCKT		
(CABLE ID andCHAN/PAIR) or CFA		

" " = mandatory entry; * = when this optional field is populated, it forces at least one of the conditional fields to become REQUIRED; (m) = for manual ordering only; (e) = for electronic ordering only

3.2.4.24 LNA = D

LNA = D — <i>Designed, Digital, Basic Rate ISDN</i>		
Required	Conditional	Optional
PON (m)	VER (m)	DISC NBR
AN (m)	TC TO PRI	TC OPT*
LQTY	TC TO SEC	REMARKS (m)
LNUM	TCID	
PG_OF_ (m)	TC NAME	
ECCKT	TC PER	
LNA = " D "		

" " = mandatory entry; * = when this optional field is populated, it forces at least one of the conditional fields to become REQUIRED; (m) = for manual ordering only; (e) = for electronic ordering only

3.2.4.25 LNA = V

LNA = V — <i>Designed, Digital, Basic Rate ISDN</i>		
Required	Conditional	Optional
PON (m)	VER (m)	TSP (m)
AN (m)	JK CODE	NIDR*
LQTY		DISC NBR
LNUM		REMARKS (m)
PG_OF_ (m)		
LNA = " V "		
(CABLE ID andCHAN/PAIR) or CFA		

" " = mandatory entry; * = when this optional field is populated, it forces at least one of the conditional fields to become REQUIRED; (m) = for manual ordering only; (e) = for electronic ordering only

3.3 DS-1, DS-3 and STS-1 Loops, Local Channels and Interoffice Channels

This section will detail the ordering information for the following transport products:

- Non-Channelized DS-3 Local Loop
- Non-Channelized STS-1 Local Loop
- Channelized DS-1 Local Channel
- Channelized DS-3 Local Channel
- Channelized STS-1 Local Channel
- Non-Channelized DS-1 Local Channel
- Non-Channelized DS-3 Local Channel
- Non-Channelized STS-1 Local Channel
- Channelized DS-1 Interoffice Channel
- Channelized DS-3 Interoffice Channel
- Channelized STS-1 Interoffice Channel
- Non-Channelized DS-1 Interoffice Channel
- Non-Channelized DS-3 Interoffice Channel
- Non-Channelized STS-1 Interoffice Channel

Please notice that Channelized Local Loops (DS-1, DS-3 and STS-1) and the Non-Channelized DS-1 Local Loop are not included in this section. Channelized Local Loops were not available at the time of publishing and will be included in a future release. The Non-Channelized DS-1 Local Loop is presented in the first section of REQTYP A as a **Digital, Data, Designed Loop (DS-1)**.

3.3.1 Local Loop Description

The **local loop** provides a dedicated channelized or non-channelized transmission path from the end user (EU) to the end user serving wire center (EU SWC). The CLEC must be collocated in the EU SWC. Currently, three product offerings are available for these local loops:

· **Non-Channelized DS-1 Local Loop:** The non-channelized DS-1 local loop is a high-capacity digital transmission path that is dedicated for the use of the ordering customer. It is a two-point digital channel that provides for simultaneous two-way transmission of serial bipolar return-to-zero asynchronous digital electrical signals at a transmission rate of 1.544 megabits per second (Mbps). The entire 1.544 Mbps is dedicated as one transmission path. *Note: Non-Channelized DS-1 Local Loops are covered in the first section of REQTYP A as **Digital, Data, Designed Loop (DS-1)** and will not be discussed in this section .*

· **Non-Channelized DS-3 Local Loop:** The non-channelized DS-3 local loop is a high-capacity digital transmission path that is dedicated for the use of the ordering customer. It is a two-point digital channel that provides for simultaneous two-way transmission of serial bipolar return-to-zero asynchronous digital electrical signals at a transmission rate of 43.736 megabits per second (Mbps). The entire 44.736 Mbps is dedicated as one transmission path.

· **Non-Channelized STS-1 Local Loop:** The non-channelized STS-1 local loop is a high-capacity digital transmission path with SONET VT1.5 mapping that is dedicated for the use of the ordering customer. It is a two-point digital channel that provides for simultaneous two-way transmission of serial bipolar return-to-zero synchronous digital electrical signals at a transmission rate of 44.736 Mbps. The entire 44.736 Mbps is dedicated as one transmission path.

3.3.2 Local Channel Description

The **local channel** provides a dedicated channelized or non-channelized transmission path from the CLEC Point-of-Presence (POP) to the point-of-presence serving wire center (POP SWC). The CLEC must be collocated in the POP SWC. Currently, six product offerings are available for these local channels:

- **Channelized DS-1 Local Channel:** The channelized DS-1 local channel is a high-capacity digital transmission path that is dedicated for the use of the ordering customer. It is a two-point digital channel that provides for simultaneous two-way transmission of serial bipolar return-to-zero asynchronous digital electrical signals at a transmission rate of 1.544 megabits per second (Mbps). It provides for twenty-four (24) analog voice-grade (DS-0) local channels.
- **Channelized DS-3 Local Channel:** The channelized DS-3 local channel is a high-capacity digital transmission path that is dedicated for the use of the ordering customer. It is a two-point digital channel that provides for simultaneous two-way transmission of serial bipolar return-to-zero asynchronous digital electrical signals at a transmission rate of 44.736 megabits per second (Mbps). It provides transport for twenty-eight (28) DS-1 channels, each of which provides the equivalent of twenty-four analog voice-grade (DS-0) channels.
- **Channelized STS-1 Local Channel:** The channelized STS-1 local channel is a high-capacity digital transmission path with SONET VT1.5 mapping that is dedicated for the use of the ordering customer. It is a two-point digital channel that provides for simultaneous two-way transmission of serial bipolar return-to-zero synchronous digital electrical signals at a transmission rate of 44.736 Mbps. It provides transport for twenty-eight (28) DS-1 channels, each of which provides the equivalent of twenty-four analog voice-grade (DS-0) channels.
- **Non-Channelized DS-1 Local Channel:** The non-channelized DS-1 local channel is identical to the channelized DS-1 local channel except the transmission bandwidth is not divided into the DS-0 sub-channels, that is, the entire 1.544 Mbps is dedicated as one transmission path.
- **Non-Channelized DS-3 Local Channel:** The non-channelized DS-3 local channel is identical to the channelized DS-3 local channel except the transmission bandwidth is not divided into the DS-1 sub-channels, that is, the entire 44.736 Mbps is dedicated as one transmission path.
- **Non-Channelized STS-1 Local Channel:** The non-channelized STS-1 local channel is identical to the channelized STS-1 local channel except the transmission bandwidth is not divided into the DS-1 sub-channels, that is, the entire 44.736 Mbps is dedicated as one transmission path.

3.3.3 Interoffice Channel Description

The **interoffice channel** provides a dedicated channelized or non-channelized transmission path from one Central Office to another. The CLEC must be collocated at both ends of the interoffice channel. Currently, six product offerings are available for these interoffice channels:

· **Channelized DS-1 Interoffice Channel:** The channelized DS-1 interoffice channel is a high-capacity digital transmission path that is dedicated for the use of the ordering customer. It is a two-point digital channel that provides for simultaneous two-way transmission of serial bipolar return-to-zero asynchronous digital electrical signals at a transmission rate of 1.544 megabits per second (Mbps). It provides for twenty-four (24) analog voice-grade (DS-0) transport channels.

· **Channelized DS-3 Interoffice Channel:** The channelized DS-3 interoffice channel is a high-capacity digital transmission path that is dedicated for the use of the ordering customer. It is a two-point digital channel that provides for simultaneous two-way transmission of serial bipolar return-to-zero asynchronous digital electrical signals at a transmission rate of 44.736 megabits per second (Mbps). It provides transport for twenty-eight (28) DS-1 channels, each of which provides the equivalent of twenty-four analog voice-grade (DS-0) channels.

· **Channelized STS-1 Interoffice Channel:** The channelized STS-1 interoffice channel is a high-capacity digital transmission path with SONET VT1.5 mapping that is dedicated for the use of the ordering customer. It is a two-point digital channel that provides for simultaneous two-way transmission of serial bipolar return-to-zero synchronous digital electrical signals at a transmission rate of 44.736 Mbps. It provides transport for twenty-eight (28) DS-1 channels, each of which provides the equivalent of twenty-four analog voice-grade (DS-0) channels.

· **Non-Channelized DS-1 Interoffice Channel:** The non-channelized DS-1 interoffice channel is identical to the channelized DS-1 interoffice channel except the transmission bandwidth is not divided into the DS-0 sub-channels, that is, the entire 1.544 Mbps is dedicated as one transmission path.

· **Non-Channelized DS-3 Interoffice Channel:** The non-channelized DS-3 interoffice channel is identical to the channelized DS-3 interoffice channel except the transmission bandwidth is not divided into the DS-1 sub-channels, that is, the entire 44.736 Mbps is dedicated as one transmission path.

· **Non-Channelized STS-1 Interoffice Channel:** The non-channelized STS-1 interoffice channel is identical to the channelized STS-1 interoffice channel except the transmission bandwidth is not divided into the DS-1 sub-channels, that is, the entire 44.736 Mbps is dedicated as one transmission path.

3.3.4 Ordering Forms

The following chart illustrates the required, conditional and optional forms for ordering this service. Detailed information will follow to assist you in filling out each of these forms.

	Forms												
REQTYP / SERVICE TYPE	SI	LSR	Hunting	EU	DL	DSCR	RS	DRS	PS	NP	LS	LSNP	Proprietary
A - DS-1, DS-3, STS-1	C*	R		C#							R		

R = Required C = Conditional O = Optional

* *SI is required for all DS-3 and STS-1 UNEs. SI is also required for **CHANNELIZED** DS-1 IOC and Local Channel UNEs. SI is not required for all other DS-1 UNEs.*

EU form is required for Non-Channelized Loops, Local Channels, and Interoffice Channels. EU form is not required for all Channelized Local Channels and Interoffice Channels.

3.3.4.1 Service Inquiry Form Instructions

Service Inquiry begins when the CLEC sends the completed SI and LSR forms to the CRSG/Account Team. The CRSG/Account Team will add information to the SI and forward it to Network. Network will check for available facilities, and, when facilities are available, add the appropriate information to the SI before returning it to the CRSG/Account Team. Finally, the CRSG/Account Team will submit both the completed SI and the LSR to the LCSC who will then issue a service order.

Note: *A separate SI is required for each unique A and Z combination. A separate SI is required for each level of service even if they have the same A and Z combination; do not mix speeds on the same SI.*

Form Instructions:

FIRM ORDER - indicates that the customer is placing an order and that a service order will be written for this service. Network CCM and/or OSPE will begin the process to meet the date promised to the customer.

UPDATE - indicates that this SI is an update to a previous SI.

CANCEL - indicates the customer is canceling a previous FIRM ORDER. If the customer cancels his firm order he may be liable for cancellation charges per his contract.

Desired Due Date - enter the date the customer wants the service to be ready for service. There is no standard interval; the 'ready' date will be furnished by Network CCM and/or Network OSPE on the response.

CKT speed - DS1, DS3, STS1, OC03, OC12, OC48 (will be provisioned as four OC12 circuits).

NC Code - enter the appropriate NC code for the circuits that are being ordered.

QTY - enter the quantity of circuits being ordered.

Locations (A and Z ends) - check the appropriate blocks on the A and Z ends. If a collocation and POP are involved, both must belong to the same CLEC. For a channelized service, one end must be a BellSouth CO.

CLLI Code - enter the BellSouth assigned CLLI code for the ends of the circuits.

NCI code - enter the appropriate NCI code for each end of the circuits.

CFA(s) - if appropriate enter the Connecting Facility Assignment (CFA) of the higher level facilities that these circuits will ride.

Local Channel or Local Loop Mileage - if a local loop or local channel applies at the DS3 or above level, the CRSG must calculate and enter the airline mileage between the POP/EU and its SWC.

REMARKS - enter any remarks or notes to clarify the order.

3.3.4.2 Service Inquiry Form

Note: *The Service Inquiry form is not included in this document. Please contact your Account Team to obtain the form.*

3.3.4.3 Completing the LSR and EU Forms

The Required, Conditional, and Optional (R/C/O) fields on the LSR and EU forms will be given for every valid REQTYP/ACT combination in the **REQTYP / ACT Combination** Section.

The following chart shows all of the valid account level activities for this requisition type.

REQTYP	ACTIVITY TYPE (ACCOUNT LEVEL)												
	N	C	D	T	R	V	S	B	W	L	Y	P	Q
A - DS-1, DS-3, STS-1	X		X										

Note: " X " denotes valid account level activities. A blank entry indicates a non-valid account level activity.

Account level activities (ACT) apply to the entire account. The ACTs are defined below:

- ⇒ **N** = New installation and/or account
- ⇒ **C** = Change an existing account (e.g., Rearrangement, Partial disconnect or addition)
- ⇒ **D** = Disconnection
- ⇒ **T** = Outside move of end user location
- ⇒ **R** = Record activity is for ordering administrative changes
- ⇒ **V** = Full Conversion of service **as specified** to new Local Service Provider (LSP)
- ⇒ **S** = Seasonal suspend or restore partial account
- ⇒ **B** = Restore **full** account or restore denied account
- ⇒ **W** = Full Conversion of service **as is**

- ⇒ **L** = Seasonal suspension **full** account
- ⇒ **Y** = Deny (non-payment)

- ⇒ **P** = Conversion of service **as specified**: Partial Migration - Initial
 ⇒ **Q** = Conversion of service **as specified**: Partial Migration - Subsequent

3.3.4.4 Completing the LS Form

The Loop Service (LS) form may be required or invalid depending on the account level activity. Each account level activity has valid Line Level Activities (LNAs). These LNAs determine how, or if, the LS form should be populated.

Line level activities (LNA) apply to the specified line only. The LNAs are defined below:

- ⇒ **N** = New Installation (e.g., new line or additional line)
 ⇒ **C** = Change or Modification to an Existing Line
 ⇒ **D** = Disconnection
 ⇒ **X** = Telephone Number Change
 ⇒ **V** = Conversion or Migration to new LSP **as specified**
- ⇒ **W** = Conversion or Migration **as is**
 ⇒ **P** = PIC Change
 ⇒ **L** = Seasonal Suspend
 ⇒ **B** = Restore

The following chart gives the valid LNAs for each account level activity (ACT) and the associated LS form usage.

If ACT is:	Then LNA is	And LS form is:
N	N	Required
D	D	Required

The RCO fields for the Loop Service (LS) form are listed according to the Line Level Activity (LNA) in the **LNA Tables** Section .

3.3.5 REQTYP / ACT Combinations

The following charts show the Required, Conditional and Optional (R/C/O) fields on the LSR and EU forms for the valid REQTYP /ACT combinations. LSR and EU forms for a valid REQTYP/ACT combination are paired together. Furthermore, the charts are organized by ACT and then Channelized vs. Non-Channelized within the ACT. Each chart will have a heading describing the REQTYP/ACT combination and Channelized/Non-Channelized status to which that chart is applicable. All unmentioned fields are either invalid, not applicable or prohibited. Populating any other fields may result in a fatal reject or a clarification of the service request.

Please note the following codes:

- Mandatory entries are indicated by quotation marks ("xxx").
- Optional fields marked with an asterisk (*) force at least one of the conditional fields to become required when populated.
- Fields used only for manual orders are followed by (m).
- Fields used only for electronic orders are followed by (e).

See the **Data Element Dictionary** Section for additional information on each of the fields listed below.

3.3.5.1 REQTYP A / ACT N (Channelized)

LSR (Channelized) — REQTYP A / ACT N		
Required	Conditional	Optional
CCNA (m)	VER (m)	PROJECT (m)
PON (m)	SUP (m)	EXP (m)
AN (m)	SCA (m)	PBT (m)
SC = " LCSC " (m)	AI (m)	RPON (m)
PG_OF_ (m)	APOT (m)	RORD (m)
D/TSENT (m)	CUST (m)	DRC* (m)
DDD (m)	BI1 (m)	DSGCON-FAX NO. (m)
REQTYP = "AB " (m)	BI2 (m)	DSGCON-FLOOR (m)
ACT = ''N ''(m)	BAN2 (m)	DSGCON-ROOM (m)
CC (m)	DSGCON (m)	REMARKS (m)
ACTL (m)	DSGCON-TEL NO. (m)	
LSO (m)	DSGCON-STREET (m)	
TOS (m)	DSGCON-CITY (m)	
NC (m)	DSGCON-STATE (m)	
NCI (m)	DSGCON-ZIP CODE (m)	
BAN1 (m)		

- continued -

- continued -

LSR (Channelized) — REQTYP A / ACT N		
Required	Conditional	Optional
ACNA (<i>m</i>)		
INIT (<i>m</i>)		
INIT-TEL NO. (<i>m</i>)		
INIT-FAX NO. (<i>m</i>)		
IMPCON (<i>m</i>)		
IMPCON-TEL NO. (<i>m</i>)		

" " = mandatory entry; * = when this optional field is populated, it forces at least one of the conditional fields to become REQUIRED; (*m*) = for manual ordering only; (*e*) = for electronic ordering only

3.3.5.2 REQTYP A / ACT N (Non-Channelized)

LSR (Non-Channelized) — REQTYP A / ACT N		
Required	Conditional	Optional
CCNA (<i>m</i>)	VER (<i>m</i>)	PROJECT (<i>m</i>)
PON (<i>m</i>)	SUP (<i>m</i>)	EXP (<i>m</i>)
AN (<i>m</i>)	SCA (<i>m</i>)	PBT (<i>m</i>)
SC = " LCSC " (<i>m</i>)	AI (<i>m</i>)	RPON (<i>m</i>)
PG_OF_ (<i>m</i>)	APOT (<i>m</i>)	RORD (<i>m</i>)
D/TSENT (<i>m</i>)	CUST (<i>m</i>)	DRC* (<i>m</i>)
DDD (<i>m</i>)	BI1 (<i>m</i>)	DSGCON-FAX NO. (<i>m</i>)
REQTYP = "AB " (<i>m</i>)	BI2 (<i>m</i>)	DSGCON-FLOOR (<i>m</i>)
ACT = "N " (<i>m</i>)	BAN2 (<i>m</i>)	DSGCON-ROOM (<i>m</i>)
CC (<i>m</i>)	DSGCON (<i>m</i>)	REMARKS (<i>m</i>)
ACTL (<i>m</i>)	DSGCON-TEL NO. (<i>m</i>)	

- continued -

- continued -

LSR (Non-Channelized) — REQTYP A / ACT N		
Required	Conditional	Optional
LSO (m)	DSGCON-STREET (m)	
TOS (m)	DSGCON-CITY (m)	
NC (m)	DSGCON-STATE (m)	
NCI (m)	DSGCON-ZIP CODE (m)	
SECNCI (m)		
BANI (m)		
ACNA (m)		
INIT (m)		
INIT-TEL NO. (m)		
INIT-FAX NO. (m)		
IMPCON (m)		
IMPCON-TEL NO. (m)		

" " = mandatory entry; * = when this optional field is populated, it forces at least one of the conditional fields to become REQUIRED; (m) = for manual ordering only; (e) = for electronic ordering only

EU (Non-Channelized) — REQTYP A / ACT N		
Required	Conditional	Optional
PON (m)	VER (m)	EU-FLOOR (m)
AN (m)	SASF (m)	EU-ROOM (m)
PG_OF_ (m)	SASD (m)	EU-BLDG (m)
EU-NAME (m)	SATH (m)	LCON-NAME (m)
SANO (m) or SADLO (m)	SASS (m)	LCON-TEL NO. (m)
SASN (m)	IWCON (m)	ACC (m)

- continued -

- continued -

EU (Non-Channelized) — <i>REQTYP A / ACT N</i>		
Required	Conditional	Optional
EU-CITY (m)	IWCON-TEL NO. (m)	IWO* (m)
EU-STATE (m)		
EU-ZIP CODE (m)		

" " = mandatory entry; * = when this optional field is populated, it forces at least one of the conditional fields to become REQUIRED; (m) = for manual ordering only; (e) = for electronic ordering only

3.3.5.3 REQTYP A / ACT D (*Channelized*)

LSR (<i>Channelized</i>) — <i>REQTYP A / ACT D</i>		
Required	Conditional	Optional
CCNA (m)	VER (m)	PROJECT (m)
PON (m)	SUP (m)	RPON (m)
AN (m)	CUST (m)	RORD (m)
SC = " LCSC " (m)		
PG_OF_ (m)		
D/TSENT (m)		
DDD (m)		
REQTYP = "AB " (m)		
ACT = "D "(m)		
CC (m)		
ACTL (m)		
LSO (m)		
TOS (m)		
NC (m)		
CIC (m)		
BAN1 (m)		

- continued -

- continued -

LSR (Channelized) — REQTYP A / ACT D		
Required	Conditional	Optional
ACNA (m)		
INIT (m)		
INIT-TEL NO. (m)		
INIT-FAX NO. (m)		
IMPCON (m)		
IMPCON-TEL NO. (m)		

" " = mandatory entry; * = when this optional field is populated, it forces at least one of the conditional fields to become REQUIRED; (m) = for manual ordering only; (e) = for electronic ordering only

3.3.5.4 REQTYP A / ACT D (Non-Channelized)

LSR (Non-Channelized) — REQTYP A / ACT D		
Required	Conditional	Optional
CCNA (m)	VER (m)	PROJECT (m)
PON (m)	SUP (m)	RPON (m)
AN (m)	CUST (m)	RORD (m)
SC = " LCSC " (m)		REMARKS (m)
PG_OF_ (m)		
D/TSENT (m)		
DDD (m)		
REQTYP = "AB " (m)		
ACT = ''D ''(m)		
CC (m)		
ACTL (m)		
LSO (m)		
TOS (m)		

- continued -

- continued -

LSR (Non-Channelized) — REQTYP A / ACT D		
Required	Conditional	Optional
NC (<i>m</i>)		
CIC (<i>m</i>)		
BANI (<i>m</i>)		
ACNA (<i>m</i>)		
INIT (<i>m</i>)		
INIT-TEL NO. (<i>m</i>)		
INIT-FAX NO. (<i>m</i>)		
IMPCON (<i>m</i>)		
IMPCON-TEL NO. (<i>m</i>)		

" " = mandatory entry; * = when this optional field is populated, it forces at least one of the conditional fields to become REQUIRED; (*m*) = for manual ordering only; (*e*) = for electronic ordering only

EU (Non-Channelized) — REQTYP A / ACT D		
Required	Conditional	Optional
PON (<i>m</i>)	VER (<i>m</i>)	FBI* (<i>m</i>)
AN (<i>m</i>)	FB-STREET (<i>m</i>)	FB-BILLNM (<i>m</i>)
PG_OF_ (<i>m</i>)	FB-CITY (<i>m</i>)	FB-FLOOR (<i>m</i>)
EU-NAME (<i>m</i>)	FB-STATE (<i>m</i>)	FB-ROOM (<i>m</i>)
	FB-ZIP CODE (<i>m</i>)	
	FB-BILLCON (<i>m</i>)	
	FB-BILLCON-TEL NO. (<i>m</i>)	

" " = mandatory entry; * = when this optional field is populated, it forces at least one of the conditional fields to become REQUIRED; (*m*) = for manual ordering only; (*e*) = for electronic ordering only

3.3.6 LNA Tables

The following charts show the Required, Conditional and Optional (R/C/O) fields for the LS form for the valid Line Level Activities (LNAs). The following charts are organized by transmission speed. Each chart will have a heading describing the type of loop and LNA to which that chart applies. Please refer

to the **Completing the LS Form** Section for a listing of the valid LNAs for each account level activity. All unmentioned fields are either invalid, not applicable or prohibited. Populating any other fields may result in a fatal reject or a clarification of the service request.

Please note the following codes:

- Mandatory entries are indicated by quotation marks ("xxx").
- Optional fields marked with an asterisk (*) force at least one of the conditional fields to become required when populated.
- Fields used only for manual orders are followed by (m).
- Fields used only for electronic orders are followed by (e).

See the **Data Element Dictionary** Section for additional information on each of the fields listed below.

3.3.7 DS-1, DS-3, STS-1 Loops, Local Channels and Interoffice Channels

3.3.7.1 LNA = N

LS (DS-1, DS-3, STS-1) — LNA = N		
Required	Conditional	Optional
PON (m)	VER (m)	TSP (m)
AN (m)	JK CODE (m)	NIDR* (m)
LQTY (m)		
PG_OF_ (m)		
LNUM (m)		
LNA = " N " (m)		
CFA (m)		
REMARKS (m) (see business for more information)		

" " = mandatory entry; * = when this optional field is populated, it forces at least one of the conditional fields to become REQUIRED; (m) = for manual ordering only; (e) = for electronic ordering only

3.3.7.2 LNA = D

LS (DS-1, DS-3, STS-1) — LNA = D		
Required	Conditional	Optional
PON (m)	VER (m)	REMARKS (m)
AN (m)		
LQTY (m)		
PG_OF_ (m)		
LNUM (m)		
ECCKT (m)		
LNA = " D " (m)		

" " = mandatory entry; * = when this optional field is populated, it forces at least one of the conditional fields to become REQUIRED; (m) = for manual ordering only; (e) = for electronic ordering only

3.4 Enhanced Extended Links (EELs)

Enhanced Extended Links (EELs) are Unbundled Network Element (UNE) dedicated transport combinations. In general, EELs can be described as extensions of local loops. EELs are combinations of BellSouth's Interoffice Channel UNE, with or without multiplexing functionality, and BellSouth's Local Loop UNE. This offering is intended to provide connectivity from an end user's location (EU) through that end user's Serving Wire Center (EU SWC) and then connected to the CLEC's collocated SWC. EELs are to be used for local exchange and exchange access.

The CLEC must negotiate for these products either in a new contract or as an amendment to the current contract. **New EEL Services** are available in Georgia and in 7 of the Metropolitan Service Areas (MSAs) in Zone 1 only. The seven MSAs are Miami, Orlando, Ft. Lauderdale, Charlotte, Greensboro, New Orleans, and Nashville. **Qualifying existing network services may be converted to EELs in all states.** In order to convert special access facilities to UNE pricing, EEL customers must self-certify that they are providing "significant local usage" over combinations of UNEs according to the CLEC Interconnection Agreement.

BASIC SERVICE FEATURES

Dedicated Transport - is a point to point service dedicated to a single customer. Dedicated transport service consists of three (3) possible network elements, Unbundled Interoffice Channel (IOC) , Unbundled Local Loop and Unbundled Channelization.

· **Unbundled Interoffice Channel** - provides a dedicated point to point transmission path and it's associated electronics between different local Serving Wire Centers (SWC).

· **Unbundled Local Loop** - is a dedicated point to point transmission path and the associated electronics between the end user's (EU) premises and the end user's SWC (EU SWC).

· **Unbundled Channelization** - is the function performed when a higher capacity level of service is separated to deliver at a lower capacity level. Channelization is accomplished through the use of a multiplexer. When the higher capacity level of service is channelized, a (MUX) will apply. When the lower capacity level of service is ordered to a MUX, a Central Office Channel Interface (COCI) will apply. Lower level services ride the channelized facility. Channelization equipment is not placed on a customer's premise for these services. A multiplexer (mux) can be located in the POP SWC, the end user's SWC, or in a remote Central Office (CO).

A combination of these elements with the same service level can be ordered on the same LSR. A combination of the 2 elements ordered with different service levels will be ordered on 2 different LSRs. Where an EEL is riding a higher level service, the higher level service must be installed prior to ordering the EEL. For example, if the EEL is a 64 kbps circuit riding a DS1 circuit, the DS1 circuit must be assigned so that the circuit facility assignment (CFA) can be included on the EEL order. If the CFA is not available, the EEL order will be put in clarification.

CLECs may submit an LSR with a record (R) activity type to the LCSC for single tariff conversions or a conversion spreadsheet to the Project Manager in the LCSC for mass conversions. The CLEC will not be able to change the design or any other aspects of the CKT. Only the CKT ID (if a non-channelized circuit) the Class of Service, and the billed USOC elements will be changed.

Alternate Mark Inversion (AMI) and Bipolar 8–Zero Substitution (B8ZS) line coding with either Super Frame (SF) and Extended Super Frame (ESF) framing formats will be supported.

3.4.1 EEL Product Listing

BellSouth currently offers the following fourteen (14) EELs:

EEL #:	Interoffice Channel	Channelization	Local Loop
1.	DS-1	1/0 mux	2-Wire Voice Grade
2.	DS-1	1/0 mux	4-Wire Voice Grade
3.	DS-1	1/0 mux	2-Wire ISDN
4.	DS-1	1/0 mux	4-Wire 56 kbps
5.	DS-1	1/0 mux	4-Wire 64 kbps
6.	DS-1	none	DS-1
7.	DS-3	none	DS-3
8.	STS-1	none	STS-1

- continued -

- continued -

EEL #:	Interoffice Channel	Channelization	Local Loop
9.	DS-3	3/1 mux	DS-1
10.	STS-1	3/1 mux	DS-1
11.	2-Wire Voice Grade	none	2-Wire Voice Grade
12.	4-Wire Voice Grade	none	4-Wire Voice Grade
13.	4-Wire 56 kbps	none	4-Wire 56 kbps
14.	4-Wire 64 kbps	none	4-Wire 64 kbps

3.4.2 Ordering Forms

The following chart illustrates the required, conditional and optional forms for ordering this service. Detailed information will follow to assist you in filling out each of these forms.

REQTYP / SERVICE TYPE	Forms												
	SI	LSR	Hunting	EU	DL	DSCR	RS	DRS	PS	NP	LS	LSNP	Proprietary
A - EELs	C*	R#		R#							R#		

R = Required C = Conditional O = Optional

* Service Inquiry is required on the Interoffice Channel for EELs 1–5 and 7–10 only (see chart above).

The Interoffice Channel and the Local Loop must be ordered separately for EELs 1–5 and 9–10 (see chart above). Therefore, these products require two (2) LSR, EU, and LS forms.

3.4.2.1 Service Inquiry Form Instructions

Service Inquiry begins when the CLEC sends the completed SI and LSR forms to the CRSG/Account Team. The CRSG/Account Team will add information to the SI and forward it to Network. Network will check for available facilities, and, when facilities are available, add the appropriate information to the SI before returning it to the CRSG/Account Team. Finally, the CRSG/Account Team will submit both the completed SI and the LSR to the LCSC who will then issue a service order.

Note: A separate SI is required for each unique A and Z combination. A separate SI is required for each level of service even if they have the same A and Z combination; do not mix speeds on the same SI.

Form Instructions:

FIRM ORDER - indicates that the customer is placing an order and that a service order will be written for this service. Network CCM and/or OSPE will begin the process to meet the date promised to the customer.

UPDATE - indicates that this SI is an update to a previous SI.

CANCEL - indicates the customer is canceling a previous FIRM ORDER. If the customer cancels his firm order he may be liable for cancellation charges per his contract.

Desired Due Date - enter the date the customer wants the service to be ready for service. There is no standard interval; the 'ready' date will be furnished by Network CCM and/or Network OSPE on the response.

CKT speed - DS1, DS3, STS1, OC03, OC12, OC48 (will be provisioned as four OC12 circuits).

NC Code - enter the appropriate NC code for the circuits that are being ordered.

QTY - enter the quantity of circuits being ordered.

Locations (A and Z ends) - check the appropriate blocks on the A and Z ends. If a collocation and POP are involved, both must belong to the same CLEC. For a channelized service, one end must be a BellSouth CO.

CLLI Code - enter the BellSouth assigned CLLI code for the ends of the circuits.

NCI code - enter the appropriate NCI code for each end of the circuits.

CFA(s) - if appropriate enter the Connecting Facility Assignment (CFA) of the higher level facilities that these circuits will ride.

Local Channel or Local Loop Mileage - if a local loop or local channel applies at the DS3 or above level, the CRSG must calculate and enter the airline mileage between the POP/EU and its SWC.

REMARKS - enter any remarks or notes to clarify the order.

3.4.2.2 Service Inquiry Form

Note: *The Service Inquiry form is not included in this document. Please contact your Account Team to obtain the form.*

3.4.2.3 Completing the LSR and EU Forms

The Required, Conditional, and Optional (R/C/O) fields on the LSR and EU forms will be given for every valid REQTYP/ACT combination in the **REQTYP / ACT Combination** Section.

The following chart shows all of the valid account level activities for this product.

REQTYP	ACTIVITY TYPE (ACCOUNT LEVEL)												
	N	C	D	T	R	V	S	B	W	L	Y	P	Q
A - EELs	X	X	X	X		X							

Note: " X " denotes valid account level activities. A blank entry indicates a non-valid account level activity.

Account level activities (ACT) apply to the entire account. The ACTs are defined below:

- ⇒ **N** = New installation and/or account
- ⇒ **C** = Change an existing account (e.g., Rearrangement, Partial disconnect or addition)
- ⇒ **D** = Disconnection
- ⇒ **T** = Outside move of end user location
- ⇒ **R** = Record activity is for ordering administrative changes (i.e., converting from Access to UNE pricing)
- ⇒ **V** = Full Conversion of service **as specified** to new Local Service Provider (LSP)
- ⇒ **S** = Seasonal suspend or restore partial account
- ⇒ **B** = Restore **full** account or restore denied account
- ⇒ **W** = Full Conversion of service **as is**

- ⇒ **L** = Seasonal suspension **full** account
- ⇒ **Y** = Deny (non-payment)
- ⇒ **P** = Conversion of service **as specified**: Partial Migration - Initial
- ⇒ **Q** = Conversion of service **as specified**: Partial Migration - Subsequent

3.4.2.4 Completing the LS Form

The Loop Service (LS) form may be required or invalid depending on the account level activity. Each account level activity has valid Line Level Activities (LNAs). These LNAs determine how, or if, the LS form should be populated.

Line level activities (LNA) apply to the specified line only. The LNAs are defined below:

- ⇒ **N** = New Installation (e.g., new line or additional line)
- ⇒ **C** = Change or Modification to an Existing Line
- ⇒ **D** = Disconnection
- ⇒ **X** = Telephone Number Change
- ⇒ **V** = Conversion or Migration to new LSP **as specified**

- ⇒ **W** = Conversion or Migration **as is**
- ⇒ **P** = PIC Change
- ⇒ **L** = Seasonal Suspend

⇒ **B** = Restore

The following chart gives the valid LNAs for each account level activity (ACT) and the associated LS form usage.

If ACT is:	Then LNA is	And LS form is:
N	N	Required
C	C	Required
D	D	Required
T	N	Required
V	V or N	Required

The RCO fields for the Loop Service (LS) form are listed according to the Line Level Activity (LNA) in the **LNA Tables** Section .

3.4.3 REQ TYP / ACT Combinations

The following charts show the Required, Conditional and Optional (R/C/O) fields on the LSR and EU forms for the valid REQ TYP /ACT combinations. LSR and EU forms for a valid REQ TYP/ACT combination are paired together. Each chart will have a heading describing the REQ TYP/ACT combination. Additionally, REQ TYP A/ ACT N will include a detailed ordering process description for each of the EELs. All unmentioned fields are either invalid, not applicable or prohibited. Populating any other fields may result in a fatal reject or a clarification of the service request.

Please note the following codes:

- Mandatory entries are indicated by quotation marks ("xxx").
- Optional fields marked with an asterisk (*) force at least one of the conditional fields to become required when populated.
- Fields used only for manual orders are followed by (m).
- Fields used only for electronic orders are followed by (e).

See the **Data Element Dictionary** Section for additional information on each of the fields listed below.

3.4.3.1 REQ TYP A / ACT N

The following table details the process for ordering each EEL as a new service.

EEL #:	Description	Process for Ordering Service as New
1.	DS-1 IOC, 1/0 mux, 2-Wire VG Loop	<p>1st: Complete SI for DS-1 IOC with mux</p> <p>2nd: Order the DS-1 IOC using the EELs LSR and EU RCOs for REQTYP A/ ACT N and the DS-1 LS RCOs for LNA of N.</p> <p>3rd: Order the 2-Wire VG Loop using the EELs LSR and EU RCOs for REQTYP A/ ACT N and the DESIGNED, ANALOG LOOP and IOC LS RCOs for LNA of N.</p> <p>4th: Populate the REMARKS field on the LSR with "New 2w VG EEL with 1/0 Mux."</p> <p>5th: Populate the CFA field on the LS with the T1 CFA of the DS-1 from the SI.</p>
2.	DS-1 IOC, 1/0 mux, 4-Wire VG Loop	<p>1st: Complete SI for DS-1 IOC with mux</p> <p>2nd: Order the DS-1 IOC using the EELs LSR and EU RCOs for REQTYP A/ ACT N and the DS-1 LS RCOs for LNA of N.</p> <p>3rd: Order the 4-Wire VG Loop using the EELs LSR and EU RCOs for REQTYP A/ ACT N and the DESIGNED, ANALOG LS RCOs for LNA of N.</p> <p>4th: Populate the REMARKS field on the LSR with "New 4w VG EEL with 1/0 Mux."</p> <p>5th: Populate the CFA field on the LS with the T1 CFA of the DS-1 from the SI.</p>
3.	DS-1 IOC, 1/0 mux, 2-Wire ISDN Loop	<p>1st: Complete SI for DS-1 IOC with mux</p> <p>2nd: Order the DS-1 IOC using the EELs LSR and EU RCOs for REQTYP A/ ACT N and the DS-1 LS RCOs for LNA of N.</p> <p>3rd: Order the 2-Wire ISDN Loop using the EELs LSR and EU RCOs for REQTYP A/ ACT N and the ISDN-BRI LS RCOs for LNA of N.</p> <p>4th: Populate the REMARKS field on the LSR with "New 2w ISDN EEL with 1/0 Mux."</p> <p>5th: Populate the CFA field on the LS with the T1 CFA of the DS-1 from the SI.</p>
4.	DS-1 IOC, 1/0 mux, 4-Wire 56 kbps Loop	<p>1st: Complete SI for DS-1 IOC with mux</p> <p>2nd: Order the DS-1 IOC using the EELs LSR and EU RCOs for REQTYP A/ ACT N and the DS-1 LS RCOs for LNA of N.</p> <p>3rd: Order the 4-Wire 56 kbps Loop using the EELs LSR and EU RCOs for REQTYP A/ ACT N and the DS-0 LS RCOs for LNA of N.</p> <p>4th: Populate the REMARKS field on the LSR with "New 4w 56 kbps EEL with 1/0 Mux."</p> <p>5th: Populate the CFA field on the LS with the T1 CFA of the DS-1 from the SI.</p>

- continued -

- continued -

EEL #:	Description	Process for Ordering Service as New
5.	DS-1 IOC, 1/0 mux, 4-Wire 64 kbps Loop	<p>1st: Complete SI for DS-1 IOC with mux 2nd: Order the DS-1 IOC using the EELs LSR and EU RCOs for REQTYP A/ ACT N and the DS-1 LS RCOs for LNA of N. 3rd: Order the 4-Wire 64 kbps Loop using the EELs LSR and EU RCOs for REQTYP A/ ACT N and the DS-0 LS RCOs for LNA of N. 4th: Populate the REMARKS field on the LSR with "New 4w 64 kbps EEL with 1/0 Mux." 5th: Populate the CFA field on the LS with the T1 CFA of the DS-1 from the SI.</p>
6.	DS-1 IOC and DS-1 Loop	<p>1st: Order the entire EEL using the EELs LSR and EU RCOs for REQTYP A/ ACT N and the DS-1 LS RCOs for LNA of N. 2nd: Populate the REMARKS field on the LSR with "New DS-1 EEL with no Mux." 3rd: Populate the CFA field on the LS with the T1TIE CFA of the DS-1.</p>
7.	DS-3 IOC and DS-3 Loop	<p>1st: Complete SI for DS-3 IOC. 2nd: Order the entire EEL using the EELs LSR and EU RCOs for REQTYP A/ ACT N and the DS-3 LS RCOs for LNA of N. 3rd: Populate the REMARKS field on the LSR with "New DS-3 EEL with no Mux." 4th: Populate the CFA field on the LS with the T3TIE CFA of the DS-3 IOC from the SI.</p>
8.	STS-1 IOC and STS-1 Loop	<p>1st: Complete SI for STS-1 IOC. 2nd: Order the entire EEL using the EELs LSR and EU RCOs for REQTYP A/ ACT N and the STS-1 LS RCOs for LNA of N. 3rd: Populate the REMARKS field on the LSR with "New STS-1 EEL with no Mux." 4th: Populate the CFA field on the LS with the T3TIE CFA of the STS-1 IOC from the SI.</p>
9.	DS-3 IOC, 3/1 mux, DS-1 Loop	<p>1st: Complete SI for DS-3 IOC with mux 2nd: Order the DS-3 IOC using the EELs LSR and EU RCOs for REQTYP A/ ACT N and the DS-3 LS RCOs for LNA of N. 3rd: Order the DS-1 Loop using the EELs LSR and EU RCOs for REQTYP A/ ACT N and the DS-1 LS RCOs for LNA of N. 4th: Populate the REMARKS field on the LSR with "New DS-1 EEL with 3/1 Mux to DS-3." 5th: Populate the CFA field on the LS with the T3 CFA of the DS-3 from the SI.</p>

- continued -

- continued -

EEL #:	Description	Process for Ordering Service as New
10.	STS-1 IOC, 3/1 mux, DS-1 Loop	<p>1st: Complete SI for STS-1 IOC with mux</p> <p>2nd: Order the STS-1 IOC using the EELs LSR and EU RCOs for REQTYP A/ ACT N and the STS-1 LS RCOs for LNA of N.</p> <p>3rd: Order the DS-1 Loop using the EELs LSR and EU RCOs for REQTYP A/ ACT N and the DS-1 LS RCOs for LNA of N.</p> <p>4th: Populate the REMARKS field on the LSR with "New DS-1 EEL with 3/1 Mux to STS-1."</p> <p>5th: Populate the CFA field on the LS with the STS1 CFA of the STS-1 from the SI.</p>
11.	2-Wire VG IOC and 2-Wire VG Loop	<p>1st: Order the entire EEL using the EELs LSR and EU RCOs for REQTYP A/ ACT N and the DESIGNED, ANALOG LS RCOs for LNA of N.</p> <p>2nd: Populate the REMARKS field on the LSR with "New 2w VG EEL with no Mux."</p> <p>3rd: Populate the CABLE ID and CHAN/PAIR fields on the LS with T1 collocation information.</p>
12.	4-Wire VG IOC and 4-Wire VG Loop	<p>1st: Order the entire EEL using the EELs LSR and EU RCOs for REQTYP A/ ACT N and the ANALOG, DESIGNED LS RCOs for LNA of N.</p> <p>2nd: Populate the REMARKS field on the LSR with "New 4w VG EEL with no Mux."</p> <p>3rd: Populate the CABLE ID and CHAN/PAIR fields on the LS with T1 collocation information.</p>
13.	4-Wire 56 kbps IOC and 4-Wire 56 kbps Loop	<p>1st: Order the entire EEL using the EELs LSR and EU RCOs for REQTYP A/ ACT N and the DS-0 LS RCOs for LNA of N.</p> <p>2nd: Populate the REMARKS field on the LSR with "New 4w 56 kbps EEL with no Mux."</p> <p>3rd: Populate the CABLE ID and CHAN/PAIR fields on the LS with T1 collocation information.</p>
14.	4-Wire 64 kbps IOC and 4-Wire 64 kbps Loop	<p>1st: Order the entire EEL using the EELs LSR and EU DS-0 LS RCOs for LNA of N.</p> <p>2nd: Populate the REMARKS field on the LSR with "New 4w 64 kbps EEL with no Mux."</p> <p>3rd: Populate the CABLE ID and CHAN/PAIR fields on the LS with T1 collocation information.</p>

LSR (EELs) — REQ TYP A / ACT N		
Required	Conditional	Optional
CCNA (m)	VER (m)	PROJECT (m)
PON (m)	SUP (m)	EXP (m)
AN (m)	AI (m)	RPON (m)
SC = " LCSC " (m)	APOT (m)	RORD (m)
PG_OF_ (m)	CUST (m)	DRC* (m)
D/TSENT (m)	BI1 (m)	DSGCON-FAX NO. (m)
DDD (m)	BI2 (m)	DSGCON-FLOOR (m)
REQTYP = "AB " (m)	BAN2 (m)	DSGCON-ROOM (m)
ACT = "N "(m)	DSGCON (m)	
CC (m)	DSGCON-TEL NO. (m)	
ACTL (m)	DSGCON-STREET (m)	
LSO (m)	DSGCON-CITY (m)	
TOS (m)	DSGCON-STATE (m)	
NC (m)	DSGCON-ZIP CODE (m)	
NCI (m)		
SECNCI (m)		
BAN1 (m)		
ACNA (m)		
INIT (m)		
INIT-TEL NO. (m)		
INIT-FAX NO. (m)		
IMPCON (m)		

- continued -

- continued -

LSR (EELs) — REQTYP A / ACT N		
Required	Conditional	Optional
IMPCON-TEL NO. (<i>m</i>)		
REMARKS (<i>m</i>) [See Business Rules in Data Element Dictionary for more information.]		

" " = mandatory entry; * = when this optional field is populated, it forces at least one of the conditional fields to become REQUIRED; (*m*) = for manual ordering only; (*e*) = for electronic ordering only

EU (EELs) — REQTYP A / ACT N		
Required	Conditional	Optional
PON (<i>m</i>)	VER (<i>m</i>)	EU-FLOOR (<i>m</i>)
AN (<i>m</i>)	SASF (<i>m</i>)	EU-ROOM (<i>m</i>)
PG_OF_ (<i>m</i>)	SASD (<i>m</i>)	EU-BLDG (<i>m</i>)
EU-NAME (<i>m</i>)	SATH (<i>m</i>)	ACC (<i>m</i>)
SANO or SADLO (<i>m</i>)	SASS (<i>m</i>)	LCON-NAME (<i>m</i>)
SASN (<i>m</i>)	IWCON (<i>m</i>)	LCON-TEL NO. (<i>m</i>)
EU-CITY (<i>m</i>)	IWCON-TEL NO. (<i>m</i>)	IWO* (<i>m</i>)
EU-STATE (<i>m</i>)		
EU-ZIP CODE (<i>m</i>)		
REMARKS (<i>m</i>) [See Business Rules in Data Element Dictionary for more information.]		

" " = mandatory entry; * = when this optional field is populated, it forces at least one of the conditional fields to become REQUIRED; (*m*) = for manual ordering only; (*e*) = for electronic ordering only

3.4.3.2 REQTYP A / ACT C

CAUTION

CLECs should use the REQTYP A / ACT C combination when converting existing access facilities to EELs. CLECs may submit an LSR with a change (C) activity type to the LCSC for single tariff conversions or a conversion spreadsheet to the Project Manager in the LCSC for mass conversions. The CLEC will not be able to change the design or any other aspects of the CKT. Only the CKT ID (if a non-channelized circuit) the Class of Service, and the billed USOC elements will be changed.

LSR (EELs) — REQTYP A / ACT C		
Required	Conditional	Optional
CCNA (m)	VER (m)	PROJECT (m)
PON (m)	SUP (m)	EXP (m)
AN (m)	AI (m)	SCA (m)
SC = " LCSC " (m)	APOT (m)	RPON (m)
PG_OF_ (m)	CUST (m)	RORD(m)
D/TSENT (m)	BI1 (m)	DRC* (m)
DDD (m)	BI2 (m)	DSGCON-FAX NO. (m)
REQTYP = "AB " (m)	BAN2 (m)	DSGCON-FLOOR (m)
ACT = ''C ''(m)	DSGCON (m)	DSGCON-ROOM (m)
CC (m)	DSGCON-TEL NO. (m)	REMARKS (m)
ACTL (m)	DSGCON-STREET (m)	
LSO (m)	DSGCON-CITY (m)	
TOS (m)	DSGCON- STATE (m)	

- continued -

- continued -

LSR (EELs) — <i>REQTYP A / ACT C</i>		
Required	Conditional	Optional
NC (m)	DSGCON-ZIP CODE (m)	
NCI (m)		
SECNCI (m)		
CIC (m)		
BAN1 (m)		
ACNA (m)		
INIT (m)		
INIT-TEL NO. (m)		
INIT-FAX NO. (m)		
IMPCON (m)		
IMPCON-TEL NO. (m)		

" " = mandatory entry; * = when this optional field is populated, it forces at least one of the conditional fields to become REQUIRED; (m) = for manual ordering only; (e) = for electronic ordering only

EU (EELs) — <i>REQTYP A / ACT C</i>		
Required	Conditional	Optional
PON (m)	VER (m)	EU-FLOOR (m)
AN (m)	SASF (m)	EU-ROOM (m)
PG_OF_ (m)	SASD (m)	EU-BLDG (m)
EU-NAME (m)	SATH (m)	LCON-NAME (m)
SASN (m)		LCON-TEL NO. (m)
SANO (m) or SADLO (m)		ACC (m)
EU-CITY (m)		
EU-STATE (m)		
EU-ZIP CODE (m)		

" " = mandatory entry; * = when this optional field is populated, it forces at least one of the conditional fields to become REQUIRED; (m) = for manual ordering only; (e) = for electronic ordering only

3.4.3.3 REQTYP A / ACT D

LSR (EELs) — REQTYP A / ACT D		
Required	Conditional	Optional
CCNA (m)	VER (m)	PROJECT (m)
PON (m)	SUP (m)	RPON (m)
AN (m)	CUST (m)	RORD (m)
SC = " LCSC " (m)		REMARKS (m)
PG_OF_ (m)		
D/TSENT (m)		
DDD (m)		
REQTYP = "AB " (m)		
ACT = ''D '' (m)		
CC (m)		
ACTL (m)		
LSO (m)		
TOS (m)		
NC (m)		
CIC (m)		
BAN1 (m)		
ACNA (m)		
INIT (m)		
INIT-TEL NO. (m)		
INIT-FAX NO. (m)		
IMPCON (m)		
IMPCON-TEL NO. (m)		

" " = mandatory entry; * = when this optional field is populated, it forces at least one of the conditional fields to become REQUIRED; (m) = for manual ordering only; (e) = for electronic ordering only

EU (EELs) — REQ TYP A / ACT D		
Required	Conditional	Optional
PON (m)	VER (m)	FBI* (m)
AN (m)	FB-STREET (m)	FB-BILLNM (m)
PG_OF_ (m)	FB-CITY (m)	FB-FLOOR (m)
EU-NAME (m)	FB-STATE (m)	FB-ROOM (m)
	FB-ZIP CODE (m)	
	FB-BILLCON (m)	
	FB-BILLCON-TEL NO. (m)	

" " = mandatory entry; * = when this optional field is populated, it forces at least one of the conditional fields to become REQUIRED; (m) = for manual ordering only; (e) = for electronic ordering only

3.4.3.4**REQ TYP A / ACT T**

LSR (EELs) — REQ TYP A / ACT T		
Required	Conditional	Optional
CCNA (m)	VER (m)	PROJECT (m)
PON (m)	SUP (m)	EXP (m)
AN (m)	AI (m)	RPON (m)
SC = " LCSC " (m)	APOT (m)	RORD (m)
PG_OF_ (m)	CUST (m)	DRC* (m)
D/TSENT (m)	BI1 (m)	DSGCON-FAX NO. (m)
DDD (m)	BI2 (m)	DSGCON-FLOOR (m)
REQ TYP = "AB " (m))	BAN2 (m)	DSGCON-ROOM (m)
ACT = "T "(m)	DSGCON (m)	
CC (m)	DSGCON-TEL NO. (m)	

- continued -

- continued -

LSR (EELs) — REQTYP A / ACT T		
Required	Conditional	Optional
ACTL (<i>m</i>)	DSGCON-STREET (<i>m</i>)	
LSO (<i>m</i>)	DSGCON-CITY (<i>m</i>)	
TOS (<i>m</i>)	DSGCON-STATE (<i>m</i>)	
NC (<i>m</i>)	DSGCON-ZIP CODE (<i>m</i>)	
NCI (<i>m</i>)		
SECNCI (<i>m</i>)		
BAN1 (<i>m</i>)		
ACNA (<i>m</i>)		
INIT (<i>m</i>)		
INIT-TEL NO. (<i>m</i>)		
INIT-FAX NO. (<i>m</i>)		
IMPCON (<i>m</i>)		
IMPCON-TEL NO. (<i>m</i>)		
REMARKS (<i>m</i>) [See Business Rules in Data Element Dictionary for more information.]		

" " = mandatory entry; * = when this optional field is populated, it forces at least one of the conditional fields to become REQUIRED; (*m*) = for manual ordering only; (*e*) = for electronic ordering only

EU (EELs) — REQTYP A / ACT T		
Required	Conditional	Optional
PON (<i>m</i>)	VER (<i>m</i>)	EU-FLOOR (<i>m</i>)
AN (<i>m</i>)	SASF (<i>m</i>)	EU-ROOM (<i>m</i>)
PG_OF_ (<i>m</i>)	SASD (<i>m</i>)	EU-BLDG (<i>m</i>)
EU-NAME (<i>m</i>)	SATH (<i>m</i>)	ACC (<i>m</i>)

- continued -

EU (EELs) — <i>REQTYP A / ACT T</i>		
Required	Conditional	Optional
SANO or SADLO (<i>m</i>)	SASS (<i>m</i>)	LCON-NAME (<i>m</i>)
SASN (<i>m</i>)	IWCON (<i>m</i>)	LCON-TEL NO. (<i>m</i>)
EU-CITY (<i>m</i>)	IWCON-TEL NO. (<i>m</i>)	IWO* (<i>m</i>)
EU-STATE (<i>m</i>)		
EU-ZIP CODE (<i>m</i>)		
REMARKS (<i>m</i>) [See Business Rules in Data Element Dictionary for more information.]		

" " = mandatory entry; * = when this optional field is populated, it forces at least one of the conditional fields to become REQUIRED; (*m*) = for manual ordering only; (*e*) = for electronic ordering only

3.4.4 REQTYP A / ACT V

LSR (EELs) — <i>REQTYP A / ACT V</i>		
Required	Conditional	Optional
CCNA (<i>m</i>)	VER (<i>m</i>)	PROJECT (<i>m</i>)
PON (<i>m</i>)	SUP (<i>m</i>)	EXP (<i>m</i>)
AN (<i>m</i>)	AI (<i>m</i>)	SCA (<i>m</i>)
SC = " LCSC " (<i>m</i>)	APOT (<i>m</i>)	RPON (<i>m</i>)
PG_OF_ (<i>m</i>)	CUST (<i>m</i>)	RORD(<i>m</i>)
D/TSENT (<i>m</i>)	BI1 (<i>m</i>)	DRC* (<i>m</i>)
DDD (<i>m</i>)	BI2 (<i>m</i>)	DSGCON-FAX NO. (<i>m</i>)
REQTYP = "AB " (<i>m</i>)	BAN2 (<i>m</i>)	DSGCON-FLOOR (<i>m</i>)

- continued -

- continued -

LSR (EELs) — <i>REQTYP A / ACT V</i>		
Required	Conditional	Optional
ACT = "V" (m)	DSGCON (m)	DSGCON-ROOM (m)
CC (m)	DSGCON-TEL NO. (m)	REMARKS (m)
ACTL (m)	DSGCON-STREET (m)	
LSO (m)	DSGCON-CITY (m)	
TOS (m)	DSGCON- STATE (m)	
NC (m)	DSGCON-ZIP CODE (m)	
NCI (m)		
SECNCI (m)		
BAN1 (m)		
ACNA (m)		
INIT (m)		
INIT-TEL NO. (m)		
INIT-FAX NO. (m)		
IMPCON (m)		
IMPCON-TEL NO. (m)		
REMARKS (m) [See Business Rules in Data Element Dictionary for more information.]		

" " = mandatory entry; * = when this optional field is populated, it forces at least one of the conditional fields to become REQUIRED; (m) = for manual ordering only; (e) = for electronic ordering only

EU (EELs) — <i>REQTYP A / ACT V</i>		
Required	Conditional	Optional
PON (m)	VER (m)	EU-FLOOR (m)
AN (m)	SASF (m)	EU-ROOM (m)
PG_OF_ (m)	SASD (m)	EU-BLDG (m)
EU-NAME (m)	SATH (m)	LCON-NAME (m)
SASN (m)	SASS (m)	LCON-TEL NO. (m)
SANO (m) or SADLO (m)	IWCON (m)	ACC (m)
EU-CITY (m)	IWCON-TEL NO. (m)	IWO* (m)
EU-STATE (m)	FB-BILLNM (m)	FBI* (m)
EU-ZIP CODE (m)	FB-STREET (m)	FB-FLOOR (m)
	FB-CITY (m)	FB-ROOM (m)
	FB-STATE (m)	DISC NBR (m)
	FB-ZIP CODE (m)	DQTY (m)
	FB-BILLCON (m)	
	FB-BILLCON-TEL NO. (m)	
	DNUM (m)	
	EATN (m)	

" " = mandatory entry; * = when this optional field is populated, it forces at least one of the conditional fields to become REQUIRED; (m) = for manual ordering only; (e) = for electronic ordering only

3.4.5 LNA Tables for EELs

The following charts show the Required, Conditional and Optional (R/C/O) fields for the LS form for the valid Line Level Activities (LNAs). The following charts are organized by type of loop or interoffice channel (IOC), and then by the valid LNAs within each type of loop. Each chart will have a heading describing the type of loop and LNA to which that chart applies. Please refer to the **Completing the LS Form** Section for a listing of the valid LNAs for each account level activity. All unmentioned fields are either invalid, not applicable or prohibited. Populating any other fields may result in a fatal reject or a clarification of the service request.

Please note the following codes:

- Mandatory entries are indicated by quotation marks ("xxx").
- Optional fields marked with an asterisk (*) force at least one of the conditional fields to become required when populated.
- Fields used only for manual orders are followed by (m).
- Fields used only for electronic orders are followed by (e).

See the **Data Element Dictionary** Section for additional information on each of the fields listed below.

3.4.5.1 LNA = N

LS (Designed Analog Loop and IOC) — LNA = N		
Required	Conditional	Optional
PON (m)	VER (m)	TSP (m)
AN (m)	JK CODE (m)	JR* (m)
LQTY (m)	JK NUM (m)	NIDR* (m)
PG_OF_ (m)	JK POS (m)	
LNUM (m)	IWJK (m)	
LNA = " N " (m)	IWJQ (m)	
CABLE ID (m)	ECCKT (m)	
CHAN/PAIR (m)		
REMARKS (m) [See Business Rules in Data Element Dictionary for more information.]		

" " = mandatory entry; * = when this optional field is populated, it forces at least one of the conditional fields to become REQUIRED; (m) = for manual ordering only; (e) = for electronic ordering only

LS (DS-0 Loop and IOC) — LNA = N		
Required	Conditional	Optional
PON (m)	VER (m)	TSP (m)
AN (m)	JK CODE (m)	NIDR* (m)
LQTY (m)	ECCKT (m)	
PG_OF_ (m)		

- continued -

- continued -

LS (DS-0 Loop and IOC) — LNA = N		
Required	Conditional	Optional
LNUM (<i>m</i>)		
LNA = " N " (<i>m</i>)		
CABLE ID (<i>m</i>)		
CHAN/PAIR (<i>m</i>)		
REMARKS (<i>m</i>) [See Business Rules in Data Element Dictionary for more information.]		

" " = mandatory entry; * = when this optional field is populated, it forces at least one of the conditional fields to become REQUIRED; (*m*) = for manual ordering only; (*e*) = for electronic ordering only

LS (ISDN-BRI Loop) — LNA = N		
Required	Conditional	Optional
PON (<i>m</i>)	VER (<i>m</i>)	TSP (<i>m</i>)
AN (<i>m</i>)	JK CODE (<i>m</i>)	NIDR* (<i>m</i>)
LQTY (<i>m</i>)	ECCKT (<i>m</i>)	JR* (<i>m</i>)
PG_OF_ (<i>m</i>)		
LNUM (<i>m</i>)		
LNA = " N " (<i>m</i>)		
CABLE ID (<i>m</i>)		
CHAN/PAIR (<i>m</i>)		
REMARKS (<i>m</i>) [See Business Rules in Data Element Dictionary for more information.]		

" " = mandatory entry; * = when this optional field is populated, it forces at least one of the conditional fields to become REQUIRED; (*m*) = for manual ordering only; (*e*) = for electronic ordering only

LS (DS-1 Loop and IOC) — LNA = N		
Required	Conditional	Optional
PON (m)	VER (m)	TSP (m)
AN (m)	JK CODE (m)	JR* (m)
LQTY (m)	ECCKT (m)	NIDR* (m)
PG_OF_ (m)		
LNUM (m)		
LNA = " N " (m)		
CFA (m)		
REMARKS (m) [See Business Rules in Data Element Dictionary for more information.]		

" " = mandatory entry; * = when this optional field is populated, it forces at least one of the conditional fields to become REQUIRED; (m) = for manual ordering only; (e) = for electronic ordering only

LS (DS-3 Loop and IOC) — LNA = N		
Required	Conditional	Optional
PON (m)	VER (m)	TSP (m)
AN (m)	JK CODE (m)	JR* (m)
LQTY (m)	ECCKT (m)	NIDR* (m)
PG_OF_ (m)		
LNUM (m)		
LNA = " N " (m)		
CFA (m)		
REMARKS (m) [See Business Rules in Data Element Dictionary for more information.]		

" " = mandatory entry; * = when this optional field is populated, it forces at least one of the conditional fields to become REQUIRED; (m) = for manual ordering only; (e) = for electronic ordering only

LS (STS-1 Loop and IOC) — LNA = N		
Required	Conditional	Optional
PON (m)	VER (m)	TSP (m)
AN (m)	JK CODE (m)	JR* (m)
LQTY (m)	ECCKT (m)	NIDR* (m)
PG_OF_ (m)		
LNUM (m)		
LNA = " N " (m)		
CFA (m)		
REMARKS (m) [See Business Rules in Data Element Dictionary for more information.]		

" " = mandatory entry; * = when this optional field is populated, it forces at least one of the conditional fields to become REQUIRED; (m) = for manual ordering only; (e) = for electronic ordering only

3.4.5.2 LNA = C

LS (Designed Analog Loop and IOC) — LNA = C		
Required	Conditional	Optional
PON (m)	VER (m)	TSP (m)
AN (m)		ECCKT (m)
LQTY (m)		REMARKS (m)
PG_OF_ (m)		
LNUM (m)		
LNA = " C " (m)		
CABLE ID (m)		
CHAN/PAIR (m)		

" " = mandatory entry; * = when this optional field is populated, it forces at least one of the conditional fields to become REQUIRED; (m) = for manual ordering only; (e) = for electronic ordering only

LS (DS-0 Loop and IOC) — LNA = C		
Required	Conditional	Optional
PON (<i>m</i>)	VER (<i>m</i>)	TSP (<i>m</i>)
AN (<i>m</i>)		ECCKT (<i>m</i>)
LQTY (<i>m</i>)		REMARKS (<i>m</i>)
PG_OF_ (<i>m</i>)		
LNUM (<i>m</i>)		
LNA = "C" (<i>m</i>)		
CABLE ID (<i>m</i>)		
CHAN/PAIR (<i>m</i>)		

" " = mandatory entry; * = when this optional field is populated, it forces at least one of the conditional fields to become REQUIRED; (*m*) = for manual ordering only; (*e*) = for electronic ordering only

LS (ISDN-BRI Loop) — LNA = C		
Required	Conditional	Optional
PON (<i>m</i>)	VER (<i>m</i>)	TSP (<i>m</i>)
AN (<i>m</i>)		ECCKT (<i>m</i>)
LQTY (<i>m</i>)		REMARKS (<i>m</i>)
PG_OF_ (<i>m</i>)		
LNUM (<i>m</i>)		
LNA = " C " (<i>m</i>)		
CABLE ID (<i>m</i>)		
CHAN/PAIR (<i>m</i>)		

" " = mandatory entry; * = when this optional field is populated, it forces at least one of the conditional fields to become REQUIRED; (*m*) = for manual ordering only; (*e*) = for electronic ordering only

LS (DS-1 Loop and IOC) — LNA = C		
Required	Conditional	Optional
PON (<i>m</i>)	VER (<i>m</i>)	TSP (<i>m</i>)
AN (<i>m</i>)		ECCKT (<i>m</i>)
LQTY (<i>m</i>)		REMARKS (<i>m</i>)

- continued -

LS (DS-1 Loop and IOC) — LNA = C		
Required	Conditional	Optional
PG_OF_ (<i>m</i>)		
LNUM (<i>m</i>)		
LNA = " C " (<i>m</i>)		
CFA (<i>m</i>)		

" " = mandatory entry; * = when this optional field is populated, it forces at least one of the conditional fields to become REQUIRED; (*m*) = for manual ordering only; (*e*) = for electronic ordering only

LS (DS-3 Loop and IOC) — LNA = C		
Required	Conditional	Optional
PON (<i>m</i>)	VER (<i>m</i>)	TSP (<i>m</i>)
AN (<i>m</i>)		ECCKT (<i>m</i>)
LQTY (<i>m</i>)		REMARKS (<i>m</i>)
PG_OF_ (<i>m</i>)		
LNUM (<i>m</i>)		
LNA = " C " (<i>m</i>)		
CFA (<i>m</i>)		

" " = mandatory entry; * = when this optional field is populated, it forces at least one of the conditional fields to become REQUIRED; (*m*) = for manual ordering only; (*e*) = for electronic ordering only

LS (STS-1 Loop and IOC) — LNA = C		
Required	Conditional	Optional
PON (<i>m</i>)	VER (<i>m</i>)	TSP (<i>m</i>)
AN (<i>m</i>)		ECCKT (<i>m</i>)
LQTY (<i>m</i>)		REMARKS (<i>m</i>)
PG_OF_ (<i>m</i>)		
LNUM (<i>m</i>)		

- continued -

- continued -

LS (STS-1 Loop and IOC) — LNA = C		
Required	Conditional	Optional
LNA = " C " (<i>m</i>)		
CFA (<i>m</i>)		

" " = mandatory entry; * = when this optional field is populated, it forces at least one of the conditional fields to become REQUIRED; (*m*) = for manual ordering only; (*e*) = for electronic ordering only

3.4.5.3 LNA = D

LS (Designed Analog Loop and IOC) — LNA = D		
Required	Conditional	Optional
PON (<i>m</i>)	VER (<i>m</i>)	
AN (<i>m</i>)		
LQTY (<i>m</i>)		
PG_OF_ (<i>m</i>)		
LNUM (<i>m</i>)		
ECCKT (<i>m</i>)		
LNA = " D " (<i>m</i>)		

" " = mandatory entry; * = when this optional field is populated, it forces at least one of the conditional fields to become REQUIRED; (*m*) = for manual ordering only; (*e*) = for electronic ordering only

LS (DS-0 Loop and IOC) — LNA = D		
Required	Conditional	Optional
PON (<i>m</i>)	VER (<i>m</i>)	
AN (<i>m</i>)		
LQTY (<i>m</i>)		
PG_OF_ (<i>m</i>)		
LNUM (<i>m</i>)		
ECCKT (<i>m</i>)		
LNA = " D " (<i>m</i>)		

" " = mandatory entry; * = when this optional field is populated, it forces at least one of the conditional fields to become REQUIRED; (*m*) = for manual ordering only; (*e*) = for electronic ordering only

LS (ISDN-BRI Loop) — LNA = D		
Required	Conditional	Optional
PON (<i>m</i>)	VER (<i>m</i>)	
AN (<i>m</i>)		
LQTY (<i>m</i>)		
LNUM (<i>m</i>)		
PG_OF_ (<i>m</i>)		
ECCKT (<i>m</i>)		
LNA = " D " (<i>m</i>)		

" " = mandatory entry; * = when this optional field is populated, it forces at least one of the conditional fields to become REQUIRED; (*m*) = for manual ordering only; (*e*) = for electronic ordering only

LS (DS-1 Loop and IOC) — LNA = D		
Required	Conditional	Optional
PON (<i>m</i>)	VER (<i>m</i>)	
AN (<i>m</i>)		
LQTY (<i>m</i>)		
LNUM (<i>m</i>)		
PG_OF_ (<i>m</i>)		
ECCKT (<i>m</i>)		
LNA = " D " (<i>m</i>)		

" " = mandatory entry; * = when this optional field is populated, it forces at least one of the conditional fields to become REQUIRED; (*m*) = for manual ordering only; (*e*) = for electronic ordering only

LS (DS-3 Loop and IOC) — LNA = D		
Required	Conditional	Optional
PON (<i>m</i>)	VER (<i>m</i>)	
AN (<i>m</i>)		
LQTY (<i>m</i>)		
LNUM (<i>m</i>)		

- continued -

- continued -

LS (DS-3 Loop and IOC) — LNA = D		
Required	Conditional	Optional
PG_OF_ (<i>m</i>)		
ECCKT (<i>m</i>)		
LNA = " D " (<i>m</i>)		

" " = mandatory entry; * = when this optional field is populated, it forces at least one of the conditional fields to become REQUIRED; (*m*) = for manual ordering only; (*e*) = for electronic ordering only

LS (STS-1 Loop and IOC) — LNA = D		
Required	Conditional	Optional
PON (<i>m</i>)	VER (<i>m</i>)	
AN (<i>m</i>)		
LQTY (<i>m</i>)		
LNUM (<i>m</i>)		
PG_OF_ (<i>m</i>)		
ECCKT (<i>m</i>)		
LNA = " D " (<i>m</i>)		

" " = mandatory entry; * = when this optional field is populated, it forces at least one of the conditional fields to become REQUIRED; (*m*) = for manual ordering only; (*e*) = for electronic ordering only

3.4.5.4 LNA = V

LS (Designed Analog Loop and IOC) — LNA = V		
Required	Conditional	Optional
PON (<i>m</i>)	VER (<i>m</i>)	TSP (<i>m</i>)
AN (<i>m</i>)	JK CODE (<i>m</i>)	JR* (<i>m</i>)
LQTY (<i>m</i>)	JK NUM (<i>m</i>)	NIDR* (<i>m</i>)
PG_OF_ (<i>m</i>)	JK POS (<i>m</i>)	
LNUM (<i>m</i>)	IWJK (<i>m</i>)	
LNA = " V " (<i>m</i>)	IWJQ (<i>m</i>)	

- continued -

- continued -

LS (Designed Analog Loop and IOC) — LNA = V		
Required	Conditional	Optional
CABLE ID (<i>m</i>)		
CHAN/PAIR (<i>m</i>)		
DISC NBR (<i>m</i>) or ECCKT (<i>m</i>)		
REMARKS (<i>m</i>) [See Business Rules in Data Element Dictionary for more information.]		

" " = mandatory entry; * = when this optional field is populated, it forces at least one of the conditional fields to become REQUIRED; (*m*) = for manual ordering only; (*e*) = for electronic ordering only

LS (DS-0 Loop and IOC) — LNA = V		
Required	Conditional	Optional
PON (<i>m</i>)	VER (<i>m</i>)	TSP (<i>m</i>)
AN (<i>m</i>)	JK CODE (<i>m</i>)	NIDR* (<i>m</i>)
LQTY (<i>m</i>)		
PG_OF_ (<i>m</i>)		
LNUM (<i>m</i>)		
LNA = " V " (<i>m</i>)		
CABLE ID (<i>m</i>)		
CHAN/PAIR (<i>m</i>)		
DISC NBR (<i>m</i>) or ECCKT (<i>m</i>)		
REMARKS (<i>m</i>) [See Business Rules in Data Element Dictionary for more information.]		

" " = mandatory entry; * = when this optional field is populated, it forces at least one of the conditional fields to become REQUIRED; (*m*) = for manual ordering only; (*e*) = for electronic ordering only

LS (ISDN-BRI Loop) — LNA = V		
Required	Conditional	Optional
PON (m)	VER (m)	TSP (m)
AN (m)	JK CODE (m)	NIDR* (m)
LQTY (m)		JR* (m)
PG_OF_ (m)		
LNUM (m)		
LNA = " V " (m)		
CABLE ID (m)		
CHAN/PAIR (m)		
ECCKT (m)		
REMARKS (m) [See Business Rules in Data Element Dictionary for more information.]		

" " = mandatory entry; * = when this optional field is populated, it forces at least one of the conditional fields to become REQUIRED; (m) = for manual ordering only; (e) = for electronic ordering only

LS (DS-1 Loop and IOC) — LNA = V		
Required	Conditional	Optional
PON (m)	VER (m)	TSP (m)
AN (m)	JK CODE (m)	JR* (m)
LQTY (m)	ECCKT (m)	NIDR* (m)
PG_OF_ (m)		
LNUM (m)		
LNA = " V " (m)		
CFA (m)		

- continued -

- continued -

LS (DS-1 Loop and IOC) — LNA = V		
Required	Conditional	Optional
ECCKT (<i>m</i>)		
REMARKS (<i>m</i>) [See Business Rules in Data Element Dictionary for more information.]		

" " = mandatory entry; * = when this optional field is populated, it forces at least one of the conditional fields to become REQUIRED; (*m*) = for manual ordering only; (*e*) = for electronic ordering only

LS (DS-3 Loop and IOC) — LNA = V		
Required	Conditional	Optional
PON (<i>m</i>)	VER (<i>m</i>)	TSP (<i>m</i>)
AN (<i>m</i>)	JK CODE (<i>m</i>)	JR* (<i>m</i>)
LQTY (<i>m</i>)	ECCKT (<i>m</i>)	NIDR* (<i>m</i>)
PG_OF_ (<i>m</i>)		
LNUM (<i>m</i>)		
LNA = " V " (<i>m</i>)		
CFA (<i>m</i>)		
ECCKT (<i>m</i>)		
REMARKS (<i>m</i>) [See Business Rules in Data Element Dictionary for more information.]		

" " = mandatory entry; * = when this optional field is populated, it forces at least one of the conditional fields to become REQUIRED; (*m*) = for manual ordering only; (*e*) = for electronic ordering only

LS (STS-1 Loop and IOC) — LNA = V		
Required	Conditional	Optional
PON (<i>m</i>)	VER (<i>m</i>)	TSP (<i>m</i>)
AN (<i>m</i>)	JK CODE (<i>m</i>)	JR* (<i>m</i>)

- continued -

LS (STS-1 Loop and IOC) — LNA = V		
Required	Conditional	Optional
LQTY (m)	ECCKT (m)	NIDR* (m)
PG_OF_ (m)		
LNUM (m)		
LNA = " V " (m)		
CFA (m)		
ECCKT (m)		
REMARKS (m) [See Business Rules in Data Element Dictionary for more information.]		

" " = mandatory entry; * = when this optional field is populated, it forces at least one of the conditional fields to become REQUIRED; (m) = for manual ordering only; (e) = for electronic ordering only

3.5 Network Interface Devices (NIDs)

Network Interface Device (NID) Access is designed to allow the CLECs the opportunity to connect their loop to the inside wiring portion of BellSouth's NID. It is expected that the CLEC will provision a loop and a NID to the end user's premises. In these circumstances, the CLEC may perform a physical cross-connect of the inside wire to their loop. This will provide a communications pathway from the CLEC through the BellSouth NID to the end user's inside wire.

There are six types of NIDs available:

- NID 1: 1 to 2 lines
- NID 2: 1 to 2 lines, NID to NID Cross Connect 2-Wire
- NID 3: 1 to 2 lines, NID to NID Cross Connect 4-Wire
- NID 4: 1 to 6 lines
- NID 5: 1 to 6 lines, NID to NID Cross Connect 2-Wire
- NID 6: 1 to 6 lines, NID to NID Cross Connect 4-Wire

3.5.1 Ordering Forms

The following chart illustrates the required, conditional and optional forms for ordering this service. Detailed information will follow to assist you in filling out each of these forms.

REQTYP / SERVICE TYPE	Forms												
	SI	LSR	Hunting	EU	DL	DSCR	RS	DRS	PS	NP	LS	LSNP	Proprietary
A Network Interface Devices (NIDs)		R		R							R		

R = Required C = Conditional O = Optional

3.5.1.1 Completing the LSR and EU Forms

The Required, Conditional, and Optional (R/C/O) fields on the LSR and EU forms will be given for every valid REQTYP/ACT combination in the **REQTYP / ACT Combination** Section.

The following chart shows all of the valid account level activities for this requisition type.

REQTYP	ACTIVITY TYPE (ACCOUNT LEVEL)													
	N	C	D	T	R	V	S	B	W	L	Y	P	Q	
A Network Interface Devices (NIDs)	X													

Note: " X " denotes valid account level activities. A blank entry indicates a non-valid account level activity.

Account level activities (ACT) apply to the entire account. The ACTs are defined below:

- ⇒ **N** = New installation and/or account
- ⇒ **C** = Change an existing account (e.g., Rearrangement, Partial disconnect or addition)
- ⇒ **D** = Disconnection
- ⇒ **T** = Outside move of end user location
- ⇒ **R** = Record activity is for ordering administrative changes
- ⇒ **V** = Full Conversion of service **as specified** to new Local Service Provider (LSP)
- ⇒ **S** = Seasonal suspend or restore partial account
- ⇒ **B** = Restore **full** account or restore denied account
- ⇒ **W** = Full Conversion of service **as is**

- ⇒ **L** = Seasonal suspension **full** account
- ⇒ **Y** = Deny (non-payment)
- ⇒ **P** = Conversion of service **as specified**: Partial Migration - Initial
- ⇒ **Q** = Conversion of service **as specified**: Partial Migration - Subsequent

3.5.1.2 Completing the LS Form

The Loop Service (LS) form may be required or invalid depending on the account level activity. Each account level activity has valid Line Level Activities (LNAs). These LNAs determine how, or if, the LS form should be populated.

Line level activities (LNA) apply to the specified line only. The LNAs are defined below:

- ⇒ **N** = New Installation (e.g., new line or additional line)
- ⇒ **C** = Change or Modification to an Existing Line
- ⇒ **D** = Disconnection
- ⇒ **X** = Telephone Number Change
- ⇒ **V** = Conversion or Migration to new LSP **as specified**

- ⇒ **W** = Conversion or Migration **as is**
- ⇒ **P** = PIC Change
- ⇒ **L** = Seasonal Suspend
- ⇒ **B** = Restore

The following chart gives the valid LNAs for each account level activity (ACT) and the associated LS form usage.

If ACT is:	Then LNA is	And LS form is:
N	N	Required

The RCO fields for the Loop Service (LS) form are listed according to the Line Level Activity (LNA) in the **LNA Tables** Section.

3.5.2 REQTYP / ACT Combinations

The following charts show the Required, Conditional and Optional (R/C/O) fields on the LSR and EU forms for the valid REQTYP /ACT combinations. LSR and EU forms for a valid REQTYP/ACT combination are paired together. All unmentioned fields are either invalid, not applicable or prohibited. Populating any other fields may result in a fatal reject or a clarification of the service request.

Please note the following codes:

- Mandatory entries are indicated by quotation marks ("xxx").
- Optional fields marked with an asterisk (*) force at least one of the conditional fields to become required when populated.
- Fields used only for manual orders are followed by (m).
- Fields used only for electronic orders are followed by (e).

See the **Data Element Dictionary** Section for additional information on each of the fields listed below.

3.5.2.1 REQTYP A / ACT N

LSR (Network Interface Devices)— <i>REQTYP A / ACT N</i>		
Required	Conditional	Optional
CCNA (<i>m</i>)	VER (<i>m</i>)	EXP (<i>m</i>)
PON (<i>m</i>)	SUP (<i>m</i>)	RPON (<i>m</i>)
AN (<i>m</i>)	CUST (<i>m</i>)	RORD (<i>m</i>)
PG_OF_ (<i>m</i>)		REMARKS (<i>m</i>)
SC = " LCSC " (<i>m</i>)		
D/TSENT (<i>m</i>)		
DDD (<i>m</i>)		
PROJECT (<i>m</i>)		
REQTYP = "AB " (<i>m</i>)		
ACT = 'N '(<i>m</i>)		
CC (<i>m</i>)		
ACTL (<i>m</i>)		
LSO (<i>m</i>)		
TOS (<i>m</i>)		
NC (<i>m</i>)		
CIC (<i>m</i>)		
BAN1 (<i>m</i>)		
ACNA (<i>m</i>)		
INIT (<i>m</i>)		
INIT-TEL NO. (<i>m</i>)		
INIT-FAX NO. (<i>m</i>)		

- continued -

- continued -

LSR (Network Interface Devices)— <i>REQTYP A / ACT N</i>		
Required	Conditional	Optional
IMPCON (<i>m</i>)		
IMPCON-TEL NO. (<i>m</i>)		

" " = mandatory entry; * = when this optional field is populated, it forces at least one of the conditional fields to become REQUIRED; (*m*) = for manual ordering only; (*e*) = for electronic ordering only

EU (Network Interface Devices) — <i>REQTYP A / ACT N</i>		
Required	Conditional	Optional
PON (<i>m</i>)	VER (<i>m</i>)	ACC (<i>m</i>)
AN (<i>m</i>)	SASF (<i>m</i>)	EU-FLOOR (<i>m</i>)
PG_OF_ (<i>m</i>)	SASD (<i>m</i>)	EU-ROOM (<i>m</i>)
EU-NAME (<i>m</i>)	SATH (<i>m</i>)	EU-BLDG (<i>m</i>)
SANO (<i>m</i>) or SADLO (<i>m</i>)	SASS (<i>m</i>)	LCON-NAME (<i>m</i>)
SASN (<i>m</i>)		LCON-TEL NO. (<i>m</i>)
EU-CITY (<i>m</i>)		
EU-STATE (<i>m</i>)		
EU-ZIP CODE (<i>m</i>)		

" " = mandatory entry; * = when this optional field is populated, it forces at least one of the conditional fields to become REQUIRED; (*m*) = for manual ordering only; (*e*) = for electronic ordering only

3.5.3 LNA Tables for NIDs

The following charts show the Required, Conditional and Optional (R/C/O) fields for the LS form for the valid Line Level Activities (LNAs). All unmentioned fields are either invalid, not applicable or prohibited. Populating any other fields may result in a fatal reject or a clarification of the service request.

Please note the following codes:

Mandatory entries are indicated by quotation marks ("xxx").

Optional fields marked with an asterisk (*) force at least one of the conditional fields to become required when populated.

Fields used only for manual orders are followed by (m).

Fields used only for electronic orders are followed by (e).

See the **Data Element Dictionary** Section for additional information on each of the fields listed below.

3.5.3.1 LNA = N

LNA = N — <i>Network Interface Devices</i>		
Required	Conditional	Optional
PON (m)	VER (m)	JR* (m)
AN (m)	JK CODE (m)	NIDR* (m)
LQTY (m)	JK NUM (m)	
LNUM (m)	JK POS (m)	
PG_OF_ (m)	IWJK (m)	
LNA = " N " (m)	IWJQ (m)	

" " = mandatory entry; * = when this optional field is populated, it forces at least one of the conditional fields to become REQUIRED; (m) = for manual ordering only; (e) = for electronic ordering only

3.6 Unbundled Copper Loop (UCL)

Unbundled Copper Loop (UCL) is a dedicated metallic transmission facility from BST's MDF (Main Distribution Frame) to a customer's premise.

There are two lengths of UCL:

- Unbundled Copper Loop Short (UCL-S) will be any copper loop that is shorter than 18kft
- Unbundled Copper Loop Long (UCL-L) will be any copper loop that is greater than 18kft

There are a total of four types of Unbundled Copper Loops: This loop is not intended to support any particular service and may be utilized by the CLEC to provide a wide-range of telecommunications services so long as those services do not adversely effect BST's network. This facility will include a Network Interface Device at the customer's location for the purpose of connecting the loop to the customer's inside wire.

- 2-Wire UCL-S
- 2-Wire UCL-L
- 4-Wire UCL-S
- 4-Wire UCL-L

The CLEC may use BST's Unbundled Loop Modification (ULM) offering to remove bridge tap and/or load coils from any loop within the BST network. If load coils are removed from a loop, that loop will then be classified as either an UCL-S or a UCL-L depending upon a total length of that loop. The CLEC will send an order for the loop that they want and ULM requirements to the LCSC.

3.6.1 Ordering Forms

The following chart illustrates the required, conditional and optional forms for ordering this service. Detailed information will follow to assist you in filling out each of these forms.

REQTYP / SERVICE TYPE	Forms												
	SI	LSR	Hunting	EU	DL	DSCR	RS	DRS	PS	NP	LS	LSNP	Proprietary
A Unbundled Copper Loop	R	R		R							R		

R = Required C = Conditional O = Optional

3.6.1.1 Service Inquiry Form Instructions

Manual Service Inquiry Process

The SI form is reproduced at the end of this section. The instructions for the manual SI Process are:

1. Service Inquiry is needed for this product and will be sent with the LSR to the CRSG/Account Team.
2. The CRSG/Account Team will send the SI to the OSPE to make the determination if BST facilities are available or not to provide the service for the CLEC.
3. The OSPE will send the completed SI to the CRSG/Account Team.
4. If the SI advises that the product can be provided, then the CRSG/Account Team will send the completed SI and the LSR to the LCSC to begin the service order process.

OR

If BST facilities are not available, then the CLEC would have to pay Special Construction Charges, if the CLEC requests BST to place facilities to a location where they do not currently exist.

OR

If the SI reflects that BST facilities are not available, but there is a pending BST job that will provide the necessary facilities, then the CRSG/Account Team will advise the CLEC of the pending job and the ECD. OSPE will advise the CRSG/Account Team via the completed SI that the BST job has been completed and that BST facilities are now available to provision the service. The CRSG/Account Team will send the completed SI and LSR to the LCSC to begin the service order process.

Electronic Loop Make Up

The Service Inquiry Form is not required when the CLEC uses the Electronic Loop Make Pre-order Function to qualify the loop. Refer to the BellSouth Pre-Order Business Rules.

If a new facility is being requested, the CLEC must obtain Loop Make-up (LMU) information (either manually or electronically), a Facility Reservation Number and populate the reservation number in the RESID field on the LSR.

If the loop being ordered is a reuse of an existing facility and the CLEC has determined that the facility is compatible to the loop type being ordered, it is not necessary to obtain a RESID. Populate the RESID field with all "X's" and submit the electronic order.

If Loop Modifications are required, a SI and LSR must be submitted manually, following the guidelines in the ADSL/HDSL CLEC information Package.

3.6.1.2 Service Inquiry Form

Note: *The Service Inquiry form is not included in this document. Please contact your Account Team to obtain the form.*

3.6.1.3 Completing the LSR and EU Forms

The Required, Conditional, and Optional (R/C/O) fields on the LSR and EU forms will be given for every valid REQTYT/ACT combination in the **REQTYT / ACT Combination** Section.

The following chart shows all of the valid account level activities for this requisition type.

REQTYT	ACTIVITY TYPE (ACCOUNT LEVEL)												
	N	C	D	T	R	V	S	B	W	L	Y	P	Q
A - Unbundled Copper Loop	X	X	X	X		X							

Note: " X " denotes valid account level activities. A blank entry indicates a non-valid account level activity.

Account level activities (ACT) apply to the entire account. The ACTs are defined below:

- ⇒ **N** = New installation and/or account
- ⇒ **C** = Change an existing account (e.g., Rearrangement, Partial disconnect or addition)
- ⇒ **D** = Disconnection
- ⇒ **T** = Outside move of end user location
- ⇒ **R** = Record activity is for ordering administrative changes

- ⇒ **V** = Full Conversion of service **as specified** to new Local Service Provider (LSP)
- ⇒ **S** = Seasonal suspend or restore partial account
- ⇒ **B** = Restore **full** account or restore denied account
- ⇒ **W** = Full Conversion of service **as is**

- ⇒ **L** = Seasonal suspension **full** account
- ⇒ **Y** = Deny (non-payment)
- ⇒ **P** = Conversion of service **as specified**: Partial Migration - Initial
- ⇒ **Q** = Conversion of service **as specified**: Partial Migration - Subsequent

3.6.1.4 Completing the LS Form

The Loop Service (LS) form may be required or invalid depending on the account level activity. Each account level activity has valid Line Level Activities (LNAs). These LNAs determine how, or if, the LS form should be populated.

Line level activities (LNA) apply to the specified line only. The LNAs are defined below:

- ⇒ **N** = New Installation (e.g., new line or additional line)
- ⇒ **C** = Change or Modification to an Existing Line
- ⇒ **D** = Disconnection
- ⇒ **X** = Telephone Number Change
- ⇒ **V** = Conversion or Migration to new LSP **as specified**

- ⇒ **W** = Conversion or Migration **as is**
- ⇒ **P** = PIC Change
- ⇒ **L** = Seasonal Suspend
- ⇒ **B** = Restore

The following chart gives the valid LNAs for each account level activity (ACT) and the associated LS form usage.

If ACT is:	Then LNA is	And LS form is:
N	N	Required
C	N and D	Required
D	D	Required
T	C	Required
V	N or V	Required

The RCO fields for the Loop Service (LS) form are listed according to the Line Level Activity (LNA) in the **LNA Tables** Section .

3.6.1.5 Completing the DL and DSCR Forms

If directory listings are required, please refer to **REQTYP J** for more information on completing the DL and DSCR forms.

3.6.2 REQTYP / ACT Combinations

The following charts show the Required, Conditional and Optional (R/C/O) fields on the LSR and EU forms for the valid REQTYP /ACT combinations. LSR and EU forms for a valid REQTYP/ACT combination are paired together. All unmentioned fields are either invalid, not applicable or prohibited. Populating any other fields may result in a fatal reject or a clarification of the service request.

Please note the following codes:

- Mandatory entries are indicated by quotation marks ("xxx").
- Optional fields marked with an asterisk (*) force at least one of the conditional fields to become required when populated.
- Fields used only for manual orders are followed by (m).
- Fields used only for electronic orders are followed by (e).

See the **Data Element Dictionary** Section for additional information on each of the fields listed below.

3.6.2.1 REQTYP A / ACT N

LSR (Unbundled Copper Loop) — REQTYP A / ACT N		
Required	Conditional	Optional
CCNA	VER	PROJECT
PON	SUP	EXP
AN	SCA (m)	RPON
PG_OF_ (m)	AI (m)	RORD (m)
SC = " LCSC "	APOT (m)	IMPCON-PAGER
D/TSENT	CUST	DRC*
DDD	DSGCON	DSGCON-FAX NO.
REQTYP = "AB"	DSGCON-TEL NO.	DSGCON-FLOOR
ACT = "N "	DSGCON-STREET	DSGCON-ROOM
CC	DSGCON-CITY	REMARKS

- continued -

- continued -

LSR (Unbundled Copper Loop) — <i>REQTYP A / ACT N</i>		
Required	Conditional	Optional
ACTL	DSGCON-STATE	ALTIMPCON
LSO	DSGCON-ZIP CODE	ALTIMPCON-TEL NO
TOS		ALTIMPCON- PAGER
NC		
NCI		
SECNCI		
CIC		
BAN1		
ACNA		
INIT		
INIT-TEL NO.		
INIT-FAX NO.		
IMPCON		
IMPCON-TEL NO.		
RESID (<i>e</i>)		

" " = mandatory entry; * = when this optional field is populated, it forces at least one of the conditional fields to become REQUIRED; (*m*) = for manual ordering only; (*e*) = for electronic ordering only

EU (Unbundled Copper Loop) — <i>REQTYP A / ACT N</i>		
Required	Conditional	Optional
PON (<i>m</i>)	VER (<i>m</i>)	ACC
AN (<i>m</i>)	SASF	EU-FLOOR
PG_OF_ (<i>m</i>)	SASD	EU-ROOM
EU-NAME	SATH	EU-BLDG
SANO or SADLO	SASS	LCON-NAME

- continued -

- continued -

EU (Unbundled Copper Loop) — REQTYP A / ACT N		
Required	Conditional	Optional
SASN	IWCON (m)	LCON-TEL NO.
EU-CITY	IWCON-TEL NO. (m)	WSOP
EU-STATE		IWO* (m)
EU-ZIP CODE		

" " = mandatory entry; * = when this optional field is populated, it forces at least one of the conditional fields to become REQUIRED; (m) = for manual ordering only; (e) = for electronic ordering only

3.6.2.2 REQTYP A / ACT C

LSR (Unbundled Copper Loop) — REQTYP A / ACT C		
Required	Conditional	Optional
CCNA	VER	PROJECT
PON	SUP	EXP
AN	CUST	RPON
PG_OF_ (m)	DSGCON	IMPCON-PAGER
SC = " LCSC "	DSGCON-TEL NO.	DRC*
D/TSENT	DSGCON-STREET	DSGCON-FAX NO.
DDD	DSGCON-CITY	DSGCON-FLOOR
REQTYP = "AB"	DSGCON-STATE	DSGCON-ROOM
ACT = "C "	DSGCON-ZIP CODE	RORD (m)
CC		REMARKS
ACTL		
LSO		
TOS		
NC		
NCI		

- continued -

- continued -

LSR (Unbundled Copper Loop) — REQTYP A / ACT C		
Required	Conditional	Optional
SECNCI		
CIC		
BAN1		
ACNA		
INIT		
INIT-TEL NO.		
INIT-FAX NO.		
IMPCON		
IMPCON-TEL NO.		
RESID (e)		

" " = mandatory entry; * = when this optional field is populated, it forces at least one of the conditional fields to become REQUIRED; (m) = for manual ordering only; (e) = for electronic ordering only

EU (Unbundled Copper Loop) — REQTYP A / ACT C		
Required	Conditional	Optional
PON (m)	VER (m)	ACC
AN (m)	SASF	EU-FLOOR
PG_OF_ (m)	SASD	EU-ROOM
EU-NAME	SATH	EU-BLDG
SANO or SADLO	SASS	LCON-NAME
SASN	IWCON (m)	LCON-TEL NO.
EU-CITY	IWCON-TEL NO. (m)	WSOP
EU-STATE		IWO* (m)
EU-ZIP CODE		

" " = mandatory entry; * = when this optional field is populated, it forces at least one of the conditional fields to become REQUIRED; (m) = for manual ordering only; (e) = for electronic ordering only

3.6.2.3 REQTYP A / ACT D

LSR (Unbundled Copper Loop) — REQTYP A / ACT D		
Required	Conditional	Optional
CCNA	VER	PROJECT
PON	SUP	RPON
AN	CUST	RORD (m)
PG_OF_ (m)	NCI	IMPCON-PAGER
SC = " LCSC "	SECNCI	REMARKS
D/TSENT		
DDD		
REQTYP = "AB "		
ACT = ''D ''		
CC		
ACTL		
TOS		
NC		
CIC		
BAN1		
ACNA		
INIT		
INIT-TEL NO.		
INIT-FAX NO.		
IMPCON		
IMPCON-TEL NO.		

" " = mandatory entry; * = when this optional field is populated, it forces at least one of the conditional fields to become REQUIRED; (m) = for manual ordering only; (e) = for electronic ordering only

EU (Unbundled Copper Loop) — <i>REQTYP A / ACT D</i>		
Required	Conditional	Optional
PON (<i>m</i>)	VER (<i>m</i>)	FBI*
AN (<i>m</i>)	FB-STREET	FB-BILLNM
PG_OF_ (<i>m</i>)	FB-CITY	FB-FLOOR
EU-NAME	FB-STATE	FB-ROOM
	FB-ZIP CODE	
	FB-BILLCON	
	FB-BILLCON TEL NO.	

" " = mandatory entry; * = when this optional field is populated, it forces at least one of the conditional fields to become REQUIRED; (*m*) = for manual ordering only; (*e*) = for electronic ordering only

3.6.2.4 REQTYP A / ACT T

LSR (Unbundled Copper Loop) — <i>REQTYP A / ACT T</i>		
Required	Conditional	Optional
CCNA	VER	CHC
PON	SUP	PROJECT
AN	CUST	EXP
PG_OF_ (<i>m</i>)	DSGCON	RPON
SC = " LCSC "	DSGCON-TEL NO.	IMPCON-PAGER
D/TSENT	DSGCON-STREET	DRC*
DDD	DSGCON-CITY	DSGCON-FAX NO.
REQTYP = "AB"	DSGCON-STATE	DSGCON-FLOOR
ACT = "T "	DSGCON-ZIP CODE	DSGCON-ROOM
CC		REMARKS
ACTL		
LSO		

- continued -

- continued -

LSR (Unbundled Copper Loop) — REQTYP A / ACT T		
Required	Conditional	Optional
TOS		
NC		
NCI		
SECNCI		
CIC		
BAN1		
ACNA		
INIT		
INIT-TEL NO.		
INIT-FAX NO.		
IMPCON		
IMPCON-TEL NO.		
RESID (<i>e</i>)		

" " = mandatory entry; * = when this optional field is populated, it forces at least one of the conditional fields to become REQUIRED; (*m*) = for manual ordering only; (*e*) = for electronic ordering only

EU (Unbundled Copper Loop) — REQTYP A / ACT T		
Required	Conditional	Optional
PON (<i>m</i>)	VER (<i>m</i>)	ACC
AN (<i>m</i>)	SASF	EU-FLOOR
PG_OF_ (<i>m</i>)	SASD	EU-ROOM
EU-NAME	SATH	EU-BLDG
SANO or SADLO	SASS	LCON-NAME
SASN	IWCON (<i>m</i>)	LCON-TEL NO.
EU-CITY	IWCON-TEL NO. (<i>m</i>)	WSOP

- continued -

- continued -

EU (Unbundled Copper Loop) — REQTYP A / ACT T		
Required	Conditional	Optional
EU-STATE		IWO* (m)
EU-ZIP CODE		RORD (m)

" " = mandatory entry; * = when this optional field is populated, it forces at least one of the conditional fields to become REQUIRED; (m) = for manual ordering only; (e) = for electronic ordering only

3.6.2.5 REQTYP A / ACT V

LSR (Unbundled Copper Loop)— REQTYP A / ACT V		
Required	Conditional	Optional
CCNA	VER	CHC
PON	SUP	PROJECT
AN	SCA (m)	EXP
PG_OF_ (m)	AI (m)	RPON
SC = " LCSC "	APOT (m)	RORD (m)
D/TSENT	CUST	DRC*
DDD	DSGCON	DSGCON-FAX NO.
REQTYP = "AB "	DSGCON-TEL NO.	DSGCON-FLOOR
ACT = "V "	DSGCON-STREET	DSGCON-ROOM
CC	DSGCON-CITY	REMARKS
ACTL	DSGCON-STATE	IMPCON-PAGER
LSO	DSGCON-ZIP CODE	
TOS		
NC		

- continued -

- continued -

LSR (Unbundled Copper Loop)— <i>REQTYP A / ACT V</i>		
Required	Conditional	Optional
NCI		
SECNCI		
CIC		
BAN1		
ACNA		
INIT		
INIT-TEL NO.		
INIT-FAX NO.		
IMPCON		
IMPCON-TEL NO.		
RESID (<i>e</i>)		

" " = mandatory entry; * = when this optional field is populated, it forces at least one of the conditional fields to become REQUIRED; (*m*) = for manual ordering only; (*e*) = for electronic ordering only

EU (Unbundled Copper Loop)— <i>REQTYP A / ACT V</i>		
Required	Conditional	Optional
PON (<i>m</i>)	VER (<i>m</i>)	EU-FLOOR
AN (<i>m</i>)	SASF	EU-ROOM
PG_OF_ (<i>m</i>)	SASD	EU-BLDG
EU-NAME	SATH	LCON-NAME
SASN	SASS	LCON-TEL NO.
SANO or SADLO	IWCON	EUMI (<i>m</i>)
EU-CITY	IWCON-TEL NO.	ACC
EU-STATE	FB-BILLNM	IWO* (<i>m</i>)
EU-ZIP CODE	FB-STREET	FBI*
EATN	FB-CITY	FB-FLOOR
	FB-STATE	FB-ROOM

- continued -

- continued -

EU (Unbundled Copper Loop)— <i>REQTYP A / ACT V</i>		
Required	Conditional	Optional
	FB-ZIP CODE	
	FB-BILLCON	
	FB-BILLCON TEL NO.	

" " = mandatory entry; * = when this optional field is populated, it forces at least one of the conditional fields to become REQUIRED; (m) = for manual ordering only; (e) = for electronic ordering only

3.6.3 LNA Tables for REQTYP A

The following charts show the Required, Conditional and Optional (R/C/O) fields for the LS form for the valid Line Level Activities (LNAs). Please refer to the **Completing the LS Form** Section for a listing of the valid LNAs for each account level activity. All unmentioned fields are either invalid, not applicable or prohibited. Populating any other fields may result in a fatal reject or a clarification of the service request.

Please note the following codes:

- Mandatory entries are indicated by quotation marks ("xxx").
- Optional fields marked with an asterisk (*) force at least one of the conditional fields to become required when populated.
- Fields used only for manual orders are followed by (m).
- Fields used only for electronic orders are followed by (e).

See the **Data Element Dictionary** Section for additional information on each of the fields listed below.

3.6.3.1 LNA = N

LNA = N — <i>Unbundled Copper Loop</i>		
Required	Conditional	Optional
PON (m)	VER (m)	TSP (m)
AN (m)	JK CODE (m)	JR* (m)
LQTY	JK NUM (m)	NIDR* (m)
LNUM	JK POS (m)	

- continued -

- continued -

LNA = N — Unbundled Copper Loop		
Required	Conditional	Optional
PG_OF_ (<i>m</i>)	IWJK (<i>m</i>)	
LNA = " N "	IWJQ (<i>m</i>)	
(CABLE ID andCHAN/PAIR)	REMARKS (<i>m</i>)	
	CHAN/PAIR 2 (<i>e</i>)	

" " = mandatory entry; * = when this optional field is populated, it forces at least one of the conditional fields to become REQUIRED; (*m*) = for manual ordering only; (*e*) = for electronic ordering only

3.6.3.2 LNA = C

LNA = C — Unbundled Copper Loop		
Required	Conditional	Optional
LQTY	CHAN/PAIR 2 (<i>e</i>)	NIDR* (<i>m</i>)
LNUM	JK CODE (<i>m</i>)	
LNA = " C "		
ECCKT		
PG_OF_ (<i>m</i>)		
(CABLE ID and CHAN/PAIR)		

" " = mandatory entry; * = when this optional field is populated, it forces at least one of the conditional fields to become REQUIRED; (*m*) = for manual ordering only; (*e*) = for electronic ordering only

3.6.3.3 LNA = D

LNA = D — Unbundled Copper Loop		
Required	Conditional	Optional
PON (<i>m</i>)	VER (<i>m</i>)	
AN (<i>m</i>)		
LQTY		
PG_OF_ (<i>m</i>)		

- continued -

LNA = D — Unbundled Copper Loop		
Required	Conditional	Optional
LNUM		
LNA = " D "		
ECCKT		

" " = mandatory entry; * = when this optional field is populated, it forces at least one of the conditional fields to become REQUIRED; (m) = for manual ordering only; (e) = for electronic ordering only

3.6.3.4 LNA = V

LNA = V — Unbundled Copper Loop		
Required	Conditional	Optional
PON (m)	VER (m)	TSP (m)
AN (m)	JK CODE (m)	JR* (m)
LQTY	LEATN (m)	NIDR* (m)
LNUM	CHAN/PAIR 2 (e)	REMARKS (m)
PG_OF_ (m)		
LNA = " V "		
(CABLE ID and CHAN/PAIR)		
DISC NBR		

" " = mandatory entry; * = when this optional field is populated, it forces at least one of the conditional fields to become REQUIRED; (m) = for manual ordering only; (e) = for electronic ordering only

3.7 Universal Digital Carrier (UDC)

Universal Digital Carrier (UDC) will be a dedicated digital transmission facility from BST's Main Distribution Frame (MDF) to a customer's premises. This facility will allow the end user to send and receive traffic that utilizes technologies such as ISDN. This facility will include a Network Interface Device (NID) at the customer's location for the purpose of connecting the loop to the customer's inside wire.

UDC may be provided via metallic facilities, Digital Loop Carrier (DLC), or both. The insertion loss of the metallic facility, measured at 40 kHz, shall be less than 42 db. No Digital Carrier (DC) specifications are supported. UDC loops provisioned via copper will support IDSL service, however,

some ISDN loops provisioned via DLC will not. Therefore, if the CLEC wants to ensure IDSL service, the UDC loop must be ordered to ensure proper configuration when DLCs are employed.

3.7.1 Ordering Forms

The following chart illustrates the required, conditional and optional forms for ordering this service. Detailed information will follow to assist you in filling out each of these forms.

REQTYP / SERVICE TYPE	Forms												
	SI	LSR	Hunting	EU	DL	DSCR	RS	DRS	PS	NP	LS	LSNP	Proprietary
A Universal Digital Carrier (UDC)		R		R	O*	O*					R		

R = Required C = Conditional O = Optional

* On manual requests, listings may be submitted with REQTYP A. On electronic requests, listings must be submitted separately on REQTYP J.

3.7.1.1 Completing the LSR and EU Forms

The Required, Conditional, and Optional (R/C/O) fields on the LSR and EU forms will be given for every valid REQTYP/ACT combination in the **REQTYP / ACT Combination** Section.

The following chart shows all of the valid account level activities for this requisition type.

REQTYP	ACTIVITY TYPE (ACCOUNT LEVEL)													
	N	C	D	T	R	V	S	B	W	L	Y	P	Q	
A Universal Digital Carrier (UDC)	X													

Note: " X " denotes valid account level activities. A blank entry indicates a non-valid account level activity.

Account level activities (ACT) apply to the entire account. The ACTs are defined below:

- ⇒ N = New installation and/or account
- ⇒ C = Change an existing account (e.g., Rearrangement, Partial disconnect or addition)
- ⇒ D = Disconnection
- ⇒ T = Outside move of end user location
- ⇒ R = Record activity is for ordering administrative changes

- ⇒ **V** = Full Conversion of service **as specified** to new Local Service Provider (LSP)
- ⇒ **S** = Seasonal suspend or restore partial account
- ⇒ **B** = Restore **full** account or restore denied account
- ⇒ **W** = Full Conversion of service **as is**

- ⇒ **L** = Seasonal suspension **full** account
- ⇒ **Y** = Deny (non-payment)
- ⇒ **P** = Conversion of service **as specified**: Partial Migration - Initial
- ⇒ **Q** = Conversion of service **as specified**: Partial Migration - Subsequent

3.7.1.2 Completing the LS Form

The Loop Service (LS) form may be required or invalid depending on the account level activity. Each account level activity has valid Line Level Activities (LNAs). These LNAs determine how, or if, the LS form should be populated.

Line level activities (LNA) apply to the specified line only. The LNAs are defined below:

- ⇒ **N** = New Installation (e.g., new line or additional line)
- ⇒ **C** = Change or Modification to an Existing Line
- ⇒ **D** = Disconnection
- ⇒ **X** = Telephone Number Change
- ⇒ **V** = Conversion or Migration to new LSP **as specified**

- ⇒ **W** = Conversion or Migration **as is**
- ⇒ **P** = PIC Change
- ⇒ **L** = Seasonal Suspend
- ⇒ **B** = Restore

The following chart gives the valid LNAs for each account level activity (ACT) and the associated LS form usage.

If ACT is:	Then LNA is	And LS form is:
N	N	Required

The RCO fields for the Loop Service (LS) form are listed according to the Line Level Activity (LNA) in the **LNA Tables** Section.

3.7.1.3 Completing the DL and DSCR Forms

If directory listings are required, please refer to **REQTYP J** for more information on completing the DL and DSCR forms.

3.7.2 REQTYP / ACT Combinations

The following charts show the Required, Conditional and Optional (R/C/O) fields on the LSR and EU forms for the valid REQTYP /ACT combinations. LSR and EU forms for a valid REQTYP/ACT combination are paired together. All unmentioned fields are either invalid, not applicable or prohibited. Populating any other fields may result in a fatal reject or a clarification of the service request.

Please note the following codes:

- Mandatory entries are indicated by quotation marks ("xxx").
- Optional fields marked with an asterisk (*) force at least one of the conditional fields to become required when populated.
- Fields used only for manual orders are followed by (m).
- Fields used only for electronic orders are followed by (e).

See the **Data Element Dictionary** Section for additional information on each of the fields listed below.

3.7.2.1 REQTYP A / ACT N

LSR (Universal Digital Carrier) — REQTYP A / ACT N		
Required	Conditional	Optional
CCNA (m)	VER (m)	PROJECT (m)
PON (m)	SUP (m)	RPON (m)
AN (m)	AI (m)	IMPCON-PAGER (m)
PG_OF_ (m)	APOT (m)	DRC* (m)
SC = " LCSC " (m)	CUST (m)	DSGCON-FAX NO. (m)
D/TSENT (m)	DSGCON (m)	DSGCON-FLOOR (m)
DDD (m)	DSGCON-TEL NO. (m)	DSGCON-ROOM (m)
REQTYP = "AB " (m)	DSGCON-STREET (m)	REMARKS (m)
ACT = "N " (m)	DSGCON-CITY (m)	
CC (m)	DSGCON-STATE (m)	

- continued -

- continued -

LSR (Universal Digital Carrier) — REQTYP A / ACT N		
Required	Conditional	Optional
ACTL (m)	DSGCON-ZIP CODE (m)	
LSO (m)		
TOS (m)		
NC (m)		
NCI (m)		
SECNCI (m)		
BANI (m)		
ACNA (m)		
INIT (m)		
INIT-TEL NO. (m)		
INIT-FAX NO. (m)		
IMPCON (m)		
IMPCON-TEL NO. (m)		

" " = mandatory entry; * = when this optional field is populated, it forces at least one of the conditional fields to become REQUIRED; (m) = for manual ordering only; (e) = for electronic ordering only

EU (Universal Digital Carrier) — REQTYP A / ACT N		
Required	Conditional	Optional
PON (m)	VER (m)	ACC (m)
AN (m)	SASF (m)	EU-FLOOR (m)
PG_OF_ (m)	SASD (m)	EU-ROOM (m)
EU - NAME	SATH (m)	EU-BLDG (m)
SANO (m) or SADLO (m)	SASS (m)	LCON-NAME (m)
SASN (m)	IWCON (m)	LCON-TEL NO. (m)

- continued -

- continued -

EU (Universal Digital Carrier) — <i>REQTYP A / ACT N</i>		
Required	Conditional	Optional
EU-CITY (m)	IWCON-TEL NO. (m)	WSOP (m)
EU-STATE (m)		IWO* (m)
EU-ZIP CODE (m)		

" " = mandatory entry; * = when this optional field is populated, it forces at least one of the conditional fields to become REQUIRED; (m) = for manual ordering only; (e) = for electronic ordering only

3.7.3 LNA Tables for Universal Digital Carrier (UDC)

The following charts show the Required, Conditional and Optional (R/C/O) fields for the LS form for the valid Line Level Activities (LNAs). Please refer to the **Completing the LS Form** Section for a listing of the valid LNAs for each account level activity. All unmentioned fields are either invalid, not applicable or prohibited. Populating any other fields may result in a fatal reject or a clarification of the service request.

Please note the following codes:

- Mandatory entries are indicated by quotation marks ("xxx").
- Optional fields marked with an asterisk (*) force at least one of the conditional fields to become required when populated.
- Fields used only for manual orders are followed by (m).
- Fields used only for electronic orders are followed by (e).

See the **Data Element Dictionary** Section for additional information on each of the fields listed below.

3.7.3.1 LNA = N

LNA = N — <i>Universal Digital Carrier</i>		
Required	Conditional	Optional
PON (m)	VER (m)	TSP (m)
AN (m)	JK CODE (m)	SLOT (m)
LQTY (m)	JK NUM (m)	JR* (m)
LNUM (m)	JK POS (m)	NIDR* (m)

- continued -

- continued -

LNA = N — <i>Universal Digital Carrier</i>		
Required	Conditional	Optional
PG_OF_ (m)	IWJK (m)	REMARKS (m)
LNA = " N " (m)	IWJQ (m)	
(CABLE ID and CHAN/PAIR) (m) or CFA (m)		

" " = mandatory entry; * = when this optional field is populated, it forces at least one of the conditional fields to become REQUIRED; (m) = for manual ordering only; (e) = for electronic ordering only

3.8 xDSL Loops

The xDSL Loops are capable loops providing a transmission path between a Collocation agreement and a customer premises, between two customer premises, or between two Collocation arrangements.

Currently, three offerings are available for xDSL Loops:

- 2-Wire ADSL Capable Loop w/Network Interface Device (NID)
- 2-Wire HDSL Capable Loop w/NID
- 4-Wire HDSL Capable Loop w/NID

Asynchronous Digital Subscriber Line (ADSL) is a 2 wire Metallic Interface consisting of metallic facilities only. ADSL is a transport technology only and cannot be transported over Digital Loop Carrier (DLC) or interoffice facilities. High-Bit Rate Digital Subscriber Line (HDSL) is a transport technology that can either be 2 wire or 4 wire. The loop facility consists of only metallic facilities and cannot be transported over Digital Loop Carrier (DLC) or interoffice facilities.

3.8.1 Ordering Forms

The following chart illustrates the required, conditional and optional forms for ordering this service. Detailed information will follow to assist you in filling out each of these forms.

REQTYP / SERVICE TYPE	Forms												
	SI	LSR	Hunting	EU	DL	DSCR	RS	DRS	PS	NP	LS	LSNP	Proprietary
A xDSL Loops	R	R		R							R		

R = Required C = Conditional O = Optional

3.8.1.1 Service Inquiry Form Instructions

The following two subsections provide instructions for the SI Process. The SI form is reproduced at the end of this section.

3.8.1.2 SI Process for ADSL and HDSL Loops:

Manual Service Inquiry Process

1. CLEC will send manual SI (Service Inquiry) *and* LSR for ADSL or HDSL Loop setup to the CRSG/Account Team.
2. CRSG/Account Team will forward the SI to OSPE.
3. The completed SI and LSR will then be forwarded to the LCSC to process the service order to bill the CLEC for appropriate charges and provision the LSR.

Electronic Loop Make Up

The Service Inquiry Form is not required when the CLEC uses the Electronic Loop Make Pre-order Function to qualify the loop. Refer to the BellSouth Pre-Order Business Rules.

If a new facility is being requested, the CLEC must obtain Loop Make-up (LMU) information (either manually or electronically), a Facility Reservation Number and populate the reservation number in the RESID field on the LSR.

If the loop being ordered is a reuse of an existing facility and the CLEC has determined that the facility is compatible to the loop type being ordered, it is not necessary to obtain a RESID. Populate the RESID field with all "X's" and submit the electronic order.

If Loop Modifications are required, a SI and LSR must be submitted manually, following the guidelines in the ADSL/HDSL CLEC information Package.

3.8.1.3 Service Inquiry Form

Note: *The Service Inquiry form is not included in this document. Please contact your Account Team to obtain the form.*

3.8.1.4 Completing the LSR and EU Forms

The Required, Conditional, and Optional (R/C/O) fields on the LSR and EU forms will be given for every valid REQTYP/ACT combination in the **REQTYP / ACT Combination** Section.

The following chart shows all of the valid account level activities for this requisition type.

REQTYP	ACTIVITY TYPE (ACCOUNT LEVEL)												
	N	C	D	T	R	V	S	B	W	L	Y	P	Q
A xDSL Loops	X	X	X	X		X							

Note: " X " denotes valid account level activities. A blank entry indicates a non-valid account level activity.

Account level activities (ACT) apply to the entire account. The ACTs are defined below:

- ⇒ **N** = New installation and/or account
- ⇒ **C** = Change an existing account (e.g., Rearrangement, Partial disconnect or addition)
- ⇒ **D** = Disconnection
- ⇒ **T** = Outside move of end user location
- ⇒ **R** = Record activity is for ordering administrative changes
- ⇒ **V** = Full Conversion of service **as specified** to new Local Service Provider (LSP)
- ⇒ **S** = Seasonal suspend or restore partial account
- ⇒ **B** = Restore **full** account or restore denied account
- ⇒ **W** = Full Conversion of service **as is**

- ⇒ **L** = Seasonal suspension **full** account
- ⇒ **Y** = Deny (non-payment)
- ⇒ **P** = Conversion of service **as specified**: Partial Migration - Initial
- ⇒ **Q** = Conversion of service **as specified**: Partial Migration - Subsequent

3.8.1.5 Completing the LS Form

The Loop Service (LS) form may be required or invalid depending on the account level activity. Each account level activity has valid Line Level Activities (LNAs). These LNAs determine how, or if, the LS form should be populated.

Line level activities (LNA) apply to the specified line only. The LNAs are defined below:

- ⇒ **N** = New Installation (e.g., new line or additional line)
- ⇒ **C** = Change or Modification to an Existing Line
- ⇒ **D** = Disconnection
- ⇒ **X** = Telephone Number Change
- ⇒ **V** = Conversion or Migration to new LSP **as specified**

- ⇒ **W** = Conversion or Migration **as is**
- ⇒ **P** = PIC Change
- ⇒ **L** = Seasonal Suspend
- ⇒ **B** = Restore

The following chart gives the valid LNAs for each account level activity (ACT) and the associated LS (or LSNP) form usage.

If ACT is:	Then LNA is	And LS form is:
N	N	Required
D	D	Required
C	N, D	Required
V	N, V	Required
T	C	Required

The RCO fields for the Loop Service (LS) form are listed according to the Line Level Activity (LNA) in the **LNA Tables** Section.

3.8.2 REQTYT / ACT Combinations

The following charts show the Required, Conditional and Optional (R/C/O) fields on the LSR and EU forms for the valid REQTYT /ACT combinations. LSR and EU forms for a valid REQTYT/ACT combination are paired together. All unmentioned fields are either invalid, not applicable or prohibited. Populating any other fields may result in a fatal reject or a clarification of the service request.

Please note the following codes:

- Mandatory entries are indicated by quotation marks ("xxx").
- Optional fields marked with an asterisk (*) force at least one of the conditional fields to become required when populated.
- Fields used only for manual orders are followed by (m).
- Fields used only for electronic orders are followed by (e).

See the **Data Element Dictionary** Section for additional information on each of the fields listed below.

3.8.2.1 REQTYT A / ACT N

LSR (xDSL Loops) — REQTYT A / ACT N		
Required	Conditional	Optional
CCNA	VER	PROJECT
PON	SUP	EXP
AN	SCA (m)	RPON
PG_OF_ (m)	AI (m)	RORD (m)

- continued -

LSR (xDSL Loops) — REQTYP A / ACT N		
Required	Conditional	Optional
SC = " LCSC "	APOT (<i>m</i>)	DRC*
D/TSENT	CUST	DSGCON-FAX NO.
DDD	DSGCON	DSGCON-FLOOR
REQTYP = " AB "	DSGCON-TEL NO.	DSGCON-ROOM
ACT = "N "	DSGCON-STREET	REMARKS
CC	DSGCON-CITY	ALTIMPCON
ACTL	DSGCON-STATE	ALTIMPCON- TELNO
LSO	DSGCON-ZIP CODE	ALTIMPCON- PAGER
TOS		IMPCON-PAGER
NC		
NCI		
SECNCI		
CIC		
BANI		
ACNA		
INIT		
INIT-TEL NO.		
INIT-FAX NO.		
RESID (<i>e</i>)		
IMPCON		
IMPCON-TEL NO.		

" " = mandatory entry; * = when this optional field is populated, it forces at least one of the conditional fields to become REQUIRED; (*m*) = for manual ordering only; (*e*) = for electronic ordering only

EU (xDSL Loops) — <i>REQTYP A / ACT N</i>		
Required	Conditional	Optional
PON (m)	VER (m)	ACC
AN (m)	SASF	EU-FLOOR
PG_OF_ (m)	SASD	EU-ROOM
EU-NAME	SATH	EU-BLDG
SANO or SADLO	SASS	LCON-NAME
SASN	IWCON (m)	LCON-TEL NO.
EU-CITY	IWCON-TEL NO. (m)	WSOP
EU-STATE		IWO* (m)
EU-ZIP CODE		

" " = mandatory entry; * = when this optional field is populated, it forces at least one of the conditional fields to become REQUIRED; (m) = for manual ordering only; (e) = for electronic ordering only

3.8.2.2

REQTYP A / ACT C

LSR (xDSL Loops) — <i>REQTYP A / ACT C</i>		
Required	Conditional	Optional
CCNA	VER	PROJECT
PON	SUP	EXP
AN	AI (m)	RPON
PG_OF_ (m)	APOT (m)	RORD (m)
SC = " LCSC "	CUST	IMPCON-PAGER
D/SENT	DSGCON	DSGCON-FLOOR
DDD	DSGCON-TEL NO.	DSGCON-ROOM
REQTYP = "AB "	DSGCON-STREET	REMARKS
ACT = ''C ''	DSGCON-CITY	DRC*
CC	DSGCON-STATE	DSCCON-FAX NO

- continued -

- continued -

LSR (xDSL Loops) — REQ TYP A / ACT C		
Required	Conditional	Optional
ACTL	DSGCON-ZIP CODE	ALTIMPCON
LSO		ALTIMPCON TEL NO
TOS		ALTIMPCON PAGER
NC		
NCI		
SECNCI		
CIC		
BAN1		
ACNA		
IMPCON		
IMPCON-TEL NO.		
INIT		
INIT-TEL NO.		
INIT-FAX NO.		
RESID (e)		

" " = mandatory entry; * = when this optional field is populated, it forces at least one of the conditional fields to become REQUIRED; (m) = for manual ordering only; (e) = for electronic ordering only

EU (xDSL Loops) — REQ TYP A / ACT C		
Required	Conditional	Optional
PON (m)	VER (m)	ACC
AN (m)	IWCON	LCON-NAME
PG_OF_ (m)	IWCON-TEL NO.	LCON-TEL NO.
EU-NAME		IWO* (m)

" " = mandatory entry; * = when this optional field is populated, it forces at least one of the conditional fields to become REQUIRED; (m) = for manual ordering only; (e) = for electronic ordering only

3.8.2.3 REQTYP A / ACT D

LSR (xDSL Loops) — REQTYP A / ACT D		
Required	Conditional	Optional
CCNA	VER	PROJECT
PON	SUP	RPON
AN	CUST	RORD (m)
PG_OF_ (m)	NCI	REMARKS
SC = " LCSC "	SECNCI	IMPCON-PAGER
D/TSENT		ALTIMPCON
DDD		ALTIMPCON TEL NO
REQTYP = "AB "		ALTIMPCON PAGER
ACT = ''D ''		
CC		
ACTL		
TOS		
NC		
CIC		
BAN1		
ACNA		
INIT		
INIT-TEL NO.		
INIT-FAX NO.		
IMPCON		
IMPCON-TEL NO.		

" " = mandatory entry; * = when this optional field is populated, it forces at least one of the conditional fields to become REQUIRED; (m) = for manual ordering only; (e) = for electronic ordering only

EU (xDSL Loops) — REQTYP A / ACT D		
Required	Conditional	Optional
PON (m)	VER (m)	FBI*
AN (m)	FB-STREET	FB-BILLNM
PG_OF_ (m)	FB-CITY	FB-FLOOR
EU-NAME	FB-BILLNAM	FB-ROOM
	FB-STATE	
	FB-ZIP CODE	
	FB-BILLCON	
	FB-BILLCON TEL NO.	

" " = mandatory entry; * = when this optional field is populated, it forces at least one of the conditional fields to become REQUIRED; (m) = for manual ordering only; (e) = for electronic ordering only

3.8.2.4 REQTYP A / ACT T

LSR (xDSL Loops) — REQTYP A / ACT T		
Required	Conditional	Optional
CCNA	VER	DFDT (m)
PON	CHC (e)	DFDT* (e) [for ADSL only]
AN	SUP	PROJECT
PG_OF_ (m)	CUST	EXP
SC = " LCSC "	DSGCON	RPON
D/TSENT	DSGCON-TEL NO.	DRC*
DDD	DSGCON-STREET	DSGCON-FAX NO.
REQTYP = " AB "	DSGCON-CITY	DSGCON-FLOOR
ACT = "T "	DSGCON-STATE	DSGCON-ROOM
CC	DSGCON-ZIP CODE	IMPON-PAGER
ACTL		REMARKS

- continued -

- continued -

LSR (xDSL Loops) — REQTYP A / ACT T		
Required	Conditional	Optional
LSO		ALTIMPCON
TOS		ALTIMPCON TEL NO
NC		ALTIMPCON PAGER
NCI		
SECNCI		
CIC		
BAN1		
ACNA		
INIT		
INIT-TEL NO.		
INIT-FAX NO.		
IMPCON		
IMPCON-TEL NO.		
RESID (<i>e</i>)		

" " = mandatory entry; * = when this optional field is populated, it forces at least one of the conditional fields to become REQUIRED; (*m*) = for manual ordering only; (*e*) = for electronic ordering only

EU (xDSL Loops) — REQTYP A / ACT T		
Required	Conditional	Optional
PON (<i>m</i>)	VER (<i>m</i>)	ACC
AN (<i>m</i>)	SASF	EU-FLOOR
PG_OF_ (<i>m</i>)	SASD	EU-ROOM
EU-NAME	SATH	EU-BLDG
SANO or SADLO	SASS	LCON-NAME
SASN	IWCON (<i>m</i>)	LCON-TEL NO.

- continued -

- continued -

EU (xDSL Loops) — <i>REQTYP A / ACT T</i>		
Required	Conditional	Optional
EU-CITY	IWCON-TEL NO. (<i>m</i>)	WSOP
EU-STATE		IWO* (<i>m</i>)
EU-ZIP CODE		

" " = mandatory entry; * = when this optional field is populated, it forces at least one of the conditional fields to become REQUIRED; (*m*) = for manual ordering only; (*e*) = for electronic ordering only

3.8.2.5 REQTYP A / ACT V

LSR (xDSL Loops) — <i>REQTYP A / ACT V</i>		
Required	Conditional	Optional
CCNA	VER	DFDT (<i>m</i>)
PON	SUP	DFDT* (<i>e</i>) [for ADSL only]
AN	SCA (<i>m</i>)	PROJECT
PG_OF_ (<i>m</i>)	AI (<i>m</i>)	EXP
SC = " LCSC "	APOT (<i>m</i>)	RPON
D/TSENT	CUST	RORD (<i>m</i>)
DDD	DSGCON	DRC*
REQTYP = " AB "	DSGCON-TEL NO.	DSGCON-FAX NO.
ACT = " V "	DSGCON-STREET	DSGCON-FLOOR
CC	DSGCON-CITY	DSGCON-ROOM
ACTL	DSGCON-STATE	REMARKS
LSO	DSGCON-ZIP CODE	IMPCON-PAGER
TOS	CHC (<i>e</i>)	ALTIMPCON
NC		ALTIMPCON TEL NO

- continued -

- continued -

LSR (xDSL Loops) — REQTYP A / ACT V		
Required	Conditional	Optional
NCI		ALTIMPCON PAGER
SECNCI		
RESID (e)		
CIC		
BAN1		
ACNA		
INIT		
INIT-TEL NO.		
INIT-FAX NO.		
IMPCON		
IMPCON-TEL NO.		

" " = mandatory entry; * = when this optional field is populated, it forces at least one of the conditional fields to become REQUIRED; (m) = for manual ordering only; (e) = for electronic ordering only

EU (xDSL Loops) — REQTYP A / ACT V		
Required	Conditional	Optional
PON (m)	VER (m)	EU-FLOOR
AN (m)	SASF	EU-ROOM
PG_OF_ (m)	SASD	EU-BLDG
EU-NAME	SATH	LCON-NAME
SASN	SASS	LCON-TEL NO.
SANO or SADLO	IWCON	EUMI (m)
EU-CITY	IWCON-TEL NO.	ACC
EU-STATE	FB-BILLNM	IWO*
EU-ZIP CODE	FB-STREET	FBI*
EATN	FB-CITY	FB-FLOOR

- continued -

- continued -

EU (xDSL Loops) — <i>REQTYP A / ACT V</i>		
Required	Conditional	Optional
	FB-STATE	FB-ROOM
	FB-ZIP CODE	
	FB-BILLCON	
	FB-BILLCON TEL NO.	

" " = mandatory entry; * = when this optional field is populated, it forces at least one of the conditional fields to become REQUIRED; (m) = for manual ordering only; (e) = for electronic ordering only

3.8.3 LNA Tables for xDSL Loops

The following charts show the Required, Conditional and Optional (R/C/O) fields for the LS form for the valid Line Level Activities (LNAs). All unmentioned fields are either invalid, not applicable or prohibited. Populating any other fields may result in a fatal reject or a clarification of the service request.

Please note the following codes:

- Mandatory entries are indicated by quotation marks ("xxx").
- Optional fields marked with an asterisk (*) force at least one of the conditional fields to become required when populated.
- Fields used only for manual orders are followed by (m).
- Fields used only for electronic orders are followed by (e).

See the **Data Element Dictionary** Section for additional information on each of the fields listed below.

3.8.3.1 LNA = N

LNA = N —xDSL Loops		
Required	Conditional	Optional
PON (m)	VER (m)	TSP (m)
AN (m)	JK CODE (m)	JR * (m)
LQTY	REMARKS	NIDR* (m)
LNUM	CHAN/PAIR 2 (e)	

- continued -

- continued -

LNA = N — xDSL Loops		
Required	Conditional	Optional
PG_OF_ (m)		
LNA = " N "		
(CABLE ID and CHAN/PAIR)		

" " = mandatory entry; * = when this optional field is populated, it forces at least one of the conditional fields to become REQUIRED; (m) = for manual ordering only; (e) = for electronic ordering only

3.8.3.2 LNA = C

LNA = C — xDSL Loops		
Required	Conditional	Optional
LQTY	CHAN / PAIR 2 (e)	NIDR* (m)
LNUM	JACK CODE (m)	
LNA = " C "		
ECCKT		
(CABLE ID and CHAN/PAIR)		

" " = mandatory entry; * = when this optional field is populated, it forces at least one of the conditional fields to become REQUIRED; (m) = for manual ordering only; (e) = for electronic ordering only

3.8.3.3 LNA = D

LNA = D — xDSL Loops		
Required	Conditional	Optional
PON (m)	VER (m)	
AN (m)		
LQTY		
LNUM		
PG_OF_ (m)		

- continued -

- continued -

LNA = D — xDSL Loops		
Required	Conditional	Optional
LNA = " D "		
ECCKT		

" " = mandatory entry; * = when this optional field is populated, it forces at least one of the conditional fields to become REQUIRED; (m) = for manual ordering only; (e) = for electronic ordering only

3.8.3.4 LNA = V

LNA = V — xDSL Loops		
Required	Conditional	Optional
PON (m)	VER (m)	TSP (m)
AN (m)	JK CODE (m)	NIDR* (m)
LQTY	CHAN/PAIR 2 (e)	REMARKS
LNUM		
PG_OF_ (m)		
LNA = " V "		
(CABLE ID and CHAN/PAIR)		
DISC NBR		

" " = mandatory entry; * = when this optional field is populated, it forces at least one of the conditional fields to become REQUIRED; (m) = for manual ordering only; (e) = for electronic ordering only

3.9 Unbundled (CO Based) Line Share

3.9.1 Description

UNE CO Based Line Share is a UNE offering intended to allow DLEC/CLECs access to the upper spectrum or the high frequency portion of a 2-wire copper loop for xDSL services, a.k.a. data. BellSouth will continue to be the provider of the lower spectrum or low frequency portion of the loop for analog services, a.k.a. voice.

Line Share is a UNE offering that enables the DLEC/CLEC to provide xDSL-based services for the end user customer over the same copper loop that BellSouth provides the end user's voice service.

3.9.2 Ordering Form

The following chart illustrates the required, conditional and optional forms for ordering this service. Detailed information will follow to assist you in filling out each of these forms/screens.

REQTYP / SERVICE TYPE	Forms/Screens											
	SI	LSR	Hunting	EU	DL	DSCR	RS	DRS	PS	NP	LS	LSNP
A Line Share	R	R		R							R	

R = Required C = Conditional O = optional

3.9.2.1 Completing the LSR and EU Forms/Screens

The Required, Conditional, and Optional (R/C/O) fields on the LSR and EU forms will be given for every valid REQTYP/ACT combination in the **REQTYP / ACT Combination** Section.

The following chart shows all of the valid account level activities for this requisition type.

REQTYP	ACTIVITY TYPE (ACCOUNT LEVEL)												
	N	C	D	T	R	V	S	B	W	L	Y	P	Q
A - Line Share	X	X	X			X						X	X

Note: " X " denotes valid account level activities. A blank entry indicates a non-valid account level activity.

Account level activities (ACT) apply to the entire account. The ACTs are defined below:

⇒ **N** = New installation and/or account (manual)

⇒ **C** = New installation and/or account (electronic)

⇒ **C** = Change an existing account (e.g., Rearrangement, Partial disconnect, or addition)

⇒ **D** = Disconnection

⇒ **T** = Outside move of end user location

⇒ **R** = Record activity is for ordering administrative changes

⇒ **V** = Full Conversion of service **as specified** to new Local Service Provider (LSP)

⇒ **S** = Seasonal suspend or restore denied account

⇒ **W** = Full Conversion of service **as is**

⇒ **L** = Seasonal suspension **full** account

⇒ **Y** = Deny (non-payment)

⇒ **P** = Conversion of service **as specified**: Partial Migration - Initial

⇒ **Q** = Conversion of service **as specified**: Partial Migration - Subsequent

3.9.2.2 Completing the LS Form

The Loop Service (LS) form may be required or invalid depending on the account level activity. Each account level activity has valid Line Level Activities (LNAs). These LNAs determine how, or if, the LS form should be populated.

Line level activities (LNA) apply to the specified line only. The LNAs are defined below:

- ⇒ **N** = New Installation (e.g., new line or additional line)
- ⇒ **C** = Change or Modification to an Existing Line
- ⇒ **D** = Disconnection
- ⇒ **X** = Telephone Number Change
- ⇒ **V** = Conversion or Migration to new LSP **as specified**

- ⇒ **W** = Conversion or Migration **as is**
- ⇒ **P** = PIC Change
- ⇒ **L** = Seasonal Suspend
- ⇒ **B** = Restore

The following chart gives the valid LNAs for each account level activity (ACT) and the associated LS form usage.

If ACT is:	Then LNA is	And LS form/screen is:
N	N	Required
C	N, C or D	Required
D	D	Required
V	N, D or V	Required
P	N, D or V	Required
Q	N, D or V	Required

The RCO fields for the Loop Service (LS) form are listed according to the Line Level Activity (LNA) in the **LNA Tables** Section .

3.9.3 REQTYP / ACT Combinations

The following charts show the Required, Conditional and Optional (R/C/O) fields on the LSR and EU forms for the valid REQTY /ACT combinations. LSR and EU forms for a valid REQTYP/ACT combination are paired together. Furthermore, the charts are organized by ACT and then Designed vs. Non-Designed within the ACT. Each chart will have a heading describing the REQTYP/ACT combination and Designed / NON-Designed status to which that chart is applicable. All unmentioned fields are either invalid, not applicable or prohibited. Populating any other fields may result in a fatal reject or a clarification of the service request.

Please note the following codes:

- Mandatory entries are indicated by quotation marks ("xxx").
- Optional fields marked with an asterisk (*) force at least one of the conditional fields to become required when populated.
- Fields used only for manual orders are followed by (m).
- Fields used only for electronic orders are followed by (e).

See the **Data Element Dictionary** Section for additional information on each of the fields listed below.

3.9.3.1 REQTYP A / ACT N (*manual only*)

LSR (Line Share) — REQTYP A / ACT N (<i>manual only</i>)		
Required	Conditional	Optional
CCNA (m)	VER (m)	PROJECT (m)
PON (m)	SUP (m)	EXP (m)
AN (m)	CUST (m)	RPON (m)
PG_OF_ (m)		RORD (m)
SC = " LCSC " (m)		IMPCON- PAGER (m)
D/SENT (m)		ALTIMPCON (m)
DDD (m)		ALTIMPCON-TEL NO. (m)
REQTYP = "AB " (m)		REMARKS (m)
ACT = 'N '(m)		
CC (m)		
ACTL (m)		
LSO (m)		
TOS = 'R 'in 2nd character (m)		
NC = " SWXX"(m)		
NCI = " 02QB5.005" (m)		

- continued -

- continued -

LSR (Line Share) — REQTYP A / ACT N (manual only)		
Required	Conditional	Optional
SECNCI " 02DU5.005" (m)		
CIC (m)		
BAN1 (m)		
ACNA (m)		
INIT (m)		
INIT-TEL NO. (m)		
INIT-FAX NO. (m)		
IMPCON (m)		
IMPCON-TEL NO. (m)		

" " = mandatory entry; * = when this optional field is populated, it forces at least one of the conditional fields to become REQUIRED; (m) = for manual ordering only; (e) = for electronic ordering only

EU (Line Share) — REQTYP A / ACT N (manual only)		
Required	Conditional	Optional
PON (m)	VER (m)	LCON-NAME (m)
AN (m)		LCON-TEL NO. (m)
PG_OF_ (m)		
EU-NAME (m)		

" " = mandatory entry; * = when this optional field is populated, it forces at least one of the conditional fields to become REQUIRED; (m) = for manual ordering only; (e) = for electronic ordering only

3.9.3.2 REQTYP A / ACT C (New Install) electronic only

LSR (Line Share) — REQTYP A / ACT C (New Install) electronic only		
Required	Conditional	Optional
CCNA (e)	VER (e)	PROJECT (e)
PON (e)	SUP (e)	EXP (e)

- continued -

LSR (Line Share) — REQTYP A / ACT C (New Install) electronic only		
Required	Conditional	Optional
AN	CUST (e)	RPON (e)
SC = " LCSC " (e)		IMPCON-PAGER (e)
D/SENT (e)		ALTIMPCON (e)
DDD (e)		ALTIMPCON-TEL NO. (e)
REQTYP = "AB " (e)		
ACT = "C "(e)		
CC (e)		
ACTL (e)		
LSO (e)		
TOS = 'R 'in 2nd character (e)		
NC = " SWXX" (e)		
NCI = " 02QB5.005" (e)		
SECNCI " 02DU5.005" (e)		
CIC (e)		
BAN1 (e)		
ACNA (e)		
IMPCON (e)		
IMPCON-TEL NO. (e)		
INIT (e)		
INIT-TEL NO. (e)		
.INIT-FAX NO. (e)		
RESID (e)		

" " = mandatory entry; * = when this optional field is populated, it forces at least one of the conditional fields to become REQUIRED; (m) = for manual ordering only; (e) = for electronic ordering only

EU (Line Share) — REQTYP A / ACT C (New Install) electronic only		
Required	Conditional	Optional
PON (<i>e</i>)		LCON-NAME (<i>e</i>)
AN (<i>e</i>)		LCON-TEL NO. (<i>e</i>)
PG_OF_ (<i>e</i>)		
EU-NAME (<i>e</i>)		

" " = mandatory entry; * = when this optional field is populated, it forces at least one of the conditional fields to become REQUIRED; (*m*) = for manual ordering only; (*e*) = for electronic ordering only

3.9.3.3 REQTYP A / ACT C (Change Activity)

LSR (Line Share) — REQTYP A / ACT C (Change Activity)		
Required	Conditional	Optional
CCNA	VER	PROJECT
PON	SUP	EXP
AN	CUST	RPON
PG_OF_ (<i>m</i>)		IMPCON-PAGER
SC = " LCSC "		ALTIMPCON
D/SENT		ALTIMPCON-TEL NO.
DDD		REMARKS (<i>m</i>)
REQTYP = "AB "		
ACT = ''C ''		
CC		
ACTL		
LSO		
TOS = 'R 'in 2nd character		
NC = " SWXX"		
NCI = " 02QB5.005"		

- continued -

- continued -

LSR (Line Share) — REQTYP A / ACT C (Change Activity)		
Required	Conditional	Optional
SECNCI = "02DU5.005"		
CIC		
BAN1		
ACNA		
IMPCON		
IMPCON-TEL NO.		
INIT		
INIT-TEL NO.		
.INIT-FAX NO.		

" " = mandatory entry; * = when this optional field is populated, it forces at least one of the conditional fields to become REQUIRED; (m) = for manual ordering only; (e) = for electronic ordering only

EU (Line Share) — REQTYP A / ACT C (Change Activity)		
Required	Conditional	Optional
PON (m)	VER (m)	LCON-NAME
AN (m)		LCON-TEL NO.
EU-NAME		

" " = mandatory entry; * = when this optional field is populated, it forces at least one of the conditional fields to become REQUIRED; (m) = for manual ordering only; (e) = for electronic ordering only

3.9.3.4 REQTYP A / ACT D (manual only)

LSR (Line Share) — REQTYP A / ACT D (manual only)		
Required	Conditional	Optional
CCNA (m)	VER (m)	PROJECT (m)
PON (m)	SUP (m)	RPON (m)
AN (m)	CUST (m)	IMPCON-PAGER (m)
PG_OF_ (m)		

- continued -

LSR (Line Share) — REQTYP A / ACT D (manual only)		
Required	Conditional	Optional
SC = " LCSC " (m)		
D/SENT (m)		
DDD (m)		
REQTYP = "AB " (m)		
ACT = "D "(m)		
CC (m)		
ACTL (m)		
LSO (m)		
TOS = 'R 'in 2nd character (m)		
NC = " SWXX" (m)		
CIC (m)		
BAN1 (m)		
ACNA (m)		
INIT (m)		
INIT-TEL NO. (m)		
INIT-FAX NO. (m)		
IMPCON (m)		
IMPCON-TEL NO. (m)		

" " = mandatory entry; * = when this optional field is populated, it forces at least one of the conditional fields to become REQUIRED; (m) = for manual ordering only; (e) = for electronic ordering only

EU (Line Share) — REQTYP A / ACT D (manual only)		
Required	Conditional	Optional
PON (m)	VER (m)	
AN (m)		

- continued -

EU (Line Share) — <i>REQTYP A / ACT D (manual only)</i>		
Required	Conditional	Optional
PG_OF_ (m)		
EU-NAME (m)		

" " = mandatory entry; * = when this optional field is populated, it forces at least one of the conditional fields to become REQUIRED; (m) = for manual ordering only; (e) = for electronic ordering only

3.9.3.5

REQTYP A / ACT V

LSR (Line Share) — <i>REQTYP A / ACT V</i>		
Required	Conditional	Optional
CCNA	VER	PROJECT
PON	SUP	EXP
AN	CUST	RPON
PG_OF_ (m)		RORD (m)
SC = " LCSC "		IMPCON-PAGER
D/SENT		ALTIMPCON
DDD		ALTIMPCON-TEL NO. (m)
REQTYP = " AB "		REMARKS (m)
ACT = " V "		
CC		
ACTL		
LSO		
TOS = 'R 'in 2nd character		
NC = " SWXX"		
NCI = " 02QB5.005"		
SECNCI = " 02DU5.005"		

- continued -

- continued -

LSR (Line Share) — REQTYP A / ACT V		
Required	Conditional	Optional
CIC		
BANI		
ACNA		
INIT		
INIT-TEL NO.		
INIT-FAX NO.		
IMPCON		
IMPCON-TEL NO.		
RESID (e)		

" " = mandatory entry; * = when this optional field is populated, it forces at least one of the conditional fields to become REQUIRED; (m) = for manual ordering only; (e) = for electronic ordering only

EU (Line Share) — REQTYP A / ACT V		
Required	Conditional	Optional
PON (m)	VER (m)	LCON-NAME
AN (m)		LCON-TEL NO.
PG_OF_ (m)		
EU-NAME		

" " = mandatory entry; * = when this optional field is populated, it forces at least one of the conditional fields to become REQUIRED; (m) = for manual ordering only; (e) = for electronic ordering only

3.9.3.6 REQTYP A / ACT P

LSR (Line Share) — REQTYP A / ACT P		
Required	Conditional	Optional
CCNA	VER	PROJECT
PON	SUP	EXP
AN	CUST	RPON
PG_OF_ (m)		RORD (m)

- continued -

LSR (Line Share) — REQTYP A / ACT P		
Required	Conditional	Optional
SC = " LCSC "		IMPCON-PAGER
D/SENT		ALTIMPCON
DDD		ALTIMPCON-TEL NO. (m)
REQTYP = " AB "		REMARKS (m)
ACT = "P "		
CC		
ACTL		
LSO		
TOS = 'R 'in 2nd character		
NC = " SWXX"		
NCI = " 02QB5.005"		
SECNCI = " 02DU5.005"		
CIC		
BAN1		
ACNA		
INIT		
INIT-TEL NO.		
INIT-FAX NO.		
IMPCON		
IMPCON-TEL NO.		
RESID (e)		

" " = mandatory entry; * = when this optional field is populated, it forces at least one of the conditional fields to become REQUIRED; (m) = for manual ordering only; (e) = for electronic ordering only

EU (Line Share) — REQTYP A / ACT P		
Required	Conditional	Optional
PON (m)	VER (m)	LCON-NAME
AN (m)		LCON-TEL NO.
PG_OF_ (m)		
EU-NAME		

" " = mandatory entry; * = when this optional field is populated, it forces at least one of the conditional fields to become REQUIRED; (m) = for manual ordering only; (e) = for electronic ordering only

3.9.3.7 REQTYP A / ACT Q

LSR (Line Share) — REQTYP A / ACT Q		
Required	Conditional	Optional
CCNA	VER	PROJECT
PON	SUP	EXP
AN	CUST	RPON
PG_OF_ (m)		RORD (m)
SC = " LCSC "		IMPCON-PAGER
D/SENT		ALTIMPCON
DDD		ALTIMPCON-TEL NO. (m)
REQTYP = " AB "		REMARKS (m)
ACT = " Q "		
CC		
ACTL		
LSO		
TOS = 'R 'in 2nd character		
NC = " SWXX"		
NCI = " 02QB5.005"		

- continued -

- continued -

LSR (Line Share) — <i>REQTYP A / ACT Q</i>		
Required	Conditional	Optional
SECNCI = "02DU5.005"		
CIC		
BAN1		
ACNA		
INIT		
INIT-TEL NO.		
INIT-FAX NO.		
IMPCON		
IMPCON-TEL NO.		
RESID (e)		

" " = mandatory entry; * = when this optional field is populated, it forces at least one of the conditional fields to become REQUIRED; (m) = for manual ordering only; (e) = for electronic ordering only

EU (Line Share) — <i>REQTYP A / ACT Q</i>		
Required	Conditional	Optional
PON (m)	VER (m)	LCON-NAME
AN (m)		LCON-TEL NO.
PG_OF_ (m)		
EU-NAME		

" " = mandatory entry; * = when this optional field is populated, it forces at least one of the conditional fields to become REQUIRED; (m) = for manual ordering only; (e) = for electronic ordering only

3.9.4 LNA Tables for REQTYP A

The following charts show the Required, Conditional and Optional (R/C/O) fields for the LS form/screen for the valid Line Level Activities (LNAs). The following charts are organized by type of loop (please refer to the section on **Types of Loops** for additional information on the types of loops), and then by the valid LNAs within each type of loop. Each chart will have a heading describing the type of loop and LNA to which that chart applies. Please refer to the **Completing the LS Form** Section for a listing of the valid LNAs for each account level activity. All unmentioned fields are either invalid, not

applicable or prohibited. Populating any other fields may result in a fatal reject or a clarification of the service request.

Please note the following codes:

- Mandatory entries are indicated by quotation marks ("xxx").
- Optional fields marked with an asterisk (*) force at least one of the conditional fields to become required when populated.
- Fields used only for manual orders are followed by (m).
- Fields used only for electronic orders are followed by (e).

See the **Data Element Dictionary** Section for additional information on each of the fields listed below.

3.9.4.1 LNA = N

LNA = N — Line Share		
Required	Conditional	Optional
PON (m)	VER (m)	REMARKS (m)
AN (m)		
LQTY		
LNUM		
PG_OF_ (m)		
LNA = " N "		
CABLE ID		
CHAN/PAIR = 4 A/N only		
RELAY RACK = 8 A/N		
SHELF = 2 N only		
SLOT = 3 N only (represents slot & line)		
SLTN = NPA-NXX - LINE (e)		

- continued -

- continued -

LNA = N — Line Share		
Required	Conditional	Optional
LEAN = "SLTN" (<i>m</i>)		
LEATN (<i>m</i>)		

" " = mandatory entry; * = when this optional field is populated, it forces at least one of the conditional fields to become REQUIRED; (*m*) = for manual ordering only; (*e*) = for electronic ordering only

3.9.4.2 LNA = C

LNA = C — Line Share		
Required	Conditional	Optional
PON (<i>m</i>)	VER (<i>m</i>)	REMARKS (<i>m</i>)
AN (<i>m</i>)		
LQTY		
PG_OF_ (<i>m</i>)		
LNUM		
LNA = " C "		
CABLE ID		
CHAN/PAIR = 4 A/N only		
ECCKT		
RELAY RACK = 8 A/N		
SHELF = 2 N only		
SLOT = 3 N only (represents slot & line)		
SLTN = NPA-NXX - LINE (<i>e</i>)		
LEAN = "SLTN" (<i>m</i>)		
LEATN (<i>m</i>)		

" " = mandatory entry; * = when this optional field is populated, it forces at least one of the conditional fields to become REQUIRED; (*m*) = for manual ordering only; (*e*) = for electronic ordering only

3.9.4.3 LNA = D

LNA = D — Line Share		
Required	Conditional	Optional
PON (<i>m</i>)	VER (<i>m</i>)	REMARKS (<i>m</i>)
AN (<i>m</i>)		
LQTY		
PG_OF_ (<i>m</i>)		
LNUM		
LNA = " D "		
ECCKT		
SLTN = NPA-NXX - LINE (<i>e</i>)		
LEAN = "SLTN" (<i>m</i>)		
LEATN (<i>m</i>)		

" " = mandatory entry; * = when this optional field is populated, it forces at least one of the conditional fields to become REQUIRED; (*m*) = for manual ordering only; (*e*) = for electronic ordering only

3.9.4.4 LNA = V

LNA = V — Line Share		
Required	Conditional	Optional
PON (<i>m</i>)	VER (<i>m</i>)	REMARKS (<i>m</i>)
AN (<i>m</i>)		
LQTY		
LNUM		
PG_OF_ (<i>m</i>)		
LNA = " V "		
CABLE ID		
CHAN/PAIR = 4 A/N only		

- continued -

- continued -

LNA = V — Line Share		
Required	Conditional	Optional
RELAY RACK = 8 A/N		
SHELF = 2 N only		
SLOT = 3 N only (represents slot & line)		
SLTN = NPA-NXX - LINE (<i>e</i>)		
LEAN = "SLTN" (<i>m</i>)		
LEATN (<i>m</i>)		

" " = mandatory entry; * = when this optional field is populated, it forces at least one of the conditional fields to become REQUIRED; (*m*) = for manual ordering only; (*e*) = for electronic ordering only

4. REQTYP B - Loop Service with Number Portability

4.1 Description

Loop Service with Number Portability (LSNP) combines the individual UNEs of 1) Unbundled Loop Service and 2) Number Portability for improved ordering ease for Competitive Local Exchange Carriers (CLECs). See REQTYP A for information on the types of loops and see REQTYP C for information on the two types of number portability.

This Chapter includes the following products:

- REQTYP B Loops with Number Portability
- Unbundled Copper Loops (UCL)
- xDSL Loops

4.2 REQTYP B Loops with Number Portability

4.2.1 Ordering Forms/Screens

The following chart illustrates the required, conditional and optional forms/screens for ordering this service. Detailed information will follow to assist you in filling out each of these forms/screens.

REQTYP / SERVICE TYPE	Forms/Screens										
	LSR	Hunting	EU	DL	DSCR	RS	DRS	PS	NP	LS	LSNP
B - Loop Service with Number Portability	R		R	O	C *						R

R = Required C = Conditional O = optional

* = DSCR is required to indicate:

- Captions
- Degree Of Indent
- Irregular Placement

4.2.1.1 Completing the LSR and EU Forms/Screens

The Required, Conditional, and Optional (R/C/O) fields on the LSR and EU forms/screens will be given for every valid REQTYP / ACT combination in the **REQTYP / ACT Combination** Section.

The following chart shows all of the valid account level activities for this requisition type.

REQTYP	ACTIVITY TYPE (ACCOUNT LEVEL)												
	N	C	D	T	R	V	S	B	W	L	Y	P	Q
B - Loop Service with Number Portability						X						X	X

Note: " X " denotes valid account level activities. A blank entry indicates a non-valid account level activity.

Account level activities (ACT) apply to the entire account. The ACTs are defined below:

N = New installation and/or account

C = Change an existing account (e.g., Rearrangement, Partial disconnect or addition; if NPT = D, this activity is used for INP to LNP Conversions)

D = Disconnection

T = Outside move of end user location

R = Record activity is for ordering administrative changes

V = Full Conversion of service **as specified** to new Local Service Provider (LSP)

S = Seasonal suspend or restore partial account

B = Restore **full** account or restore denied account

W = Full Conversion of service **as is**

L = Seasonal suspension **full** account

Y = Deny (non-payment)

P = Conversion of service **as specified**: Partial Migration - Initial

Q = Conversion of service **as specified**: Partial Migration - Subsequent

4.2.1.2 Completing the LSNP Form/Screen

The Loop Service with Number Portability (LSNP) form/screen is required for the ordering of this service. Each account level activity has valid Line Level Activities (LNAs). These LNAs determine how the LSNP form/screen should be populated.

Line level activities (LNA) apply to the specified line only. The LNAs are defined below:

N = New Installation (e.g., new line or additional line)

C = Change or Modification to an Existing Wholesale Account

D = Disconnection

X = Telephone Number Change

V = Conversion or Migration to new LSP **as specified**

W = Conversion or Migration **as is**

P = PIC Change

L = Seasonal Suspend

B = Restore

The following chart gives the valid LNAs for each account level activity (ACT) and the associated LSNP form/screen usage.

If REQTYP is:	And ACT is:	Then LNA is:	And LSNP form/ screen is:
B (INP)	V	N, V	Required
B (INP)	P	V	Required
B (INP)	Q	V	Required
B (LNP)	V	N, V; at least one LNA must be V	Required
B (LNP)	P	N, V; at least one LNA must be V	Required
B (LNP)	Q	N, V; at least one LNA must be V	Required

The Required, Conditional and Optional (R/C/O) fields for the Loop Service with Number Portability (LSNP) form/screen are listed according to the Line Level Activity (LNA) in the **LNA Tables** Section.

4.2.1.3 Completing the DL and DSCR Forms/Screens

Each valid account level activity (ACT) is also associated with specific line level activities (LNA). The following chart displays the valid LNAs for each account level activity:

If directory listings are required, please refer to **REQTYP J** for more information on completing the DL and DSCR forms/screens.

4.2.2 REQTYP / ACT Combinations

The following charts show the Required, Conditional and Optional (R/C/O) fields on the LSR and EU forms/screens for the valid REQTYP / ACT combinations. All unmentioned fields are either invalid, not applicable or prohibited. Populating any other fields may result in a fatal reject or a clarification of the service request. Also note that each REQTYP/ACT combination is by ACT, Designed vs. Non-Designed, and then INP vs. LNP.

Please note the following codes:

- Mandatory entries are indicated by quotation marks ("xxx").
- Optional fields marked with an asterisk (*) force at least one of the conditional fields to become required when populated.

- Fields used only for manual orders are followed by (m).
- Fields used only for electronic orders are followed by (e).

See the **Data Element Dictionary** Section for additional information on each of the fields listed below.

4.2.2.1 REQTYP B / ACT V (Designed) - INP

LSR — REQTYP B / ACT V (Designed) - INP		
Required	Conditional	Optional
CCNA	VER	PROJECT
PON	SUP	EXP
AN	AI	DRC*
ATN	APOT	LST
SC	CUST	RPON
D/SENT	DSGCON	RORD (m)
PG_OF_ (m)	DSGCON-TEL NO.	IMPCON-PAGER
DDD	DSGCON-STREET	DFDT*
REQTYP = " BB "	DSGCON-CITY	REMARKS
ACT = " V "	DSGCON-STATE	DSGCON-FAX NO.
CC	DSGCON-ZIP CODE	DSGCON-FLOOR
ACTL	CHC (e)	DSGCON-ROOM
LSO		ALTIMPCON
TOS		ALTIMPCON-TEL NO. (m)
NC		ALTIMPCON- PAGER
NCI		
SECNCI		
CIC		
BI1		
BAN1		
BI2		

- continued -

- continued -

LSR — REQTYP B / ACT V (Designed) - INP		
Required	Conditional	Optional
BAN2		
ACNA		
INIT		
INIT-TEL NO.		
INIT-FAX NO.		
IMPCON		
IMPCON-TEL NO.		

" " = mandatory entry; * = when this optional field is populated, it forces at least one of the conditional fields to become REQUIRED; (m) = for manual ordering only; (e) = for electronic ordering only

EU — REQTYP B / ACT V (Designed) - INP		
Required	Conditional	Optional
PON (m)	VER (m)	EU-FLOOR
AN (m)	SASF	EU-ROOM
ATN (m)	SASD	EU-BLDG
PG_OF_ (m)	SATH	LCON-NAME
EU-NAME	SASS	LCON-TEL NO.
SANO or SADLO	IWCON	EUMI (m)
SASN	IWCON-TEL NO.	ACC
EU-CITY	EATN	IWO*
EU-STATE	FB-BILLNM	FBI*
EU-ZIP CODE	FB-STREET	FB-FLOOR
ERL	FB-CITY	FB-ROOM
	FB-STATE	
	FB-ZIPCODE	
	FB-BILLCON	

- continued -

- continued -

EU — <i>REQTYP B / ACT V (Designed) - INP</i>		
Required	Conditional	Optional
	FB-BILLCON-TEL NO.	
	DNUM	

" " = mandatory entry; * = when this optional field is populated, it forces at least one of the conditional fields to become REQUIRED; (m) = for manual ordering only; (e) = for electronic ordering only

4.2.2.2 **REQTYP B / ACT V (*Designed*) - LNP**

LSR — <i>REQTYP B / ACT V (Designed) - LNP</i>		
Required	Conditional	Optional
CCNA	VER	PROJECT
PON	ATN	EXP
AN	CUST	DFDT
SC	NNSP	RPON
D/SENT	SUP	REMARKS
PG_OF_ (m)		DRC
DDD		DSGCON-FAX NO.
REQTYP = " BB "		DSGCON-FLOOR
ACT = " V "		DSGCON-ROOM
CC		
ACTL		
LSO		
TOS		
NC		
NCI		
SECNCI		
CIC		

- continued -

- continued -

LSR — REQTYP B / ACT V (Designed) - LNP		
Required	Conditional	Optional
BI1		
BAN1		
BI2		
BAN2		
ACNA		
INIT		
INIT-TEL NO.		
INIT-FAX NO.		
IMPCON		
IMPCON-TEL NO.		
DSGCON		
DSGCON-TEL NO.		
DSGCON-STREET		
DSGCON-CITY		
DSGCON-STATE		
DSGCON-ZIP CODE		

" " = mandatory entry; * = when this optional field is populated, it forces at least one of the conditional fields to become REQUIRED; (m) = for manual ordering only; (e) = for electronic ordering only

EU — REQTYP B / ACT V (Designed) - LNP		
Required	Conditional	Optional
PON (m)	VER (m)	EU-FLOOR
AN (m)	ATN (m)	EU-ROOM
PG_OF_ (m)	DQTY	EU-BLDG
EU-NAME	SASF	LCON-NAME
SANO or SADLO	SASD	LCON-TEL NO.
SASN	SATH	EUMI

- continued -

- continued -

EU — REQTY B / ACT V (Designed) - LNP		
Required	Conditional	Optional
EU-CITY	SASS	ACC (m)
EU-STATE	EAN	FBI*
EU-ZIP CODE	EATN	FB-SBILLNM
ERL	FB-BILLNM	FB-FLOOR
	FB-STREET	FB-ROOM
	FB-CITY	DISC NBR*
	FB-STATE	TC OPT*
	FB-ZIPCODE	TER
	FB-BILLCON	
	FB-BILLCON-TEL NO.	
	DNUM	
	TC TO PRI	
	TC TO SEC	
	TCID	
	TC NAME	
	TC PER	

" " = mandatory entry; * = when this optional field is populated, it forces at least one of the conditional fields to become REQUIRED; (m) = for manual ordering only; (e) = for electronic ordering only

4.2.2.3 REQTY B / ACT V (Non-Designed) - INP

LSR — REQTY B / ACT V (Non-Designed) - INP		
Required	Conditional	Optional
CCNA	VER	DFDT*
PON	CHC	PROJECT
AN	SUP	EXP

- continued -

- continued -

LSR — REQTYP B / ACT V (Non-Designed) - INP		
Required	Conditional	Optional
ATN	AI	RPON
SC	APOT	RORD (m)
D/SENT	CUST	IMPCON-PAGER
PG_OF_ (m)	DSGCON	DRC*
DDD	DSGCON-TEL NO.	ALTIMPCON
REQTYP = " BB "	DSGCON-STREET	ALTIMPCON-TEL NO. (m)
ACT = " V "	DSGCON-CITY	ALTIMPCON-PAGER
CC	DSGCON-STATE	DSGCON-FAX NO.
ACTL	DSGCON-ZIP CODE	DSGCON-FLOOR
LSO		DSGCON-ROOM
TOS		REMARKS
NC		
CIC		
BI1		
BAN1		
BI2		
BAN2		
ACNA		
INIT		
INIT-TEL NO.		
INIT-FAX NO.		
IMPCON		
IMPCON-TEL NO.		

" " = mandatory entry; * = when this optional field is populated, it forces at least one of the conditional fields to become REQUIRED; (m) = for manual ordering only; (e) = for electronic ordering only

EU — REQTYP B / ACT V (Non-Designed) - INP		
Required	Conditional	Optional
PON (m)	VER (m)	EU-FLOOR
AN (m)	SASF	EU-ROOM
ATN (m)	SASD	EU-BLDG
PG_OF_ (m)	SATH	LCON-NAME
EU-NAME	SASS	LCON-TEL NO.
SANO or SADLO	IWCON	IWO*
SASN	IWCON-TEL NO.	EUMI (m)
EU-CITY	EATN	ACC
EU-STATE	FB-BILLNM	FBI*
EU-ZIP CODE	FB-STREET	FB-FLOOR
ERL	FB-CITY	FB-ROOM
	FB-STATE	
	FB-ZIPCODE	
	FB-BILLCON	
	FB-BILLCON-TEL NO.	
	DNUM	

" " = mandatory entry; * = when this optional field is populated, it forces at least one of the conditional fields to become REQUIRED; (m) = for manual ordering only; (e) = for electronic ordering only

4.2.2.4 REQTYP B / ACT V (Non-Designed) - LNP

LSR — REQTYP B / ACT V (Non-Designed) - LNP		
Required	Conditional	Optional
CCNA	VER	DFDT*
PON	ATN	PROJECT
AN	CHC	EXP
SC	SUP	NNSP

- continued -

- continued -

LSR — REQTYP B / ACT V (Non-Designed) - LNP		
Required	Conditional	Optional
D/SENT	CUST	RPON
PG_OF_ (<i>m</i>)	DSGCON	REMARKS
DDD	DSGCON-TEL NO.	DRC*
REQTYP = " BB "	DSGCON-STREET	
ACT = " V "	DSGCON-CITY	
CC	DSGCON-STATE	
ACTL	DSGCON-ZIP CODE	
LSO		
TOS		
NC		
CIC		
BI1		
BAN1		
BI2		
BAN2		
ACNA		
INIT		
INIT-TEL NO.		
INIT-FAX NO.		
IMPCON		
IMPCON-TEL NO.		

" " = mandatory entry; * = when this optional field is populated, it forces at least one of the conditional fields to become REQUIRED; (*m*) = for manual ordering only; (*e*) = for electronic ordering only

EU — REQTYP B / ACT V (Non-Designed) - LNP		
Required	Conditional	Optional
PON (m)	VER (m)	EU-FLOOR
AN (m)	ATN (m)	EU-ROOM
PG_OF_ (m)	DQTY	EU-BLDG
EU-NAME	SASF	LCON-NAME
SANO or SADLO	SASD	LCON-TEL NO.
SASN	SATH	EUMI
EU-CITY	SASS	ACC (m)
EU-STATE	EAN	FBI*
EU-ZIP CODE	EATN	FB-SBILLNM
ERL	FB-BILLNM	FB-FLOOR
	FB-STREET	FB-ROOM
	FB-CITY	DISC NBR*
	FB-STATE	TER
	FB-ZIPCODE	TC OPT*
	FB-BILLCON	
	FB-BILLCON-TEL NO.	
	DNUM	
	TC TO PRI	
	TC TO SEC	
	TCID	
	TC NAME	
	TC PER	

" " = mandatory entry; * = when this optional field is populated, it forces at least one of the conditional fields to become REQUIRED; (m) = for manual ordering only; (e) = for electronic ordering only

4.2.2.5 REQTYP B / ACT P (*Designed*) - INP

LSR — REQTYP B / ACT P (<i>Designed</i>) - INP		
Required	Conditional	Optional
CCNA	VER	PROJECT
PON	SUP	EXP
AN	AI	RPON
ATN	APOT	RORD (<i>m</i>)
SC	CUST	DRC*
D/SENT	DSGCON	IMPCON-PAGER
PG_OF_ (<i>m</i>)	DSGCON-TEL NO.	DFDT*
DDD	DSGCON-STREET	DSGCON-FAX NO.
REQTYP = " BB "	DSGCON-CITY	DSGCON-FLOOR
ACT = " P "	DSGCON-STATE	DSGCON-ROOM
CC	DSGCON-ZIP CODE	ALTIMPCON
ACTL	CHC	ALTIMPCON-TEL NO. (<i>m</i>)
LSO		ALTIMPCON- PAGER
TOS		REMARKS
NC		
NCI		
SECNCI		
CIC		
BI1		
BAN1		
BI2		
BAN2		
ACNA		
INIT		

- continued -

- continued -

LSR — REQ TYP B / ACT P (Designed) - INP		
Required	Conditional	Optional
INIT-TEL NO.		
INIT-FAX NO.		
IMPCON		
IMPCON-TEL NO.		

" " = mandatory entry; * = when this optional field is populated, it forces at least one of the conditional fields to become REQUIRED; (m) = for manual ordering only; (e) = for electronic ordering only

EU — REQ TYP B / ACT P (Designed) - INP		
Required	Conditional	Optional
PON (m)	VER (m)	EU-FLOOR
AN (m)	SASF	EU-ROOM
ATN (m)	SASD	EU-BLDG
PG_OF_ (m)	SATH	LCON-NAME
EU-NAME	SASS	LCON-TEL NO.
SANO or SADLO	IWCON	EUMI (m)
SASN	IWCON-TEL NO.	ACC
EU-CITY	EATN	IWO*
EU-STATE		
EU-ZIP CODE		

" " = mandatory entry; * = when this optional field is populated, it forces at least one of the conditional fields to become REQUIRED; (m) = for manual ordering only; (e) = for electronic ordering only

4.2.2.6 REQ TYP B / ACT P (Designed) - LNP

LSR — REQ TYP B / ACT P (Designed) - LNP		
Required	Conditional	Optional
CCNA	VER	PROJECT
PON	ATN	EXP
AN	SUP	NNSP

- continued -

LSR — REQTYP B / ACT P (Designed) - LNP		
Required	Conditional	Optional
SC	CUST	DFDT
D/SENT		RPON
PG_OF_ (m)		DRC*
DDD		REMARKS
REQTYP = " BB "		DSGCON-FAX NO.
ACT = " P "		DSGCON-FLOOR
CC		DSGCON-ROOM
ACTL		
LSO		
TOS		
NC		
NCI		
SECNCI		
CIC		
BI1		
BAN1		
BI2		
BAN2		
ACNA		
INIT		
INIT-TEL NO.		
INIT-FAX NO.		
IMPCON		
IMPCON-TEL NO.		
DSGCON		
DSGCON-TEL NO.		

- continued -

- continued -

LSR — REQTYP B / ACT P (Designed) - LNP		
Required	Conditional	Optional
DSGCON-STREET		
DSGCON-CITY		
DSGCON-STATE		
DSGCON-ZIP CODE		

" " = mandatory entry; * = when this optional field is populated, it forces at least one of the conditional fields to become REQUIRED; (m) = for manual ordering only; (e) = for electronic ordering only

EU — REQTYP B / ACT P (Designed) - LNP		
Required	Conditional	Optional
PON (m)	VER (m)	EU-FLOOR
AN (m)	ATN (m)	EU-ROOM
PG_OF_ (m)	DQTY	EU-BLDG
EU-NAME	SASF	LCON-NAME
SANO or SADLO	SASD	LCON-TEL NO.
SASN	SATH	EUMI
EU-CITY	SASS	ACC (m)
EU-STATE	EAN	DISC NBR*
EU-ZIP CODE	EATN	TER
	DNUM	TC OPT*
	TC TO PRI	
	TC TO SEC	
	TCID	
	TC NAME	
	TC PER	

" " = mandatory entry; * = when this optional field is populated, it forces at least one of the conditional fields to become REQUIRED; (m) = for manual ordering only; (e) = for electronic ordering only

4.2.2.7 REQTYP B / ACT P (Non-Designed) - INP

LSR — REQTYP B / ACT P (Non-Designed) - INP		
Required	Conditional	Optional
CCNA	VER	DFDT*
PON	CHC	PROJECT
AN	SUP	EXP
ATN	AI	RPON
SC	APOT	RORD (<i>m</i>)
D/SENT	CUST	DRC*
PG_OF_ (<i>m</i>)	DSGCON	IMPCON-PAGER
DDD	DSGCON-TEL NO.	REMARKS
REQTYP = " BB "	DSGCON-STREET	DSGCON-FAX NO.
ACT = " P "	DSGCON-CITY	DSGCON-FLOOR
CC	DSGCON-STATE	DSGCON-ROOM
ACTL	DSGCON-ZIP CODE	ALTIMPCON
LSO		ALTIMPCON-TEL NO. (<i>m</i>)
TOS		ALTIMPCON- PAGER
NC		
CIC		
BI1		
BAN1		
BI2		
BAN2		
ACNA		
INIT		
INIT-TEL NO.		
INIT-FAX NO.		

- continued -

- continued -

LSR — REQTYP B / ACT P (Non-Designed) - INP		
Required	Conditional	Optional
IMPCON		
IMPCON-TEL NO.		

" " = mandatory entry; * = when this optional field is populated, it forces at least one of the conditional fields to become REQUIRED; (m) = for manual ordering only; (e) = for electronic ordering only

EU — REQTYP B / ACT P (Non-Designed) - INP		
Required	Conditional	Optional
PON (m)	VER (m)	EU-FLOOR
AN (m)	SASF	EU-ROOM
ATN (m)	SASD	EU-BLDG
PG_OF_ (m)	SATH	LCON-NAME
EU-NAME	SASS	LCON-TEL NO.
SANO or SADLO	IWCON	EUMI (m)
SASN	IWCON-TEL NO.	ACC
EU-CITY	EATN	IWO*
EU-STATE		
EU-ZIP CODE		

" " = mandatory entry; * = when this optional field is populated, it forces at least one of the conditional fields to become REQUIRED; (m) = for manual ordering only; (e) = for electronic ordering only

4.2.2.8 REQTYP B / ACT P (Non-Designed) - LNP

LSR — REQTYP B / ACT P (Non-Designed) - LNP		
Required	Conditional	Optional
CCNA	VER	DFDT*
PON	ATN	PROJECT
AN	CHC	EXP
SC	SUP	RPON
D/SENT	NNSP	REMARKS

- continued -

LSR — REQTYP B / ACT P (Non-Designed) - LNP		
Required	Conditional	Optional
PG_OF_ (m)	CUST	DRC*
DDD	DSGCON	
REQTYP = " BB "	DSGCON-TEL NO.	
ACT = " P "	DSGCON-CITY	
CC	DSGCON-STATE	
ACTL	DSGCON-ZIP CODE	
LSO		
TOS		
NC		
CIC		
BI1		
BAN1		
BI2		
BAN2		
ACNA		
INIT		
INIT-TEL NO.		
INIT-FAX NO.		
IMPCON		
IMPCON-TEL NO.		

" " = mandatory entry; * = when this optional field is populated, it forces at least one of the conditional fields to become REQUIRED; (m) = for manual ordering only; (e) = for electronic ordering only

EU — REQTYP B / ACT P (Non-Designed) - LNP		
Required	Conditional	Optional
PON (m)	VER (m)	EU-FLOOR
AN (m)	ATN (m)	EU-ROOM

- continued -

EU — REQ TYP B / ACT P (Non-Designed) - LNP		
Required	Conditional	Optional
PG_OF_ (m)	DQTY	EU-BLDG
EU-NAME	SASF	LCON-NAME
SANO or SADLO	SASD	LCON-TEL NO.
SASN	SATH	EUMI
EU-CITY	SASS	ACC (m)
EU-STATE	EAN	DISC NBR*
EU-ZIP CODE	EATN	TER
	DNUM	TC OPT*
	TC TO PRI	
	TC TO SEC	
	TCID	
	TC NAME	
	TC PER	

" " = mandatory entry; * = when this optional field is populated, it forces at least one of the conditional fields to become REQUIRED; (m) = for manual ordering only; (e) = for electronic ordering only

4.2.2.9 REQ TYP B / ACT Q (Designed) - INP

LSR — REQ TYP B / ACT Q (Designed) - INP		
Required	Conditional	Optional
CCNA	VER	PROJECT
PON	SUP	EXP (m)
AN	AI	RPON
ATN	APOT	RORD (m)
SC	CUST	DRC*
D/SENT	DSGCON	DFDT*
PG_OF_ (m)	DSGCON-TEL NO.	IMPCON-PAGER

- continued -

- continued -

LSR — REQTYP B / ACT Q (Designed) - INP		
Required	Conditional	Optional
DDD	DSGCON-STREET	DSGCON-FAX NO.
REQTYP = " BB "	DSGCON-CITY	DSGCON-FLOOR
ACT = " Q "	DSGCON-STATE	DSGCON-ROOM
CC	DSGCON-ZIP CODE	ALTIMPCON
ACTL	CHC	ALTIMPCON-TEL NO. (<i>m</i>)
LSO		ALTIMPCON- PAGER
TOS		REMARKS
NC		
NCI		
SECNCI		
CIC		
BI1		
BAN1		
BI2		
BAN2		
ACNA		
INIT		
INIT-TEL NO.		
INIT-FAX NO.		
IMPCON		
IMPCON-TEL NO.		

" " = mandatory entry; * = when this optional field is populated, it forces at least one of the conditional fields to become REQUIRED; (*m*) = for manual ordering only; (*e*) = for electronic ordering only

EU — REQTYP B / ACT Q (Designed) - INP		
Required	Conditional	Optional
PON (m)	VER (m)	EU-FLOOR
AN (m)	SASF	EU-ROOM
ATN (m)	SASD	EU-BLDG
PG_OF_ (m)	SATH	LCON-NAME
EU-NAME	SASS	LCON-TEL NO.
SANO or SADLO	IWCON	EUMI (m)
SASN	IWCON-TEL NO.	ACC
EU-CITY	EATN	IWO*
EU-STATE		
EU-ZIP CODE		

" " = mandatory entry; * = when this optional field is populated, it forces at least one of the conditional fields to become REQUIRED; (m) = for manual ordering only; (e) = for electronic ordering only

4.2.2.10 REQTYP B / ACT Q (Designed) - LNP

LSR — REQTYP B / ACT Q (Designed) - LNP		
Required	Conditional	Optional
CCNA	VER	PROJECT
PON	ATN	EXP
AN	NNSP	DFDT
SC	CUST	RPON
D/SENT	SUP	VTA
PG_OF_ (m)		DRC*
DDD		DSGCON-FAX NO.
REQTYP = " BB "		DSGCON-FLOOR
ACT = " Q "		DSGCON-ROOM
CC		REMARKS
ACTL		

- continued -

- continued -

LSR — REQTYP B / ACT Q (Designed) - LNP		
Required	Conditional	Optional
LSO		
TOS		
NC		
NCI		
SECNCI		
CIC		
BI1		
BAN1		
BI2		
BAN2		
ACNA		
INIT		
INIT-TEL NO.		
INIT-FAX NO.		
IMPCON		
IMPCON-TEL NO.		
DSGCON		
DSGCON-TEL NO.		
DSGCON-STREET		
DSGCON-CITY		
DSGCON-STATE		
DSGCON-ZIP CODE		

" " = mandatory entry; * = when this optional field is populated, it forces at least one of the conditional fields to become REQUIRED; (m) = for manual ordering only; (e) = for electronic ordering only

EU — REQTY B / ACT Q (Designed) - LNP		
Required	Conditional	Optional
PON (<i>m</i>)	VER (<i>m</i>)	EU-FLOOR
AN (<i>m</i>)	ATN (<i>m</i>)	EU-ROOM
PG_OF_ (<i>m</i>)	DQTY	EU-BLDG
EU-NAME	DNUM	LCON-NAME
SANO or SADLO	SASF	LCON-TEL NO.
SASN	SASD	EUMI
EU-CITY	SATH	ACC (<i>m</i>)
EU-STATE	SASS	DISC NBR*
EU-ZIP CODE	EAN	TER
	EATN	TC OPT*
	TC TO PRI	
	TC TO SEC	
	TCID	
	TC NAME	
	TC PER	

" " = mandatory entry; * = when this optional field is populated, it forces at least one of the conditional fields to become REQUIRED; (*m*) = for manual ordering only; (*e*) = for electronic ordering only

4.2.2.11 REQTY B / ACT Q (Non-Designed) - INP

LSR — REQTY B / ACT Q (Non-Designed) - INP		
Required	Conditional	Optional
CCNA	VER	DFDT*
PON	CHC	PROJECT
AN	SUP	EXP
ATN	AI	RPON
SC	APOT	DRC*
D/SENT	CUST	IMPCON-PAGER

- continued -

- continued -

LSR — REQTYP B / ACT Q (Non-Designed) - INP		
Required	Conditional	Optional
PG_OF_ (m)	DSGCON	REMARKS
DDD	DSGCON-TEL NO.	DSGCON-FAX NO.
REQTYP = " BB "	DSGCON-STREET	DSGCON-FLOOR
ACT = " Q "	DSGCON-CITY	DSGCON-ROOM
CC	DSGCON-STATE	ALTIMPCON
ACTL	DSGCON-ZIP CODE	ALTIMPCON-TEL NO. (m)
LSO		ALTIMPCON- PAGER
TOS		
NC		
CIC		
BI1		
BAN1		
BI2		
BAN2		
ACNA		
INIT		
INIT-TEL NO.		
INIT-FAX NO.		
IMPCON		
IMPCON-TEL NO.		

" " = mandatory entry; * = when this optional field is populated, it forces at least one of the conditional fields to become REQUIRED; (m) = for manual ordering only; (e) = for electronic ordering only

EU — REQTYP B / ACT Q (Non-Designed) - INP		
Required	Conditional	Optional
PON (m)	VER (m)	EU-FLOOR
AN (m)	SASF	EU-ROOM
ATN (m)	SASD	EU-BLDG
PG_OF_ (m)	SATH	LCON-NAME
EU- NAME	SASS	LCON-TEL NO.
SANO or SADLO	IWCON	EUMI (m)
SASN	IWCON-TEL NO.	ACC
EU-CITY	EATN	IWO*
EU-STATE		
EU-ZIP CODE		

" " = mandatory entry; * = when this optional field is populated, it forces at least one of the conditional fields to become REQUIRED; (m) = for manual ordering only; (e) = for electronic ordering only

4.2.2.12 REQTYP B / ACT Q (Non-Designed) - LNP

LSR — REQTYP B / ACT Q (Non-Designed) - LNP		
Required	Conditional	Optional
CCNA	VER	DFDT*
PON	ATN	PROJECT
AN	CHC	EXP
SC	SUP	RPON
D/SENT	NNSP	REMARKS
PG_OF_ (m)	CUST	DRC*
DDDDRC*	DSGCON	
REQTYP = " BB "	DSGCON-TEL NO.	
ACT = " Q "	DSGCON-CITY	
CC	DSGCON-STATE	

- continued -

- continued -

LSR — REQTYP B / ACT Q (Non-Designed) - LNP		
Required	Conditional	Optional
ACTL	DSGCON-ZIP CODE	
LSO		
TOS		
NC		
CIC		
BI1		
BAN1		
BI2		
BAN2		
ACNA		
INIT		
INIT-TEL NO.		
INIT-FAX NO.		
IMPCON		
IMPCON-TEL NO.		

" " = mandatory entry; * = when this optional field is populated, it forces at least one of the conditional fields to become REQUIRED; (m) = for manual ordering only; (e) = for electronic ordering only

EU — REQTYP B / ACT Q (Non-Designed) - LNP		
Required	Conditional	Optional
PON (m)	VER (m)	EU-FLOOR
AN (m)	ATN (m)	EU-ROOM
PG_OF_ (m)	DQTY	EU-BLDG
EU-NAME	DNUM	LCON-NAME
SANO or SADLO	SASF	LCON-TEL NO.
SASN	SASD	EUMI

- continued -

- continued -

EU — REQTY B / ACT Q (Non-Designed) - LNP		
Required	Conditional	Optional
EU-CITY	SATH	ACC (m)
EU-STATE	SASS	DISC NBR*
EU-ZIP CODE	EAN	TER
	EATN	TC OPT*
	TC TO PRI	
	TC TO SEC	
	TCID	
	TC NAME	
	TC PER	

" " = mandatory entry; * = when this optional field is populated, it forces at least one of the conditional fields to become REQUIRED; (m) = for manual ordering only; (e) = for electronic ordering only

4.2.3 LNA Tables for REQTY B

The following charts show the Required, Conditional and Optional (R/C/O) fields for the LSNP form/screen for the valid Line Level Activities (LNAs). The following charts are organized by type of loop (please refer to the section on **Types of Loops** for additional information), and then by the valid LNAs within each type of loop. Each chart will have a heading describing the type of loop and LNA to which that chart applies. Please refer to the **Completing the LSNP Form/Screen** Section for a listing of the valid LNAs for each account level activity. All unmentioned fields are either invalid, not applicable or prohibited. Populating any other fields may result in a fatal reject or a clarification of the service request.

Please note the following codes:

- Mandatory entries are indicated by quotation marks ("xxx").
- Optional fields marked with an asterisk (*) force at least one of the conditional fields to become required when populated.
- Fields used only for manual orders are followed by (m).
- Fields used only for electronic orders are followed by (e).

See the **Data Element Dictionary** Section for additional information on each of the fields listed below.

4.2.3.1 Analog, Voice, Non-Designed**4.2.3.2 LNA = N w/INP**

LNA = N — Non-Designed, Analog Loop w/INP		
Required	Conditional	Optional
PON (m)	VER (m)	TSP (m)
AN (m)	JK CODE	JR*
ATN (m)	JK NUM	NIDR*
LQTY	JK POS	
PG_OF_ (m)	IWJK	
LNUM	IWJQ	
LNA = " N "		
CABLE ID		
CHAN/PAIR		

" " = mandatory entry; * = when this optional field is populated, it forces at least one of the conditional fields to become REQUIRED; (m) = for manual ordering only; (e) = for electronic ordering only

4.2.3.3 LNA = N w/LNP

LNA = N — Non-Designed, Analog Loop w/LNP		
Required	Conditional	Optional
PON (m)	VER (m)	JR*
AN (m)	ATN (m)	NIDR*
LQTY	JK CODE	
PG_OF_ (m)	JK NUM	
LNUM	JK POS	
LNA = " N "	IWJK	
CABLE ID	IWJQ	
CHAN/PAIR		

" " = mandatory entry; * = when this optional field is populated, it forces at least one of the conditional fields to become REQUIRED; (m) = for manual ordering only; (e) = for electronic ordering only

4.2.3.4 LNA = V w/INP

LNA = V — Non-Designed, Analog Loop w/INP		
Required	Conditional	Optional
PON (m)	VER (m)	TSP (m)
AN (m)	JK CODE	JR*
ATN (m)	JK NUM	NIDR*
LQTY	JK POS	BA*
NPQTY	IWJK	
PG_OF_ (m)	IWJQ	
LNUM	TNP	
LNA= " V "	CFTN	
CABLE ID	RTI	
CHAN/PAIR	NPTG	
PORTED NBR	BLOCK	
NPT	LEATN (m)	

" " = mandatory entry; * = when this optional field is populated, it forces at least one of the conditional fields to become REQUIRED; (m) = for manual ordering only; (e) = for electronic ordering only

4.2.3.5 LNA = V w/LNP

LNA = V — Non-Designed, Analog Loop w/LNP		
Required	Conditional	Optional
PON (m)	VER (m)	JR*
AN (m)	ATN (m)	NIDR*
LQTY	JK CODE	
NPQTY	JK NUM	
PG_OF_ (m)	JK POS	
LNUM	IWJK	
LNA = " V "	IWJQ	

- continued -

- continued -

LNA = V — Non-Designed, Analog Loop w/LNP		
Required	Conditional	Optional
CABLE ID	LEAN	
CHAN/PAIR	LEATN	
PORTED NBR		
NPT = " D "		

" " = mandatory entry; * = when this optional field is populated, it forces at least one of the conditional fields to become REQUIRED; (m) = for manual ordering only; (e) = for electronic ordering only

4.2.3.6 Analog, Voice, Designed Loop

4.2.3.7 LNA = N w/INP

LNA = N — Designed, Analog Loop w/INP		
Required	Conditional	Optional
PON (m)	VER (m)	TSP (m)
AN (m)	JK CODE	JR*
ATN (m)	JK NUM	NIDR*
LQTY	JK POS	
PG_OF_ (m)	IWJK	
LNUM	IWJQ	
LNA = " N "		
(CABLE ID and CHAN/PAIR) or CFA		

" " = mandatory entry; * = when this optional field is populated, it forces at least one of the conditional fields to become REQUIRED; (m) = for manual ordering only; (e) = for electronic ordering only

4.2.3.8 LNA = N w/LNP

LNA = N — Designed, Analog Loop w/LNP		
Required	Conditional	Optional
PON (m)	VER (m)	TSP (m)
AN (m)	ATN (m)	JR*

- continued -

LNA = N — <i>Designed, Analog Loop w/LNP</i>		
Required	Conditional	Optional
LQTY	JK CODE	NIDR*
PG_OF_ (m)	JK NUM	
LNUM	JK POS	
LNA = " N "	IWJK	
(CABLE ID and CHAN/PAIR) or CFA	IWJQ	

" " = mandatory entry; * = when this optional field is populated, it forces at least one of the conditional fields to become REQUIRED; (m) = for manual ordering only; (e) = for electronic ordering only

4.2.3.9 LNA = V w/INP

LNA = V — <i>Designed, Analog Loop w/INP</i>		
Required	Conditional	Optional
PON (m)	VER (m)	TSP (m)
AN (m)	JK CODE	JR*
ATN (m)	JK NUM	NIDR*
NPQTY	JK POS	BA*
PG_OF_ (m)	IWJK	
LNUM	IWJQ	
LNA = " V "	TNP	
(CABLE ID and CHAN/PAIR) or CFA	CFTN	
PORTED NBR	RTI	
NPT	NPTG	
	BLOCK	
	LEATN (m)	

" " = mandatory entry; * = when this optional field is populated, it forces at least one of the conditional fields to become REQUIRED; (m) = for manual ordering only; (e) = for electronic ordering only

4.2.3.10 LNA = V w/LNP

LNA = V — <i>Designed, Analog Loop w/LNP</i>		
Required	Conditional	Optional
PON (m)	VER (m)	TSP (m)
AN (m)	ATN (m)	JR*
LQTY	JK CODE	NIDR*
PG_OF_ (m)	JK NUM	
LNUM	JK POS	
LNA = " V "	IWJK	
(CABLE ID and CHAN/PAIR) or CFA	IWJQ	
PORTED NBR	LEAN	
NPT	LEATN	
NPQTY		

" " = mandatory entry; * = when this optional field is populated, it forces at least one of the conditional fields to become REQUIRED; (m) = for manual ordering only; (e) = for electronic ordering only

4.2.3.11 Digital, Data, Designed Loop (DS0)**4.2.3.12 LNA = N w/INP**

LNA = N — <i>Designed, Digital Data Loop (DS0) w/INP</i>		
Required	Conditional	Optional
PON (m)	VER (m)	TSP (m)
AN (m)	PG_OF_ (m)	NIDR*
ATN (m)	JK CODE	
LQTY		
PG_OF_ (m)		
LNA = " N "		

" " = mandatory entry; * = when this optional field is populated, it forces at least one of the conditional fields to become REQUIRED; (m) = for manual ordering only; (e) = for electronic ordering only

4.2.3.13 LNA = V w/INP

LNA = V — <i>Designed, Digital Data Loop (DS0) w/INP</i>		
Required	Conditional	Optional
PON (m)	VER (m)	TSP (m)
AN (m)	JK CODE	NIDR*
ATN (m)	BLOCK	BA*
LQTY		
NPQTY		
PG_OF_ (m)		
LNUM		
LNA = " V "		
NPT		

" " = mandatory entry; * = when this optional field is populated, it forces at least one of the conditional fields to become REQUIRED; (m)= for manual ordering only; (e) = for electronic ordering only

4.2.3.14 Digital, Designed, Basic Rate ISDN

4.2.3.15 LNA = N w/INP

LNA = N — <i>Designed, Digital, Basic Rate ISDN w/INP</i>		
Required	Conditional	Optional
PON (m)	VER (m)	NIDR*
AN (m)	JK CODE	
ATN (m)	IWJQ	
LQTY		
PG_OF_ (m)		
LNA = " N "		
(CABLE ID and CHAN/PAIR) or CFA		

" " = mandatory entry; * = when this optional field is populated, it forces at least one of the conditional fields to become REQUIRED; (m) = for manual ordering only; (e) = for electronic ordering only

4.2.3.16 LNA = N w/LNP

LNA = N — <i>Designed, Digital, Basic Rate ISDN w/LNP</i>		
Required	Conditional	Optional
PON (m)	VER (m)	NIDR*
AN (m)	ATN (m)	
LQTY	JK CODE	
PG_OF_ (m)		
LNUM		
LNA = " N "		
(CABLE ID and CHAN/PAIR) or CFA		

" " = mandatory entry; * = when this optional field is populated, it forces at least one of the conditional fields to become REQUIRED; (m) = for manual ordering only; (e) = for electronic ordering only

4.2.3.17 LNA = V w/INP

LNA = V — <i>Designed, Digital, Basic Rate ISDN w/INP</i>		
Required	Conditional	Optional
PON (m)	VER (m)	ECCKT
AN (m)	JK CODE	NIDR*
ATN	IWJK	BA*
NPQTY	TNP	
PG_OF_ (m)	CFTN	
LNUM	RTI	
LNA = " V "	BLOCK	
(CABLE ID and CHAN/PAIR) or CFA		
PORTED NBR		
NPT		

" " = mandatory entry; * = when this optional field is populated, it forces at least one of the conditional fields to become REQUIRED; (m) = for manual ordering only; (e) = for electronic ordering only

4.2.3.18 LNA = V w/LNP

LNA = V — Designed, Digital, Basic Rate ISDN w/LNP		
Required	Conditional	Optional
PON (m)	VER (m)	NIDR*
AN (m)	ATN (m)	
LQTY	JK CODE	
PG_OF_ (m)	LEATN	
LNUM		
LNA = " V "		
CABLE ID and CHAN/PAIR or CFA		
PORTED NBR		
NPT = " D "		
NPQTY		

" " = mandatory entry; * = when this optional field is populated, it forces at least one of the conditional fields to become REQUIRED; (m) = for manual ordering only; (e) = for electronic ordering only

4.3 Unbundled Copper Loop (UCL)

Unbundled Copper Loop (UCL) is a dedicated metallic transmission facility from BST's MDF (Main Distribution Frame) to a customer's premise.

There are two lengths of UCL:

- Unbundled Copper Loop Short (UCL-S) will be any copper loop that is shorter than 18kft
- Unbundled Copper Loop Long (UCL-L) will be any copper loop that is greater than 18kft

There are a total of four types of Unbundled Copper Loops:

- 2-Wire UCL-S
- 2-Wire UCL-L
- 4-Wire UCL-S
- 4-Wire UCL-L

For more information on Unbundled Copper Loops, see the **Description** section in **Unbundled Copper Loop (UCL)** within **REQTYP A**. For more information on the types of Number Portability, see the **REQTYP C** section.

4.3.1 Ordering Forms

The following chart illustrates the required, conditional and optional forms for ordering this service. Detailed information will follow to assist you in filling out each of these forms.

REQTYP / SERVICE TYPE	Forms												
	SI	LSR	Hunting	EU	DL	DSCR	RS	DRS	PS	NP	LS	LSNP	Proprietary
B - Unbundled Copper Loop w/NP	R	R		R								R	

R = Required C = Conditional O = Optional

4.3.1.1 Service Inquiry Form Instructions

Manual Service Inquiry Process

The SI form is reproduced at the end of this section. The instructions for the manual SI Process are:

1. Service Inquiry is needed for this product and will be sent with the LSR to the CRSG/Account Team.
2. The CRSG/Account Team will send the SI to the OSPE to make the determination if BST facilities are available or not to provide the service for the CLEC.
3. The OSPE will send the completed SI to the CRSG/Account Team.
4. If the SI advises that the product can be provided, then the CRSG/Account Team will send the completed SI and the LSR to the LCSC to begin the service order process.

OR

If BST facilities are not available, then the CLEC would have to pay Special Construction Charges, if the CLEC requests BST to place facilities to a location where they do not currently exist.

OR

If the SI reflects that BST facilities are not available, but there is a pending BST job that will provide the necessary facilities, then the CRSG/Account Team will advise the CLEC of the pending job and the ECD. OSPE will advise the CRSG/Account Team via the completed SI that the BST job has been completed and that BST facilities are now available to provision the service. The CRSG/Account Team will send the completed SI and LSR to the LCSC to begin the service order process.

Electronic Loop Make Up

The Service Inquiry Form is not required when the CLEC uses the Electronic Loop Make Pre-order Function to qualify the loop. Refer to the BellSouth Pre-Order Business Rules.

If a new facility is being requested, the CLEC must obtain Loop Make-up (LMU) information (either manually or electronically), a Facility Reservation Number and populate the reservation number in the RESID field on the LSR.

If the loop being ordered is a reuse of an existing facility and the CLEC has determined that the facility is compatible to the loop type being ordered, it is not necessary to obtain a RESID. Populate the RESID field with all "X's" and submit the electronic order.

If Loop Modifications are required, a SI and LSR must be submitted manually, following the guidelines in the ADSL/HDSL CLEC information Package.

4.3.1.2 Service Inquiry Form

Note: *The Service Inquiry form is not included in this document. Please contact your Account Team to obtain the form.*

4.3.1.3 Completing the LSR and EU Forms

The Required, Conditional, and Optional (R/C/O) fields on the LSR and EU forms will be given for every valid REQTYP/ACT combination in the **REQTYP / ACT Combination** Section.

The following chart shows all of the valid account level activities for this requisition type.

REQTYP	ACTIVITY TYPE (ACCOUNT LEVEL)												
	N	C	D	T	R	V	S	B	W	L	Y	P	Q
B - Unbundled Copper Loop w/NP						X						X	X

Note: " X " denotes valid account level activities. A blank entry indicates a non-valid account level activity.

Account level activities (ACT) apply to the entire account. The ACTs are defined below:

- ⇒ N = New installation and/or account
- ⇒ C = Change an existing account (e.g., Rearrangement, Partial disconnect or addition)
- ⇒ D = Disconnection
- ⇒ T = Outside move of end user location
- ⇒ R = Record activity is for ordering administrative changes

- ⇒ **V** = Full Conversion of service **as specified** to new Local Service Provider (LSP)
- ⇒ **S** = Seasonal suspend or restore partial account
- ⇒ **B** = Restore **full** account or restore denied account
- ⇒ **W** = Full Conversion of service **as is**

- ⇒ **L** = Seasonal suspension **full** account
- ⇒ **Y** = Deny (non-payment)
- ⇒ **P** = Conversion of service **as specified**: Partial Migration - Initial
- ⇒ **Q** = Conversion of service **as specified**: Partial Migration - Subsequent

4.3.1.4 Completing the LSNP Form

The Loop Service with Number Portability (LSNP) form may be required or invalid depending on the account level activity. Each account level activity has valid Line Level Activities (LNAs). These LNAs determine how, or if, the LSNP form should be populated.

Line level activities (LNA) apply to the specified line only. The LNAs are defined below:

- ⇒ **N** = New Installation (e.g., new line or additional line)
- ⇒ **C** = Change or Modification to an Existing Line
- ⇒ **D** = Disconnection
- ⇒ **X** = Telephone Number Change
- ⇒ **V** = Conversion or Migration to new LSP **as specified**

- ⇒ **W** = Conversion or Migration **as is**
- ⇒ **P** = PIC Change
- ⇒ **L** = Seasonal Suspend
- ⇒ **B** = Restore

The following chart gives the valid LNAs for each account level activity (ACT) and the associated LS form usage.

If REQTYP is:	And ACT is:	Then LNA is:	And LSNP form is:
B (INP)	V, P, Q	N, D, V; (at least one LNA must be V)	Required
B (LNP)	V, P, Q	N, V; (at least one LNA must be V)	Required

The RCO fields for the Loop Service with Number Portability (LSNP) form are listed according to the Line Level Activity (LNA) in the **LNA Tables** Section.

4.3.1.5 Completing the DL and DSCR Forms

If directory listings are required, please refer to **REQTYP J** for more information on completing the DL and DSCR forms.

4.3.2 REQTYP / ACT Combinations

The following charts show the Required, Conditional and Optional (R/C/O) fields on the LSR and EU forms for the valid REQTYP /ACT combinations. LSR and EU forms for a valid REQTYP/ACT combination are paired together, and within a valid REQTYP/ACT Combination are organized by INP vs. LNP. All unmentioned fields are either invalid, not applicable or prohibited. Populating any other fields may result in a fatal reject or a clarification of the service request.

Please note the following codes:

- Mandatory entries are indicated by quotation marks ("xxx").
- Optional fields marked with an asterisk (*) force at least one of the conditional fields to become required when populated.
- Fields used only for manual orders are followed by (m).
- Fields used only for electronic orders are followed by (e).

See the **Data Element Dictionary** Section for additional information on each of the fields listed below.

4.3.2.1 REQTYP B / ACT V - INP

LSR — REQTYP B / ACT V - INP (Unbundled Copper Loop)		
Required	Conditional	Optional
CCNA	VER	PROJECT
PON	SUP	EXP
AN	AI (m)	RPON
ATN	APOT (m)	RORD (m)
SC = "LCSC"	CUST	IMPCON - PAGER
PG_OF_ (m)	DSGCON	DRC*
D/TSENT	DSGCON-TEL NO.	DSGCON-FAX NO.
DDD	DSGCON-STREET	DSGCON-FLOOR
REQTYP = "BB"	DSGCON-CITY	DSGCON-ROOM
ACT = "V"	DSGCON-STATE	REMARKS

- continued -

- continued -

LSR — REQTYP B / ACT V - INP (Unbundled Copper Loop)		
Required	Conditional	Optional
CC	DSGCON-ZIP CODE	CHC
ACTL		ALTIMPCON
LSO		ALTIMPCON-TEL NO.
TOS		ALTIMPCON- PAGER
NC		
NCI		
SECNCI		
CIC		
BI1		
BAN1		
BI2		
BAN2		
ACNA		
INIT		
INIT-TEL NO.		
INIT-FAX NO.		
IMPCON		
IMPCON-TEL NO.		
RESID (<i>e</i>)		

" " = mandatory entry; * = when this optional field is populated, it forces at least one of the conditional fields to become REQUIRED; (*m*) = for manual ordering only; (*e*) = for electronic ordering only

EU — REQTYP B / ACT V - INP (Unbundled Copper Loop)		
Required	Conditional	Optional
PON (<i>m</i>)	VER (<i>m</i>)	EU-FLOOR
AN (<i>m</i>)	SASF	EU-ROOM

- continued -

EU — REQTYP B / ACT V - INP (Unbundled Copper Loop)		
Required	Conditional	Optional
ATN (m)	SASD	EU-BLDG
PG_OF_ (m)	SATH	LCON-NAME
EU-NAME	SASS	LCON-TEL NO.
SANO or SADLO	IWCON (m)	EUMI (m)
SASN	IWCON-TEL NO. (m)	ACC
EU-CITY	EATN	IWO* (m)
EU-STATE	FB-BILLNM	FBI*
EU-ZIP CODE	FB-STREET	FB-FLOOR
ERL	FB-CITY	FB-ROOM
	FB-STATE	
	FB-ZIP CODE	
	FB-BILLCON	
	FB-BILLCON-TEL NO.	

" " = mandatory entry; * = when this optional field is populated, it forces at least one of the conditional fields to become REQUIRED; (m) = for manual ordering only; (e) = for electronic ordering only

4.3.2.2 REQTYP B / ACT V - LNP

LSR — REQTYP B / ACT V - LNP (Unbundled Copper Loop)		
Required	Conditional	Optional
CCNA	VER	PROJECT
PON	ATN	EXP
AN	SUP	CHC
SC = "LCSC"	AI (m)	NNSP
PG_OF_ (m)	APOT (m)	RPON
D/TSENT	CUST	RORD

- continued -

- continued -

LSR — REQTYP B / ACT V - LNP (Unbundled Copper Loop)		
Required	Conditional	Optional
DDD	DSGCON-TEL NO.	DRC*
REQTYP = "BB"	DSGCON-STREET	DSGCON-FAX NO.
ACT = "V"	DSGCON-CITY	DSGCON-FLOOR
CC	DSGCON-STATE	DSGCON-ROOM
ACTL	DSGCON-ZIP CODE	REMARKS
LSO		ALTIMPCON
TOS		ALTIMPCON-TEL NO.
NC		ALTIMPCON- PAGER
NCI		IMPCON-PAGER
SECNCI		
CIC		
BI1		
BAN1		
BI2		
BAN2		
ACNA		
INIT		
INIT-TEL NO.		
INIT-FAX NO.		
IMPCON		
IMPCON-TEL NO.		
DSGCON		
RESID (e)		

" " = mandatory entry; * = when this optional field is populated, it forces at least one of the conditional fields to become REQUIRED; (m) = for manual ordering only; (e) = for electronic ordering only

EU — REQTYP B / ACT V - LNP (Unbundled Copper Loop)		
Required	Conditional	Optional
PON (<i>m</i>)	VER (<i>m</i>)	EU-FLOOR
AN (<i>m</i>)	ATN (<i>m</i>)	EU-ROOM
PG_OF_ (<i>m</i>)	SASF	EU-BLDG
EU-NAME	SASD	LCON-NAME
SANO or SADLO	SATH	LCON-TEL NO.
SASN	SASS	EUMI
EU-CITY	EAN	ACC
EU-STATE	EATN	FBI*
EU-ZIP CODE	DNUM	FB-SBILLNM
ERL	FB-BILLNM	FB-FLOOR
	FB-STREET	FB-ROOM
	FB-CITY	DISC NBR*
	FB-STATE	TC OPT*
	FB-ZIP CODE	TER
	FB-BILLCON	
	FB-BILLCON-TEL NO.	
	TC TO PRI	
	TC TO SEC	
	TCID	
	TC NAME	
	TC PER	

" " = mandatory entry; * = when this optional field is populated, it forces at least one of the conditional fields to become REQUIRED; (*m*) = for manual ordering only; (*e*) = for electronic ordering only

4.3.2.3 REQTYP B / ACT P - INP

LSR — REQTYP B / ACT P - INP (Unbundled Copper Loop)		
Required	Conditional	Optional
CCNA	VER	PROJECT
PON	SUP	EXP
AN	AI (m)	RPON
ATN	APOT (m)	RORD (m)
SC = "LCSC"	CUST	IMPCON - PAGER
PG_OF_ (m)	DSGCON	DRC*
D/TSENT	DSGCON-TEL NO.	DSGCON-FAX NO.
DDD	DSGCON-STREET	DSGCON-FLOOR
REQTYP = "BB"	DSGCON-CITY	DSGCON-ROOM
ACT = "P"	DSGCON-STATE	REMARKS
CC	DSGCON-ZIP CODE	CHC
ACTL		ALTIMPCON
LSO		ALTIMPCON-TEL NO.
TOS		ALTIMPCON- PAGER
NC		
NCI		
SECNCI		
CIC		
BI1		
BAN1		
BI2		
BAN2		
ACNA		
INIT		

- continued -

- continued -

LSR — REQTYP B / ACT P - INP (Unbundled Copper Loop)		
Required	Conditional	Optional
INIT-TEL NO.		
INIT-FAX NO.		
IMPCON		
IMPCON-TEL NO.		
RESID (e)		

" " = mandatory entry; * = when this optional field is populated, it forces at least one of the conditional fields to become REQUIRED; (m) = for manual ordering only; (e) = for electronic ordering only

EU — REQTYP B / ACT P - INP (Unbundled Copper Loop)		
Required	Conditional	Optional
PON (m)	VER (m)	EU-FLOOR
AN (m)	SASF	EU-ROOM
ATN (m)	SASD	EU-BLDG
PG_OF_ (m)	SATH	LCON-NAME
EU-NAME	SASS	LCON-TEL NO.
SANO or SADLO	IWCON (m)	EUMI (m)
SASN	IWCON-TEL NO. (m)	ACC
EU-CITY	EATN	IWO* (m)
EU-STATE		
EU-ZIP CODE		

" " = mandatory entry; * = when this optional field is populated, it forces at least one of the conditional fields to become REQUIRED; (m) = for manual ordering only; (e) = for electronic ordering only

4.3.2.4 REQTYP B / ACT P - LNP

LSR — REQTYP B / ACT P - LNP (Unbundled Copper Loop)		
Required	Conditional	Optional
CCNA	VER	PROJECT
PON	ATN	EXP
AN	SUP	CHC
SC = "LCSC"	AI (m)	NNSP
PG_OF_ (m)	APOT (m)	RPON
D/TSENT	CUST	RORD
DDD	DSGCON-TEL NO.	DRC*
REQTYP = "BB"	DSGCON-STREET	DSGCON-FAX NO.
ACT = "P"	DSGCON-CITY	DSGCON-FLOOR
CC	DSGCON-STATE	DSGCON-ROOM
ACTL	DSGCON-ZIP CODE	REMARKS
LSO		ALTIMPCON
TOS		ALTIMPCON-TEL NO.
NC		ALTIMPCON- PAGER
NCI		IMPCON-PAGER
SECNCI		
CIC		
BI1		
BAN1		
BI2		
BAN2		
ACNA		
INIT		
INIT-TEL NO.		

- continued -

- continued -

LSR — REQTYP B / ACT P - LNP (Unbundled Copper Loop)		
Required	Conditional	Optional
INIT-FAX NO.		
IMPCON		
IMPCON-TEL NO.		
DSGCON		
RESID (e)		

" " = mandatory entry; * = when this optional field is populated, it forces at least one of the conditional fields to become REQUIRED; (m) = for manual ordering only; (e) = for electronic ordering only

EU — REQTYP B / ACT P - LNP (Unbundled Copper Loop)		
Required	Conditional	Optional
PON (m)	VER (m)	EU-FLOOR
AN (m)	ATN (m)	EU-ROOM
PG_OF_ (m)	SASF	EU-BLDG
EU-NAME	SASD	LCON-NAME
SANO or SADLO	SATH	LCON-TEL NO.
SASN	SASS	EUMI
EU-CITY	EAN	ACC
EU-STATE	EATN	DISC NBR*
EU-ZIP CODE	DNUM	TC OPT*
	TC TO PRI	TER
	TC TO SEC	
	TCID	
	TC NAME	
	TC PER	

" " = mandatory entry; * = when this optional field is populated, it forces at least one of the conditional fields to become REQUIRED; (m) = for manual ordering only; (e) = for electronic ordering only

4.3.2.5 REQTYP B / ACT Q - INP

LSR — REQTYP B / ACT Q - INP (Unbundled Copper Loop)		
Required	Conditional	Optional
CCNA	VER	PROJECT
PON	SUP	EXP
AN	AI (m)	RPON
ATN	APOT (m)	RORD (m)
SC = "LCSC"	CUST	IMPCON-PAGER
PG_OF_ (m)	DSGCON	DRC*
D/TSENT	DSGCON-TEL NO.	DSGCON-FAX NO.
DDD	DSGCON-STREET	DSGCON-FLOOR
REQTYP = "BB"	DSGCON-CITY	DSGCON-ROOM
ACT = "Q"	DSGCON-STATE	REMARKS
CC	DSGCON-ZIP CODE	CHC
ACTL		ALTIMPCON
LSO		ALTIMPCON-TEL NO.
TOS		ALTIMPCON- PAGER
NC		
NCI		
SECNCI		
CIC		
BI1		
BAN1		
BI2		
BAN2		
ACNA		
INIT		

- continued -

- continued -

LSR — REQTYP B / ACT Q - INP (Unbundled Copper Loop)		
Required	Conditional	Optional
INIT-TEL NO.		
INIT-FAX NO.		
IMPCON		
IMPCON-TEL NO.		
RESID (e)		

" " = mandatory entry; * = when this optional field is populated, it forces at least one of the conditional fields to become REQUIRED; (m) = for manual ordering only; (e) = for electronic ordering only

EU — REQTYP B / ACT Q - INP (Unbundled Copper Loop)		
Required	Conditional	Optional
PON (m)	VER (m)	EU-FLOOR
AN (m)	SASF	EU-ROOM
ATN (m)	SASD	EU-BLDG
PG_OF_ (m)	SATH	LCON-NAME
EU-NAME	SASS	LCON-TEL NO.
SANO or SADLO	IWCON (m)	EUMI (m)
SASN	IWCON-TEL NO. (m)	ACC
EU-CITY	EATN	IWO* (m)
EU-STATE		
EU-ZIP CODE		

" " = mandatory entry; * = when this optional field is populated, it forces at least one of the conditional fields to become REQUIRED; (m) = for manual ordering only; (e) = for electronic ordering only

4.3.2.6 REQTYP B / ACT Q - LNP

LSR — REQTYP B / ACT Q - LNP (Unbundled Copper Loop)		
Required	Conditional	Optional
CCNA	VER	PROJECT
PON	ATN	EXP
AN	SUP	CHC
SC = "LCSC"	AI (m)	NNSP
PG_OF_ (m)	APOT (m)	RPON
D/TSENT	CUST	RORD
DDD	DSGCON-TEL NO.	DRC*
REQTYP = "BB"	DSGCON-STREET	DSGCON-FAX NO.
ACT = "Q"	DSGCON-CITY	DSGCON-FLOOR
CC	DSGCON-STATE	DSGCON-ROOM
ACTL	DSGCON-ZIP CODE	REMARKS
LSO		ALTIMPCON
TOS		ALTIMPCON-TEL NO.
NC		ALTIMPCON- PAGER
NCI		IMPCON-PAGER
SECNCI		
CIC		
BI1		
BAN1		
BI2		
BAN2		
ACNA		
INIT		
INIT-TEL NO.		

- continued -

- continued -

LSR — REQTYP B / ACT Q - LNP (Unbundled Copper Loop)		
Required	Conditional	Optional
INIT-FAX NO.		
IMPCON		
IMPCON-TEL NO.		
DSGCON		
RESID (e)		

" " = mandatory entry; * = when this optional field is populated, it forces at least one of the conditional fields to become REQUIRED; (m) = for manual ordering only; (e) = for electronic ordering only

EU — REQTYP B / ACT Q- LNP (Unbundled Copper Loop)		
Required	Conditional	Optional
PON (m)	VER (m)	EU-FLOOR
AN (m)	ATN (m)	EU-ROOM
PG_OF_ (m)	SASF	EU-BLDG
EU-NAME	SASD	LCON-NAME
SANO or SADLO	SATH	LCON-TEL NO.
SASN	SASS	EUMI
EU-CITY	EAN	ACC
EU-STATE	EATN	DISC NBR*
EU-ZIP CODE	DNUM	TC OPT*
	TC TO PRI	TER
	TC TO SEC	
	TCID	
	TC NAME	
	TC PER	

" " = mandatory entry; * = when this optional field is populated, it forces at least one of the conditional fields to become REQUIRED; (m) = for manual ordering only; (e) = for electronic ordering only

4.3.3 LNA Tables for Unbundled Copper Loop

The following charts show the Required, Conditional and Optional (R/C/O) fields for the LSNP form for the valid Line Level Activities (LNAs). All unmentioned fields are either invalid, not applicable or prohibited. Populating any other fields may result in a fatal reject or a clarification of the service request. These charts are organized by Line Level Activity and then INP vs. LNP within each Line Level Activity.

Please note the following codes:

- Mandatory entries are indicated by quotation marks ("xxx").
- Optional fields marked with an asterisk (*) force at least one of the conditional fields to become required when populated.
- Fields used only for manual orders are followed by (m).
- Fields used only for electronic orders are followed by (e).

See the **Data Element Dictionary** Section for additional information on each of the fields listed below.

4.3.3.1 LNA = N w / INP

LNA = N — Unbundled Copper Loop w/INP		
Required	Conditional	Optional
PON (m)	VER (m)	JR* (m)
AN (m)	JK CODE (m)	NIDR* (m)
ATN (m)	CHAN/PAIR 2 (e)	
LQTY	IWJK (m)	
PG_OF_ (m)	IWJQ (m)	
LNA = "N"		
(CABLE ID and CHAN/PAIR)		

" " = mandatory entry; * = when this optional field is populated, it forces at least one of the conditional fields to become REQUIRED; (m) = for manual ordering only; (e) = for electronic ordering only

4.3.3.2 LNA = N w / LNP

LNA = N — Unbundled Copper Loop w/LNP		
Required	Conditional	Optional
PON (m)	VER (m)	JR* (m)
AN (m)	ATN (m)	NIDR (m)
LQTY	JK CODE (m)	
PG_OF_ (m)	CHAN/PAIR 2 (e)	
LNUM	IWJK (m)	
LNA = "N"	IWJQ (m)	
(CABLE ID and CHAN/PAIR)		

" " = mandatory entry; * = when this optional field is populated, it forces at least one of the conditional fields to become REQUIRED; (m)= for manual ordering only; (e)= for electronic ordering only

4.3.3.3 LNA = D w / INP

LNA = D — Unbundled Copper Loop w/INP		
Required	Conditional	Optional
PON (m)	VER (m)	
AN (m)		
LQTY		
LNUM		
PG_OF_ (m)		
LNA = " D "		
ECCKT		

" " = mandatory entry; * = when this optional field is populated, it forces at least one of the conditional fields to become REQUIRED; (m) = for manual ordering only; (e) = for electronic ordering only

4.3.3.4 LNA = V w / INP

LNA = V — Unbundled Copper Loop w/INP		
Required	Conditional	Optional
PON (m)	VER (m)	NIDR* (m)
LQTY	RTI	BA*
AN (m)	BLOCK	JR* (m)
ATN (m)	LEATN (m)	
PG_OF_ (m)	CHAN/PAIR 2 (e)	
LNUM	JK CODE (m)	
LNA = "V"	IWJK (m)	
(CABLE ID and CHAN/PAIR)	IWJQ (m)	
PORTED NBR		
NPT		
NPQTY		
TNP		
CFTN		

" " = mandatory entry; * = when this optional field is populated, it forces at least one of the conditional fields to become REQUIRED; (m) = for manual ordering only; (e) = for electronic ordering only

4.3.3.5 LNA = V w / LNP

LNA = V — Unbundled Copper Loop w/LNP		
Required	Conditional	Optional
PON (m)	VER (m)	NIDR* (m)
AN (m)	ATN (m)	JR* (m)
LQTY	JK CODE (m)	
PG_OF_ (m)	LEAN	
LNUM	LEATN	
LNA = "V"	CHAN/PAIR 2 (e)	

- continued -

- continued -

LNA = V — <i>Unbundled Copper Loop w/LNP</i>		
Required	Conditional	Optional
(CABLE ID and CHAN/PAIR)	IWJK (<i>m</i>)	
PORTED NBR	IWJQ (<i>m</i>)	
NPT = "D"		
NPQTY		

" " = mandatory entry; * = when this optional field is populated, it forces at least one of the conditional fields to become REQUIRED; (*m*) = for manual ordering only; (*e*) = for electronic ordering only

4.4 xDSL Loops

The xDSL Loops are capable loops providing a transmission path between a Collocation agreement and a customer premises, between two customer premises, or between two Collocation arrangements.

Currently, three offerings are available for xDSL Loops:

- 2-Wire ADSL Capable Loop w/Network Interface Device (NID)
- 2-Wire HDSL Capable Loop w/NID
- 4-Wire HDSL Capable Loop w/NID

Note: Electronic system will not process HDSL ReqTyp B (INP). Those requests will have to be processed *manually* .

For more information on xDSL Loops, see the **Description** section in **xDSL Loops** within **REQTYP A**. For more information on the types of Number Portability, see the **REQTYP C** section.

4.4.1 Ordering Forms

The following chart illustrates the required, conditional and optional forms for ordering this service. Detailed information will follow to assist you in filling out each of these forms.

REQTYP / SERVICE TYPE	Forms												
	SI	LSR	Hunting	EU	DL	DSCR	RS	DRS	PS	NP	LS	LSNP	Proprietary
B - xDSL Loops w/ Number Portability	R	R		R								R	

R = Required C = Conditional O = Optional

4.4.1.1 Service Inquiry Form Instructions

4.4.1.2 SI Process for ADSL and HDSL Loops

Manual Service Inquiry Process

The following two subsections provide instructions for the manual SI Process. The SI form is reproduced at the end of this section.

1. CLEC will send SI (Service Inquiry) for ADSL or HDSL Loop setup to the CRSG/Account Team. (The LSR will not be sent from the CLEC for setup.)
2. CRSG/Account Team will forward the SI to OSPE.
3. The completed SI will then be forwarded to the LCSC to process the service order to bill the CLEC for appropriate charges and provision the LSR.

Electronic Loop Make Up

The Service Inquiry Form is not required when the CLEC uses the Electronic Loop Make Pre-order Function to qualify the loop. Refer to the BellSouth Pre-Order Business Rules.

If a new facility is being requested, the CLEC must obtain Loop Make-Up (LMU) information (either manually or electronically), a Facility Reservation Number and populate the reservation number in the RESID field on the LSR.

If the loop being ordered is a reuse of an existing facility and the CLEC has determined that the facility is compatible to the loop type being ordered, it is not necessary to obtain a RESID. Populate the RESID field with all "X's" and submit the electronic order.

If Loop Modifications are required, a SI and LSR must be submitted manually, following the guidelines in the ADSL/HDSL CLEC information Package.

4.4.1.3 Service Inquiry Form

Note: *The Service Inquiry form is not included in this document. Please contact your Account Team to obtain the form.*

4.4.1.4 Completing the LSR and EU Forms

The Required, Conditional, and Optional (R/C/O) fields on the LSR and EU forms will be given for every valid REQTYP/ACT combination in the **REQTYP / ACT Combination** Section.

The following chart shows all of the valid account level activities for this requisition type.

REQTYP	ACTIVITY TYPE (ACCOUNT LEVEL)												
	N	C	D	T	R	V	S	B	W	L	Y	P	Q
B - xDSL Loops w/ Number Portability						X						X	X

Note: " X " denotes valid account level activities. A blank entry indicates a non-valid account level activity.

Account level activities (ACT) apply to the entire account. The ACTs are defined below:

- ⇒ **N** = New installation and/or account
- ⇒ **C** = Change an existing account (e.g., Rearrangement, Partial disconnect or addition)
- ⇒ **D** = Disconnection
- ⇒ **T** = Outside move of end user location
- ⇒ **R** = Record activity is for ordering administrative changes
- ⇒ **V** = Full Conversion of service **as specified** to new Local Service Provider (LSP)
- ⇒ **S** = Seasonal suspend or restore partial account
- ⇒ **B** = Restore **full** account or restore denied account
- ⇒ **W** = Full Conversion of service **as is**

- ⇒ **L** = Seasonal suspension **full** account
- ⇒ **Y** = Deny (non-payment)
- ⇒ **P** = Conversion of service **as specified:** Partial Migration - Initial
- ⇒ **Q** = Conversion of service **as specified:** Partial Migration - Subsequent

4.4.1.5 Completing the LSNP Form

The Loop Service with Number Portability LSNP form may be required or invalid depending on the account level activity. Each account level activity has valid Line Level Activities (LNAs). These LNAs determine how, or if, the LSNP form should be populated.

Line level activities (LNA) apply to the specified line only. The LNAs are defined below:

- ⇒ **N** = New Installation (e.g., new line or additional line)
- ⇒ **C** = Change or Modification to an Existing Line
- ⇒ **D** = Disconnection
- ⇒ **X** = Telephone Number Change
- ⇒ **V** = Conversion or Migration to new LSP **as specified**

- ⇒ **W** = Conversion or Migration **as is**
- ⇒ **P** = PIC Change
- ⇒ **L** = Seasonal Suspend
- ⇒ **B** = Restore

The following chart gives the valid LNAs for each account level activity (ACT) and the associated LSNP form usage.

If REQTYP is:	And ACT is:	Then LNA is:	And LSNP form is:
B (INP)	V, P, Q	N, D, V; (atleast one LNA must be V)	Required
B (LNP)	V, P, Q	N, V; (at least one LNA must be V)	Required

The RCO fields for the Loop Service with Number Portability (LSNP) form are listed according to the Line Level Activity (LNA) in the **LNA Tables** Section .

4.4.2 REQTYP / ACT Combinations

The following charts show the Required, Conditional and Optional (R/C/O) fields on the LSR and EU forms for the valid REQTYP /ACT combinations. LSR and EU forms for a valid REQTYP/ACT combination are paired together, and within a valid REQTYP/ACT Combination are organized by INP vs. LNP. All unmentioned fields are either invalid, not applicable or prohibited. Populating any other fields may result in a fatal reject or a clarification of the service request.

Please note the following codes:

- Mandatory entries are indicated by quotation marks ("xxx").
- Optional fields marked with an asterisk (*) force at least one of the conditional fields to become required when populated.
- Fields used only for manual orders are followed by (m).
- Fields used only for electronic orders are followed by (e).

See the **Data Element Dictionary** Section for additional information on each of the fields listed below.

4.4.2.1 REQTYP B / ACT V - INP

LSR — REQTYP B / ACT V - INP (xDSL Loops)		
Required	Conditional	Optional
CCNA	VER	PROJECT
PON	SUP	EXP
AN	AI (m)	RPON
ATN	APOT (m)	RORD (m)
SC = "LCSC"	CUST	DRC*
PG_OF_ (m)	DSGCON	DSGCON-FAX NO.
D/TSENT	DSGCON-TEL NO.	DSGCON-FLOOR
DDD	DSGCON-STREET	DSGCON-ROOM
REQTYP = "BB"	DSGCON-CITY	REMARKS
ACT = "V"	DSGCON-STATE	ALTIMPCON
CC	DSGCON-ZIP CODE	ALTIMPCON-TEL NO
ACTL		ALTIMPCON PAGER
LSO		DFDT*
TOS		IMPCON PAGER
NC		
NCI		
SECNCI		
CIC		
BI1		
BAN1		
BI2		
BAN2		
ACNA		
INIT		

- continued -

- continued -

LSR — REQTYP B / ACT V - INP (xDSL Loops)		
Required	Conditional	Optional
INIT-TEL NO.		
INIT-FAX NO.		
IMPCON		
IMPCON-TEL NO.		
RESID (e)		

" " = mandatory entry; * = when this optional field is populated, it forces at least one of the conditional fields to become REQUIRED; (m) = for manual ordering only; (e) = for electronic ordering only

EU — REQTYP B / ACT V - INP (xDSL Loops)		
Required	Conditional	Optional
PON (m)	VER (m)	EU-FLOOR
AN (m)	SASF	EU-ROOM
ATN (m)	SASD	EU-BLDG
PG_OF_ (m)	SATH	LCON-NAME
EU-NAME	SASS	LCON-TEL NO.
SANO or SADLO	IWCON (m)	EUMI (m)
SASN	IWCON-TEL NO. (m)	ACC
EU-CITY	EATN	IWO* (m)
EU-STATE	FB-BILLNM	FBI*
EU-ZIP CODE	FB-STREET	FB-FLOOR
ERL	FB-CITY	FB-ROOM
	FB-STATE	
	FB-ZIP CODE	
	FB-BILLCON	
	FB-BILLCON TEL NO.	

" " = mandatory entry; * = when this optional field is populated, it forces at least one of the conditional fields to become REQUIRED; (m) = for manual ordering only; (e) = for electronic ordering only

4.4.2.2 REQTYP B / ACT V - LNP

LSR — REQTYP B / ACT V - LNP (xDSL Loops)		
Required	Conditional	Optional
CCNA	VER	PROJECT
PON	ATN	EXP
AN	SUP	DFDT
SC	SCA (m)	NNSP
PG_OF_ (m)	AI (m)	RPON
D/TSENT	APOT (m)	RORD
DDD	CUST	DRC*
REQTYP = "BB"	DSGCON-TEL NO.	DSGCON-FAX NO.
ACT = "V"	DSGCON-STREET	DSGCON-FLOOR
CC	DSGCON-CITY	DSGCON-ROOM
ACTL	DSGCON-STATE	REMARKS
LSO	DSGCON-ZIP CODE	ALTIMPCON
TOS		ALTIMPCON TEL NO
NC		ALTIMPCON PAGER
NCI		IMPCON PAGER
SECNCI		
CIC		
BI1		
BAN1		
BI2		
BAN2		
ACNA		
INIT		
INIT-TEL NO.		

- continued -

- continued -

LSR — REQTYP B / ACT V - LNP (xDSL Loops)		
Required	Conditional	Optional
INIT-FAX NO.		
IMPCON		
IMPCON-TEL NO.		
DSGCON		
RESID (e)		

" " = mandatory entry; * = when this optional field is populated, it forces at least one of the conditional fields to become REQUIRED; (m) = for manual ordering only; (e) = for electronic ordering only

EU — REQTYP B / ACT V- LNP (xDSL Loops)		
Required	Conditional	Optional
PON (m)	VER (m)	EU-FLOOR
AN (m)	ATN (m)	EU-ROOM
PG_OF_ (m)	SASF	EU-BLDG
EU-NAME	SASD	LCON-NAME
SANO or SADLO	SATH	LCON-TEL NO.
SASN	SASS	EUMI
EU-CITY	EAN	ACC
EU-STATE	EATN	FBI*
EU-ZIP CODE	FB-BILLNM	FB-SBILLNM
ERL	FB-STREET	FB-FLOOR
	FB-CITY	FB-ROOM
	FB-STATE	DISC NBR*
	FB-ZIP CODE	TC OPT*
	DNUM	TER
	FB-BILLCON	
	FB-BILLCON TEL NO.	

- continued -

- continued -

EU — REQTYP B / ACT V- LNP (xDSL Loops)		
Required	Conditional	Optional
	TC TO PRI	
	TC TO SEC	
	TCID	
	TC NAME	
	TC PER	

" " = mandatory entry; * = when this optional field is populated, it forces at least one of the conditional fields to become REQUIRED; (m) = for manual ordering only; (e) = for electronic ordering only

4.4.2.3 REQTYP B / ACT P - INP

LSR — REQTYP B / ACT P - INP (xDSL Loops)		
Required	Conditional	Optional
CCNA	VER	PROJECT
PON	SUP	EXP
AN	AI (m)	RPON
ATN	APOT (m)	RORD (m)
SC = "LCSC"	CUST	DRC*
PG_OF_ (m)	DSGCON	DSGCON-FAX NO.
D/TSENT	DSGCON-TEL NO.	DSGCON-FLOOR
DDD	DSGCON-STREET	DSGCON-ROOM
REQTYP = "BB"	DSGCON-CITY	REMARKS
ACT = "P"	DSGCON-STATE	ALTIMPCON
CC	DSGCON-ZIP CODE	ALTIMPCON TEL NO
ACTL		ALTIMPCON PAGER
LSO		DFDT*
TOS		IMPCON PAGER

- continued -

- continued -

LSR — REQTYP B / ACT P - INP (xDSL Loops)		
Required	Conditional	Optional
NC		
NCI		
SECNCI		
CIC		
BI1		
BAN1		
BI2		
BAN2		
ACNA		
INIT		
INIT-TEL NO.		
INIT-FAX NO.		
IMPCON		
IMPCON-TEL NO.		
RESID (<i>e</i>)		

" " = mandatory entry; * = when this optional field is populated, it forces at least one of the conditional fields to become REQUIRED; (*m*) = for manual ordering only; (*e*) = for electronic ordering only

EU — REQTYP B / ACT P- INP (xDSL Loops)		
Required	Conditional	Optional
PON (<i>m</i>)	VER (<i>m</i>)	EU-FLOOR
AN (<i>m</i>)	SASF	EU-ROOM
ATN (<i>m</i>)	SASD	EU-BLDG
PG_OF_ (<i>m</i>)	SATH	LCON-NAME
EU-NAME	SASS	LCON-TEL NO.
SANO or SADLO	IWCON (<i>m</i>)	EUMI (<i>m</i>)

- continued -

- continued -

EU — REQTYP B / ACT P- INP (xDSL Loops)		
Required	Conditional	Optional
SASN	IWCON-TEL NO. (m)	ACC
EU-CITY	EATN	IWO* (m)
EU-STATE	FB-BILLNM	FBI*
EU-ZIP CODE	FB-STREET	FB-FLOOR
	FB-CITY	FB-ROOM
	FB-STATE	
	FB-ZIP CODE	
	FB-BILLCON	
	FB-BILLCON TEL NO.	

" " = mandatory entry; * = when this optional field is populated, it forces at least one of the conditional fields to become REQUIRED; (m) = for manual ordering only; (e) = for electronic ordering only

4.4.2.4 REQTYP B / ACT P - LNP

LSR — REQTYP B / ACT P - LNP (xDSL Loops)		
Required	Conditional	Optional
CCNA	VER	PROJECT
PON	SUP	EXP
AN	AI (m)	RPON
SC = "LCSC"	CUST	DRC*
PG_OF_ (m)	DSGCON	DSGCON-FAX NO.
D/TSENT	DSGCON-TEL NO.	DSGCON-FLOOR
DDD	DSGCON-STREET	DSGCON-ROOM
REQTYP = "BB"	DSGCON-CITY	REMARKS
ACT = "P"	DSGCON-STATE	ALTIMPCON

- continued -

- continued -

LSR — REQ TYP B / ACT P - LNP (xDSL Loops)		
Required	Conditional	Optional
CC	DSGCON-ZIP CODE	ALTIMPCON TEL NO
ACTL	ATN	ALTIMPCON PAGER
LSO	APOT (<i>m</i>)	NNSP
TOS		IMPCON PAGER
NC		RORD
NCI		
SECNCI		
CIC		
BI1		
BAN1		
BI2		
BAN2		
ACNA		
INIT		
INIT-TEL NO.		
INIT-FAX NO.		
IMPCON		
IMPCON-TEL NO.		
RESID (<i>e</i>)		

" " = mandatory entry; * = when this optional field is populated, it forces at least one of the conditional fields to become REQUIRED; (*m*) = for manual ordering only; (*e*) = for electronic ordering only

EU — REQ TYP B / ACT P- LNP (xDSL Loops)		
Required	Conditional	Optional
PON (<i>m</i>)	VER (<i>m</i>)	EU-FLOOR
AN (<i>m</i>)	SASF	EU-ROOM

- continued -

EU — REQ TYP B / ACT P- LNP (xDSL Loops)		
Required	Conditional	Optional
PG_OF_ (m)	SASD	EU-BLDG
EU-NAME	SATH	LCON-NAME
SANO or SADLO	SASS	LCON-TEL NO.
SASN	IWCON (m)	EUMI
EU-CITY	IWCON-TEL NO. (m)	ACC
EU-STATE	EATN	IWO* (m)
EU-ZIP CODE	FB-BILLNM	FBI*
	FB-STREET	FB-FLOOR
	FB-CITY	FB-ROOM
	FB-STATE	DISC NBR*
	FB-ZIP CODE	TC OPT*
	FB-BILLCON	TER
	FB-BILLCON TEL NO.	
	ATN (m)	
	DNUM	
	TC TO PRI	
	TC TO SEC	
	TCID	
	TC NAME	
	TC PER	

" " = mandatory entry; * = when this optional field is populated, it forces at least one of the conditional fields to become REQUIRED; (m) = for manual ordering only; (e) = for electronic ordering only

4.4.2.5 REQTYP B / ACT Q - INP

LSR — REQTYP B / ACT Q - INP (xDSL Loops)		
Required	Conditional	Optional
CCNA	VER	PROJECT
PON	SUP	EXP
AN	AI (m)	RPON
ATN	APOT (m)	RORD (m)
SC = "LCSC"	CUST	DRC*
PG_OF_ (m)	DSGCON	DSGCON-FAX NO.
D/TSENT	DSGCON-TEL NO.	DSGCON-FLOOR
DDD	DSGCON-STREET	DSGCON-ROOM
REQTYP = "BB"	DSGCON-CITY	REMARKS
ACT = "Q"	DSGCON-STATE	ALTIMPCON
CC	DSGCON-ZIP CODE	ALTIMPCON TEL NO
ACTL		ALTIMPCON PAGER
LSO		DFDT*
TOS		IMPCON PAGER
NC		
NCI		
SECNCI		
CIC		
BI1		
BAN1		
BI2		
BAN2		
ACNA		
INIT		

- continued -

- continued -

LSR — REQTYP B / ACT Q - INP (xDSL Loops)		
Required	Conditional	Optional
INIT-TEL NO.		
INIT-FAX NO.		
IMPCON		
IMPCON-TEL NO.		
RESID (<i>e</i>)		

" " = mandatory entry; * = when this optional field is populated, it forces at least one of the conditional fields to become REQUIRED; (*m*) = for manual ordering only; (*e*) = for electronic ordering only

EU — REQTYP B / ACT Q- INP (xDSL Loops)		
Required	Conditional	Optional
PON (<i>m</i>)	VER (<i>m</i>)	EU-FLOOR
AN (<i>m</i>)	SASF	EU-ROOM
ATN (<i>m</i>)	SASD	EU-BLDG
PG_OF_ (<i>m</i>)	SATH	LCON-NAME
EU-NAME	SASS	LCON-TEL NO.
SANO or SADLO	IWCON (<i>m</i>)	EUMI (<i>m</i>)
SASN	IWCON-TEL NO. (<i>m</i>)	ACC
EU-CITY	EATN	IWO* (<i>m</i>)
EU-STATE	FB-BILLNM	FBI*
EU-ZIP CODE	FB-STREET	FB-FLOOR
	FB-CITY	FB-ROOM
	FB-STATE	
	FB-ZIP CODE	
	FB-BILLCON	
	FB-BILLCON TEL NO.	

" " = mandatory entry; * = when this optional field is populated, it forces at least one of the conditional fields to become REQUIRED; (*m*) = for manual ordering only; (*e*) = for electronic ordering only

4.4.2.6 REQTYP B / ACT Q - LNP

LSR — REQTYP B / ACT Q - LNP (xDSL Loops)		
Required	Conditional	Optional
CCNA	VER	PROJECT
PON	SUP	EXP
AN	AI (<i>m</i>)	RPON
SC = "LCSC"	CUST	DRC*
PG_OF_ (<i>m</i>)	DSGCON	DSGCON-FAX NO.
D/TSENT	DSGCON-TEL NO.	DSGCON-FLOOR
DDD	DSGCON-STREET	DSGCON-ROOM
REQTYP = "BB"	DSGCON-CITY	REMARKS
ACT = "Q"	DSGCON-STATE	ALTIMPCON
CC	DSGCON-ZIP CODE	ALTIMPCON TEL NO
ACTL	APOT (<i>m</i>)	ALTIMPCON PAGER
LSO	ATN	DFDT*
TOS		NNSP
NC		IMPCON PAGER
NCI		RORD
SECNCI		
CIC		
BI1		
BAN1		
BI2		
BAN2		
ACNA		
INIT		
INIT-TEL NO.		

- continued -

- continued -

LSR — REQTYP B / ACT Q - LNP (xDSL Loops)		
Required	Conditional	Optional
INIT-FAX NO.		
IMPCON		
IMPCON-TEL NO.		
RESID (e)		

" " = mandatory entry; * = when this optional field is populated, it forces at least one of the conditional fields to become REQUIRED; (m) = for manual ordering only; (e) = for electronic ordering only

EU — REQTYP B / ACT Q- LNP (xDSL Loops)		
Required	Conditional	Optional
PON (m)	VER (m)	EU-FLOOR
AN (m)	SASF	EU-ROOM
PG_OF_ (m)	SASD	EU-BLDG
EU-NAME	SATH	LCON-NAME
SANO or SADLO	SASS	LCON-TEL NO.
SASN	IWCON (m)	EUMI
EU-CITY	IWCON-TEL NO. (m)	ACC
EU-STATE	EATN	IWO* (m)
EU-ZIP CODE	FB-BILLNM	FBI*
	FB-STREET	FB-FLOOR
	FB-CITY	FB-ROOM
	FB-STATE	DISC NBR*
	FB-ZIP CODE	TC OPT*
	FB-BILLCON	TER
	FB-BILLCON TEL NO.	
	ATN (m)	

- continued -

- continued -

EU — REQTYP B / ACT Q- LNP (xDSL Loops)		
Required	Conditional	Optional
	DNUM	
	TC TO PRI	
	TC TO SEC	
	TCID	
	TC NAME	
	TC PER	

" " = mandatory entry; * = when this optional field is populated, it forces at least one of the conditional fields to become REQUIRED; (m) = for manual ordering only; (e) = for electronic ordering only

4.4.3 LNA Tables for xDSL Loops

The following charts show the Required, Conditional and Optional (R/C/O) fields for the LSNP form for the valid Line Level Activities (LNAs). All unmentioned fields are either invalid, not applicable or prohibited. Populating any other fields may result in a fatal reject or a clarification of the service request. These charts are organized by Line Level Activity and then INP vs. LNP within each Line Level Activity.

Please note the following codes:

- Mandatory entries are indicated by quotation marks ("xxx").
- Optional fields marked with an asterisk (*) force at least one of the conditional fields to become required when populated.
- Fields used only for manual orders are followed by (m).
- Fields used only for electronic orders are followed by (e).

See the **Data Element Dictionary** Section for additional information on each of the fields listed below.

4.4.3.1 LNA = N w / INP

LNA = N — xDSL Loops w / INP		
Required	Conditional	Optional
PON (m)	VER (m)	TSP (m)
AN (m)	JK CODE (m)	JR* (m)
ATN (m)	CHAN/PAIR 2 (e)	NIDR* (m)

- continued -

LNA = N — xDSL Loops w / INP		
Required	Conditional	Optional
LQTY	IWJK (m)	
PG_OF_ (m)	IWJQ (m)	
LNUM		
LNA = "N"		
(CABLE ID and CHAN/PAIR)		

" " = mandatory entry; * = when this optional field is populated, it forces at least one of the conditional fields to become REQUIRED; (m) = for manual ordering only; (e) = for electronic ordering only

4.4.3.2 LNA = N w / LNP

LNA = N — xDSL Loops w / LNP		
Required	Conditional	Optional
PON (m)	VER	TSP
AN (m)	ATN (m)	JR* (m)
LQTY	JK CODE (m)	NIDR* (m)
PG_OF_ (m)	CHAN/PAIR 2 (e)	
LNUM	IWJK (m)	
LNA = "N" # (# = atleast one LNA must be 'V')	IWJQ (m)	
(CABLE ID and CHAN/PAIR)		

" " = mandatory entry; * = when this optional field is populated, it forces at least one of the conditional fields to become REQUIRED; (m) = for manual ordering only; (e) = for electronic ordering only

4.4.3.3 LNA = V w / INP

LNA = V — xDSL Loops w / INP		
Required	Conditional	Optional
PON (m)	VER (m)	TSP (m)
AN (m)	JK CODE (m)	JR* (m)
ATN (m)	TNP	NIDR* (m)
NPQTY	CFTN	BA*
PG_OF_ (m)	RTI (m)	
LNUM	NPTG (m)	
LNA = "V"	BLOCK (m)	
(CABLE ID and CHAN/PAIR)	LEAN (m)	
PORTED NBR	LEATN (m)	
NPT	CHAN/PAIR 2 (e)	
	IWJK (m)	
	IWJQ (m)	

" " = mandatory entry; * = when this optional field is populated, it forces at least one of the conditional fields to become REQUIRED; (m) = for manual ordering only; (e) = for electronic ordering only

4.4.3.4 LNA = V w / LNP

LNA = V — xDSL Loops w / LNP		
Required	Conditional	Optional
PON (m)	VER (m)	TSP (m)
AN (m)	ATN (m)	JR* (m)
LQTY	JK CODE (m)	NIDR* (m)
PG_OF_ (m)	LEAN	
LNUM	LEATN	
LNA = "V"	CHAN/PAIR 2 (e)	

- continued -

- continued -

LNA = V — xDSL Loops w / LNP		
Required	Conditional	Optional
(CABLE ID and CHAN/PAIR)	IWJK (<i>m</i>)	
PORTED NBR	IWJQ (<i>m</i>)	
NPT		
NPQTY		

" " = mandatory entry; * = when this optional field is populated, it forces at least one of the conditional fields to become REQUIRED; (*m*) = for manual ordering only; (*e*) = for electronic ordering only

4.4.3.5 LNA = D w / INP

LNA = D — xDSL Loops w / INP		
Required	Conditional	Optional
PON (<i>m</i>)	VER (<i>m</i>)	
AN (<i>m</i>)		
LQTY (<i>m</i>)		
LNUM		
PG_OF_ (<i>m</i>)		
LNA = "D"		
ECCKT		

" " = mandatory entry; * = when this optional field is populated, it forces at least one of the conditional fields to become REQUIRED; (*m*) = for manual ordering only; (*e*) = for electronic ordering only

5. REQTYP C - Number Portability

5.1 Description

Number Portability (NP) is a part of local competition that provides end users with the ability to retain their phone numbers when they change service providers, change from one type of service to another, or move from one physical location to another. There are two types of number portability:

Interim Number Portability (INP)

This is a temporary solution for porting numbers which involves two telephone numbers to route calls to the serving wire center using one of the following methods:

- Remote Call Forwarding
- Direct Inward Dialing
- Route Index Hubbing

Local Number Portability (LNP)

This is the long-range solution and includes the following characteristics:

- Uses only one telephone number
- Requires significant network architecture hardware and software upgrades
- Uses the Advanced Intelligent Network (AIN) Requires new routing methodology to send calls to the wire center of the company currently providing the local service.

5.2 Ordering Forms/Screens

The following chart illustrates the required, conditional and optional forms/screens for ordering this service. Detailed information will follow to assist you in filling out each of these forms/screens.

REQTYP / SERVICE TYPE	Forms										
	LSR	Hunt- ing	EU	DL	DSCR	RS	DRS	PS	NP	LS	LSNP
C - Number Portability	R		R	O	C *				C**		

R = Required C = Conditional O = optional

* = DSCR is required to indicate:

- Captions

- Degree Of Indent
- Irregular Placement

** The NP form/screen is required only when ACT = C, V, P, or Q. Otherwise, the NP form/screen *is not required* .

5.2.1 Completing the LSR and EU Forms/Screens

The Required, Conditional, and Optional (R/C/O) fields on the LSR and EU forms/screens will be given for every valid REQTYP / ACT combination in the **REQTYP / ACT Combination** Section.

The following chart shows all of the valid account level activities for this requisition type.

REQTYP	ACTIVITY TYPE (ACCOUNT LEVEL)												
	N	C	D	T	R	V	S	B	W	L	Y	P	Q
C- Number Portability (INP)		X	X			X						X	X
C - Number Portability (LNP)		X				X						X	X

Note: " X " denotes valid account level activities. A blank entry indicates a non-valid account level activity.

Account level activities (ACT) apply to the entire account. The ACTs are defined below:

N = New installation and/or account

C = Change an existing account (e.g., Rearrangement, Partial disconnect or addition)

D = Disconnection

T = Outside move of end user location

R = Record activity is for ordering administrative changes

V = Full Conversion of service **as specified** to new Local Service Provider (LSP)

S = Seasonal suspend or restore partial account

B = Restore **full** account or restore denied account

W = Full Conversion of service **as is**

L = Seasonal suspension **full** account

Y = Deny (non-payment)

P = Conversion of service **as specified**: Partial Migration - Initial

Q = Conversion of service **as specified**: Partial Migration - Subsequent

5.2.2 Completing the NP Form/Screen

The Number Portability (NP) form/screen may be required or invalid for the ordering of this service depending on the account level activity. Each account level activity has valid Line Level Activities (LNA). These LNAs determine how, or if, the NP form/screen should be populated.

Line level activities (LNA) apply to the specified line only. The LNAs are defined below:

N = New Installation (e.g., new line or additional line)

C = Change or Modification to an Existing Line

D = Disconnection

X = Telephone Number Change

V = Conversion or Migration to new LSP as **specified**

W = Conversion or Migration **as is**

P = PIC Change

L = Seasonal Suspend

B = Restore

The following chart gives the valid LNAs for each account level activity (ACT) and the associated NP form/screen usage.

If REQTYT is:	And ACT is:	Then LNA is:	And NP form/screen is:
C (INP)	C	C, D	Required
C (INP)	D	Prohibited	Not Required
C (INP)	V	D, V	Required
C (INP)	P	D, V	Required
C (INP)	Q	D, V	Required
C (LNP)	C	C	Required
C (LNP)	V	V	Required
C (LNP)	P	V	Required
C (LNP)	Q	V	Required

The R/C/O fields for the Number Portability (NP) form/screen are listed according to the Line Level Activity (LNA) in the **LNA Tables** Section.

5.2.3 Completing the DL and DSCR Forms/Screens

If directory listings are required, please refer to **REQTYP J** for more information on completing the DL and DSCR forms/screens.

5.3 REQTYP / ACT Combinations

The following charts show the Required, Conditional and Optional (R/C/O) fields on the LSR and EU forms/screens for the valid REQTYP / ACT combinations. All unmentioned fields are either invalid, not applicable or prohibited. Populating any other fields may result in a fatal reject or a clarification of the service request. Also note that each REQTYP/ACT combination is by ACT, Non-Designed versus Designed, and then INP versus LNP.

Please note the following codes:

- Mandatory entries are indicated by quotation marks ("xxx").
- Optional fields marked with an asterisk (*) force at least one of the conditional fields to become required when populated.
- Fields used only for manual orders are followed by (m).
- Fields used only for electronic orders are followed by (e)

See the **Data Element Dictionary** Section for additional information on each of the fields listed below.

5.3.1 REQTYP C / ACT C - INP

LSR — REQTYP C / ACT C - INP		
Required	Conditional	Optional
CCNA	VER	PROJECT
PON	SUP	RPON
ATN	CUST	BII
PG_OF_ (m)	IMPCON-TEL NO.	VTA (m)
SC = " LCSC "		IMPCON*
D/SENT		IMPCON-PAGER
DDD		REMARKS
REQTYP = " CB "		
ACT = " C "		
CC		
TOS		
CIC		
BAN1		

- continued -

- continued -

LSR — REQ TYP C / ACT C - INP		
Required	Conditional	Optional
INIT		
INIT-TEL NO.		
INIT-FAX NO.		

" " = mandatory entry; * = when this optional field is populated, it forces at least one of the conditional fields to become REQUIRED; (m) = for manual ordering only; (e) = for electronic ordering only

EU — REQ TYP C / ACT C - INP		
Required	Conditional	Optional
PON (m)	DQTY	DISC NBR*
VER (m)	EAN	
ATN (m)	EATN	
PG_OF_ (m)	DNUM	
EU-NAME		

" " = mandatory entry; * = when this optional field is populated, it forces at least one of the conditional fields to become REQUIRED; (m) = for manual ordering only; (e) = for electronic ordering only

5.3.2 REQ TYP C / ACT C - LNP

LSR — REQ TYP C / ACT C - LNP		
Required	Conditional	Optional
CCNA	VER	PROJECT
PON	AN or ATN	EXP
SC = " LCSC "	SUP	NNSP
PG_OF_ (m)	CUST	RPON
D/SENT	IMPCON-TEL NO.	BI1
DDD		VTA
REQ TYP = " CB "		IMPCON*
ACT = " C "		IMPCON-PAGER

- continued -

- continued -

LSR — REQTYP C / ACT C - LNP		
Required	Conditional	Optional
CC		REMARKS
TOS		
CIC		
BAN1		
INIT		
INIT-TEL NO.		
INIT-FAX NO.		

" " = mandatory entry; * = when this optional field is populated, it forces at least one of the conditional fields to become REQUIRED; (m) = for manual ordering only; (e) = for electronic ordering only

EU — REQTYP C / ACT C - LNP		
Required	Conditional	Optional
PON (m)	VER (m)	EU-FLOOR
PG_OF_ (m)	AN or ATN (m)	EU-ROOM
EU-NAME	DQTY	EU-BLDG
SANO or SADLO	SASF	EUMI
SASN	SASD	DISC NBR*
EU-CITY	SATH	TER
EU-STATE	SASS	TC OPT*
EU-ZIP CODE	EAN	
	EATN	
	DNUM	
	DISC NBR	
	TC PER	
	TC TO PRI	
	TC TO SEC	

- continued -

- continued -

EU — REQ TYP C / ACT C - LNP		
Required	Conditional	Optional
	TCID	
	TC NAME	

" " = mandatory entry; * = when this optional field is populated, it forces at least one of the conditional fields to become REQUIRED; (m) = for manual ordering only; (e) = for electronic ordering only

5.3.3 REQ TYP C / ACT D - INP

LSR — REQ TYP C / ACT D - INP		
Required	Conditional	Optional
CCNA	VER	PROJECT
PON	SUP	RPON
ATN	CUST	IMPCON*
PG_OF_ (m)	IMPCON-TEL NO.	IMPCON-PAGER
SC = " LCSC "		REMARKS
D/SENT		
DDD		
REQ TYP = " CB "		
ACT = " D "		
CC		
TOS		
CIC		
BAN1		

" " = mandatory entry; * = when this optional field is populated, it forces at least one of the conditional fields to become REQUIRED; (m) = for manual ordering only; (e) = for electronic ordering only

EU — REQ TYP C / ACT D - INP		
Required	Conditional	Optional
PON (m)	DQTY	FBI*
VER (m)	EATN	FB-SBILLNM

- continued -

EU — REQTYP C / ACT D - INP		
Required	Conditional	Optional
ATN (m)	FB-BILLNM	FB-FLOOR
PG_OF_ (m)	FB-STREET	FB-ROOM
EU-NAME	FB-CITY	TER
	FB-STATE	DISC NBR*
	FB-ZIP CODE	TC OPT*
	FB-BILLCON	
	FB-BILLCON-TEL NO.	
	DNUM	
	TC PER	
	TC TO PRI	
	TC TO SEC	
	TCID	
	TC NAME	

" " = mandatory entry; * = when this optional field is populated, it forces at least one of the conditional fields to become REQUIRED; (m) = for manual ordering only; (e) = for electronic ordering only

5.3.4 REQTYP C / ACT V - INP

LSR — REQTYP C / ACT V - INP		
Required	Conditional	Optional
CCNA	VER	RPON
PON	DFDT	B11
ATN	SUP	VTA
PG_OF_ (m)	CUST	REMARKS
SC = " LCSC "	IMP CON-TEL NO.	IMP CON*
D/SENT	ALTIMP CON-TEL NO.	IMP CON-PAGER

- continued -

- continued -

LSR — REQTYP C / ACT V - INP		
Required	Conditional	Optional
DDD		
REQTYP = " CB "		
ACT = " V "		
CC		
TOS		
CIC		
BAN1		
INIT		
INIT-TEL NO.		
INIT-FAX NO.		

" " = mandatory entry; * = when this optional field is populated, it forces at least one of the conditional fields to become REQUIRED; (m) = for manual ordering only; (e) = for electronic ordering only

EU — REQTYP C / ACT V - INP		
Required	Conditional	Optional
PON (m)	SASF	EU-FLOOR
VER (m)	SASD	EU-ROOM
ATN (m)	SATH	EU-BLDG
PG_OF_ (m)	SASS	FBI*
EU-NAME	EATN	FB-SBILLNM
SANO or SADLO	FB-BILLNM	FB-FLOOR
SASN	FB-STREET	FB-ROOM
EU-CITY	FB-CITY	
EU-STATE	FB-STATE	
EU-ZIP CODE	FB-ZIP CODE	

- continued -

- continued -

EU — REQ TYP C / ACT V - INP		
Required	Conditional	Optional
ERL	FB-BILLCON	
	FB-BILLCON-TEL NO.	

" " = mandatory entry; * = when this optional field is populated, it forces at least one of the conditional fields to become REQUIRED; (m) = for manual ordering only; (e) = for electronic ordering only

5.3.5 REQ TYP C / ACT V - LNP

LSR — REQ TYP C / ACT V - LNP		
Required	Conditional	Optional
CCNA	AN or ATN	PROJECT
PON	VER	EXP
SC = " LCSC "	SUP	NNSP
PG_OF_ (m)	CUST	RPON
D/SENT		VTA
DDD		LCON
REQTYP = " CB "		LCON-TEL NO.
ACT = " V "		REMARKS
CC		LCON-TEL NO.
TOS		
CIC		
BAN1		
INIT		
INIT-TEL NO.		
INIT-FAX NO.		

" " = mandatory entry; * = when this optional field is populated, it forces at least one of the conditional fields to become REQUIRED; (m) = for manual ordering only; (e) = for electronic ordering only

EU — REQTYP C / ACT V - LNP		
Required	Conditional	Optional
PON (m)	VER (m)	EU-FLOOR
PG_OF_ (m)	AN or ATN (m)	EU-ROOM
EU-NAME	DQTY	EU-BLDG
SANO or SADLO	SASF	EUMI
SASN	SASD	FBI*
EU-CITY	SATH	FB-SBILLNM
EU-STATE	SASS	FB-FLOOR
EU-ZIP CODE	SADLO	FB-ROOM
ERL	EAN	DISC NBR*
	EATN	TER
	FB-BILLNM	TC OPT*
	FB-STREET	ACC (m)
	FB-CITY	
	FB-STATE	
	FB-ZIP CODE	
	FB-BILLCON	
	FB-BILLCON TEL NO.	
	DNUM	
	TC PER	
	TC TO PRI	
	TC TO SEC	
	TCID	
	TC NAME	

" " = mandatory entry; * = when this optional field is populated, it forces at least one of the conditional fields to become REQUIRED; (m) = for manual ordering only; (e) = for electronic ordering only

5.3.6 REQTYP C / ACT P - INP

LSR — REQTYP C / ACT P - INP		
Required	Conditional	Optional
CCNA	VER	PROJECT
PON	DFDT	CHC
ATN	SUP	RPON
PG_OF_ (m)	CUST	BII
SC = " LCSC "	IMPCON-TEL NO.	VTA (m)
D/SENT	ALTIMPCON-TEL NO.	IMPCON*
DDD		IMPCON-PAGER
REQTYP = " CB "		REMARKS
ACT = " P "		
CC		
TOS		
CIC		
BAN1		
INIT		
INIT-TEL NO.		
INIT-FAX NO.		

" " = mandatory entry; * = when this optional field is populated, it forces at least one of the conditional fields to become REQUIRED; (m) = for manual ordering only; (e) = for electronic ordering only

EU — REQTYP C / ACT P - INP		
Required	Conditional	Optional
PON (m)	SASF	EU-FLOOR
VER (m)	SASD	EU-ROOM
ATN (m)	SATH	EU-BLDG
PG_OF_ (m)	SASS	

- continued -

- continued -

EU — REQTYP C / ACT P - INP		
Required	Conditional	Optional
EU-NAME	SADLO	
SANO or SADLO	EATN	
SASN		
EU-CITY		
EU-STATE		
EU-ZIP CODE		

" " = mandatory entry; * = when this optional field is populated, it forces at least one of the conditional fields to become REQUIRED; (m) = for manual ordering only; (e) = for electronic ordering only

5.3.7 REQTYP C / ACT P - LNP

LSR — REQTYP C / ACT P - LNP		
Required	Conditional	Optional
CCNA	AN or ATN	PROJECT
PON	VER	EXP
SC = " LCSC "	SUP	NNSP
PG_OF_ (m)	CUST	RPON
D/SENT		VTA
DDD		LCON
REQTYP = " CB "		LCON-TEL NO.
ACT = " P "		REMARKS
CC		
TOS		
CIC		
BAN1		
INIT		

- continued -

- continued -

LSR — REQTYP C / ACT P - LNP		
Required	Conditional	Optional
INIT-TEL NO.		
INIT-FAX NO.		

" " = mandatory entry; * = when this optional field is populated, it forces at least one of the conditional fields to become REQUIRED; (m) = for manual ordering only; (e) = for electronic ordering only

EU — REQTYP C / ACT P - LNP		
Required	Conditional	Optional
PON (m)	VER (m)	EU-FLOOR
PG_OF_ (m)	AN or ATN (m)	EU-ROOM
EU-NAME	DQTY	EU-BLDG
SANO or SADLO	SASF	EUMI
SASN	SASD	DISC NBR*
EU-CITY	SATH	TER
EU-STATE	SASS	TC OPT*
EU-ZIP CODE	EAN	ACC (m)
	EATN	
	DNUM	
	TC PER	
	TC TO PRI	
	TC TO SEC	
	TCID	
	TC NAME	
	TC PER	

" " = mandatory entry; * = when this optional field is populated, it forces at least one of the conditional fields to become REQUIRED; (m) = for manual ordering only; (e) = for electronic ordering only

5.3.8 REQTYP C / ACT Q - INP

LSR — REQTYP C / ACT Q - INP		
Required	Conditional	Optional
CCNA	VER	PROJECT
PON	DFDT	CHC
ATN	SUP	RPON
PG_OF_ (m)	CUST	BII
SC = " LCSC "	IMPCON-TEL NO.	VTA
D/SENT	ALTIMPCON-TEL NO.	IMPCON*
DDD		IMPCON-PAGER
REQTYP = " CB "		REMARKS
ACT = " Q "		
CC		
TOS		
CIC		
BAN1		
INIT		
INIT-TEL NO.		
INIT-FAX NO.		

" " = mandatory entry; * = when this optional field is populated, it forces at least one of the conditional fields to become REQUIRED; (m) = for manual ordering only; (e) = for electronic ordering only

EU — REQTYP C / ACT Q - INP		
Required	Conditional	Optional
PON (m)	SASF	EU-FLOOR
VER (m)	SASD	EU-ROOM
ATN (m)	SATH	EU-BLDG
PG_OF_ (m)	SASS	

- continued -

- continued -

EU — REQTYP C / ACT Q - INP		
Required	Conditional	Optional
EU-NAME	SADLO	
SANO or SADLO	EATN	
SASN		
EU-CITY		
EU-STATE		
EU-ZIP CODE		

" " = mandatory entry; * = when this optional field is populated, it forces at least one of the conditional fields to become REQUIRED; (m) = for manual ordering only; (e) = for electronic ordering only

5.3.9 REQTYP C / ACT Q - LNP

LSR — REQTYP C / ACT Q - LNP		
Required	Conditional	Optional
CCNA	AN or ATN	PROJECT
PON	VER	EXP
SC = " LCSC "	SUP	NNSP
PG_OF_ (m)	CUST	RPON
D/SENT		VTA
DDD		LCON
REQTYP = " CB "		LCON-TEL NO.
ACT = " Q "		REMARKS
CC		
TOS		
CIC		
BAN1		
INIT		

- continued -

- continued -

LSR — REQTYP C / ACT Q - LNP		
Required	Conditional	Optional
INIT-TEL NO.		
INIT-FAX NO.		

" " = mandatory entry; * = when this optional field is populated, it forces at least one of the conditional fields to become REQUIRED; (m) = for manual ordering only; (e) = for electronic ordering only

EU — REQTYP C / ACT Q - LNP		
Required	Conditional	Optional
PON (m)	VER (m)	EU-FLOOR
PG_OF_ (m)	AN or ATN (m)	EU-ROOM
EU-NAME	DQTY	EU-BLDG
SANO or SADLO	SASF	EUMI
SASN	SASD	DISC NBR*
EU-CITY	SATH	TER
EU-STATE	SASS	TC OPT*
EU-ZIP CODE	EAN	ACC (m)
	EATN	
	DNUM	
	TC PER	
	TC TO PRI	
	TC TO SEC	
	TCID	
	TC NAME	
	TC PER	

" " = mandatory entry; * = when this optional field is populated, it forces at least one of the conditional fields to become REQUIRED; (m) = for manual ordering only; (e) = for electronic ordering only

5.4 LNA Tables for REQTYP C

The following charts show the Required, Conditional and Optional (R/C/O) fields for the NP form/screen for the valid Line Level Activities (LNAs). The following charts are organized according to LNA, and then INP versus LNP. Please refer to the **Completing the NP Form/Screen** Section for a listing of the valid LNAs for each account level activity. All unmentioned fields are either invalid, not applicable or prohibited. Populating any other fields may result in a fatal reject or a clarification of the service request.

Please note the following codes:

- Mandatory entries are indicated by quotation marks ("xxx").
- Optional fields marked with an asterisk (*) force at least one of the conditional fields to become required when populated.
- Fields used only for manual orders are followed by (m).
- Fields used only for electronic orders are followed by (e).

See the **Data Element Dictionary** Section for additional information on each of the fields listed below.

5.4.1 LNA = C w/INP

LNA = C — INP		
Required	Conditional	Optional
PON (m)	VER (m)	NPI
ATN (m)	TNP	BA*
NPQTY	CFTN	
PG_OF_ (m)	BLOCK	
LNUM		
LNA = " C "		
PORTED NBR		
NPT		

" " = mandatory entry; * = when this optional field is populated, it forces at least one of the conditional fields to become REQUIRED; (m) = for manual ordering only; (e) = for electronic ordering only

5.4.2 LNA = C w/LNP

LNA = C — LNP		
Required	Conditional	Optional
PON (<i>m</i>)	VER (<i>m</i>)	NPI
NPQTY	AN or ATN (<i>m</i>)	
PG_OF_ (<i>m</i>)		
LNUM		
LNA = " C "		
PORTED NBR		
NPT = " D "		

" " = mandatory entry; * = when this optional field is populated, it forces at least one of the conditional fields to become REQUIRED; (*m*) = for manual ordering only; (*e*) = for electronic ordering only

5.4.3 LNA = D w/LNP

LNA = D — LNP		
Required	Conditional	Optional
PON (<i>m</i>)	VER (<i>m</i>)	NPI
ATN (<i>m</i>)	TC TO PRI	TC OPT*
NPQTY	TC TO SEC	
PG_OF_ (<i>m</i>)	TCID	
LNUM	TC NAME	
LNA = " D "	TC PER	
PORTED NBR		
NPT		

" " = mandatory entry; * = when this optional field is populated, it forces at least one of the conditional fields to become REQUIRED; (*m*) = for manual ordering only; (*e*) = for electronic ordering only

5.4.4 LNA = V w/INP

LNA = V — INP		
Required	Conditional	Optional
PON (<i>m</i>)	VER (<i>m</i>)	NPI
ATN (<i>m</i>)	TNP	BA*
NPQTY	CFTN	TC OPT*
PG_OF_ (<i>m</i>)	RTI	
LNUM	NPTG	
LNA = " V "	BLOCK	
PORTED NBR	TC TO PRI	
NPT	TC TO SEC	
	TCID	
	TC PER	
	TC NAME	
	LEATN (<i>m</i>)	

" " = mandatory entry; * = when this optional field is populated, it forces at least one of the conditional fields to become REQUIRED; (*m*) = for manual ordering only; (*e*) = for electronic ordering only

5.4.5 LNA = V w/LNP

LNA = V — LNP		
Required	Conditional	Optional
PON (<i>m</i>)	VER (<i>m</i>)	NPI
NPQTY	AN or ATN (<i>m</i>)	
PG_OF_ (<i>m</i>)	LEAN	
LNUM	LEATN	
LNA = " V "		
PORTED NBR		
NPT = " D "		

" " = mandatory entry; * = when this optional field is populated, it forces at least one of the conditional fields to become REQUIRED; (*m*) = for manual ordering only; (*e*) = for electronic ordering only

6. REQTYP E - Resale

6.1 Description

Resale Services are those bundled services where the service provider is different from the network provider. Competitive Local Exchange Carriers (CLECs) can purchase telecommunications products, features and services from Local Exchange Carriers such as BellSouth, for resale to their customers.

6.2 Types of Resale Products / Services

Resale products / services can either be complex or non-complex. Generally, CLECs do not need additional technical direction or assistance to order non-complex resale products / services. They can be ordered either electronically or manually using standardized forms and processes. Many complex resale products / services, however, require additional technical direction and assistance from the Account Team. See the Complex Chapter for instructions on how to order complex products.

Based on the service, the following matrix indicates the proper department to receive the order request forms.

PRODUCT INFORMATION		ORDERING METHOD BY ACTIVITY TYPE			
Product / Service Name	Complex or Non - Complex (C) or (N)	New ACT = N	Switch AS IS ACT = W	Switch with PIC Change / Freeze LNA = P	Switch with OTHER Change ACT = V
AccuPulse® *	C	LCSC	LCSC	LCSC	LCSC
Area Plus®	N	LCSC	LCSC	LCSC	LCSC
Area Plus® with Complete ChoiceSM	N	LCSC	LCSC	LCSC	LCSC
ATM - Asynchronous Transfer Mode *	C	Account Team	Account Team	Not Applicable	Account Team
Back-Up Line	N	LCSC	LCSC	LCSC	LCSC
Call Waiting / Call Waiting Deluxe	N	LCSC	LCSC	Not Applicable	LCSC

- continued -

- continued -

PRODUCT INFORMATION		ORDERING METHOD BY ACTIVITY TYPE			
Product / Service Name	Complex or Non - Complex (C) or (N)	New ACT = N	Switch AS IS ACT = W	Switch with PIC Change / Freeze LNA = P	Switch with OTHER Change ACT = V
Caller ID Basic / Caller ID Enhanced	N	LCSC	LCSC	Not Applicable	LCSC
BellSouth® Centrex® *	C	Account Team	LCSC	LCSC	LCSC
BellSouth® Centrex® with Customer Control *	C	Account Team	LCSC	LCSC	Account Team
BellSouth® Centrex® - Add/NARs/Standard Feature lines to Existing Service *	C	Not Applicable	Not Applicable	LCSC	LCSC
BellSouth® Centrex - Add/Optional or Miscellaneous Features or line terminations to Existing BellSouth® Centrex® *	C	Not Applicable	Not Applicable	Not Applicable	Account Team
BellSouth® Centrex® - Complete/Partial Disconnect *	C	Not Applicable	Not Applicable	Not Applicable	LCSC
Complete ChoiceSM	N	LCSC	:LCSC	LCSC	LCSC
Custom Calling Services: Speed Calling, 3-Way Calling	N	LCSC	LCSC	Not Applicable	LCSC

- continued -

- continued -

PRODUCT INFORMATION		ORDERING METHOD BY ACTIVITY TYPE			
Product / Service Name	Complex or Non - Complex (C) or (N)	New ACT = N	Switch AS IS ACT = W	Switch with PIC Change / Freeze LNA = P	Switch with OTHER Change ACT = V
DID / AIOD **	C	Account Team	LCSC	LCSC	Account Team
DID - Add to Existing	C	LCSC	LCSC	LCSC	LCSC
Directory Assistance Call Completion	N or C	LCSC	LCSC	Not Applicable	LCSC
Directory Assistance Service	N or C	L:CSC	LCSC	Not Applicable	LCSC
Directory White Pages Service	N or C	LCSC	LCSC	Not Applicable	LCSC
E911 / SALI *	C	Account Team	Account Team	Not Applicable	Account Team
ESSX®/Digital ESSX® System *	C	Not Applicable	LCSC	LCSC	Account Team
ESSX®/Digital ESSX® System with ECAS/DECAS *	C	Not Applicable	Not Applicable	LCSC	Account Team***
ESSX®/Digital ESSX® - Add to Service at a New, Secondary, or Existing Location *	C	Not Applicable	Not Applicable	LCSC	Account Team

- continued -

- continued -

PRODUCT INFORMATION		ORDERING METHOD BY ACTIVITY TYPE			
Product / Service Name	Complex or Non - Complex (C) or (N)	New ACT = N	Switch AS IS ACT = W	Switch with PIC Change / Freeze LNA = P	Switch with OTHER Change ACT = V
ESSX®/Digital ESSX® - Add Per System Features or Group A features 1st time to Existing ESSX® *	C	Not Applicable	Not Applicable	Not Applicable	Account Team
ESSX®/Digital ESSX® - Optional / Miscellaneous Features 1st time to Existing ESSX® *	C	Not Applicable	Not Applicable	Not Applicable	Account Team
ESSX®/Digital ESSX® - Optional / Miscellaneous Features subsequent activity after initial installation of Existing ESSX® *	C	Not Applicable	Not Applicable	Not Applicable	Account Team
ESSX®/Digital ESSX® - Add / Delete NARs *	C	Not Applicable	Not Applicable	Not Applicable	Account Team
ESSX®/Digital ESSX® - conversion to MultiServ® or MultiServ® Plus or BellSouth Centrex *	C	Not Applicable	Not Applicable	Not Applicable	Account Team

- continued -

- continued -

PRODUCT INFORMATION		ORDERING METHOD BY ACTIVITY TYPE			
Product / Service Name	Complex or Non - Complex (C) or (N)	New ACT = N	Switch AS IS ACT = W	Switch with PIC Change / Freeze LNA = P	Switch with OTHER Change ACT = V
ESSX®/Digital ESSX® - Complete / Partial Disconnect *	C	Not Applicable	Not Applicable	Not Applicable	Account Team
FCO and FX Services *	C	Account Team	LCSC	LCSC	Account Team
Flexible Call Forwarding	N or C	LCSC	LCSC	Not Applicable	LCSC
FlexServ® *	C	Account Team	LCSC	Not Applicable	Account Team
Frame Relay / CDS *	C	Account Team	LCSC	Not Applicable	Account Team
Hunting **	N	LCSC	LCSC	Not Applicable	LCSC
InfoServ	N or C	LCSC	LCSC	LCSC	LCSC
Inside Wire - Basic	N or C	LCSC	LCSC	Not Applicable	LCSC
Inside Wire - Non-Basic	N or C	LCSC	LCSC	Not Applicable	LCSC
ISDN (BRI) *	C	Account Team	LCSC	LCSC	LCSC
ISDN (PRI) *	C	Account Team	LCSC	LCSC	Account Team
LightGate® *	C	Account Team	LCSC	Not Applicable	Account Team
Local Exchange Business Line	N	LCSC	LCSC	LCSC	LCSC
Local Exchange Residence Line	N	LCSC	LCSC	LCSC	LCSC

- continued -

- continued -

PRODUCT INFORMATION		ORDERING METHOD BY ACTIVITY TYPE			
Product / Service Name	Complex or Non - Complex (C) or (N)	New ACT = N	Switch AS IS ACT = W	Switch with PIC Change / Freeze LNA = P	Switch with OTHER Change ACT = V
MegaLink® *	C	Account Team	LCSC	Not Applicable	Account Team
MegaLink® Channel *	C	Account Team	LCSC	Not Applicable	Account Team
MegaLink® Plus *	C	Account Team	LCSC	Not Applicable	Account Team
MemoryCall®	N	LCSC	LCSC	Not Applicable	LCSC
Message Telephone Service (MTS)	N	LCSC	LCSC	LCSC	LCSC
MultiServ® / MultiServ® PLUS *	C	Account Team	LCSC	LCSC	Account Team
MultiServ® / MultiServ® PLUS Service with Customer Control *	C	Account Team	LCSC	Account Team	Account Team
MultiServ® / MultiServ® PLUS adding NARs / LINES existing service *	C	LCSC	Not Applicable	LCSC	Account Team
MultiServ® / MultiServ® PLUS converting to MultiServ® or to BellSouth® Centrex® *	C	LCSC	Not Applicable	LCSC	Account Team

- continued -

- continued -

PRODUCT INFORMATION		ORDERING METHOD BY ACTIVITY TYPE			
Product / Service Name	Complex or Non - Complex (C) or (N)	New ACT = N	Switch AS IS ACT = W	Switch with PIC Change / Freeze LNA = P	Switch with OTHER Change ACT = V
MultiServ® / MultiServ® PLUS Add Optional / Miscellaneous Features to existing service *	C	Not Applicable	Not Applicable	Not Applicable	Account Team
MultiServ® / MultiServ® PLUS Complete / Partial Disconnect *	C	Not Applicable	Not Applicable	Not Applicable	Account Team
NMLI - Native Mode LAN Interconnection *	C	Account Team	Account Team	Not Applicable	Account Team
Non-List / Non-LOB	N or C	LCSC	LCSCS	Not Applicable	LCSC
Off Premises Station (OPS) *	C	Account Team	LCSC	Not Applicable	Account Team
Off Premises Station - Add to Existing *	C	LCSC	LCSC	Not Applicable	LCSC
Operator Svcs. Listing Svcs.	N or C	LCSC	LCSC	Not Applicable	LCSC
Operator Call Processing	N or C	LCSC	LCSC	Not Applicable	LCSC
Optional Calling Plans (OCP)	N	LCSC	LCSC	Not Applicable	LCSC
Payphone Access Line / SMARTLine®	N	LCSC	LCSC	LCSC	LCSC

- continued -

- continued -

PRODUCT INFORMATION		ORDERING METHOD BY ACTIVITY TYPE			
Product / Service Name	Complex or Non - Complex (C) or (N)	New ACT = N	Switch AS IS ACT = W	Switch with PIC Change / Freeze LNA = P	Switch with OTHER Change ACT = V
PBX Trunks - Flat, Message and Measured *	N	LCSC	LCSC	LCSC	LCSC
Private Line / Analog Data *	C	Account Team	LCSC	Not Applicable	Account Team
PulseLink® *	C	Account Team	LCSC	Not Applicable	Account Team
Remote Call Forwarding	N	LCSC	LCSC	Not Applicable	LCSC
RingMaster®	N	LCSC	LCSC	Not Applicable	LCSC
SMARTRing® OC3 *	C	Account Team	LCSC	Not Applicable	Account Team
SMARTRing® OC12 *	C	Account Team	LCSC	Not Applicable	Account Team
SynchroNet® *	C	Account Team	LCSC	Not Applicable	Account Team
Tielines *	C	Account Team	LCSC	Not Applicable	Account Team
Toll and Assist Services	N or C	LCSC	LCSC	Not Applicable	LCSC
Toll-Free Dialing *	C	Account Team	LCSC	Not Applicable	Account Team
TouchStar®	N	LCSC	LCSC	Not Applicable	LCSC
TouchTone	N	LCSC	LCSC	Not Applicable	LCSC
isual Director®	N	LCSC	LCSC	Not Applicable	LCSC
Voice-Grade Non-Data	C	Account Team	LCSC	Not Applicable	Account Team
WATS *	C	Account Team	LCSC	Not Applicable	Account Team

- continued -

- continued -

PRODUCT INFORMATION		ORDERING METHOD BY ACTIVITY TYPE			
Product / Service Name	Complex or Non - Complex (C) or (N)	New ACT = N	Switch AS IS ACT = W	Switch with PIC Change / Freeze LNA = P	Switch with OTHER Change ACT = V
WatSaver®	N or C	LCSC	LCSC	LCSC	LCSC
WatSaver® with Term	N or C	Account Team	LCSC	LCSC	LCSC

When ordering services through the LCSC, the CLEC should submit the LSR, EU, Resale (or product specific form for complex services), and Directory Listing / Directory Service Caption Request forms/screens (if applicable).

When ordering services through the Account Team, the CLEC should submit the Local Service Request (LSR), the End User Information Form (EU), and the Directory Listing Form (if applicable), and any product specific forms developed by BellSouth. These forms are located in the Complex Products chapter.

* Information on these products are found in the Complex Chapter, following the REQTY N Chapter.

** The upcoming sections will provide more detailed ordering information for the different types of resale products and services. The sections are ordered as follows:

- Non-Complex Resale Service
- Hunting

Note: DID (Direct-in-Dial) Resale Service is covered in detail as REQTY N. Additionally, Hunting, an optional service, will be discussed in detail following ISDN-BRI Resale Services.

6.3 REQTY E - Non-Complex Resale Service

6.3.1 Ordering Forms/Screens

The following chart illustrates the required, conditional and optional forms for ordering this service. Detailed information will follow to assist you in filling out each of these forms/screens.

REQTYP / SERVICE TYPE	Forms										
	LSR	Hunting	EU	DL	DSCR	RS	DRS	PS	NP	LS	LSNP
E - Resale Service (Non-Complex)	R	O*	R	C**	C***	C****					

R = Required C = Conditional O = optional

* = *Hunting is optional only when ACT is N, C, T, V, P or Q. Otherwise, Hunting is prohibited.*

** = *DL form/screen is required when the ACT is N, or T.*

*** = DSCR is required to indicate:

- Captions
- Degree Of Indent
- Irregular Placement

**** = *RS form/screen is required only when the ACT is N, C, T, V, S, P or Q. Otherwise, the RS form/screen is not required.*

6.3.1.1 Completing the LSR and EU Forms/Screens

The Required, Conditional, and Optional (R/C/O) fields on the LSR and EU forms/screens will be given for every valid REQTYTYP / ACT combination in the REQTYTYP / ACT Combination for Resale Non-Complex Services Section.

The following chart shows all of the valid account level activities for this requisition type.

REQTYTYP	ACTIVITY TYPE (ACCOUNT LEVEL)												
	N	C	D	T	R	V	S	B	W	L	Y	P	Q
E Resale Service (Non-Complex)	X	X	X	X		X	X	X	X	X	X	X	X

Note: " X " denotes valid account level activities. A blank entry indicates a non-valid account level activity.

Account level activities (ACT) apply to the entire account. The ACTs are defined below:

N = New installation and/or account

C = Change an existing account (e.g., Rearrangement, Partial disconnect or addition)

D = Disconnection

T = Outside move of end user location

R = Record activity is for ordering administrative changes

V = Full Conversion of service **as specified** to new Local Service Provider (LSP)

S = Seasonal partial suspend or restore partial account

B = Restore **full** account or restore denied account

W = Full Conversion of service **as is**

L = Seasonal suspension **full** account

Y = Deny (non-payment)

P = Conversion of service **as specified**: Partial Migration - Initial

Q = Conversion of service **as specified**: Partial Migration - Subsequent

6.3.1.2 Completing the RS Form/Screen

The Resale Service (RS) form/screen may or may not be required depending on the account level activity. Each account level activity has valid line level activities (LNAs). These LNAs determine how, or if, the RS form/screen should be populated.

Line level activities (LNA) apply to the specified line only. The LNAs are defined below:

N = New Installation (e.g., new line or additional line)

C = Change or Modification to an Existing Line

D = Disconnection

G = Conversion or Migration to new LSP **as specified** (listing ALL FEATURES requested for conversion service).

X = Telephone Number Change

V = Conversion or Migration to new LSP **as specified** (*only* listing changes from existing service).

W = Conversion or Migration **as is**

P = PIC Change

L = Seasonal Suspend

B = Restore

The following chart gives the valid LNAs for each account level activity (ACT) and the associated RS form/screen usage.

If ACT is:	Then LNA is:	And RS form/screen is:
N	N	Required
C	N, C, D, X or P	Required
D	Prohibited	Not Required
T	N or C	Required
V	N, D, G, X, V, W or P	Required
S	L or B	Required
B	Prohibited	Not Required

- continued -

- continued -

If ACT is:	Then LNA is:	And RS form/screen is:
W	Prohibited	Not Required
L	Prohibited	Not Required
Y	Prohibited	Not Required
P	N, D,G, X, V, W or P	Required
Q	N, D, G , X, V, W or P	Required

The R/C/O fields for the Resale Service (RS) form/screen are listed according to Line Level Activity in the LNA Tables for Resale Non-Complex Section.

6.3.1.3 Completing the DL and DSCR Forms/Screens

If directory listings are required, please refer to REQTYP J for more information on completing the DL and DSCR forms/screens.

6.3.1.4 Completing the HUNTING Section on the LSR-HGI Form/Screen

Hunting is an optional feature only when the ACT is N, C, T, V, P or Q. For more information on Hunting, please refer to the Hunting Section following Complex Resale Services.

Note: UNE Switched Combinations

When ACT is V, if Hunting exists on the account being converted, the HA field should be left blank.

6.3.2 REQTYP / ACT Combinations

The following charts show the Required, Conditional and Optional (R/C/O) fields on the LSR and EU forms/screens for the valid REQTYP/ACT combinations. All unmentioned fields are either invalid, not applicable or prohibited. Populating any other fields may result in a fatal reject or a clarification of the service request.

- Mandatory entries are indicated by quotation marks ("xxx").
- Optional fields marked with an asterisk (*) force at least one of the conditional fields to become required when populated.
- Fields used only for manual orders are followed by (m).
- Fields used only for electronic orders are followed by (e).

See the **Data Element Dictionary** Section for additional information on each of the fields listed below.

6.3.2.1 REQTYP E / ACT N

LSR (Non-Complex) REQTYP E / ACT N		
Required	Conditional	Optional
CCNA (e)	VER	APPTIME-DDD
PON	LOCQTY	PROJECT
PG_OF_ (m)	SUP	SPEC
AN (m) or ATN	CUST (e)	RPON
SC = " LCSC "		VTA
D/TSENT		HUNTING (see hunting section)
DDD		EXP
REQTYP = " EB "		REMARKS
ACT = " N "		
CC		
TOS		
BAN1		
INIT		
INIT-TEL NO.		
INIT-FAX NO.		
IMPCON		
IMPCON-TEL NO.		

" " = mandatory entry; * = when this optional field is populated, it forces at least one of the conditional fields to become REQUIRED; (m) = for manual ordering only; (e) = for electronic ordering only

EU (Non-Complex) REQTYP E / ACT N		
Required	Conditional	Optional
PON (m)	VER (m)	LOCNUM (Header)* (e)
AN (m) or ATN (m)	IWCON	EU-FLOOR
PG_OF_ (m)	IWCON-TEL NO.	EU-ROOM

- continued -

EU (Non-Complex) REQTYP E / ACT N		
Required	Conditional	Optional
LOCNUM (Detail) (<i>e</i>)	LOCACT (<i>e</i>)	EU-BLDG
EU-NAME	SASF	LCON-NAME
SASN	SASD	LCON-TEL NO.
SANO or SADLO	SATH	ACC (<i>m</i>)
EU-CITY	SASS	WSOP
EU-STATE		IWO* (<i>m</i>)
EU-ZIP CODE		LOCNUM (<i>m</i>)

" " = mandatory entry; * = when this optional field is populated, it forces at least one of the conditional fields to become REQUIRED; (*m*) = for manual ordering only; (*e*) = for electronic ordering only

6.3.2.2 REQTYP E / ACT C

LSR (Non-Complex) REQTYP E / ACT C		
Required	Conditional	Optional
CCNA (<i>e</i>)	VER	APPTIME-DDD
PON	LOCQTY	PROJECT
PG_OF_ (<i>m</i>)	SUP	SPEC
AN (<i>m</i>) or ATN	CUST (<i>e</i>)	RPON
SC = " LCSC "		VTA
D/TSENT		IMCON PAGER
DDD		REMARKS
REQTYP = " EB "		HUNTING (see hunting section)
ACT = " C "		EXP
CC		DFDT
TOS		
BAN1		

- continued -

- continued -

LSR (Non-Complex) REQTYP E / ACT C		
Required	Conditional	Optional
INIT		
INIT-TEL NO.		
INIT-FAX NO.		
IMPCON		
IMPCON-TEL NO.		

" " = mandatory entry; * = when this optional field is populated, it forces at least one of the conditional fields to become REQUIRED; (m) = for manual ordering only; (e) = for electronic ordering only

EU (Non-Complex) REQTYP E / ACT C		
Required	Conditional	Optional
PON (m)	VER (m)	LOCNUM (Header)* (e)
AN or ATN	DQTY	LCON-NAME
PG_OF_ (m)	IWCON	LCON-TEL NO.
EU-NAME	IWCON-TEL NO.	ACC
SASN (e)	DNUM	WSOP
EU-CITY (e)	LOCACT (e)	IWO*
EU-STATE (e)	LOCNUM (Detail) (e)	DISC NBR*
EU-ZIP CODE (e)		LOCNUM (m)

" " = mandatory entry; * = when this optional field is populated, it forces at least one of the conditional fields to become REQUIRED; (m) = for manual ordering only; (e) = for electronic ordering only

6.3.2.3 REQTYP E / ACT D

LSR (Non-Complex) REQTYP E / ACT D		
Required	Conditional	Optional
CCNA (e)	VER	DFDT
PON	LOCQTY	RPON
PG_OF_ (m)	SUP	REMARKS

- continued -

LSR (Non-Complex) <i>REQTYP E / ACT D</i>		
Required	Conditional	Optional
AN (<i>m</i>) or ATN	CUST (<i>e</i>)	
SC = " LCSC "		
D/TSENT		
DDD		
REQTYP = " EB "		
ACT = " D "		
CC		
TOS		
BAN1		
INIT		
INIT-TEL NO.		
INIT-FAX NO.		

" " = mandatory entry; * = when this optional field is populated, it forces at least one of the conditional fields to become REQUIRED; (*m*) = for manual ordering only; (*e*) = for electronic ordering only

EU (Non-Complex) <i>REQTYP E / ACT D</i>		
Required	Conditional	Optional
PON (<i>m</i>)	VER (<i>m</i>)	FBI*
AN (<i>m</i>) or ATN (<i>m</i>)	DQTY	FB-SBILLNM
PG_OF_ (<i>m</i>)	FB-BILLNM	FB-FLOOR
EU-NAME	FB-STREET	FB-ROOM
	FB-CITY	TC OPT*
	FB-STATE	
	FB-ZIP CODE	
	FB-BILLCON (<i>e</i>)	
	FB-BILLCON TEL NO. (<i>m</i>)	

- continued -

- continued -

EU (Non-Complex) <i>REQTYP E / ACT D</i>		
Required	Conditional	Optional
	DNUM	
	DISC NBR	
	TC TO PRI	
	TC TO SEC	
	TCID	
	TC NAME	
	TC PER	

" " = mandatory entry; * = when this optional field is populated, it forces at least one of the conditional fields to become REQUIRED; (m) = for manual ordering only; (e) = for electronic ordering only

6.3.2.4 REQTYP E / ACT T

LSR (Non-Complex) <i>REQTYP E / ACT T</i>		
Required	Conditional	Optional
CCNA (e)	VER	APPTIME-DDD
PON	LOCQTY	DFDT
PG_OF_ (m)	SUP	PROJECT
AN (m) or ATN	CUST (e)	SPEC
SC = " LCSC "	ALTIMPCON-TEL NO.	RPON
D/TSENT		VTA
DDD		EXP
REQTYP = " EB "		REMARKS
ACT = " T "		HUNTING (see hunting section)
CC		
TOS		
BAN1		

- continued -

- continued -

LSR (Non-Complex) REQ TYP E / ACT T		
Required	Conditional	Optional
INIT		
INIT-TEL NO.		
INIT-FAX NO.		
IMPCON		
IMPCON-TEL NO.		
DDDO		

" " = mandatory entry; * = when this optional field is populated, it forces at least one of the conditional fields to become REQUIRED; (m) = for manual ordering only; (e) = for electronic ordering only

EU (Non-Complex) REQ TYP E / ACT T		
Required	Conditional	Optional
PON (m)	VER (m)	LOCNUM (Header)* (e)
AN (m) or ATN (m)	IWCON	EU-FLOOR
PG_OF_ (m)	IWCON-TEL NO.	EU-ROOM
LOCNUM (Detail) (e)	LOCACT (e)	EU-BLDG
EU-NAME	SASF	LCON-NAME
SASN	SASD	LCON-TEL NO.
SANO or SADLO	SATH	ACC
EU-CITY	SASS	WSOP
EU-STATE	TC TO PRI	IWO*
EU-ZIP CODE	TC TO SEC	LOCNUM (m)
	TC NAME	TC OPT*
	TC PER	

" " = mandatory entry; * = when this optional field is populated, it forces at least one of the conditional fields to become REQUIRED; (m) = for manual ordering only; (e) = for electronic ordering only

6.3.2.5 REQTYP E / ACT V

LSR (Non-Complex) REQTYP E / ACT V		
Required	Conditional	Optional
CCNA (e)	VER	APPTIME-DDD
PON	LOCQTY	DFDT
PG_OF_ (m)	SUP	PROJECT
AN (m) or ATN	CUST (e)	SPEC
SC = " LCSC "		RPON
D/TSENT		VTA
DDD		REMARKS
REQTYP = " EB "		HUNTING (see Hunting section)
ACT = " V "		EXP
CC		IWO
TOS		
BAN1		
INIT		
INIT-TEL NO.		
INIT-FAX NO.		
IMPCON		
IMPCON-TEL NO.		

" " = mandatory entry; * = when this optional field is populated, it forces at least one of the conditional fields to become REQUIRED; (m) = for manual ordering only; (e) = for electronic ordering only

EU (Non-Complex) REQTYP E / ACT V		
Required	Conditional	Optional
PON (m)	VER (m)	LOCNUM (Header)* (e)
AN (m) or ATN (m)	SASF	EU-ROOM
PG_OF_ (m)	SASD	EU-BLDG

- continued -

EU (Non-Complex) <i>REQTYP E / ACT V</i>		
Required	Conditional	Optional
LOCNUM (Detail) (<i>e</i>)	SATH	LCON-NAME
EU-NAME	SASS	LCON-TEL NO.
SASN	DQTY	FBI*
SANO or SADLO	IWCON	FB-SBILLNM
EU-CITY	IWCON-TEL NO.	FB-FLOOR
EU- STATE	EAN (<i>m</i>) or EATN	FB-ROOM
EU-ZIP CODE	FB-BILLNM	EUMI* (<i>m</i>)
ERL	FB-STREET	DISC NBR
	FB-CITY	ACC
	FB-STATE	WSOP
	FB-ZIP CODE	LOCNUM (<i>m</i>)
	FB-BILLCON (<i>e</i>)	IWO*
	FB-BILLCON TEL NO.	TC OPT*
	DNUM	
	LOCACT (<i>e</i>)	
	TC TO PRI	
	TC TO SEC	
	TCID	
	TC NAME	
	TC PER	
	DDDO* (<i>m</i>)	

" " = mandatory entry; * = when this optional field is populated, it forces at least one of the conditional fields to become REQUIRED; (*m*) = for manual ordering only; (*e*) = for electronic ordering only

6.3.2.6 REQTYP E / ACT S

LSR (Non-Complex) REQTYP E / ACT S		
Required	Conditional	Optional
CCNA (e)	VER	RPON
PON	LOCQTY	REMARKS
PG_OF_ (m)	SUP	
AN (m) or ATN	CUST (e)	
SC = " LCSC "		
D/TSENT		
DDD		
REQTYP = " EB "		
ACT = " S "		
CC		
TOS		
BANI		
INIT		
INIT-TEL NO.		
INIT-FAX NO.		

" " = mandatory entry; * = when this optional field is populated, it forces at least one of the conditional fields to become REQUIRED; (m) = for manual ordering only; (e) = for electronic ordering only

EU (Non-Complex) REQTYP E / ACT S		
Required	Conditional	Optional
PON (m)	VER (m)	LOCNUM (Header)* (e)
AN or ATN (m)	LOCACT (e)	EU-FLOOR (e)
PG_OF_ (m)	SASF (e)	EU-ROOM (e)
LOCNUM (Detail) (e)	SASD (e)	EU-BLDG (e)
EU-NAME	SATH (e)	LOCNUM (m)

- continued -

- continued -

EU (Non-Complex) <i>REQTYP E / ACT S</i>		
Required	Conditional	Optional
EU-CITY (<i>e</i>)	SASS (<i>e</i>)	
EU-STATE (<i>e</i>)	SASN (<i>e</i>)	
EU-ZIP CODE (<i>e</i>)	SANO or SADLO (<i>e</i>)	

" " = mandatory entry; * = when this optional field is populated, it forces at least one of the conditional fields to become REQUIRED; (*m*) = for manual ordering only; (*e*) = for electronic ordering only

6.3.2.7 REQTYP E / ACT B

LSR (Non-Complex) <i>REQTYP E / ACT B</i>		
Required	Conditional	Optional
CCNA (<i>e</i>)	VER	RPON
PON	LOCQTY	REMARKS
PG_OF_ (<i>m</i>)	SUP	
AN (<i>m</i>) or ATN	CUST (<i>e</i>)	
SC = " LCSC "		
D/TSENT		
DDD		
REQTYP = " EB "		
ACT = " B "		
CC		
TOS		
BAN1		
INIT (<i>m</i>)		
INIT-TEL NO. (<i>m</i>)		
INIT-FAX NO. (<i>m</i>)		

" " = mandatory entry; * = when this optional field is populated, it forces at least one of the conditional fields to become REQUIRED; (*m*) = for manual ordering only; (*e*) = for electronic ordering only

EU (Non-Complex) REQTYP E / ACT B		
Required	Conditional	Optional
PON (<i>m</i>)	VER (<i>m</i>)	LOCNUM (header)* (<i>e</i>)
AN (<i>m</i>) or ATN (<i>m</i>)		
PG_OF_ (<i>m</i>)		
EU-NAME		

" " = mandatory entry; * = when this optional field is populated, it forces at least one of the conditional fields to become REQUIRED; (*m*) = for manual ordering only; (*e*) = for electronic ordering only

6.3.2.8 REQTYP E / ACT W

LSR (Non-Complex) REQTYP E / ACT W		
Required	Conditional	Optional
CCNA (<i>e</i>)	VER	RPON
PON	SUP	REMARKS
PG_OF_ (<i>m</i>)	CUST (<i>e</i>)	
AN (<i>m</i>) or ATN		
SC = " LCSC "		
D/TSENT		
DDD		
REQTYP = " EB "		
ACT = " W "		
CC		
TOS		
BAN1		
INIT		
INIT-TEL NO.		
INIT-FAX NO.		

" " = mandatory entry; * = when this optional field is populated, it forces at least one of the conditional fields to become REQUIRED; (*m*) = for manual ordering only; (*e*) = for electronic ordering only

EU (Non-Complex) REQTYPE / ACT W		
Required	Conditional	Optional
PON (m)	VER (m)	LOCNUM (Header) (e)
AN (m) or ATN	SASF	EU-FLOOR
PG_OF_ (m)	SASD	EU-ROOM
	SATH	EU-BLDG
SASN	SASS	FBI*
EU-NAME		FB-SBILLNM
SANO or SADLO		FB-FLOOR
EU-CITY		FB-ROOM
EU-STATE		
EU-ZIP CODE		
DQTY		

" " = mandatory entry; * = when this optional field is populated, it forces at least one of the conditional fields to become REQUIRED; (m) = for manual ordering only; (e) = for electronic ordering only

6.3.2.9 REQTYP E / ACT L

LSR (Non-Complex) REQTYPE / ACT L		
Required	Conditional	Optional
CCNA (e)	VER	INIT* (e)
PON	SUP	RPON
PG_OF_ (m)	CUST (e)	REMARKS
AN (m) or ATN		
SC = " LCSC "		
D/TSENT		
DDD		
REQTYP = " EB "		
ACT = " L "		

- continued -

- continued -

LSR (Non-Complex) REQTYPE / ACT L		
Required	Conditional	Optional
CC		
TOS		
BANI		
INIT (m)		
INIT-TEL NO. (m)		
INIT-FAX NO. (m)		

" " = mandatory entry; * = when this optional field is populated, it forces at least one of the conditional fields to become REQUIRED; (m) = for manual ordering only; (e) = for electronic ordering only

EU (Non-Complex) REQTYPE / ACT L		
Required	Conditional	Optional
PON (m)	VER (m)	LOCNUM (Header)* (e)
AN (m) or ATN (m)	TC TO PRI	TC OPT*
PG_OF_ (m)	TC PER	
EU-NAME		

" " = mandatory entry; * = when this optional field is populated, it forces at least one of the conditional fields to become REQUIRED; (m) = for manual ordering only; (e) = for electronic ordering only

6.3.2.10 REQTYPE / ACT Y

LSR (Non-Complex) REQTYPE / ACT Y		
Required	Conditional	Optional
CCNA (e)	CUST (e)	REMARKS
PON		
PG_OF_ (m)		
AN (m) or ATN		
SC = " LCSC "		

- continued -

LSR (Non-Complex) REQTYPE / ACT Y		
Required	Conditional	Optional
D/TSENT		
DDD		
REQTYP = " EB "		
ACT = " Y "		
CC		
TOS		
BAN1		
INIT (m)		
INIT-TEL NO. (m)		
INIT-FAX NO. (m)		

" " = mandatory entry; * = when this optional field is populated, it forces at least one of the conditional fields to become REQUIRED; (m) = for manual ordering only; (e) = for electronic ordering only

EU (Non-Complex) REQTYPE / ACT Y		
Required	Conditional	Optional
PON (m)		LOCNUM (header)* (e)
AN (m) or ATN (m)		
PG_OF_ (m)		
EU-NAME		

" " = mandatory entry; * = when this optional field is populated, it forces at least one of the conditional fields to become REQUIRED; (m) = for manual ordering only; (e) = for electronic ordering only

6.3.2.11 REQTYPE / ACT P

LSR (Non-Complex) REQTYPE / ACT P		
Required	Conditional	Optional
CCNA (e)	VER	APPTIME-DDD
PON	LOCQTY	DFDT

- continued -

LSR (Non-Complex) REQTYP E / ACT P		
Required	Conditional	Optional
PG_OF_ (m)	SUP	PROJECT
AN (m) or ATN	CUST (e)	SPEC
SC = " LCSC "		RPON
D/TSENT		VTA
DDD		EXP
REQTYP = " EB "		REMARKS
ACT = " P "		HUNTING (see Hunting section)
CC		
TOS		
BAN1		
INIT		
INIT-TEL NO.		
INIT-FAX NO.		
IMPCON		
IMPCON-TEL NO.		

" " = mandatory entry; * = when this optional field is populated, it forces at least one of the conditional fields to become REQUIRED; (m) = for manual ordering only; (e) = for electronic ordering only

EU (Non-Complex) REQTYP E / ACT P		
Required	Conditional	Optional
PON (m)	VER (m)	LOCNUM (Header)*
AN (m) or ATN (m)	DQTY	SASF
PG_OF_ (m)	IWCON	SASD
LOCNUM (Detail) (e)	IWCON-TEL NO.	SATH
EU-NAME	EAN (m) or EATN	SASS

- continued -

- continued -

EU (Non-Complex) REQTYP E / ACT P		
Required	Conditional	Optional
SASN	DNUM (<i>m</i>)	EU-FLOOR
SANO or SADLO	DISC NBR (<i>m</i>)	EU-ROOM
EU-CITY	LOCACT (<i>e</i>)	EU-BLDG
EU-STATE	TC TO PRI (<i>m</i>)	LCON-NAME
EU-ZIP CODE	TC TO SEC (<i>m</i>)	LCON-TEL NO.
	TCID (<i>m</i>)	ACC
	TC NAME (<i>m</i>)	WSOP
	TC PER (<i>m</i>)	IWO*
		TC OPT* (<i>m</i>)

" " = mandatory entry; * = when this optional field is populated, it forces at least one of the conditional fields to become REQUIRED; (*m*) = for manual ordering only; (*e*) = for electronic ordering only

6.3.2.12 REQTYP E / ACT Q

LSR (Non-Complex) REQTYP E / ACT Q		
Required	Conditional	Optional
CCNA (<i>e</i>)	VER	DFDT
PON	LOCQTY	PROJECT
PG_OF_ (<i>m</i>)	SUP	SPEC
AN (<i>m</i>) or ATN	CUST (<i>e</i>)	RPON
SC = " LCSC "		VTA
D/TSENT		EXP
DDD		REMARKS
REQTYP = " EB "		
ACT = " Q "		
CC		
TOS		

- continued -

- continued -

LSR (Non-Complex) REQTYP E / ACT Q		
Required	Conditional	Optional
BAN1		
INIT		
INIT-TEL NO.		
INIT-FAX NO.		
IMPCON		
IMPCON-TEL NO.		

" " = mandatory entry; * = when this optional field is populated, it forces at least one of the conditional fields to become REQUIRED; (m) = for manual ordering only; (e) = for electronic ordering only

EU (Non-Complex) REQTYP E / ACT Q		
Required	Conditional	Optional
PON (m)	VER (m)	LOCNUM (Header)* (e)
AN (m) or ATN	DQTY	EU-FLOOR
PG_OF_ (m)	SASF	EU-ROOM
LOCNUM (Detail) (e)	SASD	EU-BLDG
EU-NAME	SATH	LCON-NAME
SASN	SASS	LCON-TEL NO.
SANO or SADLO	IWCON	ACC
EU-CITY	IWCON-TEL NO.	WSOP
EU- STATE	EAN (m) or EATN	IWO*
EU-ZIP CODE	DNUM (m)	TC OPT* (m)
	DISC NBR (m)	LOCNUM (m)
	LOCACT (e)	
	TC TO PRI (m)	
	TC TO SEC (m)	

- continued -

- continued -

EU (Non-Complex) <i>REQTYP E / ACT Q</i>		
Required	Conditional	Optional
	TCID (m)	
	TC NAME (m)	
	TC PER (m)	

" " = mandatory entry; * = when this optional field is populated, it forces at least one of the conditional fields to become REQUIRED; (m) = for manual ordering only; (e) = for electronic ordering only

6.3.3 LNA Tables for REQTYP E: Non-Complex Resale Service

The following charts show the Required, Conditional and Optional (R/C/O) fields for the RS form/ screen for the valid Line Level Activities (LNAs). Please refer to the **Completing the RS Form/Screen** Section for a listing of the valid LNAs for each account level activity. All unmentioned fields are either invalid, not applicable or prohibited. Populating any other fields may result in a fatal reject or a clarification of the service request.

- Mandatory entries are indicated by quotation marks ("xxx").
- Optional fields marked with an asterisk (*) force at least one of the conditional fields to become required when populated.
- Fields used only for manual orders are followed by (m).
- Fields used only for electronic orders are followed by (e).

See the **Data Element Dictionary** Section for additional information on each of the fields listed below.

6.3.3.1 LNA = N

RS (Non-Complex) <i>LNA = N</i>		
Required	Conditional	Optional
PON (m)	VER (m)	LOCNUM (Detail)
AN (m) or ATN (m)	TERS	FPI*
RSQTY	TLI	JR*
PG_OF_ (m)	JK CODE	NIDR*
LNUM	JK NUM	BA*
LNA = " N "	JK POS	FA*

- continued -

- continued -

RS (Non-Complex) LNA = N		
Required	Conditional	Optional
TNS	IWJK	FEATURE DETAIL
PIC	IWJQ	TC OPT*
LPIC	BLOCK	
	FEATURE	
	TC FR (e)	

" " = mandatory entry; * = when this optional field is populated, it forces at least one of the conditional fields to become REQUIRED; (m) = for manual ordering only; (e) = for electronic ordering only

6.3.3.2 LNA = C

RS (Non-Complex) LNA = C		
Required	Conditional	Optional
PON (m)	VER (m)	LOCNUM (Detail)
AN (m) or ATN (m)	TERS	FPI
RSQTY	TLI	PIC
PG_OF_ (m)	JK CODE	LPIC
LNUM	JK NUM	JR*
LNA = " C "	JK POS	NIDR*
TNS	IWJK	FA*
	IWJQ	FEATURE DETAIL
	BLOCK	BA*
	FEATURE	TC OPT*
	TC FR (e)	

" " = mandatory entry; * = when this optional field is populated, it forces at least one of the conditional fields to become REQUIRED; (m) = for manual ordering only; (e) = for electronic ordering only

6.3.3.3 LNA = D

RS (Non-Complex) LNA = D		
Required	Conditional	Optional
PON (m)	VER (m)	LOCNUM
AN (m) or ATN (m)	TERS	TC OPT*
PG_OF_ (m)	TLI	
LNUM	TC TO PRI	
LNA = " D "	TC TO SEC	
TNS	TCID	
RSQTY	TC NAME	
	TC PER	

" " = mandatory entry; * = when this optional field is populated, it forces at least one of the conditional fields to become REQUIRED; (m) = for manual ordering only; (e) = for electronic ordering only

6.3.3.4 LNA = G

RS (Non-Complex) LNA = G		
Required	Conditional	Optional
LNUM	VER (m)	BA
PIC	TERS	ECCKT
LPIC	LNECLS SVC	FPI
LNA = " G "	TC TO PRI	JR*
TNS	TC TO SEC	NIDR
	TCID	TC OPT*
	TC NAME	LOCNUM
	TC PER	OTN
	BLOCK	FEATURE DETAIL
	LEAN (m) or LEATN	TSP
	JK CODE	

- continued -

- continued -

RS (Non-Complex) LNA = G		
Required	Conditional	Optional
	JK NUM	
	JK POS	
	IWJK	
	IWJQ	
	FA	
	FEATURE	

" " = mandatory entry; * = when this optional field is populated, it forces at least one of the conditional fields to become REQUIRED; (m) = for manual ordering only; (e) = for electronic ordering only

6.3.3.5 LNA = X

RS (Non-Complex) LNA = X		
Required	Conditional	Optional
PON (m)	VER (m)	LOCNUM
AN (m) or ATN (m)	TERS	FPI
RSQTY	BLOCK	PIC
PG_OF_ (m)	TC TO PRI	LPIC
LNUM	TC TO SEC	TC OPT*
LNA = " X "	TCID	BA*
TNS	TC NAME	FA*
OTN	TC PER	FEATURE DETAIL
	FEATURE	

" " = mandatory entry; * = when this optional field is populated, it forces at least one of the conditional fields to become REQUIRED; (m) = for manual ordering only; (e) = for electronic ordering only

6.3.3.6 LNA = V

RS (Non-Complex) LNA = V		
Required	Conditional	Optional
PON (m)	VER (m)	LOCNUM
AN (m) or ATN (m)	TERS	TC OPT*
RSQTY	BLOCK	FPI
PG_OF_ (m)	TC TO PRI	JR*
LNUM	TC TO SEC	NIDR*
LNA = " V "	TCID	BA*
TNS	TC NAME	FA*
PIC (e)	TC PER	PIC (m)
LPIC (e)	TC FR (e)	LPIC (m)
	LEAN (m) or LEATN	
	JK CODE	
	JK NUM	
	JK POS	
	IWJK	
	IWJQ	
	FEATURE	
	FEATURE DETAIL	

" " = mandatory entry; * = when this optional field is populated, it forces at least one of the conditional fields to become REQUIRED; (m) = for manual ordering only; (e) = for electronic ordering only

6.3.3.7 LNA = W

RS (Non-Complex) LNA = W		
Required	Conditional	Optional
PON (m)	VER (m)	LOCNUM (Detail)
AN (m) or ATN (m)	TERS	
RSQTY	TLI	
PG_OF_ (m)	LEAN (m) or LEATN	

- continued -

RS (Non-Complex) LNA = W		
Required	Conditional	Optional
LNUM		
LNA = " W "		
TNS		

" " = mandatory entry; * = when this optional field is populated, it forces at least one of the conditional fields to become REQUIRED; (m) = for manual ordering only; (e) = for electronic ordering only

6.3.3.8 LNA = P

RS (Non-Complex) LNA = P		
Required	Conditional	Optional
PON (m)	VER (m)	LOCNUM (Detail)
AN (m) or ATN (m)	TERS	FPI
RSQTY		
PG_OF_ (m)		
LNUM		
LNA = " P "		
TNS		
PIC		
LPIC		

" " = mandatory entry; * = when this optional field is populated, it forces at least one of the conditional fields to become REQUIRED; (m) = for manual ordering only; (e) = for electronic ordering only

6.3.3.9 LNA = L

RS (Non-Complex) LNA = L		
Required	Conditional	Optional
PON (m)	VER (m)	LOCNUM (Detail)
AN (m) or ATN (m)	TC TO PRI	TC OPT*
RSQTY	TC TO SEC	
PG_OF_ (m)	TCID	

- continued -

RS (Non-Complex) LNA = L		
Required	Conditional	Optional
LNUM	TC NAME	
LNA = " L "	TC PER	
TNS		

" " = mandatory entry; * = when this optional field is populated, it forces at least one of the conditional fields to become REQUIRED; (m) = for manual ordering only; (e) = for electronic ordering only

6.3.3.10 LNA = B

RS (Non-Complex) LNA = B		
Required	Conditional	Optional
PON (m)	VER (m)	LOCNUM (Detail)
AN (m) or ATN (m)		
RSQTY		
PG_OF_ (m)		
LNUM		
LNA = " B "		
TNS		

" " = mandatory entry; * = when this optional field is populated, it forces at least one of the conditional fields to become REQUIRED; (m) = for manual ordering only; (e) = for electronic ordering only

6.4 REQTYP E - PBX Resale Service

6.4.1 Description

Private Branch Exchange Service, commonly known as PBX Service, provides various arrangements of switching and control equipment connecting users to local, long distance and private networks in addition to supporting communication between station users. The PBX System switching and control equipment is located on the customer side of the network interface. The customer is responsible for ordering services and options that are compatible with their PBX switch and maintaining hardware and software changes from the Network Interface to the PBX Switch as needed.

6.4.2 Ordering Forms/Screens

The following chart illustrates the required, conditional and optional forms/screens for ordering this service. Detailed information will follow to assist you in filling out each of these forms/screens.

REQTYP / SERVICE TYPE	Forms										
	LSR	Hunt- ing	EU	DL	DSCR	RS	DRS	PS	NP	LS	LSNP
E - Resale Service (PBX)	R	O*	R	O	O	C**					

R = Required C = Conditional O = optional

*Hunting is optional only when ACT is N, C, T, V, P or Q. Otherwise, Hunting is prohibited.

**RS form/screen is required only when the ACT is N, C, T, V, P or Q. Otherwise, the RS form/screen is not required.

6.4.2.1 Completing the LSR and EU Forms/Screens

The Required, Conditional, and Optional (R/C/O) fields on the LSR and EU forms/screens will be given for every valid REQTYPE / ACT combination in the REQTYPE / ACT Combination for Resale PBX Services Section.

The following chart shows all of the valid account level activities for this requisition type. Please refer to the REQTYPE Overview Section for descriptions of the account level activities.

REQTYP	Valid Account Level Activities (ACT)												
	N	C	D	T	R	V	S	B	W	L	Y	P	Q
E Resale Service PBX	X	X	X	X		X			X			X	X

Note: " X " denotes valid account level activities. A blank entry indicates a non-valid account level activity.

Account level activities (ACT) apply to the entire account. The ACTs are defined below:

N = New installation and/or account

C = Change an existing account (e.g., Rearrangement, Partial disconnect or addition)

D = Disconnection

T = Outside move of end user location

R = Record activity is for ordering administrative changes

V = Full Conversion of service **as specified** to new Local Service Provider (LSP)

S = Seasonal partial suspend or restore partial account
B = Restore **full** account or restore denied account
W = Full Conversion of service **as is**

L = Seasonal suspension **full** account
Y = Deny (non-payment)
P = Conversion of service **as specified**: Partial Migration - Initial
Q = Conversion of service **as specified**: Partial Migration - Subsequent

6.4.2.2 Completing the RS Form/Screen

The Resale Service (RS) form/screen may or may not be required depending on the account level activity. Each account level activity has valid line level activities (LNAs). These LNAs determine how, or if, the RS form/screen should be populated.

Line level activities (LNA) apply to the specified line only. The LNAs are defined below:

N = New Installation (e.g., new line or additional line)
C = Change or Modification to an Existing Line
D = Disconnection
G = Conversion or Migration to new LSP **as specified** (listing ALL FEATURES requested for conversion service).
X = Telephone Number Change
V = Conversion or Migration to new LSP **as specified** (*only* listing changes from existing service).
W = Conversion or Migration **as is**
P = PIC Change
L = Seasonal Suspend
B = Restore

The following chart gives the valid LNAs for each account level activity (ACT) and the associated RS form/screen usage.

If ACT is:	Then LNA is:	And RS form/screen is:
N	N	Required
C	N, C, D, X or P	Required
D	Prohibited	Not Required
T	N or C	Required
V	N, D, G, X, V, W or P	Required
S	Prohibited	Not Required
B	Prohibited	Not Required
W	N, D, G, X, V, W or P	Required

- continued -

- continued -

If ACT is:	Then LNA is:	And RS form/screen is:
L	Prohibited	Not Required
Y	Prohibited	Not Required
P	N, D, G, X, V, W or P	Required
Q	N, D, G, X, V, W or P	Required

The R/C/O fields for the Resale Service (RS) form/screen are listed according to Line Level Activity in the LNA Tables for Resale PBX Section.

6.4.2.3 Completing the DL and DSCR Forms/Screens

If directory listings are required, please refer to REQTYP J for more information on completing the DL and DSCR forms/screens.

6.4.2.4 Completing the HUNTING Section on the LSR-HGI Form/Screen

Hunting is an optional feature only when the ACT is N, C, T, V, P or Q. For more information on Hunting, please refer to the Hunting Section.

6.4.3 REQTYP / ACT Combinations

The following charts show the Required, Conditional and Optional (R/C/O) fields on the LSR and EU forms/screens for the valid REQTYP / ACT combinations. All unmentioned fields are either invalid, not applicable or prohibited. Populating any other fields may result in a fatal reject or a clarification of the service request.

Please note the following codes:

- Mandatory entries are indicated by quotation marks ("xxx").
- Optional fields marked with an asterisk (*) force at least one of the conditional fields to become required when populated.
- Fields used only for manual orders are followed by (m).
- Fields used only for electronic orders are followed by (e).

See the **Data Element Dictionary** Section for additional information on each of the fields listed below.

6.4.3.1 REQTYP E / ACT N

LSR (PBX) REQTYP E / ACT N		
Required	Conditional	Optional
CCNA (e)	VER	APPTIME DDD
PON	LOCQTY	PROJECT
PG_OF_ (m)	SUP	SCA (m)
ATN	CUST (e)	SPEC
SC = " LCSC "		RPON (m)
D/TSENT		VTA (m)
DDD		IMPCON-PAGER
REQTYP = " EB "		RORD (m)
ACT = " N "		EXP (m)
CC		REMARKS
TOS (2nd Character = "J")		HUNTING (see hunting section)
BAN1		
INIT		
INIT-TEL NO.		
INIT-FAX NO.		
IMPCON		
IMPCON-TEL NO.		
BCS (e)		

" " = mandatory entry; * = when this optional field is populated, it forces at least one of the conditional fields to become REQUIRED; (m) = for manual ordering only; (e) = for electronic ordering only

EU (PBX) REQTYP E / ACT N		
Required	Conditional	Optional
PON (m)	VER (m)	LOCNUM (m)
ATN (m)	SASF	LOCNUM (Header)*(e)
PG_OF_ (m)	SASD	EU-FLOOR

- continued -

EU (PBX) REQ TYP E / ACT N		
Required	Conditional	Optional
LOCNUM (Detail) (<i>e</i>)	SATH	EU-ROOM
EU-NAME	SASS	EU-BLDG
SASN	LOCACT (<i>e</i>)	LCON-NAME
SANO or SADLO	IWCON	LCON-TEL NO.
EU-CITY	IWCON-TEL NO.	ACC
EU-STATE		WSOP
EU-ZIP CODE		IWO*

" " = mandatory entry; * = when this optional field is populated, it forces at least one of the conditional fields to become REQUIRED; (*m*) = for manual ordering only; (*e*) = for electronic ordering only

6.4.3.2 REQ TYP E / ACT C

LSR (PBX) REQ TYP E / ACT C		
Required	Conditional	Optional
CCNA (<i>e</i>)	VER	APPTIME DDD
PON	LOCQTY	PROJECT
PG_OF_ (<i>m</i>)	SUP	EXP (<i>m</i>)
ATN	CUST (<i>e</i>)	RORD (<i>m</i>)
SC = " LCSC "		RPON (<i>m</i>)
D/TSENT		VTA (<i>m</i>)
DDD		IMPCON-PAGER
REQTYP = " EB "		SPEC
ACT = " C "		REMARKS
CC		HUNTING (see hunting section)
TOS (2nd Character = "J")		

- continued -

- continued -

LSR (PBX) REQTYPE / ACT C		
Required	Conditional	Optional
BAN1		
INIT (<i>m</i>)		
INIT-TEL NO. (<i>m</i>)		
INIT-FAX (<i>m</i>)		
IMPCON		
IMPCON-TEL NO.		

" " = mandatory entry; * = when this optional field is populated, it forces at least one of the conditional fields to become REQUIRED; (*m*) = for manual ordering only; (*e*) = for electronic ordering only

EU (PBX) REQTYPE / ACT C		
Required	Conditional	Optional
PON (<i>m</i>)	VER (<i>m</i>)	LOCNUM (<i>e</i>)
ATN (<i>m</i>)	DQTY	LOCNUM (Header)*
PG_OF_ (<i>m</i>)	DNUM	LCON-NAME
LOCNUM (Detail) (<i>e</i>)	LOCACT (<i>e</i>)	LCON-TEL NO.
EU-NAME	IWCON	DISC NBR*
	IWCON-TEL NO.	IWO*

" " = mandatory entry; * = when this optional field is populated, it forces at least one of the conditional fields to become REQUIRED; (*m*) = for manual ordering only; (*e*) = for electronic ordering only

6.4.3.3 REQTYP E / ACT D

LSR (PBX) REQTYPE / ACT D		
Required	Conditional	Optional
CCNA (<i>e</i>)	VER	PROJECT
PON	LOCQTY	RPON (<i>m</i>)
PG_OF_ (<i>m</i>)	SUP	RORD (<i>m</i>)
ATN		VTA (<i>m</i>)

- continued -

LSR (PBX) REQTYP E / ACT D		
Required	Conditional	Optional
SC = " LCSC "		IMPCON*
D/TSENT		IMPCON-PAGER
DDD		REMARKS
REQTYP = " EB "		
ACT = " D "		
CC		
TOS (2nd Character = "J")		
BAN1		
INIT		
INIT-TEL NO.		
INIT-FAX NO.		

" " = mandatory entry; * = when this optional field is populated, it forces at least one of the conditional fields to become REQUIRED; (m) = for manual ordering only; (e) = for electronic ordering only

EU (PBX) REQTYP E / ACT D		
Required	Conditional	Optional
PON (m)	VER (m)	LOCNUM (m)
ATN (m)	DQTY	LOCNUM (Header)* (e)
PG_OF_ (m)	FB-BILLNM	LCON-NAME
LOCNUM (Detail) (e)	FB-STREET	LCON-TEL NO.
EU-NAME	FB-CITY	FBI*
SASN (e)	FB-STATE	FB-SBILLNM
EU-CITY (e)	FB-ZIP CODE	FB-FLOOR
EU-ADDRESS (e)	FB-BILLCON	FB-ROOM

- continued -

- continued -

EU (PBX) REQ TYP E / ACT D		
Required	Conditional	Optional
EU-STATE (e)	FB-BILLCON-TEL NO.	TER*
EU-ZIP CODE (e)	DNUM	TC OPT*
	TC TO PRI	DISC NBR*
	TC TO SEC	
	TCID	
	TC NAME	
	TC PER	

" " = mandatory entry; * = when this optional field is populated, it forces at least one of the conditional fields to become REQUIRED; (m) = for manual ordering only; (e) = for electronic ordering only

6.4.3.4 REQ TYP E / ACT T

LSR (PBX) REQ TYP E / ACT T		
Required	Conditional	Optional
CCNA (e)	VER	APPTIME DDD
PON	LOCQTY	PROJECT
PG_OF_ (m)	SUP	SPEC
ATN	CUST (e)	EXP (m)
SC = " LCSC "		RPON (m)
D/TSENT		VTA (m)
DDD		DFDT
REQ TYP = " EB "		IMP CON-PAGER (m)
ACT = " T "		REMARKS (m)
CC		HUNTING (see hunting section)

- continued -

- continued -

LSR (PBX) REQ TYP E / ACT T		
Required	Conditional	Optional
TOS (2nd Character = "J")		
BAN1		
INIT		
INIT-TEL NO.		
INIT-FAX NO		
IMPCON		
IMPCON-TEL NO.		

" " = mandatory entry; * = when this optional field is populated, it forces at least one of the conditional fields to become REQUIRED; (m) = for manual ordering only; (e) = for electronic ordering only

EU (PBX) REQ TYP E / ACT T		
Required	Conditional	Optional
PON (m)	VER (m)	LOCNUM (m)
ATN (m)	SASF	LOCNUM (Header)*
PG_OF_ (m)	SASD	EU-FLOOR
LOCNUM (Detail) (e)	SATH	EU-ROOM
EU-NAME	SASS	EU-BLDG
SASN		LCON-NAME
SANO or SADLO		LCON-TEL NO.
EU-CITY		EUMI (m)
EU-STATE		
EU-ZIP CODE		

" " = mandatory entry; * = when this optional field is populated, it forces at least one of the conditional fields to become REQUIRED; (m) = for manual ordering only; (e) = for electronic ordering only

6.4.3.5 REQTYP E / ACT V

LSR (PBX) REQTYP E / ACT V		
Required	Conditional	Optional
CCNA (<i>e</i>)	VER	PROJECT
PON	LOCQTY	RPON (<i>m</i>)
PG_OF_ (<i>m</i>)	SUP	RORD (<i>m</i>)
ATN	CUST (<i>e</i>)	EXP (<i>m</i>)
SC = " LCSC "		SPEC
D/TSENT		DFDT
DDD		VTA (<i>m</i>)
REQTYP = " EB "		IMPCON-PAGER
ACT = " V "		REMARKS
CC		HUNTING (see hunting section)
TOS (2nd Character = "J")		
BAN1		
INIT		
INIT-TEL NO.		
INIT-FAX NO.		
IMPCON		
IMPCON-TEL NO.		
BCS (<i>e</i>)		

" " = mandatory entry; * = when this optional field is populated, it forces at least one of the conditional fields to become REQUIRED; (*m*) = for manual ordering only; (*e*) = for electronic ordering only

EU (PBX) REQTYP E / ACT V		
Required	Conditional	Optional
PON (<i>m</i>)	VER (<i>m</i>)	LOCNUM (<i>m</i>)
ATN (<i>m</i>)	DQTY	LOCNUM (Header)* (<i>e</i>)

- continued -

EU (PBX) REQTYP E / ACT V		
Required	Conditional	Optional
PG_OF_ (m)	SASF	EU-FLOOR
LOCNUM (Detail) (e)	SASD	EU-ROOM
EU-NAME	SATH	EU-BLDG
SASN	SASS	LCON-NAME
SANO or SADLO	EATN	LCON-TEL NO.
EU-CITY	FB-BILLNM	FBI*
EU-STATE	FB-STREET	FB-SBILLNM
EU-ZIP CODE	FB-CITY	FB-FLOOR
ERL	FB-STATE	FB-ROOM
	FB-ZIP CODE	DISC NBR*
	FB-BILLCON	
	FB-BILLCON-TEL NO.	
	DNUM	
	LOCACT (e)	

" " = mandatory entry; * = when this optional field is populated, it forces at least one of the conditional fields to become REQUIRED; (m) = for manual ordering only; (e) = for electronic ordering only

6.4.3.6 REQTYP E / ACT W

LSR (PBX) REQTYP E / ACT W		
Required	Conditional	Optional
CCNA (e)	VER	PROJECT
PON	SUP	RPON (m)
PG_OF_ (m)	CUST (e)	RORD (m)
ATN		VTA (m)
SC = " LCSC "		REMARKS

- continued -

- continued -

D/TSENT		
DDD		
REQTYP = " EB "		
ACT = " W "		
CC		
TOS (2nd Character = "J")		
BAN1		
INIT		
INIT-TEL NO.		
INIT-FAX NO.		

" " = mandatory entry; * = when this optional field is populated, it forces at least one of the conditional fields to become REQUIRED; (m) = for manual ordering only; (e) = for electronic ordering only

EU (PBX) REQTYP E / ACT W		
Required	Conditional	Optional
PON (m)	VER (m)	LOCNUM (m)
ATN (m)	SASF	LOCNUM (Header) (e)
PG_OF_ (m)	SASD	EU-FLOOR
	SATH	EU-ROOM
EU-NAME	SASS	EU-BLDG
SASN	EATN	FBI*
SANO or SADLO	FB-BILLNM	FB-SBILLNM
EU-CITY	FB-STREET	FB-FLOOR
EU-STATE	FB-CITY	FB-ROOM
EU-ZIP CODE	FB-STATE	
	FB-ZIP CODE	
	FB-BILLCON	

- continued -

- continued -

EU (PBX) REQTYP E / ACT W		
Required	Conditional	Optional
	FB-BILLCON-TEL NO.	

" " = mandatory entry; * = when this optional field is populated, it forces at least one of the conditional fields to become REQUIRED; (m) = for manual ordering only; (e) = for electronic ordering only

6.4.3.7 REQTYP E / ACT P

LSR (PBX) REQTYP E / ACT P		
Required	Conditional	Optional
CCNA (e)	VER	PROJECT
PON	LOCQTY	RPON (m)
PG_OF_ (m)	SUP	RORD (m)
ATN	CUST (e)	SPEC
SC =" LCSC "		EXP (m)
D/TSENT		VTA (m)
DDD		IMPCON-PAGER
REQTYP = " EB "		REMARKS
ACT = " P "		HUNTING (see hunting section)
CC		
TOS (2nd Character = "J")		
BAN1		
INIT		
INIT-TEL NO.		
INIT-FAX NO.		
IMPCON		

- continued -

- continued -

LSR (PBX) REQ TYP E / ACT P		
Required	Conditional	Optional
IMPCON-TEL NO.		
BCS (e)		

" " = mandatory entry; * = when this optional field is populated, it forces at least one of the conditional fields to become REQUIRED; (m) = for manual ordering only; (e) = for electronic ordering only

EU (PBX) REQ TYP E / ACT P		
Required	Conditional	Optional
PON (m)	VER (m)	LOCNUM (m)
ATN (m)	DQTY	LOCNUM (Header)* (e)
PG_OF_ (m)	SASF	EU-FLOOR
LOCNUM (Detail) (e)	SASD	EU-ROOM
EU-NAME	SATH	EU-BLDG
SASN	SASS	LCON-NAME
SANO or SADLO	EATN	LCON-TEL NO.
EU-CITY	DNUM	DISC NBR*
EU-STATE	LOCACT (e)	IWO*
EU-ZIP CODE	TC TO PRI (m)	TC OPT* (m)
	TC TO SEC (m)	WSOP
	TCID (m)	ACC
	TC NAME (m)	
	TC PER (m)	

" " = mandatory entry; * = when this optional field is populated, it forces at least one of the conditional fields to become REQUIRED; (m) = for manual ordering only; (e) = for electronic ordering only

6.4.3.8 REQTYP E / ACT Q

LSR (PBX) REQTYP E / ACT Q		
Required	Conditional	Optional
CCNA (<i>e</i>)	VER	PROJECT
PON	LOCQTY	RPON (<i>m</i>)
PG_OF_ (<i>m</i>)	SUP	RORD (<i>m</i>)
ATN	CUST (<i>e</i>)	SPEC
SC = " LCSC "		VTA (<i>m</i>)
D/TSENT		REMARKS
DDD		HUNTING (see hunting section)
REQTYP = " EB "		
ACT = " Q "		
CC		
TOS (2nd Character = "J")		
BANI		
INIT		
INIT-TEL NO.		
INIT-FAX NO.		
IMPCON		
IMPCON-TEL NO.		
BCS (<i>e</i>)		

" " = mandatory entry; * = when this optional field is populated, it forces at least one of the conditional fields to become REQUIRED; (*m*) = for manual ordering only; (*e*) = for electronic ordering only

EU (PBX) REQTYP E / ACT Q		
Required	Conditional	Optional
PON (<i>m</i>)	VER (<i>m</i>)	LOCNUM (<i>m</i>)
ATN (<i>m</i>)	DQTY	LOCNUM (Header)* (<i>e</i>)

- continued -

EU (PBX) REQTYP E / ACT Q		
Required	Conditional	Optional
PG_OF_ (m)	SASF	EU-FLOOR
LOCNUM (Detail) (e)	SASD	EU-ROOM
EU-NAME	SATH	EU-BLDG
SASN	SASS	LCON-NAME
SANO or SADLO	EATN	LCON-TEL NO.
EU-CITY	DNUM	DISC NBR*
EU-STATE	LOCACT (e)	IWO*
EU-ZIP CODE	TC TO PRI (m)	TC OPT* (m)
	TC TO SEC (m)	WSOP
	TCID (m)	ACC
	TC NAME (m)	
	TC PER (m)	

" " = mandatory entry; * = when this optional field is populated, it forces at least one of the conditional fields to become REQUIRED; (m) = for manual ordering only; (e) = for electronic ordering only

6.4.4 LNA Tables for REQTYP E: PBX Resale Service

The following charts show the Required, Conditional and Optional (R/C/O) fields for the RS form/ screen for the valid Line Level Activities (LNAs). Please refer to the **Completing the RS Form/Screen** Section for a listing of the valid LNAs for each account level activity. All unmentioned fields are either invalid, not applicable or prohibited. Populating any other fields may result in a fatal reject or a clarification of the service request.

Please note the following codes:

- Mandatory entries are indicated by quotation marks ("xxx").
- Optional fields marked with an asterisk (*) force at least one of the conditional fields to become required when populated.
- Fields used only for manual orders are followed by (m).
- Fields used only for electronic orders are followed by (e).

See the **Data Element Dictionary** Section for additional information on each of the fields listed below.

6.4.4.1 LNA = N

RS (PBX) LNA = N		
Required	Conditional	Optional
PON (<i>m</i>)	VER (<i>m</i>)	LOCNUM (<i>m</i>)
ATN (<i>m</i>)	NOTYP	LOCNUM (Detail) (<i>e</i>)
RSQTY	TERS	FPI
PG_OF_ (<i>m</i>)	PTKTYP	TSP
LNUM	TLI	TC OPT*
LNA = " N "	PTLI	JR*
TNS	TC TO PRI	NIDR*
PTKCON	TC TO SEC	SSIG
PIC	TCID	BA*
LPIC	TC NAME	FEATURE DETAIL
LNECLS SVC (<i>e</i>)	TC PER	
	TC FR (<i>e</i>)	
	JK CODE	
	JK NUM	
	JK POS	
	IWJK	
	IWJQ	
	BLOCK	
	FA	
	FEATURE	

" " = mandatory entry; * = when this optional field is populated, it forces at least one of the conditional fields to become REQUIRED; (*m*) = for manual ordering only; (*e*) = for electronic ordering only

6.4.4.2 LNA = C

RS (PBX) LNA = C		
Required	Conditional	Optional
PON (m)	VER (m)	LOCNUM (m)
AN (m) or ATN (m)	NOTYP	LOCNUM (Detail) (e)
RSQTY	TERS	LNECLS SVC (e)
PG_OF_ (m)	PTKTYP	PTKCON
LNUM	TLI	TSP
LNA = " C "	PTLI	FPI
TNS	TC TO PRI	PIC
	TC TO SEC	LPIC
	TCID	TC OPT*
	TC NAME	JR*
	TC PER	NIDR*
	TC FR (e)	BA*
	JK CODE	
	JK NUM	
	JK POS	
	IWJK	
	IWJQ	
	BLOCK	
	FA	
	FEATURE	
	FEATURE DETAIL	

" " = mandatory entry; * = when this optional field is populated, it forces at least one of the conditional fields to become REQUIRED; (m) = for manual ordering only; (e) = for electronic ordering only

6.4.4.3 LNA = D

RS (PBX) LNA = D		
Required	Conditional	Optional
PON (m)	VER (m)	LOCNUM (m)
ATN (m)	NOTYP	LOCNUM (Detail) (e)
RSQTY	TERS	LNECLS SVC (e)
PG_OF_ (m)	PTKTYP	PTKCON
LNUM	TLI	TC OPT*
LNA = " D "	PTLI	
TNS	TC TO PRI	
	TC TO SEC	
	TCID	
	TC NAME	
	TC PER	

" " = mandatory entry; * = when this optional field is populated, it forces at least one of the conditional fields to become REQUIRED; (m) = for manual ordering only; (e) = for electronic ordering only

6.4.4.4 LNA = G

RS (PBX) LNA = G		
Required	Conditional	Optional
LNUM	VER (m)	BA
PIC	TERS	ECCKT
LPIC	TLI	FPI
LNA = " G "	TC TO PRI	JR*
PTKCON	TC TO SEC	NIDR
TNS	TCID	TC OPT*
	TC NAME	LOCNUM
	LNECLS SVC	OTN

- continued -

- continued -

RS (PBX) LNA = G		
Required	Conditional	Optional
	BLOCK	FEATURE DETAIL
	LEAN (<i>m</i>) or LEATN	TSP
	JK CODE	
	JK NUM	
	JK POS	
	IWJK	
	IWJQ	
	FA	
	FEATURE	
	PTKTYP	

" " = mandatory entry; * = when this optional field is populated, it forces at least one of the conditional fields to become REQUIRED; (*m*) = for manual ordering only; (*e*) = for electronic ordering only

6.4.4.5 LNA = X

RS (PBX) LNA = X		
Required	Conditional	Optional
PON (<i>m</i>)	VER (<i>m</i>)	LOCNUM (<i>m</i>)
ATN (<i>m</i>)	NOTYP	LOCNUM (Detail) (<i>e</i>)
RSQTY	TERS	LNECLS SVC (<i>e</i>)
PG_OF_ (<i>m</i>)	PTKTYP	PTKCON
LNUM	TLI	TSP
LNA = " X "	PTLI	FPI
TNS	TC TO PRI	PIC
OTN	TC TO SEC	LPIC
	TCID	TC OPT*
	TC NAME	BA*

- continued -

- continued -

RS (PBX) LNA = X		
Required	Conditional	Optional
	TC PER	
	BLOCK	
	FA	
	FEATURE	
	FEATURE DETAIL	

" " = mandatory entry; * = when this optional field is populated, it forces at least one of the conditional fields to become REQUIRED; (m) = for manual ordering only; (e) = for electronic ordering only

6.4.4.6 LNA = V

RS (PBX) LNA = V		
Required	Conditional	Optional
PON (m)	VER (m)	LOCNUM (m)
AN (m) or ATN (m)	LNECLS SVC (e)	LOCNUM (Detail) (e)
RSQTY	NOTYP	TSP
PG_OF_ (e)	TERS	TC OPT*
LNUM	PTKTYP	JR*
LNA = " V "	TLI	NIDR*
TNS	PTLI	BA*
PTKCON	TC TO PRI	
PIC	TC TO SEC	
LPIC	TCID	
	TC NAME	
	TC PER	
	TC FR (e)	
	JK CODE	
	JK NUM	

- continued -

- continued -

RS (PBX) LNA = V		
Required	Conditional	Optional
	JK POS	
	IWJK	
	IWJQ	
	BLOCK	
	FA	
	FEATURE	
	FEATURE DETAIL	

" " = mandatory entry; * = when this optional field is populated, it forces at least one of the conditional fields to become REQUIRED; (m) = for manual ordering only; (e) = for electronic ordering only

6.4.4.7 LNA = W

RS (PBX) LNA = W		
Required	Conditional	Optional
PON (m)	VER (m)	LOCNUM (m)
ATN (m)	TERS	LOCNUM (Detail) (e)
RSQTY	NOTYP	LNECLS SVC (e)
PG_OF_ (m)	PTKTYP	PTKCON
LNUM	TLI	
LNA = " W "	PTLI	
TNS		

" " = mandatory entry; * = when this optional field is populated, it forces at least one of the conditional fields to become REQUIRED; (m) = for manual ordering only; (e) = for electronic ordering only

6.4.4.8 LNA = P

RS (PBX) LNA = P		
Required	Conditional	Optional
PON (m)	VER (m)	LOCNUM (m)
ATN (m)	NOTYP	LOCNUM (Detail) (e)

- continued -

RS (PBX) LNA = P		
Required	Conditional	Optional
RSQTY	TERS	LNECLS SVC (e)
PG_OF_ (m)	PTKTYP	PTKCON
LNUM	TLI	FPI
LNA = " P "	PTLI	TC OPT
TNS		
PIC		
LPIC		

" " = mandatory entry; * = when this optional field is populated, it forces at least one of the conditional fields to become REQUIRED; (m) = for manual ordering only; (e) = for electronic ordering only

6.4.4.9

LNA = L

RS (PBX) LNA = L		
Required	Conditional	Optional
PON (m)	VER (m)	LOCNUM (m)
ATN (m)	LNECLS SVC (e)	LOCNUM (Detail) (e)
RSQTY	PTKTYP	PTKCON
PG_OF_ (m)	TC TO PRI	TC OPT*
LNUM	TC TO SEC	
LNA = " L "	TCID	
TNS	TC NAME	
	TC PER	
	NOTYP	

" " = mandatory entry; * = when this optional field is populated, it forces at least one of the conditional fields to become REQUIRED; (m) = for manual ordering only; (e) = for electronic ordering only

6.4.4.10 LNA = B

RS (PBX) LNA = B		
Required	Conditional	Optional
PON (<i>m</i>)	VER (<i>m</i>)	LOCNUM (<i>m</i>)
ATN (<i>m</i>)	LNECLS SVC (<i>e</i>)	LOCNUM (Detail) (<i>e</i>)
RSQTY	NOTYP	PTKCON
PG_OF_ (<i>m</i>)	PTKTYP	
LNUM		
LNA = " B "		
TNS		

" " = mandatory entry; * = when this optional field is populated, it forces at least one of the conditional fields to become REQUIRED; (*m*) = for manual ordering only; (*e*) = for electronic ordering only

6.5 REQTYP E - ISDN-BRI Resale Service

6.5.1 Description

ISDN-Basic Rate Interface (BRI) is a flexible high-bandwidth application for the transmission of voice, data, and video over a single facility. BRI is a digital service providing two 64 Kbps B channels (which transmit digital voice, video and/or data) and one D channel (which provides signaling for the service and supports 9.6 Kbps customer packet switched data).

ISDN allows you to integrate voice, data and video flexibly as the B channels can be carry voice conversations one second and provide Internet connectivity the second. By combining the two B channels (referred to as "bonding"), you can transport data at 128 Kbps, 2 to 3 times faster than today's fastest modems.

In addition, multiple phone numbers can be assigned to one ISDN line. For residential customers, ISDN-BRI offers a single solution providing multiple phone numbers and the speed to access the Internet or work from home.

6.5.2 Ordering Forms/Screens

The following chart illustrates the required, conditional and optional forms/screens for ordering this service. Detailed information will follow to assist you in filling out each of these forms/screens.

REQTYP / SERVICE TYPE	Forms										
	LSR	Hunting	EU	DL	DSCR	RS	DRS	PS	NP	LS	LSNP
E - Resale Service (ISDN-BRI)	R	O*	R	O***	C****	C**					

R = Required C = Conditional O = optional

* *Hunting is optional only when ACT is N, C, T, V, P or Q. Otherwise, Hunting is prohibited.*

** *RS form/screen is required only when the ACT is N, C, T, V, P or Q. Otherwise, the RS form/screen is not required.*

*** *The DL form is optional only when the ACT is N, C, or V; otherwise, the DL form is prohibited.*

**** *The DSCR form is required when the DL form is populated and the listings requested are a caption arrangement.*

6.5.2.1 Completing the LSR and EU Forms/Screens

The Required, Conditional, and Optional (R/C/O) fields on the LSR and EU forms/screens will be given for every valid REQTYP / ACT combination in the REQTYP / ACT Combination for Resale ISDN-BRI Services Section.

The following chart shows all of the valid account level activities for this requisition type.

REQTYP	Valid Account Level Activities (ACT)												
	N	C	D	T	R	V	S	B	W	L	Y	P	Q
E Resale Service ISDN-BRI	X	X	X	X		X			X			X	X

Note: " X " denotes valid account level activities. A blank entry indicates a non-valid account level activity.

Account level activities (ACT) apply to the entire account. The ACTs are defined below:

N = New installation and/or account

C = Change an existing account (e.g., Rearrangement, Partial disconnect or addition)

D = Disconnection

T = Outside move of end user location

R = Record activity is for ordering administrative changes

V = Full Conversion of service **as specified** to new Local Service Provider (LSP)

S = Seasonal partial suspend or restore partial account

B = Restore **full** account or restore denied account

W = Full Conversion of service **as is**

L = Seasonal suspension **full** account

Y = Deny (non-payment)

P = Conversion of service **as specified**: Partial Migration - Initial

Q = Conversion of service **as specified**: Partial Migration - Subsequent

6.5.2.2 Completing the RS Form/Screen

The Resale Service (RS) form/screen may or may not be required depending on the account level activity. Each account level activity has valid line level activities (LNAs). These LNAs determine how, or if, the RS form/screen should be populated.

Line level activities (LNA) apply to the specified line only. The LNAs are defined below:

N = New Installation (e.g., new line or additional line)

C = Change or Modification to an Existing Line

D = Disconnection

X = Telephone Number Change

V = Conversion or Migration to new LSP **as specified**

W = Conversion or Migration **as is**

P = PIC Change

L = Seasonal Suspend

B = Restore

The following chart gives the valid LNAs for each account level activity (ACT) and the associated RS form/screen usage.

If ACT is:	Then LNA is:	And RS form/screen is:
N	N	Required
C	N, C, D, X or P	Required
D	Prohibited	Not Required
T	N or C	Required
V	N, D, X, V, W or P	Required
W	Prohibited	Not Required
P	N, D, X, V, W or P	Required
Q	N, D, X, V, W or P	Required

The R/C/O fields for the Resale Service (RS) form/screen are listed according to Line Level Activity in the LNA Tables for Resale ISDN-BRI Section.

6.5.2.3 Completing the DL and DSCR Forms/Screens

If directory listings are required, please refer to REQTYP J for more information on completing the DL and DSCR forms/screens.

6.5.2.4 Completing the HUNTING Section on the LSR-HGI Form/Screen

Hunting is an optional feature only when the ACT is N, C, T, V, P or Q. For more information on Hunting, please refer to the Hunting Section following the Complex Resale Section.

6.5.3 REQTYP / ACT Combinations

The following charts show the Required, Conditional and Optional (R/C/O) fields on the LSR and EU forms/screens for the valid REQTYP/ACT combinations. All unmentioned fields are either invalid, not applicable or prohibited. Populating any other fields may result in a fatal reject or a clarification of the service request.

Please note the following codes:

- Mandatory entries are indicated by quotation marks ("xxx").
- Optional fields marked with an asterisk (*) force at least one of the conditional fields to become required when populated.
- Fields used only for manual orders are followed by (m).
- Fields used only for electronic orders are followed by (e).

See the **Data Element Dictionary** Section for additional information on each of the fields listed below.

6.5.3.1 REQTYP E / ACT N

LSR (ISDN-BRI) REQTYP E / ACT N		
Required	Conditional	Optional
CCNA (m)	VER (m)	APPTIME-DDD (m)
PON (m)	LOCQTY (m)	PROJECT (m)
PG_OF_ (m)	DFDT (m)	EXP (m)
AN or ATN	SUP (m)	RPON (m)
SC = " LCSC " (m)	DSGCON (m)	RORD (m)
D/TSENT (m)	DSGCON-TEL NO. (m)	VTA (m)

- continued -

- continued -

LSR (ISDN-BRI) REQ TYP E / ACT N		
Required	Conditional	Optional
DDD (m)	DSGCON-FAX NO. (m)	CHC (m)
REQTYP = " EB " (m)	DSGCON-CITY (m)	IMPCON-PAGER (m)
ACT = " N " (m)	DSGCON-STREET (m)	DRC* (m)
CC (m)	DSGCON-ZIP CODE (m)	REMARKS (m)
LSO (m)		HUNTING (see hunting section) (m)
TOS (2nd Character = "H") (m)		DSGCON* (m)
BI1 (m)		DSGCON-STATE (m)
BAN1 (m)		INIT-CITY (m)
INIT (m)		
INIT-TEL NO. (m)		
INIT-FAX NO. (m)		
IMPCON (m)		
IMPCON-TEL NO. (m)		

" " = mandatory entry; * = when this optional field is populated, it forces at least one of the conditional fields to become REQUIRED; (m) = for manual ordering only; (e) = for electronic ordering only

EU (ISDN-BRI) REQ TYP E / ACT N		
Required	Conditional	Optional
PON (m)	VER (m)	LOCNUM (Header) (m)
AN (m) or ATN (m)	SASF (m)	EU-FLOOR (m)
PG_OF_ (m)	SASD (m)	EU-ROOM (m)
EU-NAME (m)	SATH (m)	EU-BLDG (m)

- continued -

EU (ISDN-BRI) REQTYP E / ACT N		
Required	Conditional	Optional
SASN (<i>m</i>)	SASS (<i>m</i>)	LCON-NAME (<i>m</i>)
SANO (<i>m</i>) or SADLO (<i>m</i>)	IWCON (<i>m</i>)	LCON-TEL NO (<i>m</i>)
EU-CITY (<i>m</i>)	IWCON-TEL NO. (<i>m</i>)	WSOP = " V " (<i>m</i>)
EU-STATE (<i>m</i>)		IWO* (<i>m</i>)
EU-ZIP CODE (<i>m</i>)		

" " = mandatory entry; * = when this optional field is populated, it forces at least one of the conditional fields to become REQUIRED; (*m*) = for manual ordering only; (*e*) = for electronic ordering only

6.5.3.2 REQTYP E / ACT C

LSR (ISDN-BRI) REQTYP E / ACT C		
Required	Conditional	Optional
CCNA	VER	APPTIME-DDD
PON	LOCQTY	PROJECT
PG_OF_ (<i>m</i>)	DFDT	RPON
AN or ATN	SUP	RORD
SC = " LCSC "	CUST	EXP
D/TSENT	DSGCON-CITY	VTA
DDD	DSGCON-STREET	IMPCON-PAGER
REQTYP = " EB "	DSGCON-.ZIP CODE	REMARKS
ACT = " C "	DSGCON-TEL NO.	HUNTING (see hunting section)
CC		DSGCON*
LSO		DSGCON-STATE
TOS (2nd Character = "H")		INIT-CITY

- continued -

- continued -

LSR (ISDN-BRI) REQ TYP E / ACT C		
Required	Conditional	Optional
BAN1		INIT-STATE
INIT		BILLNM-CITY
INIT-TEL NO.		BILLNUM-STATE
INIT-FAX NO.		
IMPCON		
IMPCON-TEL NO.		

" " = mandatory entry; * = when this optional field is populated, it forces at least one of the conditional fields to become REQUIRED; (m) = for manual ordering only; (e) = for electronic ordering only

EU (ISDN-BRI) REQ TYP E / ACT C		
Required	Conditional	Optional
PON (m)	VER (m)	LOCNUM (Header)*
AN (m) or ATN (m)	DQTY	LCON-NAME
PG_OF_ (m)	IWCON	LCON-TEL NO.
LOCNUM (Detail) (e)	IWCON-TEL NO.	ACC
EU-NAME	DNUM	IWO*
EU-CITY	TC OPT	DISC NBR*
	TCID	WSOP

" " = mandatory entry; * = when this optional field is populated, it forces at least one of the conditional fields to become REQUIRED; (m) = for manual ordering only; (e) = for electronic ordering only

6.5.3.3 REQ TYP E / ACT D

LSR (ISDN-BRI) REQ TYP E / ACT D		
Required	Conditional	Optional
CCNA	VER	DFDT
PON	LOCQTY	RPON
PG_OF_ (m)	SUP	IMPCON*

- continued -

LSR (ISDN-BRI) REQTYP E / ACT D		
Required	Conditional	Optional
AN or ATN	CUST	IMPCON-PAGER
SC = " LCSC "	IMPCON-TEL NO.	REMARKS
D/TSENT		BILLNUM-CITY
DDD		BILLNUM-STATE
REQTYP = " EB "		INIT-CITY
ACT = " D "		IMPCON-STATE
CC		
LSO		
TOS (2nd Character = "H")		
B11		
BAN1		
INIT		
INIT TEL NO		
INIT FAX NO		

" " = mandatory entry; * = when this optional field is populated, it forces at least one of the conditional fields to become REQUIRED; (m) = for manual ordering only; (e) = for electronic ordering only

EU (ISDN-BRI) REQTYP E / ACT D		
Required	Conditional	Optional
PON (m)	VER (m)	LOCNUM (Header)*
AN (m) or ATN (m)	DQTY	DISC NBR*
PG_OF_ (m)	FB-BILLNM	EU-FLOOR
LOCNUM (Detail) (e)	FB-STREET	EU-ROOM
EU-NAME	FB-CITY	EU-BLDG
EU-CITY	FB-STATE	FBI*

- continued -

- continued -

EU (ISDN-BRI) REQTYP E / ACT D		
Required	Conditional	Optional
	FB-ZIP CODE	FB-SBILLNM
	FB-BILLCON	FB-FLOOR
	FB-BILLCON-TEL NO.	FB-ROOM
	DNUM	REMARKS
	TC OPT	
	TC TO PRI	
	TC TO SEC	
	TCID	
	TC NAME	
	TC PER	

" " = mandatory entry; * = when this optional field is populated, it forces at least one of the conditional fields to become REQUIRED; (m) = for manual ordering only; (e) = for electronic ordering only

6.5.3.4 REQTYP E / ACT T

LSR (ISDN-BRI) REQTYP E / ACT T		
Required	Conditional	Optional
CCNA (m)	VER (m)	APPTIME-DDD (m)
PON (m)	LOCQTY (m)	PROJECT (m)
PG_OF_ (m)	DFDT (m)	EXP (m)
AN (m) or ATN (m)	SUP (m)	RPON (m)
SC = " LCSC " (m)	DSGCON-CITY (m)	RORD (m)
D/TSENT (m)	DSGCON-TEL NO. (m)	VTA (m)
DDD (m)	DSGCON-FAX NO. (m)	CHC (m)

- continued -

- continued -

LSR (ISDN-BRI) REQTYP E / ACT T		
Required	Conditional	Optional
REQTYP = " EB " (m)	DSGCON-STREET (m)	IMPCON-PAGER (m)
ACT = " T " (m)	DSGCON-ZIP CODE (m)	DRC* (m)
CC (m)		REMARKS (m)
LSO (m)		HUNTING (see hunting section) (m)
TOS (2nd Character = "H") (m)		DSGCON* (m)
BI1 (m)		DSGCON-STATE (m)
BAN1 (m)		INIT-CITY (m)
INIT (m)		
INIT-TEL NO. (m)		
BILLNUM-CITY (m)		
BILLNUM-STATE (m)		
INIT-FAX NO. (m)		
IMPCON (m)		
IMPCON-TEL NO. (m)		

" " = mandatory entry; * = when this optional field is populated, it forces at least one of the conditional fields to become REQUIRED; (m) = for manual ordering only; (e) = for electronic ordering only

EU (ISDN-BRI) REQTYP E / ACT T		
Required	Conditional	Optional
PON (m)	VER (m)	LOCNUM (Header) (m)
AN (m) or ATN (m)	IWCON (m)	EU-FLOOR (m)
PG_OF_ (m)	IWCON-TEL NO. (m)	EU-ROOM (m)

- continued -

EU (ISDN-BRI) REQ TYP E / ACT T		
Required	Conditional	Optional
EU-NAME (m)	BILLNUM (m)	EU-BLDG (m)
SASN (m)	BILLNUM-STREET (m)	LCON-NAME (m)
SANO (m) or SADLO (m)	BILLNUM-CITY (m)	LCON-TEL NO (m)
EU-CITY (m)	BILLNUM-STATE (m)	WSOP = " V " (m)
EU-STATE (m)	BILLNUM-ZIP CODE(m)	IWO* (m)
EU-ZIP CODE (m)		FBI* (m)
		SATH (m)
		SASD (m)
		SASF (m)
		SASS (m)
		REMARKS (m)

" " = mandatory entry; * = when this optional field is populated, it forces at least one of the conditional fields to become REQUIRED; (m)= for manual ordering only; (e) = for electronic ordering only

6.5.3.5

REQTYP E / ACT V

LSR (ISDN-BRI) REQ TYP E / ACT V		
Required	Conditional	Optional
CCNA	VER	APPTIME-DDD
PON	LOCQTY	PROJECT
PG_OF_ (m)	DFDT	RORD
AN or ATN	SUP	EXP
SC = " LCSC "	CUST	ALBR
D/TSENT	DSGCON-FAX NO.	RPON

- continued -

- continued -

LSR (ISDN-BRI) REQTYP E / ACT V		
Required	Conditional	Optional
DDD	DSGCON-TEL NO.	VTA
REQTYP = " EB "	DSGCON-STREET	IMPCON-PAGER
ACT = " V "	DSGCON-CITY	DRC* (<i>m</i>)
CC	DSGCON-ZIP CODE	DSGCON*
LSO		REMARKS
TOS (2nd Character = "H")		HUNTING (see hunting section)
B11		DSGCON-STATE
BAN1		BILLNUM-STATE
INIT		BILLNUM-CITY
INIT-TEL NO.		INIT-CITY
INIT-FAX NO.		
IMPCON		
IMPCON-TEL NO.		

" " = mandatory entry; * = when this optional field is populated, it forces at least one of the conditional fields to become REQUIRED; (*m*) = for manual ordering only; (*e*) = for electronic ordering only

EU (ISDN-BRI) REQTYP E / ACT V		
Required	Conditional	Optional
PON (<i>m</i>)	VER (<i>m</i>)	LOCNUM (Header)*
AN (<i>m</i>) or ATN (<i>m</i>)	DQTY	DISC NBR*
PG_OF_ (<i>m</i>)	SASF	EU-FLOOR
LOCNUM (Detail) (<i>e</i>)	SASD	EU-ROOM
EU-NAME	SATH	EU-BLDG
SASN	SASS	LCON-NAME
SANO or SADLO	IWCON	LCON-TEL NO.

- continued -

- continued -

EU (ISDN-BRI) <i>REQTYP E / ACT V</i>		
Required	Conditional	Optional
EU-CITY	IWCON-TEL NO.	ACC
EU-STATE	EATN	IWO*
EU-ZIP CODE	FB-BILLNM	FBI*
ERL	FB-STREET	FB-SBILLNM
	FB-CITY	FB-FLOOR
	FB-STATE	FB-ROOM
	FB-ZIP CODE	REMARKS
	FB-BILLCON	
	FB-BILLCON-TEL NO.	
	DNUM	

" " = mandatory entry; * = when this optional field is populated, it forces at least one of the conditional fields to become REQUIRED; (m) = for manual ordering only; (e) = for electronic ordering only

6.5.3.6 **REQTYP E / ACT W**

LSR (ISDN-BRI) <i>REQTYP E / ACT W</i>		
Required	Conditional	Optional
CCNA	VER	APPTIME-DDD
PON	DFDT	PROJECT
PG_OF_ (m)	SUP	EXP
AN or ATN	CUST	ALBR
SC = " LCSC "	IMPCON-TEL NO.	RPON
D/TSENT	DSGCON-FAX NO.	VTA
DDD	DSGCON- TEL NO.	LST
REQTYP = " EB "	DSGCON-STREET	IMPCON*
ACT = " W "	DSGCON-CITY	IMPCON-PAGER

- continued -

- continued -

LSR (ISDN-BRI) REQTYP E / ACT W		
Required	Conditional	Optional
CC	DSGCON-ZIP CODE	DRC*
LSO		DSGCON*
TOS (2nd Character = "H")		REMARKS
BAN1		DSGCON-STATE
INIT		BILLNUM-CITY
INIT-TEL NO.		BILLNUM-STATE
INIT-FAX NO.		

" " = mandatory entry; * = when this optional field is populated, it forces at least one of the conditional fields to become REQUIRED; (m) = for manual ordering only; (e) = for electronic ordering only

EU (ISDN-BRI) REQTYP E / ACT W		
Required	Conditional	Optional
PON (m)	VER (m)	LOCNUM (Header)
AN (m) or ATN (m)	SASF	EU-FLOOR
PG_OF_ (m)	SASD	EU-ROOM
	SATH	EU-BLDG
EU-NAME	SASS	LCON- NAME
SASN	EAN or EATN	LCON-TEL NO.
SANO or SADLO	FB-BILLNM	FBI*
EU-CITY	FB-STREET	FB-SBILLNM
EU-STATE	FB-CITY	FB-FLOOR
EU-ZIP CODE	FB-STATE	FB-ROOM
	FB-ZIP CODE	
	FB-BILLCON	

- continued -

- continued -

EU (ISDN-BRI) REQ TYP E / ACT W		
Required	Conditional	Optional
	FB-BILLCON-TEL NO.	
	LOCACT (<i>e</i>)	

" " = mandatory entry; * = when this optional field is populated, it forces at least one of the conditional fields to become REQUIRED; (*m*) = for manual ordering only; (*e*) = for electronic ordering only

6.5.3.7 REQ TYP E / ACT P

LSR (ISDN-BRI) REQ TYP E / ACT P		
Required	Conditional	Optional
CCNA	VER	PROJECT
PON	LOCQTY	RPON
PG_OF_ (<i>m</i>)	SUP	VTA
AN or ATN	CUST	IMPCON-PAGER
SC = " LCSC "	ALTIMPCON-TEL NO.	REMARKS
D/TSENT		HUNTING (see hunting section)
DDD		INIT-CITY
REQTYP = " EB "		BILLNUM-CITY
ACT = " P "		BILLNUM-STATE
CC		
LSO		
TOS (2nd Character = "H")		
B11		
BAN1		
INIT		

- continued -

- continued -

LSR (ISDN-BRI) REQTYP E / ACT P		
Required	Conditional	Optional
INIT-TEL NO.		
INIT-FAX NO.		
IMPCON		
IMPCON-TEL NO.		

" " = mandatory entry; * = when this optional field is populated, it forces at least one of the conditional fields to become REQUIRED; (m) = for manual ordering only; (e) = for electronic ordering only

EU (ISDN-BRI) REQTYP E / ACT P		
Required	Conditional	Optional
PON (m)	VER (m)	LOCNUM (Header)*
AN (m) or ATN (m)	SASF	EU-FLOOR
PG_OF_ (m)	SASD	EU-ROOM
LOCNUM (Detail) (e)	SATH	EU-BLDG
EU-NAME	SASS	LCON-NAME
SASN	EAN	LCON-TEL NO.
SANO or SADLO	EATN	FBI
EU-CITY	IWCON	FB SBILLNM
EU-STATE	IWCON-TEL NO.	FB -FLOOR
EU-ZIP CODE	DNUM	FB-ROOM
	TC OPT	DISC NBR*
	TCID	REMARKS
	TC TO PRI	
	TC TO SEC	

" " = mandatory entry; * = when this optional field is populated, it forces at least one of the conditional fields to become REQUIRED; (m) = for manual ordering only; (e) = for electronic ordering only

6.5.3.8 REQTYP E / ACT Q

LSR (ISDN-BRI) REQTYP E / ACT Q		
Required	Conditional	Optional
CCNA	VER	PROJECT
PON	LOCQTY	RPON
PG_OF_ (m)	SUP	VTA
AN or ATN	CUST	IMPCON-PAGER
SC = " LCSC "		REMARKS
D/TSENT		HUNTING (see hunting section)
DDD		INIT-CITY
REQTYP = " EB "		BILLNUM-CITY
ACT = " Q "		BILLNUM-STATE
CC		
LSO		
TOS (2nd Character = "H")		
BII		
BAN1		
INIT		
INIT-TEL NO.		
INIT-FAX NO.		
IMPCON		
IMPCON-TEL NO.		

" " = mandatory entry; * = when this optional field is populated, it forces at least one of the conditional fields to become REQUIRED; (m) = for manual ordering only; (e) = for electronic ordering only

EU (ISDN-BRI) REQTYP E / ACT Q		
Required	Conditional	Optional
PON (m)	VER (m)	LOCNUM (Header)*
AN (m) or ATN (m)	SASF	EU-FLOOR

- continued -

EU (ISDN-BRI) REQTYP E / ACT Q		
Required	Conditional	Optional
PG_OF_ (m)	SASD	EU-ROOM
LOCNUM (Detail) (e)	SATH	EU-BLDG
EU-NAME	SASS	LCON-NAME
SASN	EAN	LCON-TEL NO.
SANO or SADLO	EATN	FBI
EU-CITY	IWCON	REMARKS
EU-STATE	IWCON-TEL NO.	DISC NBR*
EU-ZIP CODE	DNUM	

" " = mandatory entry; * = when this optional field is populated, it forces at least one of the conditional fields to become REQUIRED; (m) = for manual ordering only; (e) = for electronic ordering only

6.5.4 LNA Tables for REQTYP E: ISDN-BRI Resale Service

The following charts show the Required, Conditional and Optional (R/C/O) fields for the RS form/screen for the valid Line Level Activities (LNAs). Please refer to the **Completing the RS Form/Screen** Section for a listing of the valid LNAs for each account level activity. All unmentioned fields are either invalid, not applicable or prohibited. Populating any other fields may result in a fatal reject or a clarification of the service request.

Please note the following codes:

- Mandatory entries are indicated by quotation marks ("xxx").
- Optional fields marked with an asterisk (*) force at least one of the conditional fields to become required when populated.
- Fields used only for manual orders are followed by (m).
- Fields used only for electronic orders are followed by (e).

See the **Data Element Dictionary** Section for additional information on each of the fields listed below.

6.5.4.1 LNA = N

RS (ISDN-BRI) LNA = N		
Required	Conditional	Optional
PON (m)	VER (m)	LOCNUM (Detail) (m)
AN (m) or ATN (m)	FEATURE (m)	FA* (m)
RSQTY (m)	NOTYP (m)	LNEX (m)
PG_OF_ (m)	TC TO PRI (m)	TSP (m)
LNUM (m)	TC TO SEC (m)	ECCKT (m)
LNA = " N " (m)	TCID (m)	FPI (m)
TNS (m)	TC NAME (m)	SDI (m)
ISPID (m)	TC PER (m)	MATN (m)
ECCKT (m)	FEATURE DETAIL (m)	TC OPT* (m)
PIC (m)	JK CODE (m)	JR* (m)
LPIC (m)	JK NUM (m)	NIDR* (m)
	JK POS (m)	BA* (m)
	IWJK (m)	
	IWJQ (m)	
	BLOCK (m)	

" " = mandatory entry; * = when this optional field is populated, it forces at least one of the conditional fields to become REQUIRED; (m) = for manual ordering only; (e) = for electronic ordering only

6.5.4.2 LNA = C

RS (ISDN-BRI) LNA = C		
Required	Conditional	Optional
PON (m)	VER (m)	LOCNUM (Detail)
AN (m) or ATN (m)	LNECLS SVC (e)	FA*
RSQTY	NOTYP	LNEX
PG_OF_ (m)	TC TO PRI	TSP

- continued -

- continued -

RS (ISDN-BRI) LNA = C		
Required	Conditional	Optional
LNUM	TC TO SEC	BA*
LNA = " C "	TCID	FPI
TNS	TC NAME	SDI
ISPID	TC PER	MATN
ECCKT	TC FR (<i>e</i>)	TC OPT*
PIC	JK CODE	JR*
LPIC	JK NUM	NIDR*
	JK POS	
	IWJK	
	IWJQ	
	BLOCK	
	FEATURE	
	FEATURE DETAIL	

" " = mandatory entry; * = when this optional field is populated, it forces at least one of the conditional fields to become REQUIRED; (*m*) = for manual ordering only; (*e*) = for electronic ordering only

6.5.4.3

LNA = D

RS (ISDN-BRI) LNA = D		
Required	Conditional	Optional
PON (<i>m</i>)	VER (<i>m</i>)	LOCNUM (Detail)
AN (<i>m</i>) or ATN (<i>m</i>)	NOTYP	LNEX
RSQTY	TC TO PRI	LNECLS SVC (<i>e</i>)
PG_OF_ (<i>m</i>)	TC TO SEC	ECCKT
LNUM	TCID	SDI
LNA = " D "	TC NAME	MATN

- continued -

- continued -

RS (ISDN-BRI) LNA = D		
Required	Conditional	Optional
TNS	TC PER	TC OPT*
ISPID		FA*

" " = mandatory entry; * = when this optional field is populated, it forces at least one of the conditional fields to become REQUIRED; (m) = for manual ordering only; (e) = for electronic ordering only

6.5.4.4 LNA = X

RS (ISDN-BRI) LNA = X		
Required	Conditional	Optional
PON (m)	VER (m)	LOCNUM (Detail)
AN (m) or ATN (m)	NOTYP	FA*
RSQTY	TC TO PRI	LNEX
PG_OF_ (m)	TC TO SEC	LNECLS SVC (e)
LNUM	TCID	TSP
LNA = " X "	TC NAME	ECCKT
TNS	TC PER	FPI
OTN	BLOCK	PIC
ISPID	FEATURE	LPIC
	FEATURE DETAIL	SDI
		MATN
		TC OPT*
		BA*

" " = mandatory entry; * = when this optional field is populated, it forces at least one of the conditional fields to become REQUIRED; (m) = for manual ordering only; (e) = for electronic ordering only

6.5.4.5 LNA = V

RS (ISDN-BRI) LNA = V		
Required	Conditional	Optional
PON (m)	VER (m)	LOCNUM (Detail)
AN (m) or ATN (m)	LNECLS SVC (e)	FA*
RSQTY	NOTYP	LNEX
PG_OF_ (m)	TC TO PRI	TSP
LNUM	TC TO SEC	ECCKT
LNA = " V "	TCID	SDI
TNS	TC NAME	MATN
ISPID	TC PER	TC OPT*
PIC	TC FR (e)	JR*
LPIC	LEAN	NIDR*
	LEATN	BA*
	JK CODE	FEATURE DETAIL
	JK NUM	
	JK POS	
	IWJK	
	IWJQ	
	BLOCK	
	FEATURE	
	FEATURE DETAIL	

" " = mandatory entry; * = when this optional field is populated, it forces at least one of the conditional fields to become REQUIRED; (m) = for manual ordering only; (e) = for electronic ordering only

6.5.4.6 LNA = W

RS (ISDN-BRI) LNA = W		
Required	Conditional	Optional
PON (m)	VER (m)	LOCNUM (Detail)
AN (m) or ATN (m)	NOTYP	FA*

- continued -

RS (ISDN-BRI) LNA = W		
Required	Conditional	Optional
RSQTY	FEATURE	LNEX
PG_OF_ (m)	FEATURE DETAIL	LNECLS SVC (e)
LNUM		ECCKT
LNA = " W "		SDI
TNS		MATN
ISPID		

" " = mandatory entry; * = when this optional field is populated, it forces at least one of the conditional fields to become REQUIRED; (m) = for manual ordering only; (e) = for electronic ordering only

6.5.4.7 LNA = P

RS (ISDN-BRI) LNA = P		
Required	Conditional	Optional
PON (m)	VER (m)	LOCNUM (Detail)
AN (m) or ATN (m)	NOTYP	FA*
RSQTY	FEATURE	LNEX
PG_OF_ (m)	FEATURE DETAIL	LNECLS SVC (e)
LNUM		ECCKT
LNA = " P "		FPI
TNS		SDI
ISPID		MATN
PIC		TC OPT*
LPIC		

" " = mandatory entry; * = when this optional field is populated, it forces at least one of the conditional fields to become REQUIRED; (m) = for manual ordering only; (e) = for electronic ordering only

6.5.4.8 BellSouth® Basic Rate ISDN-BRI (Resale) Manual Ordering Form

**COMPETITIVE LOCAL EXCHANGE CARRIER
ORDERING DOCUMENT
BELLSOUTH®BASIC RATE ISDN (BRI)**

1. Complete Local Service Request (LSR) form.
 2. Complete End User Information (EU) form.
 3. New Change Ckt. ID. _____
 4. End User Name: _____
 5. PON: _____ InterLATA PIC*: _____ IntraLATA PIC*: _____
Residence or Business
Payment Type: Month - to - Month or Contract
If Contract, then number of Months **
 6. BellSouth® BRI Serving Wire Center (NPA/NXX): ____/____ ANSA: Yes or No
If ANSA, then enter End User BellSouth® Serving Wire Center (NPA/NXX): ____/____
(--- If ANSA is involved, the ANSA service agreement is required ---)
 7. Type of BellSouth® BRI Serving Wire Center: 5ESS DMS EWSD
If 5ESS, Enter Terminal Type: A B C D E
 8. Quantity of BRI Circuits: ____ Network Interface Jacks: Type _____ Quantity ____
 9. Features Required: None , Pkg. EZ1 , Pkg. EZ1A , Pkg. EZ2 , Pkg. EZ2A ,
Capability Pkg. S , or List Features to be activated _____
- If Feature Package NOT selected, then complete following:**
- A. Type of ISDN: Custom National
 - B. Number of B channels to be activated per BRI: One Two Zero
 - C. Number of Telephone Numbers per BRI: _____
 - D. Application per B Channel: CSV/D CSV CSD HSPD ***
 - E. Low Speed Packet Data on D Channel: Yes No
- (*** SEE ATTACHED PAGES FOR PACKET PARAMETERS.)
10. Hunting Required: Yes or No If Yes, Enter Quantity of Numbers in Hunting: ____
 11. If electronic sets are involved, please provide a diagram with key configurations.
 12. Is Independent Telephone Company (ITC) involved? Yes No
If yes, provide the following information:
ITC Name: _____ ITC Contact/Telephone _____
LSO (NPA/NXX): _____ Total Miles: _____ BellSouth® Miles: _____
 13. Is inside wiring required?
Yes or No

Figure 1 BellSouth® ISDN-BRI Resale Form-1a

**COMPETITIVE LOCAL EXCHANGE CARRIER
ORDERING DOCUMENT
BELLSOUTH®BASIC RATE ISDN (BRI)**

14. **High Speed Dedicated B Channel Packet** Yes___ No___
Low Speed D Channel Packet Yes___ No___
(ONE PAGE PER CHANNEL)
15. **Packet Switching Interlata Carrier (RPOA)** _____
16. **Unique Directory Number:** Yes ___ No ___
If telephone number is already existing, please provide number _____
X.25 Hunting: Yes___ No___
17. **Logical Channel Layout (LCL)**
Enter Quantity and Range Allocation Range Low to High
1-Way In _____ (INL) ___ to ___ (INH)
2-Way _____ (2WL) ___ to ___ (2WH)
1-Way Out _____ (OUT1)___ to ___ (OUTH)
(Note: The Total Number of Logical Channels Possible are 1-127)
18. **Throughput Class Negotiation** **Valid Input**
- | | | |
|-------------------------------|------------|------|
| Throughput Class (TPC) | 1200, 2400 | |
| Transmit (S) | 4800,9600 | S___ |
| Receive ® | 19200 | R___ |
- Packet Size (PSZ.) Octets**
- | | | |
|--------------|---------|------|
| Transmit (S) | 128,256 | S___ |
| Receive ® | 128,256 | R___ |
- Packet Window (PWD)**
- | | | |
|---------|-----|------|
| Send | 2,3 | S___ |
| Receive | 2,3 | R___ |
19. **Flow Control Negotiation (FCPN)** Yes___ No___
Through Put Control Negotiation (TCN) Yes___ No___
Intercom Addressing (IA) Yes___ No___
Local Charging Prevention (LCP) * Yes___ No___
Reverse Charging Acceptance(PRC) * Yes___ No___
Fast Select Acceptance (FS A) Yes___ No___
(If LCP is yes, then PRC MUST be no.)

Figure 2 BellSouth® ISDN-BRI Resale Form-1b

**COMPETITIVE LOCAL EXCHANGE CARRIER
ORDERING DOCUMENT
BELLSOUTH®BASIC RATE ISDN (BRI)**

- | | | |
|-------------------------------------|----------------|-------|
| 20. Link Level Parameters | Options | |
| Retry Limit | 2-15 | _____ |
| Acknowledement Timer | 20-200 | _____ |
| Level 2 Timeout | 3-30 | _____ |
| Window size | 1-7 | _____ |
| Link Level Packet Rate (SPD) | 64k | _____ |
21. **Packet Network Calling Option (PCB:** CUGIA (In Access) _____
(CUG Only) CUGOA (Out Access) _____

22. **COMPETITIVE LOCAL EXCHANGE CARRIER NAME:**

23. **Authorized Representative Name (Typed or Printed):**

24. **Authorized Representative Telephone Number:**

25. **Authorized Representative Signature:**

26. **Date:** _____

- Legend:** **PON** - Purchase Order Number
 ANSA - Alternate Network Serving Arrangement
 CSV/D - Circuit Switched Voice/Data
 CSV - Circuit Switched Voice
 CSD - Circuit Switched Data
 HSPD - High Speed Packet Data

*CLEC **must** notify long distance carrier that 64k clear channel for data transmission is required.

Payment Plan requires: **SIGNED Service Agreement document.

Figure 3 BellSouth® ISDN-BRI Resale Form-1c

6.5.4.9 BellSouth® Basic Rate ISDN-BRI (Resale) Manual Ordering Instructions

Table J BellSouth® Basic Rate ISDN (BRI) Form Instructions

Field	Field Definitions
1. Complete Local Service Request Form (LSR)	1. This information is provided by the CLEC. See CLEC Resale Order Guide for form.
2. Complete End User Information Form (EU)	2. This information is provided by the CLEC. See CLEC Resale Order Guide for form.
3. New, Change, Ckt. ID.	3. Identifies if the request is New, Change, and Account Number should be provided.
4. End User Name	4. Identifies the name of the customer (Company Name) the service is for.
5. PON (Purchase Order Number), InterLATA PIC (Presubscription Indicator Code), and IntraLATA PIC (Primary Intraexchange Carrier).	5. Identifies the CLEC unique order or requisition number that authorizes the issuance of this request. Identifies the presubscription indicator code of the carrier the customer has selected for interLATA and intraLATA traffic.
6. BellSouth® BRI Serving Wire Center (NPA/NXX), ANSA	6. Identifies the 6-digit NPA-NXX (area code plus local exchange prefix) of the BellSouth® Serving Wire Center where BRI is provisioned. Indicates if an ANSA is required. Check yes or no. Note: If yes, then enter the 6-digit NPA-NXX of the end user's BellSouth® Wire Center.
7. Type of BellSouth® BRI Serving Wire Center	7. Identifies type (switching equipment) of BellSouth® serving wire center where BRI is provisioned.
8. Quantity of BRI Circuits/ Network Interface Jacks	8. Indicates quantity of BRI circuits being requested by this order. Indicates the particular registered or non-registered jack used to terminate the service. Enter the type and of jacks required. Familiarization with the FCC's registration rules is requisite for all parties involved for the determination of the proper jack.

- continued -

Table J BellSouth® Basic Rate ISDN (BRI) Form Instructions (continued)

Field	Field Definitions
9. Features Required	9. Check appropriate feature package based on the customer's request. Note: If no feature package is selected, complete items A through E.
10. Hunting Required	10. Indicates if Hunting is required. Check yes or no. Note: If yes, enter the quantity of numbers in hunting.
11. If electronic sets are involved, please provide a diagram with key configurations.	11. Indicates is electronic sets are involved a diagram with key configurations should be provided.
12. Is Independent Telephone Company (ITC) involved?	12. Indicates whether Independent Telephone Company (ITC) is involved. Note: If yes, provide ITC name, ITC Contact/Telephone Number, LSO (NPA/NXX), Total miles and BellSouth® miles.
13. Is inside wiring required?	13. Indicates whether inside wiring is required.
14. High Speed Dedicated B Channel Packet and Low Speed D Channel Packet.	14. High Speed Dedicated B Channel Packet, and Low Speed D Channel Packet
15. Packet Switching InterLATA Carrier (RPOA).	15. Packet Switching InterLATA Carrier (RPOA)
16. Unique Directory Number	16. Unique Directory Number
17. Logical Channel Layout (LCL).	17. Logical Channel Layout (LCL)
18. Throughput Class Negotiation	18. Identifies Throughput Class Negotiation, Valid Input, and Throughput Class (TPC).
19. Flow Control Negotiation (FCPN), Through Put Control Negotiation (TCCN), Intercom Addressing (IA), Local Charging Prevention (LCP), Reverse Charging Acceptance (PRC), and Fast Select Acceptance (FSA).	19. Identifies Flow Control Negotiation (FCPN), Through Put Control Negotiation (TCCN), Intercom Addressing (IA), Local Charging Prevention (LCP), Reverse Charging Acceptance (PRC), and Fast Select Acceptance (FSA)
20. Link Level Parameters, Retry Limit, Acknowledgment Timer, Level 2 Timeout, Window size, and Link Level Packet Rate (SPD).	20. Identifies Link Level Parameters, Retry Limit, Acknowledgment Timer, Level 2 Timeout, Window size, and Link Level Packet Rate (SPD) with options.

- continued -

Table J BellSouth® Basic Rate ISDN (BRI) Form Instructions (continued)

Field	Field Definitions
21. Packet Network Calling Option (PCB)	21. Identifies Packet Network Calling Option (PCB).
22. Competitive Local Exchange Carrier Name	Identifies the end user's Competitive Local Exchange Carrier (Company Name).
23. Authorized Representative Name	Identifies the CLEC representative authorized to request service on behalf of the end user. Type or print name.
24. Authorized Representative Telephone Number	Identifies authorized CLEC representative's telephone number.
25. Authorized Representative Signature	Enter the signature of the CLEC representative indicated at line item.
26. Date	Enter date order request submitted to BellSouth.
<p>Legend: PON - Purchase Order Number ANSA - Alternate Network Serving Arrangement CSV/D - Circuit Switched Voice/Data CSV - Circuit Switched Voice CSD - Circuit Switched Data HSPD - High Speed Packet Data *CLEC must notify long distance carrier that 64k clear channel for data transmission is required. **Payment Plan requires SIGNED Service Agreement document.</p>	

6.6 REQTYP E - Hunting

6.6.1 Description

Hunting Service, also known as Grouping and Rotary Service, is a feature offered to Residence or Business customers who have more than one (1) line arranged for incoming calls at the same location. When an incoming call is generated to a line that is busy, the call flows to the next line in the Hunting Group. Hunting provides maximum utilization of lines to handle incoming calls and prevent unnecessary busy signals.

Series Completion and Multi-line Hunting are the two basic types of Hunting. Both types of hunting provide the same basic functions. The primary difference in the two types is the number of telephone numbers required to provide the service. Series Hunting requires each line to have a unique Telephone Number. Series Hunting is normally offered to customers with less than 16 lines. Multi-line Hunting

arrangements require just one Telephone Number for the entire group. Each line in a Multi-line Hunting Group is assigned a Group Identifier and a Terminal Number along with the Telephone Number to provide a unique identifier. Customers with 17 or more lines in a Hunting arrangement are typically offered Multi-line Hunting to minimize the number of telephone numbers required to provide the service.

6.6.2 Hunting Group Activities

Hunting is an optional feature which is only valid for specific account level activities within this REQTYP. The following chart shows which Hunting Group Level Activities (HA) are valid for each of the Account Level Activities within this requisition type.

The four valid Hunting Group Level Activities (HA) are:

- ⇒ **N** = New Hunt Group
- ⇒ **E** = Existing Hunt Group / No Change
- ⇒ **C** = Change to Existing Hunt Group
- ⇒ **D** = Delete / Remove Hunt Group Arrangement

If ACT is:	Then Hunting Group Activity (HA) is:
N	N
C	N, E, C or D
D	Prohibited
T	N
R	Prohibited
V	N, E, C or D
S	Prohibited
B	Prohibited
W	Prohibited
L	Prohibited
Y	Prohibited
P	N
Q	N or D

6.6.3 Hunting Line Activities by Hunting Group Activity

Additionally, each Hunt Group Activity (HA) has valid Hunting Line Activities (HLA).

The valid Hunting Line Activities are:

- ⇒ **N** = New/Install
- ⇒ **E** = Existing/No Change
- ⇒ **D** = Disconnect/Delete

The following chart shows which HLAs are valid for each HA.

If HA is:	Then Hunting Line Activity (HLA) is:
N	N
E	E
C	N, E or D
D	Prohibited

6.6.4 HA Tables for Hunting

Please remember that Hunting is an OPTIONAL feature. The following tables apply only to CLECs creating, modifying or removing Hunt Groups. If you are not creating, modifying, or removing Hunt Groups, please disregard this section.

The following tables will provide the Required, Conditional, and Optional (R/C/O) fields for the LSR form/screen for every valid Hunt Group Activity for this requisition type. Please refer to the Hunt Group Activity section for a listing of the valid HAs for each account level activity (ACT). All unlisted fields are either invalid, not applicable or prohibited. Populating any other fields may result in a fatal reject of the order.

Please note the following codes:

- Mandatory entries are indicated by quotation marks ("xxx").
- Optional fields marked with an asterisk (*) force at least one of the conditional fields to become required when populated.
- Fields used only for manual orders are followed by (m).
- Fields used only for electronic orders are followed by (e).

See the **Data Element Dictionary** Section for additional information on each of the fields listed below.

6.6.4.1 HA = N

LSR (Hunting) HA = N		
Required	Conditional	Optional
HNUM	TLI	HTQTY
HA = " N "		LOCNUM
HID		
HNTYP		
HLA = " N "		
HTSEQ		
NOTYP		
HT		

" " = mandatory entry; * = when this optional field is populated, it forces at least one of the conditional fields to become REQUIRED; (m) = for manual ordering only; (e) = for electronic ordering only

6.6.4.2 HA = E

LSR (Hunting) HA = E		
Required	Conditional	Optional
HNUM	TLI	HTQTY
HA = " E "		LOCNUM
HID		
HNTYP		
HLA = " E "		
HTSEQ		
NOTYP		
HT		

" " = mandatory entry; * = when this optional field is populated, it forces at least one of the conditional fields to become REQUIRED; (m) = for manual ordering only; (e) = for electronic ordering only

6.6.4.3 HA = C

LSR (Hunting) HA = C		
Required	Conditional	Optional
HNUM	TLI	HTQTY
HA = " C "		LOCNUM
HID		
HNTYP		
HLA		
HTSEQ		
NOTYP		
HT		

" " = mandatory entry; * = when this optional field is populated, it forces at least one of the conditional fields to become REQUIRED; (m) = for manual ordering only; (e) = for electronic ordering only

6.6.4.4 HA = D

LSR (Hunting) HA = D		
Required	Conditional	Optional
HNUM	TLI	HTQTY
HA = " D "		LOCNUM
HID		
HNTYP		

" " = mandatory entry; * = when this optional field is populated, it forces at least one of the conditional fields to become REQUIRED; (m) = for manual ordering only; (e) = for electronic ordering only

7. REQTYP F - Port Service

7.1 Description

A port is a point of access facility for signal transmission from the distribution frame in the central office to the switch, including the line card.

7.2 Ordering Forms/Screens

The following chart illustrates the Required, Conditional and Optional forms/screens for ordering this service. Detailed information will follow to assist you in filling out each of these forms/screens.

REQTYP / SERVICE TYPE	Forms											
	LSR	Hunt- ing	EU	DL	DSCR	RS	DRS	PS	NP	LS	LSNP	PSA
F - Port Service	R	O*	R	C **	C ***			C****				O

R = Required C = Conditional O = optional

* = *Hunting is optional only when ACT is N, C, T, V, P or Q.. Otherwise, Hunting is prohibited.*

** = *DL form/screen is required when the ACT is N, or T.*

*** = DSCR is required to indicate:

- Captions
- Degree Of Indent
- Irregular Placement

**** = *The PS form/screen is required only when ACT = N, C, V, S, P, or Q. Otherwise, the PS form/screen is not required.*

7.2.1 Completing the LSR and EU Forms/Screens

The Required, Conditional, and Optional (R/C/O) fields on the LSR and EU forms/screens will be given for every valid REQTYP / ACT combination in the **REQTYP / ACT Combination for Port Service** Section.

The following chart shows all of the valid account level activities for this requisition type. Please refer to the **REQTYP Overview** Section for descriptions of the account level activities.

REQTYP	Valid Account Level Activities (ACT)											
	N	C	D	T	V	S	B	W	L	Y	P	Q
F - Port Service	X	X	X		X	X	X		X	X	X	X

Note: " X " denotes valid account level activities. A blank entry indicates a non-valid account level activity.

Account level activities (ACT) apply to the entire account. The ACTs are defined below:

N = New installation and/or account

C = Change an existing account (e.g., Re-arrangement, Partial disconnect or addition)

D = Disconnection

T = Outside move of end user location

R = Record activity is for ordering administrative changes

V = Full Conversion of service **as specified** to new Local Service Provider (LSP)

S = Seasonal Suspend partial account or Restore partial account

B = Restore **full** account or restore denied account

W = Full Conversion of service **as is**

L = Seasonal Suspend **full** account

Y = Deny (non-payment)

P = Conversion of service **as specified**: Partial Migration - Initial

Q = Conversion of service **as specified**: Partial Migration - Subsequent

7.2.2 Completing the PS Form/Screen

The Port Service (PS) form/screen may be required or invalid depending on the account level activity. Each account level activity has valid line level activities (LNAs). These LNAs determine how, or if, the PS form/screen should be populated. The following chart gives the valid LNAs for each account level activity (ACT) and the associated PS form/screen usage.

Line level activities (LNA) apply to the specified line only. The LNAs are defined below:

N = New Installation (e.g., new line or additional line)

C = Change or Modification to an Existing Line

D = Disconnection

G = Conversion or Migration to new LSP **as specified** (listing ALL FEATURES requested for conversion service).

X = Telephone Number Change

V = Conversion or Migration to new LSP **as specified** (*only* listing changes from existing service).

W = Conversion or Migration **as is**

P = PIC Change

L = Seasonal Suspend

B = Restore

The following chart gives the valid LNAs for each account level activity (ACT) and the associated PS form/screen usage.

If ACT is:	Then LNA is:	And PS form/screen is:
N	N	Required
C	N, C, D, P, or X	Required
D	Prohibited	Not Required
V	N, D, G, V, W, P, or X	Required
S	L or B	Required
B	Prohibited	Not Required
L	Prohibited	Not Required
Y	Prohibited	Not Required
P	N, D, G, V, P, or X	Required
Q	N, D, G, V, P, or X	Required

The RCO fields for the Port Service (PS) form/screen are listed according to Line Level Activity in the LNA Tables for Port Service Section.

7.2.3 Completing the DL and DSCR Forms/Screens

If directory listings are required, please refer to REQTYP J for more information on completing the DL and DSCR forms/screens.

7.2.4 Completing the Hunting Section on the LSR Form/Screen

Hunting is an optional feature only when the ACT is N, C, T, V, P or Q. For more information on Hunting, please refer to the HA tables.

7.3 REQTYP / ACT Combinations

The following charts show the Required, Conditional and Optional (R/C/O) fields on the LSR and EU forms/screens for the valid REQTYP / ACT combinations. All unmentioned fields are either invalid, not applicable or prohibited. Populating any other fields may result in a fatal reject or a clarification of the service request

Please note the following codes:

- Mandatory entries are indicated by quotation marks ("xxx").
- Optional fields marked with an asterisk (*) force at least one of the conditional fields to become required when populated.
- Fields used only for manual orders are followed by (m).
- Fields used only for electronic orders are followed by (e).

See the **Data Element Dictionary** Section for additional information on each of the fields listed below.

7.3.1 REQTYP F / ACT N

LSR — REQTYP F/ ACT N		
Required	Conditional	Optional
CCNA	VER	PROJECT
PON	SUP	RPON
ATN	AI and APOT	IMPCON-PAGER
PG_OF (m)	CUST	ALTIMPCON
SC = " LCSC "	CIC	ALTIMPCON-TEL NO.
D/SENT	BI2	ALTIMPCON- PAGER
DDD	BAN2	REMARKS
REQTYP = " FB "		HUNTING (See Hunting Section)
ACT = " N "		
CC		
PORTTYP		
ACTL		
LST		
LSO (e)		
TOS		
PBT		
BAN1		
INIT		

- continued -

- continued -

LSR — REQ TYP F / ACT N		
Required	Conditional	Optional
INIT-TEL NO.		
INIT-FAX NO.		
IMPCON		
IMPCON-TEL NO.		

" " = mandatory entry; * = when this optional field is populated, it forces at least one of the conditional fields to become REQUIRED; (m) = for manual ordering only; (e) = for electronic ordering only

EU — REQ TYP F / ACT N		
Required	Conditional	Optional
PON (m)	VER (m)	EU-FLOOR
ATN (m)	SASF	EU-ROOM
PG_OF_ (m)	SASD	EU-BLDNG
EU-NAME	SATH	
SASN	SASS	
EU-CITY		
EU-STATE		
EU-ZIP CODE		
SANO or SADLO		

" " = mandatory entry; * = when this optional field is populated, it forces at least one of the conditional fields to become REQUIRED; (m) = for manual ordering only; (e) = for electronic ordering only

7.3.2 REQ TYP F / ACT C

LSR — REQ TYP F / ACT C		
Required	Conditional	Optional
CCNA	VER	PROJECT
PON	SUP	PORTTYP
ATN	AI and APOT	RPON
PG_OF (m)	CUST	IMPCON*

- continued -

LSR — REQTYP F/ ACT C		
Required	Conditional	Optional
SC = " LCSC "	IMPCON-TEL NO.	IMPCON-PAGER
D/SENT	CIC	ALTIMPCON
DDD	BI2	ALTIMPCON-TEL NO.
REQTYP = " FB "	BAN2	ALTIMPCON-PAGER
ACT = " C "		REMARKS
CC		HUNTING (See Hunting Section)
ACTL		
LST		
LSO (e)		
TOS		
PBT		
BAN1		
INIT		
INIT-TEL NO.		
INIT-FAX NO.		

" " = mandatory entry; * = when this optional field is populated, it forces at least one of the conditional fields to become REQUIRED; (m) = for manual ordering only; (e) = for electronic ordering only

EU — REQTYP F / ACT C		
Required	Conditional	Optional
PON (m)	DQTY	LCON-NAME
ATN (m)	DNUM	LCON-TEL NO.
PG_OF_ (m)		DISC NBR*
EU-NAME		

" " = mandatory entry; * = when this optional field is populated, it forces at least one of the conditional fields to become REQUIRED; (m) = for manual ordering only; (e) = for electronic ordering only

7.3.3 REQTYP F / ACT D

LSR — REQTYP F / ACT D		
Required	Conditional	Optional
CCNA	VER	RPON
PON	SUP	IMPCON-PAGER
ATN	AI and APOT	REMARKS
PG_OF (m)	CUST	
SC = " LCSC "	CIC	
D/SENT	BI2	
DDD	BAN2	
REQTYP = " FB "		
ACT = " D "		
CC		
ACTL		
LST		
LSO (e)		
TOS		
BAN1		
IMPCON		
IMPCON-TEL NO.		
INIT		
INIT-TEL NO.		
INIT-FAX NO.		

" " = mandatory entry; * = when this optional field is populated, it forces at least one of the conditional fields to become REQUIRED; (m) = for manual ordering only; (e) = for electronic ordering only

EU — REQTYP F / ACT D		
Required	Conditional	Optional
PON (m)	VER (m)	FBI*
ATN (m)	DQTY	FB-BILLNM

- continued -

EU — REQ TYP F / ACT D		
Required	Conditional	Optional
PG_OF_ (m)	FB-STREET	FB-FLOOR
EU-NAME	FB-CITY	FB-ROOM
	FB-STATE	TER
	FB-ZIP CODE	TC OPT*
	FB-BILLCON	
	FB-BILLCON-TEL NO.	
	DNUM	
	DISC NBR	
	TC TO PRI	
	TC TO SEC	
	TCID	
	TC NAME	
	TC PER	

" " = mandatory entry; * = when this optional field is populated, it forces at least one of the conditional fields to become REQUIRED; (m) = for manual ordering only; (e) = for electronic ordering only

7.3.4 REQ TYP F / ACT V

LSR — REQ TYP F / ACT V		
Required	Conditional	Optional
CCNA	VER	PROJECT
PON	SUP	RPON
ATN	AI and APOT	VTA (m)
PG_OF (m)	CIC	IMP CON-PAGER
SC = " LCSC "	BI2	ALTIMP CON
D/SENT	BAN2	ALTIMP CON-TEL NO.

- continued -

- continued -

LSR — <i>REQTYP F / ACT V</i>		
Required	Conditional	Optional
DDD		ALTIMPCON- PAGER
REQTYP = " FB "		REMARKS
ACT = " V "		HUNTING (See Hunting Section)
CC		
PORTTYP		
ACTL		
LST		
LSO (<i>e</i>)		
TOS		
PBT		
BAN1		
IMPCON		
IMPCON-TEL NO.		
INIT		
INIT-TEL NO.		
INIT-FAX NO.		

" " = mandatory entry; * = when this optional field is populated, it forces at least one of the conditional fields to become REQUIRED; (*m*) = for manual ordering only; (*e*) = for electronic ordering only

EU — <i>REQTYP F / ACT V</i>		
Required	Conditional	Optional
PON (<i>m</i>)	VER (<i>m</i>)	EU-FLOOR
ATN (<i>m</i>)	DQTY	EU-ROOM
PG_OF_ (<i>m</i>)	SASF	EU-BLDG
EU-NAME	SASD	FBI*

- continued -

- continued -

EU — REQ TYP F / ACT V		
Required	Conditional	Optional
SASN	SATH	FB-BILLNM
EU-CITY	SASS	FB-FLOOR
EU-STATE	FB-STREET	FB-ROOM
EU-ZIP CODE	FB-CITY	DISC NBR*
EATN	FB-STATE	TC OPT*
ERL	FB-ZIP CODE	
SANO or SADLO	FB-BILLCON	
	FB-BILLCON-TEL NO.	
	DNUM	
	TCID	
	TC TO PRI	
	TC TO SEC	
	TC PER	
	TC NAME	

" " = mandatory entry; * = when this optional field is populated, it forces at least one of the conditional fields to become REQUIRED; (m) = for manual ordering only; (e) = for electronic ordering only

7.3.5 REQ TYP F / ACT S

LSR — REQ TYP F / ACT S		
Required	Conditional	Optional
CCNA	VER	RPON
PON	SUP	REMARKS
ATN	CUST	
PG_OF (m)		
SC = " LCSC "		

- continued -

- continued -

LSR — REQTYP F/ ACT S		
Required	Conditional	Optional
D/SENT		
DDD		
REQTYP = " FB "		
ACT = " S "		
CC		
ACTL		
LST		
LSO (e)		
TOS		
BAN1		
INIT		
INIT-TEL NO.		
INIT-FAX NO.		

" " = mandatory entry; * = when this optional field is populated, it forces at least one of the conditional fields to become REQUIRED; (m) = for manual ordering only; (e) = for electronic ordering only

EU — REQTYP F / ACT S		
Required	Conditional	Optional
PON (m)	VER (m)	EU-FLOOR
ATN (m)	SASF	EU-ROOM
PG_OF_ (m)	SASD	EU-BLDG
EU-NAME	SATH	
SASN	SASS	
EU-CITY		
EU-STATE		
EU-ZIP CODE		
SANO or SADLO		

" " = mandatory entry; * = when this optional field is populated, it forces at least one of the conditional fields to become REQUIRED; (*m*) = for manual ordering only; (*e*) = for electronic ordering only

7.3.6 REQTYP F / ACT B

LSR — REQTYP F / ACT B		
Required	Conditional	Optional
CCNA	VER	RPON
PON	SUP	REMARKS
ATN	CUST	
PG_OF (<i>m</i>)		
SC = " LCSC "		
D/SENT		
DDD		
REQTYP = " FB "		
ACT = " B "		
CC		
ACTL		
LST		
LSO (<i>e</i>)		
INIT		
INIT-TEL NO.		
INIT-FAX NO.		
TOS		

" " = mandatory entry; * = when this optional field is populated, it forces at least one of the conditional fields to become REQUIRED; (*m*) = for manual ordering only; (*e*) = for electronic ordering only

EU — REQTYP F / ACT B		
Required	Conditional	Optional
PON (<i>m</i>)	VER (<i>m</i>)	
ATN (<i>m</i>)		
PG_OF_ (<i>m</i>)		
EU-NAME		

" " = mandatory entry; * = when this optional field is populated, it forces at least one of the conditional fields to become REQUIRED; (m) = for manual ordering only; (e) = for electronic ordering only

7.3.7 REQTYP F / ACT L

LSR — REQTYP F / ACT L		
Required	Conditional	Optional
CCNA	VER	RPON
PON	SUP	REMARKS
ATN	CUST	
PG_OF_ (m)		
SC = " LCSC "		
D/SENT		
DDD		
REQTYP = " FB "		
ACT = " L "		
CC		
ACTL		
LST		
LSO (e)		
TOS		
BAN1		
INIT		
INIT-TEL NO.		
INIT-FAX NO.		

" " = mandatory entry; * = when this optional field is populated, it forces at least one of the conditional fields to become REQUIRED; (m) = for manual ordering only; (e) = for electronic ordering only

EU — REQTYP F / ACT L		
Required	Conditional	Optional
PON (m)	VER (m)	TC OPT*
ATN (m)	TC TO PRI	
PG_OF_ (m)	TC TO SEC	

- continued -

EU-NAME	TCID	
	TC NAME	

" " = mandatory entry; * = when this optional field is populated, it forces at least one of the conditional fields to become REQUIRED; (m) = for manual ordering only; (e) = for electronic ordering only

7.3.8 REQTYP F / ACT Y

LSR — REQTYP F / ACT Y		
Required	Conditional	Optional
CCNA	VER	RPON
PON	SUP	REMARKS
ATN	CUST	
PG_OF_ (m)		
SC = " LCSC "		
D/SENT		
DDD		
REQTYP = " FB "		
ACT = " Y "		
CC		
ACTL		
LST		
LSO (e)		
TOS		
BAN1		
INIT		
INIT-TEL NO.		
INIT-FAX NO.		

" " = mandatory entry; * = when this optional field is populated, it forces at least one of the conditional fields to become REQUIRED; (m) = for manual ordering only; (e) = for electronic ordering only

EU — REQTYP F / ACT Y		
Required	Conditional	Optional
PON (m)	VER (m)	
ATN (m)		
PG_OF_ (m)		
EU-NAME		

" " = mandatory entry; * = when this optional field is populated, it forces at least one of the conditional fields to become REQUIRED; (m) = for manual ordering only; (e) = for electronic ordering only

7.3.9 REQTYP F / ACT P

LSR — REQTYP F / ACT P		
Required	Conditional	Optional
CCNA	VER	PROJECT
PON	SUP	RPON
ATN	AI and APOT	IMPCON-PAGER
PG_OF_ (m)	CUST	ALTIMPCON
SC = " LCSC "	CIC	ALTIMPCON-TEL NO.
D/SENT	BI2	ALTIMPCON- PAGER
DDD	BAN2	REMARKS
REQTYP = " FB "		HUNTING (See Hunting Section)
ACT = " P "		
CC		
PORTTYP		
ACTL		
LST		
TOS		
LSO (e)		

- continued -

- continued -

LSR — REQTYP F / ACT P		
Required	Conditional	Optional
PBT		
BANI		
INIT		
INIT-TEL NO.		
INIT-FAX NO.		
IMPCON		
IMPCON-TEL NO.		

" " = mandatory entry; * = when this optional field is populated, it forces at least one of the conditional fields to become REQUIRED; (m) = for manual ordering only; (e) = for electronic ordering only

EU — REQTYP F / ACT P		
Required	Conditional	Optional
PON (m)	VER (m)	EU - FLOOR
ATN (m)	DQTY	EU - ROOM
PG_OF_ (m)	SASF	EU - BLDNG
EU-NAME	SASD	DISC NBR*
SASN	SATH	TC OPT*
EU-CITY	SASS	
EU-STATE	DNUM	
EU-ZIP CODE	TC PER	
EATN	TC TO PRI	
SANO or SADLO	TC TO SEC	
	TCID	
	TC NAME	

" " = mandatory entry; * = when this optional field is populated, it forces at least one of the conditional fields to become REQUIRED; (m) = for manual ordering only; (e) = for electronic ordering only

7.3.10 REQTYP F / ACT Q

LSR — REQTYP F / ACT Q		
Required	Conditional	Optional
CCNA	VER	PROJECT
PON	SUP	RPON
ATN	AI and APOT	IMPCON-PAGER
PG_OF_ (m)	CUST	ALTIMPCON
SC = " LCSC "	CIC	ALTIMPCON-TEL NO.
D/SENT	BI2	ALTIMPCON- PAGER
DDD	BAN2	REMARKS
REQTYP = " FB "		HUNTING (See Hunting Section)
ACT = " Q "		
CC		
PORTTYP		
ACTL		
LST		
TOS		
LSO (e)		
PBT		
BAN1		
INIT		
INIT-TEL NO.		
INIT-FAX NO.		
IMPCON		
IMPCON-TEL NO.		

" " = mandatory entry; * = when this optional field is populated, it forces at least one of the conditional fields to become REQUIRED; (m) = for manual ordering only; (e) = for electronic ordering only

EU — <i>REQTYP F / ACT Q</i>		
Required	Conditional	Optional
PON (m)	VER (m)	EU-FLOOR
ATN (m)	DQTY	EU-ROOM
PG_OF_ (m)	SASF	EU-BLDG
EU-NAME	SASD	DISC NBR*
SASN	SATH	TC OPT*
EU-CITY	SASS	
EU-STATE	DNUM	
EU-ZIP CODE	TC PER	
EATN	TC TO PRI	
SANO or SADLO	TC TO SEC	
	TCID	
	TC NAME	

" " = mandatory entry; * = when this optional field is populated, it forces at least one of the conditional fields to become REQUIRED; (m) = for manual ordering only; (e) = for electronic ordering only

7.4 LNA Tables for REQTYP F

The following charts show the Required, Conditional and Optional (R/C/O) fields for the Port Service form/screen for the valid Line Level Activities. Please refer to the **Completing the Port Service Form/Screen** Section for a listing of the valid LNAs for each account level activity. All unmentioned fields are either invalid, not applicable or prohibited. Populating any other fields may result in a fatal reject or a clarification of the service request.

Please note the following codes:

- Mandatory entries are indicated by quotation marks ("xxx").
- Optional fields marked with an asterisk (*) force at least one of the conditional fields to become required when populated.
- Fields used only for manual orders are followed by (m).
- Fields used only for electronic orders are followed by (e).

See the **Data Element Dictionary** Section for additional information on each of the fields listed below.

7.4.1 LNA = N

PS LNA = N		
Required	Conditional	Optional
PON (<i>m</i>)	VER (<i>m</i>)	LNEX
ATN (<i>m</i>)	TC FR (<i>e</i>)	SDI
PQTY	BLOCK	TSP
PG_OF_ (<i>m</i>)	FA	SYSTEM ID
LNUM	FEATURE	SLOT
LNA = " N "		SGNL
TNS		SSIG
PIC		PULSE
SHELF (<i>e</i>)		BA*
LPIC		LNECLS SVC (<i>e</i>)
(CHAN/PAIR <i>and</i> CABLE ID) or CFA		FEATURE DETAIL
		TC OPT*

" " = mandatory entry; * = when this optional field is populated, it forces at least one of the conditional fields to become REQUIRED; (*m*) = for manual ordering only; (*e*) = for electronic ordering only

7.4.2 LNA = N

PSA LNA = N		
Required	Conditional	Optional
PON (<i>m</i>)	DACC (<i>m</i>)	ORD (<i>m</i>)
VER (<i>m</i>)		LCCA (<i>m</i>)
PG_OF_ (<i>m</i>)		
DA BRAND (<i>m</i>)		
OS BRAND (<i>m</i>)		

" " = mandatory entry; * = when this optional field is populated, it forces at least one of the conditional fields to become REQUIRED; (*m*) = for manual ordering only; (*e*) = for electronic ordering only

7.4.3 LNA = C

PS LNA = C		
Required	Conditional	Optional
PON (<i>m</i>)	VER (<i>m</i>)	LNEX
ATN (<i>m</i>)	TC TO PRI	PIC
PQTY	TC TO SEC	LPIC
PG_OF_ (<i>m</i>)	TCID	TSP
LNUM	TC NAME	TC OPT*
LNA = " C "	TC PER	SYSTEM ID
TNS	TC FR (<i>e</i>)	SLOT
SHELF (<i>e</i>)	BLOCK	SGNL
(CHAN/PAIR <i>and</i> CABLE ID) or CFA	FA	SSIG
ECCKT	FEATURE	PULSE
LNECLS SVC (<i>e</i>)		BA*
		FEATURE DETAIL

" " = mandatory entry; * = when this optional field is populated, it forces at least one of the conditional fields to become REQUIRED; (*m*) = for manual ordering only; (*e*) = for electronic ordering only

7.4.4 LNA = C

PSA LNA = C		
Required	Conditional	Optional
PON (<i>m</i>)	DACC (<i>m</i>)	ORD (<i>m</i>)
VER (<i>m</i>)		LCCA (<i>m</i>)
PG_OF_ (<i>m</i>)		
DA BRAND (<i>m</i>)		
OS BRAND (<i>m</i>)		

" " = mandatory entry; * = when this optional field is populated, it forces at least one of the conditional fields to become REQUIRED; (*m*) = for manual ordering only; (*e*) = for electronic ordering only

7.4.5 LNA = D

PS LNA = D		
Required	Conditional	Optional
PON (<i>m</i>)	VER (<i>m</i>)	TC OPT*
ATN (<i>m</i>)	TC TO PRI	SYSTEM ID
PQTY	TC TO SEC	SLOT
PG_OF_ (<i>m</i>)	TCID	SGNL
LNUM	TC NAME	SSIG
TNS	TC PER	PULSE
LNA = " D "	FA	FEATURE DETAIL
(CHAN/PAIR <i>and</i> CABLE ID) or CFA	FEATURE	

" " = mandatory entry; * = when this optional field is populated, it forces at least one of the conditional fields to become REQUIRED; (*m*) = for manual ordering only; (*e*) = for electronic ordering only

7.4.6 LNA = G

PS LNA = G		
Required	Conditional	Optional
LNUM	VER (<i>m</i>)	ECCKT
PIC	BLOCK	LNECLS SVC
LPIC	CABLE ID	FPI
LNA = " G "	TC TO PRI	LNEX
SHELF	TC TO SEC	NPI
TNS	TCID	TC OPT*
	TC NAME	LOCNUM
	TC PER	OTN
	LEAN (<i>m</i>) or LEATN	FEATURE DETAIL
	(CHAN/PAIR and CABLE ID) or CFA	TSP

- continued -

- continued -

PS LNA = G		
Required	Conditional	Optional
	FA	PULSE
	FEATURE	SDI
		SGNL
		SLOT
		SSIG
		SYSTEM ID

" " = mandatory entry; * = when this optional field is populated, it forces at least one of the conditional fields to become REQUIRED; (m) = for manual ordering only; (e) = for electronic ordering only

7.4.7 LNA = R

PSA LNA = R		
Required	Conditional	Optional
PON (m)	DACC (m)	ORD (m)
VER (m)		LCCA (m)
PG_OF_ (m)		
DA BRAND (m)		
OS BRAND (m)		

" " = mandatory entry; * = when this optional field is populated, it forces at least one of the conditional fields to become REQUIRED; (m) = for manual ordering only; (e) = for electronic ordering only

7.4.8 LNA = X

PS LNA = X		
Required	Conditional	Optional
PON (m)	VER (m)	LNEX
ATN (m)	TC TO PRI	PIC
PQTY	TC TO SEC	LPIC
PG_OF_ (m)	TCID	SDI
LNUM	TC NAME	TC OPT*

- continued -

PS LNA = X		
Required	Conditional	Optional
LNA = " X "	TC PER	SYSTEM ID
TNS		SLOT
OTN		SGNL
(CHAN/PAIR <i>and</i> CABLE ID) or CFA		SSIG
ECCKT		PULSE

" " = mandatory entry; * = when this optional field is populated, it forces at least one of the conditional fields to become REQUIRED; (*m*) = for manual ordering only; (*e*) = for electronic ordering only

7.4.9 LNA = V

PS LNA = V		
Required	Conditional	Optional
PON (<i>m</i>)	VER (<i>m</i>)	LNEX
ATN (<i>m</i>)	LEATN	SDI
PQTY	BLOCK	TSP
PG_OF_ (<i>m</i>)	FA	SYSTEM ID
LNUM	FEATURE	SLOT
LNA = " V "	TC TO PRI	SGNL
TNS	TC TO SEC	SSIG
PIC	TCID	PULSE
LPIC	TC NAME	BA*
SHELF	TC PER	FEATURE DETAIL
(CHAN/PAIR <i>and</i> CABLE ID) or CFA	TC FR (<i>e</i>)	TC OPT*

" " = mandatory entry; * = when this optional field is populated, it forces at least one of the conditional fields to become REQUIRED; (*m*) = for manual ordering only; (*e*) = for electronic ordering only

7.4.10 LNA = V

PSA LNA = V		
Required	Conditional	Optional
PON (m)	DACC (m)	ORD (m)
VER (m)		LCCA (m)
PG_OF_ (m)		
DA BRAND (m)		
OS BRAND (m)		

" " = mandatory entry; * = when this optional field is populated, it forces at least one of the conditional fields to become REQUIRED; (m) = for manual ordering only; (e) = for electronic ordering only

7.4.11 LNA = P

PS LNA = P		
Required	Conditional	Optional
PON (m)	VER (m)	LNEX
ATN (m)		SDI
PQTY		TSP
PG_OF_ (m)		LNCLS SVC (e)
LNUM		
LNA = " P "		
TNS		
PIC		
LPIC		
(CHAN/PAIR and CABLE ID) or CFA		

" " = mandatory entry; * = when this optional field is populated, it forces at least one of the conditional fields to become REQUIRED; (m) = for manual ordering only; (e) = for electronic ordering only

7.4.12 LNA = P

PSA LNA = P		
Required	Conditional	Optional
PON (m)	DACC (m)	ORD (m)
VER (m)		LCCA (m)
PG_OF_ (m)		
DA BRAND (m)		
OS BRAND (m)		

" " = mandatory entry; * = when this optional field is populated, it forces at least one of the conditional fields to become REQUIRED; (m) = for manual ordering only; (e) = for electronic ordering only

7.4.13 LNA = L

PS LNA = L		
Required	Conditional	Optional
PON (m)	VER (m)	TC OPT*
ATN (m)	TC TO PRI	LNCLS SVC (e)
PQTY	TC TO SEC	
PG_OF_ (m)	TCID	
LNUM	TC NAME	
LNA = " L "	TC PER	
TNS		
ECCKT		

" " = mandatory entry; * = when this optional field is populated, it forces at least one of the conditional fields to become REQUIRED; (m) = for manual ordering only; (e) = for electronic ordering only

7.4.14 LNA = B

PS LNA = B		
Required	Conditional	Optional
PON (m)	VER (m)	LNCLS SVC (e)
ATN (m)		

- continued -

PS LNA = B		
Required	Conditional	Optional
PQTY		
PG_OF_ (m)		
LNUM		
LNA = " B "		
TNS		
ECCKT		

" " = mandatory entry; * = when this optional field is populated, it forces at least one of the conditional fields to become REQUIRED; (m) = for manual ordering only; (e) = for electronic ordering only

7.5 REQTYP F - Port Service (PBX Stand Alone Port)

7.5.1 Description

A port is a point of access facility for signal transmission from the distribution frame in the central office to the switch, including the line card.

7.5.2 Ordering Forms/Screens

The following chart illustrates the Required, Conditional and Optional (R/C/O) forms/screens for ordering this service. Detailed information will follow to assist you in filling out each of these forms/screens.

REQTYP / SERVICE TYPE	Forms											
	LSR	Hunt-ing	EU	DL	DSCR	RS	DRS	PS	NP	LS	LSNP	PSA
F - Port Service (PBX Stand Alone Port)	R	O*	R	C**	C***							R

R = Required C = Conditional O = optional

* = *Hunting is optional only when ACT is N or C. Otherwise, Hunting is prohibited.*

** = *DL form/screen is required when the ACT is N.*

*** = DSCR is required to indicate:

- Captions
- Degree Of Indent
- Irregular Placement

**** = *The PS form/screen is required only when ACT = N, or C . Otherwise, the PS form/screen is not required.*

7.5.2.1 Completing the LSR and EU Forms/Screens

The Required, Conditional, and Optional (R/C/O) fields on the LSR and EU forms/screens will be given for every valid REQTYT / ACT combination in the **REQTYT / ACT Combination for Port Service (PBX Stand Alone Port)** Section.

The following chart shows all of the valid account level activities for this requisition type. Please refer to the **REQTYT Overview** Section for descriptions of the account level activities.

	Valid Account Level Activities (ACT)											
REQTYT	N	C	D	T	V	S	B	W	L	Y	P	Q
F - Port Service (PBX Stand Alone Port)	X	X	X									

Note: " X " denotes valid account level activities. A blank entry indicates a non-valid account level activity.

Account level activities (ACT) apply to the entire account. The ACTs are defined below:

N = New installation and/or account

C = Change an existing account (e.g., Re-arrangement, Partial disconnect or addition)

D = Disconnection

T = Outside move of end user location

R = Record activity is for ordering administrative changes

V = Full Conversion of service **as specified** to new Local Service Provider (LSP)

S = Seasonal Suspend partial account or Restore partial account

B = Restore **full** account or restore denied account

W = Full Conversion of service **as is**

L = Seasonal Suspend **full** account

Y = Deny (non-payment)

P = Conversion of service **as specified**: Partial Migration - Initial

Q = Conversion of service **as specified**: Partial Migration - Subsequent

7.5.2.2 Completing the PS Form/Screen

The Port Service (PS) form/screen may be required or invalid depending on the account level activity. Each account level activity has valid line level activities (LNAs). These LNAs determine how, or if, the PS form/screen should be populated. The following chart gives the valid LNAs for each account level activity (ACT) and the associated PS form/screen usage.

Line level activities (LNA) apply to the specified line only. The LNAs are defined below:

Line level activities (LNA) apply to the specified line only. The LNAs are defined below:

N = New Installation (e.g., new line or additional line)

C = Change or Modification to an Existing Line

D = Disconnection

G = Conversion or Migration to new LSP as specified (listing ALL FEATURES requested for conversion service).

X = Telephone Number Change

V = Conversion or Migration to new LSP as specified (*only* listing changes from existing service).

W = Conversion or Migration as is

P = PIC Change

L = Seasonal Suspend

B = Restore

The following chart gives the valid LNAs for each account level activity (ACT) and the associated PS form/screen usage.

If ACT is:	Then LNA is:	And PS form/screen is:
N	N	Required
C	C, X, P	Required
D	D	Required

The R/C/O fields for the Port Service (PS) form/screen are listed according to Line Level Activity in the LNA Tables for Port Service Section.

7.5.2.3 Completing the DL and DSCR Forms/Screens

If directory listings are required, please refer to REQTYP J for more information on completing the DL and DSCR forms/screens.

7.5.2.4 Completing the Hunting Section on the LSR Form/Screen

Hunting is an optional feature only when the ACT is N, C, X or P. For more information on Hunting, please refer to the HA tables.

7.5.3 REQTYP / ACT Combinations

The following charts show the Required, Conditional and Optional (R/C/O) fields on the LSR and EU forms/screens for the valid REQTYP / ACT combinations. All unmentioned fields are either invalid, not applicable or prohibited. Populating any other fields may result in a fatal reject or a clarification of the service request

Please note the following codes:

- Mandatory entries are indicated by quotation marks ("xxx").
- Optional fields marked with an asterisk (*) force at least one of the conditional fields to become required when populated.
- Fields used only for manual orders are followed by (m).
- Fields used only for electronic orders are followed by (e).

See the **Data Element Dictionary** Section for additional information on each of the fields listed below.

7.5.3.1 REQTYP F / ACT N

LSR — REQTYP F/ ACT N (PBX Stand Alone Port)		
Required	Conditional	Optional
CCNA	VER	PROJECT
PON	SUP	RPON
ATN	AI and APOT	IMPCON-PAGER
PG_OF (m)	CUST	ALTIMPCON
SC = " LCSC "	CIC	ALTIMPCON-TEL NO.
D/SENT	BI2	ALTIMPCON- PAGER
DDD	BAN2	REMARKS
REQTYP = " FB "		HUNTING (See Hunting Section)
ACT = " N "		
CC		
PORTTYP		
ACTL		

- continued -

- continued -

LSR — REQ TYP F / ACT N (PBX Stand Alone Port)		
Required	Conditional	Optional
LST		
LSO (e)		
TOS		
PBT		
BAN1		
INIT		
INIT-TEL NO.		
INIT-FAX NO.		
IMPCON		
IMPCON-TEL NO.		

" " = mandatory entry; * = when this optional field is populated, it forces at least one of the conditional fields to become REQUIRED; (m) = for manual ordering only; (e) = for electronic ordering only

EU — REQ TYP F / ACT N (PBX Stand Alone Port)		
Required	Conditional	Optional
PON (m)	VER (m)	EU-FLOOR
ATN (m)	SASF	EU-ROOM
PG_OF_ (m)	SASD	EU-BLDNG
EU-NAME	SATH	
SASN	SASS	
EU-CITY		
EU-STATE		
EU-ZIP CODE		
SANO or SADLO		

" " = mandatory entry; * = when this optional field is populated, it forces at least one of the conditional fields to become REQUIRED; (m) = for manual ordering only; (e) = for electronic ordering only

7.5.3.2 REQTYP F / ACT C

LSR — REQTYP F/ ACT C (PBX Stand Alone Port)		
Required	Conditional	Optional
CCNA	VER	PROJECT
PON	SUP	PORTTYP
ATN	AI and APOT	RPON
PG_OF (<i>m</i>)	CUST	IMPCON*
SC = " LCSC "	IMPCON-TEL NO.	IMPCON-PAGER
D/SENT	CIC	ALTIMPCON
DDD	BI2	ALTIMPCON-TEL NO.
REQTYP = " FB "	BAN2	ALTIMPCON- PAGER
ACT = " C "		REMARKS
CC		HUNTING (See Hunting Section)
ACTL		
LST		
LSO (<i>e</i>)		
TOS		
PBT		
BAN1		
INIT		
INIT-TEL NO.		
INIT-FAX NO.		

" " = mandatory entry; * = when this optional field is populated, it forces at least one of the conditional fields to become REQUIRED; (*m*) = for manual ordering only; (*e*) = for electronic ordering only

EU — REQ TYP F / ACT C (PBX Stand Alone Port)		
Required	Conditional	Optional
PON (m)	DQTY	LCON-NAME
ATN (m)	DNUM	LCON-TEL NO.
PG_OF_ (m)		DISC NBR*
EU-NAME		

" " = mandatory entry; * = when this optional field is populated, it forces at least one of the conditional fields to become REQUIRED; (m) = for manual ordering only; (e) = for electronic ordering only

7.5.3.3

REQTYP F / ACT D

LSR — REQ TYP F/ ACT D (PBX Stand Alone Port)		
Required	Conditional	Optional
CCNA	VER	RPON
PON	SUP	IMPCON-PAGER
ATN	AI and APOT	REMARKS
PG_OF (m)	CUST	
SC = " LCSC "	CIC	
D/SENT	BI2	
DDD	BAN2	
REQTYP = " FB "		
ACT = " D "		
CC		
ACTL		
LST		
LSO (e)		
TOS		
BAN1		
IMPCON		
IMPCON-TEL NO.		

- continued -

- continued -

LSR — REQTYP F/ ACT D (PBX Stand Alone Port)		
Required	Conditional	Optional
INIT		
INIT-TEL NO.		
INIT-FAX NO.		

" " = mandatory entry; * = when this optional field is populated, it forces at least one of the conditional fields to become REQUIRED; (m) = for manual ordering only; (e) = for electronic ordering only

EU — REQTYP F / ACT D (PBX Stand Alone Port)		
Required	Conditional	Optional
PON (m)	VER (m)	FBI*
ATN (m)	DQTY	FB-BILLNM
PG_OF_ (m)	FB-STREET	FB-FLOOR
EU-NAME	FB-CITY	FB-ROOM
	FB-STATE	TER
	FB-ZIP CODE	TC OPT*
	FB-BILLCON	
	FB-BILLCON-TEL NO.	
	DNUM	
	DISC NBR	
	TC TO PRI	
	TC TO SEC	
	TCID	
	TC NAME	
	TC PER	

" " = mandatory entry; * = when this optional field is populated, it forces at least one of the conditional fields to become REQUIRED; (m) = for manual ordering only; (e) = for electronic ordering only

7.5.4 LNA Tables for REQTYP F (PBX Stand Alone Port)

The following charts show the Required, Conditional and Optional (R/C/O) fields for the Port Service form/screen for the valid Line Level Activities. Please refer to the **Completing the Port Service Form/Screen** Section for a listing of the valid LNAs for each account level activity. All unmentioned fields are either invalid, not applicable or prohibited. Populating any other fields may result in a fatal reject or a clarification of the service request.

Please note the following codes:

- Mandatory entries are indicated by quotation marks ("xxx").
- Optional fields marked with an asterisk (*) force at least one of the conditional fields to become required when populated.
- Fields used only for manual orders are followed by (m).
- Fields used only for electronic orders are followed by (e).

See the **Data Element Dictionary** Section for additional information on each of the fields listed below.

7.5.4.1 LNA = N (PBX Stand Alone Port)

PS LNA = N		
Required	Conditional	Optional
PON (m)	VER (m)	LNEX
ATN (m)	TC FR (e)	SDI
PQTY	BLOCK	TSP
PG_OF_ (m)	FA	SYSTEM ID
LNUM	FEATURE	SLOT
LNA = " N "		SGNL
TNS		SSIG
PIC		PULSE
SHELF (e)		BA*
LPIC		LNECLS SVC (e)
(CHAN/PAIR and CABLE ID) or CFA		FEATURE DETAIL
		TC OPT*

" " = mandatory entry; * = when this optional field is populated, it forces at least one of the conditional fields to become REQUIRED; (m)= for manual ordering only; (e) = for electronic ordering only

7.5.4.2 LNA = N

PSA LNA = N		
Required	Conditional	Optional
PON (m)	DACC (m)	ORD (m)
VER (m)		LCCA (m)
PG_OF_ (m)		
DA BRAND (m)		
OS BRAND (m)		

" " = mandatory entry; * = when this optional field is populated, it forces at least one of the conditional fields to become REQUIRED; (m) = for manual ordering only; (e) = for electronic ordering only

7.5.4.3 LNA = C (PBX Stand Alone Port)

PS LNA = C		
Required	Conditional	Optional
PON (m)	VER (m)	LNEX
ATN (m)	TC TO PRI	PIC
PQTY	TC TO SEC	LPIC
PG_OF_ (m)	TCID	TSP
LNUM	TC NAME	TC OPT*
LNA = " C "	TC PER	SYSTEM ID
TNS	TC FR (e)	SLOT
SHELF (e)	BLOCK	SGNL
(CHAN/PAIR and CABLE ID) or CFA	FA	SSIG
ECCKT	FEATURE	PULSE
LNECLS SVC (e)		BA*
		FEATURE DETAIL

" " = mandatory entry; * = when this optional field is populated, it forces at least one of the conditional fields to become REQUIRED; (m) = for manual ordering only; (e) = for electronic ordering only

7.5.4.4 LNA = C

PSA LNA = C		
Required	Conditional	Optional
PON (m)	DACC (m)	ORD (m)
VER (m)		LCCA (m)
PG_OF_ (m)		
DA BRAND (m)		
OS BRAND (m)		

" " = mandatory entry; * = when this optional field is populated, it forces at least one of the conditional fields to become REQUIRED; (m) = for manual ordering only; (e) = for electronic ordering only

7.5.4.5 LNA = D (PBX Stand Alone Port)

PS LNA = D		
Required	Conditional	Optional
PON (m)	VER (m)	TC OPT*
ATN (m)	TC TO PRI	SYSTEM ID
PQTY	TC TO SEC	SLOT
PG_OF_ (m)	TCID	SGNL
LNUM	TC NAME	SSIG
TNS	TC PER	PULSE
LNA = " D "	FA	FEATURE DETAIL
(CHAN/PAIR and CABLE ID) or CFA	FEATURE	

" " = mandatory entry; * = when this optional field is populated, it forces at least one of the conditional fields to become REQUIRED; (m) = for manual ordering only; (e) = for electronic ordering only

7.5.4.6 LNA = X (PBX Stand Alone Port)

PS LNA = X		
Required	Conditional	Optional
PON (m)	VER (m)	LNEX
ATN (m)	TC TO PRI	PIC
PQTY	TC TO SEC	LPIC
PG_OF_ (m)	TCID	SDI
LNUM	TC NAME	TC OPT*
LNA = " X "	TC PER	SYSTEM ID
TNS		SLOT
OTN		SGNL
(CHAN/PAIR and CABLE ID) or CFA		SSIG
ECCKT		PULSE

" " = mandatory entry; * = when this optional field is populated, it forces at least one of the conditional fields to become REQUIRED; (m) = for manual ordering only; (e) = for electronic ordering only

7.5.4.7 LNA = P (PBX Stand Alone Port)

PS LNA = P		
Required	Conditional	Optional
PON (m)	VER (m)	LNEX
ATN (m)		SDI
PQTY		TSP
PG_OF_ (m)		LNCLS SVC (e)
LNUM		
LNA = " P "		
TNS		
PIC		

- continued -

- continued -

PS LNA = P		
Required	Conditional	Optional
LPIC		
(CHAN/PAIR <i>and</i> CABLE ID) or CFA		

" " = mandatory entry; * = when this optional field is populated, it forces at least one of the conditional fields to become REQUIRED; (m) = for manual ordering only; (e) = for electronic ordering only

7.5.4.8 LNA = P

PSA LNA = P		
Required	Conditional	Optional
PON (m)	DACC (m)	ORD (m)
VER (m)		LCCA (m)
PG_OF_ (m)		
DA BRAND (m)		
OS BRAND (m)		

" " = mandatory entry; * = when this optional field is populated, it forces at least one of the conditional fields to become REQUIRED; (m) = for manual ordering only; (e) = for electronic ordering only

7.6 REQTYP F- Hunting

7.6.1 Description

Hunting Service, also known as Grouping and Rotary Service, is a feature offered to Residence or Business customers who have more than one (1) line arranged for incoming calls at the same location. When an incoming call is generated to a line that is busy, the call flows to the next line in the Hunting Group. Hunting provides maximum utilization of lines to handle incoming calls and prevent unnecessary busy signals.

Series Completion and Multi-line Hunting are the two basic types of Hunting. Both types of hunting provide the same basic functions. The primary difference in the two types is the number of telephone numbers required to provide the service. Series Hunting requires each line to have a unique Telephone Number. Series Hunting is normally offered to customers with less than 16 lines. Multi-line Hunting arrangements require just one Telephone Number for the entire group. Each line in a Multi-line Hunting Group is assigned a Group Identifier and a Terminal Number along with the Telephone Number to

provide a unique identifier. Customers with 17 or more lines in a Hunting arrangement are typically offered Multi-line Hunting to minimize the number of telephone numbers required to provide the service.

7.6.2 Hunting Group Activities

Additionally, each Hunt Group Activity (HA) has valid Hunting Line Activities (HLA).

The valid Hunting Line Activities are:

⇒ **N** = New/Install

⇒ **E** = Existing/No Change

⇒ **D** = Disconnect/Delete

The following chart shows which HLAs are valid for each HA.

If HA is:	Then Hunting Line Activity (HLA) is:
N	N
E	E
C	N, E or D
D	Prohibited

7.6.3 Hunting Line Activities by Hunting Group Activity

Additionally, each Hunt Group Activity (HA) has valid Hunting Line Activities (HLA).

The valid Hunting Line Activities are:

⇒ **N** = New/Install

⇒ **E** = Existing/No Change

⇒ **D** = Disconnect/Delete

The following chart shows which HLAs are valid for each HA.

If HA is:	Then Hunting Line Activity (HLA) is:
N	N
E	E
C	N, E or D
D	Prohibited

7.6.4 HA Tables for REQTYP F

Please remember that Hunting is an OPTIONAL feature. The following tables apply only to CLECs creating, modifying or removing Hunt Groups. If you are not creating, modifying, or removing Hunt Groups, please disregard this section.

The following tables will provide the Required, Conditional, and Optional (R/C/O) fields for the LSR form/screen for every valid Hunt Group Activity for this requisition type. Please refer to the Hunt Group Activities section for a listing of the valid HAs for each account level activity (ACT). All unlisted fields are either invalid, not applicable or prohibited. Populating any other fields may result in a fatal reject of the order.

Please note the following codes:

- Mandatory entries are indicated by quotation marks ("xxx").
- Optional fields marked with an asterisk (*) force at least one of the conditional fields to become required when populated.
- Fields used only for manual orders are followed by (m).
- Fields used only for electronic orders are followed by (e).

See the **Data Element Dictionary** Section for additional information on each of the fields listed below.

7.6.4.1 HA = N

LSR (Hunting) HA = N		
Required	Conditional	Optional
HNUM	TLI	HTQTY
HA = " N "		LOCNUM
HID		
HNTYP		
HLA = " N "		
HTSEQ		
NOTYP		
HT		

" " = mandatory entry; * = when this optional field is populated, it forces at least one of the conditional fields to become REQUIRED; (m) = for manual ordering only; (e) = for electronic ordering only

7.6.4.2 HA = E

LSR (Hunting) HA = E		
Required	Conditional	Optional
HNUM	TLI	HTQTY
HA = " E "		LOCNUM
HID		
HNTYP		
HLA = " E "		
HTSEQ		
NOTYP		
HT		

" " = mandatory entry; * = when this optional field is populated, it forces at least one of the conditional fields to become REQUIRED; (m) = for manual ordering only; (e) = for electronic ordering only

7.6.4.3 HA = C

LSR (Hunting) HA = C		
Required	Conditional	Optional
HNUM	TLI	HTQTY
HA = " C "		LOCNUM
HID		
HNTYP		
HLA		
HTSEQ		
NOTYP		
HT		

" " = mandatory entry; * = when this optional field is populated, it forces at least one of the conditional fields to become REQUIRED; (m) = for manual ordering only; (e) = for electronic ordering only

7.6.4.4 HA = D

LSR (Hunting) HA = D		
Required	Conditional	Optional
HNUM	TLI	HTQTY
HA = " D "		LOCNUM
HID		
HNTYP		

" " = mandatory entry; * = when this optional field is populated, it forces at least one of the conditional fields to become REQUIRED; (m) = for manual ordering only; (e) = for electronic ordering only

8. REQTYP J - Directory Listing

8.1 Description

Standard Directory Listings include the name, address and telephone number of an customer. This listing appears alphabetically in the Directory Assistance (DA) records and the White Pages Directory for the area in which the telephone service is located. Directory listings are intended to be an aid in the use of the telephone service, so they are limited to information for the identification of the listed party.

8.2 Ordering Forms/Screens

The following chart illustrates the required, conditional and optional forms/screens for ordering this service. Detailed information will follow to assist you in filling out each of these forms/screens.

REQTYP / SERVICE TYPE	Forms										
	LSR	Hunting	EU	DL	DSCR	RS	DRS	PS	NP	LS	LSNP
J - Directory Listing	R		R	R	C*						

R = Required C = Conditional O = optional

* = *The DSCR form/screen is required to indicate:*

- Captions
- Degree of Indent level detail
- Irregular placement required (indented listing in a caption or a straight line with indented listing under does not follow normal sequencing rules.)
- Name, address, telephone number, and associated degree of Indent level information

8.2.1 Completing the LSR and EU Forms/Screens

The Required, Conditional, and Optional (R/C/O) fields on the LSR and EU forms/screens will be given for every valid REQTYP / ACT combination in the **REQTYP / ACT Combination for Directory Listing** Section.

The following chart shows all of the valid account level activities for this requisition type. Please refer to the **REQTYP Overview** Section for descriptions of the account level activities.

	Valid Account Level Activities (ACT)												
REQTYP	N	C	D	T	R	V	S	B	W	L	Y	P	Q
J - Directory Listing	X		X		X								

" X " denotes valid account level activities. A blank entry indicates a *non-valid* account level activity.

8.2.2 Completing the DL and DSCR Forms/Screens

The Directory Listing (DL) and Directory Service Caption Request (DSCR) forms/screens may be required or invalid depending on the account level activity. Each account level activity has valid listing activities (LACTs) and valid delivery activities (DACTs). These LACTs and DACTs determine how, or if, the DL and DSCR forms/screens should be populated. The following charts give the valid LACTs and DACTs for each account level activity (ACT) and the associated DL and DSCR forms/screens usage.

If ACT is:	Then LACT is:	And DL form/screen is:	And DSCR form/screen is:
N	N or Z	Required	Optional
D	Prohibited	Not Required	Not Required
R	N, D, I, or O	Required	Optional

If ACT is:	Then DACT is:	And DL form/screen is:
N	N	Required
D	Prohibited	Not Required
R	N, D, I, or O	Required

8.2.3 The LACT and DACT fields for Directory Listings

REQTYP J uses *unique* activities instead of the more common line and feature level activities. These activities are listed below.

Listing Activities (LACT) for REQTYP J:

- N = New Listing
- D = Delete Listing
- I = Change Listing (new data to be inserted)
- O = Change Listing (old data)
- Z = No Change to listing

Delivery Activities (DACT) for REQTYP J:

- N = New Directory Delivery

D = Delete Directory Delivery*
I = Change Directory Delivery (new data to be inserted)*
O = Change Directory Delivery (old data)*

Note: * = *DACT* of *D*, *I* and *O* are applicable to *MANUAL* orders only.

8.3 REQTYP / ACT Combinations

The following charts show the Required, Conditional and Optional (R/C/O) fields on the LSR and EU forms/screens for the valid REQTYP / ACT combinations. All unmentioned fields are either invalid, not applicable or prohibited. Populating any other fields may result in a fatal reject or a clarification of the service request

Please note the following codes:

- Mandatory entries are indicated by quotation marks ("xxx").
- Optional fields marked with an asterisk (*) force at least one of the conditional fields to become required when populated.
- Fields used only for manual orders are followed by (m).
- Fields used only for electronic orders are followed by (e).

See the **Data Element Dictionary** Section for additional information on each of the fields listed below.

8.3.1 REQTYP J / ACT N

<i>LSR — REQTYP J/ ACT N</i>		
Required	Conditional	Optional
CCNA	VER	RPON
PON	SUP	REMARKS
AN or ATN	CUST	
PG_OF (m)	BI1	
SC = " LCSC "	CIC	
D/SENT		
DDD		
REQTYP = " JB "		
ACT = " N "		
CC		

- continued -

- continued -

LSR — REQ TYP J / ACT N		
Required	Conditional	Optional
TOS		
BANI		
INIT		
INIT-TEL NO.		

" " = mandatory entry; * = when this optional field is populated, it forces at least one of the conditional fields to become REQUIRED; (m) = for manual ordering only; (e) = for electronic ordering only

EU — REQ TYP J / ACT N		
Required	Conditional	Optional
PON (m)	VER (m)	EU-FLOOR
AN or ATN (m)		EU-ROOM
PG_OF_ (m)		EU-BLDG
EU-NAME		SASF
SASN		SASD
SANO or SADLO		SATH
EU-CITY		SASS
EU-STATE		
EU-ZIP CODE		

" " = mandatory entry; * = when this optional field is populated, it forces at least one of the conditional fields to become REQUIRED; (m) = for manual ordering only; (e) = for electronic ordering only

8.3.2 REQ TYP J / ACT D

LSR — REQ TYP J / ACT D		
Required	Conditional	Optional
CCNA	VER	RPON
PON	SUP	REMARKS
AN or ATN	CUST	
PG_OF_ (m)	BI1	

- continued -

LSR — REQTYP J / ACT D		
Required	Conditional	Optional
SC = " LCSC "	CIC	
D/SENT		
DDD		
REQTYP = " JB "		
ACT = " D "		
CC		
TOS		
BAN1		
INIT		
INIT-TEL NO.		

" " = mandatory entry; * = when this optional field is populated, it forces at least one of the conditional fields to become REQUIRED; (m) = for manual ordering only; (e) = for electronic ordering only

EU — REQTYP J / ACT D		
Required	Conditional	Optional
PON (m)	VER (m)	FBI*
AN or ATN (m)	FB-BILLNM	FB-SBILLNM
PG_OF_ (m)	FB-STREET	FB-FLOOR
EU-NAME	FB-CITY	FB-ROOM
	FB-STATE	
	FB-ZIP CODE	
	FB-BILLCON	
	FB-BILLCON-TEL NO.	

" " = mandatory entry; * = when this optional field is populated, it forces at least one of the conditional fields to become REQUIRED; (m) = for manual ordering only; (e) = for electronic ordering only

8.3.3 REQTYP J / ACT R

LSR — REQTYP J / ACT R		
Required	Conditional	Optional
CCNA	VER	RPON
PON	SUP	REMARKS
AN or ATN	CUST	
PG_OF_ (m)	BII	
SC = " LCSC "	CIC	
D/SENT		
DDD		
REQTYP = " JB "		
ACT = " R "		
CC		
TOS		
BAN1		
INIT		
INIT-TEL NO.		

" " = mandatory entry; * = when this optional field is populated, it forces at least one of the conditional fields to become REQUIRED; (m) = for manual ordering only; (e) = for electronic ordering only

EU — REQTYP J / ACT R		
Required	Conditional	Optional
PON (m)	VER (m)	EU-FLOOR
AN or ATN (m)	EAN	EU-ROOM
PG_OF_ (m)	EATN	EU-BLDG
EU-NAME		SASF
SASN		SASD
SANO or SADLO		SASS
EU-CITY		

- continued -

- continued -

EU — <i>REQTYP J / ACT R</i>		
Required	Conditional	Optional
EU-STATE		
EU-ZIP CODE		

" " = mandatory entry; * = when this optional field is populated, it forces at least one of the conditional fields to become REQUIRED; (m) = for manual ordering only; (e) = for electronic ordering only

8.4 LACT Tables for REQ TYP J

The following charts show the Required, Conditional and Optional (R/C/O) fields for the DL and DSCR forms/screens for the valid Listing Activities (LACTs). Please refer to the **Completing the DL and DSCR Forms/Screens** Section for a listing of the valid LACTs for each account level activity. All unmentioned fields are either invalid, not applicable or prohibited. Populating any other fields may result in a fatal reject or a clarification of the service request

Please note the following codes:

- Mandatory entries are indicated by quotation marks ("xxx").
- Optional fields marked with an asterisk (*) force at least one of the conditional fields to become required when populated.
- Fields used only for manual orders are followed by (m).
- Fields used only for electronic orders are followed by (e).

See the **Data Element Dictionary** Section for additional information on each of the fields listed below.

8.4.1 LACT = N

DL LACT = N		
Required	Conditional	Optional
PON (m)	VER (m)	TT
AN or ATN (m)	ALI	TL
SC1 (m)	WPP	TITLE1
PG_OF_ (m)	DML	TITLE2
LACT = " N "	BRO	LASN

- continued -

- continued -

DL LACT = N		
Required	Conditional	Optional
DLNUM	LTN	
RTY	NSTN	
LTY	PLA	
STYC	NICK	
TOA	LTEXT	
DOI	LNFN	
LNLN	LTXTY	
	LTXNUM	
	LNPL	
	DES	
	LAPR	
	LANO	
	LASF	
	LASD	
	LATH	
	LASS	
	LALOC	
	LAST	
	DIRSUB	
	YPH	
	SIC	
	ADI	
	DIRNAME	
	ADV	
	DLNM	
	DACT	

- continued -

- continued -

DL LACT = N		
Required	Conditional	Optional
	NAME	
	DDASN	
	DDAPR	
	DDANO	
	DDASF	
	DDASD	
	DDATH	
	DDASS	
	DDAST	
	DDAZC	
	DDALO	
	DDALOC	
	DDADLO	
	DIRTYP	
	DIRQTY A	
	DIRQTYNC	

" " = mandatory entry; * = when this optional field is populated, it forces at least one of the conditional fields to become REQUIRED; (m) = for manual ordering only; (e) = for electronic ordering only

DSCR LACT = N		
Required	Conditional	Optional
PON (m)	VER (m)	SO
AN or ATN (m)	SEQTEXT	
SC1 (m)	SEQADDR	
PG_OF_ (m)	SEQTN	
DLNUM	LVL	
HS (m)	HTN	

- continued -

- continued -

DSCR LACT = N		
Required	Conditional	Optional
	INS1	
	SO1	
	SEQTEXT1	
	SEQADDR1	
	SEQTN1	
	INTN	
	INNSTN	
	INTEXT	
	INADDR	
	HS (e)	

" " = mandatory entry; * = when this optional field is populated, it forces at least one of the conditional fields to become REQUIRED; (m) = for manual ordering only; (e) = for electronic ordering only

8.4.2 LACT = D

DL LACT = D		
Required	Conditional	Optional
PON (m)	VER (m)	NSTN
AN or ATN (m)	ALI	
SC1 (m)	LTN	
PG_OF_ (m)	WPP	
LACT = " D "	ADV	
DLNUM	IN	
RTY	LNFN	
TOA		
DOI		
LNLN		

" " = mandatory entry; * = when this optional field is populated, it forces at least one of the conditional fields to become REQUIRED; (m) = for manual ordering only; (e) = for electronic ordering only

DSCR LACT = D		
Required	Conditional	Optional
PON (m)	VER (m)	
AN or ATN (m)		
SC1 (m)		
DLNUM		
PG_OF_ (m)		

" " = mandatory entry; * = when this optional field is populated, it forces at least one of the conditional fields to become REQUIRED; (m) = for manual ordering only; (e) = for electronic ordering only

8.4.3 LACT = I

DL LACT = I		
Required	Conditional	Optional
PON (m)	VER (m)	TT
AN or ATN (m)	ALI	TL
SC1 (m)	WPP	TITLE1
PG_OF_ (m)	LTN	TITLE2
LACT = " I "	NSTN	LASN
DLNUM	PLA	DIRSUB
RTY	NICK	DML
LTY	LTEXT	BRO
STYC	LXTY	
TOA	LTXNUM	
DOI	LNPL	
LNLN	DES	
	LAPR	
	LANO	
	LASF	

- continued -

- continued -

DL LACT = I		
Required	Conditional	Optional
	LASD	
	LATH	
	LASS	
	LALOC	
	LAST	
	YPH	
	SIC	
	ADI	
	DIRNAME	
	ADV	
	DLNM	
	LNFN	

" " = mandatory entry; * = when this optional field is populated, it forces at least one of the conditional fields to become REQUIRED; (m) = for manual ordering only; (e) = for electronic ordering only

DSCR LACT = I		
Required	Conditional	Optional
PON (m)	VER (m)	SO
AN or ATN (m)	SEQTEXT	
SC1 (m)	SEQADDR	
PG_OF_ (m)	SEQTN	
DLNUM	LVL	
HS (m)	HTN	
	INS1	
	SO1	
	SEQTEXT1	
	SEQADDR1	

- continued -

- continued -

DSCR LACT = I		
Required	Conditional	Optional
	SEQTN1	
	INTN	
	INNSTN	
	INTEXT	
	INADDR	

" " = mandatory entry; * = when this optional field is populated, it forces at least one of the conditional fields to become REQUIRED; (m) = for manual ordering only; (e) = for electronic ordering only

8.4.4 LACT = O

DL LACT = O		
Required	Conditional	Optional
PON (m)	VER (m)	
AN or ATN (m)	ALI	
SC1 (m)	LTN	
PG_OF_ (m)	ADV	
LACT = " O "	LNFN	
DLNUM		
RTY		
TOA		
DOI		
LNLN		

" " = mandatory entry; * = when this optional field is populated, it forces at least one of the conditional fields to become REQUIRED; (m) = for manual ordering only; (e) = for electronic ordering only

DSCR LACT = O		
Required	Conditional	Optional
PON (m)	VER (m)	
AN or ATN (m)	HS (e)	

- continued -

DSCR LACT = O		
Required	Conditional	Optional
SC1 (<i>m</i>)		
DLNUM		
PG_OF_ (<i>m</i>)		
HS (<i>m</i>)		

" " = mandatory entry; * = when this optional field is populated, it forces at least one of the conditional fields to become REQUIRED; (*m*) = for manual ordering only; (*e*) = for electronic ordering only

8.4.5 LACT = Z

DL LACT = Z		
Required	Conditional	Optional
PON (<i>m</i>)	VER (<i>m</i>)	
AN or ATN (<i>m</i>)	ALI	
SC1 (<i>m</i>)	LTN	
PG_OF_ (<i>m</i>)		
LACT = " Z "		
DLNUM		
RTY		

" " = mandatory entry; * = when this optional field is populated, it forces at least one of the conditional fields to become REQUIRED; (*m*) = for manual ordering only; (*e*) = for electronic ordering only

DSCR LACT = Z		
Required	Conditional	Optional
PON (<i>m</i>)	VER (<i>m</i>)	
AN or ATN (<i>m</i>)		
SC1 (<i>m</i>)		
DLNUM		
PG_OF_ (<i>m</i>)		

" " = mandatory entry; * = when this optional field is populated, it forces at least one of the conditional fields to become REQUIRED; (*m*) = for manual ordering only; (*e*) = for electronic ordering only

8.5 DACT Tables for REQ TYP J

The following charts show the Required, Conditional and Optional (R/C/O) fields for the DL form/screen for the valid Delivery Activities (DACTs). Please refer to the **Completing the DL Form/Screen** Section for a listing of the valid DACTs for each account level activity. All unmentioned fields are either invalid, not applicable or prohibited. Populating any other fields may result in a fatal reject or a clarification of the service request.

Please note the following codes:

- Mandatory entries are indicated by quotation marks ("xxx").
- Optional fields marked with an asterisk (*) force at least one of the conditional fields to become required when populated.
- Fields used only for manual orders are followed by (m).
- Fields used only for electronic orders are followed by (e).

See the **Data Element Dictionary** Section for additional information on each of the fields listed below.

8.5.1 DACT = N

<i>DL ACT = N / DACT = N</i>		
Required	Conditional	Optional
LACT	DDANO	DDAPR
NAME		DDASF
DDASN		DDATH
DDALOC		DDASS
DDAST		DDALO
DDAZC		DDADLO
DDASD		

" " = mandatory entry; * = when this optional field is populated, it forces at least one of the conditional fields to become REQUIRED; (m) = for manual ordering only; (e) = for electronic ordering only

<i>DL ACT = R / DACT = N</i>		
Required	Conditional	Optional
NAME	DDANO	DDAPR
DDASN		DDASF
DDALOC		DDATH

- continued -

<i>DL ACT = R / DACT = N</i>		
Required	Conditional	Optional
DDAST		DDALO
DDAZC		DDADLO
DDASD		

" " = mandatory entry; * = when this optional field is populated, it forces at least one of the conditional fields to become REQUIRED; (m) = for manual ordering only; (e) = for electronic ordering only

8.5.2 DACT = D

<i>DL ACT = R / DACT = D</i>		
Required	Conditional	Optional
N/A	N/A	N/A

" " = mandatory entry; * = when this optional field is populated, it forces at least one of the conditional fields to become REQUIRED; (m) = for manual ordering only; (e) = for electronic ordering only

8.5.3 DACT = I

<i>DL ACT = R / DACT = I</i>		
Required	Conditional	Optional
NAME	DDANO	DDAPR
DDASN		DDASF
DDALOC		DDATH
DDAST		DDALO
DDAZC		DDADLO
DDASD		

" " = mandatory entry; * = when this optional field is populated, it forces at least one of the conditional fields to become REQUIRED; (m) = for manual ordering only; (e) = for electronic ordering only

8.5.4 DACT = O

<i>DL ACT = R / DACT = O</i>		
Required	Conditional	Optional
NAME	DDANO	DDAPR
DDASN		DDASF
DDALOC		DDATH
DDAST		DDALO
DDAZC		DDADLO
DDASD		

" " = mandatory entry; * = when this optional field is populated, it forces at least one of the conditional fields to become REQUIRED; (m) = for manual ordering only; (e) = for electronic ordering only

9. Introduction

9.1 Version Control/History

This section of the document reflects modifications or enhancements made to this document. As changes are made, this section of the document will be updated accordingly.

Any questions regarding this document should be forwarded to the BellSouth Account Team.

This quick glance describes revisions for BellSouth Business Rules for Local Ordering:

BELLSOUTH BUSINESS RULES FOR LOCAL ORDERING Issue 9G			
Posting Date 08/25/00			
SECTION	SUB-SECTION	FIELD	DESCRIPTION
REQTYP M	Unbundled Network Elements Switched Combinations	—	Renamed the REQTYP M products as Unbundled Network Elements Switched Combinations. Also, removed Port/Loop Combinations (Pre 319 product) from the listing of REQTYP M products in section 9.1
REQTYP M	UNE P Bus/Res	—	Replaced the former "Port/Loop Combination" (Section 9.2) with the "UNE P Bus/Res" title (formerly Section 9.4). Corrected charts to accurately reflect the ordering rules for the 319 products

10. REQTYP M - Unbundled Network Element Switched Combinations

10.1 Description

Unbundled Network Element Switched Combinations are network combinations consisting of a port connected to a loop and /or an inter-office transport.

This Chapter includes the following products:

- Line Switched Combos Rebundled RES/BUS 2-Wire (**Introduced under 319 Remand**)
- 4-Wire ISDN-PRI (**Introduced under 319 Remand**)2-Wire ISDN-BRI (**Introduced under 319 Remand**)

10.2 Switched Combo BUS/RES [UNE P BUS/RES]

This service offering is defined as a UNE 2-wire Port that is provisioned in the BellSouth switch and a UNE voice grade loop which are rebundled to create the equivalent of BellSouth Retail or Resale service. This combination will always be measured and include switching functionality, shared interoffice transport, tandem switching, and a cross connect element. When combined, these elements will provide an end-to-end service. The Port functionality includes access to all vertical features as well as other functions and capabilities available in the central office switch.

10.2.1 Ordering Forms/Screens

The following chart illustrates the Required, Conditional and Optional forms/screens for ordering this service. Detailed information will follow to assist you in filling out each of these forms/screens.

REQTYP / SERVICE TYPE	Forms										
	LSR	Hunt- ing	EU	DL	DSCR	RS	DRS	PS	NP	LS	LSNP
M - UNE P BUS/RES	R	O*	R	O	O			C**			

R = Required C = Conditional O = optional

* = *Hunting is optional only when ACT is N, C, T, V, P or Q. Otherwise, Hunting is prohibited.*

** = *The PS form/screen is required only when ACT = N, C, V, T, S, P, or Q. Otherwise, the PS form/screen is not required.*

10.2.1.1 Completing the LSR and EU Forms/Screens

The Required, Conditional, and Optional (R/C/O) fields on the LSR and EU forms/screens will be given for every valid REQTYP / ACT combination in the **REQTYP / ACT Combination for Unbundled Network Element Switched Combinations** Section.

The following chart shows all of the valid account level activities for this requisition type. Please refer to the **REQTYP Overview** Section for descriptions of the account level activities.

REQTYP	P												
	N	C	D	T	R	V	S	B	W	L	Y	P	Q
M - UNE P BUS/RES	X	X	X	X		X	X	X	X*	X	X	X	X

Note: " X " denotes valid account level activities. A blank entry indicates a non-valid account level activity.

* = Act of " W " allowed for this REQTYP only when there is a change in LSP and when CLEC is migrating from pre-319 Product to a 319 Product.

Account level activities (ACT) apply to the entire account. The ACTs are defined below:

N = New installation and/or account

C = Change an existing account (e.g., Re-arrangement, Partial disconnect or addition)

D = Disconnection

T = Outside move of end user location

R = Record activity is for ordering administrative changes

V = Full Conversion of service **as specified** to new Local Service Provider (LSP)

S = Seasonal Suspend partial account or Restore partial account

B = Restore **full** account or restore denied account

W = Full Conversion of service **as is**

L = Seasonal Suspend **full** account

Y = Deny (non-payment)

P = Conversion of service **as specified**: Partial Migration - Initial

Q = Conversion of service **as specified**: Partial Migration - Subsequent

10.2.1.2 Completing the PS Form/Screen

The Port Service (PS) form/screen may be required or invalid depending on the account level activity. Each account level activity has valid line level activities (LNAs). These LNAs determine how, or if, the PS form/screen should be populated. The following chart gives the valid LNAs for each account level activity (ACT) and the associated PS form/screen usage.

Line level activities (LNA) apply to the specified line only. The LNAs are defined below:

N = New Installation (e.g., new line or additional line)

C = Change or Modification to an Existing Line

D = Disconnection

G = Conversion or Migration to new LSP **as specified** (listing ALL FEATURES requested for conversion service).

X = Telephone Number Change

V = Conversion or Migration to new LSP **as specified** (*only* listing changes from existing service).

W = Conversion or Migration **as is**

P = PIC Change

L = Seasonal Suspend

B = Restore

The following chart gives the valid LNAs for each account level activity (ACT) and the associated PS form/screen usage.

If ACT is:	Then LNA is:	And PS form/screen is:
N	N	Required
C	N, C, D, P, or X	Required
D	Prohibited	Not Required
V	N, G, V, W, P, or X	Required
T	C	Required
S	L or B	Required
B	Prohibited	Not Required
W	Prohibited	Not Required
L	Prohibited	Not Required
Y	Prohibited	Not Required
P	N, D, G, V, P, or X	Required
Q	N, D, G, V, P, or X	Required

The R/C/O fields for the Port Service (PS) form/screen are listed according to Line Level Activity in the LNA Tables for Port Service Section.

10.2.1.3 Completing the DL and DSCR Forms/Screens

If directory listings are required, please refer to REQTYP J for more information on completing the DL and DSCR forms/screens.

10.2.1.4 Completing the Hunting Section on the LSR Form/Screen

Hunting is an optional feature only when the ACT is N, C, T, V, P or Q. For more information on Hunting, please refer to the HA tables.

Note: UNE Switched Combinations

When ACT is V, if Hunting exists on the account being converted, the HA field should be left blank.

10.2.2 REQTYP / ACT Combinations

The following charts show the Required, Conditional and Optional (R/C/O) fields on the LSR and EU forms/screens for the valid REQTYP / ACT combinations. All unmentioned fields are either invalid, not applicable or prohibited. Populating any other fields may result in a fatal reject or a clarification of the service request. Populating any other fields may result in a fatal reject or a clarification of the service request.

Please note the following codes:

- Mandatory entries are indicated by quotation marks ("xxx").
- Optional fields marked with an asterisk (*) force at least one of the conditional fields to become required when populated.
- Fields used only for manual orders are followed by (m).
- Fields used only for electronic orders are followed by (e).

See the **Data Element Dictionary** Section for additional information on each of the fields listed below.

10.2.2.1 REQTYP M / ACT N

LSR — REQTYP M/ ACT N (UNE P BUS/RES)		
Required	Conditional	Optional
CCNA (e)	VER	APPTIME- DDD
PON	LOCQTY	PROJECT
AN or ATN	SUP	RPON
PG_OF (m)	CUST (e)	EXP
SC = " LCSC "	ALTIMPCON-TEL NO.	HUNTING (See Hunting Section)
D/TSENT		REMARKS

- continued -

- continued -

LSR — <i>REQTYP M / ACT N</i> (UNE P BUS/RES)		
Required	Conditional	Optional
DDD		
REQTYP = " MB "		
ACT = " N "		
CC		
CIC (<i>e</i>)		
TOS		
BAN1		
INIT		
INIT-TEL NO.		
INIT-FAX NO.		
IMPCON		
IMPCON-TEL NO.		

" " = mandatory entry; * = when this optional field is populated, it forces at least one of the conditional fields to become REQUIRED; (*m*) = for manual ordering only; (*e*) = for electronic ordering only

EU — <i>REQTYP M / ACT N</i> (UNE P BUS/RES)		
Required	Conditional	Optional
PON (<i>m</i>)	VER (<i>m</i>)	LOCNUM (Header) (<i>e</i>)
AN or ATN	IWCON	EU-FLOOR
PG_OF_ (<i>m</i>)	IWCON-TEL NO.	EU-ROOM
EU-NAME	LOCACT (<i>e</i>)	EU-BLDG
SASN	SASS	LCON-NAME
EU-CITY	SASF	LCON-TEL NO.
EU- STATE	SASD	ACC (<i>m</i>)
EU- ZIP CODE	SASS	WSOP

- continued -

- continued -

EU — REQTYM / ACT N (UNE P BUS/RES)		
Required	Conditional	Optional
SANO or SADLO	SATH	IWO* (m)
LOCNUM (DETAIL) (e)		LOCNUM (m)

" " = mandatory entry; * = when this optional field is populated, it forces at least one of the conditional fields to become REQUIRED; (m) = for manual ordering only; (e) = for electronic ordering only

10.2.2.2 REQTYM / ACT C

LSR — REQTYM / ACT C (UNE P BUS/RES)		
Required	Conditional	Optional
CCNA	VER	PROJECT
PON	LOCQTY	RPON
AN or ATN	SUP	IMPCON-PAGER
PG_OF (m)	CUST (e)	REMARKS
SC = " LCSC "	EXP	HUNTING (See Hunting Section)
D/TSENT		APPTIME-DDD
DDD		EXP
REQTYM = " MB "		
ACT = " C "		
CC		
TOS		
CIC (e)		
BAN1		
INIT		
INIT-TEL NO.		
INIT-FAX NO.		

- continued -

- continued -

LSR — REQTYP M / ACT C (UNE P BUS/RES)		
Required	Conditional	Optional
IMPCON		
IMPCON-TEL NO.		

" " = mandatory entry; * = when this optional field is populated, it forces at least one of the conditional fields to become REQUIRED; (m) = for manual ordering only; (e) = for electronic ordering only

EU — REQTYP M / ACT C (UNE P BUS/RES)		
Required	Conditional	Optional
PON (m)	VER (m)	LOCNUM (Header) (e)
AN or ATN	DQTY	LCON-NAME
PG_OF_ (m)	DNUM	LCON-TEL NO.
EU-NAME	LOCACT (e)	DISC NBR*
LOCNUM (Detail) (e)	IWCON-TEL NO.	WSOP
EU-CITY (e)	IWCON	IWO*
EU-STATE (e)	SASD	ACC
EU-ZIP CODE (e)	SATH	
SASN (e)	SASF	
	SADLO	
	SANLO	

" " = mandatory entry; * = when this optional field is populated, it forces at least one of the conditional fields to become REQUIRED; (m) = for manual ordering only; (e) = for electronic ordering only

10.2.2.3 REQTYP M / ACT D

LSR — REQTYP M / ACT D (UNE P BUS/RES)		
Required	Conditional	Optional
CCNA	VER	RPON
PON	LOCQTY	INIT
AN or ATN	SUP	REMARKS

- continued -

LSR — REQTYP M / ACT D (UNE P BUS/RES)		
Required	Conditional	Optional
PG_OF_ (m)	CUST (e)	
SC = " LCSC "		
D/TSENT		
DDD		
REQTYP = " MB "		
ACT = " D "		
CC		
TOS		
LSO		
BAN1		
INIT		
INIT-TEL NO.		
INIT-FAX NO.		

" " = mandatory entry; * = when this optional field is populated, it forces at least one of the conditional fields to become REQUIRED; (m) = for manual ordering only; (e) = for electronic ordering only

EU — REQTYP M / ACT D (UNE P BUS/RES)		
Required	Conditional	Optional
PON (m)	VER (m)	DISC NBR
AN or ATN	DQTY	FBI*
PG_OF_ (m)	FB-STREET	FB-BILLNM
EU-NAME	FB-CITY	FB-FLOOR
	FB-STATE	FB-ROOM
	FB-ZIP CODE	TC OPT*
	FB-BILLCON	
	FB-BILLCON TEL NO.	

- continued -

- continued -

EU — <i>REQTYP M / ACT D</i> (UNE P BUS/RES)		
Required	Conditional	Optional
	DNUM	
	FB-BILLNM	
	TC TO PRI	
	TC TO SEC	
	TCID	
	TC NAME	
	TC PER	

" " = mandatory entry; * = when this optional field is populated, it forces at least one of the conditional fields to become REQUIRED; (m) = for manual ordering only; (e) = for electronic ordering only

10.2.2.4 REQTYP M / ACT V

LSR — <i>REQTYP M/ ACT V</i> (UNE P BUS/RES)		
Required	Conditional	Optional
CCNA (e)	VER	APPTIME-DDD
PON	SUP	PROJECT
AN or ATN	CUST(e)	RPON
SC = " LCSC "		VTA (m)
PG_of_ (m)		IMPCON-PAGER
D/TSENT		ALTIMPCON
DDD		ALTIMPCON-TEL NO.
REQTYP = " MB "		ALTIMPCON- PAGER
ACT = " V "		REMARKS
CC		HUNTING (See Hunting Section)
CIC (e)		SPEC

- continued -

- continued -

LSR — REQ TYP M/ ACT V (UNE P BUS/RES)		
Required	Conditional	Optional
TOS		EXP
BAN1		
IMPCON		
IMPCON-TEL NO.		
INIT		
INIT-TEL NO.		
INIT-FAX NO.		
LSO		

" " = mandatory entry; * = when this optional field is populated, it forces at least one of the conditional fields to become REQUIRED; (m) = for manual ordering only; (e) = for electronic ordering only

EU — REQ TYP M / ACT V (UNE P BUS/RES)		
Required	Conditional	Optional
PON (m)	VER (m)	LOCNUM (Header) (e)
AN or ATN	DQTY	LOCNUM (m)
PG_OF_ (m)	EAN or EATN	EU-ROOM
EU-NAME	FB-STREET	EU-BLDG
SASN	FB-CITY	LCON NAME
SANO or SADLO	DDD (m)	LCON TEL NO
EU-CITY	FB-STATE	FBI*
EU-STATE	FB-ZIP CODE	FB-BILLNM
EU - ZIP CODE	FB-BILLCON	FB-FLOOR
ERL	FB-BILLCON-TEL NO.	FB-ROOM
LOCNUM (Detail) (e)	FB-NAME	ACC
	TC TO PRI	DISC NBR*

- continued -

- continued -

EU — <i>REQTYP M / ACT V</i> (UNE P BUS/RES)		
Required	Conditional	Optional
	TC TO SEC	TC OPT*
	TCID	EUMI (<i>m</i>)
	TC NAME	WSOP
	TC PER	IWO*
	LOCACT (<i>e</i>)	
	IWCON	
	IWCON-TEL NO.	
	TC FR (<i>e</i>)	
	DNUM	
	SASS	
	SASF	
	SASD	
	SATH	

" " = mandatory entry; * = when this optional field is populated, it forces at least one of the conditional fields to become REQUIRED; (*m*) = for manual ordering only; (*e*) = for electronic ordering only

10.2.2.5 REQTYP M / ACT T

LSR — <i>REQTYP M/ ACT T</i> (UNE P BUS/RES)		
Required	Conditional	Optional
CCNA (<i>e</i>)	VER	APPTIME-DDD
PON	LOCQTY	PROJECT
AN or ATN	SUP	RPON
PG_OF_ (<i>m</i>)	CUST (<i>e</i>)	REMARKS
SC = " LCSC "		HUNTING (See Hunting Section)
D/TSENT		

- continued -

- continued -

LSR — REQ TYP M/ ACT T (UNE P BUS/RES)		
Required	Conditional	Optional
DDD		
DDDO		
REQTYP = " MB "		
ACT = " T "		
CC		
CIC (e)		
TOS		
BAN1		
IMPCON		
IMPCON-TEL NO.		
INIT		
INIT-TEL NO.		
INIT-FAX NO.		

" " = mandatory entry; * = when this optional field is populated, it forces at least one of the conditional fields to become REQUIRED; (m) = for manual ordering only; (e) = for electronic ordering only

EU — REQ TYP M / ACT T (UNE P BUS/RES)		
Required	Conditional	Optional
PON (m)	VER (m)	LOCNUM (Header) (e)
AN or ATN	LOCACT (e)	EU-FLOOR
PG_OF_ (m)	IWCON	EU-ROOM
EU-NAME	IWCON-TEL NO.	EU-BLDG
SASN	SASS	LCON-NAME
EU-CITY	SASF	LCON-TEL NO.
EU-STATE	SASD	ACC
EU-ZIP CODE	SATH	EUMI (m)

- continued -

- continued -

EU — <i>REQTYP M / ACT T</i> (UNE P BUS/RES)		
Required	Conditional	Optional
SANO or SADLO		IWO*
LOCNUM (Detail) (<i>e</i>)		WSOP
		TC OPT*
		LOCNUM (<i>m</i>)

" " = mandatory entry; * = when this optional field is populated, it forces at least one of the conditional fields to become REQUIRED; (*m*) = for manual ordering only; (*e*) = for electronic ordering only

10.2.2.6 REQTYP M / ACT S

LSR — <i>REQTYP M / ACT S</i> (UNE P BUS/RES)		
Required	Conditional	Optional
CCNA (<i>e</i>)	VER	RPON
PON	SUP	REMARKS
AN or ATN	CUST (<i>e</i>)	
PG_OF_ (<i>m</i>)	LOCQTY	
SC = " LCSC "		
D/TSENT		
DDD		
REQTYP = " MB "		
ACT = " S "		
CC		
TOS		
BAN1		
INIT		
INIT-TEL NO.		
INIT-FAX NO.		

" " = mandatory entry; * = when this optional field is populated, it forces at least one of the conditional fields to become REQUIRED; (*m*) = for manual ordering only; (*e*) = for electronic ordering only

EU — REQ TYP M / ACT S (UNE P BUS/RES)		
Required	Conditional	Optional
PON (<i>m</i>)	VER (<i>m</i>)	EU-FLOOR (<i>e</i>)
AN or ATN	LOCACT (<i>e</i>)	EU-ROOM (<i>e</i>)
PG_OF_ (<i>m</i>)	SASS	EU-BLDG (<i>e</i>)
EU-NAME	SASF	TC OPT*
EU-CITY	SASD	LOCNUM (Header) (<i>e</i>)
EU-STATE	SASN	LOCNUM (<i>m</i>)
EU-ZIP CODE	SATH	
LOCNUM (Detail) (<i>e</i>)	SANO or SADLO	

" " = mandatory entry; * = when this optional field is populated, it forces at least one of the conditional fields to become REQUIRED; (*m*) = for manual ordering only; (*e*) = for electronic ordering only

10.2.2.7 REQ TYP M / ACT B

LSR — REQ TYP M/ ACT B (UNE P BUS/RES)		
Required	Conditional	Optional
CCNA (<i>e</i>)	VER	RPON
PON	SUP	REMARKS
AN or ATN	CUST (<i>e</i>)	
PG_OF_ (<i>m</i>)	LOCQTY	
SC = " LCSC "		
D/TSENT		
DDD		
REQ TYP = " MB "		
ACT = " B "		
CC		
INIT		

- continued -

- continued -

LSR — REQ TYP M/ ACT B (UNE P BUS/RES)		
Required	Conditional	Optional
INIT-TEL NO.		
INIT-FAX NO.		
BAN1		
TOS		

" " = mandatory entry; * = when this optional field is populated, it forces at least one of the conditional fields to become REQUIRED; (m) = for manual ordering only; (e) = for electronic ordering only

EU — REQ TYP M / ACT B (UNE P BUS/RES)		
Required	Conditional	Optional
PON (m)	VER (m)	LOCNUM (Header) (e)
AN or ATN		
PG_OF_ (m)		
EU-NAME		

" " = mandatory entry; * = when this optional field is populated, it forces at least one of the conditional fields to become REQUIRED; (m) = for manual ordering only; (e) = for electronic ordering only

10.2.2.8 REQ TYP M / ACT W

LSR — REQ TYP M/ ACT W (UNE P BUS/RES)		
Required	Conditional	Optional
CCNA (e)	VER	RPON
PON	SUP	REMARKS
ATN	CUST (e)	
SC = " LCSC "		
PG_of_ (m)		
D/TSENT		
DDD		

- continued -

- continued -

LSR — REQ TYP M / ACT W (UNE P BUS/RES)		
Required	Conditional	Optional
REQ TYP = " MB "		
ACT = " W "		
CC		
TOS		
BAN1		
INIT		
INIT-TEL NO.		
INIT-FAX NO.		

" " = mandatory entry; * = when this optional field is populated, it forces at least one of the conditional fields to become REQUIRED; (m) = for manual ordering only; (e) = for electronic ordering only

EU — REQ TYP M / ACT W (UNE P BUS/RES)		
Required	Conditional	Optional
PON (m)	VER (m)	LOCNUM (Header)* (e)
AN or ATN	LOCACT (e)	EU-FLOOR
PG_OF_ (m)	SASF	EU-ROOM
SASN	SASD	EU-BLDG
SANO or SADLO	SATH	FBI*
EU-CITY	SASS	FB-SBILLNM
EU-STATE		FB-FLOOR
EU-ZIP CODE		FB-ROOM
DQTY		LICNUM (m)
EU-NAME		

" " = mandatory entry; * = when this optional field is populated, it forces at least one of the conditional fields to become REQUIRED; (m) = for manual ordering only; (e) = for electronic ordering only

10.2.2.9 REQTYP M / ACT L

LSR — REQTYP M / ACT L (UNE P BUS/RES)		
Required	Conditional	Optional
CCNA (e)	VER	RPON
PON	SUP	REMARKS
AN or ATN	CUST (e)	
PG_OF_ (m)		
SC = " LCSC "		
D/TSENT		
DDD		
REQTYP = " MB "		
ACT = " L "		
CC		
TOS		
BAN1		
INIT		
INIT-TEL NO.		
INIT-FAX NO.		

" " = mandatory entry; * = when this optional field is populated, it forces at least one of the conditional fields to become REQUIRED; (m) = for manual ordering only; (e) = for electronic ordering only

EU — REQTYP M / ACT L (UNE P BUS/RES)		
Required	Conditional	Optional
PON (m)	VER (m)	TC OPT*
AN or ATN	TC TO PRI	
PG_OF_ (m)		
EU-NAME		

" " = mandatory entry; * = when this optional field is populated, it forces at least one of the conditional fields to become REQUIRED; (m) = for manual ordering only; (e) = for electronic ordering only

10.2.2.10 REQTYP M / ACT Y

LSR — REQTYP M / ACT Y (UNE P BUS/RES)		
Required	Conditional	Optional
CCNA (e)	VER	REMARKS
PON	SUP	
AN or ATN	CUST (e)	
PG_OF_ (m)		
SC = " LCSC "		
D/TSENT		
DDD		
REQTYP = " MB "		
ACT = " Y "		
CC		
TOS		
BAN1		
INIT		
INIT-TEL NO.		
INIT-FAX NO.		

" " = mandatory entry; * = when this optional field is populated, it forces at least one of the conditional fields to become REQUIRED; (m) = for manual ordering only; (e) = for electronic ordering only

EU — REQTYP M / ACT Y (UNE P BUS/RES)		
Required	Conditional	Optional
PON (m)	VER (m)	LOCNUM (Header) (e)
AN or ATN		
PG_OF_ (m)		
EU-NAME		

" " = mandatory entry; * = when this optional field is populated, it forces at least one of the conditional fields to become REQUIRED; (m) = for manual ordering only; (e) = for electronic ordering only

10.2.2.11 REQTYP M / ACT P

LSR — REQTYP M / ACT P (UNE P BUS/RES)		
Required	Conditional	Optional
CCNA (e)	VER	APPTIME DDD
PON	SUP	PROJECT
AN or ATN	CUST (e)	RPON
PG_OF_ (m)	LOCQTY	EXP
SC = " LCSC "		REMARKS
D/TSENT		HUNTING (See Hunting Section)
DDD		
REQTYP = " MB "		
ACT = " P "		
CC		
CIC (e)		
TOS		
BANI		
INIT		
INIT-TEL NO.		
INIT-FAX NO.		
IMPCON		
IMPCON-TEL NO.		

" " = mandatory entry; * = when this optional field is populated, it forces at least one of the conditional fields to become REQUIRED; (m) = for manual ordering only; (e) = for electronic ordering only

EU — REQTYP M / ACT P (UNE P BUS/RES)		
Required	Conditional	Optional
PON (m)	VER (m)	LOCNUM (Header) (e)
AN or ATN	DQTY	EU-FLOOR
PG_OF_ (m)	DNUM	EU-ROOM

- continued -

EU — REQ TYP M / ACT P (UNE P BUS/RES)		
Required	Conditional	Optional
EU-NAME	SASD	EU-BLDG
SASN	SATH	LCON-NAME
EU-CITY	SASS	LCON-TEL NO.
EU-STATE	LOCACT (e)	IWO*
EU-ZIP CODE	IWCON	ACC
SANO or SADLO	IWCON-TEL NO.	TC OPT*
LOCNUM (Header) (e)	EAN or EATN	LOCNUM (m)
	TC TO PRI	SASF
	TC TO SEC	SASD
	TCID	SATH
	TC NAME	SASS
	TC PER	WSOP

" " = mandatory entry; * = when this optional field is populated, it forces at least one of the conditional fields to become REQUIRED; (m) = for manual ordering only; (e) = for electronic ordering only

10.2.2.12 REQ TYP M / ACT Q

LSR — REQ TYP M / ACT Q (UNE P BUS/RES)		
Required	Conditional	Optional
CCNA (e)	VER	APPTIME DDD
PON	SUP	PROJECT
AN or ATN	CUST (e)	RPON
PG_OF_ (m)	LOCQTY	EXP
SC = " LCSC "		REMARKS
D/TSENT		HUNTING (See Hunting Section)
DDD		

- continued -

- continued -

LSR — REQ TYP M / ACT Q (UNE P BUS/RES)		
Required	Conditional	Optional
REQTYP = " MB "		
ACT = " Q "		
CC		
CIC (<i>e</i>)		
TOS		
BAN1		
INIT		
INIT-TEL NO.		
INIT-FAX NO.		
IMPCON		
IMPCON-TEL NO.		

" " = mandatory entry; * = when this optional field is populated, it forces at least one of the conditional fields to become REQUIRED; (*m*) = for manual ordering only; (*e*) = for electronic ordering only

EU — REQ TYP M / ACT Q (UNE P BUS/RES)		
Required	Conditional	Optional
PON (<i>m</i>)	VER (<i>m</i>)	LOCNUM (Header) (<i>e</i>)
AN or ATN	DQTY	EU-FLOOR
PG_OF_ (<i>m</i>)	DNUM (<i>m</i>)	EU-ROOM
EU-NAME	SASS	EU-BLDG
SASN	SASF	LCON-NAME
EU-CITY	SASD	LCON-TEL NO.
EU-STATE	SATH	IWO*
EU-ZIP CODE	IWCON	ACC
SANO or SADLO	IWCON-TEL NO.	TC OPT*

- continued -

- continued -

EU — REQTYP M / ACT Q (UNE P BUS/RES)		
Required	Conditional	Optional
LOCNUM (Header) (<i>e</i>)	EAN or EATN	LOCNUM (<i>m</i>)
	LOCACT (<i>e</i>)	
	DISC NBR (<i>m</i>)	
	TC TO SEC	
	TCID	
	TC NAME	
	TC PER	
	TC TO PRI	

" " = mandatory entry; * = when this optional field is populated, it forces at least one of the conditional fields to become REQUIRED; (*m*) = for manual ordering only; (*e*) = for electronic ordering only

10.2.3 LNA Tables for REQTYP M

The following charts show the Required, Conditional and Optional (R/C/O) fields for the Port Service form/screen for the valid Line Level Activities. Please refer to the **Completing the Port Service Form/Screen** Section for a listing of the valid LNAs for each account level activity. All unmentioned fields are either invalid, not applicable or prohibited. Populating any other fields may result in a fatal reject or a clarification of the service request.

Please note the following codes:

- Mandatory entries are indicated by quotation marks ("xxx").
- Optional fields marked with an asterisk (*) force at least one of the conditional fields to become required when populated.
- Fields used only for manual orders are followed by (m).
- Fields used only for electronic orders are followed by (e).

See the **Data Element Dictionary** Section for additional information on each of the fields listed below.

10.2.3.1 LNA = N

PS LNA = N (UNE P BUS/RES)		
Required	Conditional	Optional
PON (<i>m</i>)	VER (<i>m</i>)	LOCNUM (Detail) (<i>e</i>)
AN or ATN	BLOCK	NIDR*
PQTY	FEATURE	BA*
PG_OF_ (<i>m</i>)	TC FR (<i>e</i>)	FA*
LNUM	TERS	FEATURE DETAIL
LNA = " N "	TLI	LNECLS SVC (<i>e</i>)
TNS	IWJK	TC OPT*
PIC	IWJQ	FPI*
LPIC	JK CODE	JR*
	JK NUM	
	JK POS	

" " = mandatory entry; * = when this optional field is populated, it forces at least one of the conditional fields to become REQUIRED; (*m*) = for manual ordering only; (*e*) = for electronic ordering only

10.2.3.2 LNA = C

PS LNA = C (UNE P BUS/RES)		
Required	Conditional	Optional
PON (<i>m</i>)	VER (<i>m</i>)	LOCNUM (Detail) (<i>e</i>)
AN or ATN	TC FR (<i>e</i>)	PIC
PQTY	BLOCK	LPIC
PG_OF_ (<i>m</i>)	FEATURE	TSP
LNUM	TERS	TC OPT*
LNA = " C "	TLI	BA*
TNS	IWJK	FA*
	IWJQ	FEATURE DETAIL

- continued -

- continued -

PS LNA = C (UNE P BUS/RES)		
Required	Conditional	Optional
	JK CODE	LNECLS SVC (e)
	JK NUM	FPI
	JK POS	JR*
		NIDR*

" " = mandatory entry; * = when this optional field is populated, it forces at least one of the conditional fields to become REQUIRED; (m) = for manual ordering only; (e) = for electronic ordering only

10.2.3.3 LNA = D

PS LNA = D (UNE P BUS/RES)		
Required	Conditional	Optional
PON (m)	VER (m)	LOCNUM (Detail) (e)
AN or ATN	TC TO PRI	TC OPT*
PQTY	TC TO SEC	LNECLS SVC (e)
PG_OF_ (m)	TCID	
LNUM	TC NAME	
TNS	TC PER	
LNA = " D "	TERS	
	TLI	

" " = mandatory entry; * = when this optional field is populated, it forces at least one of the conditional fields to become REQUIRED; (m) = for manual ordering only; (e) = for electronic ordering only

10.2.3.4 LNA = G

PS LNA =G (UNE P BUS/RES)		
Required	Conditional	Optional
PON (m)	VER (m)	BA
AN or ATN	BLOCK	ECCKT
PQTY	TC TO PRI	JR*
PG_OF_ (m)	TC TO SEC	NIDR

- continued -

PS LNA =G (UNE P BUS/RES)		
Required	Conditional	Optional
LNA = " G "	TCID	TC OPT*
PIC	TC NAME	LOCNUM (Detail) (e)
LPIC	TC PER	OTN
LNUM	LEAN or LEATN	TSP
	JK CODE	LNECLS SVC
	JK NUM	FPI
	JK POS	FEATURE DETAIL
	IWJK	
	IWJQ	
	FA	
	FEATURE	
	TERS	
	TLI	

" " = mandatory entry; * = when this optional field is populated, it forces at least one of the conditional fields to become REQUIRED; (m) = for manual ordering only; (e) = for electronic ordering only

10.2.3.5 LNA = X

PS LNA = X (UNE P BUS/RES)		
Required	Conditional	Optional
PON (m)	VER (m)	TC OPT*
AN or ATN	TC TO PRI	LPIC
PQTY	TC TO SEC	LNECLS SVC (e)
PG_OF_ (m)	TCID	LOCNUM (Detail) (e)
LNUM	TC NAME	FPI
LNA = " X "	TC PER	BA*
TNS	FEATURE	FA*

- continued -

- continued -

OTN	FEATURE DETAIL	
PIC		
LPIC		

" " = mandatory entry; * = when this optional field is populated, it forces at least one of the conditional fields to become REQUIRED; (m) = for manual ordering only; (e) = for electronic ordering only

10.2.3.6 LNA = V

PS LNA = V (UNE P BUS/RES)		
Required	Conditional	Optional
PON (m)	VER (m)	LOCNUM
AN or ATN	LEAN or EATN (m)	TSP
PQTY	BLOCK	BA*
PG_OF_ (m)	FEATURE	FA*
LNUM	TC TO PRI	LNECLE SVC*
LNA = " V "	TC TO SEC	FEATURE DETAIL
TNS	TCID	FPI
PIC	TC NAME	JR*
LPIC	TC PER	NIDR*
	TC FR (e)	TC OPT*
	JK CODE	
	JK NUM	
	JK POS	
	IWJQ	
	IWJK	
	TERS	
	BLOCK	
	FEATURE	
	FEATURE DETAIL	

" " = mandatory entry; * = when this optional field is populated, it forces at least one of the conditional fields to become REQUIRED; (m) = for manual ordering only; (e) = for electronic ordering only

10.2.3.7 LNA = P

PS LNA = P (UNE P BUS/RES)		
Required	Conditional	Optional
PON (<i>m</i>)	VER (<i>m</i>)	LNECLS SVC (<i>e</i>)
AN or ATN	TERS	FPI
PQTY		LOCNUM (Detail) (<i>e</i>)
PG_OF_ (<i>m</i>)		
LNUM		
LNA = " P "		
TNS		
PIC		
LPIC		

" " = mandatory entry; * = when this optional field is populated, it forces at least one of the conditional fields to become REQUIRED; (*m*) = for manual ordering only; (*e*) = for electronic ordering only

10.2.3.8 LNA = L

PS LNA = L (UNE P BUS/RES)		
Required	Conditional	Optional
PON (<i>m</i>)	VER (<i>m</i>)	TC OPT*
AN or ATN	TC TO PRI	LNECLS SVC (<i>e</i>)
PQTY	TC TO SEC	LOCNUM (Detail) (<i>e</i>)
PG_OF_ (<i>m</i>)	TCID	
LNUM	TC NAME	
LNA = " L "	TC PER	
TNS		

" " = mandatory entry; * = when this optional field is populated, it forces at least one of the conditional fields to become REQUIRED; (*m*) = for manual ordering only; (*e*) = for electronic ordering only

10.2.3.9 LNA = B

PS LNA = B (UNE P BUS/RES)		
Required	Conditional	Optional
PON (<i>m</i>)	VER (<i>m</i>)	LNECLS SVC (<i>e</i>)
AN or ATN		LOCNUM (Detail) (<i>e</i>)
PQTY		
PG_OF_ (<i>m</i>)		
LNUM		
LNA = " B "		
TNS		

" " = mandatory entry; * = when this optional field is populated, it forces at least one of the conditional fields to become REQUIRED; (*m*) = for manual ordering only; (*e*) = for electronic ordering only

10.2.3.10 LNA = W

PS LNA = W (UNE P BUS/RES)		
Required	Conditional	Optional
PON (<i>m</i>)	VER (<i>m</i>)	LOCNUM (Detail) (<i>e</i>)
AN or ATN	TERS	
RSQTY	TLI	
PG_OF_ (<i>m</i>)	LEAN or LEATN	
LNA = W		
TNS		
LNUM		

" " = mandatory entry; * = when this optional field is populated, it forces at least one of the conditional fields to become REQUIRED; (*m*) = for manual ordering only; (*e*) = for electronic ordering only

10.2.4 LNA Tables for UNE P- PBX

The following charts show the Required, Conditional and Optional (R/C/O) fields for the Port Service form/screen for the valid Line Level Activities. Please refer to the **Completing the Port Service Forms/screens** Section for a listing of the valid LNAs for each account level activity. All unmentioned fields are either invalid, not applicable or prohibited. Populating any other fields may result in a fatal reject or a clarification of the service request.

Please note the following codes:

- Mandatory entries are indicated by quotation marks ("xxx").
- Optional fields marked with an asterisk (*) force at least one of the conditional fields to become required when populated.
- Fields used only for manual orders are followed by (m).
- Fields used only for electronic orders are followed by (e).

See the **Data Element Dictionary** Section for additional information on each of the fields listed below.

10.2.4.1 LNA = N

LNA = N — UNE P- PBX		
Required	Conditional	Optional
PON (m)	VER (m)	LOCNUM
ATN (m)	BLOCK	TSP
PQTY	FEATURE	BA*
PG_OF_ (m)	TC FR (e)	FA*
LNUM		FEATURE DETAIL
LNA = "N"		TC OPT*
TNS		
PIC		
LPIC		

" " = mandatory entry; * = when this optional field is populated, it forces at least one of the conditional fields to become REQUIRED; (m) = for manual ordering only; (e) = for electronic ordering only

10.2.4.2 LNA = C

LNA = C — UNE P - PBX		
Required	Conditional	Optional
PON (m)	VER (m)	LOCNUM
ATN (m)	TC TO PRI	PIC
PQTY	TC TO SEC	LPIC

- continued -

- continued -

LNA = C — UNE P - PBX		
Required	Conditional	Optional
PG_OF_ (m)	TCID	TSP
LNUM	TC NAME	TC OPT*
LNA = "C"	TC PER	BA*
TNS	TC FR (e)	FA*
	BLOCK	FEATURE DETAIL
	FEATURE	

" " = mandatory entry; * = when this optional field is populated, it forces at least one of the conditional fields to become REQUIRED; (m) = for manual ordering only; (e) = for electronic ordering only

10.2.4.3 LNA = D

LNA = D — UNE P - PBX		
Required	Conditional	Optional
PON (m)	VER (m)	LOCNUM
ATN (m)	TC TO PRI	TC OPT*
PQTY	TC TO SEC	
PG_OF_ (m)	TCID	
LNUM	TC NAME	
TNS	TC PER	
LNA = "D"		

" " = mandatory entry; * = when this optional field is populated, it forces at least one of the conditional fields to become REQUIRED; (m) = for manual ordering only; (e) = for electronic ordering only

10.2.4.4 LNA = X

LNA = X — UNE P - PBX		
Required	Conditional	Optional
PON (m)	VER (m)	PIC
ATN (m)	TC TO PRI	LPIC
PQTY	TC TO SEC	TC OPT*

- continued -

LNA = X — UNE P - PBX		
Required	Conditional	Optional
PG_OF_ (m)	TCID	
LNUM	TC NAME	
LNA = "X"	TC PER	
TNS		
OTN		

" " = mandatory entry; * = when this optional field is populated, it forces at least one of the conditional fields to become REQUIRED; (m) = for manual ordering only; (e) = for electronic ordering only

10.2.4.5 LNA = V

LNA = V — UNE P - PBX		
Required	Conditional	Optional
PON (m)	VER (m)	LOCNUM
ATN (m)	BLOCK	TSP
PQTY	FEATURE	BA*
PG_OF_ (m)	TC TO PRI	FA*
LNUM	TC TO SEC	FEATURE DETAIL
LNA = "V"	TCID	TC OPT*
TNS	TC NAME	
PIC	TC PER	
LPIC	TC FR (e)	

" " = mandatory entry; * = when this optional field is populated, it forces at least one of the conditional fields to become REQUIRED; (m) = for manual ordering only; (e) = for electronic ordering only

10.2.4.6 LNA = P

LNA = P — UNE P - PBX		
Required	Conditional	Optional
PON (m)	VER (m)	
ATN (m)		

- continued -

LNA = P — UNE P - PBX		
Required	Conditional	Optional
PQTY		
PG_OF_ (m)		
LNUM		
LNA = "P"		
TNS		
PIC		
LPIC		

" " = mandatory entry; * = when this optional field is populated, it forces at least one of the conditional fields to become REQUIRED; (m) = for manual ordering only; (e) = for electronic ordering only

10.2.4.7 LNA = S

LNA = S — UNE P - PBX		
Required	Conditional	Optional
PON (m)	VER (m)	TC OPT*
ATN (m)	TC TO PRI	
PQTY	TC TO SEC	
PG_OF_ (m)	TCID	
LNUM	TC NAME	
LNA = "S"	TC PER	
TNS		

" " = mandatory entry; * = when this optional field is populated, it forces at least one of the conditional fields to become REQUIRED; (m) = for manual ordering only; (e) = for electronic ordering only

10.2.4.8 LNA = W

LNA = W — UNE P - PBX		
Required	Conditional	Optional
PON (m)	VER (m)	
ATN (m)		

- continued -

LNA = W — UNE P - PBX		
Required	Conditional	Optional
PQTY		
PG_OF_ (m)		

" " = mandatory entry; * = when this optional field is populated, it forces at least one of the conditional fields to become REQUIRED; (m) = for manual ordering only; (e) = for electronic ordering only

10.3 REQTYP M (PBX UNE Combo)

10.3.1 Description

This service is defined as a combined unbundled 2–Wire line termination Loop and Port UNE Combination. The 2–Wire voice grade port and voice grade loop combination is an offering that combines a 2 Wire voice grade **measured** port switching functionality shared interoffice transport tandem switching across a connect and a voice grade loop to create an end user to end user transmission path that provides basic local exchange service. This service includes access to all of the features, functions and capabilities that the central office switch is capable of providing. This service emulates the BellSouth Retail PBX offering. This service is available for New, Subsequent Activity, Disconnect, Conversion/Switch-As-Is, and Conversion/Switch As Specified. This service will provide the equivalent of:

- 2–way PBX Business Combination Trunks
- 1–way PBX Business Out-Dial Trunks
- 1–way PBX Business Inward Trunks (Non-DID)
- Residence PBX Service — (2-way Trunk)

10.3.1.1 REQTYP M - PBX UNE Combo (2-wire Voice Grade Port and Voice Grade Loop Combination)

Based on the service, the following matrix indicates the proper department to receive the order request forms.

When ordering services through the LCSC, the CLEC should submit the LSR, EU, Port Service (PS) (or product specific form for complex services), and Directory Listing / Directory Service Caption Request forms/screens (if applicable).

When ordering services through the Account Team, the CLEC should submit the Local Service Request (LSR), the End User Information Form (EU), and the Directory Listing Form (if applicable), and any product specific forms developed by BellSouth. These forms are located in the Complex Products chapter.

The sections are ordered as follows:

- 2-wire Voice Grade Port, and
- Voice Grade Loop Combination

10.3.2 REQTYP M – PBX UNE Combo (2-wire Voice Grade Port and Voice Grade Loop Combination)

10.3.2.1 Ordering Forms/Screens

The following chart illustrates the required, conditional and optional forms for ordering this service. Detailed information will follow to assist you in filling out each of these forms/screens.

REQTYP / SERVICE TYPE	Forms										
	LSR	Hunt- ing	EU	DL	DSCR	RS	DRS	PS	NP	LS	LSNP
M PBX UNE Combo	R	O*	R	C**	C***			R			

R = Required C = Conditional O = optional

* = *Hunting is optional only when ACT is N, C, D, or V. Otherwise, Hunting is prohibited.*

** = *DL form/screen is required when the ACT is N.*

*** = DSCR is required to indicate:

- Captions
- Degree Of Indent
- Irregular Placement

10.3.2.2 Completing the LSR and EU Forms/Screens

The Required, Conditional, and Optional (R/C/O) fields on the LSR and EU forms/screens will be given for every valid REQTYP / ACT combination in the REQTYP / ACT Combination for Resale Non-Complex Services Section.

The following chart shows all of the valid account level activities for this requisition type.

REQTYP	ACTIVITY TYPE (ACCOUNT LEVEL)												
	N	C	D	T	R	V	S	B	W	L	Y	P	Q
M PBX UNE Combo	X	X	X			X							

Note: " X " denotes valid account level activities. A blank entry indicates a non-valid account level activity.

Account level activities (ACT) apply to the entire account. The ACTs are defined below:

Account level activities (ACT) apply to the entire account. The ACTs are defined below:

N = New installation and/or account

C = Change an existing account (e.g., Re-arrangement, Partial disconnect or addition)

D = Disconnection

T = Outside move of end user location

R = Record activity is for ordering administrative changes

V = Full Conversion of service **as specified** to new Local Service Provider (LSP)

S = Seasonal Suspend partial account or Restore partial account

B = Restore **full** account or restore denied account

W = Full Conversion of service **as is**

L = Seasonal Suspend **full** account

Y = Deny (non-payment)

P = Conversion of service **as specified**: Partial Migration - Initial

⇒ **Q** = Conversion of service **as specified**: Partial Migration - Subsequent

10.3.2.3 Completing the PS Form/Screen

The Port Service (PS) form/screen may or may not be required depending on the account level activity. Each account level activity has valid line level activities (LNAs). These LNAs determine how, or if, the PS form/screen should be populated.

Line level activities (LNA) apply to the specified line only. The LNAs are defined below:

Line level activities (LNA) apply to the specified line only. The LNAs are defined below:

N = New Installation (e.g., new line or additional line)

C = Change or Modification to an Existing Line

D = Disconnection

G = Conversion or Migration to new LSP **as specified** (listing ALL FEATURES requested for conversion service).

X = Telephone Number Change

V = Conversion or Migration to new LSP **as specified** (*only* listing changes from existing service).

W = Conversion or Migration **as is**

P = PIC Change

L = Seasonal Suspend

B = Restore

The following chart gives the valid LNAs for each account level activity (ACT) and the associated PS form/screen usage.

If ACT is:	Then LNA is:	And PS form/screen is:
N	N	Required
C	N, V	Required
D	D	Required
V	V	Required

The Required, Conditional, and Optional (R/C/O) fields for the Port Service (PS) form/screen are listed according to Line Level Activity in the LNA Tables for Port Service Section.

10.3.2.4 Completing the DL and DSCR Forms/Screens

If directory listings are required, please refer to REQTYP J for more information on completing the DL and DSCR forms/screens.

10.3.2.5 Completing the HUNTING Section on the LSR-HGI Form/Screen

Hunting is an optional feature only when the ACT is N, C, or V. For more information on Hunting, please refer to the Hunting Section following Port Service (PBX UNE Combo) Section.

10.4 REQTYP M – PBX UNE Combo (2-wire Voice Grade Port and Voice Grade Loop Combination)

10.4.1 Ordering Forms/Screens

The following chart illustrates the required, conditional and optional forms for ordering this service. Detailed information will follow to assist you in filling out each of these forms/screens.

REQTYP / SERVICE TYPE	Forms										
	LSR	Hunt- ing	EU	DL	DSCR	RS	DRS	PS	NP	LS	LSNP
M PBX UNE Combination	R	O*	R	C**	C***			R			

R = Required C = Conditional O = optional

* = Hunting is optional only when ACT is N, C, D, or V. Otherwise, Hunting is prohibited.

** = DL form/screen is required when the ACT is N.

*** = DSCR is required to indicate:

- Captions
- Degree Of Indent
- Irregular Placement

10.4.1.1 Completing the LSR and EU Forms/Screens

The Required, Conditional, and Optional (R/C/O) fields on the LSR and EU forms/screens will be given for every valid REQTYP / ACT combination in the REQTYP / ACT Combination for Resale Non-Complex Services Section.

The following chart shows all of the valid account level activities for this requisition type.

REQTYP	ACTIVITY TYPE (ACCOUNT LEVEL)												
	N	C	D	T	R	V	S	B	W	L	Y	P	Q
M PBX UNE Combination	X	X	X			X							

Note: " X " denotes valid account level activities. A blank entry indicates a non-valid account level activity.

Account level activities (ACT) apply to the entire account. The ACTs are defined below:

Account level activities (ACT) apply to the entire account. The ACTs are defined below:

N = New installation and/or account

C = Change an existing account (e.g., Re-arrangement, Partial disconnect or addition)

D = Disconnection

T = Outside move of end user location

R = Record activity is for ordering administrative changes

V = Full Conversion of service **as specified** to new Local Service Provider (LSP)

S = Seasonal Suspend partial account or Restore partial account

B = Restore **full** account or restore denied account

W = Full Conversion of service **as is**

L = Seasonal Suspend **full** account

Y = Deny (non-payment)

P = Conversion of service **as specified:** Partial Migration - Initial

⇒ **Q** = Conversion of service **as specified:** Partial Migration - Subsequent

10.4.1.2 Completing the PS Form/Screen

The Port Service (PS) form/screen may or may not be required depending on the account level activity. Each account level activity has valid line level activities (LNAs). These LNAs determine how, or if, the PS form/screen should be populated.

Line level activities (LNA) apply to the specified line only. The LNAs are defined below:

Line level activities (LNA) apply to the specified line only. The LNAs are defined below:

N = New Installation (e.g., new line or additional line)

C = Change or Modification to an Existing Line

D = Disconnection

G = Conversion or Migration to new LSP as **specified** (listing ALL FEATURES requested for conversion service).

X = Telephone Number Change

V = Conversion or Migration to new LSP as **specified** (*only* listing changes from existing service).

W = Conversion or Migration **as is**

P = PIC Change

L = Seasonal Suspend

B = Restore

The following chart gives the valid LNAs for each account level activity (ACT) and the associated PS form/screen usage.

If ACT is:	Then LNA is:	And PS form/screen is:
N	N	Required
C	N, V	Required
D	D	Required
V	V	Required

The Required, Conditional, and Optional (R/C/O) fields for the Port Service (PS) form/screen are listed according to Line Level Activity in the LNA Tables for Port Service Section.

10.4.1.3 Completing the DL and DSCR Forms/Screens

If directory listings are required, please refer to REQTYP J for more information on completing the DL and DSCR forms/screens.

10.4.1.4 Completing the HUNTING Section on the LSR-HGI Form/Screen

Hunting is an optional feature only when the ACT is N, C, or V. For more information on Hunting, please refer to the Hunting Section following Port Service (PBX UNE Combo) Section.

10.4.2 REQTYP / ACT Combinations

The following charts show the Required, Conditional and Optional (R/C/O) fields on the LSR and EU forms/screens for the valid REQTYP/ACT combinations. All unmentioned fields are either invalid, not

applicable or prohibited. Populating any other fields may result in a fatal reject or a clarification of the service request.

- Mandatory entries are indicated by quotation marks ("xxx").
- Optional fields marked with an asterisk (*) force at least one of the conditional fields to become required when populated.
- Fields used only for manual orders are followed by (m).
- Fields used only for electronic orders are followed by (e).

See the **Data Element Dictionary** Section for additional information on each of the fields listed below.

10.4.2.1 REQTYP M - PBX UNE Combo / ACT N

LSR REQTYP M/ ACT N (PBX UNE Combo)		
Required	Conditional	Optional
CCNA	VER	PROJECT
PON	LOCQTY	ALBR (m)
PG_OF_ (m)	DFDT (m)	SCA (m)
ATN	SUP	LST (m)
SC = " LCSC "	CUST	RPON
D/TSENT	ALTIMPCON-TEL NO.	VTA (m)
DDD	CIC	IMPCON-PAGER
REQTYP = " MB "	BI2	ALTIMPCON
ACT = " N "	BAN2	ALTIMPCON- PAGER
CC		REMARKS
TOS (2nd Character = 'J')		HUNTING (see hunting section)
BAN1		
INIT		
INIT-TEL NO.		
INIT-FAX NO.		
IMPCON		

- continued -

- continued -

LSR REQ TYP M/ ACT N (PBX UNE Combo)		
Required	Conditional	Optional
IMPCON-TEL NO.		
BCS (e)		

" " = mandatory entry; * = when this optional field is populated, it forces at least one of the conditional fields to become REQUIRED; (m) = for manual ordering only; (e) = for electronic ordering only

EU REQ TYP M/ ACT N (PBX UNE Combo)		
Required	Conditional	Optional
PON (m)	VER (m)	LOCNUM (Header)*
ATN (m)	SASF	EU-FLOOR
PG_OF_ (m)	SASD	EU-ROOM
LOCNUM (Detail)	SATH	EU-BLDG
EU-NAME	SASS	LCON-NAME
SASN	LOCACT (e)	LCON-TEL NO.
SANO or SADLO		
EU-CITY		
EU-STATE		
EU-ZIP CODE		

" " = mandatory entry; * = when this optional field is populated, it forces at least one of the conditional fields to become REQUIRED; (m) = for manual ordering only; (e) = for electronic ordering only

10.4.2.2 REQ TYP M - PBX UNE Combo / ACT C

LSR REQ TYP M/ ACT C (PBX UNE Combo)		
Required	Conditional	Optional
CCNA	VER	PROJECT
PON	LOCQTY	ALBR (m)
PG_OF_ (m)	DFDT (m)	SCA (m)
ATN	SUP	RPON
SC = " LCSC "	CUST	VTA (m)

- continued -

LSR REQ TYP M/ ACT C (PBX UNE Combo)		
Required	Conditional	Optional
D/TSENT	ALTIMPCON-TEL NO.	IMPCON-PAGER
DDD	CIC	ALTIMPCON
REQTYP = " MB "	BI2	ALTIMPCON-PAGER
ACT = " C "	BAN2	REMARKS
CC		HUNTING (see hunting section)
TOS (2nd Character = 'J')		
BAN1		
INIT (m)		
INIT-TEL NO. (m)		
INIT-FAX NO. (m)		
IMPCON		
IMPCON-TEL NO.		

" " = mandatory entry; * = when this optional field is populated, it forces at least one of the conditional fields to become REQUIRED; (m) = for manual ordering only; (e) = for electronic ordering only

EU REQ TYP M/ ACT C (PBX UNE Combo)		
Required	Conditional	Optional
PON (m)	VER (m)	LOCNUM (Header)*
ATN (m)	DQTY	LCON-NAME
PG_OF_ (m)	DNUM	LCON-tel no.
LOCNUM (Detail)	DISC NBR	EU-BLDG
EU-NAME	LOCACT (e)	

" " = mandatory entry; * = when this optional field is populated, it forces at least one of the conditional fields to become REQUIRED; (m) = for manual ordering only; (e) = for electronic ordering only

10.4.2.3 REQTYP M - PBX UNE Combo / ACT D

LSR REQTYP M/ ACT D (PBX UNE Combo)		
Required	Conditional	Optional
CCNA	VER	PROJECT
PON	LOCQTY	ALBR
PG_OF_ (m)	SUP	REMARKS
ATN	CUST	VTA (m)
SC = " LCSC "	IMPCON-TEL NO.	IMPCON*
D/TSENT	CIC	IMPCON-PAGER
DDD	BI2	REMARKS
REQTYP = " MB "	BAN2	
ACT = " D "		
CC		
TOS (2nd Character = 'J')		
BAN1		

" " = mandatory entry; * = when this optional field is populated, it forces at least one of the conditional fields to become REQUIRED; (m) = for manual ordering only; (e) = for electronic ordering only

LSR REQTYP M/ ACT D (PBX UNE Combo)		
Required	Conditional	Optional
PON (m)	VER (m)	LOCNUM (Header)*
ATN (m)	DQTY	LCON-NAME
PG_OF_ (m)	FB-BILLNM	LCON-TEL NO.
LOCNUM (Detail)	FB-STREET	FBI*
EU-NAME	FB-CITY	FB-SBILLNM
	FB-STATE	FB-FLOOR
	FB-ZIP CODE	FB-ROOM
	FB-BILLCON	TER*

- continued -

- continued -

LSR REQTYP M/ ACT D (PBX UNE Combo)		
Required	Conditional	Optional
	FB-BILLCON TEL NO.	TC OPT*
	DNUM	
	DISC NBR	
	TC TO PRI	
	TC TO SEC	
	TCID	
	TC NAME	
	TC PER	

" " = mandatory entry; * = when this optional field is populated, it forces at least one of the conditional fields to become REQUIRED; (m) = for manual ordering only; (e) = for electronic ordering only

10.4.2.4 REQTYP M - PBX UNE Combo / ACT V

LSR REQTYP M/ ACT V (PBX UNE Combo)		
Required	Conditional	Optional
CCNA	VER	PROJECT
PON	LOCQTY	ALBR (m)
PG_OF_ (m)	SUP	RPON
ATN	CUST	VTA (m)
SC = " LCSC "	ALTIMPCON-TEL NO.	IMPCON-PAGER
D/TSENT	CIC	ALTIMPCON
DDD	BI2	ALTIMPCON- PAGER
REQTYP = " MB "	BAN2	REMARKS
ACT = " V "		HUNTING (see hunting section)
CC		

- continued -

- continued -

LSR REQ TYP M/ ACT V (PBX UNE Combo)		
Required	Conditional	Optional
TOS (2nd Character = 'J')		
BAN1		
INIT		
INIT-TEL NO.		
INIT-FAX NO.		
IMPCON		
IMPCON-TEL NO.		
BCS (e)		

" " = mandatory entry; * = when this optional field is populated, it forces at least one of the conditional fields to become REQUIRED; (m) = for manual ordering only; (e) = for electronic ordering only

EU REQ TYP M/ ACT V (PBX UNE Combo)		
Required	Conditional	Optional
PON (m)	VER (m)	LOCNUM (Header)*
ATN (m)	DQTY	EU-FLOOR
PG_OF_ (m)	SASF	EU-ROOM
LOCNUM (Detail)	SASD	EU-BLDG
EU-NAME	SATH	LCON-NAME
SASN	SASS	LCON-TEL NO.
SANO or SADLO	EATN	FBI*
EU-CITY	FB-BILLNM	FB-SBILLNM
EU- STATE	FB-STREET	FB-FLOOR
EU-ZIP CODE	FB-CITY	FB-ROOM
ERL	FB-STATE	
	FB-ZIP CODE	

- continued -

- continued -

EU REQTYP M/ ACT V (PBX UNE Combo)		
Required	Conditional	Optional
	FB-BILLCON	
	FB-BILLCON-TEL NO.	
	DNUM	
	DISC NBR	
	LOCACT (e)	

" " = mandatory entry; * = when this optional field is populated, it forces at least one of the conditional fields to become REQUIRED; (m) = for manual ordering only; (e) = for electronic ordering only

10.4.3 Proprietary Form Instructions

Note: *The Proprietary form instructions for this product is not included in this document. Please contact your Account Team to obtain the form instructions.*

10.4.4 Proprietary Form

Note: *The Proprietary form for this product is not included in this document. Please contact your Account Team to obtain the form.*

10.4.5 LNA Tables for REQTYP M: (PBX UNE Combo)

The following charts show the Required, Conditional and Optional (R/C/O) fields for the PS form/screen for the valid Line Level Activities (LNAs). Please refer to the **Completing the PS Form/Screen** Section for a listing of the valid LNAs for each account level activity. All unmentioned fields are either invalid, not applicable or prohibited. Populating any other fields may result in a fatal reject or a clarification of the service request.

- Mandatory entries are indicated by quotation marks ("xxx").
- Optional fields marked with an asterisk (*) force at least one of the conditional fields to become required when populated.
- Fields used only for manual orders are followed by (m).
- Fields used only for electronic orders are followed by (e).

See the **Data Element Dictionary** Section for additional information on each of the fields listed below.

10.4.5.1 LNA = N

PS (PBX UNE Combo) LNA = N		
Required	Conditional	Optional
PON (m)	VER (m)	LOCNUM (Detail)
AN (m) or ATN (m)	TERS	FPI*
RSQTY	TLI	JR*
PG_OF_ (m)	JK CODE	NIDR*
LNUM	JK NUM	BA*
LNA = " N "	JK POS	FA*
TNS	IWJK	FEATURE DETAIL
PIC	IWJQ	TC OPT*
LPIC	BLOCK	
	FEATURE	
	TC FR (e)	

" " = mandatory entry; * = when this optional field is populated, it forces at least one of the conditional fields to become REQUIRED; (m) = for manual ordering only; (e) = for electronic ordering only

10.4.5.2 LNA = C

PS (PBX UNE Combo) LNA = C		
Required	Conditional	Optional
PON (m)	VER (m)	LOCNUM (Detail)
AN (m) or ATN (m)	TERS	FPI
RSQTY	TLI	PIC
PG_OF_ (m)	JK CODE	LPIC
LNUM	JK NUM	JR*
LNA = " C "	JK POS	NIDR*
TNS	IWJK	FA*
	IWJQ	FEATURE DETAIL

- continued -

- continued -

PS (PBX UNE Combo) LNA = C		
Required	Conditional	Optional
	BLOCK	BA*
	FEATURE	TC OPT*
	TC FR (e)	

" " = mandatory entry; * = when this optional field is populated, it forces at least one of the conditional fields to become REQUIRED; (m) = for manual ordering only; (e) = for electronic ordering only

10.4.5.3 LNA = D

PS (PBX UNE Combo) LNA = D		
Required	Conditional	Optional
PON (m)	VER (m)	LOCNUM
AN (m) or ATN (m)	TERS	TC OPT*
PG_OF_ (m)	TLI	
LNUM	TC TO PRI	
LNA = " D "	TC TO SEC	
TNS	TCID	
RSQTY	TC NAME	
	TC PER	

" " = mandatory entry; * = when this optional field is populated, it forces at least one of the conditional fields to become REQUIRED; (m) = for manual ordering only; (e) = for electronic ordering only

10.4.5.4 LNA = V

PS (PBX UNE Combo) LNA = V		
Required	Conditional	Optional
PON (m)	VER (m)	LOCNUM
AN (m) or ATN (m)	TERS	TC OPT*
RSQTY	TLI	FPI
PG_OF_ (m)	TC TO PRI	JR*
LNUM	TC TO SEC	NIDR*

- continued -

PS (PBX UNE Combo) LNA = V		
Required	Conditional	Optional
LNA = " V "	TCID	BA*
TNS	TC NAME	FA*
PIC (e)	TC PER	PIC (m)
LPIC (e)	TC FR (e)	LPIC (m)
	LEAN (m) or LEATN	
	JK CODE	
	JK NUM	
	JK POS	
	IWJK	
	IWJQ	
	BLOCK	
	FEATURE	
	FEATURE DETAIL	

" " = mandatory entry; * = when this optional field is populated, it forces at least one of the conditional fields to become REQUIRED; (m) = for manual ordering only; (e) = for electronic ordering only

10.5 4-Wire ISDN-Primary Rate (PRI) Digital Loop and Port Combination

BellSouth 4-wire ISDN/Primary Rate ISDN-PRI Digital Grade Loop and 4-wire ISDN-PRI Port Unbundled Network Elements (UNEs) are available to convert existing BellSouth ISDN end-user customers to CLEC customers. Network elements for all listed services consist of a loop, a port and some switching functionality. Moves of service after the conversion are not allowed. End-user billing arrangements, such as Customized Large User Bill (CLUB) will not be allowed since the end-user will be billed by the CLEC. The product offerings are Voice/data (standard), Digital data only, and Inward data option. When ordering 4-wire ISDN-PRI, the order is sent to the BellSouth Complex Resale Services Group (CRSG) and **not** to the Local Carrier Service Center (LCSC).

10.5.1 Ordering Forms

The following chart illustrates the required, conditional and optional forms for ordering this service. Detailed information will follow to assist you in filling out each of these forms.

REQTYP / SERVICE TYPE	Forms												
	SI	LSR	Hunting	EU	DL	DSCR	RS	DRS	PS	NP	LS	LSNP	Proprietary
M - 4-W ISDN-PRI Combination		R		R	O	O							R

R = Required C = Conditional O = Optional

10.5.1.1 Completing the LSR and EU Forms

The Required, Conditional, and Optional (R/C/O) fields on the LSR and EU forms will be given for every valid REQTYP/ACT combination in the **REQTYP / ACT Combination** Section.

The following chart shows all of the valid account level activities for this requisition type.

REQTYP	ACTIVITY TYPE (ACCOUNT LEVEL)													
	N	C	D	T	R	V	S	B	W	L	Y	P	Q	
M - 4-W ISDN-PRI Combination	X*	X	X			X								

Note: " X " denotes valid account level activities. A blank entry indicates a non-valid account level activity.

* = *Currently, the Activity Type of N is allowed only in Georgia. Contact your Account Team for additional information.*

Account level activities (ACT) apply to the entire account. The ACTs are defined below:

- ⇒ **N** = New installation and/or account
- ⇒ **C** = Change an existing account (e.g., Rearrangement, Partial disconnect or addition)
- ⇒ **D** = Disconnection
- ⇒ **T** = Outside move of end user location
- ⇒ **R** = Record activity is for ordering administrative changes
- ⇒ **V** = Full Conversion of service **as specified** to new Local Service Provider (LSP)
- ⇒ **S** = Seasonal suspend or restore partial account
- ⇒ **B** = Restore **full** account or restore denied account
- ⇒ **W** = Full Conversion of service **as is**

- ⇒ **L** = Seasonal suspension **full** account

- ⇒ **Y** = Deny (non-payment)
- ⇒ **P** = Conversion of service **as specified**: Partial Migration - Initial
- ⇒ **Q** = Conversion of service **as specified**: Partial Migration - Subsequent

10.5.1.2 Completing the DL and DSCR Forms

If directory listings are required, please refer to **REQTYP J** for more information on completing the DL and DSCR forms.

10.5.2 REQTYP / ACT Combinations

The following charts show the Required, Conditional and Optional (R/C/O) fields on the LSR and EU forms for the valid REQTYP /ACT combinations. LSR and EU forms for a valid REQTYP/ACT combination are paired together. All unmentioned fields are either invalid, not applicable or prohibited. Populating any other fields may result in a fatal reject or a clarification of the service request.

Please note the following codes:

- Mandatory entries are indicated by quotation marks ("xxx").
- Optional fields marked with an asterisk (*) force at least one of the conditional fields to become required when populated.
- Fields used only for manual orders are followed by (m).
- Fields used only for electronic orders are followed by (e).

See the **Data Element Dictionary** Section for additional information on each of the fields listed below.

10.5.2.1 REQTYP M / ACT C

LSR — REQTYP M / ACT C (4-W ISDN-PRI Combination)		
Required	Conditional	Optional
PON (m)	VER (m)	PROJECT (m)
ATN (m)	LOCQTY (m)	EXP (m)
SC = "LCSC" (m)	SUP (m)	RPON (m)
PG_OF_ (m)		RORD (m)
D/TSENT (m)		IMPCON - PAGER (m)
DDD (m)		ALTIMPCON (m)
REQTYP = "MB" (m)		ALTIMPCON - TEL NO (m)

- continued -

- continued -

LSR — REQTYP M / ACT C (4-W ISDN-PRI Combination)		
Required	Conditional	Optional
ACT = "C" (m)		ALTIMPCON - PAGER (m)
CC (m)		REMARKS (m)
TOS (m)		HUNTING (See Hunting Section) (m)
BAN1 (m)		
INIT (m)		
INIT - TEL NO (m)		
INIT - FAX NO (m)		
IMPCON (m)		
IMPCON - TEL NO (m)		

" " = mandatory entry; * = when this optional field is populated, it forces at least one of the conditional fields to become REQUIRED; (m) = for manual ordering only; (e) = for electronic ordering only

EU — REQTYP M / ACT C (4-W ISDN PRI Combination)		
Required	Conditional	Optional
PON (m)	VER (m)	LCON - NAME (m)
ATN (m)	DQTY (m)	LCON - TEL NO (m)
PG_OF_ (m)	IWCON (m)	ACC (m)
EU - NAME (m)	IWCON - TEL NO (m)	IWO* (m)
	EATN (m)	DISC NBR* (m)
	DNUM (m)	

" " = mandatory entry; * = when this optional field is populated, it forces at least one of the conditional fields to become REQUIRED; (m) = for manual ordering only; (e) = for electronic ordering only

10.5.2.2 REQTYP M / ACT D

LSR — REQTYP M / ACT D (4-W ISDN PRI Combination)		
Required	Conditional	Optional
PON (m)	VER (m)	RPON (m)
ATN (m)	LOCQTY (m)	PROJECT (m)
SC = "LCSC" (m)	SUP (m)	RORD (m)
PG_OF_ (m)	IMPCON - TEL NO (m)	IMPCON* (m)
D/TSENT (m)		IMPCON - PAGER (m)
DDD (m)		REMARKS (m)
REQTYP = "MB" (m)		
ACT = "D" (m)		
CC (m)		
TOS (m)		
BAN1 (m)		
INIT (m)		
INIT - TEL NO (m)		
INIT - FAX NO (m)		

" " = mandatory entry; * = when this optional field is populated, it forces at least one of the conditional fields to become REQUIRED; (m) = for manual ordering only; (e) = for electronic ordering only

EU — REQTYP M / ACT D (4-W ISDN PRI Combination)		
Required	Conditional	Optional
PON (m)	VER (m)	FBI* (m)
ATN (m)	FB - STREET (m)	FB - BILLNM (m)
PG_OF_ (m)	FB - CITY (m)	FB - FLOOR (m)
EU - NAME (m)	FB - STATE (m)	FB - ROOM (m)
	FB - ZIP CODE (m)	TC OPT* (m)
	FB - BILLCON (m)	

- continued -

- continued -

EU — REQTYP M / ACT D (4-W ISDN PRI Combination)		
Required	Conditional	Optional
	FB - BILLCON TEL NO (m)	
	DNUM (m)	
	DISC NBR (m)	
	TC TO PRI (m)	
	TC TO SEC (m)	
	TCID (m)	
	TC NAME (m)	
	TC PER (m)	

" " = mandatory entry; * = when this optional field is populated, it forces at least one of the conditional fields to become REQUIRED; (m) = for manual ordering only; (e) = for electronic ordering only

10.5.2.3 REQTYP M / ACT V

LSR — REQTYP M / ACT V (4-W ISDN PRI Combination)		
Required	Conditional	Optional
PON (m)	VER (m)	PROJECT (m)
ATN (m)	SUP (m)	RPON (m)
SC = "LCSC" (m)		RORD (m)
PG_OF_ (m)		IMPCON - PAGER (m)
D/TSENT (m)		ALTIMPCON (m)
DDD (m)		ALTIMPCON - TEL NO (m)
REQTYP = "MB" (m)		ALTIMPCON - PAGER (m)
ACT = "V" (m)		REMARKS (m)
CC (m)		

- continued -

- continued -

LSR — REQTYP M/ ACT V (4-W ISDN PRI Combination)		
Required	Conditional	Optional
TOS (m)		
BANI (m)		
IMPCON (m)		
IMPCON - TEL NO (m)		
INIT (m)		
INIT - TEL NO (m)		
INIT - FAX NO (m)		

" " = mandatory entry; * = when this optional field is populated, it forces at least one of the conditional fields to become REQUIRED; (m) = for manual ordering only; (e) = for electronic ordering only

EU — REQTYP M / ACT V (4-W ISDN PRI Combination)		
Required	Conditional	Optional
PON (m)	VER (m)	EU - FLOOR (m)
ATN (m)	SASF (m)	EU - ROOM (m)
PG_OF_ (m)	SASD (m)	EU - BLDG (m)
EU - NAME (m)	SATH (m)	ACC (m)
SANO (m) or SADLO (m)	SASS (m)	FBI* (m)
SASN (m)	IWCON (m)	FB - SBILLNM (m)
EU - CITY (m)	IWCON - TEL NO (m)	FB - FLOOR (m)
EU - STATE (m)	EATN (m)	FB - ROOM (m)
EU - ZIP CODE (m)	FB - BILLNM (m)	DISC NBR* (m)
ERL (m)	FB - STREET (m)	TC OPT* (m)
	FB - CITY (m)	
	FB - STATE (m)	
	FB - ZIP CODE (m)	

- continued -

- continued -

	FB - BILLCON (m)	
	FB - BILLCON TEL NO (m)	
	DNUM (m)	
	TCID (m)	
	TC TO PRI (m)	
	TC TO SEC (m)	
	TC NAME (m)	
	TC PER (m)	

" " = mandatory entry; * = when this optional field is populated, it forces at least one of the conditional fields to become REQUIRED; (m) = for manual ordering only; (e) = for electronic ordering only

10.5.3 Proprietary Form Instructions

Note: *The Proprietary form instructions for this product is not included in this document. Please contact your Account Team to obtain the form instructions.*

10.5.4 Proprietary Form

Note: *The Proprietary form for this product is not included in this document. Please contact your Account Team to obtain the form.*

10.6 2-Wire ISDN Basic Rate-BRI Digital Port / Loop UNE Combination

10.6.1 Description

This service offering is defined as a 2-Wire ISDN Basic Rate-BRI Digital Port/Loop Unbundled Network Element (UNE) Combination is a 2-Way line side digital port on a 2-Wire digital loop. available to convert existing BellSouth ISDN end-user customers to CLEC customers. **When ordering 2-wire ISDN-BRI, the order is sent to the BellSouth Complex Resale Services Group (CRSG) and not to the Local Carrier Service Center (LCSC).**

10.6.2 Ordering Forms

The following chart illustrates the required, conditional and optional forms for ordering this service. Detailed information will follow to assist you in filling out each of these forms.

REQTYP / SERVICE TYPE	Forms												
	SI	LSR	Hunting	EU	DL	DSCR	RS	DRS	PS	NP	LS	LSNP	Proprietary
M - 2-W ISDN-BRI Combination		R		R	O*	C**			R				

R = Required C = Conditional O = Optional

- * = The DL form is optional only when the ACT is N, C, or V, otherwise the DL form is prohibited
- ** = The DSCR form is required when the DL form is populated and the listings requested are a caption arrangement.

10.6.3 Completing the LSR , EU, Port Service Forms

The Required, Conditional, and Optional (R/C/O) fields on the LSR, EU and PS forms will be given for every valid REQTYP/ACT/LNA combination in the **REQTYP / ACT / LNA Combination** Section.

The following chart shows all of the valid account level activities for this requisition type.

REQTYP	ACTIVITY TYPE (ACCOUNT LEVEL)												
	N	C	D	T	R	V	S	B	W	L	Y	P	Q
M 2-Wire ISDN-BRI Combination	X #	X	X			X							

Note: " X " denotes valid account level activities. A blank entry indicates a non-valid account level activity.

= Currently, the Activity Type of N is allowed only in Georgia. Contact your Account Team for additional information.

ISDN-BRI UNE Combination cannot be ordered electronically at this time.

Account level activities (ACT) apply to the entire account. The ACTs are defined below:

- ⇒ N = New installation and/or account
- ⇒ C = Change an existing account (e.g., Rearrangement, Partial disconnect or addition)
- ⇒ D = Disconnection
- ⇒ T = Outside move of end user location
- ⇒ R = Record activity is for ordering administrative changes

- ⇒ **V** = Full Conversion of service **as specified** to new Local Service Provider (LSP)
 ⇒ **S** = Seasonal suspend or restore partial account
 ⇒ **B** = Restore **full** account or restore denied account
 ⇒ **W** = Full Conversion of service **as is**
- ⇒ **L** = Seasonal suspension **full** account
 ⇒ **Y** = Deny (non-payment)
 ⇒ **P** = Conversion of service **as specified**: Partial Migration - Initial
 ⇒ **Q** = Conversion of service **as specified**: Partial Migration - Subsequent

10.6.4 Completing the DL and DSCR Forms

If directory listings are required, please refer to **REQTYP J** for more information on completing the DL and DSCR forms.

10.6.5 REQTYP / ACT/LNA Combinations: REQTYP M (ISDN-BRI UNE Combo)

The following charts show the Required, Conditional and Optional (R/C/O) fields on the LSR, EU and PS forms/screens for the valid REQTYP/ACT combinations. All unmentioned fields are either invalid, not applicable or prohibited. Populating any other fields may result in a fatal reject or a clarification of the service request.

Please note the following codes:

- Mandatory entries are indicated by quotation marks ("xxx").
- Optional fields marked with an asterisk (*) force at least one of the conditional fields to become required when populated.
- Fields used only for manual orders are followed by (m).
- Fields used only for electronic orders are followed by (e).

See the **Data Element Dictionary** Section for additional information on each of the fields listed below.

10.6.5.1 REQTYP M / ACT N / LNA N

LSR (2-wire ISDN-BRI UNE Combo) <i>REQTYP M / ACT N</i>		
Required	Conditional	Optional
CCNA (m)	VER (m)	APPTIME-DDD (m)
PON (m)	LOCQTY (m)	PROJECT (m)
PG_OF_ (m)	DFDT (m)	EXP (m)
ATN (m)	SUP (m)	RPON (m)

- continued -

- continued -

LSR (2-wire ISDN-BRI UNE Combo) REQTYP M / ACT N		
Required	Conditional	Optional
SC = " LCSC " (<i>m</i>)	CUST (<i>m</i>)	VTA (<i>m</i>)
D/TSENT (<i>m</i>)	DSGCON (<i>m</i>)	CHC* (<i>m</i>)
DDD (<i>m</i>)	DSGCON-TEL NO. (<i>m</i>)	IMPCON-PAGER (<i>m</i>)
REQTYP = " MB " (<i>m</i>)	DSGCON-STREET (<i>m</i>)	DRC* (<i>m</i>)
ACT = " N " (<i>m</i>)	DSGCON-CITY (<i>m</i>)	REMARKS (<i>m</i>)
CC (<i>m</i>)	DSGCON-STATE (<i>m</i>)	HUNTING (see hunting section) (<i>m</i>)
LSO (<i>m</i>)	DSGCON-ZIP CODE (<i>m</i>)	ALTIMPCON (<i>m</i>)
TOS (2nd Character = "H") (<i>m</i>)	CIC (<i>m</i>)	ALTIMPCON-PAGER (<i>m</i>)
BAN1 (<i>m</i>)		ALBR (<i>m</i>)
INIT (<i>m</i>)		SCA (<i>m</i>)
INIT-TEL NO. (<i>m</i>)		DSGCON-FAX NO.
INIT-FAX NO. (<i>m</i>)		
IMPCON (<i>m</i>)		
IMPCON-TEL NO. (<i>m</i>)		
BCS (<i>e</i>)		

" " = mandatory entry; * = when this optional field is populated, it forces at least one of the conditional fields to become REQUIRED; (*m*) = for manual ordering only; (*e*) = for electronic ordering only

EU (2-wire ISDN-BRI UNE Combo) REQTYP M / ACT N		
Required	Conditional	Optional
PON (<i>m</i>)	VER (<i>m</i>)	LOCNUM (Detail)* (<i>m</i>)
ATN (<i>m</i>)	SASF (<i>m</i>)	EU-FLOOR (<i>m</i>)
PG_OF_ (<i>m</i>)	SASD (<i>m</i>)	EU-ROOM (<i>m</i>)

- continued -

EU (2-wire ISDN-BRI UNE Combo) REQTYP M / ACT N		
Required	Conditional	Optional
LOCNUM (Header) (<i>m</i>)	SATH (<i>m</i>)	EU-BLDG (<i>m</i>)
EU-NAME (<i>m</i>)	SASS (<i>m</i>)	LCON-NAME (<i>m</i>)
SASN (<i>m</i>)	IWCON (<i>m</i>)	LCON-TEL NO (<i>m</i>)
SANO (<i>m</i>) or SADLO (<i>m</i>)	IWCON-TEL NO. (<i>m</i>)	WSOP = " V " (<i>m</i>)
EU-CITY (<i>m</i>)	LOCACT (<i>e</i>)	IBT (<i>m</i>)
EU-STATE (<i>m</i>)		IWO* (<i>m</i>)
EU-ZIP CODE (<i>m</i>)		ERL

" " = mandatory entry; * = when this optional field is populated, it forces at least one of the conditional fields to become REQUIRED; (*m*) = for manual ordering only; (*e*) = for electronic ordering only

Table K LNA = N

PS (2-wire ISDN-BRI UNE Combo) LNA = N		
Required	Conditional	Optional
PON (<i>m</i>)	VER (<i>m</i>)	FPI
ATN (<i>m</i>)	BLOCK	PORTTYP
PQTY	TC FR	LNEX
PG_OF_ (<i>m</i>)	TC TO PRI	TSP
LNUM	TC TO SEC	ECCKT
LNA = " N "		BA*
TNS		SDI
ISPID		MATN
NOTYP		TC OPT*
PIC		REMARKS
LPIC		LOCNUM
SDI		

- continued -

Table K LNA = N (continued)

PS (2-wire ISDN-BRI UNE Combo) LNA = N		
Required	Conditional	Optional
FA		
FEATURE		
FEATURE DETAIL		

" " = mandatory entry; * = when this optional field is populated, it forces at least one of the conditional fields to become REQUIRED; (m) = for manual ordering only; (e) = for electronic ordering only

10.6.5.2 REQTYP M / ACT C / LNA C

LSR (2-wire ISDN-BRI UNE Combo) REQTYP M / ACT C		
Required	Conditional	Optional
CCNA	VER	APPTIME-DDD (m)
PON	LOCQTY	PROJECT
PG_OF_ (m)	DFDT (m)	CHC* (m)
ATN	SUP	EXP (m)
SC = " LCSC "	CUST	ALBR (m)
D/TSENT	ALTIMPCON-TEL NO.	SCA
DDD	DSGCON	LST (m)
REQTYP = " MB "	DSGCON-TEL NO.	RPON
ACT = " C "	DSGCON-STREET	VTA (m)
CC	DSGCON-CITY	IMPCON-PAGER
LSO	DSGCON-STATE	ALTIMPCON
TOS (2nd Character = "H")	DSGCON-ZIP CODE	ALTIMPCON- PAGER
BAN1	CIC	DRC* (m)
INIT		DSGCON-FAX NO.
INIT-TEL NO.		REMARKS

- continued -

- continued -

LSR (2-wire ISDN-BRI UNE Combo) REQTYP M / ACT C		
Required	Conditional	Optional
INIT-FAX NO.		HUNTING (see hunting section)
IMPCON		
IMPCON-TEL NO.		

" " = mandatory entry; * = when this optional field is populated, it forces at least one of the conditional fields to become REQUIRED; (m) = for manual ordering only; (e) = for electronic ordering only

EU (2-wire ISDN-BRI UNE Combo) REQTYP M / ACT C		
Required	Conditional	Optional
PON (m)	VER (m)	LOCNUM (Header)
ATN (m)	DQTY	LCON-NAME
PG_OF_ (m)	IWCON	LCON-TEL NO.
LOCNUM (Detail)	IWCON-TEL NO.	IBT
EU-NAME	DNUM	IWO*

" " = mandatory entry; * = when this optional field is populated, it forces at least one of the conditional fields to become REQUIRED; (m) = for manual ordering only; (e) = for electronic ordering only

Table L LNA = C

PS (2-wire ISDN-BRI UNE Combo) LNA = C		
Required	Conditional	Optional
PON (m)	VER (m)	LOCNUM
ATN (m)	NO TYP	BA*
PQTY	TC TO PRI	LNEX
PG_OF_ (m)	TC TO SEC	LNECLS SVC (e)
LNUM	TCID	TSP
LNA = " C "	TC NAME	FPI
TNS	TC PER	PIC

- continued -

Table L LNA = C (continued)

PS (2-wire ISDN-BRI UNE Combo) LNA = C		
Required	Conditional	Optional
ISPID	TC FR	LPIC
ECCKT	BLOCK	SDI
		MATN
		TC OPT*
		JR*
		FEATURE DETAIL
		FA
		FEATURE

" " = mandatory entry; * = when this optional field is populated, it forces at least one of the conditional fields to become REQUIRED; (m) = for manual ordering only; (e) = for electronic ordering only

10.6.5.3 REQTYP M / ACT D / LNA D

LSR (2-wire ISDN-BRI UNE Combo) REQTYP M / ACT D		
Required	Conditional	Optional
CCNA	VER	APPTIME-DDD (m)
PON	LOCQTY	PROJECT
PG_OF_ (m)	DFDT (m)	CHC* (m)
ATN	SUP	EXP (m)
SC = " LCSC "	CUST	ALBR (m)
D/TSENT	IMPCON-TEL NO.	RPON
DDD	DSGCON	VTA (m)
REQTYP = " MB "	DSGCON-TEL NO.	LST
ACT = " D "	DSGCON-STREET	IMPCON*
CC	DSGCON-CITY	IMPCON-PAGER
LSO	DSGCON-STATE	ALTIMPCON

- continued -

- continued -

LSR (2-wire ISDN-BRI UNE Combo) REQTYP M / ACT D		
Required	Conditional	Optional
TOS (2nd Character = "H")	DSGCON-ZIP CODE	ALTIMPCON-PAGER
BAN1	ALTIMPCON-TEL NO.	DRC* (m)
INIT	CIC	DSGCON-FAX NO.
INIT-TEL NO.		REMARKS
INIT-FAX NO.		HUNTING (see hunting section)

" " = mandatory entry; * = when this optional field is populated, it forces at least one of the conditional fields to become REQUIRED; (m) = for manual ordering only; (e) = for electronic ordering only

EU (2-wire ISDN-BRI UNE Combo) REQTYP M / ACT D		
Required	Conditional	Optional
PON (m)	VER (m)	LOCNUM (Header)*
ATN (m)	DQTY	EU-FLOOR
PG_OF_ (m)	FB-BILLNM	EU-ROOM
LOCNUM (Detail)	FB-STREET	EU-BLDG
EU-NAME	FB-CITY	LCON-NAME
	FB-STATE	LCON-TEL NO.
	FB-ZIP CODE	IBT
	FB-BILLCON	FBI*
	FB-BILLCON-TEL NO	FB-SBILLNM
	DNUM	FB-FLOOR
	TC TO PRI	FB-ROOM
	TC TO SEC	TER*
	TCID	TC OPT*

- continued -

- continued -

EU (2-wire ISDN-BRI UNE Combo) REQTYP M / ACT D		
Required	Conditional	Optional
	TC NAME	
	TC PER	

" " = mandatory entry; * = when this optional field is populated, it forces at least one of the conditional fields to become REQUIRED; (m) = for manual ordering only; (e) = for electronic ordering only

Table M LNA = D

PS (2-wire ISDN-BRI UNE Combo) LNA = D		
Required	Conditional	Optional
PON (m)	VER (m)	LOCNUM (m)
AN (m) or ATN (m)	NOTYP	SDI
PQTY	TC TO PRI	LNEX
PG_OF_ (m)	TC TO SEC	TC OPT*
LNUM	TCID	MATN
LNA = " D "	TC NAME	
TNS	TC PER	
ISPID	TC FR	
ECCKT		

" " = mandatory entry; * = when this optional field is populated, it forces at least one of the conditional fields to become REQUIRED; (m) = for manual ordering only; (e) = for electronic ordering only

10.6.5.4 REQTYP M / ACT V / LNA V

LSR (2-wire ISDN-BRI UNE Combo) REQTYP M / ACT V		
Required	Conditional	Optional
CCNA	VER	APPTIME-DDD (m)
PON	LOCQTY	PROJECT
PG_OF_ (m)	DFDT (m)	CHC* (m)
ATN	SUP	EXP (m)

- continued -

LSR (2-wire ISDN-BRI UNE Combo) REQTYP M / ACT V		
Required	Conditional	Optional
SC = " LCSC "	CUST	ALBR (<i>m</i>)
D/TSENT	ALTIMPCON-TEL NO.	RPON
DDD	DSGCON	LST (<i>m</i>)
REQTYP = " MB "	DSGCON-TEL NO.	VTA (<i>m</i>)
ACT = " V "	DSGCON-STREET	IMPCON-PAGER
CC	DSGCON-CITY	ALTIMPCON
LSO	DSGCON-STATE	ALTIMPCON- PAGER
TOS (2nd Character = "H")	DSGCON-ZIP CODE	DRC* (<i>m</i>)
BAN1	CIC	DSGCON-FAX NO.
INIT		REMARKS
INIT-TEL NO.		HUNTING (see hunting section)
INIT-FAX NO.		
IMPCON		
IMPCON-TEL NO.		
BCS (<i>e</i>)		

" " = mandatory entry; * = when this optional field is populated, it forces at least one of the conditional fields to become REQUIRED; (*m*) = for manual ordering only; (*e*) = for electronic ordering only

EU (2-wire ISDN-BRI UNE Combo) REQTYP M / ACT V		
Required	Conditional	Optional
PON (<i>m</i>)	VER (<i>m</i>)	LOCNUM (Header)*
ATN (<i>m</i>)	DQTY	EU-FLOOR
PG_OF_ (<i>m</i>)	FB-BILLNM	EU-ROOM
LOCNUM (Detail)	FB-STREET	EU-BLDG

- continued -

- continued -

EU (2-wire ISDN-BRI UNE Combo) <i>REQTYP M / ACT V</i>		
Required	Conditional	Optional
EU-NAME	FB-CITY	LCON-NAME
SASN	FB-STATE	LCON-TEL NO.
SANO or SADLO	FB-ZIP CODE	IBT
EU-CITY	FB-BILLCON	FBI*
EU-STATE	FB-BILLCON-TEL NO.	FB-SBILLNM
EU-ZIP CODE	DNUM	FB-FLOOR
ERL	DISC NBR	FB-ROOM
	LOCACT (<i>m</i>)	IWO*
	SASF	
	SASD	
	SATH	
	SASS	
	EAN	
	EATN	
	IWCON	
	IWCON-TEL NO.	

" " = mandatory entry; * = when this optional field is populated, it forces at least one of the conditional fields to become REQUIRED; (*m*) = for manual ordering only; (*e*) = for electronic ordering only

Table N LNA = V

PS (2-wire ISDN-BRI UNE Combo) <i>LNA = V</i>		
Required	Conditional	Optional
PON (<i>m</i>)	VER (<i>m</i>)	FPI
ATN (<i>m</i>)	BLOCK	PORTTYP
PQTY	TC FR	LNEX

- continued -

Table N LNA = V (continued)

PS (2-wire ISDN-BRI UNE Combo) LNA = V		
Required	Conditional	Optional
PG_OF_ (m)	TC TO PRI	TSP
LNUM	TC TO SEC	ECCKT
LNA = " V "	TCID	BA*
TNS	TC NAME	SDI
ISPID	TC PER	MATN
PIC	TC FR	TC OPT*
LPIC	LEAN	REMARKS
ECCKT	LEATN	LOCNUM
FA		
FEATURE		
FEATURE DETAIL		

" " = mandatory entry; * = when this optional field is populated, it forces at least one of the conditional fields to become REQUIRED; (m) = for manual ordering only; (e) = for electronic ordering only

10.6.6 ISDN-BRI UNE Combo Form/Instructions

BASIC RATE ISDN (BRI) - REBUNDLED SWITCHED COMBINATION

1. Complete Local Service Request (LSR) form.
Note: REQTYP M ACTYPE Restricted to V, C or D
2. Complete End User Information (EUI) form.
3. Activity: New (Georgia ONLY) _____ Conversion to UNE Combination
ONLY _____ Conversion to UNE Combination with other changes
_____ Change to existing service _____
Ckt. ID. _____
4. End User Name: _____
5. PON: _____ InterLATA PIC^: _____ IntraLATA PIC^: _____
Residence _____ or Business _____
6. BellSouth BRI Serving Wire Center (NPA/NXX) _____ / _____
Interoffice Channel: Yes _____ or No _____
If Interoffice Channel, then enter End User BellSouth Serving Wire Center (NPA/NXX):
_____ / _____ (If Interoffice Channel is involved, the Interoffice Channel Agreement is required)
(If Interoffice Channel is used because the serving wire center is not equipped for ISDN-BRI,
Interoffice Channel mileage will be billed).
7. Type of BellSouth BRI Serving Wire Center: 5ESS _____ DMS _____ EWSD _____
If 5ESS, Enter Terminal Type: _____ A _____ B _____ C _____ D _____ E _____
8. Quantity of BRI Circuits: _____ Network Interface Jacks: Type _____ Quantity _____
9. Complete the following:
A. Type of ISDN: Custom (5ESS, DMS) _____ National (5ESS, DMS, EWSD) _____
B. Number of B channels to be activated per BRI: One _____ Two _____
C. Number of Telephone Numbers per BRI _____
D. Application per B Channel: CSV/CSD (DMS, 5ESS) _____ CSV (EWSD) _____
CSD (EWSD) _____
10. Hunting Required: Yes _____ or No _____ If Yes, Enter Quantity of Numbers in Hunting: _____
11. If electronic sets are involved, please provide a diagram with key configurations. _____

12. Area Dialing Plan Yes _____ No _____
Dialing Parity USOC _____
(Only available in Alabama, Kentucky, Louisiana, Mississippi, South Carolina, and
Tennessee).

13. Vertical Features USOC (s) Yes _____ No _____

NOTE: IF VERTICAL FEATURES ARE ORDERED, NO EZ PACKAGES SHOULD BE ORDERED.

14. Features Required: None _____, Pkg. EZ1 _____, Pkg. EZ1A _____,
Pkg. EZ2 _____, Pkg. EZ2A _____, Capability Pkg. S _____.
If Feature Package NOT selected, then complete following:
A. Type of ISDN: Custom _____ National _____
B. Number of B channels to be activated per BRI: One _____ Two _____ Zero _____
C. Number of Telephone Numbers per BRI _____
D. Application per B channel: CSV/D _____ CSV _____ HSPD _____
E. Low Speed Packet Data on D channel: YES _____ NO _____

NOTE: IF EZ PACKAGES ARE ORDERED, NO VERTICAL FEATURES SHOULD BE ORDERED.

COMPETITIVE LOCAL EXCHANGE CARRIER NAME: _____

Authorized Representative Name (Typed or Printed): _____

Authorized Representative Telephone Number: _____

Authorized Representative Signature: _____

1 BASIC RATE ISDN (BRI) - REBUNDLED SWITCHED COMBINATION	
2 Field	Field Definitions
3 1. Type of ISDN BRI Service.	1. Identifies if the request is for ISDN BRI, or UNE ISDN BRI Combination.
4 2. Complete Local Service Request Form (LSR)	2. This information is provided by the CLEC. See CLEC Ordering Guide for f
5 3. Conversion, Change to existing service,	3. This information is provided by the CLEC. See CLEC Ordering Guide for f
6 Ckt. ID	
7 4. End User Name	4. Identifies the name of the customer (Company name) the service is for.
8 5. PON (Purchase Order Number), InterLATA PIC	5. Identifies the CLEC unique order or requisition number that authorizes the
9 (Presubscription Indicator Code), and	this request. Identifies the presubscription indicator code as the carrier t
10 IntraLATA PIC (Primary Intraexchange Carrier).	has selected for InterLATA and IntraLATA traffic.
11 6. BellSouth BRI Serving Wire Center (NPA/NXX)	6. Identifies the 6-digit NPA-NXX (area code plus local exchange prefix) of th
12 Interoffice Channel.	Serving Wire Center where BRI is provisioned. Indicates if an Interoffice C
13	Check yes or no. Note: If yes, then enter the 6-digit NPA-NXX of the enc
14	wire center.
15 7. Type of BellSouth BRI Serving Wire Center	7. Identifies type (switching equipment) of BellSouth serving wire center whe
16 8. Quantity of BRI Circuits, Network Interface Jacks	8. Indicates quantity of BRI circuits being requested by this order. Indicates
17	registered or non-registered jack used to terminate the service. Enter the
18	of jacks required. Familiarization with the FCC's registration rules is requ
19	parties involved for the determination of the proper jack.
20 9. Channels Required	9. Check appropriate channel information based on the customer's request.
21	information is selected, complete items A through D.
22 10. Hunting Required	10. Indicates if Hunting is required. Check yes or no. Note: If yes, enter the
23	numbers in hunting.
24 11. If electronic sets are involved, please provide a	11. Indicates is electronic sets are involved a diagram with key configurations
25 diagram with key configurations.	provided.
26 12. Area Plus Calling Plan.	12. Indicates Area Dialing Plan. Note: Only available in Alabama, Kentucky,
27	Mississippi, South Carolina, and Tennessee. If yes provide Dialing Parity
28 13. Vertical Features	13. Indicates if Vertical Features are required. Note: If yes, enter the requir
29	
30 14. Features Required	14. Check appropriate feature package based on the customer's request. N
31	package is selected, complete items A through E.
32	
33 Competitive Local Exchange Carrier Name	Identifies the end user's Competitive Local Exchange Carrier (Company name)
34 Authorized Representative Name	Identifies the CLEC representative authorized to request service on behalf of t
35	or print name.
36 Authorized Representative Telephone Number	Identifies authorized CLEC representative's telephone number.
37 Authorized Representative Signature	Enter the signature of the CLEC representative indicated at line item.
38 Date	Enter date order request submitted to BellSouth.
39	
40	Legend: PON - Purchase Order Number
41	CSV/D - Circuit Switched Voice/Data
42	CSV - Circuit Switched Voice
43	CSD - Circuit Switched Data
44	*CLEC must notify long distance carrier that 64k clear channel for data trans
45	
46	

Figure 5 BellSouth® Instructions

10.7 2-Wire Direct Inward Dial (DID) Trunk Port and Voice Grade Loop Combination

10.7.1 Description

The 2–Wire DID trunk Port and Voice Grade Loop Combination is a **DESIGNED** service that combines a 2–Wire DID Trunk Port, Switching functionality, and a voice grade loop to create and end user to end user transission path that provides DID local exchange service. This service is *only available* when a combination of elements currently exists on the BellSouth network at the premise location. CLECs requesting service where the combination of elements to do existis at the premise location must combine the UNEs themselves in their collocation space.

10.7.2 Ordering Forms

The following chart illustrates the required, conditional and optional forms for ordering this service. Detailed information will follow to assist you in filling out each of these forms.

REQTYP / SERVICE TYPE	Forms												
	SI	LSR	Hunting	EU	DL	DSCR	RS	DRS	PS	NP	LS	LSNP	Proprietary
M - (2-wire DID UNE Combination)	R	R		R	O	O							R

R = Required C = Conditional O = Optional

10.7.2.1 Completing the LSR and EU Forms

The Required, Conditional, and Optional (R/C/O) fields on the LSR and EU forms will be given for every valid REQTYP/ACT combination in the **REQTYP / ACT Combination** Section.

The following chart shows all of the valid account level activities for this requisition type.

REQTYP	ACTIVITY TYPE (ACCOUNT LEVEL)													
	N	C	D	T	R	V	S	B	W	L	Y	P	Q	
M - (2-wire DID UNE Combination)	X*	X	X			X								

Note: " X " denotes valid account level activities. A blank entry indicates a non-valid account level activity.

* = *Currently, the Activity Type of N is allowed only in Georgia. Contact your Account Team for additional information.*

Account level activities (ACT) apply to the entire account. The ACTs are defined below:

N = New installation and/or account

C = Change an existing account (e.g., Rearrangement, Partial disconnect or addition)

D = Disconnection

T = Outside move of end user location

R = Record activity is for ordering administrative changes

V = Full Conversion of service **as specified** to new Local Service Provider (LSP)

S = Seasonal suspend or restore partial account

B = Restore **full** account or restore denied account

W = Full Conversion of service **as is**

L = Seasonal suspension **full** account

Y = Deny (non-payment)

P = Conversion of service **as specified**: Partial Migration - Initial

Q = Conversion of service **as specified**: Partial Migration - Subsequent

10.7.2.2 Completing the DL and DSCR Forms

If directory listings are required, please refer to **REQTYP J** for more information on completing the DL and DSCR forms.

10.7.3 REQTYP / ACT Combinations: REQTYP M (DID UNE Combo)

The following charts show the Required, Conditional and Optional (R/C/O) fields on the LSR and EU forms/screens for the valid REQTYP/ACT combinations. All unmentioned fields are either invalid, not applicable or prohibited. Populating any other fields may result in a fatal reject or a clarification of the service request.

Please note the following codes:

- Mandatory entries are indicated by quotation marks ("xxx").
- Optional fields marked with an asterisk (*) force at least one of the conditional fields to become required when populated.
- Fields used only for manual orders are followed by (m).
- Fields used only for electronic orders are followed by (e).

See the **Data Element Dictionary** Section for additional information on each of the fields listed below.

10.7.3.1 REQTYP M / ACT N

LSR — REQTYP M / ACT N (2-wire DID UNE Combination)		
Required	Conditional	Optional
CCNA (m)	VER (m)	APPTIME-DDD (m)
PON (m)	LOCQTY (m)	PROJECT (m)
ATN (m)	DFDT (m)	CHC* (m)
PG_OF_ (m)	SUP (m)	EXP (m)
SC = " LCSC " (m)	DATED (m)	ALBR (m)
D/TSENT (m)	LSP AUTH DATE (m)	SCA (m)
DDD (m)	LSP AUTH NAME (m)	AGAUTH* (m)
REQTYP = " MB" (m)	CUST (m)	AUTHNM (m)
ACT = " N " (m)	DSGCON (m)	LST (m)
CC (m)	DSGCON-TEL NO. (m)	RPON (m)
LSO (m)	DSGCON-STREET (m)	LSP AUTH* (m)
TOS (m)	DSGCON-CITY (m)	VTA (m)
BAN1 (m)	DSGCON-STATE (m)	IMPCON-PAGER (m)
INIT (m)	DSGON-ZIP CODE (m)	DRC* (m)
INIT-TEL NO. (m)	BI1 (m)	DSCGON-FAX NO (m)
INIT-FAX NO. (m)	BI2 (m)	ALTIMPCON (m)
IMPCON (m)	ALTIMPCON-TEL NO. (m)	REMARKS (m)
IMPCON-TEL NO. (m)	CIC (m)	
	BAN2 (m)	

" " = mandatory entry; * = when this optional field is populated, it forces at least one of the conditional fields to become REQUIRED; (m) = for manual ordering only; (e) = for electronic ordering only

EU — REQ TYP M/ ACT N (2-wire DID UNE Combination)		
Required	Conditional	Optional
PON (m)	VER (m)	EU-FLOOR (m)
ATN (m)	SASF (m)	EU-ROOM (m)
PG_OF_ (m)	SASD (m)	EU-BLDG (m)
EU-NAME (m)	SATH (m)	LCON-NAME (m)
SASN (m)	SASS (m)	LCON-TEL NO. (m)
SANO or SADLO (m)	LOCACT (m)	REMARKS (m)
EU-CITY (m)		
EU-STATE (m)		
EU-ZIP CODE (m)		

" " = mandatory entry; * = when this optional field is populated, it forces at least one of the conditional fields to become REQUIRED; (m) = for manual ordering only; (e) = for electronic ordering only

10.7.3.2 REQ TYP M / ACT C

LSR — REQ TYP M / ACT C (2-wire DID UNE Combination)		
Required	Conditional	Optional
CCNA	VER	APPTIME-DDD (m)
PON	LOCQTY	PROJECT
ATN	DFDT (m)	CHC* (m)
PG_OF_ (m)	SUP	EXP (m)
SC = " LCSC "	DATED (m)	ALBR (m)
D/TSENT	LSP AUTH DATE (m)	SCA (m)
DDD	LSP AUTH NAME (m)	AGAUTH (m)
REQ TYP = " MB "	CUST	AUTHNM (m)
ACT = " C "	BI1	LST (m)

- continued -

- continued -

LSR — REQTYP M / ACT C (2-wire DID UNE Combination)		
Required	Conditional	Optional
CC	BI2	RPON
LSO	ALTIMPCON-TEL NO.	LSP AUTH* (m)
TOS	DSGCON	VTA (m)
BAN1	DSGCON-TEL NO.	IMPCON-PAGER
IMPCON	DSGCON-STREET	DRC* (m)
IMPCON-TEL NO.	DSGCON-CITY	DSGCON-FAX NO.
	DSGCON-STATE	ALTIMPCON
	DSGCON-ZIP CODE	REMARKS
	BAN2	

" " = mandatory entry; * = when this optional field is populated, it forces at least one of the conditional fields to become REQUIRED; (m) = for manual ordering only; (e) = for electronic ordering only

EU — REQTYP M / ACT C (2-wire DID UNE Combination)		
Required	Conditional	Optional
PON (m)	VER (m)	LOCNUM (Header)* (e)
ATN (m)	DQTY	EU-FLOOR
PG_OF_ (m)	EAN	EU-ROOM
LOCNUM (m)	EATN	EU-BLDG
LOCNUM (Detail) (e)	LOCACT	LCON-NAME
EU-NAME		LCON-TEL NO.
		REMARKS (m)

" " = mandatory entry; * = when this optional field is populated, it forces at least one of the conditional fields to become REQUIRED; (m) = for manual ordering only; (e) = for electronic ordering only

10.7.3.3 REQTYP M / ACT D

LSR — REQTYP M / ACT D (2-wire DID UNE Combination)		
Required	Conditional	Optional
CCNA	VER	APPTIME-DDD (m)
PON	LOCQTY	PROJECT
ATN	DFDT (m)	CHC* (m)
PG_OF_ (m)	SUP	EXP (m)
SC = " LCSC "	DATED (m)	ALBR (m)
D/TSENT	LSP AUTH DATE (m)	AGAUTH* (m)
DDD	LSP AUTH NAME (m)	AUTHNM (m)
REQTYP = " MB "	CUST	LST (m)
ACT = " D "	BI1	RPON
CC	BI2	LSP AUTH* (m)
LSO	IMPCON-TEL NO.	VTA (m)
TOS	ALTIMPCON-TEL NO.	IMPCON*
BAN1	DSGCON	IMPCON-PAGER
	DSGCON-TEL NO.	DRC* (m)
	DSGCON-STREET	DSGCON-FAX NO.
	DSGCON-CITY	ALTIMPCON
	DSGCON-STATE	REMARKS
	DSGCON-ZIP CODE	
	CIC	
	BAN2	

" " = mandatory entry; * = when this optional field is populated, it forces at least one of the conditional fields to become REQUIRED; (m) = for manual ordering only; (e) = for electronic ordering only

**REQTYP M - Unbundled Network Element
Switched Combinations**

Issue 9L, March 30, 2001

EU — REQTYM / ACT D (2-wire DID UNE Combination)		
Required	Conditional	Optional
PON (m)	VER (m)	EU-FLOOR
ATN (m)	DQTY	EU-ROOM
PG_OF_ (m)	SASF	EU-BLDG
EU-NAME	FB-BILLNM	LCON-NAME
	FB-STREET	LCON-TEL NO.
	FB-CITY	FBI*
	FB-STATE	FB-SBILLNM
	FB-ZIP CODE	FB-FLOOR
	FB-BILLCON	FB-ROOM
	FB-BILLCON-TEL NO.	REMARKS (m)

" " = mandatory entry; * = when this optional field is populated, it forces at least one of the conditional fields to become REQUIRED; (m) = for manual ordering only; (e) = for electronic ordering only

10.7.3.4 REQTYM / ACT V

LSR — REQTYM / ACT V (2-wire DID UNE Combination)		
Required	Conditional	Optional
CCNA	VER	APPTIME-DDD (m)
PON	LOCQTY	PROJECT
ATN	DFDT (m)	CHC* (m)
PG_OF_ (m)	SUP	EXP (m)
SC = " LCSC "	DATED (m)	ALBR (m)
D/TSENT	LSP AUTH DATE (m)	AGAUTH* (m)
DDD	LSP AUTH NAME (m)	AUTHNM (m)
REQTYM = " MB "	CUST	LST (m)

- continued -

- continued -

LSR — REQTYP M / ACT V (2-wire DID UNE Combination)		
Required	Conditional	Optional
ACT = " V "	ALTIMPCON-TEL NO.	RPON
CC	DSGCON	LSP AUTH* (m)
LSO	DSGCON-TEL NO.	VTA (m)
TOS	DSGCON-STREET	IMPCON-PAGER
BAN1	DSGCON-CITY	DRC* (m)
INIT	DSGCON-STATE	DSGCON-FAX NO.
INIT-TEL NO.	DSGCON-ZIP CODE	ALTIMPCON
INIT-FAX NO.	CIC	REMARKS
IMPCON	BAN2	
IMPCON-TEL NO.	BI2	
BCS (e)	BI1	

" " = mandatory entry; * = when this optional field is populated, it forces at least one of the conditional fields to become REQUIRED; (m) = for manual ordering only; (e) = for electronic ordering only

EU — REQTYP M / ACT V (2-wire DID UNE Combination)		
Required	Conditional	Optional
PON (m)	VER (m)	LOCNUM (Header)*
ATN (m)	DQTY	EU-FLOOR
PG_OF_ (m)	SASF	EU-ROOM
LOCNUM (Detail)	SASD	EU-BLDG
EU-NAME	SATH	LCON-NAME
SASN	SASS	FBI*
SANO or SADLO	EATN	FB-SBILLNM
EU-CITY	FB-BILLNM	FB-FLOOR
EU-STATE	FB-STREET	REMARKS (m)

- continued -

- continued -

EU — <i>REQTYP M / ACT V (2-wire DID UNE Combination)</i>		
Required	Conditional	Optional
EU-ZIP CODE	FB-CITY	
ERL	FB-ZIP CODE	
	FB-BILLCON	
	FB-BILLCON-TEL NO.	
	LOCACT	

" " = mandatory entry; * = when this optional field is populated, it forces at least one of the conditional fields to become REQUIRED; (m) = for manual ordering only; (e) = for electronic ordering only

10.7.4 DID UNE Combo Form/Instructions

DID UNE COMBINATION:

1. Complete Local Service Request (LSR) form.
2. Complete End User Information (EUI) form.
3. New Change Conversion to UNE Combination ONLY _____
Conversion to UNE Combination with other changes _____
Delete Account Number _____

NOTE: New for UNE DID Combination is ONLY applicable for Georgia.

4. End User Name: _____
5. PON: _____ InterLATA PIC: _____ IntraLATA PIC: _____
6. End User BellSouth Serving Wire Center (NPA/NXX): _____
7. Type Network Interface Jack: _____ Number of Network Interface Jacks: _____
8. Number of DID Trunks: _____
9. Quantity of DID Numbers Required: _____
Numbers that cannot be used due to programming conflicts with End User CPE _____
10. Provide the following information:
Type signaling: Dial Pulse (DP) _____ Multifrequency (MF) _____
Dual Tone Multifrequency (DTMF) _____
Type of Start Dial: Wink _____ Immediate _____ Delay Dial _____
11. Number of digits to be outpulsed from BellSouth to End User's CPE: _____
12. List End User's PBX type: _____
13. Is DID service to be a part of New MegaLink Channel Service (MLCS)? Yes ___ No ___
If yes, complete the MegaLink Channel Service (MLCS) document and attach.
If existing MegaLink Channel Service (MLCS) provide circuit ID: _____
14. Is Independent Telephone Company (ITC) involved? Yes ___ No ___
If yes, provide the following information:
ITC Name: _____ ITC Contact/Telephone Number: _____
LSO (NPA/NXX) _____ Total Miles: _____ BellSouth miles: _____

COMPETITIVE LOCAL EXCHANGE CARRIER NAME:

Authorized Representative Name (Typed or Printed):

Authorized Telephone Number:

Authorized Representative Signature: _____

Date: _____

—

Field	Field Definitions
2	
3	1. This information is provided by the CLEC. See CLEC Resale Order Guide for form.
4	2. This information is provided by the CLEC. See CLEC Resale Order Guide for form.
5	3. Identifies if the request is New, Change, and Account Number should be provided.
6	4. Identifies the name of the customer (Company name) the service is for.
7	5. Identifies the CLEC's unique order or requisition number that authorizes the issuance of this request. Identifies the presubscription indicator code of the carrier the customer
8	6. Identifies the 6-digit NPA-NXX (area code plus local exchange prefix) of the BellSouth
9	Serving Wire Center for the end user's service address.
10	7. Indicates the particular registered or non-registered jack used to terminate the
11	service. Familiarization with the FCC's registration rules is requisite for all parties
12	involved for the determination of the proper jack.
13	8. Indicates the quantity of Direct Inward Dial (DID) trunks based on the customer's request.
14	9. Indicates the quantity of DID numbers required for service request. Note: If the end
15	user require or prefer a particular DID number range, please indicate.
16	10. Indicates whether DID trunks are Dial Pulse (DP), Multifrequency (MF), Dual Tone
17	Multifrequency (DTMF), and types of Start Dial, Wink, Immediate, and Delay Dial.
18	11. Indicates quantity of digits to be outpulsed from BellSouth to the end user's CPE
19	(customer provided equipment).
20	12. Indicates the type of PBX used by the End User.
21	13. Indicates whether DID service will be a part of Megalink Channel Service. Note: If yes,
22	complete the Megalink Channel Service order document and attach to the DID order document.
23	14. Indicates whether Independent Telephone Company (ITC) is involved. Note: If yes,
24	provide ITC Name, ITC Contact/Telephone Number, LSO (NPA/NXX), Total miles, and
25	BellSouth miles.
26	
27	
28	Identifies the end user's Competitive Local Exchange Carrier (Company name).
29	Identifies the CLEC representative authorized to request service on behalf of the end
30	user. Type or print name.
31	Identifies authorized CLEC representative's telephone number.
32	Enter the signature of the CLEC representative indicated at line item.
33	
34	

Figure 7 BellSouth® Instructions

10.7.5 LNA Tables for REQTYP M: 2-wire DID UNE Combo

The following charts show the Required, Conditional and Optional (R/C/O) fields for the PS form/screen for the valid Line Level Activities (LNAs). Please refer to the **Completing the PS Form/Screen** Section for a listing of the valid LNAs for each account level activity. All unmentioned fields are either invalid, not applicable or prohibited. Populating any other fields may result in a fatal reject or a clarification of the service request.

Please note the following codes:

- Mandatory entries are indicated by quotation marks ("xxx").
- Optional fields marked with an asterisk (*) force at least one of the conditional fields to become required when populated.
- Fields used only for manual orders are followed by (m).
- Fields used only for electronic orders are followed by (e).

See the **Data Element Dictionary** Section for additional information on each of the fields listed below.

10.7.5.1 LNA = N

PS (2-wire DID UNE Combination) LNA = N		
Required	Conditional	Optional
PON (m)	VER (m)	LOCNUM (m)
ATN (m)	LNECLS SVC (e)	LOCNUM (Detail) (e)
RSQTY	NOTYP	LNEX
PG_OF_ (m)	TC TO PRI	TSP
LNUM	TC TO SEC	ECCKT (e)
LNA = " N "	TCID	FPI
TNS	TC NAME	SDI
ISPID	TC PER	MATN
ECCKT (m)	TC FR (e)	TC OPT*
PIC	JK CODE	JR*
LPIC	JK NUM	NIDR*
	JK POS	BA*
	IWJK	FEATURE DETAIL

- continued -

- continued -

PS (2-wire DID UNE Combination) LNA = N		
Required	Conditional	Optional
	IWJQ	
	BLOCK	
	FA	
	FEATURE	

" " = mandatory entry; * = when this optional field is populated, it forces at least one of the conditional fields to become REQUIRED; (m) = for manual ordering only; (e) = for electronic ordering only

10.7.5.2 LNA = C

PS (2-wire DID UNE Combination) LNA = C		
Required	Conditional	Optional
PON (m)	VER (m)	LOCNUM (m)
ATN (m)	NO TYP	LOCNUM (Detail) (e)
RSQTY	TC TO PRI	LNEX
PG_OF_ (m)	TC TO SEC	LNECLS SVC (e)
LNUM	TCID	TSP
LNA = " C "	TC NAME	FPI
TNS	TC PER	PIC
ISPID	TC FR (e)	LPIC
ECCKT	JK CODE	SDI
	JK NUM	MATN
	JK POS	TC OPT*
	IWJK	JR*
	IWJQ	NIDR*
	BLOCK	BA*
	FA	

- continued -

- continued -

PS (2-wire DID UNE Combination) LNA = C		
Required	Conditional	Optional
	FEATURE	
	FEATURE DETAIL	

" " = mandatory entry; * = when this optional field is populated, it forces at least one of the conditional fields to become REQUIRED; (m) = for manual ordering only; (e) = for electronic ordering only

10.7.5.3 LNA = D

PS (2-wire DID UNE Combination) LNA = D		
Required	Conditional	Optional
PON (m)	VER (m)	LOCNUM (m)
AN (m) or ATN (m)	NOTYP	LOCNUM (Detail) (e)
RSQTY	TC TO PRI	LNEX
PG_OF_ (m)	TC TO SEC	LNECLS SVC (e)
LNUM	TCID	ECCKT
LNA = " D "	TC NAME	SDI
TNS	TC PER	MATN
		TC OPT*

" " = mandatory entry; * = when this optional field is populated, it forces at least one of the conditional fields to become REQUIRED; (m) = for manual ordering only; (e) = for electronic ordering only

10.7.5.4 LNA = V

PS (2-wire DID UNE Combination) LNA = V		
Required	Conditional	Optional
PON (m)	VER (m)	LOCNUM (m)
ATN (m)	LNECLS SVC (e)	LOCNUM (Detail) (e)
RSQTY	NOTYP	LNEX
PG_OF_ (m)	TC TO PRI	TSP

- continued -

- continued -

PS (2-wire DID UNE Combination) LNA = V		
Required	Conditional	Optional
LNUM	TC TO SEC	ECCKT
LNA = " V "	TCID	SDI
TNS	TC NAME	MATN
ISPID	TC PER	TC OPT*
PIC	TC FR (<i>e</i>)	JR*
LPIC	LEAN	NIDR*
	LEATN	BA*
	JK CODE	FEATURE DETAIL
	JK NUM	
	JK POS	
	IWJK	
	IWJQ	
	BLOCK	
	FA	
	FEATURE	

" " = mandatory entry; * = when this optional field is populated, it forces at least one of the conditional fields to become REQUIRED; (*m*) = for manual ordering only; (*e*) = for electronic ordering only

10.8 Digital Direct Intergration Terminationl Service (DDITS) - DS1

10.8.1 DDITS-DS1 / 4 WIRW UNBUNDLED SWITCHED UNE COMBINATION

10.8.2 DDITS–DS1 Form/Instructions

DDITS-DS1 / 4 WIRE REBUNDLED SWITCHED UNE COMBINATION:

1. Complete Local Service Request (LSR) form
Note: REQTYPE M ACTYPE Restricted to V or C in all states except Georgia or as specified in contract.
2. Complete End User Information (EUI) form.
3. Activity: New _____ Conversion to UNE Combination only _____
Conversion to UNE Combination with other Changes _____ Change _____
Ckt. ID _____
4. End User Name: _____
5. PON: _____
6. Number of DDITS-DS1 / 4 Wire Rebundled Switched UNE Combination circuits: _____
7. System Capacity: _____
8. Circuit Location One (CKL - 1) Central Office: _____
CKL - 1 Wire Center (NPA/NXX): _____
Is this a Foreign Exchange or Foreign Central Office serving arrangement? Yes ___ No ___
- Circuit Location Two (CKL - 2) Subscriber Name: _____
CKL - 2 Address: _____
CKL - 2 BellSouth Serving Wire Center (NPA/NXX): _____
CKL - 2 Contact Person / Telephone Number: _____
Type Network Interface Jack: _____ Number of Network Interface Jacks: _____
CKL-2 Is CSU more than 100 feet from demarcation point? Yes ___ No ___
CKL-2 Is inside wiring required past the demarcation point? Yes ___ No ___
9. Line Coding Required: Alternate Mark Inversion: Yes ___ No ___
Clear Channel Capability: Yes ___ No ___
10. Framing Format: D-4 Super Frame: Yes ___ No ___
Extended Super Frame: Yes ___ No ___
11. Type of Service to ride DDITS-DS1 / 4 Wire Rebundled Switched UNE Combination
Number of DID Trunks: _____ Number of 2-way DID Trunks with User Transfer: _____
Number of Inward Only Trunks: _____ Number of Outward Only Trunks: _____
Number of 2-Way/Combination Trunks: _____
** Note: For trunk services to be ordered, attach DDITS/Rebundled Switched UNE Combination Trunk Services Ordering Document. If redirecting existing DID numbers, list all numbers to be redirected, trunk group number and route index number.
12. Is Independent Telephone Company (ITC) involved? Yes ___ No ___
If yes, provide the following information: ITC Name/Contact Number: _____
LSO (NPA/NXX) _____ Total Miles: _____ BellSouth Miles: _____

13.		Remarks
14.	COMPETITIVE LOCAL EXCHANGE CARRIER	NAME:
15.	Authorized Representative Name	(Typed or Printed):
16.	Authorized Representative Telephone	Number:
17.	Authorized Representative Signature: _____	18. Date:

REQTYP M - Unbundled Network Element
Switched Combinations

Issue 9L, March 30, 2001

1 DDITS-DS1 / 4 WIRE REBUNDLED SWITCHED UNE COMBINATION:	
2	
Field	Field Definitions
3 1. Complete Local Service Request Form (LSR)	1. This information is provided by the CLEC. See CLEC Resale Order Guide for form.
4 2. Complete End User Information Form (EU)	2. This information is provided by the CLEC. See CLEC Resale Order Guide for form.
5 3. Activity	3. Identifies the activity type for request. If change, existing circuit ID required.
6 4. End User Name	4. Identifies the name of the customer (Company name) the service is for.
7 5. PON (Purchase Order Number)	5. Identifies the CLEC unique order or requisition number that authorizes the issuance of this request.
8	
9 6. InterLATA PIC (Presubscription Indicator Code)	6. Identifies the presubscription indicator code of the carrier the customer has selected for interLATA traffic.
10	
11 7. IntraLATA PIC (Primary Intraexchange Carrier)	7. Identifies the presubscription indicator code of the primary intraexchange carrier the customer has selected for intraLATA traffic.
12	
13 8. Payment Type	8. Check appropriate type of payment plan based on the customer's request. Note: As indicated, some payment plans require a signed Service Agreement document. See your BellSouth Account Team representative for forms.
14	
15	
16 9. Number of MegaLink Channel Service / BellSouth Channelized Trunks Service / Wireless DS1 circuits.	9. Indicates quantity of MegaLink Channel Service (MLCS) / BellSouth Channelized Trunks service / Wireless DS1 circuits required based on the customer's request.
17	
18 10. System Capacity	10. Indicates the MLCS basic system capacity size (number of equivalent channels) or type of Wireless DS1 termination based on the customer's request.
19	
20 Wireless DS1 Termination	
21	
22 11. Circuit Location One (CKL 1)	
23 11. Subscriber Name	11. Enter the subscribing customer's name (Company name) at the service address designated as the originating point (circuit location one) of the MLCS circuit.
24	
25 11a. Subscriber Address	11a. Enter the subscriber's service address designated as circuit location one.
26 11b. End User BellSouth Serving Wire Center	11b. Identifies the 6-digit NPA-NXX (area code plus local exchange prefix) of the BellSouth Serving Wire Center for the subscriber service address at circuit location one.
27	
28 11c. Contact Person / Telephone Number	11c. Enter name and telephone number of contact person at service address for circuit location one.
29	
30 11d. Network Interface Jack	11d. Indicates the particular registered or non-registered jack used to terminate the service at circuit location one. Familiarization with the FCC's registration rules is requisite for all parties involved for the determination of the proper jack.
31	
32	
33 11e. Number of Network Interface Jacks	11e. Indicates the quantity of network interface jacks required at circuit location one.
34 11f. Channel Service Unit Location	11f. Indicates if the channel service unit (CSU) is more than 100 feet from the demarcation point at circuit location one. Check yes or no.
35	
36 11g. Inside Wire Location	11g. Indicates if inside wiring past the demarcation point is a requirement at circuit location one. Check yes or no.
37	
38 Circuit Location Two (CKL 2)	**NOTE: CKL 2 information required if Wireless service is being requested.
39 11h. Address	11h. Enter the serving wire center service address for circuit location two (CKL 2).
40 11i. Serving Wire Center	11i. Enter the NPA/NXX for the serving wire center for circuit location two (CKL 2).
41 11j. CLLI code	11j. Enter the eleven character CLLI code for the serving wire center for circuit location two (CKL 2)
42	
43 12. Line Coding	12. Identifies the type of line coding required based on the customer's service request.
44 13. Framing Format	13. Identifies the type of frame formatting required based on customer's service request.
45 14. Services To Ride MegaLink Channel / BellSouth Channelized Trunks	14. Identifies types of services to ride MegaLink Channel / BellSouth Channelized Trunk Service. Indicate the appropriate services based on the customer's request.
46	
47 15. New Direct Inward Dial (DID) Trunks	15. If new Direct Inward Dial (DID) trunks are ordered, attach DID Ordering Document. See your BellSouth Account Team representative for form.
48	
49 Existing Direct Inward Dial (DID) Numbers	If redirecting existing Direct Inward Dial (DID) numbers , list all numbers to be redirected, trunk group number and route index number and attach to this document.
50	
51	
52 16. Independent Telephone Company Involved	16. Indicates if service will originate or terminate in ITC. Check yes or no.
53 17. Remarks or related/associated contract	17. Remarks or related/associated contract information.
54 18. Competitive Local Exchange Carrier Name	18. Identifies the end user's Competitive Local Exchange Carrier (Company name).
55 19. Authorized Representative Name	19. Identifies the CLEC representative authorized to request service on behalf of the end user.
56	
57 20. Authorized Representative Telephone Number	20. Identifies the authorized CLEC representative's telephone number.
58 21. Authorized Representative Signature	21. Enter the signature of the CLEC representative indicated at line item 20.
59 22. Date	22. Enter date order request submitted to BellSouth.
60	

Figure 9 BellSouth® DDITS-DS1 Instructions

10.9 Digital Direct Intergration Termination Service (DDITS) - Trunk Service

10.9.1 Description

BellSouth Interconnection will offer to combine its Unbundled Network Elements (UNEs) to its CLEC customers in all nine states. This offering for a **4–Wire Digital Trunk Port with a 4–Wire Digital Loop** is known as Digital Direct Intergration Termination Service (DDITS)-Trunk Service service consists of five (5) services that when ordered, will provide CLECs an end-to-end service for their end users. This service is *onervicedly available* when a combination of elements currently exists on the BellSouth network at the premise location.

The product offerings are:

- 2–way Trunk side digital CPE port on a 4–Wire digital loop
- 1–way Outward trunk side digital CPE port on a 4–Wire digital loop
- 1–way Inward trunk side digital CPE port **without** DID on a 4–Wire digital loop
- 1–way Inward trunk side digital CPE port **with** DID on a 4–Wire digital loop
- 2–way Direct Inward Dialing (DID)digital CPE with User Transfer

10.9.2 Ordering Forms

The following chart illustrates the required, conditional and optional forms for ordering this service. Detailed information will follow to assist you in filling out each of these forms.

R	Forms												
REQTYP / SERVICE TYPE	SI	LSR	Hunt-ing	EU	DL	DSCR	RS	DRS	PS	NP	LS	LSNP	Proprietary
M - (UNE COMBOS-)	R	R		R	O	O							R

R = Required C = Conditional O = Optional

10.9.2.1 Completing the LSR and EU Forms

The Required, Conditional, and Optional (R/C/O) fields on the LSR and EU forms will be given for every valid REQTYP/ACT combination in the **REQTYP / ACT Combination** Section.

The following chart shows all of the valid account level activities for this requisition type.

	ACTIVITY TYPE (ACCOUNT LEVEL)												
REQTYP	N	C	D	T	R	V	S	B	W	L	Y	P	Q
M - (UNE COMBOS)	X*	X	X			X							

Note: " X " denotes valid account level activities. A blank entry indicates a non-valid account level activity.

* = *Currently, the Activity Type of N is allowed only in Georgia. Contact your Account Team for additional information.*

Account level activities (ACT) apply to the entire account. The ACTs are defined below:

N = New installation and/or account

C = Change an existing account (e.g., Rearrangement, Partial disconnect or addition)

D = Disconnection

T = Outside move of end user location

R = Record activity is for ordering administrative changes

V = Full Conversion of service **as specified** to new Local Service Provider (LSP)

S = Seasonal suspend or restore partial account

B = Restore **full** account or restore denied account

W = Full Conversion of service **as is**

L = Seasonal suspension **full** account

Y = Deny (non-payment)

P = Conversion of service **as specified:** Partial Migration - Initial

Q = Conversion of service **as specified:** Partial Migration - Subsequent

10.9.2.2 Completing the DL and DSCR Forms

If directory listings are required, please refer to **REQTYP J** for more information on completing the DL and DSCR forms.

10.9.3 REQTYP / ACT Combinations: REQTYP M (DDITS UNE COMBO)

The following charts show the Required, Conditional and Optional (R/C/O) fields on the LSR and EU forms/screens for the valid REQTYP/ACT combinations. All unmentioned fields are either invalid, not applicable or prohibited. Populating any other fields may result in a fatal reject or a clarification of the service request.

Please note the following codes:

- Mandatory entries are indicated by quotation marks ("xxx").
- Optional fields marked with an asterisk (*) force at least one of the conditional fields to become required when populated.
- Fields used only for manual orders are followed by (m).
- Fields used only for electronic orders are followed by (e).

See the **Data Element Dictionary** Section for additional information on each of the fields listed below.

10.9.3.1 REQTYP M / ACT N

LSR — REQTYP M / ACT N (DDITS - UNE COMBOS)		
Required	Conditional	Optional
AECN (m)	VER (m)	APPTIME-DDD (m)
PON (m)	LOCQTY (m)	PROJECT (m)
AN (m) or ATN (m)	SUP (m)	SPEC (m)
PG_OF_ (m)	ALTIMPCON-TEL NO. (m)	RPON (m)
SC = " LCSC " (m)	DFDT (m)	VTA(m)
D/TSENT (m)	CIC (m)	IMPCON-PAGER (m)
DDD (m)	BI2 (m)	ALTIMPCON* (m)
REQTYP = " MB" (m)	BAN2 (m)	ALTIMPCON- PAGER (m)
ACT = " N " (m)		HUNTING (See Hunting Section) (m)
CC (m)		REMARKS (m)
TOS (m)		LST (m)
BAN1 (m)		ALBR (m)
INIT (m)		SCA (m)
INIT-TEL NO. (m)		
INIT-FAX NO. (m)		
IMPCON (m)		

- continued -

- continued -

LSR — REQ TYP M / ACT N (DDITS - UNE COMBOS)		
Required	Conditional	Optional
IMPCON-TEL NO. (m)		
MAN = C9999 (m)		

" " = mandatory entry; * = when this optional field is populated, it forces at least one of the conditional fields to become REQUIRED; (m) = for manual ordering only; (e) = for electronic ordering only

EU — REQ TYP M/ ACT N (DDITS - UNE COMBOS)		
Required	Conditional	Optional
PON (m)	VER (m)	LOCNUM (Header) (m)
AN (m) or ATN (m)	SASF (m)	EU-FLOOR (m)
PG_OF_ (m)	SASD (m)	EU-ROOM (m)
LOCNUM (Detail) (m)	SATH (m)	EU-BLDG (m)
SASN (m)	SASS (m)	LCON-NAME (m)
SANO (m) or SADLO (m)	IWCON (m)	LCON-TEL NO. (m)
EU-NAME (m)	IWCON-TEL NO. (m)	ACC (m)
EU-CITY (m)		WSOP (m)
EU-STATE (m)		IWO* (m)
EU-ZIP CODE (m)		

" " = mandatory entry; * = when this optional field is populated, it forces at least one of the conditional fields to become REQUIRED; (m) = for manual ordering only; (e) = for electronic ordering only

10.9.3.2 REQ TYP M / ACT C

LSR — REQ TYP M / ACT C (DDITS - UNE COMBOS)		
Required	Conditional	Optional
AECN (m)	VER (m)	APPTIME-DDD (m)
PON (m)	LOCQTY (m)	PROJECT (m)

- continued -

LSR — REQTYP M / ACT C (DDITS - UNE COMBOS)		
Required	Conditional	Optional
AN (m) or ATN (m)	SUP (m)	SPEC (m)
PG_OF_ (m)	ALTIMPCON-TEL NO. (m)	RPON (m)
SC = " LCSC " (m)	DFDT (m)	VTA(m)
D/TSENT (m)	CIC (m)	IMPCON-PAGER (m)
DDD (m)	BI2 (m)	ALTIMPCON* (m)
REQTYP = " MB" (m)	BAN2 (m)	ALTIMPCON- PAGER (m)
ACT = " C " (m)		HUNTING (See Hunting Section) (m)
CC (m)		REMARKS (m)
TOS (m)		LST (m)
BAN1 (m)		ALBR (m)
INIT (m)		SCA (m)
INIT-TEL NO. (m)		
INIT-FAX NO. (m)		
IMPCON (m)		
IMPCON-TEL NO. (m)		
MAN = C9999 (m)		

" " = mandatory entry; * = when this optional field is populated, it forces at least one of the conditional fields to become REQUIRED; (m) = for manual ordering only; (e) = for electronic ordering only

EU — REQTYP M/ ACT C (DDITS - UNE COMBOS)		
Required	Conditional	Optional
PON (m)	VER (m)	LOCNUM (Header)* (m)
AN (m) or ATN (m)	SASF (m)	LCON-NAME (m)
PG_OF_ (m)	SASD (m)	LCON-TEL NO. (m)

- continued -

EU — REQ TYP M/ ACT C (DDITS - UNE COMBOS)		
Required	Conditional	Optional
LOCNUM (Detail) (<i>m</i>)	SATH (<i>m</i>)	ACC (<i>m</i>)
SASN (<i>m</i>)	SASS (<i>m</i>)	WSOP (<i>m</i>)
SANO (<i>m</i>) or SADLO (<i>m</i>)	IWCON (<i>m</i>)	IWO* (<i>m</i>)
EU-NAME (<i>m</i>)	IWCON-TEL NO. (<i>m</i>)	DISC NBR*(<i>m</i>)
EU-CITY (<i>m</i>)	DQTY (<i>m</i>)	
EU-STATE (<i>m</i>)	DNUM (<i>m</i>)	
EU-ZIP CODE (<i>m</i>)		

" " = mandatory entry; * = when this optional field is populated, it forces at least one of the conditional fields to become REQUIRED; (*m*) = for manual ordering only; (*e*) = for electronic ordering only

10.9.3.3 REQ TYP M / ACT D

LSR — REQ TYP M / ACT D (DDITS - UNE COMBOS)		
Required	Conditional	Optional
AECN (<i>m</i>)	VER (<i>m</i>)	DFDT (<i>m</i>)
PON (<i>m</i>)	LOCQTY (<i>m</i>)	RPON (<i>m</i>)
AN (<i>m</i>) or ATN (<i>m</i>)	SUP (<i>m</i>)	IMPCON* (<i>m</i>)
PG_OF_ (<i>m</i>)	IMPCON-TEL NO. (<i>m</i>)	IMPCON-PAGER (<i>m</i>)
SC = " LCSC " (<i>m</i>)	ALTIMPCON-TEL NO. (<i>m</i>)	ALTIMPCON* (<i>m</i>)
D/TSENT (<i>m</i>)	CIC (<i>m</i>)	ALTIMPCON- PAGER (<i>m</i>)
DDD (<i>m</i>)	BI2 (<i>m</i>)	
REQ TYP = " MB" (<i>m</i>)	BAN2 (<i>m</i>)	

- continued -

- continued -

LSR — REQTYP M / ACT D (DDITS - UNE COMBOS)		
Required	Conditional	Optional
ACT = " D " (<i>m</i>)		
CC (<i>m</i>)		
TOS (<i>m</i>)		
BAN1 (<i>m</i>)		
INIT (<i>m</i>)		
INIT-TEL NO. (<i>m</i>)		
INIT-FAX NO. (<i>m</i>)		
MAN = C9999 (<i>m</i>)		

" " = mandatory entry; * = when this optional field is populated, it forces at least one of the conditional fields to become REQUIRED; (*m*) = for manual ordering only; (*e*) = for electronic ordering only

EU — REQTYP M/ ACT D (DDITS - UNE COMBOS)		
Required	Conditional	Optional
PON (<i>m</i>)	VER (<i>m</i>)	LOCNUM (Header)* (<i>m</i>)
AN (<i>m</i>) or ATN (<i>m</i>)	DQTY (<i>m</i>)	LCON-NAME (<i>m</i>)
PG_OF_ (<i>m</i>)	FB-BILLNM (<i>m</i>)	LCON-TEL NO. (<i>m</i>)
EU-NAME (<i>m</i>)	FB-STREET (<i>m</i>)	FB-SBILLNM (<i>m</i>)
LOCNUM (Detail) (<i>m</i>)	FB-CITY (<i>m</i>)	FB-FLOOR (<i>m</i>)
	FB-STATE (<i>m</i>)	FB-ROOM (<i>m</i>)
	FB-ZIP CODE(<i>m</i>)	TC OPT* (<i>m</i>)
	DNUM (<i>m</i>)	TER *(<i>m</i>)
	DISC NBR (<i>m</i>)	
	TC TO PRI (<i>m</i>)	
	TC TO SEC (<i>m</i>)	
	TCID (<i>m</i>)	

- continued -

- continued -

EU — REQ TYP M/ ACT D (DDITS - UNE COMBOS)		
Required	Conditional	Optional
	TC NAME (<i>m</i>)	
	TC PER (<i>m</i>)	

" " = mandatory entry; * = when this optional field is populated, it forces at least one of the conditional fields to become REQUIRED; (*m*) = for manual ordering only; (*e*) = for electronic ordering only

10.9.3.4 REQ TYP M / ACT V

LSR — REQ TYP M / ACT V (DDITS - UNE COMBOS)		
Required	Conditional	Optional
AECN (<i>m</i>)	VER (<i>m</i>)	APPTIME-DDD (<i>m</i>)
PON (<i>m</i>)	LOCQTY (<i>m</i>)	PROJECT (<i>m</i>)
AN (<i>m</i>) or ATN (<i>m</i>)	SUP (<i>m</i>)	SPEC (<i>m</i>)
PG_OF_ (<i>m</i>)	ALTIMPCON-TEL NO. (<i>m</i>)	RPON (<i>m</i>)
SC = " LCSC " (<i>m</i>)	DFDT (<i>m</i>)	VTA (<i>m</i>)
D/TSENT (<i>m</i>)	CIC (<i>m</i>)	IMPCON-PAGER (<i>m</i>)
DDD (<i>m</i>)	BI2 (<i>m</i>)	ALTIMPCON* (<i>m</i>)
REQ TYP = " MB" (<i>m</i>)	BAN2 (<i>m</i>)	ALTIMPCON- PAGER (<i>m</i>)
ACT = " V " (<i>m</i>)	DSGCON-STREET (<i>m</i>)	HUNTING (See Hunting Section) (<i>m</i>)
CC (<i>m</i>)	DSGCON-CITY (<i>m</i>)	REMARKS (<i>m</i>)
TOS (<i>m</i>)	DSGCON-STATE (<i>m</i>)	DFDT (<i>m</i>)
BAN1 (<i>m</i>)		DRC* (<i>m</i>)
INIT (<i>m</i>)		CHC* (<i>m</i>)
INIT-TEL NO. (<i>m</i>)		EXP (<i>m</i>)

- continued -

- continued -

LSR — REQTYP M / ACT V (DDITS - UNE COMBOS)		
Required	Conditional	Optional
INIT-FAX NO. (<i>m</i>)		ALBR (<i>m</i>)
DSGCON (<i>m</i>)		DSGCON-FAX NO. (<i>m</i>)
DSGCON-TEL NO. (<i>m</i>)		
IMPCON (<i>m</i>)		
IMPCON-TEL NO. (<i>m</i>)		
MAN = C9999 (<i>m</i>)		
LSO (<i>m</i>)		

" " = mandatory entry; * = when this optional field is populated, it forces at least one of the conditional fields to become REQUIRED; (*m*) = for manual ordering only; (*e*) = for electronic ordering only

EU — REQTYP M/ ACT V (DDITS - UNE COMBOS)		
Required	Conditional	Optional
PON (<i>m</i>)	VER (<i>m</i>)	LOCNUM (Header)* (<i>m</i>)
AN (<i>m</i>) or ATN (<i>m</i>)	DQTY (<i>m</i>)	LCON-NAME (<i>m</i>)
PG_OF_ (<i>m</i>)	FB-BILLNM (<i>m</i>)	LCON-TEL NO. (<i>m</i>)
LOCNUM (Detail) (<i>m</i>)	FB-STREET (<i>m</i>)	FB-SBILLNM (<i>m</i>)
SASN (<i>m</i>)	FB-CITY (<i>m</i>)	FB-FLOOR (<i>m</i>)
SANO (<i>m</i>) or SADLO (<i>m</i>)	FB-STATE (<i>m</i>)	FB-ROOM (<i>m</i>)
EU-NAME (<i>m</i>)	FB-ZIP CODE (<i>m</i>)	TC OPT* (<i>m</i>)
EU-CITY (<i>m</i>)	FB-BILLCON-TEL NO.(<i>m</i>)	FBI* (<i>m</i>)
EU-STATE (<i>m</i>)	DNUM (<i>m</i>)	EU-ROOM (<i>m</i>)
EU-ZIP CODE (<i>m</i>)	DISC NBR (<i>m</i>)	EU-BLDG (<i>m</i>)

- continued -

- continued -

EU — REQTYP M/ ACT V (DDITS - UNE COMBOS)		
Required	Conditional	Optional
ERL (m)	TC TO PRI (m)	SASF (m)
	TC TO SEC (m)	SASD (m)
	TCID (m)	SATH (m)
	TC NAME (m)	SASS (m)
	TC PER (m)	EUMI (m)
	EAN (m) or EATN (m)	ACC (m)
	IWCON (m)	WSOP (m)
	IWCON-TEL NO. (m)	

10.9.4 DDITS UNE Combos Form/Instructions

DDITS-UNE COMBINATIONS (TRUNKS):

- Complete Local Service Request (LSR) form.
Note: REQTYPE MACTYPE Restricted to N, V, C, or D
- Complete End User Information (EUI) form
- Agency: User: Convenience with change: Change to existing service: Disconnect trunk group: Disconnect partial trunk group:
- End User Name: IntraLATA FCC: IntraLATA: FCC:
- RON:
- Type of trunk group (G):
1-Way Inward with DID: 1-Way Inward without DID:
2-Way DID with User Transfer:
3-Way Combo: (If 3-Way Combo provide the following information)
(NOTE: 3-Way Combo is only available in SESS and EWSB)
a. Type of Fading from customer to BellSouth switch: Dual Pulse (DP)
Multifrequency (MF) Dual Tone Multifrequency (DTMF)
b. Type of Start Signal provided by BellSouth to the customer switch: Wink
Immediate Delay Dial Dialtone Dialtone with Wink
(NOTE: IM is not available in the DMS-100. Dual tone with Wink is only available in the SESS)
c. Is the CPE terminated on calls from the customer to the BellSouth switch?
YES NO
(NOTE: only required for DMS-100)
d. Type of Fading of calls from the BellSouth switch to the customer:
Dual Pulse (DP) Multifrequency (MF) Dual Tone Multifrequency (DTMF) None
(NOTE: if Fading is none, this must be DM)
e. Type of Start Signal provided by the customer on calls from the BellSouth switch to the customer: Wink Delay Dial Immediate None
f. Method of trunk selection used by the customer on calls from the customer to the BellSouth switch: LH HL MF LI CL CC
g. Does CPE yield to Glare? YES NO
h. IntraLATA FCC:
- 10 Digit Billing Telephone Number:
- 1-Way DID with User Transfer (B) 2-Way DID with User Transfer provide the following information:
a. Type of Fading from customer to BellSouth switch: Dual Pulse (DP)
Multifrequency (MF) Dual Tone Multifrequency (DTMF)
b. Type of Start Signal provided by BellSouth to the customer switch: Wink
Immediate Delay Dial Dialtone Dialtone with Wink
(NOTE: IM is not available in the DMS-100. Dual tone with Wink is only available in the SESS)
(NOTE: only required for DMS-100)
c. Type of Fading of calls from the BellSouth switch to the customer:
Dual Pulse (DP) Multifrequency (MF) Dual Tone Multifrequency (DTMF) None
(NOTE: if Fading is none, this must be DM)
d. Type of Start Signal provided by the customer on calls from the BellSouth switch to the customer: Wink Delay Dial Immediate None
e. Method of trunk selection used by the customer on calls from the customer to the BellSouth switch: LH HL MF LI CL CC
f. Does CPE yield to Glare? YES NO
g. IntraLATA FCC:
- 10 Digit Billing Telephone Number:
- 1-Way Outward (B) 1-Way Outward provide the following information:
a. Type of Fading: Dual Pulse (DP) Multifrequency (MF)
Dual Tone Multifrequency (DTMF)
b. Type of Start Signal: Wink Immediate Delay Dial
Dialtone Dialtone with Wink
(NOTE: IM is not available in the DMS-100. Dual tone with Wink is only available in the SESS)
c. IntraLATA FCC:
- Is the CPE terminated? YES NO
(NOTE: answer only required for the DMS-100)
- 10 Digit Billing Telephone Number:
- 1-Way or 1-Way Inward without DID, enter the telephone number range:
From: To:
From: To:
From: To:
From: To:
- End User BellSouth Serving Wire Center (SPANXX):
- Number of Trunks: 2-Way Combo: 1-Way Outward: 1-Way Inward with DID: 1-Way Inward without DID: 2-Way DID with User Transfer:
- Quantity of DID Numbers Required:
Numbers that cannot be used due to programming conflicts with End User CPE:
- Provide the following information:
Type of Fading: Dual Pulse (DP) Multifrequency (MF)
Dual Tone Multifrequency (DTMF)
Type of Start Signal: Wink Immediate Delay Dial
(DMS10 and LASSC will not be offered with this service)
13. Number of digits to be suppressed from BellSouth to End User's CPE:
14. CLLI (11 character) of the BellSouth switch where service is to be terminated:
15. Last End User's CPE type:
16. FVCO: YES NO (if you provide CLLI of FVPCO switch)
- User Transfer: YES NO
(NOTE: only available in the SESS or EWSB switches for 2-Way DID trunk side digital CPE port with User Transfer on a 4-Wire digital loop)
- Is Independent Telephone Company (ITC) involved? Yes No
If yes, provide the following information:
ITC Name: ITC Contact/Telephone Number:
LSO (SPANXX): Toll Miles: BellSouth miles:
- Switch type: SESS EWSB DMS100 DCO
- Type of Dialing Plan Restriction:
Note: Trunk Group type: 2-Way, 1-Way outward, 1-Way inward with DID, 1-Way Inward without DID, and 2-Way DID with User Transfer. Dialing Plan Restriction used only for 1-Way outward and 2-Way trunk groups. What type of Dialing Plan Restriction (for each trunk group number)? Examples: POP's (ensure no restrictions - VBR, CRRN, CRRN, CRRN, Extended Local Calling Plan Name, toll restricted, selective carrier routing, etc. Selective Carrier Routing is required if the CLEC requires 0110 D trunk, 9-0110W 411, 10+ ENP A +555-1212, 611) to be added to the CLEC's Operator Service. CLEC must have purchased Selective Carrier Routing via separate, existing ordering procedure.
a. 0-90 digit local, 10N7-411, 10+ ENP A +555-1212 should be routed to:
CLEC Customer's Operator Services:
CLEC Operator Service Trunk Group Number:
BellSouth Operator Services (EOPS):
- Dial Tone Provided by (only for 2-Way Combo and 1-Way Outward):
Central Office:
CPE:
BellSouth switch:

COMPETITIVE LOCAL EXCHANGE CARRIER NAME:
Authorized Representative Name (Typed or Printed):
Authorized Telephone Number:
Authorized Representative Signature:
Date:

Figure 10 BellSouth® UNE Combinations (Trunks) Form

REQTYP M - Unbundled Network Element Switched Combinations

Issue 9L, March 30, 2001

1	DDITS-UNE COMBINATIONS (TRUNKS):		Field	Field Definitions
2				
3				
4				
5				
6				
7				
8				
9				
10				
11				
12				
13				
14				
15				
16				
17				
18				
19				
20				
21				
22				
23				
24				
25				
26				
27				
28				
29				
30				
31				
32				
33				
34				
35				
36				
37				
38				
39				
40				
41				
42				
43				
44				
45				
46				
47				
48				
49				
50				

Figure 11 BellSouth® UNE Combinations (Trunks) Instructions

11. REQTYP N - DID Resale Service

11.1 Description

Direct Inward Dialing (DID) service is an inward only, trunk side service that enables customers to have fewer DID trunks/NARs than telephone numbers, while bypassing the PBX attendant.

With Non-DID PBX Service, inward or combination trunks originate in the central office and terminate in the customer's PBX common equipment. The PBX equipment generally switches each call to the PBX attendant, who screens the call and transfers it to the desired station.

With DID service, each PBX station to be dialed directly is assigned a seven digit exchange telephone number. When one of these DID numbers is dialed directly, the central office equipment:

- Determines the signaling needed by the PBX.
- Determines the number of digits to send.
- Determines the trunks/NARs for sending the message.
- Routes the incoming call to an inward trunk.
- Passes dialed digit information to the customer's PBX so that the PBX may route the call directly to the desired station.

There are three major components of DID service:

- DID numbers (sold in blocks of 20)
- DID trunks or NARs
- DID terminations (one per DID Trunk or NAR)

DID numbers and DID trunks are combined to provide DID Service. The number of DID trunks per DID station is dependent on the volume of anticipated incoming traffic. If the customer wants a combination of DID trunks and other trunks that go to an attendant, two or more Trunk Groups must be arranged.

A customer who anticipates growth may also reserve blocks of DID numbers. For example, if the customer's working DID numbers range from 6500 to 6559, the customer may wish to reserve two more blocks of 20 numbers, 6560 to 6599, so that their DID numbers may remain consecutive as the business grows. Rules and billing for reserved numbers vary by state. Please refer to the State Tariffs for additional information.

DID is generally available in most central offices; however PSIMS should be checked for available facilities and the Account Team will provide the Route Index and Trunk Group Number required for ordering and provisioning. The customer is responsible for providing interception of calls to vacant or non-working assigned DID numbers.

When ordering new DID arrangements the customer must provide the following:

11.1.1 1. TYPE OF START DIAL SIGNAL:

- **WINK START:** Wink Start – The PBX can identify the first 3 or 4 digits of the station number being accessed. In order to identify the last 3 or 4 digits the central office must signal back to the PBX to prepare to accept these digits. The PBX then signals back to the central office to send the digits.
- **IMMEDIATE START:** As soon as the central office seizes a trunk, the central office machine immediately sends the called station digits back to the PBX for decoding.
- **DELAY DIAL:** Same as Wink Start except signals are not used. Delayed time intervals are used in place of signals to perform the identification process.

11.1.2 2. OTHER OPTIONAL TYPES OF SIGNALING:

- **DIAL PULSE:** Dial Pulse – transmits pulses that equate to rotary dial service. This is an automatic default that does not require an additional USOC.
- **MULTI-FREQUENCY:** Multi-frequency, which transmits tones that, are similar to TouchTone.
- **DUAL TONE MULTI-FREQUENCY:** Dual Tone Multi-frequency which transmits faster TouchTone signaling than Multi-frequency.

11.2 Ordering Forms/Screens

The following chart illustrates the required, conditional and optional forms/screens for ordering this service. Detailed information will follow to assist you in filling out each of these forms.

	Forms										
REQTYP / SERVICE TYPE	LSR	Hunt-ing	EU	DL	DSCR	RS	DRS	PS	NP	LS	LSNP
N - DID Resale	R		R	C *	C **		C				

R = Required C = Conditional O = optional

* = DL form/screen is required when the ACT is N, or T.

** = DSCR is required to indicate:

- Captions
- Degree Of Indent
- Irregular Placement

11.2.1 Completing the LSR and EU Forms/Screens

The Required, Conditional, and Optional (R/C/O) fields on the LSR and EU forms/screens will be given for every valid REQTYP / ACT combination in the REQTYP / ACT Combination Section.

The following chart shows all of the valid account level activities for this requisition type.

REQTYP	ACTIVITY TYPE (ACCOUNT LEVEL)												
	N	C	D	T	R	V	S	B	W	L	Y	P	Q
N - DID Resale Service	X	X	X	X		X			X			X	X

Note: " X " denotes valid account level activities. A blank entry indicates a non-valid account level activity.

Account level activities (ACT) apply to the entire account. The ACTs are defined below:

N = New installation and/or account

C = Change an existing account (e.g., Rearrangement, Partial disconnect or addition)

D = Disconnection

T = Outside move of end user location

R = Record activity is for ordering administrative changes

V = Full Conversion of service **as specified** to new Local Service Provider (LSP)

S = Seasonal Partial Suspend or Restore Partial Account

B = Restore **full** account or restore denied account

W = Full Conversion of service **as is**

L = Seasonal Suspension **full** account

Y = Deny (non-payment)

P = Conversion of service **as specified**: Partial Migration - Initial

Q = Conversion of service **as specified**: Partial Migration - Subsequent

11.2.2 DID Trunk Activities (DTKACT)

REQTYP N uses *unique* activities instead of the more common line and feature level activities. These activities are listed below.

DID Trunk Activities apply to the specified trunk group only. The DTKACTs are defined below:

N = New / Add

C = Change

V = Conversion as specified

W = Conversion as is (Partial Migrations only)

11.2.3 Completing the DRS

The DID Resale Service (DRS) form/screen may or may not be required depending on the account level activity. Each account level activity has valid DID Trunk Activities (DTKACTs). These DTKACTs determine how, or if, the DRS form/screen should be populated.

The following chart gives the valid DTKACTs for each account level activity (ACT) and the associated DRS form/screen usage.

If ACT is:	Then DTKACT is:	And DRS form/screen is:
N	Prohibited	Not Required
C	N, C, V or W	Required
D	Prohibited	Not Required
T	Prohibited	Not Required
V	N, C, V or W	Required
W	Prohibited	Not Required
P	N, C, V or W	Required
Q	N, C, V or W	Required

The R/C/O fields for the DID Resale Service (DRS) form/screen are listed according to the DID Trunk Activity (DTKACT) in the DTKACT Tables Section.

11.2.4 Completing the DL and DSCR Forms/Screens

If directory listings are required, please refer to REQTYP J for more information on completing the DL and DSCR forms/screens.

11.3 REQTYP / ACT Combinations

The following charts show the Required, Conditional and Optional (R/C/O) fields on the LSR and EU forms/screens for the valid REQTYP / ACT combinations. All unmentioned fields are either invalid, not applicable or prohibited. Populating any other fields may result in a fatal reject or a clarification of the service request.

Please note the following codes:

- Mandatory entries are indicated by quotation marks ("xxx").
- Optional fields marked with an asterisk (*) force at least one of the conditional fields to become required when populated.

- Fields used only for manual orders are followed by (m).
- Fields used only for electronic orders are followed by (e).

See the **Data Element Dictionary** Section for additional information on each of the fields listed below.

11.3.1 REQTYP N / ACT N

LSR — REQTYP N / ACT N		
Required	Conditional	Optional
CCNA (m)	VER (m)	APPTIME-DDD (m)
PON (m)	LOCQTY (m)	PROJECT (m)
ATN (m)	DFDT (m)	CHC* (m)
PG_OF_ (m)	SUP (m)	EXP (m)
SC = " LCSC " (m)	DATED (m)	ALBR (m)
D/TSENT (m)	LSP AUTH DATE (m)	SCA (m)
DDD (m)	LSP AUTH NAME (m)	AGAUTH* (m)
REQTYP = " NB " (m)	CUST (m)	AUTHNM (m)
ACT = " N " (m)	DSGCON (m)	LST (m)
CC (m)	DSGCON-TEL NO. (m)	RPON (m)
LSO (m)	DSGCON-STREET (m)	LSP AUTH* (m)
TOS (m)	DSGCON-CITY (m)	VTA (m)
BAN1 (m)	DSGCON-STATE (m)	IMPON-PAGER (m)
INIT (m)	DSGON-ZIP CODE (m)	DRC* (m)
INIT-TEL NO. (m)	BI1 (m)	DSCGON-FAX NO (m)
INIT-FAX NO. (m)	BI2 (m)	ALTIMPON (m)

- continued -

- continued -

LSR — REQ TYP N / ACT N		
Required	Conditional	Optional
IMPCON (m)	ALTIMPCON-TEL NO. (m)	REMARKS (m)
IMPCON-TEL NO. (m)		

" " = mandatory entry; * = when this optional field is populated, it forces at least one of the conditional fields to become REQUIRED; (m) = for manual ordering only; (e) = for electronic ordering only

EU — REQ TYP N / ACT N		
Required	Conditional	Optional
PON (m)	VER (m)	EU-FLOOR (m)
ATN (m)	SASF (m)	EU-ROOM (m)
PG_OF_ (m)	SASD (m)	EU-BLDG (m)
EU-NAME (m)	SATH (m)	LCON-NAME (m)
SASN (m)	SASS (m)	LCON-TEL NO. (m)
SANO or SADLO (m)	LOCACT(m)	REMARKS (m)
EU-CITY (m)		
EU-STATE (m)		
EU-ZIP CODE (m)		

" " = mandatory entry; * = when this optional field is populated, it forces at least one of the conditional fields to become REQUIRED; (m) = for manual ordering only; (e) = for electronic ordering only

11.3.2 REQ TYP N / ACT C

LSR — REQ TYP N / ACT C		
Required	Conditional	Optional
CCNA	VER	APPTIME-DDD (m)
PON	LOCQTY	PROJECT
ATN	DFDT (m)	CHC* (m)
PG_OF_ (m)	SUP	EXP (m)

- continued -

LSR — REQ TYP N / ACT C		
Required	Conditional	Optional
SC = " LCSC "	DATED (m)	ALBR (m)
D/TSENT	LSP AUTH DATE (m)	SCA (m)
DDD	LSP AUTH NAME (m)	AGAUTH (m)
REQTYP = " NB "	CUST	AUTHNM (m)
ACT = " C "	BI1	LST (m)
CC	BI2	RPON
LSO	ALTIMPCON-TEL NO.	LSP AUTH* (m)
TOS	DSGCON	VTA (m)
BAN1	DSGCON-TEL NO.	IMPCON-PAGER
IMPCON	DSGCON-STREET	DRC* (m)
IMPCON-TEL NO.	DSGCON-CITY	DSGCON-FAX NO.
	DSGCON-STATE	ALTIMPCON
	DSGCON-ZIP CODE	REMARKS

" " = mandatory entry; * = when this optional field is populated, it forces at least one of the conditional fields to become REQUIRED; (m) = for manual ordering only; (e) = for electronic ordering only

EU — REQ TYP N / ACT C		
Required	Conditional	Optional
PON (m)	VER (m)	LOCNUM (Header)* (e)
ATN (m)	DQTY	EU-FLOOR
PG_OF_ (m)	EAN	EU-ROOM
LOCNUM (m)	EATN	EU-BLDG
LOCNUM (Detail) (e)	LOCACT	LCON-NAME

- continued -

- continued -

EU — <i>REQTYP N / ACT C</i>		
Required	Conditional	Optional
EU-NAME		LCON-TEL NO.
		REMARKS (m)

" " = mandatory entry; * = when this optional field is populated, it forces at least one of the conditional fields to become REQUIRED; (m) = for manual ordering only; (e) = for electronic ordering only

11.3.3 REQTYP N / ACT D

LSR — <i>REQTYP N / ACT D</i>		
Required	Conditional	Optional
CCNA	VER	APPTIME-DDD (m)
PON	LOCQTY	PROJECT
ATN	DFDT (m)	CHC* (m)
PG_OF_ (m)	SUP	EXP (m)
SC = " LCSC "	DATED (m)	ALBR (m)
D/TSENT	LSP AUTH DATE (m)	AGAUTH* (m)
DDD	LSP AUTH NAME (m)	AUTHNM (m)
REQTYP = " NB "	CUST	LST (m)
ACT = " D "	BI1	RPON
CC	BI2	LSP AUTH* (m)
LSO	IMPCON-TEL NO.	VTA (m)
TOS	ALTIMPCON-TEL NO.	IMPCON*
BAN1	DSGCON	IMPCON-PAGER
	DSGCON-TEL NO.	DRC* (m)
	DSGCON-STREET	DSGCON-FAX NO.
	DSGCON-CITY	ALTIMPCON

- continued -

- continued -

LSR — REQ TYP N / ACT D		
Required	Conditional	Optional
	DSGCON-STATE	REMARKS
	DSGCON-ZIP CODE	

" " = mandatory entry; * = when this optional field is populated, it forces at least one of the conditional fields to become REQUIRED; (*m*) = for manual ordering only; (*e*) = for electronic ordering only

EU — REQ TYP N / ACT D		
Required	Conditional	Optional
PON (<i>m</i>)	VER (<i>m</i>)	EU-FLOOR
ATN (<i>m</i>)	DQTY	EU-ROOM
PG_OF_ (<i>m</i>)	SASF	EU-BLDG
EU-NAME	FB-BILLNM	LCON-NAME
	FB-STREET	LCON-TEL NO.
	FB-CITY	FBI*
	FB-STATE	FB-SBILLNM
	FB-ZIP CODE	FB-FLOOR
	FB-BILLCON	FB-ROOM
	FB-BILLCON-TEL NO.	REMARKS (<i>m</i>)

" " = mandatory entry; * = when this optional field is populated, it forces at least one of the conditional fields to become REQUIRED; (*m*) = for manual ordering only; (*e*) = for electronic ordering only

11.3.4 REQ TYP N / ACT T

LSR — REQ TYP N / ACT T		
Required	Conditional	Optional
CCNA (<i>m</i>)	VER (<i>m</i>)	APPTIME-DDD (<i>m</i>)
PON (<i>m</i>)	LOCQTY (<i>m</i>)	PROJECT (<i>m</i>)
ATN (<i>m</i>)	DFDT (<i>m</i>)	CHC* (<i>m</i>)
PG_OF_ (<i>m</i>)	SUP (<i>m</i>)	EXP (<i>m</i>)

- continued -

LSR — <i>REQTYP N / ACT T</i>		
Required	Conditional	Optional
SC = " LCSC " (m)	DATED (m)	ALBR (m)
D/TSENT (m)	LSP AUTH DATE (m)	SCA (m)
DDD (m)	LSP AUTH NAME (m)	AGAUTH* (m)
DDDO (m)	CUST (m)	AUTHNM (m)
REQTYP = " NB " (m)	DSGCON (m)	LST (m)
ACT = " T " (m)	DSGCON-TEL NO. (m)	RPON (m)
CC (m)	DSCGON-STREET (m)	LSP AUTHNM* (m)
LSO (m)	DSCGON-CITY (m)	VTA (m)
TOS (m)	DSCGON-STATE (m)	IMPCON-PAGER (m)
BAN1 (m)	DSGCON-ZIP CODE (m)	DRC* (m)
INIT (m)	BI1 (m)	DSGCON-FAX NO. (m)
INIT-TEL NO. (m)	BI2 (m)	ALTIMPCON (m)
INIT-FAX NO. (m)	ALTIMPCON-TEL NO. (m)	REMARKS (m)
IMPCON (m)		
IMPCON-TEL NO. (m)		

" " = mandatory entry; * = when this optional field is populated, it forces at least one of the conditional fields to become REQUIRED; (m) = for manual ordering only; (e) = for electronic ordering only

EU — REQ TYP N / ACT T		
Required	Conditional	Optional
PON (m)	VER (m)	EU-FLOOR (m)
AN or ATN (m)	SASF (m)	EU-ROOM (m)
PG_OF_ (m)	SASD (m)	EU-BLDG (m)
EU-NAME (m)	SATH (m)	LCON-NAME (m)
SASN (m)	SASS (m)	LCON-TEL NO. (m)
SANO or SADLO (m)	LOCACT (m)	EUMI (m)
EU-CITY (m)		REMARKS (m)
EU-STATE (m)		
EU-ZIP CODE (m)		

" " = mandatory entry; * = when this optional field is populated, it forces at least one of the conditional fields to become REQUIRED; (m) = for manual ordering only; (e) = for electronic ordering only

11.3.5 REQ TYP N / ACT V

LSR — REQ TYP N / ACT V		
Required	Conditional	Optional
CCNA	VER	APPTIME-DDD (m)
PON	LOCQTY	PROJECT
ATN	DFDT (m)	CHC* (m)
PG_OF_ (m)	SUP	EXP (m)
SC = " LCSC "	DATED (m)	ALBR (m)
D/TSENT	LSP AUTH DATE (m)	AGAUTH* (m)
DDD	LSP AUTH NAME (m)	AUTHNM (m)
REQ TYP = " NB "	CUST	LST (m)
ACT = " V "	ALTIMPCON-TEL NO.	RPON

- continued -

- continued -

LSR — REQ TYP N / ACT V		
Required	Conditional	Optional
CC	DSGCON	LSP AUTH* (m)
LSO	DSGCON-TEL NO.	VTA (m)
TOS	DSGCON-STREET	IMPCON-PAGER
BAN1	DSGCON-CITY	DRC* (m)
INIT	DSGCON-STATE	DSGCON-FAX NO.
INIT-TEL NO.	DSGCON-ZIP CODE	ALTIMPCON
INIT-FAX NO.		REMARKS
IMPCON		
IMPCON-TEL NO.		
BCS (e)		

" " = mandatory entry; * = when this optional field is populated, it forces at least one of the conditional fields to become REQUIRED; (m) = for manual ordering only; (e) = for electronic ordering only

EU — REQ TYP N / ACT V		
Required	Conditional	Optional
PON (m)	VER (m)	LOCNUM (Header)*
ATN (m)	DQTY	EU-FLOOR
PG_OF_ (m)	SASF	EU-ROOM
LOCNUM (Detail)	SASD	EU-BLDG
EU-NAME	SATH	LCON-NAME
SASN	SASS	FBI*
SANO or SADLO	EATN	FB-SBILLNM
EU-CITY	FB-BILLNM	FB-FLOOR
EU-STATE	FB-STREET	REMARKS (m)
EU-ZIP CODE	FB-CITY	
ERL	FB-ZIP CODE	

- continued -

- continued -

EU — <i>REQTYP N / ACT V</i>		
Required	Conditional	Optional
	FB-BILLCON	
	FB-BILLCON-TEL NO.	
	LOCACT	

" " = mandatory entry; * = when this optional field is populated, it forces at least one of the conditional fields to become REQUIRED; (m) = for manual ordering only; (e) = for electronic ordering only

11.3.6 REQTYP N / ACT W

LSR — <i>REQTYP N / ACT W</i>		
Required	Conditional	Optional
CCNA	VER	APPTIME -DDD (m)
PON	LOCQTY	PROJECT
ATN	DFDT (m)	RPON
PG_OF_ (m)	SUP	IMPCON*
SC = " LCSC "	DATED (m)	IMPCON-PAGER
D/TSENT	CUST	DSGCON-FAX NO.
DDD	LSP AUTH DATE (m)	ALTIMPCON
REQTYP = " NB "	LSP AUTH NAME (m)	EXP (m)
ACT = " W "	BI1	ALBR (m)
CC	BI2	AGAUTH (m)
LSO	IMPCON-TEL NO.	LST (m)
TOS	ALTIMPCON-TEL NO.	LSP AUTH* (m)
BAN1	DSGCON	VTA (m)
INIT	DSGCON-TEL NO.	DRC * (m)

- continued -

- continued -

LSR — REQ TYP N / ACT W		
Required	Conditional	Optional
INIT-TEL NO.	DSGCON-CITY	REMARKS
INIT-FAX NO.	DSGCON-STATE	
	DSGCON-ZIP CODE	

" " = mandatory entry; * = when this optional field is populated, it forces at least one of the conditional fields to become REQUIRED; (m) = for manual ordering only; (e) = for electronic ordering only

EU — REQ TYP N / ACT W		
Required	Conditional	Optional
PON (m)	VER (m)	LOCNUM (Header)*
ATN (m)	DQTY	EU-FLOOR
PG_OF_ (m)	SASF	EU-ROOM
LOCNUM (Detail)	SASD	EU-BLDG
EU-NAME	SATH	LCON-NAME
SASN	SASS	LCON-TEL NO.
SANO or SADLO	EATN	FBI*
EU-CITY	FB-BILLNM	FB-SBILLNM
EU-STATE	FB-STREET	FB-FLOOR
EU-ZIP CODE	FB-CITY	FB-ROOM
	FB-STATE	REMARKS (m)
	FB-ZIP CODE	
	FB-BILLCON	
	FB-BILLCON-TEL NO.	
	LOCACT	

" " = mandatory entry; * = when this optional field is populated, it forces at least one of the conditional fields to become REQUIRED; (m) = for manual ordering only; (e) = for electronic ordering only

11.3.7 REQTYP N / ACT P

LSR — REQTYP N / ACT P		
Required	Conditional	Optional
CCNA	VER	APPTIME-DDD (m)
PON	LOCQTY	PROJECT
ATN	SUP	EXP (m)
PG_OF_ (m)	DATED (m)	AGAUTH* (m)
SC = " LCSC "	LSP AUTH DATE (m)	AUTHNM (m)
D/TSENT	LSP AUTH NAME (m)	LST (m)
DDD	CUST	RPON
REQTYP = " EB "	BI1	LSP AUTH* (m)
ACT = " P "	BI2	VTA (m)
CC	ALTIMPCON-TEL NO.	IMPCON-PAGER
LSO	DSGCON	ALTIMPCON
TOS	DSGCON-TEL NO .	DRC* (m)
BAN 1	DSGCON-STREET	DSGCON-FAX NO.
INIT	DSGCON-CITY	REMARKS
INIT-TEL NO.	DSGCON-STATE	
INIT-FAX NO.	DSGCON-ZIP CODE	
IMPCON		
IMPCON-TEL NO.		
BCS (e)		

" " = mandatory entry; * = when this optional field is populated, it forces at least one of the conditional fields to become REQUIRED; (m) = for manual ordering only; (e) = for electronic ordering only

EU — REQTYP N / ACT P		
Required	Conditional	Optional
PON (m)	VER (m)	EU-FLOOR
ATN (m)	DQTY	EU-ROOM
PG_OF_ (m)	SASF	EU-BLDG
EU-NAME	SASD	LCON-NAME
SASN	SATH	LCON-TEL NO.
SANO or SADLO	SASS	REMARKS (m)
EU-CITY	EATN	
EU-STATE	LOCACT	
EU-ZIP CODE		

" " = mandatory entry; * = when this optional field is populated, it forces at least one of the conditional fields to become REQUIRED; (m) = for manual ordering only; (e) = for electronic ordering only

11.3.8 REQTYP N / ACT Q

LSR — REQTYP N / ACT Q		
Required	Conditional	Optional
CCNA	VER	APPTIME-DDD (m)
PON	LOCQTY	PROJECT
ATN	SUP	EXP (m)
PG_OF_ (m)	DATED (m)	ALBR (m)
SC = " LCSC "	LSP AUTH DATE (m)	AGAUTH* (m)
D/TSENT	LSP AUTH NAME (m)	AUTHNM (m)
DDD	CUST	LST (m)
REQTYP = " NB "	BI1	RPON
ACT = " Q "	BI2	LSP AUTH* (m)
CC	ALTIMPCON-TEL NO.	VTA (m)

- continued -

- continued -

LSR — REQ TYP N / ACT Q		
Required	Conditional	Optional
LSO	DSGCON	IMPCON-PAGER
TOS	DSGCON-TEL NO.	DRC* (m)
BAN1	DSGCON-STREET	DSGCON-FAX NO.
INIT	DSGCON-CITY	ALTIMPCON
INIT-TEL NO.	DSGCON-STATE	REMARKS
INIT-FAX NO.	DSGCON-ZIP CODE	
IMPCON		
IMPCON-TEL NO.		
BCS (e)		

" " = mandatory entry; * = when this optional field is populated, it forces at least one of the conditional fields to become REQUIRED; (m) = for manual ordering only; (e) = for electronic ordering only

EU — REQ TYP N / ACT Q		
Required	Conditional	Optional
PON (m)	VER (m)	EU-FLOOR
ATN (m)	DQTY	EU-ROOM
PG_OF_ (m)	SASF	EU-BLDG
EU-NAME	SASD	LCON-NAME
SASN	SATH	REMARKS (m)
SANO or SADLO	SASS	
EU-CITY	EATN	
EU-STATE	LOCACT	
EU-ZIP CODE		

" " = mandatory entry; * = when this optional field is populated, it forces at least one of the conditional fields to become REQUIRED; (m) = for manual ordering only; (e) = for electronic ordering only

11.4 DTKACT Tables for REQ TYP N

The following charts show the Required, Conditional and Optional (R/C/O) fields for the DRS form/screen for the valid DID Trunk Activities (DTKACT). Please refer to the **Completing the DRS Form/Screen** Section for a listing of the valid DTKACTs for each account level activity. All unmentioned fields are either invalid, not applicable or prohibited. Populating any other fields may result in a fatal reject or a clarification of the service request.

Please note the following codes:

- Mandatory entries are indicated by quotation marks ("xxx").
- Optional fields marked with an asterisk (*) force at least one of the conditional fields to become required when populated.
- Fields used only for manual orders are followed by (m).
- Fields used only for electronic orders are followed by (e).

See the **Data Element Dictionary** Section for additional information on each of the fields listed below.

11.4.1 DTKACT = N

DRS <i>DTKACT</i> = N		
Required	Conditional	Optional
PON (<i>m</i>)	VER (<i>m</i>)	LOCNUM
ATN (<i>m</i>)	DTNRACT	DTNRQ*
PG_OF_ (<i>m</i>)	DTNR	DTGN
DIDNUM	BLOCK	DRTI
DTKACT = " N "		DSGNL (<i>e</i>)
DTK		BA*
DTLI		REMARKS (<i>m</i>)
DTKID		
DSGNL (<i>m</i>)		
DGOUT		
DPULSE		

" " = mandatory entry; * = when this optional field is populated, it forces at least one of the conditional fields to become REQUIRED; (*m*) = for manual ordering only; (*e*) = for electronic ordering only

11.4.2 DTKACT = C

DRS DTKACT = C		
Required	Conditional	Optional
PON (m)	VER (m)	LOCNUM
ATN (m)	DTNRACT	DTNRQ*
PG_OF_ (m)	DTNR	DTGN
DIDNUM	BLOCK	DRTI
DTKACT = " C "		DGOUT
DTK (e)		DPULSE
DTLI		DSGNL (e)
DSGNL (m)		BA*
DTKID		DTK (m)
		REMARKS (m)

" " = mandatory entry; * = when this optional field is populated, it forces at least one of the conditional fields to become REQUIRED; (m) = for manual ordering only; (e) = for electronic ordering only

11.4.3 DTKACT = V

DRS DTKACT = V		
Required	Conditional	Optional
PON (m)	VER (m)	LOCNUM
ATN (m)	DTNRACT	DTNRQ*
PG_OF_ (m)	DTNR	DTGN
DIDNUM	BLOCK	DRTI
DTKACT =" V "		DGOUT
DTK (e)		DPULSE
DTLI		DSGNL
DTKID		BA*

- continued -

- continued -

DRS DTKACT = V		
Required	Conditional	Optional
		DTK (m)
		REMARKS (m)

" " = mandatory entry; * = when this optional field is populated, it forces at least one of the conditional fields to become REQUIRED; (m) = for manual ordering only; (e) = for electronic ordering only

11.4.4 DTKACT = W

DRS DTKACT = W		
Required	Conditional	Optional
PON (m)	VER (m)	LOCNUM
ATN (m)	CKR (m)	DTNRQ*
PG_OF_ (m)	DTNRACT	DTGN
DIDNUM	DTNR	DRTI
DTKACT = " W "		DTLI
DTK (e)		DGOUT
DTKID		DPULSE
		DSGNL
		DTK (m)
		REMARKS

" " = mandatory entry; * = when this optional field is populated, it forces at least one of the conditional fields to become REQUIRED; (m) = for manual ordering only; (e) = for electronic ordering only

12. Wiring Non-Basic Inside and Outside

12.1 Wiring Non-Basic Inside and Outside

Non-Basic Inside wire includes telecommunications wire and associated material, and station wire or cable, located on the customer side of the Network Interface or Demarcation point. Outside wire includes drop wires, protector, and/or Network Interface/Demarcation point located before the customer side of the Network Interface.

12.1.1 Ordering Forms

The following chart illustrates the required, conditional and optional forms for ordering this service. Detailed information will follow to assist you in filling out each of these forms.

REQTYP / SERVICE TYPE	Forms												
	SI	LSR	Hunting	EU	DL	DSCR	RS	DRS	PS	NP	LS	LSNP	Proprietary
E, P, or M NON-BASIC WIRE		R		R			R		R				

R = Required C = Conditional O = Optional

12.1.1.1 Completing the LSR and EU Forms

The Required, Conditional, and Optional (RCO) fields on the LSR and EU forms will be given for every valid REQ TYP/ACT combination in the **REQ TYP / ACT Combination** Section.

The following chart shows all of the valid Account Level Activity Type for this requisition type.

REQ TYP	ACTIVITY TYPE (ACCOUNT LEVEL)													
	N	C	D	T	R	V	S	B	W	L	Y	P	Q	
E, P, or M NON-BASIC WIRE		X												

Note: " X " denotes valid account level activities. A blank entry indicates a non-valid account level activity.

Account level activities (ACT) apply to the entire account. The ACTs are defined below:

⇒ C = Change an existing account (e.g., Rearrangement, Partial disconnect or addition)

12.1.1.2 Completing the RS, PS Forms

The Resale Service (RS), Port Service (PS), forms will be **Required** per type of product services requesting.

Line level activities (LNA) apply to the specified line only. The LNAs are defined below:

⇒ C = Change or Modification to an Existing Line

The following chart gives the valid LNAs for each account level activity (ACT) and the associated forms usage.

If ACT is:	Then LNA is	And RS, PS forms is:
C	C	Required

The RCO fields for the Resale Service (RS), Port Service (PS) Forms are listed according to the Line Level Activity (LNA) in the **LNA Tables** Section.

12.1.2 REQ TYP / ACT Combinations

The following charts show the Required, Conditional and Optional (RCO) fields on the LSR and EU forms for the valid REQ TYP /ACT combinations. LSR and EU forms for a valid REQ TYP/ACT combination are paired together. All unmentioned fields are either invalid, not applicable or prohibited. Populating any other fields may result in a fatal reject or a clarification of the service request.

Please note the following codes:

- Mandatory entries are indicated by quotation marks ("xxx").
- Optional fields marked with an asterisk (*) force at least one of the conditional fields to become required when populated.
- Fields used only for manual orders are followed by (m).
- Fields used only for electronic orders are followed by (e).

See the **Data Element Dictionary** Section for additional information on each of the fields listed below.

12.1.2.1 REQ TYP E, P, M/ ACT C

LSR (NON-BASIC WIRE) — REQ TYP E,P,M / ACT C		
Required	Conditional	Optional
CCNA (m)	VER (m)	EXP (m)
PON (m)	SUP (m)	RPON (m)
AN OR ATN(m)	CUST (m)	RORD (m)
PG_OF_ (m)		REMARKS (m)
SC = " LCSC " (m)		IMPCON PAGER (m)
D/TSENT (m)		PROJECT (m)
DDD (m)		APPT-DDD (m)
REQ TYP = " E, P, or M " (m)		
ACT = ''C '' (m)		
CC (m)		
LSO (m)		
TOS (m)		
NC (m)		
BAN1 (m)		
INIT (m)		
INIT-TEL NO. (m)		
INIT-FAX NO. (m)		
IMPCON (m)		
IMPCON-TEL NO. (m)		

" " = mandatory entry; * = when this optional field is populated, it forces at least one of the conditional fields to become REQUIRED; (m) = for manual ordering only; (e) = for electronic ordering only

EU (NON-BASIC WIRE) — REQ TYP E,P, M / ACT C		
Required	Conditional	Optional
PON (m)	VER (m)	ACC (m)
AN or ATN (m)	SASF (m)	EU-FLOOR (m)
PG_OF_ (m)	SASD (m)	EU-ROOM (m)
EU-NAME (m)	SATH (m)	EU-BLDG (m)
SANO (m) or SADLO (m)	SASS (m)	LCON-NAME (m)
SASN (m)		LCON-TEL NO. (m)
EU-CITY (m)		IWCON (m)
EU-STATE (m)		IWCON-TEL NO. (m)
EU-ZIP CODE (m)		
IWBAN (m)		
IWO (m)		

" " = mandatory entry; * = when this optional field is populated, it forces at least one of the conditional fields to become REQUIRED; (m) = for manual ordering only; (e) = for electronic ordering only

12.1.3 LNA Tables for Resale Service (RS), Port Service (PS)

The following charts show the Required, Conditional and Optional (RCO) fields for the **Resale Service (RS), Port Service (PS)** forms for the valid Line Level Activities (LNAs). All unmentioned fields are either invalid, not applicable or prohibited. Populating any other fields may result in a fatal reject or a clarification of the service request.

Please note the following codes:

Mandatory entries are indicated by quotation marks ("xxx").

Optional fields marked with an asterisk (*) force at least one of the conditional fields to become required when populated.

Fields used only for manual orders are followed by (m).

Fields used only for electronic orders are followed by (e).

See the **Data Element Dictionary** Section for additional information on each of the fields listed below.

12.1.3.1 LNA = C

Table O SITUATION: Request Non-Basic Inside Wire

LNA = C — <i>NON-BASIC WIRE</i>		
Required	Conditional	Optional
PON (m)	VER (m)	NIDR* (m)
AN (m)	JK CODE (m)	REMARKS (m)
LQTY (m)	JK NUM (m)	
LNUM (m)	JK POS (m)	
PG_OF_ (m)		
LNA = " N " (m)		
JR (m)		
IWJK (m)		
IWJQ (m)		

" " = mandatory entry; * = when this optional field is populated, it forces at least one of the conditional fields to become REQUIRED; (m) = for manual ordering only; (e) = for electronic ordering only

Table P Situation: Request NID

LNA = C — <i>NON-BASIC WIRE</i>		
Required	Conditional	Optional
PON (m)	VER (m)	JK CODE (m)
AN (m)		IWJK (m)
LQTY (m)		IWJQ (m)
LNUM (m)		REMARKS (m)
PG_OF_ (m)		
LNA = " C " (m)		
JR (m)		
JKNUM (m)		

- continued -

Table P Situation: Request NID (continued)

LNA = C — NON-BASIC WIRE		
Required	Conditional	Optional
JKPOS (<i>m</i>)		
NIDR (<i>m</i>)		

" " = mandatory entry; * = when this optional field is populated, it forces at least one of the conditional fields to become REQUIRED; (*m*) = for manual ordering only; (*e*) = for electronic ordering only

Table Q Situation: Request Non-Basic Inside Wire and Non-Standard NID

LNA = C — NON-BASIC WIRE		
Required	Conditional	Optional
PON (<i>m</i>)	VER (<i>m</i>)	REMARKS (<i>m</i>)
AN (<i>m</i>)		
LQTY (<i>m</i>)		
LNUM (<i>m</i>)		
PG_OF_ (<i>m</i>)		
LNA = " C" (<i>m</i>)		
JKCODE (<i>m</i>)		
JKNUM (<i>m</i>)		
JKPOS (<i>m</i>)		
JR (<i>m</i>)		
NIDR (<i>m</i>)		
IWJK (<i>m</i>)		
IWJQ (<i>m</i>)		

" " = mandatory entry; * = when this optional field is populated, it forces at least one of the conditional fields to become REQUIRED; (*m*) = for manual ordering only; (*e*) = for electronic ordering only

Table R Situation: Request to Rearrange Outside Wire

LNA = C — NON-BASIC WIRE		
Required	Conditional	Optional
PON (<i>m</i>)	VER (<i>m</i>)	IWJK (<i>m</i>)
AN (<i>m</i>)		IWJQ (<i>m</i>)
LQTY (<i>m</i>)		REMARKS (<i>m</i>)
LNUM (<i>m</i>)		
PG_OF_ (<i>m</i>)		
LNA = " C " (<i>m</i>)		
NIDR (<i>m</i>)		
JK CODE (<i>m</i>)		
JK NUM (<i>m</i>)		
JK POS (<i>m</i>)		
JR (<i>m</i>)		

" " = mandatory entry; * = when this optional field is populated, it forces at least one of the conditional fields to become REQUIRED; (*m*) = for manual ordering only; (*e*) = for electronic ordering only

13. Complex Products

13.1 Introduction

This chapter provides descriptions and ordering instructions for complex products. Products are listed in alphabetical order by REQTYE complex products and then by REQTYE P complex products and then by REQTYE N complex products.

The individual product sections provide complete product descriptions. The Ordering Information section details which forms are required, conditional, or optional for ordering this product.

The Completing the LSR and EU section provides, in a table format, all required, conditional, and optional LSR and EU fields for ordering all complex products. This section is organized into the valid REQTYE / ACT combinations per product.

Some complex products are more advanced than others. In those cases, the products are broken down even further by line level activity. The products listed in this section are not currently accepting OBF product forms.

Following is the Service Instructions and Forms section which contains specific field-by-field instructions for completing the BellSouth proprietary, product-specific form associated with the each product.

All Complex Products listed in this chapter can only be ordered manually unless otherwise noted.

13.2 Products Included

- BellSouth® AccuPulse®
- BellSouth Asynchronous Transfer Mode (ATM) Technology
- BellSouth Basic Rate ISDN-BRI
- BellSouth Frame Relay / CDS / BBEL - Fast Packet Services
- BellSouth® MegaLink® Service
- BellSouth® MegaLink® Channel Services (Channelized T1)
- BellSouth Native Mode LAN Interconnection (NMLI)
- BellSouth Primary Rate ISDN-PRI
- BellSouth® Private Branch Exchange service (PBX)
- BellSouth Private Lines Service
- BellSouth® SMARTRing®
- BellSouth® SynchroNet®
- BellSouth® Centrex® *
- ESSX® *

- MultiServ® / MultiServ PLUS® *
- Bell South P-Phone Ordering for CLEC's *
- BellSouth® Direct Inward Dialing (DID) **

Note: * indicates REQ TYP P complex products

Note: ** indicates REQ TYP N complex products

13.3 Types of Complex Products / Services

Resale products / services can either be complex or non-complex. Generally, CLECs do not need additional technical direction or assistance to order non-complex resale products / services. They can be ordered either electronically or manually using standardized forms and processes. **All Complex Products listed in this chapter can only be ordered manually unless otherwise noted.** Many complex products / services, however, require additional technical direction and assistance from the Account Team.

Based on the service, the following matrix of complex products indicates the proper department to receive the order request forms.

PRODUCT INFORMATION	ORDERING METHOD BY ACTIVITY TYPE			
	New ACT = N	Switch AS IS ACT = W	Switch with PIC Change / Freeze ACT = V LNA = P	Switch with OTHER Change ACT = V
AccuPulse®	LCSC	LCSC	LCSC	LCSC
ATM - Asynchronous Transfer Mode	Account Team	LCSC	Not Applicable	LCSC
BellSouth® Centrex®	Account Team	LCSC	LCSC	LCSC
BellSouth® Centrex® with Customer Control *	Account Team	LCSC	LCSC	Account Team
BellSouth® Centrex® - Add/ NARs/Standard Feature lines to Existing Service *	Not Applicable	Not Applicable	LCSC	LCSC

- continued -

- continued -

PRODUCT INFORMATION	ORDERING METHOD BY ACTIVITY TYPE			
	Product / Service Name	New ACT = N	Switch AS IS ACT = W	Switch with PIC Change / Freeze ACT = V LNA = P
BellSouth® Centrex® - Add/ Optional or Miscellaneous Features or line terminations to Existing BellSouth® Centrex® *	Not Applicable	Not Applicable	Not Applicable	Account Team
BellSouth® Centrex® - Complete/Partial Disconnect *	Not Applicable	Not Applicable	Not Applicable	LCSC
BellSouth® Direct Inward Dialing (DID) *	Account Team	LCSC	LCSC	Account Team
ESSX® / Digital ESSX® System *	Not Applicable	LCSC	LCSC	Account Team
ESSX® / Digital ESSX® System with ECAS/DECAS *	Not Applicable	LCSC	LCSC	Account Team
ESSX®/ Digital ESSX® - Add to Service at a New, Secondary, or Existing Location *	Not Applicable	Not Applicable	LCSC	Account Team
ESSX® / Digital ESSX® - Add Per System Features or Group A features 1st time to Existing ESSX® *	Not Applicable	Not Applicable	Not Applicable	Account Team

- continued -

- continued -

PRODUCT INFORMATION	ORDERING METHOD BY ACTIVITY TYPE			
	New ACT = N	Switch AS IS ACT = W	Switch with PIC Change / Freeze ACT = V LNA = P	Switch with OTHER Change ACT = V
ESSX® / Digital ESSX® - Optional miscellaneous Features 1st time to Existing ESSX® *	Not Applicable	Not Applicable	Not Applicable	Account Team
ESSX® / Digital ESSX® - Optional/ miscellaneous Features subsequent activity after initial installation of existing ESSX® *	Not Applicable	Not Applicable	Not Applicable	Account Team
ESSX® / Digital ESSX® - Add / Delete NARs *	Not Applicable	Not Applicable	Not Applicable	Account Team
ESSX® / Digital ESSX® - conversion to MultiServ® or MultiServ® Plus or BellSouth® Centrex® *	Not Applicable	Not Applicable	Not Applicable	Account Team
ESSX® / Digital ESSX® - Complete / Partial Disconnect *	Not Applicable	Not Applicable	Not Applicable	Account Team
E911 / SALI	Account Team	Account Team	Not Applicable	Account Team
Frame relay / CDS	Account Team	LCSC	Not Applicable	Account Team
FCO and FX Services **	Account Team	LCSC	LCSC	Account Team
FlexServ® **	Account Team	LCSC	Not Applicable	Account Team

- continued -

- continued -

PRODUCT INFORMATION	ORDERING METHOD BY ACTIVITY TYPE			
	New ACT = N	Switch AS IS ACT = W	Switch with PIC Change / Freeze ACT = V LNA = P	Switch with OTHER Change ACT = V
ISDN (BRI)	Account Team	LCSC	LCSC	LCSC
ISDN (PRI)	Account Team	LCSC	LCSC	Account Team
LightGate®	Account Team	LCSC	LCSC	Account Team
MegaLink®	Account Team	LCSC	Not Applicable	Account Team
MegaLink® Channel	Account Team	LCSC	Not Applicable	Account Team
MegaLink® Plus	Account Team	LCSC	Not Applicable	Account Team
MultiServ® / MultiServ® PLUS	Account Team	LCSC	LCSC	Account Team
MultiServ® / MultiServ® PLUS Service with Customer Control *	Account Team	LCSC	Account Team	Account Team
MultiServ® / MultiServ® PLUS adding NARs / LINES to existing service	LCSC	Not Applicable	LCSC	Account Team
MultiServ® / MultiServ® PLUS converting to MultiServ® or to BellSouth Centrex *	LCSC	Not Applicable	LCSC	Account Team

- continued -

- continued -

PRODUCT INFORMATION	ORDERING METHOD BY ACTIVITY TYPE			
	New ACT = N	Switch AS IS ACT = W	Switch with PIC Change / Freeze ACT = V LNA = P	Switch with OTHER Change ACT = V
MultiServ® / MultiServ® PLUS Add Optional / Miscellaneous Features to existing service *	Not Applicable	Not Applicable	Not Applicable	Account Team
MultiServ® / MultiServ® PLUS Complete / Partial Disconnect *	Not Applicable	Not Applicable	Not Applicable	Account Team
NMLI - Native Mode LAN Interconnection	Account Team	LCSC	Not Applicable	Account Team
Off Premises Station **	LCSC	LCSC	Not Applicable	Account Team
Off Premises Station - Add to Existing **	LCSC	LCSC	Not Applicable	LCSC
Private Line / Analog Data	Account Team	LCSC	Not Applicable	Account Team
PBX Trunks	LCSC	LCSC	LCSC	LCSC
PulseLink®	Account Team	LCSC	Not Applicable	Account Team
SMARTRing® OC3	Account Team	LCSC	Not Applicable	Account Team
SMARTRing® OC12	Account Team	LCSC	Not Applicable	Account Team
SynchroNet®	Account Team	LCSC	Not Applicable	Account Team
Tielines	Account Team	LCSC	Not Applicable	Account Team

- continued -

- continued -

PRODUCT INFORMATION	ORDERING METHOD BY ACTIVITY TYPE			
	New ACT = N	Switch AS IS ACT = W	Switch with PIC Change / Freeze ACT = V LNA = P	Switch with OTHER Change ACT = V
Toll-Free Dialing	Account Team	LCSC	Not Applicable	Account Team
WATS	Account Team	LCSC	Not Applicable	Account Team

When ordering services through the LCSC, the CLEC should submit the LSR, EU, Resale or product specific form.

When ordering services through the Account Team, the CLEC should submit the Local Service Request (LSR), the End User Information Form (EU), and the Directory Listing Form (if applicable), and any product specific forms developed by BellSouth.

* When Complex Services BellSouth® Centrex®, ESSX®, and MultiServ® have the Customer Control feature or the ECAS/DECAS feature, a Customer Control Initialization form must be completed and sent to the LCSC along with the Switch As Is / Switch As Specified / or Switch With PIC Change / Freeze order request.

** These products/services are not stand-alone and must be ordered in conjunction with another **Complex or Non-Complex** product/service. When ordering a **Complex or Non-Complex** product/service follow the **Complex Product Service or Non-Complex Resale R/C/O** tables of the product that is being ordered.

Note: On complex services BellSouth® Centrex®, ESSX®, MultiServ®, and MultiServ Plus®, with ECAS/DECAS or Customer Control features, when the end user and/or CLEC uses this feature to make a line or feature change a referral will be sent to the LCSC. When the LCSC determines that a service order is needed to change customer service records (i.e., telephone number swaps) the referral will be treated as an LSR to make changes and a service order will be generated. However, the CLEC is responsible for initiating a service order to correct any information pertaining to the Company's Published Directory Listings that changes as a result of a Customer Control/ECAS/DECAS TN swap. The CLEC will receive a FOC, and a unique PON will be assigned indicating the change was generated due to ECAS/DECAS or Customer Control referral.

14. BellSouth® AccuPulse®

14.1 Description

AccuPulse® is a circuit-switched data service. It enables the end user to transport information through the public switched network over all-digital facilities at speeds up to and including 56 Kbps. Synchronous or asynchronous transmission, intraLATA and interLATA access are available.

14.2 Ordering Information

The following chart details which forms are required, conditional, or optional for ordering this product. All forms should be populated as usual except where denoted otherwise in the Critical/Valid Entry Tables per Form section.

REQTYP / SERVICE TYPE	Forms												Complex Work Aid for Accupulse
	SI	LSR	Hunt-ing	EU	DL	DSCR	RS	DRS	PS	NP	LS	LSNP	
E - Resale Service (Accupulse)		R		R									R

R = Required C = Conditional O = optional

14.2.1 Completing the LSR and EU Forms

The Required, Conditional, and Optional (R/C/O) fields on the LSR and EU forms will be given for every valid REQTYP / ACT combination for this product.

The following chart shows all of the valid account level activities for this requisition type.

REQTYP	ACTIVITY TYPE (ACCOUNT LEVEL)													
	N	C	D	T	R	V	S	B	W	L	Y	P	Q	
E - BellSouth Accupulse	X	X	X	X		X			X					

Note: " X " denotes valid account level activities. A blank entry indicates a non-valid account level activity.

Account level activities (ACT) apply to the entire account. The ACTs are defined below:

- N** = New installation and/or account
- C** = Change an existing account (e.g., Rearrangement, Partial disconnect or addition)
- D** = Disconnection
- T** = Outside move of end user location
- R** = Record activity is for ordering administrative changes
- V** = Full Conversion of service **as specified** to new Local Service Provider (LSP)
- S** = Seasonal partial suspend or restore partial account
- B** = Restore **full** account or restore denied account
- W** = Full Conversion of service **as is**

- L** = Seasonal suspension **full** account
- Y** = Deny (non-payment)
- P** = Conversion of service **as specified:** Partial Migration - Initial
- Q** = Conversion of service **as specified:** Partial Migration - Subsequent

14.3 REQ TYP / ACT Combinations for REQ TYP E: BellSouth Accupulse

The following charts show the Required, Conditional and Optional (R/C/O) fields on the LSR and EU forms for the valid REQ TYP / ACT combinations. All unmentioned fields are either invalid, not applicable or prohibited. Populating any other fields may result in a fatal reject or a clarification of the service request.

- Mandatory entries are indicated by quotation marks ("xxx").
- Optional fields marked with an asterisk (*) force at least one of the conditional fields to become required when populated.
- Fields used only for manual orders are followed by (m).
- Fields used only for electronic orders are followed by (e).

See the **Data Element Dictionary** Section for additional information on each of the fields listed below.

14.3.1 REQ TYP E / ACT N

LSR — REQ TYP E / ACT N (AccuPulse®)		
Required	Conditional	Optional
CCNA (m)	VER (m)	APPTIME-DDD (m)
PON (m)	CUST (m)	PROJECT (m)
ATN (m)	SUP (m)	EXP (m)

- continued -

- continued -

LSR — REQ TYP E / ACT N (AccuPulse®)		
Required	Conditional	Optional
SC = "LCSC" (<i>m</i>)	DSGCON (<i>m</i>)	SPEC (<i>m</i>)
PG_OF_ (<i>m</i>)	DSGCON-TEL NO. (<i>m</i>)	RPON (<i>m</i>)
D/TSENT (<i>m</i>)	DSGCON-FAX NO. (<i>m</i>)	RORD (<i>m</i>)
DDD (<i>m</i>)		IMPCON-PAGER (<i>m</i>)
REQ TYP = "EB" (<i>m</i>)		DRC* (<i>m</i>)
ACT = " N " (<i>m</i>)		HUNTING (See Hunting Section) (<i>m</i>)
CC (<i>m</i>)		
LSO (<i>m</i>)		
TOS (<i>m</i>)		
BAN1 (<i>m</i>)		
INIT (<i>m</i>)		
INIT-TEL NO. (<i>m</i>)		
INIT-FAX NO. (<i>m</i>)		
IMPCON (<i>m</i>)		
IMPCON-TEL NO. (<i>m</i>)		

" " = mandatory entry; * = when this optional field is populated, it forces at least one of the conditional fields to become REQUIRED; (*m*) = for manual ordering only; (*e*) = for electronic ordering only

EU — REQ TYP E / ACT N (AccuPulse®)		
Required	Conditional	Optional
PON (<i>m</i>)	VER (<i>m</i>)	SASF (<i>m</i>)
ATN (<i>m</i>)	IWCON (<i>m</i>)	SASD (<i>m</i>)
PG_OF_ (<i>m</i>)	IWCON-TEL NO. (<i>m</i>)	SATH (<i>m</i>)

- continued -

EU — REQ TYP E / ACT N (AccuPulse®)		
Required	Conditional	Optional
EU - NAME (<i>m</i>)		SASS (<i>m</i>)
SANO (<i>m</i>) or SADLO (<i>m</i>)		EU-FLOOR (<i>m</i>)
SASN (<i>m</i>)		EU-ROOM (<i>m</i>)
EU-CITY (<i>m</i>)		EU-BLDG (<i>m</i>)
EU-STATE (<i>m</i>)		LCON-NAME (<i>m</i>)
EU-ZIP CODE (<i>m</i>)		LCON-TEL NO. (<i>m</i>)
		ACC (<i>m</i>)
		IWO* (<i>m</i>)

" " = mandatory entry; * = when this optional field is populated, it forces at least one of the conditional fields to become REQUIRED; (*m*) = for manual ordering only; (*e*) = for electronic ordering only

14.3.2 REQ TYP E / ACT C

LSR — REQ TYP E / ACT C (AccuPulse®)		
Required	Conditional	Optional
CCNA (<i>m</i>)	VER (<i>m</i>)	APPTIME-DDD (<i>m</i>)
PON (<i>m</i>)	LOCQTY (<i>m</i>)	PROJECT (<i>m</i>)
ATN (<i>m</i>)	SUP (<i>m</i>)	EXP (<i>m</i>)
SC = "LCSC" (<i>m</i>)		SPEC (<i>m</i>)
PG_OF_ (<i>m</i>)		RPON (<i>m</i>)
D/TSENT (<i>m</i>)		RORD (<i>m</i>)
DDD (<i>m</i>)		REMARKS (<i>m</i>)
REQ TYP = " EB " (<i>m</i>)		HUNTING (See Hunting Section) (<i>m</i>)
ACT = " C " (<i>m</i>)		

- continued -

- continued -

LSR — REQ TYP E / ACT C (AccuPulse®)		
Required	Conditional	Optional
CC (<i>m</i>)		
TOS (<i>m</i>)		
BANI (<i>m</i>)		
INIT (<i>m</i>)		
INIT-TEL NO. (<i>m</i>)		
INIT-FAX NO. (<i>m</i>)		
IMP CON (<i>m</i>)		
IMP CON-TEL NO. (<i>m</i>)		

" " = mandatory entry; * = when this optional field is populated, it forces at least one of the conditional fields to become REQUIRED; (*m*) = for manual ordering only; (*e*) = for electronic ordering only

EU — REQ TYP E / ACT C (AccuPulse®)		
Required	Conditional	Optional
PON (<i>m</i>)	VER (<i>m</i>)	LCON-NAME (<i>m</i>)
ATN (<i>m</i>)	DQTY (<i>m</i>)	LCON-TEL NO. (<i>m</i>)
PG_OF_ (<i>m</i>)	IWCON (<i>m</i>)	ACC (<i>m</i>)
EU - NAME (<i>m</i>)	IWCON-TEL NO. (<i>m</i>)	WSOP (<i>m</i>)
	DNUM (<i>m</i>)	IWO* (<i>m</i>)
		DISC NBR* (<i>m</i>)

" " = mandatory entry; * = when this optional field is populated, it forces at least one of the conditional fields to become REQUIRED; (*m*) = for manual ordering only; (*e*) = for electronic ordering only

14.3.3 REQ TYP E / ACT D

LSR — REQ TYP E / ACT D (AccuPulse®)		
Required	Conditional	Optional
CCNA (<i>m</i>)	VER (<i>m</i>)	DFDT (<i>m</i>)
PON (<i>m</i>)	LOCQTY (<i>m</i>)	RPON (<i>m</i>)

- continued -

LSR — REQ TYP E / ACT D (AccuPulse®)		
Required	Conditional	Optional
ATN (m)	SUP (m)	RORD (m)
SC = "LCSC" (m)	IMPCON-TEL NO. (m)	INIT* (m)
PG_OF_ (m)		IMPCON* (m)
D/TSENT (m)		IMPCON-PAGER (m)
DDD (m)		REMARKS (m)
REQ TYP = " EB " (m)		
ACT = " D " (m)		
CC (m)		
TOS (m)		
BAN1 (m)		
INIT (m)		
INIT-TEL NO. (m)		
INIT-FAX NO. (m)		

" " = mandatory entry; * = when this optional field is populated, it forces at least one of the conditional fields to become REQUIRED; (m) = for manual ordering only; (e) = for electronic ordering only

EU — REQ TYP E / ACT D (AccuPulse®)		
Required	Conditional	Optional
PON (m)	VER (m)	FBI* (m)
ATN (m)	DQTY (m)	FB-SBILLNM (m)
PG_OF_ (m)	FB-BILLNM (m)	FB-FLOOR (m)
EU-NAME (m)	FB-STREET (m)	FB-ROOM (m)
	FB-CITY (m)	DISC NBR* (m)
	FB-STATE (m)	
	FB-ZIP CODE (m)	

- continued -

- continued -

EU — REQ TYP E / ACT D (AccuPulse®)		
Required	Conditional	Optional
	FB-BILLCON (m)	
	FB-BILLCON-TEL NO. (m)	
	DNUM (m)	

" " = mandatory entry; * = when this optional field is populated, it forces at least one of the conditional fields to become REQUIRED; (m) = for manual ordering only; (e) = for electronic ordering only

14.3.4 REQ TYP E / ACT T

LSR — REQ TYP E / ACT T (AccuPulse®)		
Required	Conditional	Optional
CCNA (m)	VER (m)	APPTIME-DDD (m)
PON (m)	LOCQTY (m)	DFDT (m)
ATN (m)	SUP (m)	PROJECT (m)
SC = "LCSC" (m)	IWCON (m)	EXP (m)
PG_OF_ (m)	IWCON-TEL NO. (m)	SPEC (m)
D/TSENT (m)		RPON (m)
DDD (m)		RORD (m)
REQ TYP = " EB " (m)		IMP CON-PAGER (m)
ACT = " T " (m)		HUNTING (See Hunting Section) (m)
CC (m)		
TOS (m)		
BAN1 (m)		
INIT (m)		
INIT-TEL NO. (m)		

- continued -

- continued -

LSR — REQTYPE / ACT T (AccuPulse®)		
Required	Conditional	Optional
INIT-FAX NO. (m)		
IMPCON (m)		
IMPCON-TEL NO. (m)		

" " = mandatory entry; * = when this optional field is populated, it forces at least one of the conditional fields to become REQUIRED; (m) = for manual ordering only; (e) = for electronic ordering only

EU — REQTYPE / ACT T (AccuPulse®)		
Required	Conditional	Optional
PON (m)	VER (m)	SASF (m)
ATN (m)	IWCON (m)	SASD (m)
PG_OF_ (m)	IWCON-TEL NO. (m)	SATH (m)
EU - NAME (m)		SASS (m)
SANO (m) orSADLO (m)		EU - FLOOR (m)
SASN (m)		EU - ROOM (m)
EU-CITY (m)		EU - BLDG (m)
EU-STATE (m)		LCON-NAME (m)
EU-ZIP CODE (m)		LCON-TEL NO. (m)
		ACC (m)
		IWO* (m)

" " = mandatory entry; * = when this optional field is populated, it forces at least one of the conditional fields to become REQUIRED; (m) = for manual ordering only; (e) = for electronic ordering only

14.3.5 REQ TYP E / ACT V

LSR — REQ TYP E / ACT V (AccuPulse®)		
Required	Conditional	Optional
CCNA (m)	VER (m)	PROJECT (m)
PON (m)	LOCQTY (m)	SPEC (m)
ATN (m)	SUP (m)	RPON (m)
SC = "LCSC" (m)	CUST (m)	RORD (m)
PG_OF_ (m)		IMPCON-PAGER (m)
D/TSENT (m)		REMARKS (m)
DDD (m)		HUNTING (See Hunting Selection) (m)
REQ TYP = " EB " (m)		
ACT = " V " (m)		
CC (m)		
LSO (m)		
TOS (m)		
BAN1 (m)		
INIT (m)		
INIT-TEL NO. (m)		
INIT-FAX NO. (m)		
IMPCON (m)		
IMPCON-TEL NO. (m)		

" " = mandatory entry; * = when this optional field is populated, it forces at least one of the conditional fields to become REQUIRED; (m) = for manual ordering only; (e) = for electronic ordering only

EU — REQ TYP E / ACT V (AccuPulse®)		
Required	Conditional	Optional
CCNA (m)	VER (m)	LOCNUM (m)
PON (m)	DQTY (m)	SASF (m)

- continued -

EU — REQTYPE / ACT V (AccuPulse®)		
Required	Conditional	Optional
ATN (m)	IWCON (m)	SASD (m)
PG_OF_ (m)	IWCON-TEL NO. (m)	SATH (m)
EU-NAME (m)	EATN (m)	SASS (m)
SANO (m) or SADLO (m)	FB-BILLNM (m)	EU- ROOM (m)
SASN (m)	FB-STREET (m)	EU-BLDG (m)
EU-CITY (m)	FB-CITY (m)	LCON-NAME (m)
EU-STATE (m)	FB-STATE (m)	LCON-TEL NO. (m)
EU-ZIP CODE (m)	FB-ZIP CODE (m)	EUMI (m)
ERL (m)	FB-BILLCON (m)	ACC (m)
	FB-BILLCON-TEL NO. (m)	FBI* (m)
	DNUM (m)	FB-SBILLNM (m)
		FB-FLOOR (m)
		FB-ROOM (m)
		DISC NBR (m)

" " = mandatory entry; * = when this optional field is populated, it forces at least one of the conditional fields to become REQUIRED; (m) = for manual ordering only; (e) = for electronic ordering only

14.3.6 REQTYPE / ACT W

LSR — REQTYPE / ACT W (AccuPulse®)		
Required	Conditional	Optional
CCNA (m)	VER (m)	SPEC (m)
PON (m)	LOCQTY (m)	RPON (m)
ATN (m)	SUP (m)	RORD (m)

- continued -

- continued -

LSR — REQ TYP E / ACT W (AccuPulse®)		
Required	Conditional	Optional
SC = " LCSC " (<i>m</i>)	CUST (<i>m</i>)	IMPCON-PAGER (<i>m</i>)
PG_OF_ (<i>m</i>)		REMARKS (<i>m</i>)
D/TSENT (<i>m</i>)		HUNTING (See Hunting Selection) (<i>m</i>)
DDD (<i>m</i>)		
REQ TYP = " EB " (<i>m</i>)		
ACT = " W " (<i>m</i>)		
CC (<i>m</i>)		
LSO (<i>m</i>)		
TOS (<i>m</i>)		
BAN1 (<i>m</i>)		
INIT (<i>m</i>)		
INIT-TEL NO. (<i>m</i>)		
INIT-FAX NO. (<i>m</i>)		
IMPCON (<i>m</i>)		
IMPCON-TEL NO. (<i>m</i>)		

" " = mandatory entry; * = when this optional field is populated, it forces at least one of the conditional fields to become REQUIRED; (*m*) = for manual ordering only; (*e*) = for electronic ordering only

EU — REQ TYP E / ACT W (AccuPulse®)		
Required	Conditional	Optional
PON (<i>m</i>)	VER (<i>m</i>)	LOCNUM (<i>m</i>)
ATN (<i>m</i>)	EATN (<i>m</i>)	SASF (<i>m</i>)
PG_OF_ (<i>m</i>)	IWCON (<i>m</i>)	SASD (<i>m</i>)

- continued -

- continued -

EU — REQ TYP E / ACT W (AccuPulse®)		
Required	Conditional	Optional
EU - NAME (m)	IWCON-TEL NO. (m)	SATH (m)
SANO (m) or SADLO (m)	FB-BILLNM (m)	SASS (m)
SASN (m)	FB-STREET (m)	EU-FLOOR (m)
EU-CITY (m)	FB-CITY (m)	EU-ROOM (m)
EU-STATE (m)	FB-STATE (m)	EU-BLDG (m)
EU-ZIP CODE (m)	FB-ZIP CODE (m)	FBI* (m)
	FB-BILLCON (m)	FB-SBILLNM (m)
	FB-BILLCON-TEL NO. (m)	FB-FLOOR (m)
		FB-ROOM (m)

" " = mandatory entry; * = when this optional field is populated, it forces at least one of the conditional fields to become REQUIRED; (m) = for manual ordering only; (e) = for electronic ordering only

14.4 The BellSouth® AccuPulse® Instructions and Forms

Table S BellSouth® AccuPulse® Form Instructions

Field	Field Definitions
1. Complete Local Service Request Form (LSR)	1. This information is provided by the CLEC. See Resale Order Guide for form.
2. Complete End User Information (EU)	2. This information is provided by the CLEC. See Resale Order Guide for form.
3. End User Name	3. Identifies the name of the customer (Company Name) the service is for.
4. PON (Purchase Order Number)	4. Identifies the CLEC's unique order or requisition number that authorizes the issuance of this request.

- continued -

Table S BellSouth® AccuPulse® Form Instructions (continued)

Field	Field Definitions
5. InterLata PIC (Presubscription Indicator Code)	5. Identifies the presubscription indicator code of the carrier the customer has selected for interLATA traffic.
6. IntraLATA PIC (Primary Intraexchange Carrier)	6. Identifies the presubscription indicator code of the primary intarexchange carrier the customer has selected for intraLATA traffic.
7. End User BellSouth® Serving Wire Center	7. Identifies the NPAS-NXX (area code plus local exchange prefix) of the BellSouth® Serving Wire Center. Check one.
8. BellSouth® Serving Wire Center Type	8. Identifies the type of switching equipment that resides in the end user's BellSouth® Serving Wire Center. Check one.
9. Number of AccuPulse® Lines	9. Indicates the quantity of AccuPulse® Service lines being requested by this order.
10. Type of Access	10. Indicates whether access is two wire or four wire. (Four wire available in GA, NC, SC only)
11. Network Interface Jack	11. Indicates the particular registered or non-registered jack used to terminate the service.
12. Number of Interface Jacks	12. Indicates the quantity of Network Interface Jacks required for service request.
13. Inside Wire Location	13. Indicates if inside wiring past the demarcation point is required. Check yes or no.
14. End User CPE Type	14. Identifies the end user's type of Customer Provided Equipment (CPE) and the manufacturer name(s), model number(s), and software release number(s).
15. CPE On Site Date	15. Indicates the date the end user's CPE will arrive at the service address.
16. CLEC Name	16. Identifies the end user's Competitive Local Exchange Carrier (Company Name)
17. Authorized Representative Name	17. Identifies the CLEC representative authorized to request service on behalf of the end user. Type or print name.

- continued -

Table S BellSouth® AccuPulse® Form Instructions (continued)

Field	Field Definitions
18. Authorized Representative Telephone Number	18. Identifies authorized CLEC representative's telephone number.
19. Authorized Representative Signature	19. Enter the signature of the CLEC representative indicated on line item 17.
20. Date	20. Enter date order submitted to BellSouth®.

Competitive Local Exchange Carrier Ordering Document

**BellSouth®
Accupulse®
Service**

1. Complete Local Service Request (LSR) form.
2. Complete End User Information (EUI) form.
3. End User Name: _____
4. PON: _____ 5. InterLATA PIC: _____ 6. IntraLATA PIC: _____
7. End User BellSouth Serving Wire Center (NPA/NXX): _____
8. Type BellSouth Serving Wire Center: DMS ____ 5ESS ____ EWSD ____
9. Number of AccuPulse Lines: _____
10. Type of Access: 2 wire ____ 4 wire (NC, SC and GA only) ____
11. Type of Network Interface Jack: _____
12. Number of Network Interface Jacks _____
13. Is inside wiring required past the demarcation point? Yes ____ No ____
14. End User CPE Type: _____
Manufacturer / Model / Software Release: _____
15. Date End User's CPE will be on site: _____
16. COMPETITIVE LOCAL EXCHANGE CARRIER NAME: _____
17. Authorized Representative Name (Typed or Printed): _____
18. Authorized Representative Telephone Number: _____
19. Authorized Representative Signature: _____ 20. Date _____

Figure 12 BellSouth® AccuPulse® Form

15. BellSouth Asynchronous Transfer Mode (ATM) Technology

15.1 Description

Asynchronous Transfer Mode technology is a packet switched *transport* technology that uses **ATM switches** and the **Synchronous Optical Network (SONET)** to simultaneously transport voice, data, imaging, and video at breakneck speeds of up to 622 Mbps. It provides flexible bandwidth allocation *on demand*, which is required to support new interactive residential and business *broadband services*.

The **ATM switches** can transmit up to 160 Gbps or (160,000,000,000 bits per second), and one ATM switch can serve an entire Local Access Transport Area (LATA). This capability allows the switches to transmit the content of a 3 volume encyclopedia in data form in less than 1.2 seconds. ATM switches, together with SONET, are the *platform* over which all *broadband services (including Frame Relay, SMDS, CDS, NMLI, etc.)* will ride.

15.2 Ordering Information

The following chart details which forms are required, conditional, or optional for ordering this product. All forms should be populated as usual except where denoted otherwise in the Critical/Valid Entry Tables per Form section.

REQTYP / SERVICE TYPE	Forms												Complex Work Aid for ATM	
	SI	LSR	Hunting	EU	DL	DSCR	RS	DRS	PS	NP	LS	LSNP		
E - Resale Service (ATM)		R		R										R

R = Required C = Conditional O = optional

15.2.1 Completing the LSR and EU Forms

The Required, Conditional, and Optional (R/C/O) fields on the LSR and EU forms will be given for every valid REQTYP / ACT combination for this product.

The following chart shows all of the valid account level activities for this requisition type.

REQTYP	ACTIVITY TYPE (ACCOUNT LEVEL)													
	N	C	D	T	R	V	S	B	W	L	Y	P	Q	
E - BellSouth ATM	X	X	X			X			X					

Note: " X " denotes valid account level activities. A blank entry indicates a non-valid account level activity.

Account level activities (ACT) apply to the entire account. The ACTs are defined below:

N = New installation and/or account

C = Change an existing account (e.g., Rearrangement, Partial disconnect or addition)

D = Disconnection

T = Outside move of end user location

R = Record activity is for ordering administrative changes

V = Full Conversion of service **as specified** to new Local Service Provider (LSP)

S = Seasonal partial suspend or restore partial account

B = Restore **full** account or restore denied account

W = Full Conversion of service **as is**

L = Seasonal suspension **full** account

Y = Deny (non-payment)

P = Conversion of service **as specified**: Partial Migration - Initial

⇒ **Q** = Conversion of service **as specified**: Partial Migration - Subsequent

15.3 REQ TYP / ACT Combinations for REQ TYP E: BellSouth Asynchronous Transfer Mode (ATM) Technology

The following charts show the Required, Conditional and Optional (R/C/O) fields on the LSR and EU forms for the valid REQ TYP / ACT combinations. All unmentioned fields are either invalid, not applicable or prohibited. Populating any other fields may result in a fatal reject or a clarification of the service request.

- Mandatory entries are indicated by quotation marks ("xxx").
- Optional fields marked with an asterisk (*) force at least one of the conditional fields to become required when populated.
- Fields used only for manual orders are followed by (m).
- Fields used only for electronic orders are followed by (e).

See the **Data Element Dictionary** Section for additional information on each of the fields listed below.

15.3.1 REQ TYP E / ACT N

LSR — REQ TYP E / ACT N (ATM)		
Required	Conditional	Optional
PON (m)	VER (m)	APPTIME-DDD (m)
AN (m) or ATN (m)	LOCQTY (m)	PROJECT (m)
SC = " LCSC " (m)	SUP (m)	SPEC (m)
PG_OF_ (m)	CUST (m)	RPON (m)
D/TSENT (m)		RORD (m)
DDD (m)		VTA (m)
REQ TYP=" EB " (m)		IMP CON - PAGER (m)
ACT = " N " (m)		ALTIMP CON* (m)
CC (m)		ALTIMP CON - PAGER (m)
TOS (m)		EXP (m)
BAN1 (m)		LST (m)
INIT (m)		REMARKS (m)
INIT-TEL NO. (m)		
INIT-FAX NO. ()		
IMP CON (m)		
IMP CON-TEL NO. (m)		

" " = mandatory entry; * = when this optional field is populated, it forces at least one of the conditional fields to become REQUIRED; (m) = for manual ordering only; (e) = for electronic ordering only

EU — REQ TYP E / ACT N (ATM)		
Required	Conditional	Optional
PON (m)	VER (m)	LOCNUM (Header)* (m)
AN (m) or ATN (m)	IWCON (m)	SASF (m)

- continued -

EU — REQ TYP E / ACT N (ATM)		
Required	Conditional	Optional
PG_OF_ (m)	IWCON-TEL NO. (m)	SASD (m)
LOCNUM (Detail) (m)	LOCACT (m)	SATH (m)
EU - NAME (m)		SASS (m)
SASN (m)		EU-FLOOR (m)
SANO (m) orSADLO (m)		EU-ROOM (m)
EU-CITY (m)		EU-BLDG (m)
EU-STATE (m)		ACC (m)
EU-ZIP CODE (m)		IWO* (m)
LCON NAME (m)		
LCON-TEL NO. (m)		

" " = mandatory entry; * = when this optional field is populated, it forces at least one of the conditional fields to become REQUIRED; (m) = for manual ordering only; (e) = for electronic ordering only

15.3.2 REQ TYP E / ACT C

LSR — REQ TYP E / ACT C (ATM)		
Required	Conditional	Optional
PON (m)	VER (m)	APPTIME-DDD (m)
AN (m) or ATN (m)	LOCQTY (m)	PROJECT (m)
SC = " LCSC " (m)	SUP (m)	SPEC (m)
PG_OF_ (m)	CUST (m)	RPON (m)
D/TSENT (m)		RORD (m)
DDD (m)		VTA (m)
REQ TYP = " EB " (m)		IMPCON - PAGER (m)

- continued -

- continued -

LSR — REQ TYP E / ACT C (ATM)		
Required	Conditional	Optional
ACT = " C " (m)		ALTIMPCON* (m)
CC (m)		ALTIMPCON - PAGER (m)
TOS (m)		EXP (m)
BAN1 (m)		
INIT (m)		
INIT-TEL NO. (m)		
INIT-FAX NO. (m)		
IMPCON (m)		
IMPCON-TEL NO. (m)		

" " = mandatory entry; * = when this optional field is populated, it forces at least one of the conditional fields to become REQUIRED; (m) = for manual ordering only; (e) = for electronic ordering only

EU — REQ TYP E / ACT C (ATM)		
Required	Conditional	Optional
PON (m)	VER (m)	LOCNUM (Header)* (m)
AN (m) or ATN(m)	IWCON (m)	DISC NBR (m)
PG_OF_ (m)	IWCON-TEL NO. (m)	ACC (m)
LOCNUM (Detail) (m)		IWO* (m)
EU - NAME (m)		
IMPCON-TEL NO. (m)		
SASN (m)		
SANO (m) or SADLO (m)		

- continued -

- continued -

EU — REQ TYP E / ACT C (ATM)		
Required	Conditional	Optional
EU-CITY (m)		
EU-STATE (m)		
LCON-NAME (m)		
LCON-TEL NO. (m)		

" " = mandatory entry; * = when this optional field is populated, it forces at least one of the conditional fields to become REQUIRED; (m) = for manual ordering only; (e) = for electronic ordering only

15.3.3 REQ TYP E / ACT D

LSR — REQ TYP E / ACT D (ATM)		
Required	Conditional	Optional
PON (m)	VER (m)	PROJECT (m)
AN (m) or ATN (m)	LOCQTY (m)	RPON (m)
SC = " LCSC " (m)	SUP (m)	RORD (m)
PG_OF_ (m)	CUST (m)	REMARKS (m)
D/TSENT (m)	IMPCON-TEL NO. (m)	IMPCON* (m)
DDD (m)		IMPCON-PAGER (m)
REQ TYP =" EB " (m)		
ACT = " D " (m)		
CC (m)		
TOS (m)		
BAN1 (m)		
INIT (m)		
INIT-TEL NO. (m)		
INIT-FAX NO. (m)		

" " = mandatory entry; * = when this optional field is populated, it forces at least one of the conditional fields to become REQUIRED; (m) = for manual ordering only; (e) = for electronic ordering only

EU — REQ TYP E / ACT D (ATM)		
Required	Conditional	Optional
PON (m)	VER (m)	FBI* (m)
AN (m)	FB-BILLNM (m)	FB-SBILLNM (m)
PG_OF_ (m)	FB-STREET (m)	FB-FLOOR (m)
EU-NAME (m)	FB-CITY (m)	FB-ROOM (m)
	FB- STATE (m)	
	FB-ZIP CODE (m)	
	FB-BILLCON (m)	
	FB-BILLCON-TEL NO. (m)	
	DNUM (m)	

" " = mandatory entry; * = when this optional field is populated, it forces at least one of the conditional fields to become REQUIRED; (m) = for manual ordering only; (e) = for electronic ordering only

15.3.4 REQ TYP E / ACT V

LSR — REQ TYP E / ACT V (ATM)		
Required	Conditional	Optional
PON (m)	VER (m)	APPTIME-DDD (m)
AN (m) or ATN (m)	LOCQTY (m)	PROJECT (m)
SC ="LCSC" (m)	SUP (m)	SPEC (m)
PG_OF_ (m)	CUST (m)	RPON (m)
D/TSENT (m)		RORD (m)
DDD (m)		VTA (m)
REQ TYP = " EB " (m)		IMP CON-PAGER (m)
ACT = " V " (m)		REMARKS (m)
CC (m)		DFDT (m)
TOS (m)		

- continued -

- continued -

LSR — REQ TYP E / ACT V (ATM)		
Required	Conditional	Optional
BAN1 (m)		
INIT (m)		
INIT-TEL NO. (m)		
INIT-FAX NO. (m)		

" " = mandatory entry; * = when this optional field is populated, it forces at least one of the conditional fields to become REQUIRED; (m) = for manual ordering only; (e) = for electronic ordering only

EU — REQ TYP E / ACT V (ATM)		
Required	Conditional	Optional
PON (m)	VER (m)	LOCNUM (Header)* (m)
AN (m) or ATN (m)	DQTY (m)	SASF (m)
PG_OF_ (m)	IWCON (m)	SASD (m)
	IWCON-TEL NO. (m)	SATH (m)
EU - NAME (m)	EAN (m) or EATN (m)	SASS (m)
SANO (m) or SADLO (m)	FB-BILLNM (m)	EU-FLOOR (m)
SASN (m)	FB-STREET (m)	EU-ROOM (m)
EU-CITY (m)	FB-CITY (m)	EU-BLDG (m)
EU-STATE (m)	FB-STATE (m)	ACC (m)
EU-ZIP CODE (m)	FB-ZIP CODE (m)	FBI* (m)
ERL (m)	FB-BILLCON (m)	FB-SBILLNM (m)
LCON-NAME (m)	FB-BILLCON-TEL NO. (m)	FB-FLOOR (m)
LCON - TEL NO (DNUM (m)	FB - ROOM (m)

" " = mandatory entry; * = when this optional field is populated, it forces at least one of the conditional fields to become REQUIRED; (m) = for manual ordering only; (e) = for electronic ordering only

15.3.5 REQ TYP E / ACT W

LSR — REQ TYP E / ACT W (ATM)		
Required	Conditional	Optional
PON (<i>m</i>)	VER (<i>m</i>)	RPON (<i>m</i>)
AN (<i>m</i>) or ATN (<i>m</i>)	LOCQTY (<i>m</i>)	REMARKS (<i>m</i>)
SC = "LCSC" (<i>m</i>)	SUP (<i>m</i>)	SPEC (<i>m</i>)
PG_OF_ (<i>m</i>)	CUST (<i>m</i>)	
D/TSENT (<i>m</i>)		
DDD (<i>m</i>)		
REQ TYP = " EB " (<i>m</i>)		
ACT = " W " (<i>m</i>)		
CC (<i>m</i>)		
TOS (<i>m</i>)		
BAN1 (<i>m</i>)		
INIT (<i>m</i>)		
INIT-TEL NO. (<i>m</i>)		
INIT-FAX NO. (<i>m</i>)		

" " = mandatory entry; * = when this optional field is populated, it forces at least one of the conditional fields to become REQUIRED; (*m*) = for manual ordering only; (*e*) = for electronic ordering only

EU — REQ TYP E / ACT W (ATM)		
Required	Conditional	Optional
PON(<i>m</i>)	VER (<i>m</i>)	LOCNUM (Header)* (<i>m</i>)
AN (<i>m</i>) or ATN (<i>m</i>)	IWCON (<i>m</i>)	SASF (<i>m</i>)
PG_OF_ (<i>m</i>)	IWCON-TEL NO. (<i>m</i>)	SASD (<i>m</i>)
EU-NAME (<i>m</i>)	EAN (<i>m</i>) or EATN (<i>m</i>)	SATH (<i>m</i>)

- continued -

- continued -

EU — REQTYPE / ACT W (ATM)		
Required	Conditional	Optional
SANO (m) or SADLO (m)		SASS (m)
SASN (m)		EU-FLOOR (m)
EU-CITY (m)		EU-ROOM (m)
EU-STATE (m)		EU-BLDG (m)
EU-ZIP CODE (m)		FBI* (m)
		FB-SBILLNM (m)
		FB-FLOOR (m)
		FB-ROOM (m)

" " = mandatory entry; * = when this optional field is populated, it forces at least one of the conditional fields to become REQUIRED; (m) = for manual ordering only; (e) = for electronic ordering only

15.4 The BellSouth Frame Relay / CDS / ATM - Fast Packet Services Instructions and Forms

Field	Field Definitions
1. Complete Local Service Request Form (LSR)	1. This information is provided by the CLEC. See CLEC Resale Order Guide for form.
2. Complete End User Information Form (EU)	2. This information is provided by the CLEC. See CLEC Resale Order Guide for form.
3. Request Type	3. Check the appropriate type of request and provide circuit number
4. End User Name	4. Identifies the name of the customer (Company Name) the service is for.
5. PON (Purchase Order Number)	5. Identifies the CLEC's unique order or requisition number that authorizes the issuance of this request.
6. End User BellSouth® Serving Wire Center	6. Identifies the 6-digit NPA-NXX (area code plus local exchange prefix) of the BellSouth® Serving Wire Center for the end user's service address.
7. Payment Type	7. Check appropriate type of payment plan based on the customer's request. Note: As indicated, some payment plans require a signed Service Agreement document. See your BellSouth® Account Team representative for forms.
8. End User CPE Type	8. Identifies the end user's type of customer provided equipment (CPE) and the manufacturer name(s), model number(s), and software release number(s).
9. Service Type	9. Check the appropriate type of service based on the end user's request.
10. Customer Connection Speed	10. Check the appropriate type of customer connection speed based on the end user's request.
11. Transport Facility Type	11. Check the appropriate type of transport facility required based on the end user's request.
12. Transport Facility Type -New	12. Check the appropriate options associated with a new transport facility based on the end user's request.
13. Transport Facility Type - Existing	13. Check the appropriate options associated with an existing transport facility based on the end user's request.

Figure 13 BellSouth® Frame Relay / CDS / ATM — Fast Packet Services Ordering Form Line-by-Line Instructions

14. Cascade Switch Connection	14. Check the appropriate option associated with CASCADE connection.
15. Independent Company Involvement	15. Indicates if an Independent Telephone Company (ITC) serving area is involved based on the end user's request. If yes, enter the appropriate data requested related to the ITC.
16. Network Interface Jacks	16. Indicates the particular registered or non-registered jack used to terminate the service. Enter the type and quantity of jacks required. Familiarization with the FCC's registration rules is requisite for all parties involved for the determination of the proper jack.
17. Inside Wire Location	17. Indicates if inside wiring past the demarcation point is required. Check yes or no.
18. Spreadsheet Attachment	18. Complete spread sheet information
19. CLEC Name	19. Identifies the end user's Competitive Local Exchange Carrier (Company Name).
20. Authorized Representative Name	20. Identifies the CLEC representative authorized to request service on behalf of the end user. Type or print name.
21. Authorized Representative Telephone Number	21. Identifies authorized CLEC representative's telephone number.
22. Authorized Representative Signature	22. Enter the signature of the CLEC representative indicated at line item 20.
23. Date	23. Enter date order request submitted to BellSouth®.

Figure 14 BellSouth® Frame Relay / CDS / ATM — Fast Packet Services Ordering Form Line-by-Line Instructions (Page 2)

COMPETITIVE LOCAL EXCHANGE CARRIER ORDERING DOCUMENT

BELLSOUTH® FRAME RELAY / CDS / BBEL

- 1. Complete Local Service Request (LSR) form.
2. Complete End User Information (EU) form.
3. New ___ Change ___ Disconnects ___ Ckt. ID.
4. End User Name:
5. PON:
6. End User BellSouth® Serving Wire Center (NPA/NXX):
7. Check Payment Type Requested: Month - to - Month ___ or Contract ___
8. End User CPE Type:
9. Type Service Requested: Frame Relay ___ CDS ___ BBEL ___ ATM
10. End User Customer Connection Speed:
11. Type of Transport Facility Required? New ___ Existing ___
12. If new transport facility required, provide the following information:
13. If existing transport facility to be used, provide the following information:
14. Will the CASCADE Switch connect to:
15. Is Independent Telephone Company (ITC) involved?
16. Type Network Interface Jack:
17. Is inside wiring required past the demarcation point?
18. Complete spread sheet attachment.

COMPETITIVE LOCAL EXCHANGE CARRIER NAME:
Authorized Representative Name (Typed or Printed):
Authorized Representative Telephone Number:
Authorized Representative Signature: Date:

Figure 15 BellSouth® Frame Relay / CDS / ATM — Fast Packet Services Ordering Form

16. BellSouth Frame Relay / CDS / ATM-Fast Packet Services

16.1 Description

Frame Relay is a connection-oriented data transport service operating at speeds ranging from 56 Kbps to 45 Mbps. The data is transmitted from the end-device terminal, packaged into variable length frames (packets), and transported through the networks on predefined logical links. Frame Relay was developed to exploit the high quality and bandwidths offered by digital, electrical, and fiber optic facilities.

Frame Relay is best suited for "bursty" data applications rather than those where a constant data stream is required. Although there are two versions of frame relay service,

1. Permanent Virtual Circuits (PVC)
2. Switched Virtual Circuits (SVC)

BellSouth only offers Permanent Virtual Circuit (PVC) services. PVCs are end-to-end, bi-directional channels that provide the look and feel of a private line network without the need for dedicated bandwidth. A PVC is created when service is established and taken down when service is discontinued.

The other version SVC, would be set up and taken down on a per-call basis similar to circuit switched technology.

Connectionless Data Service (CDS) is BellSouth's name for low-speed **Switched Multi-megabit Data Service (SMDS)**. CDS is a fast-packet connectionless data transport service that means there is no end-to-end call setup required. It is based on packet-switched technology. Each packet of subscriber information contains address information sufficient to switch it separately through the CDS network. It is offered at rates from 56 Kbps through 45 Mbps.

CDS is designed to be easily integrated into a user's existing environment and to have minimal impact on the user's existing hardware and software. Access to the service is on a 56 Kbps, 64 Kbps, 128 Kbps, DS1 or DS3 path into the network. CDS will support transparent wide area connectivity for interconnecting Local Area Networks (LANs) and individual host systems. The operation and features of CDS have been designed to be similar to those currently found in high-speed data networks so that applications currently using LANs can be easily extended to utilize CDS.

16.2 Ordering Information

The following chart details which forms are required, conditional, or optional for ordering this product. All forms should be populated as usual except where denoted otherwise in the Critical/Valid Entry Tables per Form section.

REQTYP / SERVICE TYPE	Forms											Complex Work Aid for Fast Packet Servicesx	
	SIx	LSRx	Hunt-ing	EUx	DL	DSCR	RS	DRS	PS	NP	LS		LSNP
E - Resale Service (Fast Packet Services)		R		R									R

R = Required C = Conditional O = optional

16.2.1 Completing the LSR and EU Forms

The Required, Conditional, and Optional (R/C/O) fields on the LSR and EU forms will be given for every valid REQTYPE/ACT combination for this product.

The following chart shows all of the valid account level activities for this requisition type.

REQTYP	ACTIVITY TYPE (ACCOUNT LEVEL)												
	N	C	D	T	R	V	S	B	W	L	Y	P	Q
E - BellSouth Fast Packet Services	X	X	X			X			X				

Note: " X " denotes valid account level activities. A blank entry indicates a non-valid account level activity.

Account level activities (ACT) apply to the entire account. The ACTs are defined below:

N = New installation and/or account

C = Change an existing account (e.g., Rearrangement, Partial disconnect or addition)

D = Disconnection

T = Outside move of end user location

R = Record activity is for ordering administrative changes

V = Full Conversion of service **as specified** to new Local Service Provider (LSP)

S = Seasonal partial suspend or restore partial account

B = Restore **full** account or restore denied account

W = Full Conversion of service **as is**

L = Seasonal suspension **full** account

Y = Deny (non-payment)

P = Conversion of service **as specified**: Partial Migration - Initial

Q = Conversion of service **as specified**: Partial Migration - Subsequent

16.3 REQ TYP / ACT Combinations for REQ TYP E: BellSouth Frame Relay / CDS / BBEL - Fast Packet Services

The following charts show the Required, Conditional and Optional (R/C/O) fields on the LSR and EU forms for the valid REQ TYP / ACT combinations. All unmentioned fields are either invalid, not applicable or prohibited. Populating any other fields may result in a fatal reject or a clarification of the service request.

- Mandatory entries are indicated by quotation marks ("xxx").
- Optional fields marked with an asterisk (*) force at least one of the conditional fields to become required when populated.
- Fields used only for manual orders are followed by (m).
- Fields used only for electronic orders are followed by (e).

See the **Data Element Dictionary** Section for additional information on each of the fields listed below.

16.3.1 REQ TYP E / ACT N

LSR — REQ TYP E / ACT N (Fast Packet Services)		
Required	Conditional	Optional
PON (m)	VER (m)	APPTIME-DDD (m)
AN (m)	LOCQTY (m)	PROJECT (m)
SC = " LCSC " (m)	SUP (m)	SPEC (m)
PG_OF_ (m)	CUST (m)	RPON (m)
D/TSENT (m)	FDT (m)	RORD (m)
DDD (m)	CHC (m)	VTA (m)
REQ TYP = " EB " (m)		IMP CON-PAGER (m)
ACT = " N " (m)		ALTIMP CON* (m)
CC (m)		EXP (m)

- continued -

- continued -

LSR — REQ TYP E / ACT N (Fast Packet Services)		
Required	Conditional	Optional
TOS (<i>m</i>)		LST (<i>m</i>)
BANI (<i>m</i>)		REMARKS (<i>m</i>)
INIT (<i>m</i>)		DFDT (<i>m</i>)
INIT-TEL NO. (<i>m</i>)		
INIT-FAX NO. (<i>m</i>)		
IMPCON (<i>m</i>)		
IMPCON-TEL NO. (<i>m</i>)		

" " = mandatory entry; * = when this optional field is populated, it forces at least one of the conditional fields to become REQUIRED; (*m*) = for manual ordering only; (*e*) = for electronic ordering only

EU — REQ TYP E / ACT N (Fast Packet Services)		
Required	Conditional	Optional
PON (<i>m</i>)	VER (<i>m</i>)	LOCNUM (Header)* (<i>m</i>)
AN (<i>m</i>)	IWCON (<i>m</i>)	SASF (<i>m</i>)
PG_OF_ (<i>m</i>)	IWCON-TEL NO. (<i>m</i>)	SASD (<i>m</i>)
LOCNUM (Detail) (<i>m</i>)	LOCACT (<i>m</i>)	SATH (<i>m</i>)
EU- NAME (<i>m</i>)		SASS (<i>m</i>)
SASN (<i>m</i>)		EU-FLOOR (<i>m</i>)
SANO (<i>m</i>) or SADLO (<i>m</i>)		EU-ROOM (<i>m</i>)
EU-CITY (<i>m</i>)		EU- BLDG (<i>m</i>)
EU-STATE (<i>m</i>)		ACC (<i>m</i>)
EU-ZIP CODE (<i>m</i>)		REMARKS (<i>m</i>)

- continued -

- continued -

EU — REQ TYP E / ACT N (Fast Packet Services)		
Required	Conditional	Optional
LCON NAME (m)		IWO* (m)
LCON-TEL NO. (m)		

" " = mandatory entry; * = when this optional field is populated, it forces at least one of the conditional fields to become REQUIRED; (m) = for manual ordering only; (e) = for electronic ordering only

16.3.2 REQ TYP E / ACT C

LSR — REQ TYP E / ACT C (Fast Packet Services)		
Required	Conditional	Optional
PON (m)	VER (m)	APPTIME-DDD (m)
AN (m)	LOCQTY (m)	PROJECT (m)
SC = " LCSC " (m)	SUP (m)	SPEC (m)
PG_OF_ (m)	CHC (m)	RPON (m)
D/TSENT (m)		VTA (m)
DDD (m)		IMCON-PAGER (m)
REQ TYP = " EB " (m)		EXP (m)
ACT = " C " (m)		ALIMPCON-TEL NO. (m)
CC (m)		LST (m)
TOS (m)		RORD (m)
BAN1 (m)		CUST (m)
INIT (m)		DFDT (m)
INIT-TEL NO. (m)		
INIT-FAX NO. (m)		

- continued -

- continued -

LSR — REQ TYP E / ACT C (Fast Packet Services)		
Required	Conditional	Optional
IMPCON (<i>m</i>)		
IMPCON-TEL NO. (<i>m</i>)		

" " = mandatory entry; * = when this optional field is populated, it forces at least one of the conditional fields to become REQUIRED; (*m*) = for manual ordering only; (*e*) = for electronic ordering only

EU — REQ TYP E / ACT C (Fast Packet Services)		
Required	Conditional	Optional
PON (<i>m</i>)	VER (<i>m</i>)	LOCNUM (Header)* (<i>m</i>)
AN (<i>m</i>)	DQTY (<i>m</i>)	ACC (<i>m</i>)
PG_OF_ (<i>m</i>)	IWCON (<i>m</i>)	IWO* (<i>m</i>)
LOCNUM (Detail) (<i>m</i>)	IWCON-TEL NO. (<i>m</i>)	DISC NBR* (<i>m</i>)
EU - NAME (<i>m</i>)	DNUM (<i>m</i>)	
SASN (<i>m</i>)	LOCACT (<i>m</i>)	
EU-CITY (<i>m</i>)		
EU-STATE (<i>m</i>)		
EU-ZIP CODE (<i>m</i>)		
LCON-NAME (<i>m</i>)		
LCON-TEL NO. (<i>m</i>)		

" " = mandatory entry; * = when this optional field is populated, it forces at least one of the conditional fields to become REQUIRED; (*m*) = for manual ordering only; (*e*) = for electronic ordering only

16.3.3 REQ TYP E / ACT D

LSR — REQ TYP E / ACT D (Fast Packet Services)		
Required	Conditional	Optional
PON (<i>m</i>)	VER (<i>m</i>)	DFDT (<i>m</i>)
AN (<i>m</i>)	LOCQTY (<i>m</i>)	RPON (<i>m</i>)

- continued -

LSR — REQTYPE / ACT D (Fast Packet Services)		
Required	Conditional	Optional
SC="LCSC" (m)	SUP (m)	RORD (m)
PG_OF_ (m)	CUST (m)	REMARKS DDD (m)
D/TSENT (m)	INIT-TEL NO. (m)	IMPCON* (m)
DDD (m)	INIT-FAX NO. (m)	IMPCON-PAGER (m)
REQTYPE="EB" (m)	IMPCON-TEL NO. (m)	
ACT="D" (m)		
CC (m)		
TOS (m)		
BAN1 (m)		
INIT (m)		
INIT-TEL NO. (m)		
INIT-FAX NO. (m)		

" " = mandatory entry; * = when this optional field is populated, it forces at least one of the conditional fields to become REQUIRED; (m) = for manual ordering only; (e) = for electronic ordering only

EU — REQTYPE / ACT D (Fast Packet Services)		
Required	Conditional	Optional
PON (m)	VER (m)	FBI* (m)
AN (m)	DQTY (m)	FB-SBILLNM (m)
PG_OF_ (m)	FB-BILLNM (m)	FB-FLOOR (m)
EU-NAME (m)	FB-STREET (m)	FB-ROOM (m)
	FB-CITY (m)	
	FB-STATE (m)	
	FB-ZIP CODE (m)	
	FB-BILLCON (m)	

- continued -

- continued -

EU — REQ TYP E / ACT D (Fast Packet Services)		
Required	Conditional	Optional
	FB-BILLCON-TEL NO. (m)	
	DNUM (m)	
	DISC NBR (m)	

" " = mandatory entry; * = when this optional field is populated, it forces at least one of the conditional fields to become REQUIRED; (m) = for manual ordering only; (e) = for electronic ordering only

16.3.4 REQ TYP E / ACT V

LSR — REQ TYP E / ACT V (Fast Packet Services)		
Required	Conditional	Optional
PON (m)	VER (m)	APPTIME-DDD (m)
AN (m)	LOCQTY (m)	DFDT (m)
SC = " LCSC " (m)	SUP (m)	PROJECT (m)
PG_OF_ (m)	CUST (m)	SPEC (m)
D/TSENT (m)		RPON (m)
DDD (m)		RORD (m)
REQ TYP = " EB " (m)		VTA (m)
ACT = " V " (m)		IMPCON-PAGER (m)
CC (m)		REMARKS (m)
TOS (m)		EXP (m)
BAN1 (m)		
INIT (m)		
INIT-TEL NO. (m)		
INIT-FAX NO. (m)		

- continued -

- continued -

LSR — REQTYPE / ACT V (Fast Packet Services)		
Required	Conditional	Optional
IMPCON (<i>m</i>)		
IMPCON-TEL NO. (<i>m</i>)		

" " = mandatory entry; * = when this optional field is populated, it forces at least one of the conditional fields to become REQUIRED; (*m*) = for manual ordering only; (*e*) = for electronic ordering only

EU — REQTYPE / ACT V (Fast Packet Services)		
Required	Conditional	Optional
PON (<i>m</i>)	VER (<i>m</i>)	LOCNUM (Header)* (<i>m</i>)
AN (<i>m</i>)	DQTY (<i>m</i>)	SASF (<i>m</i>)
PG_OF_ (<i>m</i>)	IWCON (<i>m</i>)	SASD (<i>m</i>)
LOCNUM (Detail) (<i>m</i>)	IWCON-TEL NO. (<i>m</i>)	SATH (<i>m</i>)
EU-NAME (<i>m</i>)	EAN (<i>m</i>)	SASS (<i>m</i>)
SASN (<i>m</i>)	FB-BILLNM (<i>m</i>)	EU-ROOM (<i>m</i>)
ERL (<i>m</i>)	FB-STREET (<i>m</i>)	EU-BLDG (<i>m</i>)
EU-CITY (<i>m</i>)	FB-CITY (<i>m</i>)	LCON-NAME (<i>m</i>)
EU-STATE (<i>m</i>)	FB-STATE (<i>m</i>)	LCON-TEL NO. (<i>m</i>)
EU-ZIP CODE (<i>m</i>)	FB-ZIP CODE (<i>m</i>)	IWO (<i>m</i>)
	FB-BILLCON (<i>m</i>)	ACC (<i>m</i>)
	FB-BILLCON-TEL NO. (<i>m</i>)	FBI* (<i>m</i>)
	DNUM (<i>m</i>)	FB-SBILLNM (<i>m</i>)
	LOCACT (<i>m</i>)	FB-FLOOR (<i>m</i>)
		FB-ROOM (<i>m</i>)

" " = mandatory entry; * = when this optional field is populated, it forces at least one of the conditional fields to become REQUIRED; (*m*) = for manual ordering only; (*e*) = for electronic ordering only

16.3.5 REQ TYP E / ACT W

LSR — REQ TYP E / ACT W (Fast Packet Services)		
Required	Conditional	Optional
PON (m)	VER (m)	RPON (m)
AN (m)	LOCQTY (m)	REMARKS (m)
SC = " LCSC " (m)	SUP (m)	
PG_OF_ (m)	CUST (m)	
D/TSENT (m)		
DDD (m)		
REQ TYP = " EB " (m)		
ACT = " W " (m)		
CC (m)		
TOS (m)		
BAN1 (m)		
INIT (m)		
INIT-TEL NO. (m)		
INIT-FAX NO. (m)		

" " = mandatory entry; * = when this optional field is populated, it forces at least one of the conditional fields to become REQUIRED; (m) = for manual ordering only; (e) = for electronic ordering only

EU — REQ TYP E / ACT W (Fast Packet Services)		
Required	Conditional	Optional
PON (m)	VER (m)	LOCNUM (Header)* (m)
AN (m) or ATN (m)	IWCON (m)	SASF (m)
PG_OF_ (m)	IWCON-TEL NO. (m)	SASD (m)
LOCNUM (Detail) (m)	LOCACT (m)	SATH (m)

- continued -

- continued -

EU — REQTYPE / ACT W (Fast Packet Services)		
Required	Conditional	Optional
EU-NAME (m)		SASS (m)
SASN (m)		EU-FLOOR (m)
SANO (m) or SADLO (m)		EU-ROOM (m)
EU-CITY (m)		EU-BLDG (m)
EU-STATE (m)		FBI* (m)
EU-ZIP CODE (m)		FB-SBILLNM (m)
		FB-FLOOR (m)
		FB-ROOM (m)

" " = mandatory entry; * = when this optional field is populated, it forces at least one of the conditional fields to become REQUIRED; (m) = for manual ordering only; (e) = for electronic ordering only

16.4 The BellSouth Frame Relay / CDS / ATM - Fast Packet Services Instructions and Forms

Field	Field Definitions
1. Complete Local Service Request Form (LSR)	1. This information is provided by the CLEC. See CLEC Resale Order Guide for form.
2. Complete End User Information Form (EU)	2. This information is provided by the CLEC. See CLEC Resale Order Guide for form.
3. Request Type	3. Check the appropriate type of request and provide circuit number
4. End User Name	4. Identifies the name of the customer (Company Name) the service is for.
5. PON (Purchase Order Number)	5. Identifies the CLEC's unique order or requisition number that authorizes the issuance of this request.
6. End User BellSouth® Serving Wire Center	6. Identifies the 6-digit NPA-NXX (area code plus local exchange prefix) of the BellSouth® Serving Wire Center for the end user's service address.
7. Payment Type	7. Check appropriate type of payment plan based on the customer's request. Note: As indicated, some payment plans require a signed Service Agreement document. See your BellSouth® Account Team representative for forms.
8. End User CPE Type	8. Identifies the end user's type of customer provided equipment (CPE) and the manufacturer name(s), model number(s), and software release number(s).
9. Service Type	9. Check the appropriate type of service based on the end user's request.
10. Customer Connection Speed	10. Check the appropriate type of customer connection speed based on the end user's request.
11. Transport Facility Type	11. Check the appropriate type of transport facility required based on the end user's request.
12. Transport Facility Type -New	12. Check the appropriate options associated with a new transport facility based on the end user's request.
13. Transport Facility Type - Existing	13. Check the appropriate options associated with an existing transport facility based on the end user's request.

Figure 16 BellSouth® Frame Relay / CDS / ATM — Fast Packet Services Ordering Form Line-by-Line Instructions

14. Cascade Switch Connection	14. Check the appropriate option associated with CASCADE connection.
15. Independent Company Involvement	15. Indicates if an Independent Telephone Company (ITC) serving area is involved based on the end user's request. If yes, enter the appropriate data requested related to the ITC.
16. Network Interface Jacks	16. Indicates the particular registered or non-registered jack used to terminate the service. Enter the type and quantity of jacks required. Familiarization with the FCC's registration rules is requisite for all parties involved for the determination of the proper jack.
17. Inside Wire Location	17. Indicates if inside wiring past the demarcation point is required. Check yes or no.
18. Spreadsheet Attachment	18. Complete spread sheet information
19. CLEC Name	19. Identifies the end user's Competitive Local Exchange Carrier (Company Name).
20. Authorized Representative Name	20. Identifies the CLEC representative authorized to request service on behalf of the end user. Type or print name.
21. Authorized Representative Telephone Number	21. Identifies authorized CLEC representative's telephone number.
22. Authorized Representative Signature	22. Enter the signature of the CLEC representative indicated at line item 20.
23. Date	23. Enter date order request submitted to BellSouth®.

**Figure 17 BellSouth® Frame Relay / CDS / BBEL — Fast Packet Services
Ordering Form Line-by-Line Instructions (Page 2)**

**COMPETITIVE LOCAL EXCHANGE CARRIER
ORDERING DOCUMENT**

BELLSOUTH® FRAME RELAY / CDS / BBEL

1. Complete Local Service Request (LSR) form.
2. Complete End User Information (EU) form.
3. New ___ Change ___ Disconnects ___ Ckt. ID.

4. End User Name: _____
5. PON: _____
6. End User BellSouth® Serving Wire Center (NPA/NXX): _____
7. Check Payment Type Requested: Month - to - Month ___ or Contract ___
If Contract, then number of Months ___ *
- *NOTE: Payment Plan requires SIGNED Service Agreement document.
8. End User CPE Type: _____
Manufacturer / Model / Software Release: _____
9. Type Service Requested: Frame Relay ___ CDS ___ BBEL ___ ATM ___
10. End User Customer Connection Speed: _____
If Frame Relay: Number of DLCI's from End User: ___ Committed Information Rate (CIR): ___
Number of DLCI's from HOST: ___ Committed Information Rate (CIR): ___
If CDS: Multiple Addresses? Yes ___ or No ___. If Yes, number of addresses: ___
11. Type of Transport Facility Required? New ___ Existing ___
12. If new transport facility required, provide the following information:
Broadband Exchange line: Yes ___ No ___
Transport Speed: 56kbps ___ 64 kbps ___ 128 kbps ___ 1.536 mbps ___ 44.210 mbps ___
Broadband Exchange line Extension: Yes ___ No ___
Inter-network Serving Area Link between two BellSouth® Serving Areas: Yes ___ No ___
If yes provide: Cascade A CLLI _____, Cascade B CLLI _____, CIR: _____
13. If existing transport facility to be used, provide the following information:
BBEL: Yes ___ No ___ FlexServ: Yes ___ No ___
MegaLink: Yes ___ No ___ MegaLink® Channelized: Yes ___ No ___
If channelized, provide CFA Channels, Low Channel: ___ High Channel: ___
Other (please specify): _____
Circuit ID: _____
14. Will the CASCADE Switch connect to:
a. ___ Interexchange Carrier NNI d. ___ Independent Company Switch
b. ___ Interexchange Carrier UNI e. ___ Independent Company Meet Point Trunk
c. ___ Interexchange Carrier ISSI
If Interexchange Carriers NNI connected to this UNI give: a. CCNA ___ b. PON _____
If CDS ISSI connection to Interexchange Carrier, give IP Address _____
IA Address _____
15. Is Independent Telephone Company (ITC) involved? Yes ___ No ___
If yes, provide the following information:
ITC Name: _____ ITC Contact/Telephone Number: _____
LSO (NPA/NXX): _____ Total Miles: _____ BellSouth® Miles: _____
16. Type Network Interface Jack: _____ Number of Network Interface Jacks: _____
17. Is inside wiring required past the demarcation point? Yes ___ No ___
18. Complete spread sheet attachment.

COMPETITIVE LOCAL EXCHANGE CARRIER NAME: _____
Authorized Representative Name (Typed or Printed): _____
Authorized Representative Telephone Number: _____
Authorized Representative Signature: _____ Date: _____

Figure 18 BellSouth® Frame Relay / CDS / ATM — Fast Packet Services Ordering Form

17. BellSouth® MegaLink® Service

17.1 Description

MegaLink® Services is a full duplex, private line, digital transport service. It provides the subscriber with the capability to transfer large volumes of voice, data, video, or control signals at speeds of 1.544 Mbps between two locations in the same LATA. This service can be furnished as a partial channel, called a Link, or as an end-to-end service.

17.2 Ordering Information

The following chart details which forms are required, conditional, or optional for ordering this product. All forms should be populated as usual except where denoted otherwise in the Critical/Valid Entry Tables per Form section.

REQTYP / SERVICE TYPE	Forms												Complex Work Aid for MegaLink Service	
	SI	LSR	Hunting	EU	DL	DSCR	RS	DRS	PS	NP	LS	LSNP		
E - Resale Service (MegaLink Service)		R		R										R

R = Required C = Conditional O = optional

17.2.1 Completing the LSR and EU Forms

The Required, Conditional, and Optional (R/C/O) fields on the LSR and EU forms will be given for every valid REQ TYP/ACT combination for this product.

The following chart shows all of the valid account level activities for this requisition type.

REQTYP	ACTIVITY TYPE (ACCOUNT LEVEL)													
	N	C	D	T	R	V	S	B	W	L	Y	P	Q	
E - BellSouth MegaLink® Service	X	X	X	X		X			X			X	X	

Note: " X " denotes valid account level activities. A blank entry indicates a non-valid account level activity.

Account level activities (ACT) apply to the entire account. The ACTs are defined below:

N = New installation and/or account

C = Change an existing account (e.g., Rearrangement, Partial disconnect or addition)

D = Disconnection

T = Outside move of end user location

R = Record activity is for ordering administrative changes

V = Full Conversion of service **as specified** to new Local Service Provider (LSP) **S** = Seasonal partial suspend or restore partial account

B = Restore **full** account or restore denied account

W = Full Conversion of service **as is**

L = Seasonal suspension **full** account

Y = Deny (non-payment)

P = Conversion of service **as specified**: Partial Migration - Initial

⇒ **Q** = Conversion of service **as specified**: Partial Migration - Subsequent

17.3 REQ TYP / ACT Combinations for REQ TYP E: BellSouth® MegaLink® Service

The following charts show the Required, Conditional and Optional (R/C/O) fields on the LSR and EU forms for the valid REQ TYP/ACT combinations. All unmentioned fields are either invalid, not applicable or prohibited. Populating any other fields may result in a fatal reject or a clarification of the service request.

- Mandatory entries are indicated by quotation marks ("xxx").
- Optional fields marked with an asterisk (*) force at least one of the conditional fields to become required when populated.
- Fields used only for manual orders are followed by (m).
- Fields used only for electronic orders are followed by (e).

See the **Data Element Dictionary** Section for additional information on each of the fields listed below.

17.3.1 REQ TYP E / ACT N

LSR — REQ TYP E / ACT N (MegaLink® Service)		
Required	Conditional	Optional
CCNA (m)	VER (m)	APPTIME-DDD (m)
PON (m)	LOCQTY (m)	PROJECT (m)
PG_OF_ (m)	SUP (m)	SPEC (m)
AN (m)	CUST (m)	LST (m)
SC = " LCSC " (m)	DSGCON (m)	EXP (m)
D/TSENT (m)	DSGCON TEL NO (m)	RPON (m)
DDD (m)		RORD (m)
REQ TYP = " EB " (m)		DRC (m)
ACT = " N " (m)		VTA (m)
CC (m)		IMPCON-PAGER (m)
TOS (m)		
BAN1 (m)		
INIT (m)		
INIT-TEL NO. (m)		
INIT-FAX NO. (m)		
IMPCON (m)		
IMPCON-TEL NO. (m)		

" " = mandatory entry; * = when this optional field is populated, it forces at least one of the conditional fields to become REQUIRED; (m) = for manual ordering only; (e) = for electronic ordering only

EU — REQ TYP E / ACT N (MegaLink® Service)		
Required	Conditional	Optional
PON (m)	VER (m)	LOCNUM (Header)* (m)
AN (m)	IWCON (m)	SASF (m)
PG_OF_ (m)	IWCON-TEL NO. (m)	SASD (m)
EU-NAME (m)		SATH (m)
SANO (m) or SADLO (m)		SASS (m)
SASN (m)		EU-FLOOR (m)
EU-CITY (m)		EU-ROOM (m)
EU-STATE (m)		EU-BLDG (m)
EU-ZIP CODE (m)		LCON-NAME (m)
		LCON-TEL NO. (m)
		ACC (m)
		WSOP (m)
		IWO* (m)

" " = mandatory entry; * = when this optional field is populated, it forces at least one of the conditional fields to become REQUIRED; (m)= for manual ordering only; (e) = for electronic ordering only

17.3.2 REQ TYP E / ACT C

LSR — REQ TYP E / ACT C (MegaLink® Service)		
Required	Conditional	Optional
CCNA (m)	VER (m)	APPTIME-DDD (m)
PON (m)	LOCQTY (m)	PROJECT (m)
PG_OF_ (m)	SUP (m)	SPEC (m)
AN (m)	CUST (m)	EXP (m)
SC = " LCSC " (m)		LST (m)

- continued -

- continued -

LSR — REQ TYP E / ACT C (MegaLink® Service)		
Required	Conditional	Optional
D/TSENT (<i>m</i>)		RPON (<i>m</i>)
DDD (<i>m</i>)		RORD (<i>m</i>)
REQ TYP = " EB " (<i>m</i>)		VTA (<i>m</i>)
ACT = " C " (<i>m</i>)		IMCON-PAGER (<i>m</i>)
CC (<i>m</i>)		
TOS (<i>m</i>)		
BAN1 (<i>m</i>)		
INIT (<i>m</i>)		
INIT-TEL NO. (<i>m</i>)		
INIT-FAX NO. (<i>m</i>)		
IMPCON (<i>m</i>)		
IMPCON-TEL NO (<i>m</i>)		

" " = mandatory entry; * = when this optional field is populated, it forces at least one of the conditional fields to become REQUIRED; (*m*) = for manual ordering only; (*e*) = for electronic ordering only

EU — REQ TYP E / ACT C (MegaLink® Service)		
Required	Conditional	Optional
PON (<i>m</i>)	VER (<i>m</i>)	LOCNUM (Header)* (<i>m</i>)
AN (<i>m</i>)	DQTY (<i>m</i>)	LCON-NAME (<i>m</i>)
PG_OF_ (<i>m</i>)	IWCON (<i>m</i>)	LCON-TEL NO (<i>m</i>)
EU-NAME (<i>m</i>)	IWCON-TEL NO. (<i>m</i>)	ACC (<i>m</i>)
	DNUM (<i>m</i>)	WSOP (<i>m</i>)

- continued -

- continued -

EU — REQ TYP E / ACT C (MegaLink® Service)		
Required	Conditional	Optional
		IWO* (m)
		DISC NBR* (m)

" " = mandatory entry; * = when this optional field is populated, it forces at least one of the conditional fields to become REQUIRED; (m) = for manual ordering only; (e) = for electronic ordering only

17.3.3 REQ TYP E / ACT D

LSR — REQ TYP E / ACT D (MegaLink® Service)		
Required	Conditional	Optional
CCNA (m)	VER (m)	DFDT (m)
PON (m)	LOCQTY (m)	RPON (m)
PG_OF_ (m)	SUP (m)	RORD (m)
AN (m)	CUST (m)	INIT * (m)
SC = " LCSC " (m)	IMPCON-TEL NO. (m)	IMPCON* (m)
D/TSENT (m)		IMPCON-PAGER (m)
DDD (m)		
REQ TYP = " EB " (m)		
ACT = " D " (m)		
CC (m)		
TOS (m)		
BAN1 (m)		
INIT (m)		
INIT-TEL NO. (m)		
INIT-FAX NO. (m)		

" " = mandatory entry; * = when this optional field is populated, it forces at least one of the conditional fields to become REQUIRED; (m) = for manual ordering only; (e) = for electronic ordering only

EU — REQ TYP E / ACT D (MegaLink® Service)		
Required	Conditional	Optional
PON (m)	VER (m)	FBI* (m)
AN (m)	DQTY (m)	FB- SBILLNM (m)
PG_OF_ (m)	FB-BILLNM (m)	FB-FLOOR (m)
EU-NAME (m)	FB-STREET (m)	FB-ROOM (m)
	FB-CITY (m)	DISC NBR* (m)
	FB-STATE (m)	
	FB-ZIP CODE (m)	
	FB-BILLCON (m)	
	FB-BILLCON-TEL NO. (m)	

" " = mandatory entry; * = when this optional field is populated, it forces at least one of the conditional fields to become REQUIRED; (m) = for manual ordering only; (e) = for electronic ordering only

17.3.4 REQ TYP E / ACT T

LSR — REQ TYP E / ACT T (MegaLink® Service)		
Required	Conditional	Optional
CCNA (m)	VER (m)	APPTIME-DDD (m)
PON (m)	LOCQTY (m)	DFDT (m)
PG_OF_ (m)	SUP (m)	PROJECT (m)
AN (m)	CUST (m)	SPEC (m)
SC = " LCSC " (m)		EXP (m)
D/TSENT (m)		LST (m)
DDD (m)		RPON (m)
REQ TYP = " EB " (m)		RORD (m)
ACT = " T " (m)		VTA (m)

- continued -

- continued -

LSR — REQ TYP E / ACT T (MegaLink® Service)		
Required	Conditional	Optional
CC (<i>m</i>)		IMPCON-PAGER (<i>m</i>)
TOS (<i>m</i>)		REMARKS (<i>m</i>)
BAN1 (<i>m</i>)		
INIT (<i>m</i>)		
INIT-TEL NO (<i>m</i>)		
INIT-FAX NO. (<i>m</i>)		
IMPCON (<i>m</i>)		
IMPCON-TEL NO. (<i>m</i>)		

" " = mandatory entry; * = when this optional field is populated, it forces at least one of the conditional fields to become REQUIRED; (*m*) = for manual ordering only; (*e*) = for electronic ordering only

EU — REQ TYP E / ACT T (MegaLink® Service)		
Required	Conditional	Optional
PON (<i>m</i>)	VER (<i>m</i>)	LOCNUM (Header)* (<i>m</i>)
AN (<i>m</i>)	IWCON (<i>m</i>)	SASF (<i>m</i>)
PG_OF_ (<i>m</i>)	IWCON-TEL NO. (<i>m</i>)	SASD (<i>m</i>)
EU-NAME (<i>m</i>)		SATH (<i>m</i>)
SANO (<i>m</i>) or SADLO (<i>m</i>)		SASS (<i>m</i>)
SASN (<i>m</i>)		EU- FLOOR (<i>m</i>)
EU-CITY (<i>m</i>)		EU-ROOM (<i>m</i>)
EU-STATE (<i>m</i>)		EU-BLDG (<i>m</i>)
EU-ZIP CODE (<i>m</i>)		LCON-NAME (<i>m</i>)
		LCON-TEL NO. (<i>m</i>)

- continued -

- continued -

EU — REQ TYP E / ACT T (MegaLink® Service)		
Required	Conditional	Optional
		ACC (m)
		WSOP (m)
		IWO* (m)

" " = mandatory entry; * = when this optional field is populated, it forces at least one of the conditional fields to become REQUIRED; (m) = for manual ordering only; (e) = for electronic ordering only

17.3.5 REQ TYP E / ACT V

LSR — REQ TYP E / ACT V (MegaLink® Service)		
Required	Conditional	Optional
CCNA (m)	VER (m)	APPTIME-DDD (m)
PON (m)	LOCQTY (m)	DFDT (m)
PG_OF_ (m)	SUP (m)	PROJECT (m)
AN (m)	CUST (m)	SPEC (m)
SC = " LCSC " (m)		RPON (m)
D/TSENT (m)		RORD (m)
DDD (m)		VTA (m)
REQ TYP = " EB " (m)		REMARKS (m)
ACT = " V " (m)		
CC (m)		
TOS (m)		
BAN1 (m)		
INIT (m)		
INIT-TEL NO. (m)		
INIT-FAX NO. (m)		

" " = mandatory entry; * = when this optional field is populated, it forces at least one of the conditional fields to become REQUIRED; (m) = for manual ordering only; (e) = for electronic ordering only

EU — REQTY P E / ACT V (MegaLink® Service)		
Required	Conditional	Optional
PON (m)	VER (m)	LOCNUM (Header)* (m)
AN (m)	DQTY (m)	SASF (m)
PG_OF_ (m)	IWCON (m)	SASD (m)
EU-NAME (m)	IWCON-TEL NO (m)	SATH (m)
SANO (m) or SADLO (m)	EAN (m) or EATN (m)	SASS (m)
SASN (m)	FB-BILLNM (m)	EU-ROOM (m)
EU-CITY (m)	FB-STREET (m)	EU- BLDG (m)
EU-STATE (m)	FB- CITY (m)	LCON - NAME (m)
EU- ZIP CODE (m)	FB-STATE (m)	LCON-TEL NO. (m)
ERL (m)	FB-ZIP CODE (m)	FBI* (m)
	FB- BILLCON (m)	FB-SBILLNM (m)
	FB-BILLCON-TEL NO. (m)	FB-FLOOR (m)
	DNUM (m)	FB-ROOM (m)
	DISC NBR (m)	EUMI (m)
		ACC (m)
		WSOP (m)

" " = mandatory entry; * = when this optional field is populated, it forces at least one of the conditional fields to become REQUIRED; (m)= for manual ordering only; (e) = for electronic ordering only

17.3.6 REQTY P E / ACT W

LSR — REQTY P E / ACT W (MegaLink® Service)		
Required	Conditional	Optional
CCNA (m)	VER (m)	
PON (m)	LOCQTY (m)	

- continued -

- continued -

PG_OF_ (<i>m</i>)	SUP (<i>m</i>)	
AN (<i>m</i>)	CUST (<i>m</i>)	
SC = " LCSC" (<i>m</i>)		
D/TSENT (<i>m</i>)		
DDD (<i>m</i>)		
REQTYP = " EB " (<i>m</i>)		
ACT = " W " (<i>m</i>)		
CC (<i>m</i>)		
TOS (<i>m</i>)		
BAN1 (<i>m</i>)		
INIT (<i>m</i>)		
INIT-TEL NO. (<i>m</i>)		
INIT-FAX NO. (<i>m</i>)		

" " = mandatory entry; * = when this optional field is populated, it forces at least one of the conditional fields to become REQUIRED; (*m*) = for manual ordering only; (*e*) = for electronic ordering only

EU — REQTYP E / ACT W (MegaLink® Service)		
Required	Conditional	Optional
PON (<i>m</i>)	VER (<i>m</i>)	LOCNUM (Header)* (<i>m</i>)
AN (<i>m</i>)	EAN (<i>m</i>) or EATN (<i>m</i>)	SASF (<i>m</i>)
PG_OF_ (<i>m</i>)	IWCON (<i>m</i>)	SASD (<i>m</i>)
EU-NAME (<i>m</i>)	IWCON-TEL NO. (<i>m</i>)	SATH (<i>m</i>)
SANO (<i>m</i>) or SADLO (<i>m</i>)		SASS (<i>m</i>)
SASN (<i>m</i>)		EU-FLOOR (<i>m</i>)
EU-CITY (<i>m</i>)		EU-ROOM (<i>m</i>)
EU- STATE (<i>m</i>)		EU-BLDG (<i>m</i>)

- continued -

- continued -

EU — REQ TYP E / ACT W (MegaLink® Service)		
Required	Conditional	Optional
EU-ZIP CODE (m)		FBI* (m)
		FB-SBILLNM (m)
		FB-FLOOR (m)
		FB-ROOM (m)

" " = mandatory entry; * = when this optional field is populated, it forces at least one of the conditional fields to become REQUIRED; (m) = for manual ordering only; (e) = for electronic ordering only

17.3.7 REQ TYP E / ACT P

LSR — REQ TYP E / ACT P (MegaLink® Service)		
Required	Conditional	Optional
CCNA (m)	VER (m)	APPTIME-DDD (m)
PON (m)	LOCQTY (m)	DFDT (m)
AN (m)	SUP (m)	PROJECT (m)
PG_OF_ (m)	CUST (m)	SPEC (m)
SC = " LCSC " (m)		RPON (m)
D/TSENT (m)		RORD (m)
DDD (m)		VTA (m)
REQ TYP = " EB " (m)		IMP CON-PAGER (m)
ACT = " P " (m)		REMARKS (m)
CC (m)		
TOS (m)		
BAN1 (m)		
INIT (m)		
INIT-TEL NO. (m)		
INIT-FAX NO. (m)		

- continued -

- continued -

LSR — REQ TYP E / ACT P (MegaLink® Service)		
Required	Conditional	Optional
IMPCON (<i>m</i>)		
IMPCON-TEL NO. (<i>m</i>)		

" " = mandatory entry; * = when this optional field is populated, it forces at least one of the conditional fields to become REQUIRED; (*m*) = for manual ordering only; (*e*) = for electronic ordering only

EU — REQ TYP E / ACT P (MegaLink® Service)		
Required	Conditional	Optional
PON (<i>m</i>)	VER (<i>m</i>)	LOCNUM (Header)* (<i>m</i>)
AN (<i>m</i>)	DQTY (<i>m</i>)	SASF (<i>m</i>)
PG_OF_ (<i>m</i>)	IWCON (<i>m</i>)	SASD (<i>m</i>)
SANO (<i>m</i>) or SADLO (<i>m</i>)	IWCON-TEL NO. (<i>m</i>)	SATH (<i>m</i>)
SASN (<i>m</i>)	EAN (<i>m</i>) or EATN (<i>m</i>)	SASS (<i>m</i>)
EU- NAME (<i>m</i>)	DNUM (<i>m</i>)	EU-FLOOR (<i>m</i>)
EU-CITY (<i>m</i>)		EU-ROOM (<i>m</i>)
EU-STATE (<i>m</i>)		EU-BLDG (<i>m</i>)
EU-ZIP CODE (<i>m</i>)		LCON-NAME (<i>m</i>)
		LCON-TEL NO. (<i>m</i>)
		ACC (<i>m</i>)
		WSOP (<i>m</i>)
		IWO* (<i>m</i>)
		DISC NBR*
		REMARKS (<i>m</i>)

" " = mandatory entry; * = when this optional field is populated, it forces at least one of the conditional fields to become REQUIRED; (*m*) = for manual ordering only; (*e*) = for electronic ordering only

17.3.8 REQ TYP E / ACT Q

LSR — REQ TYP E / ACT Q (MegaLink® Service)		
Required	Conditional	Optional
CCNA (m)	VER (m)	APPTIME-DDD (m)
PON (m)	LOCQTY (m)	DFDT (m)
AN (m)	SUP (m)	PROJECT (m)
PG_OF_ (m)	CUST (m)	SPEC (m)
SC = " LCSC " (m)		RPON (m)
D/TSENT (m)		RORD (m)
DDD (m)		VTA (m)
REQ TYP = " EB " (m)		IMPCON-PAGER (m)
ACT = " Q " (m)		REMARKS (m)
CC (m)		
TOS (m)		
BAN1 (m)		
INIT (m)		
INIT-TEL NO. (m)		
INIT-FAX NO. (m)		
IMPCON (m)		
IMPCON-TEL NO. (m)		

" " = mandatory entry; * = when this optional field is populated, it forces at least one of the conditional fields to become REQUIRED; (m) = for manual ordering only; (e) = for electronic ordering only

EU — REQ TYP E / ACT Q (MegaLink® Service)		
Required	Conditional	Optional
PON (m)	VER (m)	LOCNUM (Header)* (m)
AN (m)	DQTY (m)	SASF (m)
PG_OF_ (m)	IWCON (m)	SASD (m)

- continued -

EU — REQ TYP E / ACT Q (MegaLink® Service)		
Required	Conditional	Optional
SANO (m) or SADLO (m)	IWCON-TEL NO. (m)	SATH (m)
SASN (m)	EAN (m)or EATN (m)	SASS (m)
EU- NAME (m)	DNUM (m)	EU-FLOOR (m)
EU-CITY (m)		EU-ROOM (m)
EU-STATE (m)		EU-BLDG (m)
EU-ZIP CODE (m)		LCON-NAME (m)
		LCON-TEL NO. (m)
		ACC (m)
		WSOP (m)
		IWO* (m)

" " = mandatory entry; * = when this optional field is populated, it forces at least one of the conditional fields to become REQUIRED; (m) = for manual ordering only; (e) = for electronic ordering only

17.4 The BellSouth® MegaLink® Service Instructions and Forms

Table T BellSouth® MegaLink® Service Form Instructions

Field	Field Definitions
1. Complete Local Service Request Form (LSR)	1. This information is provided by the CLEC. See CLEC Resale Order Guide for form.
2. Complete End User Information Form (EU)	2. This information is provided by the CLEC. See CLEC Resale Order Guide for form.
3. Activity	3. Identifies the activity type for request. If change, existing circuit ID required.
4. End User Name	4. Identifies the name of the customer (Company Name) the service is for.

- continued -

Table T BellSouth® MegaLink® Service Form Instructions (continued)

Field	Field Definitions
5. PON (Purchase Order Number)	5. Identifies the CLEC unique order or requisition number that authorizes the issuance of this request.
6. Number of MegaLink® Circuits	6. Indicates the quantity of MegaLink circuits being requested by this order.
7. Payment Type	7. Check appropriate type of payment plan based on the customer's request. Note: As indicated, some payment plans require a signed Service Agreement document. See your BellSouth® Account Team representative for forms.
8. Circuit Location One (CKL 1) Subscriber Name	8. Enter the subscribing customer's name (Company Name) at the service address designated as circuit location one of the MegaLink® circuit.
8a. Address	8a. Enter the subscriber's service address designated as circuit location one.
8b. BellSouth® Serving Wire Center (NPA/NXX)	8b. Identifies the 6-digit NPA-NXX (area code plus local exchange prefix) of the BellSouth® Serving Wire Center for the subscriber service address at circuit location one.
8c. Contact Person / Telephone Number:	8c. Enter name of contact person and telephone number at service address for circuit location one.
8d. Type Network Interface Jack	8d. Indicates the particular registered or non-registered jack used to terminate the service at circuit location one. Familiarization with the FCC's registration rules is requisite for all parties involved for the determination of the proper jack.
8e. Number of Network Interface Jacks	8e. Indicates the quantity of network interface jacks required at circuit location one.
8f. Channel Service Unit Location	8f. Indicates if the channel service unit (CSU) is more than 100 feet from the demarcation point at circuit location one. Check yes or no.
8g. Inside Wire Location	8g. Indicates if inside wiring past the demarcation point is a requirement at circuit location one. Check yes or no.

- continued -

Table T BellSouth® MegaLink® Service Form Instructions (continued)

Field	Field Definitions
9. Circuit Location Two (CKL 2) Subscriber Name	9. Enter the subscribing customer's name (Company name) at the service address designated as the terminating point (circuit location two) of the MegaLink® circuit.
9a. Address	9a. Enter the subscriber's service address designated as circuit location two.
9b. BellSouth Serving Wire Center (NPA/NXX)	9b. Identifies the 6-digit NPA-NXX (area code plus local exchange prefix) of the BellSouth® Serving Wire Center for the subscriber service address at circuit location two.
9c. Contact Person / Telephone Number	9c. Enter name of contact person and telephone number at service address for circuit location two.
9d. Type Network Interface Jack	9d. Indicates the particular registered or non-registered jack used to terminate the service at circuit location two. Familiarization with the FCC's registration rules is requisite for all parties involved for the determination of the proper jack.
9e. Number of Network Interface Jacks	9e. Indicates the quantity of network interface jacks required at circuit location two.
9f. Channel Service Unit Location	9f. Indicates if the channel service unit (CSU) is more than 100 feet from the demarcation point at circuit location two. Check yes or no.
9g. Inside Wire Location	9g. Indicates if inside wiring past the demarcation point is a requirement at circuit location two. Check yes or no.
10. Line Coding Required	10. Identifies the type of line coding required based on the customer's service request.
11. Framing Format Required	11. Identifies the type of frame formatting required based on customer's service request.
12. SmartRing® Service	12. Indicates if MegaLink® Service will be part of a SMARTRing Service. Check yes or no.
13. SmartPath® Service	13. Indicates if MegaLink® Service will be part of a SMARTPath® Service. Check yes or no.
14. MegaLink® PLUS Service	14. Indicates if MegaLink® is being requested as MegaLink PLUS® Service. Check yes or no.

- continued -

Table T BellSouth® MegaLink® Service Form Instructions (continued)

Field	Field Definitions
15. MegaLink® terminate in FlexServ® Arrangement	15. Indicates if MegaLink® is to terminate in FlexServ®. Check yes or no. If yes, attach details.
16. Remarks or related/ associated contract	16. Remarks or related/associated contract information.
17. Independent Telephone Company Involvement	17. Indicates if MegaLink® will originate or terminate in ITC. Check yes or no.
18. Competitive Local Exchange Carrier Name	18. Identifies the end user's Competitive Local Exchange Carrier (Company Name).
19. Authorized Representative Name	19. Identifies the CLEC representative authorized to request service on behalf of the end user. Type or print name.
20. Authorized Representative Telephone Number	20. Identifies the authorized CLEC representative's telephone number.
21. Authorized Representative Signature	21. Enter the signature of the CLEC representative indicated at line item 30.
22. Date	22. Enter date order request submitted to BellSouth®.

COMPETITIVE LOCAL EXCHANGE CARRIER ORDERING DOCUMENT

BELLSOUTH® MEGALINK® SERVICE

1. Complete Local Service Request (LSR) form.
 2. Complete End User Information (EU) form.
 3. Activity: New Change Ckt. ID _____
 4. End User Name: _____
 5. PON: _____
 6. Number of MegaLink® circuits: _____
 7. Check Payment Type Requested: Month - to - Month or Contract
If Contract, number of Months _____*
- *NOTE: Payment Plan requires SIGNED Service Agreement document.
8. Circuit Location One (CKL - 1) Subscriber Name: _____
CKL - 1 Address: _____
CKL - 1 BellSouth® Serving Wire Center (NPA/NXX): _____
CKL - 1 Contact Person / Telephone Number: _____
Type Network Interface Jack: _____ Number of Network Interface Jacks: _____
CKL-1 Is CSU more than 100 feet from demarcation point? Yes No
CKL-1 Is inside wiring required past the demarcation point? Yes No
 9. Circuit Location Two (CKL - 2) Subscriber Name: _____
CKL - 2 Address: _____
CKL - 2 BellSouth® Serving Wire Center (NPA/NXX): _____
CKL - 2 Contact Person / Telephone Number: _____
Type Network Interface Jack: _____ Number of Network Interface Jacks: _____
CKL-2 Is CSU more than 100 feet from demarcation point? Yes No
CKL-2 Is inside wiring required past the demarcation point? Yes No
 10. Line Coding Required: Alternate Mark Inversion (AMI)
Clear Channel Capability (B8ZS)
 11. Framing Format Required: D4 Super Frame (SF)
Extended Super Frame (ESF)
 12. Will MegaLink® be a part of a SMARTRing® Service? Yes No
 13. Will MegaLink® be a part of a SMARTPath® Service? Yes No
 14. Is MegaLink® to be considered a MegaLink® PLUS service? Yes No
 15. Is MegaLink® to be terminated in a FlexServ® Arrangement? Yes No
If Yes, attach details.
 16. Remarks or related/associated contract: _____
 17. Is Independent Telephone Company (ITC) involved? Yes No
If yes, provide the following information:
ITC Name: _____ IITC Contact/Telephone Number _____
LSO (NPA/NXX) _____ Total Miles: _____ BellSouth® Miles: _____
 18. COMPETITIVE LOCAL EXCHANGE CARRIER NAME: _____
 19. Authorized Representative Name: _____
 20. Authorized Representative Telephone Number: _____
 21. Authorized Representative Signature: _____
 22. Date: _____

Figure 19 BellSouth® MegaLink® Form

18. The BellSouth® MegaLink® Channel Services (Channelized T1)

18.1 Description

MegaLink® Channel Service provides a "channelization" capability for subscribers between the subscriber's premises and the Company's central office, or between central offices.

18.2 Ordering Information

The following chart details which forms are required, conditional, or optional for ordering this product. All forms should be populated as usual except where denoted otherwise in the Critical/Valid Entry Tables per Form section.

REQTYP / SERVICE TYPE	Forms												Complex Work Aid for Megalink Channel Services	
	SI	LSR	Hunting	EU	DL	DSCR	RS	DRS	PS	NP	LS	LSNP		
E - Resale Service (Megalink Channel Services)		R		R										R

R = Required C = Conditional O = optional

18.2.1 Completing the LSR and EU Forms

The Required, Conditional, and Optional (R/C/O) fields on the LSR and EU forms will be given for every valid REQ TYP/ACT combination for this product.

The following chart shows all of the valid account level activities for this requisition type.

REQTYP	ACTIVITY TYPE (ACCOUNT LEVEL)													
	N	C	D	T	R	V	S	B	W	L	Y	P	Q	
E - BellSouth Megalink Channel Services	X	X	X	X		X			X			X	X	

Note: " X " denotes valid account level activities. A blank entry indicates a non-valid account level activity.

Account level activities (ACT) apply to the entire account. The ACTs are defined below:

- N** = New installation and/or account
- C** = Change an existing account (e.g., Rearrangement, Partial disconnect or addition)
- D** = Disconnection
- T** = Outside move of end user location
- R** = Record activity is for ordering administrative changes
- V** = Full Conversion of service **as specified** to new Local Service Provider (LSP)
- S** = Seasonal partial suspend or restore partial account
- B** = Restore **full** account or restore denied account
- W** = Full Conversion of service **as is**

- L** = Seasonal suspension **full** account
- Y** = Deny (non-payment)
- P** = Conversion of service **as specified**: Partial Migration - Initial
- Q** = Conversion of service **as specified**: Partial Migration - Subsequent

18.3 REQ TYP / ACT Combinations for REQ TYP E: BellSouth® MegaLink® Channel Services (Channelized T1)

- Mandatory entries are indicated by quotation marks ("xxx").
- Optional fields marked with an asterisk (*) force at least one of the conditional fields to become required when populated.
- Fields used only for manual orders are followed by (m).
- Fields used only for electronic orders are followed by (e).

See the **Data Element Dictionary** Section for additional information on each of the fields listed below.

18.3.1 REQ TYP E / ACT N

LSR — REQ TYP E / ACT N (MegaLink® Channel Services)		
Required	Conditional	Optional
CCNA (m)	VER (m)	APPTIME-DDD (m)
PON (m)	LOCQTY (m)	PROJECT (m)
PG_OF_ (m)	SUP (m)	SPEC (m)

- continued -

- continued -

LSR — REQTYPE / ACT N (MegaLink® Channel Services)		
Required	Conditional	Optional
AN (m)	CUST (m)	LST (m)
SC ="LCSC" (m)	DSGCON (m)	EXP (m)
D/TSENT (m)	DSGCON-TEL NO. (m)	RPON (m)
DDD (m)		RORD (m)
REQTYP = " EB " (m)		DRC (m)
ACT = " N " (m)		VTA (m)
CC (m)		IMPCON-PAGER (m)
TOS (m)		
BAN1 (m)		
INIT (m)		
INIT-TEL NO. (m)		
INIT-FAX NO. (m)		
IMPCON (m)		
IMPCON-TEL NO. (m)		

" " = mandatory entry; * = when this optional field is populated, it forces at least one of the conditional fields to become REQUIRED; (m) = for manual ordering only; (e) = for electronic ordering only

EU — REQTYPE / ACT N (MegaLink® Channel Services)		
Required	Conditional	Optional
PON (m)	VER (m)	LOCNUM (Header)*(m)
AN (m)	IWCON (m)	SASF (m)
PG_OF_ (m)	IWCON - TEL NO(m)	SASD (m)
EU-NAME (m)		SATH (m)

- continued -

- continued -

EU — REQ TYP E / ACT N (MegaLink® Channel Services)		
Required	Conditional	Optional
SANO (m) or SADLO (m)		SASS (m)
SASN (m)		EU-FLOOR (m)
EU-CITY (m)		EU-ROOM (m)
EU-STATE (m)		EU-BLDG (m)
EU-ZIP CODE (m)		LCON-NAME (m)
		LCON-TEL NO. (m)
		ACC (m)
		WSOP (m)
		IWO* (m)

" " = mandatory entry; * = when this optional field is populated, it forces at least one of the conditional fields to become REQUIRED; (m) = for manual ordering only; (e) = for electronic ordering only

18.3.2 REQ TYP E / ACT C

LSR — REQ TYP E / ACT C (MegaLink® Channel Services)		
Required	Conditional	Optional
CCNA (m)	VER (m)	APPTIME-DDD (m)
PON (m)	LOCQTY (m)	PROJECT (m)
PG_OF_ (m)	SUP (m)	SPEC (m)
AN (m)	CUST (m)	EXP (m)
SC = " LCSC " (m)		LST (m)
D/TSENT (m)		RPON (m)
DDD (m)		RORD (m)
REQ TYP = " EB " (m)		VTA (m)

- continued -

- continued -

LSR — REQ TYP E / ACT C (MegaLink® Channel Services)		
Required	Conditional	Optional
ACT = " C " (<i>m</i>)		IMCON-PAGER (<i>m</i>)
CC (<i>m</i>)		
TOS (<i>m</i>)		
BAN1 (<i>m</i>)		
INIT (<i>m</i>)		
INIT-TEL NO. (<i>m</i>)		
INIT-FAX NO. (<i>m</i>)		
IMPCON (<i>m</i>)		
IMPCON-TEL NO. (<i>m</i>)		

" " = mandatory entry; * = when this optional field is populated, it forces at least one of the conditional fields to become REQUIRED; (*m*) = for manual ordering only; (*e*) = for electronic ordering only

EU — REQ TYP E / ACT C (MegaLink® Channel Services)		
Required	Conditional	Optional
PON (<i>m</i>)	VER (<i>m</i>)	LOCNUM (Header)* (<i>m</i>)
AN (<i>m</i>)	DQTY (<i>m</i>)	LCON-NAME (<i>m</i>)
PG_OF_ (<i>m</i>)	IWCON (<i>m</i>)	LCON-TEL NO. (<i>m</i>)
EU-NAME (<i>m</i>)	IWCON-TEL NO. (<i>m</i>)	ACC (<i>m</i>)
	DNUM (<i>m</i>)	WSOP (<i>m</i>)
		IWO* (<i>m</i>)
		DISC NBR* (<i>m</i>)

" " = mandatory entry; * = when this optional field is populated, it forces at least one of the conditional fields to become REQUIRED; (*m*) = for manual ordering only; (*e*) = for electronic ordering only

18.3.3 REQ TYP E / ACT D

LSR — REQ TYP E / ACT D (MegaLink® Channel Services)		
Required	Conditional	Optional
CCNA (<i>m</i>)	VER (<i>m</i>)	DFDT (<i>m</i>)
PON (<i>m</i>)	LOCQTY (<i>m</i>)	RPON (<i>m</i>)
PG_OF_ (<i>m</i>)	SUP (<i>m</i>)	RORD (<i>m</i>)
AN (<i>m</i>)	CUST (<i>m</i>)	INIT* (<i>m</i>)
SC = " LCSC " (<i>m</i>)	IMPCON-TEL NO. (<i>m</i>)	IMPCON* (<i>m</i>)
D/TSENT (<i>m</i>)		IMPCON-PAGER (<i>m</i>)
DDD (<i>m</i>)		
REQ TYP = " EB " (<i>m</i>)		
ACT = " D " (<i>m</i>)		
CC (<i>m</i>)		
TOS (<i>m</i>)		
BAN1 (<i>m</i>)		
INIT (<i>m</i>)		
INIT-TEL NO. (<i>m</i>)		
INIT-FAX NO. (<i>m</i>)		

" " = mandatory entry; * = when this optional field is populated, it forces at least one of the conditional fields to become REQUIRED; (*m*) = for manual ordering only; (*e*) = for electronic ordering only

EU — REQ TYP E / ACT D (MegaLink® Channel Services)		
Required	Conditional	Optional
PON (<i>m</i>)	VER (<i>m</i>)	FBI* (<i>m</i>)
AN (<i>m</i>)	DQTY (<i>m</i>)	FB-SBILLNM (<i>m</i>)
PG_OF_ (<i>m</i>)	FB-BILLNM (<i>m</i>)	FB-FLOOR (<i>m</i>)
EU-NAME (<i>m</i>)	FB-STREET (<i>m</i>)	FB-ROOM (<i>m</i>)
	FB-CITY (<i>m</i>)	DISC NBR* (<i>m</i>)

- continued -

- continued -

EU — REQ TYP E / ACT D (MegaLink® Channel Services)		
Required	Conditional	Optional
	FB-STATE (m)	
	FB-ZIP CODE (m)	
	FB-BILLCON (m)	
	FB-BILLCON-TEL NO. (m)	

" " = mandatory entry; * = when this optional field is populated, it forces at least one of the conditional fields to become REQUIRED; (m) = for manual ordering only; (e) = for electronic ordering only

18.3.4 REQ TYP E / ACT T

LSR — REQ TYP E / ACT T (MegaLink® Channel Services)		
Required	Conditional	Optional
CCNA (m)	VER (m)	APPTIME-DDD (m)
PON (m)	LOCQTY (m)	DFDT (m)
PG_OF_ (m)	SUP (m)	PROJECT (m)
AN (m)	CUST (m)	SPEC (m)
SC = " LCSC " (m)		EXP (m)
D/TSENT (m)		LST (m)
DDD (m)		RPON (m)
REQ TYP = " EB " (m)		RORD (m)
ACT = " T " (m)		VTA (m)
CC (m)		IMP CON-PAGER (m)
TOS (m)		REMARKS (m)
BAN1 (m)		
INIT (m)		

- continued -

- continued -

LSR — REQTYPE / ACT T (MegaLink® Channel Services)		
Required	Conditional	Optional
INIT-TEL NO. (<i>m</i>)		
INIT-FAX NO. (<i>m</i>)		
IMPCON (<i>m</i>)		
IMPCON-TEL NO. (<i>m</i>)		

" " = mandatory entry; * = when this optional field is populated, it forces at least one of the conditional fields to become REQUIRED; (*m*) = for manual ordering only; (*e*) = for electronic ordering only

EU — REQTYPE / ACT T (MegaLink® Channel Services)		
Required	Conditional	Optional
PON (<i>m</i>)	VER (<i>m</i>)	LOCNUM (Header)* (<i>m</i>)
AN (<i>m</i>)	IWCON (<i>m</i>)	SASF (<i>m</i>)
PG_OF_ (<i>m</i>)	IWCON-TEL NO. (<i>m</i>)	SASD (<i>m</i>)
EU-NAME (<i>m</i>)	DSGCON (<i>m</i>)	SATH (<i>m</i>)
SANO (<i>m</i>) or SADLO (<i>m</i>)	DSGCON-TEL NO. (<i>m</i>)	SASS (<i>m</i>)
SASN (<i>m</i>)		EU-FLOOR (<i>m</i>)
EU-CITY (<i>m</i>)		EU-ROOM (<i>m</i>)
EU-STATE (<i>m</i>)		EU-BLDG (<i>m</i>)
EU-ZIP CODE (<i>m</i>)		LCON-NAME (<i>m</i>)
		LCON-TEL NO. (<i>m</i>)
		ACC (<i>m</i>)
		WSOP (<i>m</i>)
		IWO* (<i>m</i>)

" " = mandatory entry; * = when this optional field is populated, it forces at least one of the conditional fields to become REQUIRED; (*m*) = for manual ordering only; (*e*) = for electronic ordering only

18.3.5 REQ TYP E / ACT V

LSR — REQ TYP E / ACT V (MegaLink® Channel Services)		
Required	Conditional	Optional
CCNA (m)	VER (m)	APPTIME-DDD (m)
PON (m)	LOCQTY (m)	DFDT (m)
PG_OF_ (m)	SUP (m)	PROJECT(m)
AN (m)	CUST (m)	SPEC(m)
SC = " LCSC " (m)		RPON (m)
D/TSENT (m)		RORD (m)
DDD (m)		VTA (m)
REQ TYP = " EB " (m)		REMARKS (m)
ACT = " V " (m)		
CC (m)		
TOS (m)		
BAN1 (m)		
INIT (m)		
INIT - TEL NO (m)		
INIT - FAX NO (m)		

" " = mandatory entry; * = when this optional field is populated, it forces at least one of the conditional fields to become REQUIRED; (m) = for manual ordering only; (e) = for electronic ordering only

EU — REQ TYP E / ACT V (MegaLink® Channel Services)		
Required	Conditional	Optional
PON (m)	VER (m)	LOCNUM (Header)* (m)
AN (m)	DQTY (m)	SASF (m)
PG_OF_ (m)	IWCON (m)	SASD (m)
EU-NAME (m)	IWCON-TEL NO. (m)	SATH (m)

- continued -

- continued -

EU — REQ TYP E / ACT V (MegaLink® Channel Services)		
Required	Conditional	Optional
SANO (<i>m</i>) or SADLO (<i>m</i>)	EAN (<i>m</i>) or EATN (<i>m</i>)	SASS (<i>m</i>)
SASN (<i>m</i>)	FB-BILLNM (<i>m</i>)	EU-ROOM (<i>m</i>)
EU-CITY (<i>m</i>)	FB-STREET (<i>m</i>)	EU-BLDG (<i>m</i>)
EU-STATE (<i>m</i>)	FB-CITY (<i>m</i>)	LCON-NAME (<i>m</i>)
EU-ZIP CODE (<i>m</i>)	FB-STATE (<i>m</i>)	LCON-TEL NO. (<i>m</i>)
ERL (<i>m</i>)	FB-ZIP CODE (<i>m</i>)	FBI* (<i>m</i>)
	FB-BILLCON (<i>m</i>)	FB-SBILLNM (<i>m</i>)
	FB-BILLCON - TEL NO (<i>m</i>)	FB-FLOOR (<i>m</i>)
	DNUM (<i>m</i>)	FB-ROOM (<i>m</i>)
	DISC NBR (<i>m</i>)	EUMI (<i>m</i>)
		ACC (<i>m</i>)
		WSOP (<i>m</i>)

" " = mandatory entry; * = when this optional field is populated, it forces at least one of the conditional fields to become REQUIRED; (*m*) = for manual ordering only; (*e*) = for electronic ordering only

18.3.6 REQ TYP E / ACT W

LSR — REQ TYP E / ACT W (MegaLink® Channel Services)		
Required	Conditional	Optional
CCNA (<i>m</i>)	VER (<i>m</i>)	
PON (<i>m</i>)	LOCQTY (<i>m</i>)	
PG_OF_ (<i>m</i>)	SUP (<i>m</i>)	
AN (<i>m</i>)	CUST (<i>m</i>)	
SC = " LCSC " (<i>m</i>)		
D/TSENT (<i>m</i>)		

- continued -

- continued -

LSR — REQ TYP E / ACT W (MegaLink® Channel Services)		
Required	Conditional	Optional
DDD (<i>m</i>)		
REQ TYP = " EB " (<i>m</i>)		
ACT = " W " (<i>m</i>)		
CC (<i>m</i>)		
TOS (<i>m</i>)		
BAN1 (<i>m</i>)		
INIT (<i>m</i>)		
INIT-TEL NO (<i>m</i>)		
INIT-FAX NO. (<i>m</i>)		

" " = mandatory entry; * = when this optional field is populated, it forces at least one of the conditional fields to become REQUIRED; (*m*) = for manual ordering only; (*e*) = for electronic ordering only

EU — REQ TYP E / ACT W (MegaLink® Channel Services)		
Required	Conditional	Optional
PON (<i>m</i>)	VER (<i>m</i>)	LOCNUM (Header)* (<i>m</i>)
AN (<i>m</i>)	EAN (<i>m</i>) or EATN (<i>m</i>)	SASF (<i>m</i>)
PG_OF_ (<i>m</i>)	IWCON (<i>m</i>)	SASD (<i>m</i>)
EU-NAME (<i>m</i>)	IWCON - TEL NO (<i>m</i>)	SATH (<i>m</i>)
SANO (<i>m</i>) or SADLO (<i>m</i>)		SASS (<i>m</i>)
SASN (<i>m</i>)		EU-FLOOR (<i>m</i>)
EU-CITY (<i>m</i>)		EU-ROOM (<i>m</i>)
EU-STATE (<i>m</i>)		EU-BLDG (<i>m</i>)
EU-ZIP CODE (<i>m</i>)		FBI* (<i>m</i>)
		FB-SBILLNM (<i>m</i>)

- continued -

- continued -

EU — REQ TYP E / ACT W (MegaLink® Channel Services)		
Required	Conditional	Optional
		FB-FLOOR (m)
		FB-ROOM (m)

" " = mandatory entry; * = when this optional field is populated, it forces at least one of the conditional fields to become REQUIRED; (m) = for manual ordering only; (e) = for electronic ordering only

18.3.7 REQ TYP E / ACT P

LSR — REQ TYP E / ACT P (MegaLink® Channel Services)		
Required	Conditional	Optional
CCNA (m)	VER (m)	APPTIME-DDD (m)
PON (m)	LOCQTY (m)	DFDT (m)
AN (m)	SUP (m)	PROJECT (m)
PG_OF_ (m)	CUST (m)	SPEC (m)
SC =" LCSC " (m)		RPON (m)
D/TSENT (m)		RORD (m)
DDD (m)		VTA (m)
REQ TYP = " EB " (m)		IMP CON-PAGER (m)
ACT = " P " (m)		REMARKS (m)
CC (m)		
TOS (m)		
BAN1 (m)		
INIT (m)		
INIT-TEL NO. (m)		
INIT-FAX NO. (m)		

- continued -

- continued -

LSR — REQ TYP E / ACT P (MegaLink® Channel Services)		
Required	Conditional	Optional
IMPCON (<i>m</i>)		
IMPCON-TEL NO. (<i>m</i>)		

" " = mandatory entry; * = when this optional field is populated, it forces at least one of the conditional fields to become REQUIRED; (*m*) = for manual ordering only; (*e*) = for electronic ordering only

EU — REQ TYP E / ACT P (MegaLink® Channel Services)		
Required	Conditional	Optional
PON (<i>m</i>)	VER (<i>m</i>)	LOCNUM (Header)* (<i>m</i>)
AN (<i>m</i>)	DQTY (<i>m</i>)	SASF (<i>m</i>)
PG_OF_ (<i>m</i>)	IWCON (<i>m</i>)	SASD (<i>m</i>)
	IWCON-TEL NO. (<i>m</i>)	SATH (<i>m</i>)
EU-NAME (<i>m</i>)	EAN (<i>m</i>) or EATN (<i>m</i>)	SASS (<i>m</i>)
SANO (<i>m</i>) or SADLO (<i>m</i>)	DNUM (<i>m</i>)	EU-FLOOR (<i>m</i>)
SASN (<i>m</i>)		EU-ROOM (<i>m</i>)
EU-CITY (<i>m</i>)		EU-BLDG (<i>m</i>)
EU-STATE (<i>m</i>)		LCON-NAME (<i>m</i>)
EU-ZIP CODE (<i>m</i>)		LCON-TEL NO. (<i>m</i>)
		ACC (<i>m</i>)
		WSOP (<i>m</i>)
		IWO* (<i>m</i>)
		DISC NBR* (<i>m</i>)
		REMARKS (<i>m</i>)

" " = mandatory entry; * = when this optional field is populated, it forces at least one of the conditional fields to become REQUIRED; (*m*) = for manual ordering only; (*e*) = for electronic ordering only

18.3.8 REQ TYP E / ACT Q

LSR — REQ TYP E / ACT Q (MegaLink® Channel Services)		
Required	Conditional	Optional
CCNA (m)	VER (m)	APPTIME-DDD (m)
PON (m)	LOCQTY (m)	DFDT (m)
AN (m)	SUP (m)	PROJECT (m)
PG_OF_ (m)	CUST (m)	SPEC (m)
SC =" LCSC " (m)		RPON (m)
D/TSENT (m)		RORD (m)
DDD (m)		VTA (m)
REQ TYP = " EB " (m)		IMPCON-PAGER (m)
ACT = " Q " (m)		REMARKS (m)
CC (m)		
TOS (m)		
BAN1 (m)		
INIT (m)		
INIT-TEL NO. (m)		
INIT-FAX NO. (m)		
IMPCON (m)		
IMPCON-TEL NO. (m)		

" " = mandatory entry; * = when this optional field is populated, it forces at least one of the conditional fields to become REQUIRED; (m) = for manual ordering only; (e) = for electronic ordering only

EU — REQ TYP E / ACT Q (MegaLink® Channel Services)		
Required	Conditional	Optional
PON (m)	VER (m)	LOCNUM (Header)* (m)
AN (m)	DQTY (m)	SASF (m)
PG_OF_ (m)	IWCON (m)	SASD (m)

- continued -

EU — REQ TYP E / ACT Q (MegaLink® Channel Services)		
Required	Conditional	Optional
	IWCON-TEL NO. (m)	SATH (m)
EU-NAME (m)	EAN (m) or EATN (m)	SASS (m)
SANO (m) or SADLO (m)	DNUM (m)	EU-FLOOR (m)
SASN (m)		EU-ROOM (m)
EU-CITY (m)		EU-BLDG (m)
EU-STATE (m)		LCON-NAME (m)
EU-ZIP CODE (m)		LCON-TEL NO. (m)
		ACC (m)
		WSOP (m)
		IWO* (m)

" " = mandatory entry; * = when this optional field is populated, it forces at least one of the conditional fields to become REQUIRED; (m) = for manual ordering only; (e) = for electronic ordering only

18.4 The BellSouth® MegaLink® Channel Services (Channelized T1) Instructions and Forms

1	Field	Field Definitions
2	1. Complete Local Service Request Form (LSR)	1. This information is provided by the CLEC. See CLEC Resale Order Guide for form.
3	2. Complete End User Information Form (EU)	2. This information is provided by the CLEC. See CLEC Resale Order Guide for form.
4	3. Activity	3. Identifies the activity type for request. If change, existing circuit ID required.
5	4. End User Name	4. Identifies the name of the customer (Company name) the service is for.
6	5. PON (Purchase Order Number)	5. Identifies the CLEC unique order or requisition number that authorizes the issuance of this request.
7		
8	6. InterLATA PIC (Presubscription Indicator Code)	6. Identifies the presubscription indicator code of the carrier the customer has selected for interLATA traffic.
9		
10	7. IntraLATA PIC (Primary Intraexchange Carrier)	7. Identifies the presubscription indicator code of the primary intraexchange carrier the customer has selected for intraLATA traffic.
11		
12	8. Payment Type	8. Check appropriate type of payment plan based on the customer's request. Note: As indicated, some payment plans require a signed Service Agreement document. See your BellSouth Account Team representative for forms.
13		
14		
15	9. Number of MegaLink Channelized Trunks	9. Indicates quantity of MegaLink Channel Service (MLCS) / BellSouth Channelized Trunks service / Wireless DS1 circuits required based on the customer's request.
16	Service / Wireless DS1	
17	circuits.	
18	10. System Capacity Wireless DS1 Termination	10. Indicates the MLCS basic system capacity size (number of equivalent channels) or type of Wireless DS1 termination based on the customer's request.
19		
20		
21	11. Circuit Location One (CKL 1)	
22	11. Subscriber Name	11. Enter the subscribing customer's name (Company name) at the service address designated as the originating point (circuit location one) of the MLCS circuit.
23		
24	11a. Subscriber Address	11a. Enter the subscriber's service address designated as circuit location one.
25	11b. End User BellSouth Serving Wire Center	11b. Identifies the 6-digit NPA-NXX (area code plus local exchange prefix) of the BellSouth Serving Wire Center for the subscriber service address at circuit location one.
26		
27	11c. Contact Person / Telephone Number	11c. Enter name and telephone number of contact person at service address for circuit location one.
28		
29	11d. Network Interface Jack	11d. Indicates the particular registered or non-registered jack used to terminate the service at circuit location one. Familiarization with the FCC's registration rules is requisite for all parties involved for the determination of the proper jack.
30		
31	11e. Number of Network Interface Jacks	11e. Indicates the quantity of network interface jacks required at circuit location one.
32	11f. Channel Service Unit Location	11f. Indicates if the channel service unit (CSU) is more than 100 feet from the demarcation point at circuit location one. Check yes or no.
33		
34	11g. Inside Wire Location	11g. Indicates if inside wiring past the demarcation point is a requirement at circuit location one. Check yes or no.
35		
36		
37	Circuit Location Two (CKL 2)	**NOTE: CKL 2 information required if Wireless service is being requested.
38	11h. Address	11h. Enter the serving wire center service address for circuit location two (CKL 2).
39	11i. Serving Wire	11i. Enter the NPA/NXX for the serving wire center for circuit location two (CKL 2).
40	11j. CLI code	11j. Enter the eleven character CLI code for the serving wire center for circuit location two (CKL 2).
41		
42	12. Line Coding	12. Identifies the type of line coding required based on the customer's service request.
43	13. Framing Format	13. Identifies the type of frame formatting required based on customer's service request.
44	14. Services To Ride MegaLink Channel / BellSouth Channelized Trunks	14. Identifies types of services to ride MegaLink Channel / BellSouth Channelized Trunk Service. Indicate the appropriate services based on the customer's request.
45		
46	15. New Direct Inward Dial (DID) Trunks	15. If new Direct Inward Dial (DID) trunks are ordered, attach DID Ordering Document. See your BellSouth Account Team representative for form.
47		
48	Existing Direct Inward Dial (DID) Numbers	If redirecting existing Direct Inward Dial (DID) numbers, list all numbers to be redirected, trunk group number and route index number and attach to this document.
49		
50		
51	16. Independent Telephone Company Involved	16. Indicates if service will originate or terminate in ITC. Check yes or no.
52	17. Remarks or related/associated contract	17. Remarks or related/associated contract information.
53	18. Competitive Local Exchange Carrier Name	18. Identifies the end user's Competitive Local Exchange Carrier (Company name).
54	19. Authorized Representative Name	19. Identifies the CLEC representative authorized to request service on behalf of the end user.
55		
56	20. Authorized Representative Telephone Number	20. Identifies the authorized CLEC representative's telephone number.
57	21. Authorized Representative Signature	21. Enter the signature of the CLEC representative indicated at line item 20.
58	22. Date	22. Enter date order request submitted to BellSouth.

Figure 20 BellSouth® MegaLink® Channel Services (Channelized T1) Instructions Form

COMPETITIVE LOCAL EXCHANGE CARRIER
ORDERING DOCUMENT
MEGALINK CHANNEL SERVICE / BELLSOUTH CHANNELIZED TRUNKS /
WIRELESS DSI
(CHANNELIZED T1)

1. Complete Local Service Request (LSR) form.
 2. Complete End User Information (EUI) form.
 3. Activity: New / Change / Ckt. ID.
 4. End User Name.
 5. P.O. No. / Intra-LATA-PTC / Inter-LATA-PTC.
 6. Check Payment Type Requested: Month-to-Month / Contract.
 7. If Contract, then number of Months.
 8. NOTE: Payment Plan requires SIGNED Service Agreement document.
 9. Number of MegaLink Channel Service / BellSouth Channelized Trunk circuits / Wireless DSI circuits.
 10. System Capacity / Wireless DSI Termination: UTQ / UTQAX / UTQDX.
 11. NOTE: If ordering Wireless DSI service WSR with appropriate trunk type ordering information required.
 11. Circuit Location One (CKL-1) Subscriber Name.
 11. CKL-1 Address.
 11. CKL-1 BellSouth Serving Wire Center (NPANXX).
 11. CKL-1 Contact Person / Telephone Number.
 11. Type: Network Interface Jack / Number of Network Interface Jacks.
 11. CKL-1 In-CSU: more than 100 feet from demarcation point? Yes / No.
 11. CKL-1 In-line wiring required by the demarcation point? Yes / No.
 11. NOTE: CKL-2 information below required if Wireless service is being requested.
 11. CKL-2 Address.
 11. CKL-2 Serving Wire Center (NPANXX).
 11. CKL-2 CLLF.
 12. Line Coding Required: Alternate Mark Inversion: Yes / No.
 12. Clear Channel Capability: Yes / No.
 13. Framing Format: D4 Super Frame: Yes / No.
 13. Extended Super Frame: Yes / No.
 14. Type of Service to be MegaLink Channel / BellSouth Channelized Trunk Service.
 14. NOTE: For ordering Wireless trunks to be provisioned on MegaLink Channel Service, refer to A35 of the tariff for 3523333333 trunk types. WSR required for ordering of Wireless trunks.
 14. NOTE: Only DID, Outgoing only PBX trunks and Combination PBX Trunks can be provisioned on BellSouth Channelized Trunk service.
 14. Number of DID Trunks / Number of Combination Trunks.
 14. Number of Inward Only Trunks / Number of Outward Only Trunks.
 14. If Other? Type / Number.
 14. IF Trunks? Ground Start / Loop Start.
 November 2000

COMPETITIVE LOCAL EXCHANGE CARRIER
ORDERING DOCUMENT
MEGALINK CHANNEL SERVICE / BELLSOUTH CHANNELIZED TRUNKS /
WIRELESS DSI
(CHANNELIZED T1)

15. If new DID trunks are ordered, attach Direct Inward Dialing (DID) Ordering Document.
 15. If direct inward dialing DID numbers, the full number to be indicated, trunk group number and route number must be attached to this document.
 16. Is Independent Telephone Company (ITC) involved? Yes / No.
 16. If yes, provide the following information:
 ITC Name / ITC Contact / Telephone Number
 LSO (NPANXX) / Total Miles / BellSouth Miles.
 17. Remainder miles of associated contract.
 18. COMPETITIVE LOCAL EXCHANGE CARRIER NAME.
 19. Authorized Representative Name (Typed or Printed).
 20. Authorized Representative Telephone Number.
 21. Authorized Representative Signature / Date.
 November 2000

Figure 21 BellSouth® MegaLink® Channel Services (Channelized T1) Form

19. BellSouth Native Mode LAN Interconnection (NMLI)

19.1 Description

Native Mode LAN Interconnection Service is a high-speed, shared fiber optic transport service for the interconnections of customer-owned Local Area Networks (LANs). The basic NMLI service utilizes a shared 100 Mbps.

19.2 Ordering Information

The following chart details which forms are required, conditional, or optional for ordering this product. All forms should be populated as usual except where denoted otherwise in the Critical/Valid Entry Tables per Form section.

REQTYP / SERVICE TYPE	Forms												Complex Work Aid for NMLI	
	SI	LSR	Hunting	EU	DL	DSCR	RS	DRS	PS	NP	LS	LSNP		
E - Resale Service (NMLI)		R		R										R

R = Required C = Conditional O = optional

19.2.1 Completing the LSR and EU Forms

The Required, Conditional, and Optional (R/C/O) fields on the LSR and EU forms will be given for every valid REQ TYP / ACT combination for this product.

The following chart shows all of the valid account level activities for this requisition type.

REQ TYP	ACTIVITY TYPE (ACCOUNT LEVEL)													
	N	C	D	T	R	V	S	B	W	L	Y	P	Q	
E - BellSouth NMLI	X	X	X			X			X					

Note: " X " denotes valid account level activities. A blank entry indicates a non-valid account level activity.

Account level activities (ACT) apply to the entire account. The ACTs are defined below:

- ⇒ **N** = New installation and/or account
- ⇒ **C** = Change an existing account (e.g., Rearrangement, Partial disconnect or addition)
- ⇒ **D** = Disconnection
- ⇒ **T** = Outside move of end user location
- ⇒ **R** = Record activity is for ordering administrative changes
- ⇒ **V** = Full Conversion of service **as specified** to new Local Service Provider (LSP)
- ⇒ **S** = Seasonal partial suspend or restore partial account
- ⇒ **B** = Restore **full** account or restore denied account
- ⇒ **W** = Full Conversion of service **as is**

- ⇒ **L** = Seasonal suspension **full** account
- ⇒ **Y** = Deny (non-payment)
- ⇒ **P** = Conversion of service **as specified**: Partial Migration - Initial
- ⇒ **Q** = Conversion of service **as specified**: Partial Migration - Subsequent

19.3 REQ TYP / ACT Combinations for REQ TYP E: BellSouth Native Mode LAN Interconnection (NMLI)

The following charts show the Required, Conditional and Optional (R/C/O) fields on the LSR and EU forms for the valid REQ TYP/ACT combinations. All unmentioned fields are either invalid, not applicable or prohibited. Populating any other fields may result in a fatal reject or a clarification of the service request.

- Mandatory entries are indicated by quotation marks ("xxx").
- Optional fields marked with an asterisk (*) force at least one of the conditional fields to become required when populated.
- Fields used only for manual orders are followed by (m).
- Fields used only for electronic orders are followed by (e).

See the **Data Element Dictionary** Section for additional information on each of the fields listed below.

19.3.1 REQ TYP E / ACT N

LSR — REQ TYP E / ACT N (NMLI)		
Required	Conditional	Optional
PON (m)	VER (m)	APPTIME-DDD (m)
AN (m)	LOCQTY (m)	PROJECT (m)

- continued -

- continued -

LSR — REQ TYP E / ACT N (NMLI)		
Required	Conditional	Optional
SC = "LCSC" (<i>m</i>)	SUP (<i>m</i>)	SPEC (<i>m</i>)
PG_OF_ (<i>m</i>)	CUST (<i>m</i>)	RPON (<i>m</i>)
D/TSENT (<i>m</i>)		VTA (<i>m</i>)
DDD (<i>m</i>)		IMPCON - PAGER (<i>m</i>)
REQ TYP = "EB" (<i>m</i>)		EXP (<i>m</i>)
ACT = "N" (<i>m</i>)		
CC (<i>m</i>)		
TOS (<i>m</i>)		
BAN1 (<i>m</i>)		
INIT (<i>m</i>)		
INIT-TEL NO. (<i>m</i>)		
INIT-FAX NO. (<i>m</i>)		
IMPCON (<i>m</i>)		
IMPCON-TEL NO. (<i>m</i>)		

" " = mandatory entry; * = when this optional field is populated, it forces at least one of the conditional fields to become REQUIRED; (*m*) = for manual ordering only; (*e*) = for electronic ordering only

EU — REQ TYP E / ACT N (NMLI)		
Required	Conditional	Optional
PON (<i>m</i>)	VER (<i>m</i>)	LOCNUM (Header)* (<i>m</i>)
AN (<i>m</i>) or ATN (<i>m</i>)	IWCON (<i>m</i>)	SASF (<i>m</i>)
PG_OF_ (<i>m</i>)	IWCON - TEL NO (<i>m</i>)	SASD (<i>m</i>)
LOCNUM (Detail) (<i>m</i>)		SATH (<i>m</i>)

- continued -

- continued -

EU — REQ TYP E / ACT N (NMLI)		
Required	Conditional	Optional
EU - NAME (m)		SASS (m)
SANO (m) or SADLO (m)		EU-FLOOR (m)
SASN (m)		EU-ROOM (m)
EU-CITY (m)		EU-BLDG (m)
EU-STATE (m)		LCON-NAME (m)
EU-ZIP CODE (m)		LCON-TEL NO. (m)
		ACC (m)
		WSOP (m)
		IWO* (m)

" " = mandatory entry; * = when this optional field is populated, it forces at least one of the conditional fields to become REQUIRED; (m) = for manual ordering only; (e) = for electronic ordering only

19.3.2 REQ TYP E / ACT C

LSR — REQ TYP E / ACT C (NMLI)		
Required	Conditional	Optional
PON (m)	VER (m)	APPTIME-DDD (m)
AN (m) or ATN (m)	LOCQTY (m)	PROJECT (m)
SC = "LCSC" (m)	SUP (m)	SPEC (m)
PG_OF_ (m)	CUST (m)	RPON (m)
D/TSENT (m)		VTA (m)
DDD (m)		IMCON PAGER (m)
REQ TYP = "EB" (m)		EXP (m)
ACT = "C" (m)		RORD (m)
CC (m)		LST (m)

- continued -

- continued -

LSR — REQ TYP E / ACT C (NMLI)		
Required	Conditional	Optional
TOS (m)		
BAN1 (m)		
INIT (m)		
INIT-TEL NO. (m)		
INIT-FAX NO. (m)		
IMP CON (m)		
IMP CON-TEL NO (m)		

" " = mandatory entry; * = when this optional field is populated, it forces at least one of the conditional fields to become REQUIRED; (m) = for manual ordering only; (e) = for electronic ordering only

EU — REQ TYP E / ACT C (NMLI)		
Required	Conditional	Optional
PON (m)	VER (m)	LOCNUM (Header)* (m)
AN (m) or ATN (m)	DQTY (m)	DISC NBR (m)
PG_OF_ (m)	IWCON (m)	ACC (m)
LOCNUM (Detail) (m)	IWCON-TEL NO. (m)	IWO* (m)
EU-NAME (m)	DNUM (m)	
SASN (m)	LOCACT (m)	
EU-CITY (m)		
EU-STATE (m)		
LCON (m)		
LCON-TEL NO. (m)		

" " = mandatory entry; * = when this optional field is populated, it forces at least one of the conditional fields to become REQUIRED; (m) = for manual ordering only; (e) = for electronic ordering only

19.3.3 REQ TYP E / ACT D

LSR — REQ TYP E / ACT D (NMLI)		
Required	Conditional	Optional
PON (m)	VER (m)	DFDT (m)
AN (m) or ATN (m)	LOCQTY (m)	RPON (m)
SC = "LCSC" (m)	SUP (m)	RORD (m)
PG_OF_ (m)	CUST (m)	IMP CON* (m)
D/TSENT (m)	IMP CON-TEL NO. (m)	IMP CON-PAGER (m)
DDD (m)		PROJECT (m)
REQ TYP = "EB" (m)		REMARKS (m)
ACT = "D" (m)		
CC (m)		
TOS (m)		
BAN1 (m)		
INIT (m)		
INIT-TEL NO. (m)		
INIT-FAX NO. (m)		

" " = mandatory entry; * = when this optional field is populated, it forces at least one of the conditional fields to become REQUIRED; (m) = for manual ordering only; (e) = for electronic ordering only

EU — REQ TYP E / ACT D (NMLI)		
Required	Conditional	Optional
PON (m)	VER (m)	FBI* (m)
AN (m) or ATN (m)	DQTY (m)	FB-SBILLNM (m)
PG_OF_ (m)	FB-BILLNM (m)	FB-FLOOR (m)
EU-NAME (m)	FB-STREET (m)	FB-ROOM (m)
	FB-CITY (m)	
	FB-STATE (m)	

- continued -

- continued -

EU — REQ TYP E / ACT D (NMLI)		
Required	Conditional	Optional
	FB-ZIP CODE (<i>m</i>)	
	FB-BILLCON (<i>m</i>)	
	FB-BILLCON-TEL NO. (<i>m</i>)	
	DNUM (<i>m</i>)	

" " = mandatory entry; * = when this optional field is populated, it forces at least one of the conditional fields to become REQUIRED; (*m*) = for manual ordering only; (*e*) = for electronic ordering only

19.3.4 REQ TYP E / ACT V

LSR — REQ TYP E / ACT V (NMLI)		
Required	Conditional	Optional
PON (<i>m</i>)	VER (<i>m</i>)	APPTIME-DDD (<i>m</i>)
AN (<i>m</i>) or ATN (<i>m</i>)	LOCQTY (<i>m</i>)	DFDT (<i>m</i>)
SC = "LCSC" (<i>m</i>)	SUP (<i>m</i>)	PROJECT (<i>m</i>)
PG_OF_ (<i>m</i>)	CUST (<i>m</i>)	SPEC (<i>m</i>)
D/TSENT (<i>m</i>)		RPON (<i>m</i>)
DDD (<i>m</i>)		VTA (<i>m</i>)
REQ TYP = "EB" (<i>m</i>)		RORD (<i>m</i>)
ACT = "V" (<i>m</i>)		REMARKS (<i>m</i>)
CC (<i>m</i>)		
TOS (<i>m</i>)		
BAN1 (<i>m</i>)		
INIT (<i>m</i>)		
INIT-TEL NO. (<i>m</i>)		
INIT-FAX NO. (<i>m</i>)		

- continued -

- continued -

LSR — REQTYPE / ACT V (NMLI)		
Required	Conditional	Optional
IMPCON (<i>m</i>)		
IMPCON-TEL NO (<i>m</i>)		

" " = mandatory entry; * = when this optional field is populated, it forces at least one of the conditional fields to become REQUIRED; (*m*) = for manual ordering only; (*e*) = for electronic ordering only

EU — REQTYPE / ACT V (NMLI)		
Required	Conditional	Optional
PON (<i>m</i>)	VER (<i>m</i>)	LOCNUM (Header)* (<i>m</i>)
AN (<i>m</i>) or ATN (<i>m</i>)	DQTY (<i>m</i>)	SASF (<i>m</i>)
PG_OF_ (<i>m</i>)	IWCON (<i>m</i>)	SASD (<i>m</i>)
LOCNUM (Detail) (<i>m</i>)	IWCON-TEL NO. (<i>m</i>)	SATH (<i>m</i>)
EU-NAME (<i>m</i>)	EAN (<i>m</i>)	SASS (<i>m</i>)
SASN (<i>m</i>)	FB-BILLNM (<i>m</i>)	EU-ROOM (<i>m</i>)
SANO (<i>m</i>) or SADLO (<i>m</i>)	FB-STREET (<i>m</i>)	EU-BLDG (<i>m</i>)
EU-CITY (<i>m</i>)	FB- CITY (<i>m</i>)	ACC (<i>m</i>)
EU-STATE (<i>m</i>)	FB-STATE (<i>m</i>)	FBI* (<i>m</i>)
EU-ZIP CODE (<i>m</i>)	FB-ZIP CODE (<i>m</i>)	FB-SBILLNM (<i>m</i>)
ERL (<i>m</i>)	FB-BILLCON (<i>m</i>)	FB-FLOOR (<i>m</i>)
LCON - NAME (<i>m</i>)	FB-BILLCON-TEL NO. (<i>m</i>)	FB-ROOM (<i>m</i>)
LCON - TEL NO (<i>m</i>)	DNUM (<i>m</i>)	
	DISC NBR (<i>m</i>)	
	LOCACT (<i>m</i>)	

" " = mandatory entry; * = when this optional field is populated, it forces at least one of the conditional fields to become REQUIRED; (*m*) = for manual ordering only; (*e*) = for electronic ordering only

19.3.5 REQ TYP E / ACT W

LSR — REQ TYP E / ACT W (NMLI)		
Required	Conditional	Optional
PON (<i>m</i>)	VER (<i>m</i>)	RPON (<i>m</i>)
AN (<i>m</i>) or ATN (<i>m</i>)	LOCQTY (<i>m</i>)	REMARKS (<i>m</i>)
SC = "LCSC" (<i>m</i>)	SUP (<i>m</i>)	
PG_OF_ (<i>m</i>)	CUST (<i>m</i>)	
D/TSENT (<i>m</i>)		
DDD (<i>m</i>)		
REQ TYP = "EB" (<i>m</i>)		
ACT = "W" (<i>m</i>)		
CC (<i>m</i>)		
TOS (<i>m</i>)		
BAN1 (<i>m</i>)		
INIT (<i>m</i>)		
INIT-TEL NO. (<i>m</i>)		
INIT-FAX NO. (<i>m</i>)		

" " = mandatory entry; * = when this optional field is populated, it forces at least one of the conditional fields to become REQUIRED; (*m*) = for manual ordering only; (*e*) = for electronic ordering only

EU — REQ TYP E / ACT W (NMLI)		
Required	Conditional	Optional
PON (<i>m</i>)	VER (<i>m</i>)	LOCNUM (Header)* (<i>m</i>)
AN (<i>m</i>) or ATN (<i>m</i>)	IWCON (<i>m</i>)	SASF (<i>m</i>)
PG_OF_ (<i>m</i>)	IWCON-TEL NO. (<i>m</i>)	SASD (<i>m</i>)
LOCNUM (Detail) (<i>m</i>)	EAN (<i>m</i>) or EATN (<i>m</i>)	SATH (<i>m</i>)
EU-NAME (<i>m</i>)	LOCACT (<i>m</i>)	SASS (<i>m</i>)

- continued -

- continued -

EU — REQ TYP E / ACT W (NMLI)		
Required	Conditional	Optional
SASN (m)		EU-FLOOR (m)
SANO (m) or SADLO (m)		EU-ROOM (m)
EU-CITY (m)		EU-BLDG (m)
EU-STATE (m)		FBI* (m)
EU-ZIP CODE (m)		FB-SBILLNM (m)
		FB-FLOOR (m)
		FB-ROOM (m)

" " = mandatory entry; * = when this optional field is populated, it forces at least one of the conditional fields to become REQUIRED; (m) = for manual ordering only; (e) = for electronic ordering only

19.4 The BellSouth® Native Mode LAN Interconnection (NMLI) Instructions and Forms

Field	Field Definitions
1. Complete Local Service Request Form (LSR)	1. This information is provided by the CLEC. See CLEC Resale Order Guide for form.
2. Complete End User Information Form (EU)	2. This information is provided by the CLEC. See CLEC Resale Order Guide for form.
3. End User Name	3. Identifies the name of the customer (Company Name) the service is for.
4. PON (Purchase Order Number)	4. Identifies the CLEC's unique order or requisition number that authorizes the issuance of this request.
5. Number of NMLI Connections	5. Identifies the Number of connections the end user is requesting.
6. End User BellSouth® Serving Wire Center	6. Identifies the 6-digit NPA-NXX (area code plus local exchange prefix) of the BellSouth® Serving Wire Center for the end user's service address.
7. End User CPE Type	7. Identifies the end user's type of customer provided equipment (CPE) and the manufacturer name(s), model number(s), and software release number(s).
8. Service Type	8. Check the appropriate type of service based on the end user's request.
9. End User End Bridge Management	9. Check the appropriate type based on the end user's request.
10. Type of Network Interface Jacks	10. Indicates the particular registered or non-registered jack used to terminate the service. Enter the type and quantity of jacks required. Familiarization with the FCC's registration rules is requisite for all parties involved for the determination of the proper jack.
11. Number of Network Interface Jacks	11. Indicates the quantity of Network Interface Jacks required for service request.
12. Inside Wire Location	12. Indicates if inside wiring past the demarcation point is required. Check yes or no.
13 CLEC Name	13 Identifies the end user's Competitive Local Exchange Carrier (Company Name).
14. Authorized Representative Name	14. Identifies the CLEC representative authorized to request service on behalf of the end user. Type or print name.
15. Authorized Representative Telephone Number	15. Authorized Representative Telephone Number
16. Authorized Representative Signature	16. Enter the signature of the CLEC representative indicated at line item 14.
17. Date	17. Enter date order request submitted to BellSouth®.

Figure 22 BellSouth® Native Mode LAN Interconnection (NMLI) Document Line-by-Line Instructions

BellSouth®

Competitive Local Exchange Carrier Ordering Document

**Native Mode LAN
Interconnection
(NMLI)**

1. Complete Local Service Request (LSR) form.
2. Complete End User Information (EUI) form.
3. End User Name: _____
4. PON: _____ 5. Number of NMLI connection: _____
6. End User BellSouth Serving Wire Center (NPA/NXX): _____
7. End User CPE Type: _____
Manufacturer / Model / Software Release: _____
8. Service Type Requested:
4 Mbps Token Ring: Yes _____ No _____
10 Mbps Ethernet: Yes _____ No _____
16 Mbps Token Ring: Yes _____ No _____
9. End User End Bridge Management: Immediate _____ Scheduled _____
10. Type of Network Interface Jack: _____
11. Number of Network Interface Jacks: _____
12. Is inside wiring required past the demarcation point? Yes _____ No _____
13. COMPETITIVE LOCAL EXCHANGE CARRIER NAME: _____
14. Authorized Representative Name (Typed or Printed): _____
15. Authorized Representative Telephone Number: _____
16. Authorized Representative Signature: _____ 17. Date: _____

Figure 23 BellSouth® Native Mode LAN Interconnection (NMLI) Form

20. BellSouth Primary Rate ISDN-PRI

20.1 Description

Primary Rate ISDN-PRI utilizes the same digital technology as Basic Rate ISDN, but combines 23 B-Channels with one D-Channel.

Like Basic Rate ISDN, each B-Channel can carry voice, circuit-switched data, or packet-switched data at up to 64 Kbps. The D-Channel carries "signaling" information also at 64 Kbps.

Unlike BRI, the Primary Rate ISDN D-Channel may not be used for packet-switched data. Its only purpose is for signaling between the subscriber's ISDN equipment and the central office.

In total, PRI service offers 1.536 Mbps of usable bandwidth, the equivalent of a T1 line (1.544 Mbps). Bandwidth for voice, data, and video applications can be allocated dynamically, on a call-by-call basis. That means that the same channels used for voice calls one minute can be reallocated for video conference the next. This capability uses resources more efficiently and economically.

You may hear Primary Rate ISDN Service referred to as Primary Rate Interface (PRI) or Primary Rate Access (PRA). It was previously tarified as MegaLink® ISDN Service and PathLink ISDN Service.

It is designed to provide ISDN services for PBX, video conferencing, host computer, enhanced voice, and LAN access applications. The PRI is electronically and physically identical to T1 service and provides the subscriber with 1.536 Mbps of usable bandwidth (1.544 Mbps total).

20.2 Ordering Information

The following chart details which forms are required, conditional, or optional for ordering this product. All forms should be populated as usual except where denoted otherwise in the Critical/Valid Entry Tables per Form section.

REQTYP / SERVICE TYPE	Forms												Complex Work Aid for Primary Rate ISDN (PRI)	
	SI	LSR	Hunt-ing	EU	DL	DSCR	RS	DRS	PS	NP	LS	LSNP		
E - Resale Service (Primary Rate ISDN-PRI)		R		R	C*	C**								R

R = Required C = Conditional O = optional

* = DL form/screen is required when the ACT is N, or T.

** = DSCR is required to indicate:

- Captions
- Degree Of Indent
- Irregular Placement

20.2.1 Completing the LSR and EU Forms

The Required, Conditional, and Optional (R/C/O) fields on the LSR and EU forms will be given for every valid REQ TYP / ACT combination for this product.

The following chart shows all of the valid account level activities for this requisition type.

REQ TYP	ACTIVITY TYPE (ACCOUNT LEVEL)													
	N	C	D	T	R	V	S	B	W	L	Y	P	Q	
E BellSouth Primary Rate ISDN-PRI	X	X	X	X		X			X			X	X	

Note: " X " denotes valid account level activities. A blank entry indicates a non-valid account level activity.

Account level activities (ACT) apply to the entire account. The ACTs are defined below:

⇒ N = New installation and/or account

- ⇒ **C** = Change an existing account (e.g., Rearrangement, Partial disconnect or addition)
- ⇒ **D** = Disconnection
- ⇒ **T** = Outside move of end user location
- ⇒ **R** = Record activity is for ordering administrative changes
- ⇒ **V** = Full Conversion of service **as specified** to new Local Service Provider (LSP)
- ⇒ **S** = Seasonal partial suspend or restore partial account
- ⇒ **B** = Restore **full** account or restore denied account
- ⇒ **W** = Full Conversion of service **as is**

- ⇒ **L** = Seasonal suspension **full** account
- ⇒ **Y** = Deny (non-payment)
- ⇒ **P** = Conversion of service **as specified**: Partial Migration - Initial
- ⇒ **Q** = Conversion of service **as specified**: Partial Migration - Subsequent

20.3 REQ TYP / ACT Combinations for REQ TYP E: BellSouth Primary Rate ISDN-PRI

The following charts show the Required, Conditional and Optional (R/C/O) fields on the LSR and EU forms for the valid REQ TYP / ACT combinations. All unmentioned fields are either invalid, not applicable or prohibited. Populating any other fields may result in a fatal reject or a clarification of the service request.

- Mandatory entries are indicated by quotation marks ("xxx").
- Optional fields marked with an asterisk (*) force at least one of the conditional fields to become required when populated.
- Fields used only for manual orders are followed by (m).
- Fields used only for electronic orders are followed by (e).

See the **Data Element Dictionary** Section for additional information on each of the fields listed below.

20.3.1 REQ TYP E / ACT N

LSR — REQ TYP E / ACT N (Primary Rate ISDN -PRI)		
Required	Conditional	Optional
CCNA (m)	VER (m)	APPTIME-DDD (m)
PON (m)	LOCQTY (m)	PROJECT (m)
PG_OF_ (m)	SUP (m)	SPEC (m)
AN (m) or ATN (m)	CUST (m)	RPON (m)

- continued -

- continued -

LSR — REQTYPE / ACT N (Primary Rate ISDN -PRI)		
Required	Conditional	Optional
SC ="LCSC" (m)		VTA (m)
D/TSENT (m)		IMPCON - PAGER (m)
DDD (m)		EXP (m)
REQTYPE="EB" (m)		RORD (m)
ACT ="N" (m)		
CC (m)		
TOS (m)		
LSO (m)		
BAN1 (m)		
INIT (m)		
INIT - TEL NO (m)		
INIT - FAX NO (m)		
IMPCON (m)		
IMPCON - TEL NO (m)		

" " = mandatory entry; * = when this optional field is populated, it forces at least one of the conditional fields to become REQUIRED; (m) = for manual ordering only; (e) = for electronic ordering only

EU — REQTYPE / ACT N (Primary Rate ISDN -PRI)		
Required	Conditional	Optional
PON (m)	VER (m)	LOCNUM (m)
AN (m) or ATN (m)	IWCON (m)	SASF (m)
PG_OF_ (m)	IWCON - TEL NO(m)	SASD (m)
SANO (m) or SADLO (m)		SATH (m)
SASN (m)		SASS (m)

- continued -

- continued -

EU — REQ TYP E / ACT N (Primary Rate ISDN -PRI)		
Required	Conditional	Optional
EU - NAME (<i>m</i>)		EU - FLOOR (<i>m</i>)
EU - CITY (<i>m</i>)		EU - ROOM (<i>m</i>)
EU - STATE (<i>m</i>)		EU - BLDG (<i>m</i>)
EU - ZIP CODE (<i>m</i>)		LCON - NAME (<i>m</i>)
		LCON - TEL NO (<i>m</i>)
		ACC (<i>m</i>)
		WSOP (<i>m</i>)
		IWO* (<i>m</i>)

" " = mandatory entry; * = when this optional field is populated, it forces at least one of the conditional fields to become REQUIRED; (*m*) = for manual ordering only; (*e*) = for electronic ordering only

20.3.2 REQ TYP E / ACT C

LSR — REQ TYP E / ACT C (Primary Rate ISDN -PRI)		
Required	Conditional	Optional
CCNA (<i>m</i>)	VER (<i>m</i>)	APPTIME-DDD (<i>m</i>)
PON (<i>m</i>)	LOCQTY (<i>m</i>)	PROJECT (<i>m</i>)
PG_OF_ (<i>m</i>)	SUP (<i>m</i>)	SPEC (<i>m</i>)
AN (<i>m</i>) or ATN (<i>m</i>)	CUST (<i>m</i>)	RPON (<i>m</i>)
SC ="LCSC" (<i>m</i>)		RORD (<i>m</i>)
D/TSENT (<i>m</i>)		EXP (<i>m</i>)
DDD (<i>m</i>)		VTA (<i>m</i>)
REQ TYP ="EB" (<i>m</i>)		IMCON PAGER (<i>m</i>)
ACT ="C" (<i>m</i>)		REMARKS (<i>m</i>)
CC (<i>m</i>)		
TOS (<i>m</i>)		

- continued -

- continued -

LSR — REQ TYP E / ACT C (Primary Rate ISDN -PRI)		
Required	Conditional	Optional
BANI (<i>m</i>)		
INIT (<i>m</i>)		
INIT - TEL NO (<i>m</i>)		
INIT - FAX NO (<i>m</i>)		
IMPCON (<i>m</i>)		
IMPCON - TEL NO (<i>m</i>)		

" " = mandatory entry; * = when this optional field is populated, it forces at least one of the conditional fields to become REQUIRED; (*m*) = for manual ordering only; (*e*) = for electronic ordering only

EU — REQ TYP E / ACT C (Primary Rate ISDN -PRI)		
Required	Conditional	Optional
PON (<i>m</i>)	VER (<i>m</i>)	LOCNUM (<i>m</i>)
AN (<i>m</i>) or ATN (<i>m</i>)	DQTY (<i>m</i>)	LCON - NAME (<i>m</i>)
PG_OF_ (<i>m</i>)	IWCON (<i>m</i>)	LCON - TEL NO (<i>m</i>)
EU - NAME (<i>m</i>)	IWCON - TEL NO (<i>m</i>)	ACC (<i>m</i>)
	DNUM (<i>m</i>)	WSOP (<i>m</i>)
		IWO* (<i>m</i>)
		DISC NBR* (<i>m</i>)

" " = mandatory entry; * = when this optional field is populated, it forces at least one of the conditional fields to become REQUIRED; (*m*) = for manual ordering only; (*e*) = for electronic ordering only

20.3.3 REQ TYP E / ACT D

LSR — REQ TYP E / ACT D (Primary Rate ISDN -PRI)		
Required	Conditional	Optional
CCNA (<i>m</i>)	VER (<i>m</i>)	DFDT (<i>m</i>)
PON (<i>m</i>)	LOCQTY (<i>m</i>)	RPON (<i>m</i>)
PG_OF_ (<i>m</i>)	SUP (<i>m</i>)	INIT * (<i>m</i>)

- continued -

LSR — REQ TYP E / ACT D (Primary Rate ISDN -PRI)		
Required	Conditional	Optional
AN (<i>m</i>) or ATN (<i>m</i>)	CUST (<i>m</i>)	IMPCON* (<i>m</i>)
SC ="LCSC" (<i>m</i>)	IMPCON - TEL NO (<i>m</i>)	IMPCON - PAGER (<i>m</i>)
D/TSENT (<i>m</i>)		
DDD (<i>m</i>)		
REQ TYP ="EB" (<i>m</i>)		
ACT ="D" (<i>m</i>)		
CC (<i>m</i>)		
TOS (<i>m</i>)		
BAN1 (<i>m</i>)		
INIT (<i>m</i>)		
INIT - TEL NO (<i>m</i>)		
INIT - FAX NO (<i>m</i>)		

" " = mandatory entry; * = when this optional field is populated, it forces at least one of the conditional fields to become REQUIRED; (*m*) = for manual ordering only; (*e*) = for electronic ordering only

EU — REQ TYP E / ACT D (Primary Rate ISDN -PRI)		
Required	Conditional	Optional
PON (<i>m</i>)	VER (<i>m</i>)	FBI* (<i>m</i>)
AN (<i>m</i>) or ATN (<i>m</i>)	DQTY (<i>m</i>)	FB - SBILLNM (<i>m</i>)
PG_OF_ (<i>m</i>)	FB - BILLNM (<i>m</i>)	FB - FLOOR (<i>m</i>)
EU - NAME (<i>m</i>)	FB - STREET (<i>m</i>)	FB - ROOM (<i>m</i>)
	FB - CITY (<i>m</i>)	DISC NBR (<i>m</i>)
	FB - STATE (<i>m</i>)	
	FB - ZIP CODE (<i>m</i>)	
	FB - BILLCON (<i>m</i>)	

- continued -

- continued -

EU — REQ TYP E / ACT D (Primary Rate ISDN -PRI)		
Required	Conditional	Optional
	FB - BILLCON - TEL NO (m)	
	DNUM (m)	
	DISC NBR (m)	

" " = mandatory entry; * = when this optional field is populated, it forces at least one of the conditional fields to become REQUIRED; (m) = for manual ordering only; (e) = for electronic ordering only

20.3.4 REQ TYP E / ACT T

LSR — REQ TYP E / ACT T (Primary Rate ISDN -PRI)		
Required	Conditional	Optional
CCNA (m)	VER (m)	APPTIME-DDD (m)
PON (m)	LOCQTY (m)	DFDT (m)
PG_OF_ (m)	SUP (m)	PROJECT (m)
AN (m) or ATN (m)	CUST (m)	SPEC (m)
SC ="LCSC" (m)		RPON (m)
D/TSENT (m)		VTA (m)
DDD (m)		IMPCON - PAGER (m)
REQ TYP ="EB" (m)		RORD (m)
ACT ="T" (m)		EXP (m)
CC (m)		REMARKS (m)
TOS (m)		
BAN1 (m)		
INIT (m)		
INIT - TEL NO (m)		
INIT - FAX NO (m)		

- continued -

- continued -

LSR — REQTYPE / ACT T (Primary Rate ISDN -PRI)		
Required	Conditional	Optional
IMPCON (m)		
IMPCON - TEL NO (m)		

" " = mandatory entry; * = when this optional field is populated, it forces at least one of the conditional fields to become REQUIRED; (m) = for manual ordering only; (e) = for electronic ordering only

EU — REQTYPE / ACT T (Primary Rate ISDN -PRI)		
Required	Conditional	Optional
PON (m)	VER (m)	LOCNUM (Header)* (m)
AN (m) or ATN (m)	IWCON (m)	SASF (m)
PG_OF_ (m)	IWCON - TEL NO (m)	SASD (m)
SANO (m) or SADLO (m)		SATH (m)
SASN (m)		SASS (m)
EU - NAME (m)		EU - FLOOR (m)
EU - CITY (m)		EU - ROOM (m)
EU - STATE (m)		EU - BLDG (m)
EU - ZIP CODE (m)		LCON - NAME (m)
		LCON - TEL NO (m)
		ACC (m)
		WSOP (m)
		IWO* (m)

" " = mandatory entry; * = when this optional field is populated, it forces at least one of the conditional fields to become REQUIRED; (m) = for manual ordering only; (e) = for electronic ordering only

20.3.5 REQ TYP E / ACT V

LSR — REQ TYP E / ACT V (Primary Rate ISDN -PRI)		
Required	Conditional	Optional
CCNA (<i>m</i>)	VER (<i>m</i>)	APPTIME-DDD (<i>m</i>)
PON (<i>m</i>)	LOCQTY (<i>m</i>)	DFDT (<i>m</i>)
PG_OF_ (<i>m</i>)	SUP (<i>m</i>)	PROJECT(<i>m</i>)
AN (<i>m</i>) or ATN(<i>m</i>)	CUST (<i>m</i>)	SPEC(<i>m</i>)
SC ="LCSC" (<i>m</i>)		RPON (<i>m</i>)
D/TSENT (<i>m</i>)		VTA (<i>m</i>)
DDD (<i>m</i>)		IMPCON - PAGER (<i>m</i>)
REQ TYP ="EB" (<i>m</i>)		RORD (<i>m</i>)
ACT ="V" (<i>m</i>)		EXP (<i>m</i>)
CC (<i>m</i>)		REMARKS (<i>m</i>)
TOS (<i>m</i>)		
BAN1 (<i>m</i>)		
INIT (<i>m</i>)		
INIT - TEL NO (<i>m</i>)		
INIT - FAX NO (<i>m</i>)		

" " = mandatory entry; * = when this optional field is populated, it forces at least one of the conditional fields to become REQUIRED; (*m*) = for manual ordering only; (*e*) = for electronic ordering only

EU — REQ TYP E / ACT V (Primary Rate ISDN -PRI)		
Required	Conditional	Optional
PON (<i>m</i>)	VER (<i>m</i>)	LOCNUM (Header)* (<i>m</i>)
AN (<i>m</i>) or ATN (<i>m</i>)	DQTY (<i>m</i>)	SASF (<i>m</i>)
PG_OF_ (<i>m</i>)	IWCON (<i>m</i>)	SASD (<i>m</i>)

- continued -

- continued -

EU — REQ TYP E / ACT V (Primary Rate ISDN -PRI)		
Required	Conditional	Optional
LOCNUM (Detail) (m)	IWCON - TEL NO (m)	SATH (m)
EU - NAME (m)	EAN (m) or EATN (m)	SASS (m)
SASN (m)	FB - BILLNM (m)	EU - ROOM (m)
SANO (m) or SADLO (m)	FB - STREET (m)	EU - BLDG (m)
EU - CITY (m)	FB - CITY (m)	LCON - NAME (m)
EU - STATE (m)	FB - STATE (m)	LCON - TEL NO (m)
EU - ZIP CODE (m)	FB - ZIP CODE (m)	FBI* (m)
ERL (m)	FB - BILLCON (m)	FB - SBILLNM (m)
	FB - BILLCON - TEL NO (m)	FB - FLOOR (m)
	DNUM (m)	FB - ROOM (m)
		EUMI (m)
		ACC (m)
		WSOP (m)
		DISC NBR* (m)

" " = mandatory entry; * = when this optional field is populated, it forces at least one of the conditional fields to become REQUIRED; (m) = for manual ordering only; (e) = for electronic ordering only

20.3.6 REQ TYP E / ACT W

LSR — REQ TYP E / ACT W (Primary Rate ISDN -PRI)		
Required	Conditional	Optional
CCNA (m)	VER (m)	
PON (m)	LOCQTY (m)	
PG_OF_ (m)	SUP (m)	

- continued -

LSR — REQ TYP E / ACT W (Primary Rate ISDN -PRI)		
Required	Conditional	Optional
AN (m) or ATN (m)	CUST (m)	
SC ="LCSC"(m)		
D/TSENT (m)		
DDD (m)		
REQ TYP ="EB" (m)		
ACT ="W" (m)		
CC (m)		
TOS (m)		
BAN1 (m)		
INIT (m)		
INIT - TEL NO (m)		
INIT - FAX NO (m)		

" " = mandatory entry; * = when this optional field is populated, it forces at least one of the conditional fields to become REQUIRED; (m) = for manual ordering only; (e) = for electronic ordering only

EU — REQ TYP E / ACT W (Primary Rate ISDN -PRI)		
Required	Conditional	Optional
PON (m)	VER (m)	LOCNUM (Header)* (m)
AN (m) or ATN (m)	EAN (m) or EATN (m)	SASF (m)
PG_OF_ (m)	IWCON (m)	SASD (m)
SANO (m) or SADLO (m)	IWCON - TEL NO (m)	SATH (m)
SASN (m)		SASS (m)
EU - NAME (m)		EU - FLOOR (m)
EU - CITY (m)		EU - ROOM (m)
EU - STATE (m)		EU - BLDG (m)

- continued -

- continued -

EU — REQ TYP E / ACT W (Primary Rate ISDN -PRI)		
Required	Conditional	Optional
EU - ZIP CODE (m)		FBI* (m)
		FB - SBILLNM (m)
		FB - FLOOR (m)
		FB - ROOM (m)

" " = mandatory entry; * = when this optional field is populated, it forces at least one of the conditional fields to become REQUIRED; (m) = for manual ordering only; (e) = for electronic ordering only

20.3.7 REQ TYP E / ACT P

LSR — REQ TYP E / ACT P (Primary Rate ISDN -PRI)		
Required	Conditional	Optional
CCNA (m)	VER (m)	APPTIME-DDD (m)
PON (m)	LOCQTY (m)	DFDT (m)
PG_OF_ (m)	SUP (m)	PROJECT (m)
AN (m) or ATN (m)	CUST (m)	SPEC (m)
SC ="LCSC" (m)		RPON (m)
D/TSENT (m)		VTA (m)
DDD (m)		IMPCON - PAGER (m)
REQ TYP ="EB" (m)		RORD (m)
ACT ="P" (m)		EXP (m)
CC (m)		REMARKS (m)
TOS (m)		
BAN1 (m)		
INIT (m)		
INIT - TEL NO (m)		
INIT - FAX NO (m)		

- continued -

- continued -

LSR — REQTYPE / ACT P (Primary Rate ISDN -PRI)		
Required	Conditional	Optional
IMPCON (m)		
IMPCON - TEL NO (m)		

" " = mandatory entry; * = when this optional field is populated, it forces at least one of the conditional fields to become REQUIRED; (m) = for manual ordering only; (e) = for electronic ordering only

EU — REQTYPE / ACT P (Primary Rate ISDN -PRI)		
Required	Conditional	Optional
PON (m)	VER (m)	LOCNUM (Header)* (m)
AN (m) or ATN (m)	DQTY (m)	SASF (m)
PG_OF_ (m)	IWCON (m)	SASD (m)
SANO (m) or SADLO (m)	IWCON - TEL NO (m)	SATH (m)
EU - NAME (m)	EAN (m) or EATN (m)	SASS (m)
SASN (m)	DNUM (m)	EU - FLOOR (m)
EU - CITY (m)		EU - ROOM (m)
EU - STATE (m)		EU - BLDG (m)
EU - ZIP CODE (m)		LCON - NAME (m)
		LCON - TEL NO (m)
		ACC (m)
		WSOP (m)
		IWO* (m)
		TC OPT* (m)
		DISC NBR (m)

" " = mandatory entry; * = when this optional field is populated, it forces at least one of the conditional fields to become REQUIRED; (m) = for manual ordering only; (e) = for electronic ordering only

20.3.8 REQ TYP E / ACT Q

LSR — REQ TYP E / ACT Q (Primary Rate ISDN -PRI)		
Required	Conditional	Optional
CCNA (<i>m</i>)	VER (<i>m</i>)	DFDT (<i>m</i>)
PON (<i>m</i>)	LOCQTY (<i>m</i>)	PROJECT (<i>m</i>)
PG_OF_ (<i>m</i>)	SUP (<i>m</i>)	SPEC (<i>m</i>)
AN (<i>m</i>) or ATN (<i>m</i>)	CUST (<i>m</i>)	RPON (<i>m</i>)
SC ="LCSC" (<i>m</i>)		VTA (<i>m</i>)
D/TSENT (<i>m</i>)		IMPCON - PAGER (<i>m</i>)
DDD (<i>m</i>)		RORD (<i>m</i>)
REQ TYP ="EB" (<i>m</i>)		REMARKS (<i>m</i>)
ACT ="Q" (<i>m</i>)		
CC (<i>m</i>)		
TOS (<i>m</i>)		
BAN1 (<i>m</i>)		
INIT (<i>m</i>)		
INIT - TEL NO (<i>m</i>)		
INIT - FAX NO (<i>m</i>)		
IMPCON (<i>m</i>)		
IMPCON - TEL NO (<i>m</i>)		

" " = mandatory entry; * = when this optional field is populated, it forces at least one of the conditional fields to become REQUIRED; (*m*) = for manual ordering only; (*e*) = for electronic ordering only

EU — REQ TYP E / ACT Q (Primary Rate ISDN -PRI)		
Required	Conditional	Optional
PON (<i>m</i>)	VER (<i>m</i>)	LOCNUM (Header)* (<i>m</i>)
AN (<i>m</i>) or ATN (<i>m</i>)	DQTY (<i>m</i>)	SASF (<i>m</i>)
PG_OF_ (<i>m</i>)	IWCON (<i>m</i>)	SASD (<i>m</i>)

- continued -

EU — REQ TYP E / ACT Q (Primary Rate ISDN -PRI)		
Required	Conditional	Optional
SANO (m) or SADLO (m)	IWCON - TEL NO (m)	SATH (m)
SASN (m)	EAN (m) or EATN (m)	SASS (m)
EU NAME (m)	DNUM (m)	EU - FLOOR (m)
EU - CITY (m)		EU - ROOM (m)
EU - STATE (m)		EU - BLDG (m)
EU - ZIP CODE (m)		LCON - NAME (m)
		LCON - TEL NO (m)
		ACC (m)
		WSOP (m)
		IWO* (m)
		TC OPT* (m)
		DISC NBR (m)

" " = mandatory entry; * = when this optional field is populated, it forces at least one of the conditional fields to become REQUIRED; (m)= for manual ordering only; (e) = for electronic ordering only

20.4 BellSouth Primary Rate ISDN-PRI

Table U BellSouth Primary Rate ISDN-PRI Form Instructions

Field	Field Definitions
1. Complete Local Service Request Form (LSR)	1. This information is provided by the CLEC. See CLEC Resale Order Guide for form.
2. Complete End User Information Form (EU)	2. This information is provided by the CLEC. See CLEC Resale Order Guide for form.
3. Activity	3. Identifies the activity type for request. If change, existing circuit ID required.

- continued -

Table U BellSouth Primary Rate ISDN-PRI Form Instructions (continued)

Field	Field Definitions
4. End User Name	4. Identifies the name of the customer (Company Name) the service is for.
5. PON (Purchase Order Number)	5. Identifies the CLEC unique order or requisition number that authorizes the issuance of this request.
6. InterLATA PIC (Presubscription Indicator Code)	6. Identifies the presubscription indicator code of the carrier the customer has selected for interLATA traffic.
7. IntraLATA PIC (Primary Intraexchange Carrier)	7. Identifies the presubscription indicator code of the primary intraexchange carrier the customer has selected for intraLATA traffic.
8. Payment Type	8. Check appropriate type of payment plan based on the customer's request. Note: As indicated, some payment plans require a signed Service Agreement document. See indicated, some payment plans require a signed Service Agreement document. See your BellSouth® Account Team representative for forms.
9. Number and type of Primary Rate ISDN Circuits	9. Indicates quantity of ISDN PRI circuits required based on the customer's request.
10. Circuit Location One (CKL 1) Subscriber Name	10. Enter the subscribing customer's name (Company Name) at the service address designated as the originating point (circuit location one) of the ISDN PRI circuit.
10a. Subscriber Address	10a. Enter the subscriber's service address designated as circuit location one.
10b. End User BellSouth® Serving Wire Center	10b. Identifies the 6-digit NPA-NXX (area code plus local exchange prefix) of the BellSouth® Serving Wire Center for the subscriber service address at circuit location one.
10c. Contact Person / Telephone Number	10c. Enter name and telephone number of contact person at service address for circuit location one.
10d. Network Interface Jack	10d. Indicates the particular registered or non-registered jack used to terminate the service at circuit location one. Familiarization with the FCC's registration rules is requisite for all parties involved for the determination of the proper jack.

- continued -

Table U BellSouth Primary Rate ISDN-PRI Form Instructions (continued)

Field	Field Definitions
10e. Number of Network Interface Jacks	10e. Indicates the quantity of network interface jacks required at circuit location one.
10f. Channel Service Unit Location	10f. Indicates if the channel service unit (CSU) is more than 100 feet from the demarcation point at circuit location one. Check yes or no.
10g. Inside Wire Location	10g. Indicates if inside wiring past the demarcation point is a requirement at circuit location one. Check yes or no.
11. Applicable Call Types	11. Indicates applicable call types.
12. Number of B Channels and D Channels	12. Indicates the quantity of B and D channels being requested by this order.
13. Non-Facility Associated Signaling (NFAS)	13. Indicates if non-facility signaling is required. Check yes or no.
14. Number of Telephone Numbers	14. Indicates the quantity and type of telephone numbers required for this order.
15. Outgoing Call Restrictions	15. Indicates if outgoing call restrictions apply.
16. End User CPE Type	16. Identifies type of CPE equipment.
17. Number of digits required by the CPE	17. Indicates number of digits to be sent to CPE.
18 Application Type	18. Identifies application type PRI is to be provisioned for.
19. B Channel Selection Method	19. Identifies the type of B channel selection method used by the end user's customer provided equipment (CPE).
20. B Channel Glare Resolution	20. Identifies the type of B channel glare resolution method used by the end user's customer provided equipment (CPE).
21. Called/Calling Party Number Screening	21. Indicates Called/Calling Number Delivery requirements. Indicates Calling Name Delivery Requirements. Check yes or no.
22. Incoming Call Extension (ICE)	22. Indicates if Incoming Call Extension is required based on customer's request. Check yes or no. Note: If yes, attach details.

- continued -

Table U BellSouth Primary Rate ISDN-PRI Form Instructions (continued)

Field	Field Definitions
23. Digital Data Only Next Route Index	23. Indicates if Next Route Index is digital data only. Check yes or no. Note: If yes, attach details.
24. SMARTPath® Transport	24. Indicates if the service being requested will use SmartPath for transport. Check yes or no.
MegaLink® Plus Transport	Indicates if the service being requested will use MegaLink® Plus for transport. Check yes or no.
25. PRI provisioning 911 PinPoint Service	25. Indicates if PRI will be used to provision 911 PinPoint service. Check yes or no. Note: If yes, 911 PinPoint ordering document must be provided.
26. PRI terminate in FlexServ® Arrangement	26. Indicates if PRI is to terminate in FlexServ®. Check yes or no. If yes, attach details.
27. Hunting	27. Indicates if hunting is to be provisioned as part of PRI service. If yes, attach details.
28. Restrictions	28. Indicates if any type call restrictions apply to PRI service. If yes, attach details.
29. Independent Telephone Company Involved	29. Indicates if PRI will terminate in ITC. Check yes or no.
30. Competitive Local Exchange Carrier Name	30. Identifies the end user's Competitive Local Exchange Carrier (Company Name).
31. Authorized Representative Name	31. Identifies the CLEC representative authorized to request service on behalf of the end user. Type or print name.
32. Authorized Representative Telephone Number	32. Identifies the authorized CLEC representative's telephone number.
33. Authorized Representative Signature	33. Enter the signature of the CLEC representative indicated at line item 31.
34. Date	34. Enter date order request submitted to BellSouth®.

**COMPETITIVE LOCAL EXCHANGE CARRIER
ORDERING DOCUMENT**

BELLSOUTH® PRIMARY RATE ISDN (PRI)

1. Complete Local Service Request (LSR) form.
 2. Complete End User Information (EU) form.
 3. Activity: New Change Ckt. ID. _____
 4. End User Name: _____
 5. PON: _____ 6. InterLATA PIC: _____ 7. IntraLATA PIC: _____
 8. Check Payment Type Requested: Month - to - Month or Contract
If Contract, then number of Months _____*
- *NOTE: Payment Plan requires SIGNED Service Agreement document.
9. Number of PRIMARY RATE ISDN circuits: _____
(state type) National _____ Custom _____
Extended Reach Service (ERS) Yes or No
If yes, indicate type: Dedicated Route Dedicated Route with Overflow
Final Route _____
 10. Circuit Location One (CKL - 1) Subscriber Name: _____
CKL - 1 Address: _____
CKL - 1 BellSouth® Serving Wire Center (NPA/NXX): _____
CKL - 1 Contact Person / Telephone Number: _____
Type Network Interface Jack: _____ Number of Network Interface Jacks: _____
CKL - 1 Is CSU more than 100 feet from demarcation point? Yes No
CKL - 1 Is inside wiring required past the demarcation point? Yes No
 11. Applicable Call Types: Inward Outward Two-Way
 12. Total Number of B channels: _____ Total Number of D channels: _____
 13. Non-facility Associated Signaling (NFAS): Yes No If yes, attach NFAS Group details.
 14. Number of Telephone Numbers: _____
 15. Outgoing call restrictions? If yes list types: _____
 16. End user CPE type: _____
 17. Number of digits required by the CPE (i.e., 0, 4, 7, etc.): _____
 18. Application Type (Check One): Voice/Data Digital Data Only Inward Data
 19. B Channel Selection Method used by End User's CPE: Low to High High to Low
Most Idle Least Idle Clockwise Circular Counterclockwise Circular
 20. Channel Glare Resolution Method:
End User's CPE Maintains Control End User's CPE Yields to Glare
 21. Called/Calling Party Number Screening? Yes or No . If yes, attach details.
Calling Name Delivery? Yes or No
 22. Incoming Call Extension (ICE)? Yes or No . If yes, attach details.
 23. Digital Data Only Next Route Index? Yes or No . If yes, attach details.
 24. Is this service to be provided using SMARTPath® as Transport? Yes No
or, Is this service to be provided using MegaLink® Plus as Transport? Yes No
 25. Is this service to be used to provision 911 PinPoint service? Yes No
If yes, 911 PinPoint ordering document must be attached.
 26. Will PRI terminate into a FlexServ® Arrangement? Yes No
 27. Hunting? Yes No . If yes, attach details. _____
 28. Restrictions? Yes No . If yes, attach details. _____

Figure 24 BellSouth Primary Rate ISDN-PRI Form (Page 1)

**COMPETITIVE LOCAL EXCHANGE CARRIER
ORDERING DOCUMENT
BELLSOUTH® PRIMARY RATE ISDN (PRI)**

29. Is Independent Telephone Company (ITC) involved? Yes ___ No ___

If yes, provide the following information:

ITC Name: _____ ITC Contact/Telephone Number _____

LSO (NPA/NXX) _____ Total Miles: _____ BellSouth® Miles: _____

30. COMPETITIVE LOCAL EXCHANGE CARRIER NAME: _____

31. Authorized Representative Name (Typed or Printed): _____

32. Authorized Representative Telephone Number: _____

33. Authorized Representative Signature: _____ 34. Date: _____

Figure 25 BellSouth Primary Rate ISDN-PRI Form (Page 2)

21. BellSouth® Private Lines Service

21.1 Description

Private Line Services are groups of service used to meet the needs of subscribers that require the exchange of voice and non-voice information between two or more locations. Unlike switched services (where the subscriber utilized shared central office and outside plant facilities) private lines usually involve end-to-end dedicated facilities between subscriber locations.

21.2 Ordering Information

The following chart details which forms are required, conditional, or optional for ordering this product. All forms should be populated as usual except where denoted otherwise in the Critical/Valid Entry Tables per Form section.

REQTYP / SERVICE TYPE	Forms											Complex Work Aid for Private Lines Service		
	SI	LSR	Hunting	EU	DL	DSCR	RS	DRS	PS	NP	LS		LSNP	
E - Resale Service (Private Lines Service)		R		R										R

R = Required C = Conditional O = optional

21.2.1 Completing the LSR and EU Forms

The Required, Conditional, and Optional (R/C/O) fields on the LSR and EU forms will be given for every valid REQ TYP / ACT combination for this product.

The following chart shows all of the valid account level activities for this requisition type.

REQTYP	ACTIVITY TYPE (ACCOUNT LEVEL)												
	N	C	D	T	R	V	S	B	W	L	Y	P	Q
E - BellSouth Private Lines	X	X	X	X		X			X				

Note: " X " denotes valid account level activities. A blank entry indicates a non-valid account level activity.

Account level activities (ACT) apply to the entire account. The ACTs are defined below:

- ⇒ **N** = New installation and/or account
- ⇒ **C** = Change an existing account (e.g., Rearrangement, Partial disconnect or addition)
- ⇒ **D** = Disconnection
- ⇒ **T** = Outside move of end user location
- ⇒ **R** = Record activity is for ordering administrative changes
- ⇒ **V** = Full Conversion of service **as specified** to new Local Service Provider (LSP)
- ⇒ **S** = Seasonal partial suspend or restore partial account
- ⇒ **B** = Restore **full** account or restore denied account
- ⇒ **W** = Full Conversion of service **as is**

- ⇒ **L** = Seasonal suspension **full** account
- ⇒ **Y** = Deny (non-payment)
- ⇒ **P** = Conversion of service **as specified:** Partial Migration - Initial
- ⇒ **Q** = Conversion of service **as specified:** Partial Migration - Subsequent

21.3 REQ TYP / ACT Combinations for REQ TYP E: BellSouth® Private Lines

The following charts show the Required, Conditional and Optional (R/C/O) fields on the LSR and EU forms for the valid REQ TYP / ACT combinations. All unmentioned fields are either invalid, not applicable or prohibited. Populating any other fields may result in a fatal reject or a clarification of the service request.

- Mandatory entries are indicated by quotation marks ("xxx").
- Optional fields marked with an asterisk (*) force at least one of the conditional fields to become required when populated.
- Fields used only for manual orders are followed by (m).
- Fields used only for electronic orders are followed by (e).

See the **Data Element Dictionary** Section for additional information on each of the fields listed below.

21.3.1 REQ TYP E / ACT N

LSR — REQ TYP E / ACT N (Private Lines)		
Required	Conditional	Optional
CCNA (<i>m</i>)	VER (<i>m</i>)	APPTIME - DDD (<i>m</i>)
PON (<i>m</i>)	LOCQTY (<i>m</i>)	PROJECT (<i>m</i>)
AN (<i>m</i>)	SUP (<i>m</i>)	SPEC (<i>m</i>)
SC = "LCSC" (<i>m</i>)	CUST (<i>m</i>)	RPON (<i>m</i>)
PG_OF_ (<i>m</i>)	IMPCON - TEL NO (<i>m</i>)	RORD (<i>m</i>)
D/TSENT (<i>m</i>)	DSGCON (<i>m</i>)	IMPCON - PAGER (<i>m</i>)
DDD (<i>m</i>)	DSGCON - TEL NO (<i>m</i>)	DRC* (<i>m</i>)
REQ TYP = "EB" (<i>m</i>)		
ACT = "N" (<i>m</i>)		
RTR (<i>m</i>)		
CC (<i>m</i>)		
LSO (<i>m</i>)		
TOS (<i>m</i>)		
BAN1 (<i>m</i>)		
INIT (<i>m</i>)		
INIT - TEL NO (<i>m</i>)		
INIT - FAX NO (<i>m</i>)		
IMPCON (<i>m</i>)		
IMPCON - TEL NO (<i>m</i>)		

" " = mandatory entry; * = when this optional field is populated, it forces at least one of the conditional fields to become REQUIRED; (*m*) = for manual ordering only; (*e*) = for electronic ordering only

EU — REQTYPE / ACT N (Private Lines)		
Required	Conditional	Optional
PON (m)	VER (m)	LOCNUM (Header)*(m)
AN (m)	IWCON (m)	SASF (m)
PG_OF_ (m)	IWCON - TEL NO (m)	SASD (m)
EU - NAME (m)		SATH (m)
SANO (m) or SADLO(m)		SASS (m)
SASN (m)		EU - FLOOR (m)
EU - CITY (m)		EU - ROOM (m)
EU - STATE (m)		EU - BLDG (m)
EU - ZIP CODE (m)		ACC (m)
LCON - NAME (m)		
LCON - TEL NO (m)		

" " = mandatory entry; * = when this optional field is populated, it forces at least one of the conditional fields to become REQUIRED; (m) = for manual ordering only; (e) = for electronic ordering only

21.3.2 REQTYPE / ACT C

LSR — REQTYPE / ACT C (Private Lines)		
Required	Conditional	Optional
CCNA (m)	VER (m)	APPTIME - DDD (m)
PON (m)	SUP (m)	PROJECT (m)
AN (m)		SPEC (m)
SC = "LCSC" (m)		RPON (m)
PG_OF_ (m)		IMPCON - PAGER (m)
D/TSENT (m)		

- continued -

- continued -

LSR — REQ TYP E / ACT C (Private Lines)		
Required	Conditional	Optional
DDD (<i>m</i>)		
REQ TYP = "EB" (<i>m</i>)		
ACT = "C" (<i>m</i>)		
CC (<i>m</i>)		
TOS (<i>m</i>)		
BAN1 (<i>m</i>)		
INIT (<i>m</i>)		
INIT - TEL NO (<i>m</i>)		
INIT - FAX NO (<i>m</i>)		
IMPCON (<i>m</i>)		
IMPCON - TEL NO (<i>m</i>)		

" " = mandatory entry; * = when this optional field is populated, it forces at least one of the conditional fields to become REQUIRED; (*m*) = for manual ordering only; (*e*) = for electronic ordering only

EU — REQ TYP E / ACT C (Private Lines)		
Required	Conditional	Optional
PON (<i>m</i>)	VER (<i>m</i>)	LOCNUM (Header)* (<i>m</i>)
AN (<i>m</i>)	DQTY (<i>m</i>)	LCON - NAME (<i>m</i>)
PG_OF_ (<i>m</i>)	IWCON (<i>m</i>)	LCON - TEL NO (<i>m</i>)
EU - NAME (<i>m</i>)	IWCON - TEL NO (<i>m</i>)	ACC (<i>m</i>)
	DNUM (<i>m</i>)	DISC NBR* (<i>m</i>)

" " = mandatory entry; * = when this optional field is populated, it forces at least one of the conditional fields to become REQUIRED; (*m*) = for manual ordering only; (*e*) = for electronic ordering only

21.3.3 REQ TYP E / ACT D

LSR — REQ TYP E / ACT D (Private Lines)		
Required	Conditional	Optional
PON (m)	VER (m)	DFDT (m)
AN (m)	SUP (m)	RPON (m)
SC = "LCSC"(m)	CUST (m)	RORD (m)
PG_OF_ (m)	INIT - TEL NO (m)	INIT* (m)
D/TSENT (m)	INIT - FAX NO (m)	IMPCON* (m)
DDD (m)	IMPCON - TEL NO (m)	IMPCON - PAGER (m)
REQ TYP = "EB" (m)		
ACT = "D" (m)		
CC (m)		
TOS (m)		
BAN1 (m)		
INIT (m)		
INIT - TEL NO (m)		
INIT - FAX NO (m)		

" " = mandatory entry; * = when this optional field is populated, it forces at least one of the conditional fields to become REQUIRED; (m) = for manual ordering only; (e) = for electronic ordering only

EU — REQ TYP E / ACT D (Private Lines)		
Required	Conditional	Optional
PON (m)	VER (m)	FBI* (m)
AN (m)	DQTY (m)	FB - SBILLNM (m)
PG_OF_ (m)	FB - BILLNM (m)	FB - FLOOR (m)
EU - NAME (m)	FB - STREET (m)	FB - ROOM (m)
	FB - CITY (m)	DISC NBR (m)
	FB - STATE(m)	

- continued -

- continued -

EU — REQ TYP E / ACT D (Private Lines)		
Required	Conditional	Optional
	FB - ZIP CODE (<i>m</i>)	
	FB - BILLCON (<i>m</i>)	
	FB - BILLCON - TEL NO(<i>m</i>)	
	DNUM (<i>m</i>)	

" " = mandatory entry; * = when this optional field is populated, it forces at least one of the conditional fields to become REQUIRED; (*m*) = for manual ordering only; (*e*) = for electronic ordering only

21.3.4 REQ TYP E / ACT T

LSR — REQ TYP E / ACT T (Private Lines)		
Required	Conditional	Optional
PON (<i>m</i>)	VER (<i>m</i>)	APPTIME - DDD (<i>m</i>)
AN (<i>m</i>)	LOCQTY (<i>m</i>)	DFDT (<i>m</i>)
SC = "LCSC" (<i>m</i>)	SUP (<i>m</i>)	PROJECT (<i>m</i>)
PG_OF_ (<i>m</i>)	IMPCON - TEL NO (<i>m</i>)	SPEC (<i>m</i>)
D/TSENT (<i>m</i>)		RPON (<i>m</i>)
DDD (<i>m</i>)		RORD (<i>m</i>)
REQ TYP = "EB" (<i>m</i>)		IMPCON - PAGER (<i>m</i>)
ACT = "T" (<i>m</i>)		
CC (<i>m</i>)		
TOS (<i>m</i>)		
BAN1 (<i>m</i>)		
INIT (<i>m</i>)		
INIT - TEL NO (<i>m</i>)		

- continued -

- continued -

LSR — REQTYPE / ACT T (Private Lines)		
Required	Conditional	Optional
INIT - FAX NO (m)		
IMPCON (m)		
DSGCON (m)		

" " = mandatory entry; * = when this optional field is populated, it forces at least one of the conditional fields to become REQUIRED; (m) = for manual ordering only; (e) = for electronic ordering only

EU — REQTYPE / ACT T (Private Lines)		
Required	Conditional	Optional
PON (m)	VER (m)	LOCNUM (Header)* (m)
AN (m)	IWCON (m)	SASF (m)
PG_OF_ (m)	IWCON - TEL NO (m)	SASD (m)
EU - NAME(m)		SATH (m)
SANO (m) or SADLO (m)		SASS (m)
SASN (m)		EU - FLOOR (m)
EU - CITY (m)		EU - ROOM (m)
EU - STATE (m)		EU - BLDG (m)
EU - ZIP CODE (m)		LCON - NAME (m)
		LCON - TEL NO (m)
		ACC (m)
		WSOP (m)

" " = mandatory entry; * = when this optional field is populated, it forces at least one of the conditional fields to become REQUIRED; (m) = for manual ordering only; (e) = for electronic ordering only

21.3.5 REQ TYP E / ACT V

LSR — REQ TYP E / ACT V (Private Lines)		
Required	Conditional	Optional
PON (m)	VER (m)	APPTIME - DDD (m)
AN (m)	LOCQTY (m)	PROJECT (m)
SC = "LCSC" (m)	SUP (m)	SPEC (m)
PG_OF_ (m)		RPON (m)
D/TSENT (m)		VTA (m)
DDD (m)		IMPCON - PAGER (m)
REQ TYP = "EB" (m)		REMARKS (m)
ACT = "V" (m)		
CC (m)		
TOS (m)		
BAN1 (m)		
INIT (m)		
INIT - TEL NO (m)		
INIT - FAX NO (m)		

" " = mandatory entry; * = when this optional field is populated, it forces at least one of the conditional fields to become REQUIRED; (m) = for manual ordering only; (e) = for electronic ordering only

EU — REQ TYP E / ACT V (Private Lines)		
Required	Conditional	Optional
PON (m)	VER (m)	LOCNUM (Header)* (m)
AN (m)	DQTY (m)	SASF (m)
PG_OF_ (m)	IWCON (m)	SASD (m)
EU - NAME (m)	IWCON - TEL NO (m)	SATH (m)

- continued -

- continued -

EU — REQ TYP E / ACT V (Private Lines)		
Required	Conditional	Optional
SANO (m) or SADLO (m)	EAN (m)	SASS (m)
SASN (m)	FB - BILLNM (m)	EU - ROOM (m)
EU - CITY (m)	FB - STREET (m)	EU - BLDG (m)
EU - STATE (m)	FB - CITY (m)	LCON - NAME (m)
EU - ZIP CODE (m)	FB - STATE (m)	LCON - TEL NO (m)
ERL (m)	FB - ZIP CODE (m)	EUMI (m)
	FB - BILLCON (m)	ACC (m)
	FB - BILLCON - TEL NO (m)	FBI* (m)
	DNUM (m)	FB - SBILLNM (m)
		FB - FLOOR (m)
		FB - ROOM (m)
		DISC NBR (m)

" " = mandatory entry; * = when this optional field is populated, it forces at least one of the conditional fields to become REQUIRED; (m) = for manual ordering only; (e) = for electronic ordering only

21.3.6 REQ TYP E / ACT W

LSR — REQ TYP E / ACT W (Private Lines)		
Required	Conditional	Optional
CCNA (m)	VER (m)	RPON (m)
PON (m)	LOCQTY (m)	RORD (m)
AN (m)	SUP (m)	REMARKS (m)
SC = "LCSC" (m)		
PG_OF_ (m)		

- continued -

- continued -

LSR — REQ TYP E / ACT W (Private Lines)		
Required	Conditional	Optional
D/TSENT (<i>m</i>)		
DDD (<i>m</i>)		
REQ TYP = "EB" (<i>m</i>)		
ACT = "W" (<i>m</i>)		
CC (<i>m</i>)		
TOS (<i>m</i>)		
BAN1 (<i>m</i>)		
INIT (<i>m</i>)		
INIT - TEL NO (<i>m</i>)		
INIT - FAX NO (<i>m</i>)		

" " = mandatory entry; * = when this optional field is populated, it forces at least one of the conditional fields to become REQUIRED; (*m*) = for manual ordering only; (*e*) = for electronic ordering only

EU — REQ TYP E / ACT W (Private Lines)		
Required	Conditional	Optional
PON (<i>m</i>)	VER (<i>m</i>)	LOCNUM (Header)* (<i>m</i>)
AN(<i>m</i>) or ATN (<i>m</i>)	EAN (<i>m</i>)	SASF (<i>m</i>)
PG_OF_ (<i>m</i>)		SASD (<i>m</i>)
EU - NAME (<i>m</i>)		SATH (<i>m</i>)
SANO (<i>m</i>) or SADLO (<i>m</i>)		SASS (<i>m</i>)
SASN (<i>m</i>)		EU - FLOOR (<i>m</i>)
EU - CITY (<i>m</i>)		EU - ROOM (<i>m</i>)
EU - STATE (<i>m</i>)		EU - BLDG (<i>m</i>)
EU - ZIP CODE (<i>m</i>)		FBI* (<i>m</i>)
		FB - SBILLNM (<i>m</i>)

- continued -

- continued -

EU — REQTYPE / ACT W (Private Lines)		
Required	Conditional	Optional
		FB - FLOOR (m)
		FB - ROOM (m)

" " = mandatory entry; * = when this optional field is populated, it forces at least one of the conditional fields to become REQUIRED; (m) = for manual ordering only; (e) = for electronic ordering only

21.4 BellSouth® Private Lines

21.4.1 BellSouth® Analog Data Series 2463 Circuit Two-Wire

Table V Analog Data Series 2463 Circuit Two-Wire Ordering Document Line-by-Line Instructions

Field	Field Definitions
1. Complete Local Service Request Form (LSR)	1. This form is provided by the CLEC.
2. Complete End User Information Form (EU)	2. This form is provided by the CLEC.
3. Activity	3. Identifies the activity type for request. If change, existing circuit ID required.
4. End User Name	4. Identifies the name of the customer (Company name) which the service is being provided.
5. PON (Purchase Order Number)	5. Identifies the CLEC's unique order or requisition number that authorizes the issuance of this request.
6. Number of Circuits	6. Indicates the quantity of Analog Data Series 2463 -4Wire circuits being requested.
6a.	6a.
CIRCUIT LOCATION ONE (CKL 1)	

- continued -

**Table V Analog Data Series 2463 Circuit Two-Wire Ordering Document
Line-by-Line Instructions (continued)**

Field	Field Definitions
7. Subscriber Name	7. Enter the subscribing customer's name (Company name) at the service address designated as the originating point (circuit location one) of the Analog Data Series 2463 4-Wire circuit
7a. Subscriber's Address	7a. Enter the subscriber's address designated as circuit location one.
7b. End User's BellSouth Serving Wire Center	7b. Identifies the six-digit NPA-NXX (area code plus local exchange prefix) of the BellSouth serving wire Center for the subscriber service address at circuit location one.
7c. Contact/Person Telephone Number	7c. Enter name and telephone number of contact person at service address for circuit location one.
7d. Network Interface Jacks	7d. Indicates the particular registered or non-registered jack used to terminate the service at circuit location one. Familiarization with the FCC's registration rules is requisite for all parties involved for the determination jack of the proper jack.
7e. Number of Network Interface Jacks	7e. Indicates the quantity of network interface jacks required at circuit location one.
7f. Inside Wire Location	7f. Indicates if inside wire past the demarcation point is a requirement at circuit location one. Check yes or no.
CIRCUIT LOCATION TWO (CKL 2)	
8. Subscriber Name	8. Enter the subscribing customer's name (Company name) at the service address designated as the originating point (circuit location two) of the Voice Grade circuit.
8a. Subscriber's Address	8a. Enter the subscriber's address designated as circuit location two.

- continued -

**Table V Analog Data Series 2463 Circuit Two-Wire Ordering Document
Line-by-Line Instructions (continued)**

Field	Field Definitions
8b. End User's BellSouth Serving Wire Center	8b. Identifies the six-digit NPA-NXX (area code plus local exchange prefix) of the BellSouth serving wire Center for the subscriber service address at circuit location two.
8c. Contact/Person Telephone Number	8c. Enter name and telephone number of contact person at service address for circuit location two.
8d. Network Interface Jacks	8d. Indicates the particular registered or non-registered jack used to terminate the service at circuit location two. Familiarization with the FCC's registration rules is requisite for all parties involved for the determination jack of the proper jack.
8e. Number of Network Interface Jacks	8e. Indicates the quantity of Network Interface Jacks required for service request.
8f. Inside Wire Location	8f. Indicates if inside wire past the demarcation point is a requirement at circuit location one. Check yes or no.
9. Signaling Type	9. Indicates the type of signaling required for the service request.
10. Remarks	10. CLEC may provide additional information.
11. Competitive Local Exchange Carrier's (CLEC) Name	11. Identifies the end user's Competitive Local Exchange Carrier (Company name).
12. Authorized Representative Name	12. Identifies the CLEC representative authorized to request service on behalf of the end user. Type or print name.
13. Authorized Representative Telephone Number	13. Identifies authorized CLEC representative's telephone number.
14. Authorized Representative Signature	14. Enter the signature of the CLEC representative indicated at line item 12.
15. Date	15. Enter date order request submitted to BellSouth.

**BellSouth®COMPETITIVE LOCAL EXCHANGE CARRIER
ORDERING DOCUMENT
Analog Data Series 2463 Circuit 4-Wire**

1. Complete Local Service Request (LSR) form.
 2. Complete End User Information (EU) form.
 3. New ___ Change ___ Ckt. ID. _____
 4. End User Name: _____
 5. PON: _____
 6. Number of Circuits: _____ Two Point ___ Multipoint _____
 7. Circuit Location One (CKL - 1) Subscriber Name _____
 CKL -1- Address: _____
 CKL -1- BellSouth® Serving Wire Center (NPA/NXX): _____
 CKL -1- Contact Person / Telephone Number: _____
 Type Network Interface Jack: _____ Number of Network Interface Jacks: _____
 8. Circuit Location Two (CKL-2) Subscriber Name _____
 CKL-2- Address: _____
 CKL-2- BellSouth® Serving Wire Center- _____
 CKL-2- Contact Person/Telephone Number: _____
 Type Network Interface Jack: _____ Number of Network Interface Jack: _____
 9. Channel Conditioning Type: _____
 10. Is inside wire required? Yes ___ No ___
 11. Remarks _____

- Competitive Local Exchange Carrier Name: _____
- Authorized Representative Name (Typed or Printed): _____
- Authorized Representative Telephone Number: _____
- Authorized Representative Signature: _____ Date: _____

21.4.2 BellSouth® Analog Data Series 2464 Circuit Two-Wire

Table W Analog Data Series 2464 Circuit Two-Wire Ordering Document Line-by-Line Instructions

Field	Field Definitions
1. Complete Local Service Request Form (LSR)	1. This form is provided by the CLEC. See CLEC Resale Order Guide for form.
2. Complete End User Information Form (EU)	2. This form is provided by the CLEC. See CLEC Resale Order Guide for form.
3. Activity	3. Identifies the activity type for request. If change, existing circuit ID required.
4. End User Name	4. Identifies the name of the customer (Company name) which the service is being provided.
5. PON (Purchase Order Number)	5. Identifies the CLEC's unique order or requisition number that authorizes the issuance of this request.
6. Number of Circuits	6. Indicates the quantity of Analog Data Series 2464 2-Wire circuits being requested by this order.
CIRCUIT LOCATION ONE (CKL 1)	
7. Subscriber Name	7. Enter the subscribing customer's name (Company name) at the service address designated as the originating point (circuit location one) of the Analog Data Series 2464 2-Wire circuit
7a. Subscriber's Address	7a. Enter the subscriber's address designated as circuit location one.
7b. End User's BellSouth Serving Wire Center	7b. Identifies the six-digit NPA-NXX (area code plus local exchange prefix) of the BellSouth serving wire Center for the subscriber service address at circuit location one.
7c. Contact/Person Telephone Number	7c. Enter name and telephone number of contact person at service address for circuit location one.

- continued -

**Table W Analog Data Series 2464 Circuit Two-Wire Ordering Document
Line-by-Line Instructions (continued)**

Field	Field Definitions
CIRCUIT LOCATION TWO (CKL 2)	
8. Subscriber Name	8. Enter the subscribing customer's name (Company name) at the service address designated as the originating point (circuit location two) of the Voice Grade circuit
8a. Subscriber's Address	8a. Enter the subscriber's address designated as circuit location two.
8b. End User's BellSouth Serving Wire Center	8b. Identifies the six-digit NPA-NXX (area code plus local exchange prefix) of the BellSouth serving wire Center for the subscriber service address at circuit location two.
8c. Contact/Person Telephone Number	8c. Enter name and telephone number of contact person at service address for circuit location two.
8d. Type Network Interface Jacks	8d. Indicates the particular registered or non-registered jack used to terminate the service at circuit location two. Familiarization with the FCC's registration rules is requisite for all parties involved for the determination jack of the proper jack.
8e. Number of Network Interface Jacks	8e. Indicates the quantity of Network Interface Jacks required for service request.
9. Remarks	9. CLEC may provide additional information.
10. Competitive Local Exchange Carrier's (CLEC) Name	10. Identifies the end user's Competitive Local Exchange Carrier (Company name).
11. Authorized Representative Name	11. Identifies the CLEC representative authorized to request service on behalf of the end user. Type or print name.
12. Authorized Representative Telephone Number	12. Identifies authorized CLEC representative's telephone number.

- continued -

**Table W Analog Data Series 2464 Circuit Two-Wire Ordering Document
Line-by-Line Instructions (continued)**

Field	Field Definitions
13. Authorized Representative Signature	13. Enter the signature of the CLEC representative indicated at line item 11.
14. Date	14. Enter date order request submitted to BellSouth.

**BellSouth® Analog Data Series 2464 Circuit 2- Wire
COMPETITIVE LOCAL EXCHANGE CARRIER
ORDERING DOCUMENT**

1. Complete Local Service Request (LSR) form.
2. Complete End User Information (EU) form.
3. New ____ Change ____ Ckt. ID. _____
4. End User Name: _____
5. PON: _____
6. Number of circuits ____
7. Circuit Location One (CKL - 1) Subscriber Name _____
 CKL -1- Address: _____
 CKL -1- BellSouth® Serving Wire Center (NPA/NXX): _____
 CKL -1- Contact Person/Telephone Number: _____
 Jack Required? Yes ___ No ___ Type of Jack _____
8. Circuit Location Two (CKL-2) Subscriber Name _____
 CKL-2- Address: _____
 CKL-2- BellSouth® Serving Wire Center- _____
 CKL-2- Contact Person/Telephone Number: _____
 Jack required? Yes ___ No ___ Type of Jack _____
9. Channel Conditioning Type: _____
10. Remarks _____

Competitive Local Exchange Carrier Name: _____

Authorized Representative Name (Typed or Printed): _____

Authorized Representative Telephone Number: _____

Authorized Representative Signature: _____ Date: _____

21.4.3 BellSouth® Voice Grade 2230

Table X BellSouth® Voice Grade 2230 Ordering Document Line-By-Line Instructions

Field	Field Definitions
1. Complete Local Service Request Form (LSR)	1. This information is provided by the CLEC. See CLEC Resale Order Guide for form.
2. Complete End User Information Form (EU)	2. This information is provided by the CLEC. See CLEC Resale Order Guide for form.
3. Activity	3. Identifies the activity type for request. If change, existing circuit ID required.
4. End User Name	4. Identifies the name of the customer (Company name) which the service is being provided.
5. PON (Purchase Order Number)	5. Identifies the CLEC's unique order or requisition number that authorizes the issuance of this request.
6. Number of Private Line Voice Grade 2230 Circuits	6. Indicates the quantity of Private Line Voice Grade 2230 circuits being requested by this order.
6a. Type Circuit	6a. Identifies type of Private Line Voice Grade 2230 circuit based on the customer's request. Note: If circuit type is multi-point, attach the same information for each additional location as in line items 8. Bridging required if circuit is multi-point.
CIRCUIT LOCATION ONE (CKL 1)	
7. Subscriber Name	7. Enter the subscribing customer's name (Company name) at the service address designated as the originating point (circuit location one) of the Private Line Voice Grade 2230 circuit
7a. Subscriber's Address	7a. Enter the subscriber's address designated as circuit location one.

- continued -

**Table X BellSouth® Voice Grade 2230 Ordering Document Line-By-Line
Instructions (continued)**

Field	Field Definitions
7b. End User's BellSouth Serving Wire Center	7b. Identifies the six-digit NPA-NXX (area code plus local exchange prefix) of the BellSouth® serving wire center for the subscriber service address at circuit location one.
7c. Contact/Person Telephone Number	7c. Enter name and telephone number of contact person at service address for circuit location one.
7d. Network Interface Jacks	7d. Indicates the particular registered or non-registered jack used to terminate the service at circuit location one. Familiarization with the FCC's registration rules is requisite for all parties involved for the determination jack of the proper jack.
7e. Number of Network Interface Jacks	7e. Indicates the quantity of network interface jacks required at circuit location one.
7f. Inside Wire Location	7f. Indicates if inside wire past the demarcation point is a requirement at circuit location one. Check yes or no.
CIRCUIT LOCATION TWO (CKL 2)	
8. Subscriber Name	8. Enter the subscribing customer's name (Company name) at the service address designated as the originating point (circuit location two) of the Voice Grade circuit
8a. Subscriber's Address	8a. Enter the subscriber's address designated as circuit location two.
8b. End User's BellSouth Serving Wire Center	8b. Identifies the six-digit NPA-NXX (area code plus local exchange prefix) of the BellSouth serving wire Center for the subscriber service address at circuit location two.
8c. Contact/Person Telephone Number	8c. Enter name and telephone number of contact person at service address for circuit location two.

- continued -

**Table X BellSouth® Voice Grade 2230 Ordering Document Line-By-Line
Instructions (continued)**

Field	Field Definitions
8d. Network Interface Jacks	8d. Indicates the particular registered or non-registered jack used to terminate the service at circuit location two. Familiarization with the FCC's registration rules is requisite for all parties involved for the determination jack of the proper jack.
8e. Number of Network Interface Jacks	8e. Indicates the quantity of Network Interface Jacks required for service request.
8f. Inside Wire Location	8f. Indicates if inside wire past the demarcation point is a requirement at circuit location one. Check yes or no.
9. Signaling Type	9. Indicates the type of signaling required for the service request.
10. Remarks	10. CLEC may provide additional information.
11. Competitive Local Exchange Carrier's (CLEC) Name	11. Identifies the end user's Competitive Local Exchange Carrier (Company name).
12. Authorized Representative Name	12. Identifies the CLEC representative authorized to request service on behalf of the end user. Type or print name.
13. Authorized Representative Telephone Number	13. Identifies authorized CLEC representative's telephone number.
14. Authorized Representative Signature	14. Enter the signature of the CLEC representative indicated at line item 12.
15. Date	15. Enter date order request submitted to BellSouth.

**BellSouth® COMPETITIVE LOCAL EXCHANGE CARRIER
ORDERING DOCUMENT**

Private Line Voice Grade 2230 Circuit

1. Complete Local Service Request (LSR) form.
2. Complete End User Information (EU) form.
3. New _____ Change _____ Ckt. ID. _____
4. End User Name: _____
5. PON: _____
6. Number of circuits _____ Type circuit: Two Point _____ Multi-point _____
7. Circuit Location One (CKL - 1) Subscriber Name _____
 CKL -1- Address: _____
 CKL -1- BellSouth Serving Wire Center (NPA/NXX): _____
 CKL -1- Contact Person/Telephone Number: _____
 Type Network Interface Jack: _____ Number of Network Interface Jacks _____
 Is inside wire required? Yes _____ No _____
8. Circuit Location Two (CKL-2) Subscriber Name _____
 CKL-2- Address: _____
 CKL-2- BellSouth® Serving Wire Center- _____
 CKL-2- Contact Person/Telephone Number: _____
 Type Network Interface Jack _____ Number of Network Interface Jacks _____
 Is inside wire required? Yes _____ No _____
9. Signaling Type: _____
10. Remarks _____

Competitive Local Exchange Carrier Name: _____

Authorized Representative Name (Typed or Printed): _____

Authorized Representative Telephone Number: _____

Authorized Representative Signature: _____ Date: _____

21.4.4 BellSouth® Off Premises Extension

Table Y BellSouth® Off Premises Extension Ordering Document Line-By-Line Instructions

Field	Field Definitions
1. Complete Local Service Request Form (LSR)	1. This form is provided by the CLEC. See CLEC Resale Order Guide for form.
2. Complete End User Information Form (EU)	2. This form is provided by the CLEC. See CLEC Resale Order Guide for form.
3. Activity	3. Identifies the activity type for request. If change, existing circuit ID required.
4. End User Name	4. Identifies the name of the customer (Company name) which the service is being provided.
5. PON (Purchase Order Number)	5. Identifies the CLEC's unique order or requisition number that authorizes the issuance of this request.
CIRCUIT LOCATION ONE (CKL 1)	
6. Subscriber Name	6. Enter the subscribing customer's name (Company name) at the service address designated as the originating point (circuit location one) of the Off Premises Extension circuit
6a. Subscriber's Address	6a. Enter the subscriber's address designated as circuit location one.
6b. End User's BellSouth Serving Wire Center	6b. Identifies the six-digit NPA-NXX (area code plus local exchange prefix) of the BellSouth® serving wire Center for the subscriber service address at circuit location one.
CIRCUIT LOCATION TWO (CKL 2)	
7. Subscriber Name	7. Enter the subscribing customer's name (Company name) at the service address designated as the originating point (circuit location two) of the Off Premises Extension

- continued -

Table Y BellSouth® Off Premises Extension Ordering Document Line-By-Line Instructions (continued)

Field	Field Definitions
7a. Subscriber's Address	7a. Enter the subscriber's address designated as circuit location two.
7b. End User's BellSouth Serving Wire Center	7b. Identifies the six-digit NPA-NXX (area code plus local exchange prefix) of the BellSouth® serving wire Center for the subscriber service address at circuit location two.
7c. Contact/Person Telephone Number	7c. Enter name and telephone number of contact person at service address for circuit location two.
8. Type Network Interface Jacks	8. Indicates the particular registered or non-registered jack used to terminate the service at circuit location two. Familiarization with the FCC's registration rules is requisite for all parties involved for the determination jack of the proper jack.
8a. Number of Network Interface Jacks	8a. Indicates the quantity of Network Interface Jacks required for service request.
9. Remarks	9. CLEC may provide additional information.
10. Competitive Local Exchange Carrier's (CLEC) Name	10. Identifies the end user's Competitive Local Exchange Carrier (Company name).
11. Authorized Representative Name	11. Identifies the CLEC representative authorized to request service on behalf of the end user. Type or print name.
12. Authorized Representative Telephone Number	12. Identifies authorized CLEC representative's telephone number.
13. Authorized Representative Signature	13. Enter the signature of the CLEC representative indicated at line item 11
14. Date	14. Enter date order request submitted to BellSouth®.

**BellSouth® COMPETITIVE LOCAL EXCHANGE CARRIER
ORDERING DOCUMENT
OFF PREMISES EXTENSION
(OPS/OPX)**

1. Complete Local Service Request (LSR) form.
2. Complete End User Information (EU) form.
3. New ___ Change ___ Account Information _____
4. End User Name: _____
5. PON: _____
6. Circuit Location One (CKL - 1) Subscriber Name: _____
CKL - 1 Address: _____
CKL - 1 BellSouth Serving Wire Center (NPA/NXX): _____
CKL - 1 Contact Person / Telephone Number: _____
7. Circuit Location Two (CKL 2) Subscriber Name: _____
CKL- 2 Address: _____
CKL - 2 BellSouth Serving Wire Center (NPA/NXX): _____
CKL- 2 Contact Person / Telephone Number: _____
8. Type Network Interface Jack: _____ Number of Network Interface Jacks: _____
9. Remarks or related/associated contract:

COMPETITIVE LOCAL EXCHANGE CARRIER NAME: _____

Authorized Representative Name (Typed or Printed): _____

Authorized Representative Telephone Number: _____

Authorized Representative Signature: _____ Date: _____

22. BellSouth® SMARTRing® Service

22.1 Description

SMART stands for Self-Healing Multi-Nodal Alternate Route Topology. SMARTRing® Service can be described as a dedicated, high-capacity ring-type DS3 (45 Mbps) service.

This ring-type design utilizes fiber-optics, SONET technology, and DS1 and/or DS3 electrical interfaces. It has the capacity for 1, 3, 12, or 48 DS3 activations transmitting in a simultaneous direction around the ring. In addition, fiber optic terminating equipment fully protects transmissions from catastrophic work failures. The ring is secure against facility and equipment failure and provides service continuity from the opposite direction in case of facility failure.

This arrangement enables the subscriber to send simultaneous DS1 and/or DS3 signals with each of the subscriber's local channels routed through different subscriber and Central Office facilities, if desired, that will be continually monitored for service quality. The best of two optical signals - one traveling clockwise, the other counterclockwise - will be delivered at designated locations on the subscriber's tailored network. Any interruption or failure detected within the system will automatically result in the ring switch accepting and delivering the remaining signal.

22.2 Ordering Information

The following chart details which forms are required, conditional, or optional for ordering this product. All forms should be populated as usual except where denoted otherwise in the Critical/Valid Entry Tables per Form section.

REQTYP / SERVICE TYPE	Forms												Complex Work Aid for SMARTRing Service	
	SI	LSR	Hunt- ing	EU	DL	DSCR	RS	DRS	PS	NP	LS	LSNP		
E - Resale Service (SMARTRing Service)		R		R										R

R = Required C = Conditional O = optional

22.2.1 Completing the LSR and EU Forms

The Required, Conditional, and Optional (R/C/O) fields on the LSR and EU forms will be given for every valid REQ TYP / ACT combination for this product.

The following chart shows all of the valid account level activities for this requisition type.

REQ TYP	ACTIVITY TYPE (ACCOUNT LEVEL)												
	N	C	D	T	R	V	S	B	W	L	Y	P	Q
E - BellSouth SMARTRing Service	X	X	X			X			X				

Note: " X " denotes valid account level activities. A blank entry indicates a non-valid account level activity.

Account level activities (ACT) apply to the entire account. The ACTs are defined below:

- ⇒ **N** = New installation and/or account
- ⇒ **C** = Change an existing account (e.g., Rearrangement, Partial disconnect or addition)
- ⇒ **D** = Disconnection
- ⇒ **T** = Outside move of end user location
- ⇒ **R** = Record activity is for ordering administrative changes
- ⇒ **V** = Full Conversion of service **as specified** to new Local Service Provider (LSP)
- ⇒ **S** = Seasonal partial suspend or restore partial account
- ⇒ **B** = Restore **full** account or restore denied account
- ⇒ **W** = Full Conversion of service **as is**

- ⇒ **L** = Seasonal suspension **ful** account
- ⇒ **Y** = Deny (non-payment)
- ⇒ **P** = Conversion of service **as specified**: Partial Migration - Initial
- ⇒ **Q** = Conversion of service **as specified**: Partial Migration - Subsequent

22.3 REQ TYP / ACT Combinations for REQ TYP E: SMARTRing® Service

The following charts show the Required, Conditional and Optional (R/C/O) fields on the LSR and EU forms for the valid REQ TYP/ACT combinations. All unmentioned fields are either invalid, not applicable or prohibited. Populating any other fields may result in a fatal reject or a clarification of the service request.

- Mandatory entries are indicated by quotation marks ("xxx").

- Optional fields marked with an asterisk (*) force at least one of the conditional fields to become required when populated.
- Fields used only for manual orders are followed by (m).
- Fields used only for electronic orders are followed by (e).

See the **Data Element Dictionary** Section for additional information on each of the fields listed below.

22.3.1 REQ TYP E / ACT N

LSR — REQ TYP E / ACT N (SMARTRing® Service)		
Required	Conditional	Optional
PON (m)	VER (m)	APPTIME-DDD (m)
PG_OF_ (m)	LOCQTY (m)	SPEC (m)
AN (m)	SUP (m)	RPON (m)
SC ="LCSC" (m)	DSGCON (m)	VTA (m)
D/TSENT (m)	DSGCON - TEL NO (m)	IMP CON - PAGER (m)
DDD (m)	DSGCON - CITY (m)	ALTIMP CON* (m)
PROJECT (m)	DSGCON - STATE (m)	ALTIMP CON - PAGER (m)
REQ TYP ="EB" (m)	DSGCON - ZIP CODE (m)	DRC* (m)
ACT ="N" (m)		DSGCON - FAX NO (m)
CC (m)		EXP (m)
LSO (m)		LST (m)
TOS (m)		RORD (m)
BAN1 (m)		
INIT (m)		
INIT - TEL NO (m)		
INIT - FAX NO (m)		

- continued -

- continued -

LSR — REQTYPE / ACTION (SMARTRing® Service)		
Required	Conditional	Optional
IMPCON (<i>m</i>)		
IMPCON - TEL NO (<i>m</i>)		

" " = mandatory entry; * = when this optional field is populated, it forces at least one of the conditional fields to become REQUIRED; (*m*) = for manual ordering only; (*e*) = for electronic ordering only

EU — REQTYPE / ACTION (SMARTRing® Service)		
Required	Conditional	Optional
PON (<i>m</i>)	VER (<i>m</i>)	LOCNUM (Header)* (<i>m</i>)
AN (<i>m</i>)	IWCON (<i>m</i>)	SASF (<i>m</i>)
PG_OF_ (<i>m</i>)	IWCON - TEL NO (<i>m</i>)	SASD (<i>m</i>)
LOCNUM (Detail) (<i>m</i>)		SATH (<i>m</i>)
EU - NAME (<i>m</i>)		SASS (<i>m</i>)
SASN (<i>m</i>)		EU - FLOOR (<i>m</i>)
SANO (<i>m</i>) or SADLO (<i>m</i>)		EU - ROOM (<i>m</i>)
EU - CITY (<i>m</i>)		EU - BLDG (<i>m</i>)
EU - STATE (<i>m</i>)		LCON - NAME (<i>m</i>)
EU - ZIP CODE (<i>m</i>)		LCON - TEL NO (<i>m</i>)
		ACC (<i>m</i>)
		WSOP (<i>m</i>)
		IWO* (<i>m</i>)

" " = mandatory entry; * = when this optional field is populated, it forces at least one of the conditional fields to become REQUIRED; (*m*) = for manual ordering only; (*e*) = for electronic ordering only

22.3.2 REQ TYP E / ACT C

LSR — REQ TYP E / ACT C (SMARTRing® Service)		
Required	Conditional	Optional
PON (m)	VER (m)	APPTIME-DDD (m)
PG_OF_ (m)	LOCQTY (m)	PROJECT (m)
AN (m)	SUP (m)	SPEC (m)
SC ="LCSC" (m)	ALTIMPCON - TEL NO (m)	RPON (m)
D/TSENT (m)	DSGCON (m)	RORD (m)
DDD (m)	DSGCON - TEL NO (m)	VTA (m)
REQ TYP ="EB" (m)	DSGCON - STREET (m)	IMCON PAGER (m)
ACT ="C" (m)	DSGCON - CITY (m)	DRC* (m)
CC (m)	DSGCON - STATE (m)	DSGCON - FAX NO (m)
TOS (m)	DSGCON - ZIP CODE (m)	
BAN1 (m)		
INIT(m)		
INIT - TEL NO (m)		
INIT - FAX NO (m)		
IMPCON (m)		
IMPCON - TEL NO (m)		

" " = mandatory entry; * = when this optional field is populated, it forces at least one of the conditional fields to become REQUIRED; (m) = for manual ordering only; (e) = for electronic ordering only

EU — REQ TYP E / ACT C (SMARTRing® Service)		
Required	Conditional	Optional
PON (<i>m</i>)	VER (<i>m</i>)	LOCNUM (Header)* (<i>m</i>)
AN (<i>m</i>)	DQTY (<i>m</i>)	LCON - NAME (<i>m</i>)
PG_OF_ (<i>m</i>)	IWCON (<i>m</i>)	LCON - TEL NO (<i>m</i>)
LOCNUM (Detail) (<i>m</i>)	IWCON - TEL NO (<i>m</i>)	ACC (<i>m</i>)
EU - NAME (<i>m</i>)	DNUM (<i>m</i>)	WSOP (<i>m</i>)
		IWO* (<i>m</i>)
		DISC NBR* (<i>m</i>)

" " = mandatory entry; * = when this optional field is populated, it forces at least one of the conditional fields to become REQUIRED; (*m*) = for manual ordering only; (*e*) = for electronic ordering only

22.3.3 REQ TYP E / ACT D

LSR — REQ TYP E / ACT D (SMARTRing® Service)		
Required	Conditional	Optional
PON (<i>m</i>)	VER (<i>m</i>)	DFDT (<i>m</i>)
PG_OF_ (<i>m</i>)	LOCQTY (<i>m</i>)	RPON (<i>m</i>)
AN (<i>m</i>)	SUP (<i>m</i>)	INIT (<i>m</i>)
SC ="LCSC" (<i>m</i>)	IMPCON - TEL NO (<i>m</i>)	IMPCON* (<i>m</i>)
D/TSENT (<i>m</i>)	ALTIMPCON - TEL NO (<i>m</i>)	IMPCON - PAGER (<i>m</i>)
DDD (<i>m</i>)		ALTIMPCON* (<i>m</i>)
REQ TYP ="EB" (<i>m</i>)		ALTIMPCON - PAGER (<i>m</i>)
ACT ="D" (<i>m</i>)		
CC (<i>m</i>)		
TOS (<i>m</i>)		

- continued -

- continued -

LSR — REQTYPE / ACT D (SMARTRing® Service)		
Required	Conditional	Optional
BAN1 (m)		
INIT (m)		
INIT - TEL NO (m)		
INIT - FAX NO (m)		
IMPCON (m)		
IMPCON - TEL NO (m)		

" " = mandatory entry; * = when this optional field is populated, it forces at least one of the conditional fields to become REQUIRED; (m) = for manual ordering only; (e) = for electronic ordering only

EU — REQTYPE / ACT D (SMARTRing® Service)		
Required	Conditional	Optional
PON (m)	VER (m)	FBI* (m)
AN (m)	DQTY (m)	FB - SBILLNM (m)
PG_OF_ (m)	FB - BILLNM (m)	FB - FLOOR (m)
EU - NAME (m)	FB - STREET (m)	FB - ROOM (m)
	FB - CITY (m)	TC OPT* (m)
	FB - STATE (m)	
	FB - ZIP CODE (m)	
	FB - BILLCON (m)	
	FB - BILLCON - TEL NO (m)	
	DNUM (m)	
	DISC NBR (m)	
	TC TO PRI (m)	
	TC TO SEC (m)	
	TCID (m)	

- continued -

- continued -

EU — REQ TYP E / ACT D (SMARTRing® Service)		
Required	Conditional	Optional
	TC NAME (<i>m</i>)	
	TC PER (<i>m</i>)	

" " = mandatory entry; * = when this optional field is populated, it forces at least one of the conditional fields to become REQUIRED; (*m*) = for manual ordering only; (*e*) = for electronic ordering only

22.3.4 REQ TYP E / ACT V

LSR — REQ TYP E / ACT V (SMARTRing® Service)		
Required	Conditional	Optional
PON (<i>m</i>)	VER (<i>m</i>)	APPTIME-DDD (<i>m</i>)
PG_OF_ (<i>m</i>)	LOCQTY (<i>m</i>)	DFDT (<i>m</i>)
AN (<i>m</i>)	SUP (<i>m</i>)	PROJECT (<i>m</i>)
SC ="LCSC" (<i>m</i>)	ALTIMPCON - TEL NO (<i>m</i>)	SPEC (<i>m</i>)
D/TSENT (<i>m</i>)		RPON (<i>m</i>)
DDD (<i>m</i>)		VTA (<i>m</i>)
REQ TYP ="EB" (<i>m</i>)		IMPCON - PAGER (<i>m</i>)
ACT ="V" (<i>m</i>)		ALTIMPCON* (<i>m</i>)
CC (<i>m</i>)		ALTIMPCON - PAGER (<i>m</i>)
TOS (<i>m</i>)		REMARKS (<i>m</i>)
BAN1 (<i>m</i>)		
INIT (<i>m</i>)		
INIT - TEL NO (<i>m</i>)		
INIT - FAX NO (<i>m</i>)		

" " = mandatory entry; * = when this optional field is populated, it forces at least one of the conditional fields to become REQUIRED; (*m*) = for manual ordering only; (*e*) = for electronic ordering only

EU — REQTYPE / ACT V (SMARTRing® Service)		
Required	Conditional	Optional
PON (m)	VER (m)	LOCNUM (Header)* (m)
AN (m)	DQTY (m)	SASF (m)
PG_OF_ (m)	IWCON (m)	SASD (m)
LOCNUM (Detail) (m)	IWCON - TEL NO (m)	SATH (m)
EU - NAME (m)	EAN (m)	SASS (m)
SASN (m)	FB - BILLNM (m)	EU - ROOM (m)
SANO (m) or SADLO (m)	FB - STREET (m)	EU - BLDG (m)
EU - CITY (m)	FB - CITY (m)	LCON - NAME (m)
EU - STATE (m)	FB - STATE (m)	LCON - TEL NO (m)
EU - ZIP CODE (m)	FB - ZIP CODE (m)	FBI* (m)
ERL (m)	FB - BILLCON (m)	FB - SBILLNM (m)
	FB - BILLCON - TEL NO (m)	FB - FLOOR (m)
	DNUM (m)	FB - ROOM (m)
	DISC NBR (m)	EUMI (m)
		ACC (m)
		WSOP (m)

" " = mandatory entry; * = when this optional field is populated, it forces at least one of the conditional fields to become REQUIRED; (m) = for manual ordering only; (e) = for electronic ordering only

22.3.5 REQ TYP E / ACT W

LSR — REQ TYP E / ACT W (SMARTRing® Service)		
Required	Conditional	Optional
PON (<i>m</i>)	VER (<i>m</i>)	
PG_OF_ (<i>m</i>)	LOCQTY (<i>m</i>)	
AN (<i>m</i>)	SUP (<i>m</i>)	
SC ="LCSC" (<i>m</i>)		
D/TSENT (<i>m</i>)		
DDD (<i>m</i>)		
REQ TYP ="EB" (<i>m</i>)		
ACT ="W" (<i>m</i>)		
CC (<i>m</i>)		
TOS (<i>m</i>)		
BAN1 (<i>m</i>)		
INIT (<i>m</i>)		
INIT - TEL NO (<i>m</i>)		
INIT - FAX NO (<i>m</i>)		

" " = mandatory entry; * = when this optional field is populated, it forces at least one of the conditional fields to become REQUIRED; (*m*) = for manual ordering only; (*e*) = for electronic ordering only

EU — REQ TYP E / ACT W (SMARTRing® Service)		
Required	Conditional	Optional
PON (<i>m</i>)	VER (<i>m</i>)	LOCNUM (Header)* (<i>m</i>)
AN (<i>m</i>)	EAN (<i>m</i>)	SASF (<i>m</i>)
PG_OF_ (<i>m</i>)	IWCON (<i>m</i>)	SASD (<i>m</i>)
LOCNUM (Detail) (<i>m</i>)	IWCON - TEL NO (<i>m</i>)	SATH (<i>m</i>)
EU - NAME (<i>m</i>)		SASS (<i>m</i>)
SASN (<i>m</i>)		EU - FLOOR (<i>m</i>)

- continued -

- continued -

EU — REQ TYP E / ACT W (SMARTRing® Service)		
Required	Conditional	Optional
SANO (<i>m</i>) or SADLO (<i>m</i>)		EU - ROOM (<i>m</i>)
EU - CITY (<i>m</i>)		EU - BLDG (<i>m</i>)
EU - STATE (<i>m</i>)		FBI* (<i>m</i>)
EU - ZIP CODE (<i>m</i>)		FB - SBILLNM (<i>m</i>)
		FB - FLOOR (<i>m</i>)
		FB - ROOM (<i>m</i>)

" " = mandatory entry; * = when this optional field is populated, it forces at least one of the conditional fields to become REQUIRED; (*m*) = for manual ordering only; (*e*) = for electronic ordering only

22.4 The BellSouth® SMARTRing® Service Instructions and Forms

Table Z BellSouth® SMARTRing® Service Form Instructions

Field	Field Definitions
1. Complete Local Service Request Form (LSR)	1. This information is provided by the CLEC. See CLEC Resale Order Guide for form.
2. Complete End User Information Form (EU)	2. This information is provided by the CLEC. See CLEC Resale Order Guide for form.
3. Activity	3. Identifies the activity type for request. If add or disconnect, existing circuit ID required.
4. SMARTRing® Service Type	4. Indicates type of SMARTRing® service requested.
5. End User Name	5. Identifies the name of the customer (Company Name) the service is for.
6. PON (Purchase Order Number)	6. Identifies the CLEC unique order or requisition number that authorizes the issuance of this request.

- continued -

Table Z BellSouth® SMARTRing® Service Form Instructions (continued)

Field	Field Definitions
7. Payment Type	7. Check appropriate type of payment plan based on the customer's request. Note: As indicated, some payment plans require a signed Service Agreement document. See your BellSouth® Account Team representative for forms.
8. Number of Customer Nodes	8. Enter the quantity of Customer Nodes requested for service.
9. Address of Each Customer Node	9. Indicate in 9a - 9c Service Address and Interface Type for each Customer Node.
9a. Customer Node Address and Interface Type	9a. Enter service address and interface type (DS3, DS1) for this requested customer node.
9b. Customer Node Address and Interface Type	9b. Enter service address and interface type (DS3, DS1) for this requested customer node.
9c. Customer Node Address and Interface Type	9c. Enter service address and interface type (DS3, DS1) for this requested customer node.
10. Number of Central Office Nodes	10. Enter the quantity of Central Office Nodes requested for service.
11. Address/CLLI of each Central Office Node	11. Indicate in 11a - 11c Central Office Address/CLLI and Interface Type for each Central Office Node.
11a. C.O. Address/CLLI and Interface Type	11a. Enter c.o. address/CLLI and interface type (DS3, DS1) for this requested central office node.
11b. C.O. Address/CLLI and Interface Type	11b. Enter c.o. address/CLLI and interface type (DS3, DS1) for this requested central office node.
11c. C.O. Address/CLLI and Interface Type	11c. Enter c.o. address/CLLI and interface type (DS3, DS1) for this requested central office node.
12. Competitive Local Exchange Carrier Name	12. Identifies the end user's Competitive Local Exchange Carrier (Company Name).
13. Authorized Representative Name	13. Identifies the CLEC representative authorized to request service on behalf of the end user.
14. Authorized Representative Telephone Number	14. Indicates the authorized CLEC representative's telephone number.

- continued -

Table Z BellSouth® SMARTRing® Service Form Instructions (continued)

Field	Field Definitions
15. Authorized Representative Signature	15. Enter the signature of the CLEC representative indicated at line item 16.
16. Date	16. Enter date order request submitted to BellSouth®.

**COMPETITIVE LOCAL EXCHANGE CARRIER
ORDERING DOCUMENT**

BELLSOUTH® SMARTRING®

1. Complete Local Service Request (LSR) form.
2. Complete End User Information (EU) form.
3. Activity: New _____ Add _____ Disconnect _____ Ckt. ID. _____
4. SMARTRing® Service Type: OC-3 _____ OC-12 _____
5. End User Name: _____
6. PON: _____
7. Payment Type Requested: Month to Month _____, or Contract _____
*Payment plan requires SIGNED Service Agreement document.
8. Number of Customer Nodes _____
9. Address of each Customer Node:
9a. _____ Interface Type _____
9b. _____ Interface Type _____
9c. _____ Interface Type _____
(If more than 3 provide additional addresses and interface types on separate page.)
10. Number of Central Office Nodes _____
11. Address/CLLI of each Central Office Node:
11a. _____ Interface Type _____
11b. _____ Interface Type _____
11c. _____ Interface Type _____
(If more than 3 provide additional addresses and interface types on separate page.)
12. COMPETITIVE LOCAL EXCHANGE CARRIER NAME: _____
13. Authorized Representative Name (Typed or Printed): _____
14. Authorized Representative Telephone Number: _____
15. Authorized Representative Signature: _____ 16. Date: _____

Figure 26 BellSouth® SMARTRing® Service

23. BellSouth® SynchroNet® Service

23.1 Description

SynchroNet® Service is a private line DSO (64 Kbps) data transport service. It provides a dedicated point-to-point or multipoint transmission path operating at synchronous speeds of :

2.4

4.8

9.6

19.2

56,

64 Kbps

It is designed for full duplex data transmission but can also be used to support half duplex service.

Note: Neither Secondary Channel Capability nor multipoint service is available with 64 Kbps SynchroNet Service.

Electronic Ordering - SynchroNet Service with speeds of 2.4, 4.8, 9.6 Kbps. Multipoint circuits are allowed with up to four points or four LNUMs.

Manual Ordering - All speeds can be manually ordered, however 19.6, 56, and 64 Kbps require manually order processing.

23.2 Ordering Information

The following chart details which forms are required, conditional, or optional for ordering this product. All forms/screens should be populated as usual except where denoted otherwise in the Critical/Valid Entry Tables per Form section.

REQTYP / SERVICE TYPE	Forms												Complex Work Aid for SynchroNet Service	
	SI	LSR	Hunt-ing	EU	DL	DSCR	RS	DRS	PS	NP	LS	LSNP		
E - Resale Service (SynchroNet Service)		R		R										R

R = Required C = Conditional O = optional

***RS form/screen is required only with electronic ordering only. Otherwise, the RS form/screen is not required.*

23.2.1 Completing the LSR and EU Forms

The Required, Conditional, and Optional (R/C/O) fields on the LSR and EU forms/screens will be given for every valid REQ TYP / ACT combination for this product.

The following chart shows all of the valid account level activities for this requisition type.

REQ TYP	ACTIVITY TYPE (ACCOUNT LEVEL)												
	N	C	D	T	R	V	S	B	W	L	Y	P	Q
E - BellSouth Synchronet	X	X	X	X		X			X				

Note: " X " denotes valid account level activities. A blank entry indicates a non-valid account level activity.

Account level activities (ACT) apply to the entire account. The ACTs are defined below:

- ⇒ **N** = New installation and/or account
- ⇒ **C** = Change an existing account (e.g., Rearrangement, Partial disconnect or addition)
- ⇒ **D** = Disconnection
- ⇒ **T** = Outside move of end user location
- ⇒ **R** = Record activity is for ordering administrative changes
- ⇒ **V** = Full Conversion of service **as specified** to new Local Service Provider (LSP)
- ⇒ **S** = Seasonal partial suspend or restore partial account
- ⇒ **B** = Restore **full** account or restore denied account
- ⇒ **W** = Full Conversion of service **as is**

- ⇒ **L** = Seasonal suspension **full** account
- ⇒ **Y** = Deny (non-payment)
- ⇒ **P** = Conversion of service **as specified**: Partial Migration - Initial
- ⇒ **Q** = Conversion of service **as specified**: Partial Migration - Subsequent

23.3 REQ TYP / ACT Combinations for REQ TYP E: BellSouth® SynchroNet® Service

The following charts show the Required, Conditional and Optional (R/C/O) fields on the LSR and EU forms for the valid REQ TYP/ACT combinations. All unmentioned fields are either invalid, not

applicable or prohibited. Populating any other fields may result in a fatal reject or a clarification of the service request.

- Mandatory entries are indicated by quotation marks ("xxx").
- Optional fields marked with an asterisk (*) force at least one of the conditional fields to become required when populated.
- Fields used only for manual orders are followed by (m).
- Fields used only for electronic orders are followed by (e).

See the **Data Element Dictionary** Section for additional information on each of the fields listed below.

23.3.1 REQ TYP E / ACT N

LSR — REQ TYP E / ACT N (Synchronet®)		
Required	Conditional	Optional
CCNA	VER	APPTIME - DDD
PON	LOCQTY	PROJECT
AN (m)	SUP	EXP
SC = "LCSC"	CUST (e)	LST
PG_OF_ (m)	LOCACT (e)	SPEC
D/TSENT	DSGCON	RORD
DDD	DSGCON - TEL NO	RPON
REQ TYP = "EB"		VTA
ACT = "N"		IMPCON - PAGER
RTR		DRC*
CC		
LSO		
TOS		
BANI		
INIT		
INIT - TEL NO		
INIT - FAX NO		
IMPCON		

- continued -

- continued -

LSR — REQ TYP E / ACT N (SynchroNet®)		
Required	Conditional	Optional
LNECLSSVC (<i>e</i>)		
BCS (<i>e</i>)		
REMARKS		

" " = mandatory entry; * = when this optional field is populated, it forces at least one of the conditional fields to become REQUIRED; (*m*) = for manual ordering only; (*e*) = for electronic ordering only

EU — REQ TYP E / ACT N (SynchroNet®)		
Required	Conditional	Optional
PON (<i>m</i>)	VER (<i>m</i>)	LOCNUM (Header)* (<i>e</i>)
AN (<i>m</i>)	IWCON	SASF
PG_OF_ (<i>m</i>)	IWCON - TEL NO	SASD
LOCNUM (Detail) (<i>e</i>)	LOCACT (<i>e</i>)	SATH
EU - NAME		SASS
SANO <i>or</i> SADLO		EU - FLOOR
SASN		EU - ROOM
EU - CITY		EU - BLDG
EU - STATE		ACC
EU - ZIP CODE		IWO*
LCON - NAME		
LCON - TEL NO		

" " = mandatory entry; * = when this optional field is populated, it forces at least one of the conditional fields to become REQUIRED; (*m*) = for manual ordering only; (*e*) = for electronic ordering only

23.3.2 REQ TYP E / ACT C

LSR — REQ TYP E / ACT C (SynchroNet®)		
Required	Conditional	Optional
CCNA (<i>m</i>)	VER (<i>m</i>)	APPTIME - DDD (<i>m</i>)
PON (<i>m</i>)	SUP (<i>m</i>)	PROJECT (<i>m</i>)
AN (<i>m</i>)	LOCQTY (<i>m</i>)	LST (<i>m</i>)
SC = "LCSC" (<i>m</i>)		SPEC (<i>m</i>)
PG_OF_ (<i>m</i>)		RORD (<i>m</i>)
D/TSENT (<i>m</i>)		RPON (<i>m</i>)
DDD (<i>m</i>)		VTA (<i>m</i>)
REQ TYP = "EB" (<i>m</i>)		IMPCON - PAGER (<i>m</i>)
ACT = "C" (<i>m</i>)		
CC (<i>m</i>)		
LSO (<i>m</i>)		
TOS (<i>m</i>)		
BANI (<i>m</i>)		
INIT (<i>m</i>)		
INIT - TEL NO (<i>m</i>)		
INIT - FAX NO (<i>m</i>)		
IMPCON (<i>m</i>)		
IMPCON - TEL NO (<i>m</i>)		

" " = mandatory entry; * = when this optional field is populated, it forces at least one of the conditional fields to become REQUIRED; (*m*) = for manual ordering only; (*e*) = for electronic ordering only

EU — REQ TYP E / ACT C (SynchroNet®)		
Required	Conditional	Optional
PON (<i>m</i>)	VER (<i>m</i>)	LOCNUM (<i>m</i>)
AN (<i>m</i>)	DQTY (<i>m</i>)	LCON - NAME (<i>m</i>)

- continued -

EU — REQ TYP E / ACT C (SynchroNet®)		
Required	Conditional	Optional
PG_OF_ (m)	IWCON (m)	LCON - TEL NO (m)
LOCNUM (Detail) (m)	IWCON - TEL NO (m)	ACC (m)
EU - NAME (m)	DNUM (m)	IWO* (m)
		DISC NBR* (m)

" " = mandatory entry; * = when this optional field is populated, it forces at least one of the conditional fields to become REQUIRED; (m) = for manual ordering only; (e) = for electronic ordering only

23.3.3 REQ TYP E / ACT D

LSR — REQ TYP E / ACT D (Synchronet®)		
Required	Conditional	Optional
PON (m)	VER (m)	DFDT (m)
AN (m)	SUP (m)	RPON (m)
SC = "LCSC" (m)	INIT - FAX NO (m)	INIT* (m)
PG_OF_ (m)		IMPCON* (m)
D/TSENT (m)		IMPCON - PAGER (m)
DDD (m)		DISC NBR* (m)
REQ TYP = "EB" (m)		
ACT = "D" (m)		
CC (m)		
TOS (m)		
BAN1 (m)		
INIT (m)		
INIT - TEL NO (m)		

- continued -

- continued -

LSR — REQTYPE / ACT D (Synchronet®)		
Required	Conditional	Optional
INIT - FAX NO (<i>m</i>)		
DSGCON (<i>m</i>)		

" " = mandatory entry; * = when this optional field is populated, it forces at least one of the conditional fields to become REQUIRED; (*m*) = for manual ordering only; (*e*) = for electronic ordering only

EU — REQTYPE / ACT D (Synchronet®)		
Required	Conditional	Optional
PON (<i>m</i>)	VER (<i>m</i>)	FBI* (<i>m</i>)
AN (<i>m</i>)	DQTY (<i>m</i>)	FB - SBILLNM (<i>m</i>)
PG_OF_ (<i>m</i>)	FB - BILLNM (<i>m</i>)	FB - FLOOR (<i>m</i>)
LOCNUM (<i>m</i>)	FB - STREET (<i>m</i>)	FB - ROOM (<i>m</i>)
EU - NAME (<i>m</i>)	FB - CITY (<i>m</i>)	
	FB - STATE (<i>m</i>)	
	FB - ZIP CODE (<i>m</i>)	
	FB - BILLCON (<i>m</i>)	
	FB - BILLCON - TEL NO (<i>m</i>)	
	DNUM (<i>m</i>)	
	DISC NBR (<i>m</i>)	

" " = mandatory entry; * = when this optional field is populated, it forces at least one of the conditional fields to become REQUIRED; (*m*) = for manual ordering only; (*e*) = for electronic ordering only

23.3.4 REQTYPE / ACT T

LSR — REQTYPE / ACT T (Synchronet®)		
Required	Conditional	Optional
PON (<i>m</i>)	VER (<i>m</i>)	APPTIME - DDD (<i>m</i>)
AN (<i>m</i>)	LOCQTY (<i>m</i>)	DFDT (<i>m</i>)
SC = "LCSC" (<i>m</i>)	SUP (<i>m</i>)	PROJECT (<i>m</i>)

- continued -

LSR — REQ TYP E / ACT T (SynchroNet®)		
Required	Conditional	Optional
PG_OF_ (m)	DSGCON (m)	EXP (m)
D/TSENT (m)	DSGCON - TEL NO (m)	SPEC (m)
DDD (m)		RPON (m)
REQ TYP = "EB" (m)		RORD (m)
ACT = "T" (m)		VTA (m)
CC (m)		IMPCON - PAGER (m)
TOS (m)		DRC* (m)
BAN1 (m)		
INIT (m)		
INIT - TEL NO (m)		
INIT - FAX NO (m)		
IMPCON (m)		
IMPCON TEL - NO (m)		

" " = mandatory entry; * = when this optional field is populated, it forces at least one of the conditional fields to become REQUIRED; (m) = for manual ordering only; (e) = for electronic ordering only

EU — REQ TYP E / ACT T (SynchroNet®)		
Required	Conditional	Optional
PON (m)	VER (m)	LOCNUM (m)
AN (m)	IWCON (m)	SASF (m)
PG_OF_ (m)	IWCON - TEL NO (m)	SASD (m)
		SATH (m)
EU - NAME (m)		SASS (m)

- continued -

- continued -

EU — REQ TYP E / ACT T (SynchroNet®)		
Required	Conditional	Optional
SANO (m) or SADLO(m)		EU - FLOOR (m)
SASN (m)		EU - ROOM (m)
EU - CITY (m)		EU - BLDG (m)
EU - STATE (m)		LCON - NAME (m)
EU - ZIP CODE (m)		LCON - TEL NO (m)
		ACC (m)
		IWO* (m)

" " = mandatory entry; * = when this optional field is populated, it forces at least one of the conditional fields to become REQUIRED; (m) = for manual ordering only; (e) = for electronic ordering only

23.3.5 REQ TYP E / ACT V

LSR — REQ TYP E / ACT V (SynchroNet®)		
Required	Conditional	Optional
CCNA (m)	VER (m)	APPTIME - DDD (m)
PON (m)	LOCQTY (m)	PROJECT (m)
AN (m)	SUP (m)	SPEC (m)
SC = "LCSC" (m)	CUST (m)	RPON (m)
PG_OF_ (m)		RORD (m)
D/TSENT (m)		VTA (m)
DDD (m)		IMPCON - PAGER RPON (m)
REQ TYP = "EB" (m)		REMARKS (m)
ACT = "V" (m)		
CC (m)		

- continued -

- continued -

LSR — REQTYPE / ACT V (SynchroNet®)		
Required	Conditional	Optional
TOS (<i>m</i>)		
BAN1 (<i>m</i>)		
INIT (<i>m</i>)		
INIT - TEL NO (<i>m</i>)		
INIT - FAX NO (<i>m</i>)		
IMPCON (<i>m</i>)		
IMPCON - TEL NO (<i>m</i>)		

" " = mandatory entry; * = when this optional field is populated, it forces at least one of the conditional fields to become REQUIRED; (*m*) = for manual ordering only; (*e*) = for electronic ordering only

EU — REQTYPE / ACT V (SynchroNet®)		
Required	Conditional	Optional
PON (<i>m</i>)	VER (<i>m</i>)	LOCNUM (<i>m</i>)
AN (<i>m</i>)	DQTY (<i>m</i>)	SASF (<i>m</i>)
PG_OF_ (<i>m</i>)	IWCON (<i>m</i>)	SASD (<i>m</i>)
EU - NAME (<i>m</i>)	IWCON - TEL NO (<i>m</i>)	SATH (<i>m</i>)
SANO (<i>m</i>) or SADLO (<i>m</i>)	EAN (<i>m</i>)	SASS (<i>m</i>)
SASN (<i>m</i>)	FB - BILLNM (<i>m</i>)	EU - ROOM (<i>m</i>)
EU - CITY (<i>m</i>)	FB - STREET (<i>m</i>)	EU - BLDG (<i>m</i>)
EU - STATE (<i>m</i>)	FB - CITY (<i>m</i>)	LCON - NAME (<i>m</i>)
EU - ZIP CODE (<i>m</i>)	FB - STATE (<i>m</i>)	LCON - TEL NO (<i>m</i>)
ERL (<i>m</i>)	FB - ZIP CODE (<i>m</i>)	EUMI (<i>m</i>)
	FB - BILLCON (<i>m</i>)	ACC (<i>m</i>)

- continued -

- continued -

EU — REQ TYP E / ACT V (SynchronoNet®)		
Required	Conditional	Optional
	FB - BILLCON - TEL NO (<i>m</i>)	FBI* (<i>m</i>)
	DNUM (<i>m</i>)	FB - SBILLNM (<i>m</i>)
		FB - FLOOR (<i>m</i>)
		FB - ROOM (<i>m</i>)

" " = mandatory entry; * = when this optional field is populated, it forces at least one of the conditional fields to become REQUIRED; (*m*) = for manual ordering only; (*e*) = for electronic ordering only

23.3.6 REQ TYP E / ACT W

LSR — REQ TYP E / ACT W (SynchronoNet®)		
Required	Conditional	Optional
CCNA (<i>m</i>)	VER (<i>m</i>)	LOCNUM (<i>m</i>)
PON (<i>m</i>)	LOCQTY (<i>m</i>)	SPEC (<i>m</i>)
AN (<i>m</i>)	SUP (<i>m</i>)	RPON (<i>m</i>)
SC = "LCSC" (<i>m</i>)	CUST (<i>m</i>)	RORD (<i>m</i>)
PG_OF_ (<i>m</i>)		REMARKS (<i>m</i>)
D/TSENT (<i>m</i>)		
DDD (<i>m</i>)		
REQ TYP = "EB" (<i>m</i>)		
ACT = "W" (<i>m</i>)		
CC (<i>m</i>)		
TOS (<i>m</i>)		
BAN1 (<i>m</i>)		
INIT (<i>m</i>)		
INIT - TEL NO (<i>m</i>)		
INIT - FAX NO (<i>m</i>)		

" " = mandatory entry; * = when this optional field is populated, it forces at least one of the conditional fields to become REQUIRED; (*m*) = for manual ordering only; (*e*) = for electronic ordering only

EU — REQTYPE / ACT W (SynchroNet®)		
Required	Conditional	Optional
PON(<i>m</i>)	VER (<i>m</i>)	LOCNUM (Header)* (<i>m</i>)
AN (<i>m</i>)	EAN (<i>m</i>)	SASF (<i>m</i>)
PG_OF_ (<i>m</i>)		SASD (<i>m</i>)
LOCNUM (Detail) (<i>m</i>)		SATH (<i>m</i>)
EU - NAME (<i>m</i>)		SASS (<i>m</i>)
SANO (<i>m</i>) <i>or</i> SADLO (<i>m</i>)		EU - FLOOR (<i>m</i>)
SASN (<i>m</i>)		EU - ROOM (<i>m</i>)
EU - CITY (<i>m</i>)		EU - BLDG (<i>m</i>)
EU - STATE (<i>m</i>)		FBI* (<i>m</i>)
EU - ZIP CODE (<i>m</i>)		FB - SBILLNM (<i>m</i>)
INIT (<i>m</i>)		FB - FLOOR (<i>m</i>)
INIT - TEL NO (<i>m</i>)		FB - ROOM (<i>m</i>)

" " = mandatory entry; * = when this optional field is populated, it forces at least one of the conditional fields to become REQUIRED; (*m*) = for manual ordering only; (*e*) = for electronic ordering only

23.4 BellSouth® SynchroNet® Service

23.4.1 BellSouth® SynchroNet® Service Manual Ordering Instructions

Field	Field Definitions
1. Complete Local Service Request Form (LSR)	1. This information is provided by the CLEC. See CLEC Resale Order Guide for form.
2. Complete End User Information Form (EU)	2. This information is provided by the CLEC. See CLEC Resale Order Guide for form.
3. Activity	3. Identifies the activity type for request. If change, existing circuit ID required.
4. End User Name	4. Identifies the name of the customer (Company Name) the service is for.
5. PON (Purchase Order Number)	5. Identifies the CLEC's unique order or requisition number that authorizes the issuance of this request.
6. Payment Type	6. Check appropriate type of payment plan based on the customer's request. Note: As indicated, some payment plans require a signed Service Agreement document. See your BellSouth® Account Team representative for forms.
7. Number of SynchroNet® Circuits	7. Indicates the quantity of SynchroNet® circuits being requested by this order.
7a. Type Circuit	7a. Identifies type of SynchroNet® circuit based on the customer's request. Note: If circuit type is multipoint, attach the same information for each additional location as in line items 8 through 16.
CIRCUIT LOCATION ONE (CKL 1)	
8. Subscriber Name	8. Enter the subscribing customer's name (Company Name) at the service address designated as the originating point (circuit location one) of the SynchroNet® circuit .
8a. Subscriber's Address	8a. enter the subscriber's address designated as circuit location one.
8b. End User's BellSouth® Serving Wire Center	8b. Identifies the six-digit NPA-NXX (area code plus local exchange prefix) of the BellSouth® Serving Wire Center for the subscriber service address at circuit location one.
8c. Contact/Person Telephone Number	8c. Enter name and telephone number of contact person at service address for circuit location one.
8d. Network Interface Jacks	8d. Indicates the particular registered or non-registered jack used to terminate the service at circuit location one. Familiarization with the FCC's registration rules is requisite for all parties involved for the determination jack of the proper jack.
8d. Number of Network Interface Jacks	8d. Indicates the quantity of network interface jacks required at circuit location one.
8f. Channel Service Unit Location	8f. Indicates if the channel service unit (CSU) is more than 100 feet from the demarcation point at circuit location one. Check yes or no.
8g. Inside Wire Location	8g. Indicates if inside wiring past the demarcation point is a requirement at circuit location one. Check yes or no.
CIRCUIT LOCATION TWO (CKL 2)	

Figure 27 BellSouth® SynchroNet® Service Line-by-Line Instructions

9. Subscriber Name	9. Enter the subscribing customer's name (Company Name) at the service address designated as the originating point (circuit location two) of the SynchroNet® circuit
9a. Subscriber's Address	9a. Enter the subscriber's address designated as circuit location two.
9b. End User's BellSouth® Serving Wire Center	9b. Identifies the six-digit NPA-NXX (area code plus local exchange prefix) of the BellSouth® Serving Wire Center for the subscriber service address at circuit location two.
9c. Contact/Person Telephone Number	9c. Enter name and telephone number of contact person at service address for circuit location two.
9d. Network Interface Jacks	9d. Indicates the particular registered or non-registered jack used to terminate the service at circuit location two. Familiarization with the FCC's registration rules is requisite for all parties involved for the determination jack of the proper jack.
9e. Number of Network Interface Jacks	9e. Indicates the quantity of Network Interface Jacks required for service request.
9f. Channel Service Unit Location	9f. Indicates if the channel service unit (CSU) is more than 100 feet from the demarcation point at circuit location one. Check yes or no.
9g. Inside Wire Location	9g. Indicates if inside wiring past the demarcation point is a requirement at circuit location one. Check yes or no.
10. SynchroNet® Circuit Speed	10. Indicates the appropriate SynchroNet® circuit(s) speed(s) based on customer's request.
11. Secondary Channel	11. Indicates whether Secondary Channel is being requested. Check yes or no.
12. FlexServ® DCS	12. Indicates if a SynchroNet® circuit will terminate in a FlexServ® Digital CrossConnect System (DCS). Check yes or no.
13. MegaLink® DS0	13. Indicates if a SynchroNet® circuit will ride a DS0 (voice grade) level channel on a MegaLink® Channel Service circuit. Check yes or no.
14. Competitive Local Exchange Carrier's (CLEC) Name	14. Identifies the end user's Competitive Local Exchange Carrier (Company Name).
15. Authorized Representative Name	15. Identifies the CLEC representative authorized to request service on behalf of the end user. Type or print name.
16. Authorized Representative Telephone Number	16. Identifies authorized CLEC representative's telephone number.
17. Authorized Representative Signature	17. Enter the signature of the CLEC representative indicated at line item 15.
18. Date	18. Enter date order request submitted to BellSouth®.

Figure 28 BellSouth® SynchroNet® Service Line-by-Line Instructions (Page 2)

**COMPETITIVE LOCAL EXCHANGE CARRIER
ORDERING DOCUMENT**

BELLSOUTH® SYNCHRONET® SERVICE

1. Complete Local Service Request (LSR) form.
 2. Complete End User Information (EU) form.
 3. New ___ Change ___ Ckt. ID. _____
 4. End User Name: _____
 5. PON: _____
 6. Check Payment Type Requested: Month - to - Month ___ or Contract ___
If Contract, then number of Months _____*
 7. Number of SynchroNet® circuits: ___ Type circuit: Two Point ___ Multi-Point ___
If Multi-Point circuit, then attached additional CKL information as in items 8 and 9.
 8. Circuit Location One (CKL - 1) Subscriber Name: _____
CKL - 1 Address: _____
CKL - 1 BellSouth® Serving Wire Center (NPA/NXX): _____
CKL - 1 Contact Person / Telephone Number: _____
Type Network Interface Jack: _____ Number of Network Interface Jacks: _____
CKL - 1 Is DSU more than 100 feet from demarcation point? Yes ___ No ___
CKL - 1 Is inside wiring required past the demarcation point? Yes ___ No ___
 9. Circuit Location Two (CKL - 2) Subscriber Name: _____
CKL - 2 Address: _____
CKL - 2 Contact Person / Telephone Number: _____
CKL - 2 BellSouth® Serving Wire Center
(NPA/NXX): _____
Type Network Interface Jacks: _____ Number of Network Interface Jacks: _____
CKL - 2 Is DSU more than 100 feet from demarcation point? Yes ___ No ___
CKL - 2 Is inside wiring required past the demarcation point? Yes ___ No ___
 10. Circuit Speed: 2.4 Kbps ___ 4.8 Kbps ___ 9.6 Kbps ___ 19.2 Kbps ___
56 Kbps ___ 64 Kbps ___
 11. Secondary Channel required? Yes ___ No ___
 12. Will circuit terminate into a FlexServ® DCS? Yes ___ No ___
If yes, provide circuit information _____
 13. Will circuit ride a DSO on a MegaLink® Channel Service circuit?
Yes ___ No ___
If yes, provide circuit information _____
 14. COMPETITIVE LOCAL EXCHANGE CARRIER NAME

 15. Authorized Representative Name (Typed or Printed):

 16. Authorized Representative Telephone Number:

 17. Authorized Representative Signature: _____
 18. Date: _____
- *NOTE: Payment Plan required SIGNED Service Agreement document.

Figure 29 BellSouth® SynchroNet® Service Form

24. REQTYP P - Resale Complex: BellSouth® Centrex®, ESSX®, and MultiServ® / MultiServ PLUS®

24.1 REQTYP P Overview

This overview contains important information applicable to the following REQTYP P Resale products:

- BellSouth® Centrex®
- ESSX®
- MultiServ®/MultiServ PLUS®

BellSouth® Centrex®, ESSX®, and/or MultiServ®/MultiServ PLUS® may **not** have a mixture of Flat and Measured/Message rate service with the *exception* of hotel/motel service.

Telephone Number Assignment: Telephone numbers for these products are assigned to the BellSouth® Centrex®, ESSX® and/or MultiServ®/MultiServ PLUS® Common Block by CTX name, therefore telephone numbers may *not* be obtained from ATLAS. Telephone numbers inadvertently assigned from ATLAS by the CLEC may result in a clarification on or before the due date. Telephone numbers are not guaranteed until installed and working. **To obtain telephone number assigned to common block — contact your Account Representative .**

CAUTION

BellSouth® Centrex®, ESSX®, and/or MultiServ®/MultiServ PLUS® may not be shared between service providers, therefore Partial Migration of service is allowed *only* when the following criteria is met:

When a CLEC submits a request for initial and subsequent Partial Migration ACT= P, Q on BellSouth® Centrex®, ESSX®, and/or MultiServ®/MultiServ PLUS® services, the Station Lines/Links being migrated must change, the CLEC may not share a BellSouth® Centrex®, ESSX®, and MultiServ®/MultiServ PLUS® account with another service provider. The CLEC may choose to partial migrate to one of the following options:

- The CLEC may request a new BellSouth® Centrex® or MultiServ®/MultiServ PLUS® System (request must be submitted to the Account Team).
- The CLEC may request to partial migrate the station lines/links to an existing BellSouth® Centrex®, ESSX®, and/or MultiServ®/MultiServ PLUS® system provided the lines will

- migrate to a BellSouth® Centrex®, ESSX®, and/or MultiServ®/MultiServ PLUS® system that is already billed to the CLEC.
- The CLEC may request to partial migrate the station lines/links and change to a different type of service (e.g., the station links may change to 1FB).

CAUTION

CLECs must provide all USOCs and FIDs associated with provisioning the BellSouth® Centrex®, ESSX®, and/or MultiServ®/MultiServ PLUS® Links/Lines on Subsequent Service order activity.

(i.e. CTX, CAT, SFG, DPG,CFNB, CFND etc.

When all lines at the service address (SA) main location of a BellSouth® Centrex®, ESSX®, and/or MultiServ®/MultiServ PLUS® account are being disconnected or moved this will result in a complete move of the system (T) order. In the event all the lines at the main location are to be disconnected, the CLEC must advise BellSouth of the new main telephone number, and the new main location service address (SA). The new main telephone number must be working at the new main address. This information may be indicated in the remarks section of the LSR.

Generally CLECs do not need additional technical direction or assistance when ordering BellSouth® Centrex®, ESSX®, and/or MultiServ®/MultiServ PLUS® services, however if additional technical direction and assistance is required the CLEC should contact their Account Team.

When BellSouth® Centrex®, ESSX®, and MultiServ®/MultiServ PLUS® have the Customer Control feature or the ECAS/DECAS feature, a Customer Control Initialization form must be completed and sent to the LCSC along with the Switch As Is / Switch As Specified / **or** Switch With PIC Change / Freeze order request.

On complex services BellSouth® Centrex®, ESSX®, and/or MultiServ®/MultiServPLUS® with ECAS/DECAS or Customer Control features, when the end user and/or CLEC uses this feature to make a line or feature change a referral will be sent to the LCSC. When the LCSC determines that a service order is needed to change customer service records (i.e., telephone number swaps) the referral will be treated as an LSR to make changes and a service order will be generated. However, the CLEC is responsible for initiating a service order to correct any information pertaining to the Company's Published Directory Listings that changes as a result of a Customer Control ECAS / DECAS TN swap. The CLEC will receive a FOC, and a unique PON will be assigned indicating the change was generated due to ECAS/DECAS or Customer Control referral.

25. BellSouth® Centrex® Service

25.1 Description

BellSouth® Centrex® service provides an arrangement of switching equipment and station lines for intercommunicating among the station lines, and for connection through the local and long distance message network to other subscribers, on a dial basis. BellSouth® Centrex® service is furnished from Central Office equipment located on BellSouth company premises and associated facilities arranged to provide the following basic service capabilities and or features:

- Exchange and long distance message network calls may be made to station lines by dialing the number associated with the station line
- Exchange and long distance message network calls may be made from station lines via direct outward dialing
- Station to Station intercommunication via two (2) to ten (10) digit dialing between subscriber system station line
- Touch-Tone Service

BellSouth® Centrex® service is furnished to subscribers requesting two (2) or more station lines served by the same Central Office Equipment.

A subscribers system may be comprised of the following components:

Common Equipment (Required),
Station Lines/Links (At least 2 are required),
Network Access Registers (NARs) (At least one (1) is required)
Optional Features.

A subscribers Station Link/Line may be comprised of the following:

Station Link/Line (Required),
Standard Features billing USOC (Required),
Selected Standard Features,
Selected Optional Features EUCL
and credits (Required).

25.2 Ordering Information

The following chart details which forms are required, conditional, or optional for ordering this product. All forms should be populated as usual except where denoted otherwise in the Critical/Valid Entry Tables per Form section.

REQTYP / SERVICE TYPE	Forms											
	SI	LSR	Hunt- ing	EU	DL	DSCR	RS	DRS	PS	NP	LS	LSNP
P - Resale Service (BellSouth® Centrex®)		R	O*	R	C #	C ##						

* Hunting is optional only when ACT is C, T, V, P or Q, otherwise Hunting is prohibited.

DL notes: REQTYP P (BellSouth® Centrex®) required when ACT = N or T.

DL note: REQTYP P (ESSX®) required when ACT = T.

DSCR is Required when a listing is a.:

- Caption
- Degree Of Indent
- Irregular Placement

	BellSouth® Centrex® Subsequent Ordering Form**	BellSouth® Centrex® Official Form ***	Electronic Business Set P-Phone Form****	Customer Control Initialization From*****
P - Resale Service (BellSouth® Centrex®)	C**	C***	C****	C*****

R = Required C = Conditional O = optional

25.2.1 Completing the LSR and EU Forms

The Required, Conditional, and Optional (R/C/O) fields on the LSR and EU forms will be given for every valid REQTYP/ACT combination for this product.

Note: " X " denotes valid account level activities. A blank entry indicates a non-valid account level activity.

** BellSouth® Centrex® Subsequent Ordering form is required when the ACT is C, V, S, P, or Q and the Electronic Business Set P-Phone form is not submitted.

*** BellSouth® Centrex® Official Form is required when the ACT is N or T. The BellSouth® Centrex® official forms are located on:

<http://www.interconnection.bellsouth.com/forms/lec/centrex.htm>

1

**** Electronic business Set P-Phone form is used when the ACT is C, T, V, S, P, or Q and the request is for an Electronic Business P-Phone Line. **Please refer to the BellSouth P-Phone chapter to obtain the Electronic Business Set Key Sheets and Additional Module form.**

***** Customer Control Initialization Form is required on BellSouth® Centrex® when the customer has Centrex Control, and the ACT=V or W.

The following chart shows all of the valid account level activities for BellSouth® Centrex® Service.

REQTYP	ACTIVITY TYPE (ACCOUNT LEVEL)												
	N*	C	D	T**	R	V	S	B	W	L	Y***	P****	Q****
P BellSouth® Centrex®	X	X	X	X		X	X	X	X	X		X	X

Note: " X " denotes valid account level activities. A blank entry indicates a non-valid account level activity.

* Request for new system ACT = N must be submitted to the Account Team.

** Request for moves of service ACT = T must be submitted to the Account Team, when the new address will be served from a different central office.

*** Denial of service is done on ACT = D which will result in a complete disconnect of the system **or** denial of service at end user level may be accomplished simply by disconnecting the individual line.

**** When a CLEC submits a request for initial and subsequent Partial Migration ACT= P, Q on BellSouth® Centrex® the Station Lines/Links being migrated must change, the CLEC may not share a BellSouth® Centrex® account with another service provider. The CLEC may choose to partial migrate to one of the following options:

- The CLEC may request a new BellSouth® Centrex® System (request must be submitted to the Account Team).
- The CLEC may request to partial migrate the station lines/links to an existing BellSouth® Centrex® system provided the lines will migrate to a BellSouth® Centrex® that is already billed to the CLEC.
- The CLEC may request to partial migrate the station lines/links and change to a different type of service (e.g. the station links may change to 1FB).

Account level activities (ACT) apply to the entire account. The ACTs are defined below:

- N** = New installation and/or account
- C** = Change an existing account (e.g., Rearrangement, Partial disconnect or addition)
- D** = Disconnection
- T** = Outside move of end user location
- R** = Record activity is for ordering administrative changes
- V** = Full Conversion of service **as specified** to new Local Service Provider (LSP)
- S** = Seasonal partial suspend or restore partial account
- B** = Restore **full** account or restore denied account
- W** = Full Conversion of service **as is**

- L** = Seasonal suspension **full** account
- P** = Conversion of service **as specified**: Partial Migration - Initial
- Q** = Conversion of service **as specified**: Partial Migration - Subsequent

25.3 Completing the BellSouth® Centrex® Subsequent Ordering form

The BellSouth® Centrex® Subsequent Ordering form may or may not be required depending on the account level activity. Each account level activity has valid line level activities (LNAs). These LNAs determine how, or if, the BellSouth® Centrex® Official Ordering form should be populated.

Line level activities (LNA) apply to the specified line only. The LNAs are defined below:

- N** = New Installation (e.g., new line or additional line)
- C** = Change or Modification to an Existing Line
- D** = Disconnection
- X** = Telephone Number Change
- V** = Conversion or Migration to new LSP **as specified**

- W** = Conversion or Migration **as is**
- P** = PIC Change
- L** = Seasonal Suspend
- B** = Restore

The following chart gives the valid LNAs for each account level activity (ACT) and the associated BellSouth® Centrex® form usage.

If ACT is:	Then LNA is:	The BellSouth® Centrex® Subsequent Ordering Form Is:
N	N	Prohibited (The BellSouth® Centrex® Official Ordering form must be used, contact the Account Team to obtain form.)
C	N, C, D, X or P	Required
D	Prohibited	Not Required
T	N	Conditional if the local serving central office (LSO) changes as a result of the move order. The BellSouth® Centrex® Official Ordering form must be used otherwise the BellSouth® Centrex® Subsequent Ordering document is required.
V	N, D, X, V, W or P	Required
S	L or B	Required
B	Prohibited	Not Required
W	Prohibited	Not Required
L	Prohibited	Not Required
P	N, D, X, V, W or P	Conditional: If the initial partial migration will result in a new Bellsouth® Centrex® System request the official Bellsouth® Centrex® ordering document must be submitted, otherwise the BellSouth® Centrex® Subsequent ordering form or other Product form may be used, (e.g.; Change to 1FB, use Resale form -if applicable) is required.
Q	N, D, X, V, W or P	Conditional: If the subsequent partial migration will result in a new Bellsouth® Centrex® System request the official Bellsouth® Centrex® ordering document must be submitted, otherwise the BellSouth® Centrex® Subsequent ordering form or other Product form may be used, (e.g.; Change to 1FB, use Resale form -if applicable) is required.

25.4 Completing the DL and DSCR Forms/Screens

If directory listings are required, please refer to REQTYP J for more information on completing the DL and DSCR forms/screens.

25.5 REQ TYP / ACT Combinations for REQ TYP P: BellSouth® Centrex®

The following charts show the Required, Conditional and Optional (R/C/O) fields on the LSR and EU forms for the valid REQ TYP/ACT combinations. All unmentioned fields are either invalid, not applicable or prohibited. Populating any other fields may result in a clarification of the service request.

- Mandatory entries are indicated by quotation marks ("xxx").
- Optional fields marked with an asterisk (*) force at least one of the conditional fields to become required when populated.
- Fields used only for manual orders are followed by (m).
- Fields used only for electronic orders are followed by (e).

See the **Data Element Dictionary** Section for additional information on each of the fields listed below.

25.5.1 REQ TYP P / ACT N

LSR — REQ TYP P / ACT N (BellSouth® Centrex®)		
Required	Conditional	Optional
PON (m)	VER (m)	PROJECT (m)
PG_OF_ (m)	LOCQTY (m)	ALBR (m)
AN (m) or ATN(m)	SUP (m)	SPEC (m)
SC ="LCSC" (m)	ALT-IMP CON-TEL NO. (m)	RPON (m)
D/TSENT (m)		RORD (m)
DDD (m)		VTA (m)
REQ TYP="PB" (m)		REMARKS (m)
ACT ="N" (m)		IMP CON-PAGER (m)
CC (m)		ALT-IMP CON* (m)
TOS (2nd character = "E") (m)		ALT-IMP CON- PAGER (m)
BAN1 (m)		
INIT (m)		
INIT-TEL NO. (m)		

- continued -

- continued -

LSR — REQ TYP P / ACT N (BellSouth® Centrex®)		
Required	Conditional	Optional
INIT-FAX NO. (<i>m</i>)		
IMPCON (<i>m</i>)		
IMPCON-TEL NO. (<i>m</i>)		

" " = mandatory entry; * = when this optional field is populated, it forces at least one of the conditional fields to become REQUIRED; (*m*) = for manual ordering only; (*e*) = for electronic ordering only

EU — REQ TYP P / ACT N (BellSouth® Centrex®)		
Required	Conditional	Optional
PON (<i>m</i>)	VER (<i>m</i>)	EU-FLOOR (<i>m</i>)
AN (<i>m</i>) or ATN (<i>m</i>)	IWCON (<i>m</i>)	EU-ROOM (<i>m</i>)
PG_OF_ (<i>m</i>)	IWCON-TEL NO. (<i>m</i>)	EU-BLDG (<i>m</i>)
LOCNUM (<i>m</i>)		LCON-NAME (<i>m</i>)
SANO (<i>m</i>) or SADLO (<i>m</i>)		LCON-TEL NO (<i>m</i>)
SASN (<i>m</i>)		ACC (<i>m</i>)
EU-NAME (<i>m</i>)		SASF (<i>m</i>)
EU-CITY (<i>m</i>)		SASD (<i>m</i>)
EU-STATE (<i>m</i>)		SATH (<i>m</i>)
EU-ZIP CODE (<i>m</i>)		SASS (<i>m</i>)
		WSOP (<i>m</i>)
		IWO* (<i>m</i>)
		REMARKS (<i>m</i>)

" " = mandatory entry; * = when this optional field is populated, it forces at least one of the conditional fields to become REQUIRED; (*m*) = for manual ordering only; (*e*) = for electronic ordering only

25.5.2 REQ TYP P / ACT C

LSR — REQ TYP P / ACT C (BellSouth® Centrex®)		
Required	Conditional	Optional
PON (m)	VER (m)	APPTIME-DDD (m)
PG_OF_ (m)	LOCQTY (m)	PROJECT (m)
AN (m) or ATN(m)	SUP (m)	ALBR (m)
SC ="LCSC" (m)	ALT-IMP CON-TEL NO. (m)	SPEC (m)
D/TSENT (m)		RPON (m)
DDD (m)		RORD (m)
REQ TYP="PB" (m)		VTA (m)
ACT ="C" (m)		HUNTING (see hunting section) (m)
CC (m)		REMARKS (m)
TOS (2nd character = "E") (m)		IMP CON-PAGER (m)
BAN1 (m)		ALT-IMP CON* (m)
INIT (m)		ALT-IMP CON- PAGER (m)
INIT-TEL NO. (m)		DFDT (m)
INIT-FAX NO. (m)		
IMP CON (m)		
IMP CON-TEL NO. (m)		

" " = mandatory entry; * = when this optional field is populated, it forces at least one of the conditional fields to become REQUIRED; (m) = for manual ordering only; (e) = for electronic ordering only

EU — REQ TYP P / ACT C (BellSouth® Centrex®)		
Required	Conditional	Optional
PON (m)	VER (m)	EU-FLOOR (m)
AN (m) or ATN (m)	DNUM (m)	EU-ROOM (m)
PG_OF_(m)	TC TO PRI (m)	EU-BLDG (m)

- continued -

EU — REQ TYP P / ACT C (BellSouth® Centrex®)		
Required	Conditional	Optional
LOCNUM (m)	TC TO SEC (m)	LCON-NAME (m)
SASN (m)	TC NAME (m)	LCON-TEL NO. (m)
SANO (m) or SADLO(m)	TC PER (m)	ACC (m)
EU-NAME (m)	DQTY (m)	DISC NBR* (m)
EU-CITY (m)	IWCON (m)	TC OPT* (m)
EU-STATE (m)	IWCON-TEL NO. (m)	SASF (m)
EU-ZIP CODE (m)		SASD (m)
		SATH (m)
		SASS (m)
		WSOP (m)
		IWO* (m)
		REMARKS (m)

" " = mandatory entry; * = when this optional field is populated, it forces at least one of the conditional fields to become REQUIRED; (m) = for manual ordering only; (e) = for electronic ordering only

25.5.3 REQ TYP P / ACT D

LSR — REQ TYP P / ACT D (BellSouth® Centrex®)		
Required	Conditional	Optional
PON (m)	VER (m)	DFDT (m)
PG_OF_ (m)	LOCQTY (m)	RPON (m)
AN (m) or ATN(m)	SUP (m)	RORD (m)
SC ="LCSC" (m)	IMPCON-TEL NO. (m)	VTA (m)
D/TSENT (m)	ALT-IMPCON-TEL NO. (m)	REMARKS (m)

- continued -

- continued -

LSR — REQ TYP P / ACT D (BellSouth® Centrex®)		
Required	Conditional	Optional
DDD (m)		IMPCON* (m)
REQ TYP="PB" (m)		IMPCON-PAGER (m)
ACT ="D" (m)		ALT-IMPCON* (m)
CC (m)		ALT-IMPCON-PAGER (m)
TOS (2nd character = "E") (m)		
BAN1 (m)		
INIT (m)		
INIT-TEL NO. (m)		
INIT-FAX NO. (m)		

" " = mandatory entry; * = when this optional field is populated, it forces at least one of the conditional fields to become REQUIRED; (m) = for manual ordering only; (e) = for electronic ordering only

EU — REQ TYP P / ACT D (BellSouth® Centrex®)		
Required	Conditional	Optional
PON (m)	VER (m)	EU-FLOOR (m)
AN (m) or ATN (m)	DQTY (m)	EU-ROOM (m)
PG_OF_ (m)	FB-BILLNM (m)	EU-BLDG (m)
SASN (m)	FB-STREET (m)	LCON-NAME (m)
SANO (m) or SADLO (m)	FB-CITY (m)	LCON-TEL NO. (m)
EU-NAME (m)	FB-STATE (m)	ACC (m)
EU-CITY (m)	FB-ZIP CODE (m)	FBI* (m)
EU-STATE (m)	DNUM (m)	FB-FLOOR (m)
EU-ZIP CODE (m)	TC TO PR I (m)	FB-ROOM (m)
	TC TO SEC (m)	DISC NBR* (m)

- continued -

- continued -

EU — REQ TYP P / ACT D (BellSouth® Centrex®)		
Required	Conditional	Optional
	TCID (m)	TC OPT* (m)
	TC NAME (m)	REMARKS (m)
	TC PER (m)	SASF (m)
		SASD (m)
		SATH (m)
		SASS (m)

" " = mandatory entry; * = when this optional field is populated, it forces at least one of the conditional fields to become REQUIRED; (m) = for manual ordering only; (e) = for electronic ordering only

25.5.4 REQ TYP P / ACT T

LSR — REQ TYP P / ACT T (BellSouth® Centrex®)		
Required	Conditional	Optional
PON (m)	VER (m)	APPTIME-DDD (m)
PG_OF_ (m)	LOCQTY (m)	PROJECT (m)
AN (m) or ATN(m)	SUP (m)	DFDT (m)
SC ="LCSC"(m)	ALT-IMP CON-TEL NO. (m)	SPEC (m)
D/TSENT (m)		RPON (m)
DDD (m)		RORD (m)
REQ TYP="PB" (m)		VTA (m)
ACT ="T" (m)		HUNTING (see hunting section) (m)
CC (m)		REMARKS (m)
TOS (2nd character = "E") (m)		IMP CON-PAGER (m)
BAN1 (m)		ALT-IMP CON* (m)

- continued -

- continued -

LSR — REQ TYP P / ACT T (BellSouth® Centrex®)		
Required	Conditional	Optional
INIT (m)		ALT-IMP CON-PAGER (m)
INIT-TEL NO. (m)		ALBR (m)
INIT-FAX NO. (m)		
IMP CON (m)		
IMP CON-TEL NO. (m)		

" " = mandatory entry; * = when this optional field is populated, it forces at least one of the conditional fields to become REQUIRED; (m) = for manual ordering only; (e) = for electronic ordering only

EU — REQ TYP P / ACT T (BellSouth® Centrex®)		
Required	Conditional	Optional
PON (m)	VER (m)	EU-FLOOR (m)
AN (m) or ATN (m)	DQTY (m)	EU-ROOM (m)
PG_OF_ (m)	DNUM (m)	EU-BLDG (m)
LOCNUM (m)	TC TO PRI (m)	LCON-NAME (m)
SASN (m)	TC TO SEC (m)	LCON-TEL NO. (m)
SANO (m) or SADLO (m)	TC NAME (m)	ACC (m)
EU-NAME (m)	TCID (m)	TC OPT* (m)
EU-CITY (m)	TC PER (m)	DISC NBR* (m)
EU-STATE (m)	IWCON (m)	REMARKS (m)
EU-ZIP CODE (m)	IWCON-TEL NO. (m)	SASF (m)
		SASD (m)
		SATH (m)
		SASS (m)

- continued -

- continued -

EU — REQ TYP P / ACT T (BellSouth® Centrex®)		
Required	Conditional	Optional
		WSOP (m)
		IWO* (m)

" " = mandatory entry; * = when this optional field is populated, it forces at least one of the conditional fields to become REQUIRED; (m) = for manual ordering only; (e) = for electronic ordering only

25.5.5 REQ TYP P / ACT V

LSR — REQ TYP P / ACT V (BellSouth® Centrex®)		
Required	Conditional	Optional
PON (m)	VER (m)	APPTIME-DDD (m)
PG_OF_ (m)	LOCQTY (m)	PROJECT (m)
AN (m) or ATN (m)	SUP (m)	DFDT (m)
SC ="LCSC" (m)	ALT-IMP CON-TEL NO. (m)	SPEC (m)
D/TSENT (m)		RPON (m)
DDD (m)		RORD (m)
REQ TYP="PB" (m)		VTA (m)
ACT ="V" (m)		HUNTING (see Hunting Section) (m)
CC (m)		REMARKS (m)
TOS (2nd character = "E") (m)		IMP CON-PAGER (m)
BAN1 (m)		ALT-IMP CON* (m)
INIT (m)		ALT-IMP CON-PAGER (m)
INIT-TEL NO. (m)		

- continued -

- continued -

LSR — REQ TYP P / ACT V (BellSouth® Centrex®)		
Required	Conditional	Optional
INIT-FAX NO. (m)		
IMPCON (m)		
IMPCON-TEL NO. (m)		

" " = mandatory entry; * = when this optional field is populated, it forces at least one of the conditional fields to become REQUIRED; (m) = for manual ordering only; (e) = for electronic ordering only

EU — REQ TYP P / ACT V (BellSouth® Centrex®)		
Required	Conditional	Optional
PON (m)	VER (m)	EU-FLOOR (m)
AN (m) or ATN (m)	DQTY (m)	EU-ROOM (m)
PG_OF_(m)	EAN (m) or EATN (m)	EU-BLDG (m)
SASN (m)	FB-BILLNM (m)	LCON-NAME (m)
SANO (m) or SADLO (m)	FB-STREET (m)	LCON-TEL NO. (m)
EU-NAME (m)	FB-CITY (m)	EUMI (m)
EU-CITY (m)	FB-STATE (m)	ACC (m)
EU-STATE (m)	FB-ZIP CODE (m)	FBI* (m)
EU-ZIP CODE (m)	FB-BILLCON-TEL NO. (m)	FB-FLOOR (m)
ERL (m)	DNUM(m)	FB-ROOM (m)
LOCNUM (m)	TC TO PRI (m)	DISC NBR* (m)
	TC TO SEC (m)	TC OPT* (m)
	TCID (m)	SASF (m)
	TC NAME (m)	SASD (m)
	TC PER (m)	SATH (m)
	IWCON (m)	SASS (m)

- continued -

- continued -

EU — REQ TYP P / ACT V (BellSouth® Centrex®)		
Required	Conditional	Optional
	IWCON-TEL NO. (<i>m</i>)	WSOP (<i>m</i>)
		IWO* (<i>m</i>)
		REMARKS (<i>m</i>)

" " = mandatory entry; * = when this optional field is populated, it forces at least one of the conditional fields to become REQUIRED; (*m*) = for manual ordering only; (*e*) = for electronic ordering only

25.5.6 REQ TYP P / ACT S

LSR — REQ TYP P / ACT S (BellSouth® Centrex®)		
Required	Conditional	Optional
PON (<i>m</i>)	VER (<i>m</i>)	RPON (<i>m</i>)
PG_OF_ (<i>m</i>)	LOCQTY (<i>m</i>)	REMARKS (<i>m</i>)
AN (<i>m</i>) or ATN (<i>m</i>)	SUP (<i>m</i>)	
SC ="LCSC" (<i>m</i>)		
D/TSENT (<i>m</i>)		
DDD (<i>m</i>)		
REQ TYP="PB" (<i>m</i>)		
ACT ="S" (<i>m</i>)		
CC (<i>m</i>)		
TOS (2nd character = "E") (<i>m</i>)		
BAN1 (<i>m</i>)		
INIT (<i>m</i>)		
INIT-TEL NO. (<i>m</i>)		
INIT-FAX NO. (<i>m</i>)		

" " = mandatory entry; * = when this optional field is populated, it forces at least one of the conditional fields to become REQUIRED; (*m*) = for manual ordering only; (*e*) = for electronic ordering only

EU — REQ TYP P / ACT S (BellSouth® Centrex®)		
Required	Conditional	Optional
PON (m)	VER (m)	EU-FLOOR (m)
AN (m) or ATN (m)		EU-ROOM (m)
PG_OF_ (m)		EU-BLDG (m)
LOCNUM (m)		LCON-NAME (m)
SASN (m)		LCON-TEL NO. (m)
SANO (m) or SADLO (m)		ACC (m)
EU-NAME (m)		REMARKS (m)
EU-CITY (m)		SASF (m)
EU-STATE (m)		SASD (m)
EU-ZIP CODE (m)		SATH (m)
		SASS (m)

" " = mandatory entry; * = when this optional field is populated, it forces at least one of the conditional fields to become REQUIRED; (m) = for manual ordering only; (e) = for electronic ordering only

25.5.7 REQ TYP P / ACT B

LSR — REQ TYP P / ACT B (BellSouth® Centrex®)		
Required	Conditional	Optional
PON (m)	VER (m)	REMARKS (m)
PG_OF_ (m)	LOCQTY (m)	RPON (m)
AN (m) or ATN (m)	SUP (m)	
SC ="LCSC" (m)		
D/TSENT (m)		
DDD (m)		
REQ TYP ="PB" (m)		
ACT ="B" (m)		
CC (m)		

- continued -

- continued -

LSR — REQ TYP P / ACT B (BellSouth® Centrex®)		
Required	Conditional	Optional
TOS (2nd character = "E")(m)		
BAN1 (m)		
INIT (m)		
INIT-TEL NO. (m)		
INIT-FAX NO. (m)		

" " = mandatory entry; * = when this optional field is populated, it forces at least one of the conditional fields to become REQUIRED; (m) = for manual ordering only; (e) = for electronic ordering only

EU — REQ TYP P / ACT B (BellSouth® Centrex®)		
Required	Conditional	Optional
PON (m)	VER (m)	
AN (m) or ATN (m)		
PG_OF_ (m)		
EU-NAME (m)		

" " = mandatory entry; * = when this optional field is populated, it forces at least one of the conditional fields to become REQUIRED; (m) = for manual ordering only; (e) = for electronic ordering only

25.5.8 REQ TYP P / ACT W

LSR — REQ TYP P / ACT W (BellSouth® Centrex®)		
Required	Conditional	Optional
PON (m)	VER (m)	RPON (m)
PG_OF_ (m)	LOCQTY (m)	REMARKS (m)
AN (m) or ATN (m)	SUP (m)	
SC ="LCSC" (m)		
D/TSENT (m)		
DDD (m)		

- continued -

- continued -

LSR — REQ TYP P / ACT W (BellSouth® Centrex®)		
Required	Conditional	Optional
REQ TYP="PB" (m)		
ACT ="W" (m)		
CC (m)		
TOS (2nd character = "E") (m)		
BAN1 (m)		
INIT (m)		
INIT-TEL NO. (m)		
INIT-FAX NO. (m)		

" " = mandatory entry; * = when this optional field is populated, it forces at least one of the conditional fields to become REQUIRED; (m) = for manual ordering only; (e) = for electronic ordering only

EU — REQ TYP P / ACT W (BellSouth® Centrex®)		
Required	Conditional	Optional
PON (m)	VER (m)	EU-FLOOR (m)
AN (m) or ATN (m)	FB-BILLNM (m)	EU-ROOM (m)
PG_OF_ (m)	FB-STREET (m)	EU-BLDG (m)
SASN (m)	FB-CITY (m)	LCON-NAME (m)
SANO (m) or SADLO (m)	FB-STATE (m)	LCON-TEL NO. (m)
EU- NAME (m)	FB-ZIP CODE (m)	ACC (m)
EU-CITY (m)	FB-BILLCON-TEL NO. (m)	FBI* (m)
EU-STATE (m)	EAN (m) or EATN (m)	FB-FLOOR (m)
EU-ZIP CODE (m)		FB-ROOM (m)
LOCNUM (m)		REMARKS (m)
		SASF (m)

- continued -

- continued -

EU — REQ TYP P / ACT W (BellSouth® Centrex®)		
Required	Conditional	Optional
		SASD (m)
		SATH (m)
		SASS (m)

" " = mandatory entry; * = when this optional field is populated, it forces at least one of the conditional fields to become REQUIRED; (m) = for manual ordering only; (e) = for electronic ordering only

25.5.9 REQ TYP P / ACT L

LSR — REQ TYP P / ACT L (BellSouth® Centrex®)		
Required	Conditional	Optional
PON (m)	VER (m)	
PG_OF_ (m)	LOCQTY (m)	
AN (m) or ATN (m)	SUP (m)	
SC ="LCSC" (m)		
D/TSENT (m)		
DDD (m)		
REQ TYP ="PB" (m)		
ACT ="L" (m)		
CC (m)		
TOS (2nd character = "E") (m)		
BAN1 (m)		
INIT (m)		
INIT-TEL NO. (m)		
INIT-FAX NO. (m)		

" " = mandatory entry; * = when this optional field is populated, it forces at least one of the conditional fields to become REQUIRED; (m) = for manual ordering only; (e) = for electronic ordering only

EU — REQ TYP P / ACT L (BellSouth® Centrex®)		
Required	Conditional	Optional
PON (m)	VER (m)	EU-FLOOR (m)
AN (m) or ATN (m)		EU-ROOM (m)
PG_OF_ (m)		EU-BLDG (m)
SASN (m)		LCON-NAME (m)
SANO (m) or SADLO (m)		LCON-TEL NO. (m)
EU-NAME (m)		ACC (m)
EU-CITY (m)		REMARKS (m)
EU-STATE (m)		SASF (m)
EU-ZIP CODE (m)		SASD (m)
		SATH (m)
		SASS (m)

25.5.10 REQ TYP P / ACT P

LSR — REQ TYP P / ACT P (BellSouth® Centrex®)		
Required	Conditional	Optional
PON (m)	VER (m)	APPTIME-DDD (m)
PG_OF_ (m)	LOCQTY (m)	PROJECT (m)
AN (m) or ATN (m)	SUP (m)	DFDT (m)
SC ="LCSC"(m)	ALT-IMP CON-TEL NO. (m)	SPEC (m)
D/TSENT(m)		RPON (m)
DDD (m)		VTA (m)
REQ TYP="PB" (m)		HUNTING (see Hunting Section) (m)
ACT ="P" (m)		REMARKS (m)

- continued -

- continued -

LSR — REQ TYP P / ACT P (BellSouth® Centrex®)		
Required	Conditional	Optional
CC (<i>m</i>)		IMPCON-PAGER (<i>m</i>)
TOS (2nd character = "E") (<i>m</i>)		ALT-IMPCON* (<i>m</i>)
BAN1 (<i>m</i>)		ALT-IMPCON- PAGER (<i>m</i>)
INIT (<i>m</i>)		
INIT-TEL NO. (<i>m</i>)		
INIT-FAX NO. (<i>m</i>)		
IMPCON (<i>m</i>)		
IMPCON-TEL NO. (<i>m</i>)		

" " = mandatory entry; * = when this optional field is populated, it forces at least one of the conditional fields to become REQUIRED; (*m*) = for manual ordering only; (*e*) = for electronic ordering only

Note: BellSouth® Centrex® Service **may not be partially migrated and remain in the same existing BellSouth® Centrex® system, See description of BellSouth Centrex® service.**

EU — REQ TYP P / ACT P (BellSouth® Centrex®)		
Required	Conditional	Optional
PON (<i>m</i>)	VER (<i>m</i>)	EU-FLOOR (<i>m</i>)
AN (<i>m</i>) or ATN (<i>m</i>)	EAN (<i>m</i>) or EATN (<i>m</i>)	EU-ROOM (<i>m</i>)
LOCNUM (<i>m</i>)	IWCON (<i>m</i>)	EU-BLDG (<i>m</i>)
PG_OF_ (<i>m</i>)	IWCON-TEL NO. (<i>m</i>)	LCON-NAME (<i>m</i>)
SASN (<i>m</i>)		LCON-TEL NO. (<i>m</i>)
SANO (<i>m</i>) or SADLO (<i>m</i>)		ACC (<i>m</i>)
EU-NAME (<i>m</i>)		REMARKS (<i>m</i>)

- continued -

- continued -

EU — REQ TYP P / ACT P (BellSouth® Centrex®)		
Required	Conditional	Optional
EU-CITY (<i>m</i>)		SASF (<i>m</i>)
EU-STATE (<i>m</i>)		SASD (<i>m</i>)
EU-ZIP CODE (<i>m</i>)		SATH (<i>m</i>)
		SASS (<i>m</i>)
		WSOP (<i>m</i>)
		IWO* (<i>m</i>)

25.5.11 REQ TYP P / ACT Q

LSR — REQ TYP P / ACT Q (BellSouth® Centrex®)		
Required	Conditional	Optional
PON (<i>m</i>)	VER (<i>m</i>)	APPTIME-DDD (<i>m</i>)
PG_OF_ (<i>m</i>)	LOCQTY (<i>m</i>)	PROJECT (<i>m</i>)
AN (<i>m</i>) or ATN (<i>m</i>)	SUP (<i>m</i>)	DFDT (<i>m</i>)
SC ="LCSC"(<i>m</i>)	ALT-IMP CON-TEL NO. (<i>m</i>)	SPEC (<i>m</i>)
D/TSENT(<i>m</i>)		RPON (<i>m</i>)
DDD (<i>m</i>)		VTA (<i>m</i>)
REQ TYP="PB" (<i>m</i>)		HUNTING (see Hunting Section) (<i>m</i>)
ACT ="Q" (<i>m</i>)		REMARKS (<i>m</i>)
CC (<i>m</i>)		IMP CON-PAGER (<i>m</i>)
TOS (2nd character = "E") (<i>m</i>)		ALT-IMP CON* (<i>m</i>)
BAN1 (<i>m</i>)		ALT-IMP CON- PAGER (<i>m</i>)
INIT (<i>m</i>)		

- continued -

- continued -

LSR — REQ TYP P / ACT Q (BellSouth® Centrex®)		
Required	Conditional	Optional
INIT-TEL NO. (m)		
INIT-FAX NO. (m)		
IMPCON (m)		
IMPCON-TEL NO. (m)		

" " = mandatory entry; * = when this optional field is populated, it forces at least one of the conditional fields to become REQUIRED; (m) = for manual ordering only; (e) = for electronic ordering only

Note: BellSouth® Centrex® Service **may not be partially migrated and remain in the same existing BellSouth® Centrex® system, See description of BellSouth Centrex® service.**

EU — REQ TYP P / ACT Q (BellSouth® Centrex®)		
Required	Conditional	Optional
PON (m)	VER (m)	EU-FLOOR (m)
AN (m) or ATN (m)	EAN (m) or EATN (m)	EU-ROOM (m)
LOCNUM (m)	IWCON (m)	EU-BLDG (m)
PG_OF_ (m)	IWCON-TEL NO. (m)	LCON-NAME (m)
SASN (m)	DNUM (m)	LCON-TEL NO. (m)
SANO (m) or SADLO (m)	TC OPT (m)	ACC (m)
EU-NAME (m)	TC TO PRI (m)	REMARKS (m)
EU-CITY (m)	TC TO SEC (m)	SASF (m)
EU-STATE (m)	TCID (m)	SASD (m)
EU-ZIP CODE (m)	TC NAME (m)	SATH (m)
	TC PER (m)	SASS (m)
	DQTY (m)	DISC NBR* (m)
		TC OPT* (m)

- continued -

- continued -

EU — REQ TYP P / ACT Q (BellSouth® Centrex®)		
Required	Conditional	Optional
		WSOP (m)
		IWO* (m)

25.6 BellSouth® Centrex



BellSouth Centrex® Ordering Document
(Subsequent Service Order Activity)

Administrative Section					
(1) PON: _____	(2) VER: _____	(3) RSQTY: _____	(4) ORD: _____	(5) PG _____	OF _____
(6) ATN: _____	(7) AN: _____	(8) DDD _____	(9) SAN: _____		
Common Block Details					
(10) SWITCH TYPE: <input type="checkbox"/> DMS <input type="checkbox"/> EWSD <input type="checkbox"/> 5ESS <input type="checkbox"/> 1AESS			(11) CTX Name: _____		
(12) New Number Quantity: _____					
(13) Existing Address : _____ CITY: _____ ST _____					
(14) New Service Address: _____ City: _____ ST _____					
(15) CBFA: _____	(16) CB FEATURE: _____	(17) CB FEATURE DETAIL: _____			
CBFA: _____	CB FEATURE: _____	CB FEATURE DETAIL: _____			
CBFA: _____	CB FEATURE: _____	CB FEATURE DETAIL: _____			
Station Line/Link Details					
(18) LOCNUM ACT: _____	(19) LOCNUM: _____	(20) LNUM: _____	(21) NPI: _____	(22) LNA: _____	
(23) TNS: _____	(24) TERS: _____	(25) OTN: _____			
(26) CLN: _____	(27) PIC _____	(28) LPIC _____			
(29) FPI _____	(30) CALL PICKUP QTY: _____	(31) Call Pick Up Group (CPG): _____			
(32) CPG Name: _____					
(33) CTX NAME: _____	(34) LTC: _____	(35) BA _____	(36) BLOCK: _____	(37) SGNL: _____	
(38) FA: _____	(39) FEATURE: _____	(40) FEATUE DETAIL: _____			
FA: _____	FEATURE: _____	FEATUE DETAIL: _____			
FA: _____	FEATURE: _____	FEATUE DETAIL: _____			
FA: _____	FEATURE: _____	FEATUE DETAIL: _____			
FA: _____	FEATURE: _____	FEATUE DETAIL: _____			
FA: _____	FEATURE: _____	FEATUE DETAIL: _____			
(41) JR: _____	(42) JK CODE: _____	(43) JK NUM: _____	(44) JK POS: _____	(45) IWJK: _____	(46) IWJQ: _____
(47) Remarks: _____					

Figure 30 BellSouth Centrex® Ordering Form

Note: This form may not be used to submit a request for a new BellSouth Centrex® system. The official BellSouth Centrex®-ordering document must be submitted for new systems. The official ordering document may be obtained from the following WEB site.

<http://www.interconnection.bellsouth.com/forms/lec/centrex.html>

. The LSR and EU forms must accompany this form

Table AA BellSouth Centrex® Ordering Document Line-By-Line Instructions

Field	Field Definition & Usage Requirements
1. PON-Purchase Order Number	<p>1. Identifies the CLECs unique purchase order number that authorizes the issuance of this request or supplement. Usage: This field is required</p> <p>Note: 1: This field must be identical to the PON field on the LSR and EU form.</p> <p>Data Characteristics: Up to 16 alpha/numeric characters.</p>
2. VER-Version Identification	<p>2. Identifies the CLEC's version number. Usage: This field is conditional</p> <p>Note: 1: Required on a re-issuance (supplement) the CLEC must populate this field to uniquely distinguish this LSR from any other version.</p> <p>Note: 2: This field must be identical to the VER field on the LSR form.</p> <p>Note: 3: The CLEC must populate this field to indicate the PON is not the original.</p> <p>Data Characteristics: 2 numeric characters Valid Entries: 00-99 or blank</p>

- continued -

**Table AA BellSouth Centrex® Ordering Document Line-By-Line Instructions
(continued)**

3. RSQTY	3. Identifies the quantity of Resale services (i.e. lines, circuits, trunks etc. involved in this service request) Usage: This field is required. Note: 1: Must be at least 3 numeric greater than zero Data Characteristics: Up to 5 numeric characters Example: 185
4. ORD-Order Number	4. Identifies the providers order number for the service requested. Usage: This field is optional Data Characteristics: Up to 20 alpha/numeric characters Example: C123456
5. PG OF	5. Identifies the page number and total number of pages contained in this request. Usage: This field is required. Data Characteristics: up to 6 numeric characters

- continued -

**Table AA BellSouth Centrex® Ordering Document Line-By-Line Instructions
(continued)**

<p>6. ATN-Account Telephone Number</p>	<p>6. Identifies the main account number assigned to the end user account. (This is a dialable telephone number). Usage: This field is conditional</p> <p>Note: 1: Required when the AN field is not populated.</p> <p>Note: 2: Prohibited when the AN is populated</p> <p>Note: 3: If the main account number is to be changed on REQTYP PB ACT=C or T, this field will be the new account number.</p> <p>Note: 4: Telephone numbers for BellSouth® Centrex® must be reserved in the Centrex common block. Telephone numbers for BellSouth Centrex® may not be obtained from ATLAS.</p> <p>Note: 5: This field must be identical to the field on the LSR/EU forms.</p> <p>Data Characteristics: 12 numeric characters (including hyphens) Valid Entries: Account Telephone Number N= New account number requested.</p> <p>Example: 415 354-1234</p>
--	---

- continued -

**Table AA BellSouth Centrex® Ordering Document Line-By-Line Instructions
(continued)**

7. AN-Account Number	<p>7. Identifies the main account telephone number assigned to the end user account. (This is a non-dialable number) Usage: This field is conditional</p> <p>Note: 1: Required when the ATN is not populated</p> <p>Note: 2: Prohibited when the ATN is populated</p> <p>Note: 3: If the main account number is to be changed on REQ TYP PB ACT =C or T this field will be the new account number.</p> <p>Note: 4: This field must be identical to the AN field on the LSR/EU form.</p> <p>Data Characteristics: 12 alpha/numeric characters (includes 2 hyphens) Valid Entries: Account number N= New AN requested</p> <p>Example: 415 M23-1234</p>
----------------------	--

- continued -

**Table AA BellSouth Centrex® Ordering Document Line-By-Line Instructions
(continued)**

8. DDD-Desired Due Date	<p>8. Identifies the customers desired due date. On disconnect request this date represents the date billing is to stop on the involved service and can be no earlier than the date the request is received by the LCSC. Usage: This field is required</p> <p>Note: 1: Must be greater than the D/TSENT field on the LSR</p> <p>Note: 2: Must be a valid date.</p> <p>Note: 3: If the requested DDD is not available then the next available date is assigned and returned on the FOC.</p> <p>Note: 4: Due dates will not normally be appointed on Saturday, Sunday, or Holidays.</p> <p>Note: 5: There may be times when due to work load and abnormal weather conditions in an area, such as a hurricane, flood, or other natural disaster, the due date returned will be longer than the standard intervals.</p> <p>Note: 6: This field must be identical to the DDD field on the LSR.</p> <p>Data Characteristics: 10 alpha/numeric characters</p> <p>Example: 03-01-1996</p>
9. SAN-Subscriber Authorization Number	<p>9. Identifies a number equivalent to the end user Purchase Order Number.</p> <p>Data Characteristics: Up to 30 alpha/numeric characters</p> <p>Example: 92324A9</p>

- continued -

**Table AA BellSouth Centrex® Ordering Document Line-By-Line Instructions
(continued)**

10. Switch Type	<p>10. Identifies the Central Office Switch type for the service being ordered. Usage: This field is required. Data Characteristics: 1 alpha character Valid Entries: Indicate with X by the appropriate switch type.</p>
11. CTX Name-Centrex Common Block Name	<p>11. Identifies the unique common block name Usage: This field is conditional Note: 1: This field is required when the CBFA field is indicated. Data Characteristics: Up to 20 alpha/numeric characters Example : CTX12345</p>
12. New Number Quantity	<p>12. Identifies the quantity of new numbers to be reserved to the existing Centrex common block. Usage: This field is optional Note: 1: Reserving the telephone number does not guarantee the telephone number. The telephone number is not guaranteed until installed and working. Data Characteristics: Up to 3 numeric characters Valid Entries: 1-999</p>
13. Existing Address (SA)	<p>13. Identifies the current existing serving address for the Centrex system. Usage: This field is conditional Note: 1: Required when the ACT field on the LSR=T Note: 2: The address must be RSAG validated. Data Characteristics: Up to 251 alpha/numeric characters (including City and State)</p>

- continued -

**Table AA BellSouth Centrex® Ordering Document Line-By-Line Instructions
(continued)**

14. New Service Address	<p>14. Identifies the new serving address for the Centrex system. Usage: This field is conditional</p> <p>Note: 1: Required when the ACT field on the LSR=T</p> <p>Note: 2: The address must be RSAG validated.</p> <p>Data Characteristics: Up to 251 alpha/numeric</p>
15. CBFA-Common Block Feature Activity.	<p>15. Identifies the activity type for the feature or package of features associated with the BellSouth Centrex® common block. Usage: This field is optional Data characteristics: 1 alpha character Valid Entries: N= Add/Install C= Change to feature detail D= Disconnect</p> <p>Note: Rule 1: Use this field to indicate Common block activity (i.e. add, delete, and change Network Access Registers (NAR).</p>
16. CB Feature-Common Block Feature	<p>16. Identifies the type of feature or package of features for the BellSouth® Centrex® common block. Usage: This field is Conditional</p> <p>Note: 1: Required when the CBFA field is populated, otherwise prohibited.</p> <p>Data Characteristics: 6 alpha/numeric characters</p> <p>Note: Rule 1: Data indicated in this field must include a valid USOC and or FID.</p>
17. CB Feature Detail-Common Block Feature Detail	<p>17. Identifies additional information for the type of feature or package of features associated with the common block. Usage: This field is conditional</p> <p>Note: 1: Required if the USOC indicated in the CB Feature field requires additional FIDs to provision the service.</p> <p>Data Characteristics: Up to 24 alpha/numeric characters.</p>

- continued -

**Table AA BellSouth Centrex® Ordering Document Line-By-Line Instructions
(continued)**

<p>18. LOCNUM ACT-Location number activity</p>	<p>18. Identifies the type of activity for this Location Number. Usage: This field is conditional</p> <p>Note: 1: Required when the ACT field on the LSR form is not "V", "W", "P" or "Q" and the LNA field is populated.</p> <p>Data Characteristics: 1 alpha character Valid Entries: N=Add/Install E=Existing D= Disconnect</p> <p>Note: Rule: If moving a location 2 forms are required (entry to disconnect and entry to install)</p>
<p>19.LOCNUM-Location Number</p> <p>Note:</p>	<p>19. Identifies the service location for the service requested. Usage: This field is conditional</p> <p>Note: 1. Required when the LOCNUM ACT field is indicated.</p> <p>Note: 2: The first location (SA) must be 001, and greater than 001 at each secondary location (SLA).</p> <p>Note: 3: This field is used to indicate service terminating at one or more locations for the same ATN (i.e. SLA)</p> <p>Note: 4: If the LOCNUM is existing it must match the SLA records on the customer service records (CSR) (i.e. SLA 2=LOCNUM 002)</p> <p>Note: 5: LOCNUM must be unique per ATN.</p> <p>Note: 6: The LOCNUM must match the LOCNUM field on the EU form</p> <p>Data Characteristics: 3 numeric characters</p>

- continued -

**Table AA BellSouth Centrex® Ordering Document Line-By-Line Instructions
(continued)**

20.LNUM-Line Number	<p>20. Identifies the line or trunk as a unique number and each additional occurrence as a unique number. Usage: This field is conditional</p> <p>Note: 1: Required when the LNA field is indicated.</p> <p>Note: 2: The LNUM is customer assigned</p> <p>Note: 3 : Once the LNUM is generated it cannot be changed and is retained through completion of the request.</p> <p>Note: 4: The values are to be assigned consecutively and must be unique throughout the request at the LOCNUM level.</p> <p>Data Characteristics: 5 numeric numbers</p> <p>Note: Rule 1: Additional forms required for each LNUM.</p>
21. NPI-Number Portability Indicator	<p>21. Identifies the status of the telephone number being ported. Usage: This field is optional Data Characteristics: 1 alpha character Valid Entries: C = Port In Working TN</p>

- continued -

**Table AA BellSouth Centrex® Ordering Document Line-By-Line Instructions
(continued)**

22. LNA- Line Activity	22. Identifies the activity involved at the line level. Usage: This field is conditional Note 1: Required when any line activity is involved Data Characteristics: 1 alpha character Valid Entries: <ul style="list-style-type: none">• N= New Installation• C= Change an existing account (e.g. rearrangement partial disconnect, or addition).• D= Disconnection• G= Conversion as specified • R= Record Activity if for ordering administrative changes• S= Suspend• B= Restore• L= Seasonal • V= Conversion as specified• W= Inside Move • T= Outside Move• X= Telephone Number Change • P= PIC Change• –
------------------------	---

- continued -

**Table AA BellSouth Centrex® Ordering Document Line-By-Line Instructions
(continued)**

23. TNS-Telephone Number	<p>23. Identifies the telephone number for this request. Usage: This field is conditional</p> <p>Note: 1: Required when the LNA field is populated.</p> <p>Note: 2: When the LNA field is "X" the entry in this field indicates the new telephone number, or request for a new number. The out Telephone number is shown in the OTN field.</p> <p>Data Characteristics: 17 alpha/numeric characters Valid Entries: N= New Telephone Number Telephone Number</p>
24: TERS-Terminal Numbers	<p>24. Identifies the number for a non-lead line in a multiline hunt group associated with the TNS field for this request. Usage: This field is optional</p> <p>Note: 1: A pilot (Lead) telephone number in the TNS field must accompany this field.</p> <p>Note: 2: The first position is reserved for a terminal number indicator.</p> <p>Data Characteristics: 17 alpha/numeric characters Valid Entries: N= New Terminal number requested Terminal number(s)</p> <p>Example: TER</p> <p>1</p>
25. OTN- Out Telephone Number	<p>25. Identifies the existing telephone number that is being changed. Usage: This field is conditional</p> <p>Note: 1: Required when the LNA field is "X" otherwise prohibited.</p> <p>Data Characteristics: 12 alpha/numeric characters</p>

- continued -

**Table AA BellSouth Centrex® Ordering Document Line-By-Line Instructions
(continued)**

26. CLN-Centrex Line Name	26. Identifies the name associated with the Centrex line for optional display with the BellSouth® Centrex® station to station intercom dialing. Usage: This field is optional Data Characteristics: Up to 25 alpha/numeric characters Note: Rule 1: When this field is indicated the Calling Name Feature USOC must be indicated in the Feature/Feature Detail field on this form.
27. PIC-InterLATA Presubscription Indicator Code	27. Identifies the presubscription indicator code (PIC) for the carrier the customer has selected for InterLATA traffic. Usage: This field is conditional Note: 1: Required when the LNA field is "N", "P", or "Q"/ Data Characteristics: 4 alpha/numeric characters Valid Entries: Valid PIC Code <ul style="list-style-type: none">• NONE= Customer does not wish to presubscribe• N/A= Not Applicable• NC= No change• UNDC= Undecided

- continued -

**Table AA BellSouth Centrex® Ordering Document Line-By-Line Instructions
(continued)**

28. LPIC-IntraLATA Presubscription Code	<p>28. Identifies the presubscription indicator code (PIC) for the carrier the customer has selected for Intra LATA traffic. Usage: This field is conditional</p> <p>Note: 1: Required when the LNA field is "N", "P", or "Q"/</p> <p>Data Characteristics: 4 alpha/numeric characters Valid Entries: Valid PIC Code</p> <ul style="list-style-type: none"> • NONE= Customer does not wish to presubscribe • N/A= Not Applicable • NC= No change • UNDC= Undecided
29. FPI-Freeze PIC Indicator	<p>29. Indicates the customer's requested freeze option for the PIC or LPIC. Usage: This field is optional. Data Characteristics: 1 alpha character Valid Entries:</p> <ul style="list-style-type: none"> • E= Freeze LSPs InterLATA PIC • A= Freeze LSPs IntraLATA PIC • B= Freeze LSPs Inter & IntraLATA PIC • J= Freeze LSP End User Customer's InterLATA PIC • K= Freeze LSP End User Customer's InterLATA • L= Freeze LSP End User Customer's Inter & IntraLATA PICs • R= Remove InterLATA freeze • S= Remove IntraLATA Freeze • T= Remove Inter & IntraLATA freezes • –

- continued -

**Table AA BellSouth Centrex® Ordering Document Line-By-Line Instructions
(continued)**

<p>30.Call Pick Up QTY</p>	<p>30. Identifies the number of call pick up groups requested by the customer. Usage: This field is conditional.</p> <p>Note: 1: Required when the Call Pick Up group CPG field is indicated, otherwise prohibited.</p> <p>Data Characteristics: Up to 3 numeric characters</p>
<p>31. Call Pick Up Group</p>	<p>31. Indicates that call pick up feature is being requested. Usage: This field is optional. Data Characteristics: 1 alpha Valid Entries: N= New Call Pick Up group requested E= Existing</p>
<p>32: CPG-Name- Call Pick Up Group Name</p>	<p>32. Identifies the unique call pick up group number. Usage: This field is conditional</p> <p>Note: 1: Required when the Call Pick Up Group field is indicated.</p> <p>Note: 2: When valid entry of "N" is indicated in the Call Pick Up Group field, all telephone numbers for this CPG should be entered in this field.</p> <p>Data Characteristics: Up to 50 alpha/numeric characters Valid Entries: CPG Number Telephone Numbers</p> <p>Example: CPG 101</p> <p>404 555-1212, 404 555-1214, 404 555-1216</p>

- continued -

**Table AA BellSouth Centrex® Ordering Document Line-By-Line Instructions
(continued)**

33. CTX Name	<p>33. Identifies the unique Centrex Name. Usage: This field is conditional.</p> <p>Note: 1: Required when the LNA field is indicated</p> <p>Data Characteristics: Up to 20 alpha/numeric characters</p> <p>Example :</p> <p>CTX12345:0</p>
34. LTC-Line Treatment Code	<p>34. Identifies the unique treatment profile code required for this line. Usage: This field is conditional.</p> <p>Note: 1: Required when the LNA field is populated, otherwise optional.</p> <p>Note: 2: This field is used to indicate NCOS/CAT code at the line level.</p> <p>Note: 3: The NCOS/CAT code must be valid for the BellSouth® Centrex® system. If incorrect NCOS/CAT code submitted may result in clarification on/or after the requested due date.</p> <p>Data Characteristics: Up to 2 numeric characters</p>
35. BA-Blocking Activity	<p>35. Indicates the activity for the blocking calls at the line level. Usage: This field is conditional.</p> <p>Note: 1: Required when the Block field is indicated, otherwise prohibited.</p> <p>Data Characteristics: 1 alpha character Valid Entries: A= Add D= Delete N= No Change Z= Remove all blocking</p>

- continued -

**Table AA BellSouth Centrex® Ordering Document Line-By-Line Instructions
(continued)**

36. Block-Block Restrictions	<p>36. Identifies the type of blocking on the telephone number at the line level. Usage: This field is optional.</p> <p>Note: 1: Block restrictions are not guaranteed .</p> <p>Note: 2: Only one (1) option per station line/link may be selected</p> <p>Data Characteristics: 1 alpha character</p> <p>Valid Entries:</p> <ul style="list-style-type: none">• A= No collect and third party• B= No third party• C= No Collect Call
37. SGNL-Signaling	<p>37. Identifies the type of signaling requested. Usage: This field is optional.</p> <p>Note: 1: Default is Loop Start (LS)</p> <p>Data characteristics: 2 alpha characters</p> <p>Valid Entries: LS= Loop Start GS= Ground Start</p>

- continued -

**Table AA BellSouth Centrex® Ordering Document Line-By-Line Instructions
(continued)**

38. FA-Feature Activity	38. Identifies the activity type for the line feature. Usage: This field is optional. Data Characteristics: 1 alpha character Valid Entries: <ul style="list-style-type: none"> • N= Add/Install • C= Change to feature detail • D= Disconnect • G= Conversion to new LSP as specified • V= Conversion to new LSP as specified • W= Conversion as is •
39. Feature-Feature Codes	39. Identifies the type of feature associated with the line. Usage: This field is conditional. Note: 1: Required when the FA field is populated, otherwise prohibited. Note: 2: Codes for feature identification must include USOCs and/or FIDs associated with provisioning the Line. Data characteristics: 6 alpha/numeric characters
40. Feature Detail	40. Identifies additional information for the type of feature associated with the line. Usage: This field is optional. Data Characteristics: 24 alpha/numeric characters
41. JR-Jack Request	41. Identifies a request for a new jack. Usage: This field is optional Data Characteristics: 1 alpha character Valid Entries: Y= Yes

- continued -

**Table AA BellSouth Centrex® Ordering Document Line-By-Line Instructions
(continued)**

<p>42. JK Code-Jack Code</p>	<p>42. Indicates the standard code for the particular registered or non-registered jack used to terminate the service. Usage: This field is conditional</p> <p>Note: 1. Required when the JR field is populated, otherwise prohibited.</p> <p>Note: 2. Familiarization with the FCC's registration rules is requisite for all parties involved for the determination of the proper jack code for a given registered service. Registered jacks used to terminate category 1 and 3 services begin with the designation "RJ".</p> <p>Data Characteristics: 5 alpha/numeric characters</p> <p>Example: RJ21X</p>
<p>43. JK NUM-Jack Number</p>	<p>43. Identifies the number of the jack used on end user connections. Usage: This field is conditional.</p> <p>Note: 1: Required when the JK Code field is populated, otherwise optional</p> <p>Note: 2: When the jack identification is unknown enter 99 in this field.</p> <p>Data Characteristics: 2 alpha/numeric characters</p>
<p>44. JK POS-Jack Position</p>	<p>44. Identifies the position in the jack that a particular service will occupy. Usage: This field is conditional.</p> <p>Note: 1: Required when the JK CODE field is populated, otherwise optional.</p> <p>Note: 2: When jack position is unknown enter 99 in this field to specify next available position.</p>

- continued -

**Table AA BellSouth Centrex® Ordering Document Line-By-Line Instructions
(continued)**

45. IWJK- Inside Wire Jack Code	<p>45. Indicates the standard code for the type of jack requested for inside wiring. Usage: This field is conditional.</p> <p>Note: 1: Required when the IWJQ field is populated, otherwise prohibited .</p> <p>Note: 2: Familiarization with the FCC's registration rules is requisite for all parties involved for the determination of the proper jack code for a given registered service. Registered Jacks used to terminate category 1 and 3 services begin with the designation "RJ".</p> <p>Note: 3: When this field is indicated the Detariffed Inside wiring USOC must also be indicated in the Feature Field.</p> <p>Data Characteristics: 5 alpha/numeric characters</p> <p>Example: RJ11C</p>
46. IWJQ-Inside Wire Jack Quantity	<p>46. Indicates the number of jacks requested for inside wiring. Usage: This field is optional Data Characteristics: 2 numeric characters Valid Entries: 01-99</p>
47. Remarks	<p>47. Use this field to indicate remarks specific to this order. Usage: This field is optional.</p>

26. ESSX® Service

26.1 Description

ESSX® is a *Grandfathered service* and may not be ordered as a new system. A move to a new central office is considered a new system, therefore may not be ordered.

ESSX® service is furnished from Analog or Digital Central Office equipment located on BellSouth Company premises and associated facilities so arranged as to provide the following basic service features:

- Direct Inward Dialing (DID) and Identified Outward Dialing (IOD) of exchange and long distance message network calls to and from stations and attendant positions of a subscriber's Analog or Digital ESSX® Service system.
- Intercommunicating calls between stations of the same subscriber's Analog or Digital ESSX® Service system.
- Identified Outward Dialing (IOD), by station number, of outgoing long distance message calls dialed by a station.
- Common recorded announcement interception of calls to unassigned station numbers.
- Basic Station Line Hunting.
- Touch-Tone Service.

Minimum Size of ESSX®: 4-Station Lines and 1 NAR.

Suspension of Service: With the exception of the Network Access Registers (NARs) Suspension of service on ESSX® is not allowed.

26.2 Ordering Information

The following chart details which forms are required, conditional, or optional for ordering this product. All forms should be populated as usual except where denoted otherwise in the Critical/Valid Entry Tables per Form section.

REQTYP / SERVICE TYPE	Forms											
	SI	LSR	Hunt- ing	EU	DL	DSCR	RS	DRS	PS	NP	LS	LSNP
P - Resale Service (ESSX®)		R	O*	R	C#	C##						

* Hunting is optional only when ACT is C, T, V, P or Q, otherwise Hunting is prohibited.

= DL note: REQ TYP P (ESSX®) required when ACT = T.

Note: ## = DSCR note: Required when a listing is a:

- Caption
- Degree Of Indent
- Irregular Placement

	ESSX Subsequent Ordering Document**	Electronic Business Set P-Phone Form***	Customer Control Initialization Form****
P - Resale Service (ESSX®)	C**	C***	C****

R = Required C = Conditional O = optional

26.2.1 Completing the LSR and EU Forms

The Required, Conditional, and Optional (R/C/O) fields on the LSR and EU forms will be given for every valid REQ TYP / ACT combination for this product.

Note: " X " denotes valid account level activities. A blank entry indicates a non-valid account level activity.

** ESSX® Ordering Document is required when the ACT is C, V, S, P, Q or T and the Electronic Business Set P-Phone form is not submitted.

*** Electronic business Set P-Phone form is used when the ACT is C, T, V, S, P, or Q and the request is for an Electronic Business P-Phone Line. **Please refer to the BellSouth P-Phone chapter to obtain the Electronic Business Set Key Sheets and Additional Module form.**

**** Customer Control Initialization Form is required on ESSX® when the customer has ECAS/DECAS, and the ACT=V or W.

REQ TYP	ACTIVITY TYPE (ACCOUNT LEVEL)												
	N	C	D	T*	R	V	S	B	W	L	Y**	P***	Q***
P - Resale ESSX (Service)		X	X	X		X	X	X	X	X		X	X

Note: " X " denotes valid account level activities. A blank entry indicates a non-valid account level activity.

* Request for moves of service ACT= T may be requested provided the Local Serving Central Office (LSO) for the (SA) address will not change.

** Denial of service is done on ACT = D which will result in a complete disconnect of the system **or** denial of service at end user level may be accomplished simply by disconnecting the individual line. **See information on Grandfathered service.**

*** When a CLEC submits a request for initial and subsequent Partial Migration ACT= P, Q on ESSX® services, the Station Lines/Links being migrated must change, the CLEC may not share a ESSX® account with another service provider. The CLEC may choose to partial migrate to one of the following options:

- The CLEC may request to partial migrate the station lines/links to an existing ESSX® system provided the lines will migrate to an ESSX® account that is already billed to the CLEC.
- The CLEC may request to partial migrate the station lines/links and change to a different type of service (i.g. the station links may change to 1FB).

Account level activities (ACT) apply to the entire account. The ACTs are defined below:

C = Change an existing account (e.g., Rearrangement, Partial disconnect or addition)

D = Disconnection

T = Outside move of end user location

R = Record activity is for ordering administrative changes

V = Full Conversion of service **as specified** to new Local Service Provider (LSP)

S = Seasonal partial suspend or restore partial account

B = Restore **full** account or restore denied account

W = Full Conversion of service **as is**

L = Seasonal suspension **full** account

P = Conversion of service **as specified:** Partial Migration - Initial

Q = Conversion of service **as specified:** Partial Migration - Subsequent

26.3 Completing the ESSX® Subsequent Ordering form

The ESSX® Subsequent Ordering form may or may not be required depending on the account level activity. Each account level activity has valid line level activities (LNAs). These LNAs determine how, or if, the ESSX® Ordering form should be populated.

Line level activities (LNA) apply to the specified line only. The LNAs are defined below:

N = New Installation (e.g., new line or additional line)

C = Change or Modification to an Existing Line

D = Disconnection

X = Telephone Number Change
V = Conversion or Migration to new LSP as **specified**

W = Conversion or Migration as **is**
P = PIC Change
L = Seasonal Suspend
B = Restore

The following chart gives the valid LNAs for each account level activity (ACT) and the associated ESSX® form usage.

If ACT is:	Then LNA is:	And ESSX® Subsequent Ordering form is:
C	N, C, D, X or P	Required
D	Prohibited	Not Required
T	N	Required
V	N, D, X, V, W or P	Required
S	L or P	Required
B	Prohibited	Not Required
W	Prohibited	Not Required
L*	Prohibited	Not Required
P	N, D, X, V, W or P	Required (This situation would only apply if the customer were migrating an ESSX® line to another ESSX® Account)
Q	N, D, X, V, W or P	Required (This situation would only apply if the customer were migrating an ESSX® line to another ESSX® Account)

* = Will Suspend all Network Access Register.

26.4 Completing the DL and DSCR Forms/Screens

If directory listings are required, please refer to REQTYP J for more information on completing the DL and DSCR forms/screens.

26.5 REQ TYP / ACT Combinations for REQ TYP P: ESSX®

The following charts show the Required, Conditional and Optional (R/C/O) fields on the LSR and EU forms for the valid REQ TYP/ACT combinations. All unmentioned fields are either invalid, not applicable or prohibited. Populating any other fields may result in a clarification of the service request.

- Mandatory entries are indicated by quotation marks ("xxx").
- Optional fields marked with an asterisk (*) force at least one of the conditional fields to become required when populated.
- Fields used only for manual orders are followed by (m).
- Fields used only for electronic orders are followed by (e).

See the **Data Element Dictionary** Section for additional information on each of the fields listed below.

26.5.1 REQ TYP P / ACT C

<i>LSR — REQ TYP P / ACT C (ESSX®)</i>		
Required	Conditional	Optional
PON (m)	VER (m)	APPTIME-DDD (m)
PG_OF_ (m)	LOCQTY (m)	PROJECT (m)
AN (m) or ATN (m)	SUP (m)	ALBR (m)
SC ="LCSC" (m)	ALT-IMP CON-TEL NO. (m)	SPEC (m)
D/TSENT (m)		RPON (m)
DDD (m)		RORD (m)
REQ TYP="PB" (m)		VTA (m)
ACT ="C" (m)		HUNTING (see hunting section) (m)
CC (m)		REMARKS (m)
TOS (2nd character = "E") (m)		IMP CON-PAGER (m)
BAN1 (m)		ALT-IMP CON* (m)

- continued -

- continued -

LSR — REQ TYP P / ACT C (ESSX®)		
Required	Conditional	Optional
INIT (m)		ALT-IMP CON-PAGER (m)
INIT-TEL NO. (m)		DFDT (m)
INIT-FAX NO. (m)		
IMP CON (m)		
IMP CON-TEL NO. (m)		

" " = mandatory entry; * = when this optional field is populated, it forces at least one of the conditional fields to become REQUIRED; (m) = for manual ordering only; (e) = for electronic ordering only

EU — REQ TYP P / ACT C (ESSX®)		
Required	Conditional	Optional
PON (m)	VER (m)	EU-FLOOR (m)
AN (m) or ATN (m)	DNUM (m)	EU-ROOM (m)
PG_OF_(m)	TC TO PRI (m)	EU-BLDG (m)
LOCNUM (m)	TC TO SEC (m)	LCON-NAME (m)
SASN (m)	TC NAME (m)	LCON-TEL NO. (m)
SANO (m) or SADLO (m)	TC PER (m)	ACC (m)
EU-NAME (m)	DQTY (m)	DISC NBR* (m)
EU-CITY (m)	IWCON (m)	TC OPT* (m)
EU-STATE (m)	IWCON-TEL NO. (m)	SASF (m)
EU-ZIP CODE (m)		SASD (m)
		SATH (m)
		SASS (m)
		WSOP (m)

- continued -

- continued -

EU — REQ TYP P / ACT C (ESSX®)		
Required	Conditional	Optional
		IWO* (m)
		REMARKS (m)

" " = mandatory entry; * = when this optional field is populated, it forces at least one of the conditional fields to become REQUIRED; (m) = for manual ordering only; (e) = for electronic ordering only

26.5.2 REQ TYP P / ACT D

LSR — REQ TYP P / ACT D (ESSX®)		
Required	Conditional	Optional
PON (m)	VER (m)	DFDT (m)
PG_OF_ (m)	LOCQTY (m)	RPON (m)
AN (m) or ATN (m)	SUP (m)	VTA (m)
SC="LCSC" (m)	IMPCON-TEL NO. (m)	REMARKS (m)
D/TSENT (m)	ALT-IMPCON-TEL NO. (m)	IMPCON* (m)
DDD (m)		IMPCON-PAGER (m)
REQ TYP="PB" (m)		ALT-IMPCON* (m)
ACT="D" (m)		ALT-IMPCON-PAGER (m)
CC (m)		
TOS (2nd character = "E") (m)		
BAN1 (m)		
INIT (m)		
INIT-TEL NO. (m)		
INIT-FAX NO. (m)		

" " = mandatory entry; * = when this optional field is populated, it forces at least one of the conditional fields to become REQUIRED; (m) = for manual ordering only; (e) = for electronic ordering only

EU — REQ TYP P / ACT D (ESSX®)		
Required	Conditional	Optional
PON (m)	VER (m)	EU-FLOOR (m)
AN (m) or ATN (m)	DQTY (m)	EU-ROOM (m)
PG_OF_ (m)	FB-BILLNM (m)	EU-BLDG (m)
SASN (m)	FB-STREET (m)	LCON-NAME (m)
SANO (m) or SADLO (m)	FB-CITY (m)	LCON-TEL NO. (m)
EU-NAME (m)	FB-STATE (m)	ACC (m)
EU-CITY (m)	FB-ZIP CODE (m)	FBI* (m)
EU-STATE (m)	TC TO PR I (m)	FB-FLOOR (m)
EU-ZIP CODE (m)	TC TO SEC (m)	FB-ROOM (m)
	TCID (m)	DISC NBR* (m)
	TC NAME (m)	TC OPT* (m)
	TC PER (m)	REMARKS (m)
	DNUM (m)	SASF (m)
		SASD (m)
		SATH (m)
		SASS (m)

" " = mandatory entry; * = when this optional field is populated, it forces at least one of the conditional fields to become REQUIRED; (m) = for manual ordering only; (e) = for electronic ordering only

26.5.3 REQ TYP P / ACT T

LSR — REQ TYP P / ACT T (ESSX®)		
Required	Conditional	Optional
PON (m)	VER (m)	APPTIME-DDD (m)
PG_OF_ (m)	LOCQTY (m)	PROJECT (m)
AN (m) or ATN (m)	SUP (m)	DFDT (m)

- continued -

- continued -

LSR — REQ TYP P / ACT T (ESSX®)		
Required	Conditional	Optional
SC ="LCSC" (m)	ALT-IMP CON-TEL NO. (m)	SPEC (m)
D/TSENT (m)		RPON (m)
DDD (m)		RORDR (m)
REQ TYP="PB" (m)		VTA (m)
ACT ="T" (m)		IMP CON-TEL NO. (m)
CC (m)		HUNTING (see hunting section)(m)
TOS (2nd character = "E") (m)		REMARKS (m)
BAN1 (m)		IMP CON-PAGER (m)
INIT (m)		ALT-IMP CON* (m)
INIT-TEL NO. (m)		ALT-IMPAGER (m)
INIT-FAX NO. (m)		ALBR (m)
IMP CON (m)		
IMP CON-TEL NO. (m)		

" " = mandatory entry; * = when this optional field is populated, it forces at least one of the conditional fields to become REQUIRED; (m) = for manual ordering only; (e) = for electronic ordering only

EU — REQ TYP P / ACT T (ESSX®)		
Required	Conditional	Optional
PON (m)	VER (m)	EU-FLOOR (m)
AN (m) or ATN (m)	DQTY (m)	EU-ROOM (m)
PG_OF_ (m)	DNUM (m)	EU-BLDG (m)
LOCNUM (m)	TC TO PRI (m)	LCON-NAME (m)
SASN (m)	TC TO SEC (m)	LCON-TEL NO. (m)

- continued -

- continued -

EU — REQ TYP P / ACT T (ESSX®)		
Required	Conditional	Optional
SANO (<i>m</i>) or SADLO (<i>m</i>)	TC NAME (<i>m</i>)	ACC (<i>m</i>)
EU-NAME (<i>m</i>)	TCID (<i>m</i>)	TC OPT* (<i>m</i>)
EU-CITY (<i>m</i>)	TC PER (<i>m</i>)	DISC NBR* (<i>m</i>)
EU-STATE (<i>m</i>)	IWCON (<i>m</i>)	REMARKS (<i>m</i>)
EU-ZIP CODE (<i>m</i>)	IWCON-TEL NO. (<i>m</i>)	SASF (<i>m</i>)
		SASD (<i>m</i>)
		SATH (<i>m</i>)
		SASS (<i>m</i>)
		WSOP (<i>m</i>)
		IWO* (<i>m</i>)

" " = mandatory entry; * = when this optional field is populated, it forces at least one of the conditional fields to become REQUIRED; (*m*) = for manual ordering only; (*e*) = for electronic ordering only

26.5.4 REQ TYP P / ACT V

LSR — REQ TYP P / ACT V (ESSX®)		
Required	Conditional	Optional
PON (<i>m</i>)	VER (<i>m</i>)	APPTIME-DDD (<i>m</i>)
PG_OF_ (<i>m</i>)	LOCQTY (<i>m</i>)	PROJECT (<i>m</i>)
AN (<i>m</i>) or ATN (<i>m</i>)	SUP (<i>m</i>)	DFDT (<i>m</i>)
SC ="LCSC" (<i>m</i>)	ALT-IMP CON-TEL NO. (<i>m</i>)	SPEC (<i>m</i>)
D/TSENT (<i>m</i>)		RPON (<i>m</i>)
DDD (<i>m</i>)		RORD (<i>m</i>)
REQ TYP="PB" (<i>m</i>)		VTA (<i>m</i>)

- continued -

- continued -

LSR — REQ TYP P / ACT V (ESSX®)		
Required	Conditional	Optional
ACT ="V" (<i>m</i>)		IMPCON-PAGER (<i>m</i>)
CC (<i>m</i>)		HUNTING (see Hunting Section) (<i>m</i>)
TOS (2nd character = "E") (<i>m</i>)		REMARKS (<i>m</i>)
BAN1 (<i>m</i>)		ALT-IMPCON* (<i>m</i>)
INIT (<i>m</i>)		ALT-IMPCON- PAGER (<i>m</i>)
INIT-TEL NO. (<i>m</i>)		
INIT-FAX NO. (<i>m</i>)		
IMPCON (<i>m</i>)		
IMPCON-TEL NO. (<i>m</i>)		

" " = mandatory entry; * = when this optional field is populated, it forces at least one of the conditional fields to become REQUIRED; (*m*) = for manual ordering only; (*e*) = for electronic ordering only

EU — REQ TYP P / ACT V (ESSX®)		
Required	Conditional	Optional
PON (<i>m</i>)	VER (<i>m</i>)	EU-FLOOR (<i>m</i>)
AN (<i>m</i>) or ATN (<i>m</i>)	DQTY (<i>m</i>)	EU-ROOM (<i>m</i>)
PG_OF_(<i>m</i>)	EAN (<i>m</i>) or EATN (<i>m</i>)	EU-BLDG (<i>m</i>)
SASN (<i>m</i>)	FB-BILLNM (<i>m</i>)	LCON-NAME (<i>m</i>)
SANO (<i>m</i>) or SADLO (<i>m</i>)	FB-STREET(<i>m</i>)	LCON-TEL NO. (<i>m</i>)
EU-NAME (<i>m</i>)	FB-CITY(<i>m</i>)	EUMI (<i>m</i>)
EU-CITY (<i>m</i>)	FB-STATE (<i>m</i>)	ACC (<i>m</i>)
EU-STATE (<i>m</i>)	FB-ZIP CODE (<i>m</i>)	FBI* (<i>m</i>)

- continued -

- continued -

EU — REQ TYP P / ACT V (ESSX®)		
Required	Conditional	Optional
EU-ZIP CODE (<i>m</i>)	FB-BILLCON-TEL NO. (<i>m</i>)	FB-FLOOR (<i>m</i>)
ERL (<i>m</i>)	DNUM(<i>m</i>)	FB-ROOM (<i>m</i>)
LOCNUM (<i>m</i>)	TC TO PRI (<i>m</i>)	DISC NBR* (<i>m</i>)
	TC TO SEC (<i>m</i>)	TC OPT* (<i>m</i>)
	TCID (<i>m</i>)	SASF (<i>m</i>)
	TC NAME (<i>m</i>)	SASD (<i>m</i>)
	TC PER (<i>m</i>)	SATH (<i>m</i>)
	IWCON (<i>m</i>)	SASS (<i>m</i>)
	IWCON-TEL NO. (<i>m</i>)	WSOP (<i>m</i>)
		IWO* (<i>m</i>)
		REMARKS (<i>m</i>)

" " = mandatory entry; * = when this optional field is populated, it forces at least one of the conditional fields to become REQUIRED; (*m*) = for manual ordering only; (*e*) = for electronic ordering only

26.5.5 REQ TYP P / ACT S

LSR — REQ TYP P / ACT S (ESSX®)		
Required	Conditional	Optional
PON (<i>m</i>)	VER (<i>m</i>)	RPON (<i>m</i>)
PG_OF_ (<i>m</i>)	LOCQTY (<i>m</i>)	REMARKS (<i>m</i>)
AN (<i>m</i>) or ATN (<i>m</i>)	SUP (<i>m</i>)	
SC ="LCSC" (<i>m</i>)		
D/TSENT (<i>m</i>)		
DDD (<i>m</i>)		
REQ TYP ="PB" (<i>m</i>)		
ACT ="S" (<i>m</i>)		

- continued -

- continued -

LSR — REQ TYP P / ACT S (ESSX®)		
Required	Conditional	Optional
CC (m)		
TOS (2nd character = "E") (m)		
BAN1 (m)		
INIT (m)		
INIT-TEL NO. (m)		
INIT-FAX NO. (m)		

" " = mandatory entry; * = when this optional field is populated, it forces at least one of the conditional fields to become REQUIRED; (m) = for manual ordering only; (e) = for electronic ordering only

EU — REQ TYP P / ACT S (ESSX®)		
Required	Conditional	Optional
PON (m)	VER (m)	EU-FLOOR (m)
AN (m) or ATN (m)		EU-ROOM (m)
PG_OF_ (m)		EU-BLDG (m)
LOCNUM (m)		LCON-NAME (m)
SASN (m)		LCON-TEL NO. (m)
SANO (m) or SADLO (m)		ACC (m)
EU-NAME (m)		REMARKS (m)
EU-CITY (m)		SASF (m)
EU-STATE (m)		SASD (m)
EU-ZIP CODE (m)		SATH (m)
		SASS (m)

" " = mandatory entry; * = when this optional field is populated, it forces at least one of the conditional fields to become REQUIRED; (m) = for manual ordering only; (e) = for electronic ordering only

26.5.6 REQ TYP P / ACT B

LSR — REQ TYP P / ACT B (ESSX®)		
Required	Conditional	Optional
PON (m)	VER (m)	REMARKS (m)
PG_OF_ (m)	LOCQTY (m)	RPON (m)
AN (m) or ATN (m)	SUP (m)	
SC ="LCSC" (m)		
D/TSENT (m)		
DDD (m)		
REQ TYP ="PB" (m)		
ACT ="B" (m)		
CC (m)		
TOS (2nd character = "E") (m)		
BAN1 (m)		
INIT (m)		
INIT-TEL NO. (m)		
INIT-FAX NO. (m)		

" " = mandatory entry; * = when this optional field is populated, it forces at least one of the conditional fields to become REQUIRED; (m) = for manual ordering only; (e) = for electronic ordering only

EU REQ TYP P / ACT B (ESSX®)		
Required	Conditional	Optional
PON (m)	VER (m)	
AN or ATN (m)		
PG_OF_ (m)		
EU - NAME (m)		

" " = mandatory entry; * = when this optional field is populated, it forces at least one of the conditional fields to become REQUIRED; (m) = for manual ordering only; (e) = for electronic ordering only

26.5.7 REQ TYP P / ACT W

LSR — REQ TYP P / ACT W (ESSX®)		
Required	Conditional	Optional
PON (m)	VER (m)	RPON (m)
PG_OF_ (m)	LOCQTY (m)	REMARKS (m)
AN (m) or ATN (m)	SUP (m)	
SC = "LCSC" (m)		
D/TSENT (m)		
DDD (m)		
REQ TYP = "PB" (m)		
ACT = "W" (m)		
CC (m)		
TOS (2nd character = "E" (m)		
BAN1 (m)		
INIT (m)		
INIT-TEL NO. (m)		
INIT-FAX NO. (m)		

" " = mandatory entry; * = when this optional field is populated, it forces at least one of the conditional fields to become REQUIRED; (m) = for manual ordering only; (e) = for electronic ordering only

EU — REQ TYP P / ACT W (ESSX®)		
Required	Conditional	Optional
PON (m)	VER (m)	EU-FLOOR (m)
AN (m) or ATN (m)	FB-BILLNM (m)	EU-ROOM (m)
PG_OF_ (m)	FB-STREET (m)	EU-BLDG (m)
SASN (m)	FB-CITY (m)	LCON-NAME (m)
SANO (m) or SADLO (m)	FB-STATE (m)	LCON-TEL NO. (m)
EU- NAME (m)	FB-ZIP CODE (m)	REMARKS (m)

- continued -

- continued -

EU — REQ TYP P / ACT W (ESSX®)		
Required	Conditional	Optional
EU-CITY (m)	FB-BILLCON-TEL NO. (m)	ACC (m)
EU-STATE (m)	EAN (m) or EATN (m)	FBI* (m)
EU-ZIP CODE (m)		FB-FLOOR (m)
LOCNUM (m)		FB-ROOM (m)
		SASF (m)
		SASD (m)
		SATH (m)
		SASS (m)

" " = mandatory entry; * = when this optional field is populated, it forces at least one of the conditional fields to become REQUIRED; (m) = for manual ordering only; (e) = for electronic ordering only

26.5.8 REQ TYP P / ACT L

LSR — REQ TYP P / ACT L (ESSX®)		
Required	Conditional	Optional
PON (m)	VER (m)	
PG_OF_ (m)	LOCQTY (m)	
AN (m) or ATN (m)	SUP (m)	
SC ="LCSC" (m)		
D/TSENT (m)		
DDD (m)		
REQ TYP ="PB" (m)		
ACT ="L" (m)		
CC (m)		
TOS (2nd character = "E") (m)		

- continued -

- continued -

LSR — REQ TYP P / ACT L (ESSX®)		
Required	Conditional	Optional
BAN1 (m)		
INIT (m)		
INIT-TEL NO. (m)		
INIT-FAX NO. (m)		

" " = mandatory entry; * = when this optional field is populated, it forces at least one of the conditional fields to become REQUIRED; (m) = for manual ordering only; (e) = for electronic ordering only

EU — REQ TYP P / ACT L (ESSX®)		
Required	Conditional	Optional
PON (m)	VER (m)	EU - FLOOR (m)
AN(m) or ATN (m)		EU - ROOM (m)
PG_OF_ (m)		EU-BLDG (m)
SASN (m)		LCON-NAME (m)
SANO (m) or SADLO (m)		LCON-TEL NO. (m)
EU-NAME (m)		ACC (m)
EU-CITY (m)		REMARKS (m)
EU-STATE (m)		SASF (m)
EU-ZIP CODE (m)		SASD (m)
		SATH (m)
		SASS (m)

26.5.9 REQ TYP P / ACT P

LSR — REQ TYP P / ACT P (ESSX®)		
Required	Conditional	Optional
PON (m)	VER (m)	APPTIME-DDD (m)
PG_OF_ (m)	LOCQTY (m)	PROJECT (m)
AN (m) or ATN (m)	SUP (m)	DFDT (m)

- continued -

LSR — REQ TYP P / ACT P (ESSX®)		
Required	Conditional	Optional
SC ="LCSC" (m)	ALT-IMP CON-TEL NO. (m)	SPEC (m)
D/TSENT (m)		RPON (m)
DDD (m)		VTA (m)
REQ TYP="PB" (m)		HUNTING (see Hunting Section) (m)
ACT ="P" (m)		REMARKS (m)
CC (m)		IMP CON-PAGER (m)
TOS (2nd character = "E") (m)		ALT-IMP CON* (m)
BAN1 (m)		ALT-IMP CON-PAGER (m)
INIT (m)		
INIT-TEL NO. (m)		
INIT-FAX NO. (m)		
IMP CON (m)		
IMP CON-TEL NO. (m)		

" " = mandatory entry; * = when this optional field is populated, it forces at least one of the conditional fields to become REQUIRED; (m) = for manual ordering only; (e) = for electronic ordering only

Note: ESSX® Service may not be partially migrated and remain in the same existing ESSX® system, please see description of ESSX® service.

EU — REQ TYP P / ACT P (ESSX®)		
Required	Conditional	Optional
PON (m)	VER (m)	EU-FLOOR (m)
AN (m) or ATN (m)	EAN (m) or EATN (m)	EU-ROOMR (m)
LOCNUM (m)	IWCON (m)	EU-BLDG (m)

- continued -

EU — REQ TYP P / ACT P (ESSX®)		
Required	Conditional	Optional
PG_OF_ (<i>m</i>)	IWCON-TEL NO. (<i>m</i>)	LCON-NAME (<i>m</i>)
SASN (<i>m</i>)		LCON-TEL NO. (<i>m</i>)
SANO (<i>m</i>) or SADLO (<i>m</i>)		ACC (<i>m</i>)
EU-NAME (<i>m</i>)		REMARKS (<i>m</i>)
EU-CITY (<i>m</i>)		SASF (<i>m</i>)
EU-STATE (<i>m</i>)		SASD (<i>m</i>)
EU-ZIP CODE (<i>m</i>)		SATH (<i>m</i>)
		SASS (<i>m</i>)
		WSOP (<i>m</i>)
		IWO* (<i>m</i>)

26.5.10 REQ TYP P / ACT Q

LSR — REQ TYP P / ACT Q (ESSX®)		
Required	Conditional	Optional
PON (<i>m</i>)	VER (<i>m</i>)	APPTIME-DDD (<i>m</i>)
PG_OF_ (<i>m</i>)	LOCQTY (<i>m</i>)	PROJECT (<i>m</i>)
AN (<i>m</i>) or ATN (<i>m</i>)	SUP (<i>m</i>)	DFDT (<i>m</i>)
SC ="LCSC" (<i>m</i>)	ALT-IMP CON-TEL NO. (<i>m</i>)	SPEC (<i>m</i>)
D/TSENT (<i>m</i>)		RPON (<i>m</i>)
DDD (<i>m</i>)		VTA (<i>m</i>)
REQ TYP="PB" (<i>m</i>)		HUNTING (see Hunting Section) (<i>m</i>)
ACT ="Q" (<i>m</i>)		REMARKS (<i>m</i>)
CC (<i>m</i>)		IMP CON-PAGER (<i>m</i>)

- continued -

- continued -

LSR — REQ TYP P / ACT Q (ESSX®)		
Required	Conditional	Optional
TOS (2nd character = "E") (m)		ALT-IMP CON* (m)
BAN1 (m)		ALT-IMP CON-PAGER (m)
INIT (m)		
INIT-TEL NO. (m)		
INIT-FAX NO. (m)		
IMP CON (m)		
IMP CON-TEL NO. (m)		

" " = mandatory entry; * = when this optional field is populated, it forces at least one of the conditional fields to become REQUIRED; (m) = for manual ordering only; (e) = for electronic ordering only

Note: ESSX® Service may not be partially migrated and remain in the same existing ESSX® system, please see description of ESSX® service.

EU — REQ TYP P / ACT Q (ESSX®)		
Required	Conditional	Optional
PON (m)	VER (m)	EU-FLOOR (m)
AN (m) or ATN (m)	EAN (m) or EATN (m)	EU-ROOM (m)
LOCNUM (m)	IWCON (m)	EU-BLDG (m)
PG_OF_ (m)	IWCON-TEL NO. (m)	LCON-NAME (m)
SASN (m)	DNUM (m)	LCON-TEL NO. (m)
SANO (m) or SADLO (m)	TC OPT (m)	ACC (m)
EU-NAME (m)	TC TO PRI (m)	REMARKS (m)
EU-CITY (m)	TC TO SEC (m)	SASF (m)
EU-STATE (m)	TCID (m)	SASD (m)

- continued -

- continued -

EU — REQ TYP P / ACT Q (ESSX®)		
Required	Conditional	Optional
EU-ZIP CODE (m)	TC NAME (m)	SATH (m)
	TC PER (m)	SASS (m)
	DQTY (m)	DISC NBR* (m)
		TC OPT* (m)
		WSOP (m)
		IWO* (m)

26.6 BellSouth® ESSX® Ordering Document

Note: ESSX® is a **Grandfathered** service and is not available to be ordered as new service, and may not be moved outside the existing serving central office.



ESSX® Ordering Document

Administrative Section					
(1) PON: _____	(2) VER: _____	(3) RSQTY: _____	(4) ORD: _____	(5) PG _____	OF _____
(6) ATN: _____	(7) AN: _____	(8) DDD _____	(9) SAN: _____		
Common Block Details					
(10) SWITCH TYPE: <input type="checkbox"/> DMS <input type="checkbox"/> EWSD <input type="checkbox"/> 5ESS <input type="checkbox"/> 1AESS <input type="checkbox"/> 2BESS <input type="checkbox"/> STROMBERG CARLSON®				(11) CTX Name: _____	
(12) New Number Quantity: _____					
(13) Existing Address: _____			CITY: _____ ST _____		
(14) New Service Address: _____			City: _____ ST _____		
(15) CBFA: _____	(16) CB FEATURE: _____	(17) CB FEATURE DETAIL: _____			
CBFA: _____	CB FEATURE: _____	CB FEATURE DETAIL: _____			
CBFA: _____	CB FEATURE: _____	CB FEATURE DETAIL: _____			
Station Line/Link Details					
(18) LOCNUM ACT: _____	(19) LOCNUM: _____	(20) LNUM: _____	(21) NPI: _____	(22) LNA: _____	
(23) TNS: _____	(24) TERS: _____	(25) OTN: _____			
(26) CLN: _____	(27) PIC _____	(28) LPIC _____			
(29) FPI _____	(30) CALL PICKUP QTY: _____	(31) Call Pick Up Group (CPG): _____			
(32) CPG Name: _____					
(33) CTX NAME: _____	(34) LTC: _____	(35) BA _____	(36) BLOCK: _____	(37) SGNL: _____	
(38) FA: _____	(39) FEATURE: _____	(40) FEATUE DETAIL: _____			
FA: _____	FEATURE: _____	FEATUE DETAIL: _____			
FA: _____	FEATURE: _____	FEATUE DETAIL: _____			
FA: _____	FEATURE: _____	FEATUE DETAIL: _____			
FA: _____	FEATURE: _____	FEATUE DETAIL: _____			
FA: _____	FEATURE: _____	FEATUE DETAIL: _____			
(41) JR: _____	(42) JK CODE: _____	(43) JK NUM: _____	(44) JK POS: _____	(45) IWJK: _____	(46) IWJQ: _____
(47) Remarks: _____					

Figure 31 BellSouth® ESSX® Ordering Form

The LSR and EU forms must accompany this form.

Table BB ESSX® Ordering Document Line-by-Line Instructions

Field	Field Definition & Usage Requirements
1. PON-Purchase Order Number	<p>1. Identifies the CLEC's unique purchase order number that authorizes the issuance of this request or supplement. Usage: This field is required.</p> <p>Note: 1: This field must be identical to the PON field on the LSR and EU form.</p> <p>Data Characteristics: Up to 16 alpha/numeric characters</p>
2. VER-Version Identification	<p>2. Identifies the CLEC's version number. Usage: This field is conditional.</p> <p>Note: 1: Required on a re-issuance (supplement) the CLEC must populate this field to uniquely distinguish this LSR from any other version.</p> <p>Note: 2: This field must be identical to the VER field on the LSR form.</p> <p>Note: 3: The CLEC must populate this field to indicate the PON is not the original.</p> <p>Data Characteristics: 2 numeric characters Valid Entries: 00-99 or blank</p>
3. RSQTY	<p>3. Identifies the quantity of Resale services (i.e. lines, circuits, trunks etc. involved in this service request). Usage: This field is required.</p> <p>Note: 1: Must be at least 3 numeric greater than zero.</p> <p>Data Characteristics: Up to 5 numeric characters</p> <p>Example: 185</p>
4. ORD-Order Number	<p>4. Identifies the providers order number for the service requested. Usage: This field is optional. Data Characteristics: Up to 20 alpha/numeric characters</p> <p>Example: C123456</p>

- continued -

Table BB ESSX® Ordering Document Line-by-Line Instructions (continued)

Field	Field Definition & Usage Requirements
5. PG OF	5. Identifies the page number and total number of pages contained in this request. Usage: This field is required. Data Characteristics: up to 6 numeric characters
6. ATN-Account Telephone Number	6. Identifies the main account number assigned to the end user account. (This is a dialable telephone number). Usage: This field is conditional. Note: 1: Required when the AN field is not populated. Note: 2: Prohibited when the AN is populated. Note: 3: If the main account number is to be changed on REQTYP PB ACT=C or T, this field will be the new account number. Note: 4: Telephone numbers for ESSX® must be reserved in the ESSX® common block. Telephone numbers for ESSX® may not be obtained from ATLAS. Note: 5: This field must be identical to the field on the LSR/EU forms. Data Characteristics: 12 numeric characters (including hyphens) Valid Entries: Account Telephone Number N= New account number requested. Example: 415 354-1234

- continued -

Table BB ESSX® Ordering Document Line-by-Line Instructions (continued)

Field	Field Definition & Usage Requirements
7. AN-Account Number	<p>7. Identifies the main account telephone number assigned to the end user account. (This is a non-dialable number.) Usage: This field is conditional.</p> <p>Note: 1: Required when the ATN is not populated.</p> <p>Note: 2: Prohibited when the ATN is populated.</p> <p>Note: 3: If the main account number is to be changed on REQTYP PB ACT =C or T this field will be the new account number.</p> <p>Note: 4: This field must be identical to the AN field on the LSR/EU form.</p> <p>Data Characteristics: 12 alpha/numeric characters (includes 2 hyphens) Valid Entries: Account number N= New AN requested</p> <p>Example: 415</p> <p>M23-1234</p>

- continued -

Table BB ESSX® Ordering Document Line-by-Line Instructions (continued)

Field	Field Definition & Usage Requirements
8. DDD-Desired Due Date	<p>8. Identifies the customers desired due date. On disconnect request this date represents the date billing is to stop on the involved service and can be no earlier than the date the request is received by the LCSC.</p> <p>Usage: This field is required.</p> <p>Note: 1: Must be greater than the D/TSENT field on the LSR.</p> <p>Note: 2: Must be a valid date.</p> <p>Note: 3: If the requested DDD is not available then the next available date is assigned and returned on the FOC.</p> <p>Note: 4: Due dates will not normally be appointed on Saturday, Sunday, or Holidays</p> <p>Note: 5: There may be times when due to work load and abnormal weather conditions in an area, such as a hurricane, flood, or other natural disaster, the due date returned will be longer than the standard intervals.</p> <p>Note: 6: This field must be identical to the DDD field on the LSR.</p> <p>Data Characteristics: 10 alpha/numeric characters</p> <p>Example: 03-01-1996</p>
9. SAN-Subscriber Authorization Number	<p>9. Identifies a number equivalent to the end user Purchase Order Number.</p> <p>Data Characteristics: Up to 30 alpha/numeric characters</p> <p>Example: 92324A9</p>
10. Switch Type	<p>10. Identifies the Central Office Switch type for the service being ordered.</p> <p>Usage: This field is required.</p> <p>Data Characteristics: 1 alpha character</p> <p>Valid Entries: Indicate with X by the appropriate switch type.</p>

- continued -

Table BB ESSX® Ordering Document Line-by-Line Instructions (continued)

Field	Field Definition & Usage Requirements
11. CTX Name-Centrex common Block name	<p>11. Identifies the unique common block name Usage: This field is conditional.</p> <p>Note: 1: This field is required when the CBFA field is indicated.</p> <p>Data Characteristics: Up to 20 alpha/numeric characters</p> <p>Example:</p> <p>CTX12345</p>
12. New Number Quantity	<p>12. Identifies the quantity of new numbers to be reserved to the existing ESSX® common block. Usage: This field is optional .</p> <p>Note: Note 1: Reserving the telephone number does not guarantee the telephone number. The telephone number is not guaranteed until installed and working.</p> <p>Data Characteristics: Up to 3 numeric characters Valid Entries: 1-999</p>
13. Existing Address (SA)	<p>13. Identifies the current existing serving address for the ESSX® system. Usage: This field is conditional.</p> <p>Note: 1: Required when the ACT field on the LSR=T.</p> <p>Note: 2: The address must be RSAG validated.</p> <p>Data Characteristics: Up to 251 alpha/numeric characters (including City and State)</p>

- continued -

Table BB ESSX® Ordering Document Line-by-Line Instructions (continued)

Field	Field Definition & Usage Requirements
14. New Service Address	<p>14. Identifies the new serving address for ESSX® system. Usage: This field is conditional.</p> <p>Note: 1: Required when the ACT field on the LSR=T.</p> <p>Note: 2: The address must be RSAG validated.</p> <p>Data Characteristics: Up to 251 alpha/numeric</p>
15. CBFA-Common Block Feature Activity.	<p>15. Identifies the activity type for the feature or package of features associated with the ESSX® common block. Usage: This field is optional. Data characteristics: 1 alpha character Valid Entries: N= Add/Install C= Change to feature detail D= Disconnect Rule 1: Use this field to indicate Common block activity (ie: add, delete, and change Network Access Registers (NAR).)</p>
16. CB Feature-Common Block Feature	<p>16. Identifies the type of feature or package of features for the ESSX® common block. Usage: This field is conditional .</p> <p>Note: 1: Required when the CBFA field is populated, otherwise prohibited.</p> <p>Data Characteristics: 6 alpha/numeric characters</p> <p>Note: Rule 1: Data indicated in this field must include a valid USOC and or FID.</p>
17. CB Feature Detail-Common Block Feature Detail	<p>17. Identifies additional information for the type of feature or package of features associated with the common block. Usage: This field is conditional.</p> <p>Note: 1: Required if the USOC indicated in the CB Feature field requires additional FIDs to provision the service.</p> <p>Data Characteristics: Up to 24 alpha/numeric characters</p>

- continued -

Table BB ESSX® Ordering Document Line-by-Line Instructions (continued)

Field	Field Definition & Usage Requirements
18. LOCNUM ACT-Location number activity	<p>18. Identifies the type of activity for this Location Number. Usage: This field is conditional.</p> <p>Note: 1: Required when the ACT field on the LSR form is not "W" and the LNA field is populated.</p> <p>Data Characteristics: 1 alpha character Valid Entries: N=Add/Install E=Existing D= Disconnect</p> <p>Note: Rule: If moving a location 2 forms are required (entry to disconnect and entry to install).</p>
19. LOCNUM-Location Number	<p>19. Identifies the service location for the service requested. Usage: This field is conditional.</p> <p>Note: 1. Required when the LOCNUM ACT field is indicated.</p> <p>2: The first location (SA) must be 001, and greater than 001 at each secondary location (SLA).</p> <p>3: This field is used to indicate service terminating at one or more locations for the same ATN (i.e. SLA) .</p> <p>4: If the LOCNUM is existing it must match the SLA records on the customer service records (CSR) (i.e. SLA 2=LOCNUM 002).</p> <p>5: LOCNUM must be unique per ATN.</p> <p>6: The LOCNUM must match the LOCNUM field on the EU form.</p> <p>Data Characteristics: 3 numeric characters</p>

- continued -

Table BB ESSX® Ordering Document Line-by-Line Instructions (continued)

Field	Field Definition & Usage Requirements
20. LNUM-Line Number	<p>20. Identifies the line or trunk as a unique number and each additional occurrence as a unique number. Usage: This field is conditional.</p> <p>Note: 1:Required when the LNA field is indicated.</p> <p>Note: 2: The LNUM is customer assigned.</p> <p>Note: 3 : Once the LNUM is generated it cannot be changed and is retained through completion of the request.</p> <p>Note: 4: The values are to be assigned consecutively and must be unique throughout the request at the LOCNUM level.</p> <p>Data Characteristics: 5 numeric numbers</p> <p>Note: Rule 1: Additional forms required for each LNUM.</p>
21. NPI-Number Portability Indicator	<p>21. Identifies the status of the telephone number being ported. Usage: This field is optional. Data Characteristics: 1 alpha character Valid Entries: C= Port In Working TN</p>

- continued -

Table BB ESSX® Ordering Document Line-by-Line Instructions (continued)

Field	Field Definition & Usage Requirements
22. LNA- Line Activity	<p>22. Identifies the activity involved at the line level. Usage: This field is conditional.</p> <p>Note: 1: Required when any line activity is involved.</p> <p>2: When REQTYP is PB and ACT = P or Q, LNA = "W" is <i>prohibited</i>.</p> <p>Data Characteristics: 1 alpha character Valid Entries:</p> <ul style="list-style-type: none"> • N= New Installation • C= Change an existing account (e.g. rearrangement partial disconnect, or addition). • D= Disconnection • R= Record Activity if for ordering administrative changes • V= Conversion as specified • W= Conversion As Is • T= Outside Move • X= Telephone Number Change • P= PIC Change
23:TNS-Telephone Number	<p>23. Identifies the telephone number for this request. Usage: This field is conditional.</p> <p>Note: 1: Required when the LNA field is populated.</p> <p>Note: 2: When the LNA field is "X" the entry in this field indicates the new telephone number, or request for a new number. The out Telephone number is shown in the OTN field.</p> <p>Data Characteristics: 17 alpha/numeric characters Valid Entries: N= New Telephone Number Telephone Number</p>

- continued -

Table BB ESSX® Ordering Document Line-by-Line Instructions (continued)

Field	Field Definition & Usage Requirements
24. TERS-Terminal Numbers	<p>24. Identifies the number for a non-lead line in a multiline hunt group associated with the TNS field for this request. Usage: This field is optional.</p> <p>Note: 1: A pilot (Lead) telephone number in the TNS field must accompany this field.</p> <p>Note: Note 2: The first position is reserved for a terminal number indicator.</p> <p>Data Characteristics: 17 alpha/numeric characters Valid Entries: N= New Terminal number requested Terminal number(s) Example: TER 1</p>
25. OTN- Out Telephone Number	<p>25. Identifies the existing telephone number that is being changed. Usage: This field is conditional. Note 1: Required when the LNA field is "X" otherwise prohibited. Data Characteristics: 12 alpha/numeric characters</p>
26. CLN-Calling Line Name	<p>26. Identifies the name associated with the ESSX® line for optional display with the ESSX® station to station intercom dialing. Usage: This field is optional Data Characteristics: Up to 25 alpha/numeric characters</p> <p>Note: Rule 1: When this field is indicated the Calling Name Feature USOC must be indicated in the Feature/Feature Detail field on this form.</p>

- continued -

Table BB ESSX® Ordering Document Line-by-Line Instructions (continued)

Field	Field Definition & Usage Requirements
27. PIC-InterLATA Presubscription Indicator Code	27. Identifies the presubscription indicator code (PIC) for the carrier the customer has selected for InterLATA traffic. Usage: This field is conditional. Note: 1: Required when the LNA field is "N", "P", or "Q". Data Characteristics: 4 alpha/numeric characters Valid Entries: <ul style="list-style-type: none"> • Valid PIC Code • NONE= Customer does not wish to presubscribe • N/A= Not Applicable • NC= No change • UNDC= Undecided
28. LPIC-IntraLATA Presubscription Code	28. Identifies the presubscription indicator code (PIC) for the carrier the customer has selected for Intra LATA traffic. Usage: This field is conditional. Note: 1: Required when the LNA field is "N", "P", or "Q". Data Characteristics: 4 alpha/numeric characters Valid Entries: <ul style="list-style-type: none"> • Valid PIC Code • NONE= Customer does not wish to presubscribe • N/A= Not Applicable • NC= No change • UNDC= Undecided

- continued -

Table BB ESSX® Ordering Document Line-by-Line Instructions (continued)

Field	Field Definition & Usage Requirements
29. FPI-Freeze PIC Indicator	29. Indicates the customer's requested freeze option for the PIC or LPIC. Usage: This field is optional. Data Characteristics: 1 alpha character Valid Entries: <ul style="list-style-type: none"> • E= Freeze LSP's InterLATA PIC • A= Freeze LSP's IntraLATA PIC • B= Freeze LSP's Inter & IntraLATA PIC • J= Freeze LSP End User Customer's InterLATA PIC • K= Freeze LSP End User Customer's InterLATA PIC • L= Freeze LSP End User Customer's Inter & IntraLATA PICs • R= Remove InterLATA freeze • S= Remove IntraLATA Freeze • T= Remove Inter & IntraLATA freezes
30. Call Pick Up QTY	30. Identifies the number of call pick up groups requested by the customer. Usage: This field is conditional. Note: 1: Required when the Call Pick Up group CPG field is indicated, otherwise prohibited. Data Characteristics: Up to 3 numeric characters
31. Call Pick Up Group	31. Indicates that call pick up feature is being requested. Usage: This field is optional. Data Characteristics: 1 alpha Valid Entries: N= New Call Pick Up group requested. E= Existing

- continued -

Table BB ESSX® Ordering Document Line-by-Line Instructions (continued)

Field	Field Definition & Usage Requirements
32: CPG-Name- Call Pick Up Group Name	<p>32. Identifies the unique call pick up group number. Usage: This field is conditional.</p> <p>Note: 1: Required when the Call Pick Up Group field is indicated.</p> <p>Note: 2: When valid entry of "N" is indicated in the Call Pick Up Group field, all telephone numbers for this CPG should be entered in this field.</p> <p>Data Characteristics: Up to 50 alpha/numeric characters Valid Entries: CPG Number Telephone Numbers</p> <p>Example: CPG 101 404 555-1212, 404 555-1214, 404 555-1216</p>
33. CTX Name	<p>33. Identifies the unique Centrex Name. Usage: This field is conditional.</p> <p>Note: 1: Required when the LNA field is indicated.</p> <p>Data Characteristics: Up to 20 alpha/numeric characters</p> <p>Example: CTX12345:0</p>

- continued -

Table BB ESSX® Ordering Document Line-by-Line Instructions (continued)

Field	Field Definition & Usage Requirements
34. LTC-Line Treatment Code	<p>34. Identifies the unique treatment profile code required for this line. Usage: This field is conditional.</p> <p>Note: 1: Required when the LNA field is populated, otherwise optional.</p> <p>Note: 2: This field is used to indicate NCOS/CAT code at the line level.</p> <p>Note: 3: The NCOS/CAT code must be valid for the BellSouth® Centrex® system. If incorrect NCOS/CAT code submitted may result in clarification on/or after the requested due date.</p> <p>Data Characteristics: Up to 2 numeric characters</p>
35. BA-Blocking Activity	<p>35. Indicates the activity for the blocking calls at the line level. Usage: This field is conditional.</p> <p>Note: 1: Required when the Block field is indicated, otherwise prohibited.</p> <p>Data Characteristics: 1 alpha character Valid Entries:</p> <ul style="list-style-type: none"> • A= Add • D= Delete • N= No Change • Z= Remove all blocking

- continued -

Table BB ESSX® Ordering Document Line-by-Line Instructions (continued)

Field	Field Definition & Usage Requirements
36. Block-Block Restrictions	<p>36. Identifies the type of blocking on the telephone number at the line level. Usage: This field is optional.</p> <p>Note: 1: Block restrictions are not guaranteed</p> <p>Note: 2: Only one (1) option per station line/link may be selected.</p> <p>Data Characteristics: 1 alpha character Valid Entries:</p> <ul style="list-style-type: none"> • A= No collect and third party • B= No third party • C= No Collect Call
37. SGNL-Signaling	<p>37. Identifies the type of signaling requested. Usage: This field is optional.</p> <p>Note: 1: Default is Loop Start (LS)</p> <p>Data characteristics: 2 alpha characters Valid Entries: LS= Loop Start GS= Ground Start</p>
38. FA-Feature Activity	<p>38. Identifies the activity type for the line feature Usage: This field is optional Data Characteristics: 1 alpha character Valid Entries:</p> <ul style="list-style-type: none"> • N= Add/Install • C= Change to feature detail • D= Disconnect • G= Conversion to new LSP as specified • V= Conversion to new LSP as specified • W= Conversion as is

- continued -

Table BB ESSX® Ordering Document Line-by-Line Instructions (continued)

Field	Field Definition & Usage Requirements
39. Feature-Feature Codes	<p>39. Identifies the type of feature associated with the line. Usage: This field is conditional.</p> <p>Note: 1: Required when the FA field is populated, otherwise prohibited.</p> <p>Note: 2: Codes for feature identification must include USOCs and/or FIDs associated with provisioning the Line.</p> <p>Data characteristics: 6 alpha/numeric characters</p>
40. Feature Detail	<p>40. Identifies additional information for the type of feature associated with the line. Usage: This field is optional . Data Characteristics: 24 alpha/numeric characters</p>
41. JR-Jack Request	<p>41. Identifies a request for a new jack. Usage: This field is optional Data Characteristics: 1 alpha character Valid Entries: Y= Yes</p>
42. JK Code-Jack Code	<p>42. Indicates the standard code for the particular registered or non-registered jack used to terminate the service. Usage: This field is conditional</p> <p>Note: 1. Required when the JR field is populated, otherwise prohibited.</p> <p>2. Familiarization with the FCC's registration rules is requisite for all parties involved for the determination of the proper jack code for a given registered service. Registered jacks used to terminate category 1 and 3 services begin with the designation "RJ".</p> <p>Data Characteristics: 5 alpha/numeric characters</p> <p>Example: RJ21X</p>

- continued -

Table BB ESSX® Ordering Document Line-by-Line Instructions (continued)

Field	Field Definition & Usage Requirements
43. JK NUM-Jack Number	<p>43. Identifies the number of the jack used on end user connections. Usage: This field is conditional.</p> <p>Note: 1: Required when the JK Code field is populated, otherwise optional.</p> <p>Note: 2: When the jack identification is unknown enter 99 in this field.</p> <p>Data Characteristics: 2 alpha/numeric characters</p>
44. JK POS-Jack Position	<p>.Identifies the position in the jack that a particular service will occupy. Usage: This field is conditional.</p> <p>Note: 1: Required when the JK CODE field is populated, otherwise optional.</p> <p>Note: 2: When jack position is unknown enter 99 in this field to specify next available position.</p>

- continued -

Table BB ESSX® Ordering Document Line-by-Line Instructions (continued)

Field	Field Definition & Usage Requirements
45. IWJK- Inside Wire Jack Code	<p>45. Indicates the standard code for the type of jack requested for inside wiring. Usage: This field is conditional.</p> <p>Note: 1: Required when the IWJQ field is populated, otherwise prohibited.</p> <p>Note: 2: Familiarization with the FCC's registration rules is requisite for all parties involved for the determination of the proper jack code for a given registered service. Registered Jacks used to terminate category 1 and 3 services begin with the designation "RJ".</p> <p>Note: 3: When this field is indicated the De-tariffed Inside wiring USOC must also be indicated in the Feature Field.</p> <p>Data Characteristics: 5 alpha/numeric characters Example: RJ11C</p>
46. IWJQ-Inside Wire Jack Quantity	<p>46. Indicates the number of jacks requested for inside wiring. Usage: This field is optional. Data Characteristics: 2 numeric characters Valid Entries: 01-99</p>
47. Remarks	<p>47. Use this field to indicate remarks specific to this order. Usage: This field is optional. Data characteristics:</p>

27. MultiServ® / MultiServ PLUS®

27.1 Description

MultiServ® Service and MultiServ PLUS® service are furnished from Analog or Digital Central Office equipment located on BellSouth Company premises and associated facilities so arranged as to provide the following basic service features:

Direct Inward Dialing

Intercom Calling

Identified Outward Dialing

Common Recorded Announcement

Basic Station Line Hunting

MultiServ® Service

MultiServ PLUS® Service

System Components

Minimum size of MultiServ® and MultiServ PLUS® Systems:

- Each MultiServ® service system must consist of a minimum of two (2) main station lines.
- Each MultiServ PLUS® system must consist of a minimum of ten (10) main station lines and at least one (1) Network Access Register (NAR).

Feature Group Per Link:

1. Main station links will not be provided without feature groups.
2. Each main station line will be comprised of a station link (or equivalent) and a feature group.

27.2 Ordering Information

The following chart details which forms are required, conditional, or optional for ordering this product. All forms should be populated as usual except where denoted otherwise in the Critical/Valid Entry Tables per Form section.

	Forms											
REQTYP / SERVICE TYPE	SI	LSR	Hunting	EU	DL	DSCR	RS	DRS	PS	NP	LS	LSNP
P - Resale Service MultiServ® / MultiServ PLUS®		R	O*	R	C#	C##						

* Hunting is optional only when ACT is C, T, V, P or Q, otherwise Hunting is prohibited.

= DL note: REQTYP P (MultiServ®/MultiServ PLUS®) required when ACT =N or T.

= DSCR note: Required when a listing is a:

- Caption
- Degree Of Indent
- Irregular Placement

	MultiServ / MultiServ PLUS Ordering Document**	Electronic Business Set P-Phone Form***	Customer Control Initialization Form****
P - Resale Service MultiServ® / MultiServ PLUS®	C**	C***	C****

R = Required C = Conditional O = optional

27.2.1 Completing the LSR and EU Forms

The Required, Conditional, and Optional (R/C/O) fields on the LSR and EU forms will be given for every valid REQTYP / ACT combination for this product.

Note: " X " denotes valid account level activities. A blank entry indicates a non-valid account level activity.

** MultiServ® / MultiServ PLUS® ordering document is required when the ACT is N, T, C, V, S, P, or Q and the Electronic Business Set P-Phone is not submitted.

*** Electronic Business Set P-Phone form is used when the ACT is N, C, T, V, S, P, or Q and the request is for an Electronic Business P-Phone Line. Please refer to the BellSouth P-Phone chapter to obtain the Electronic Business Set Key Sheets and Additional Module form. **Please refer to the BellSouth P-Phone chapter to obtain the Electronic Business Set Key Sheets and Additional Module form.**

**** Customer Control Initialization Form is required on MultiServ® / MultiServ PLUS® when the has customer control, and the ACT = V or W.

The following chart shows all of the valid account level activities for BellSouth Multiserv® / Multiserv PLUS®.

REQTYP	ACTIVITY TYPE (ACCOUNT LEVEL)												
	N*	C	D	T**	R	V	S	B	W	L	Y**	P***	Q***
P - Resale Service MultiServ® / MultiServ PLUS®	X	X	X	X		X	X	X	X	X		X	X

Note: " X " denotes valid account level activities. A blank entry indicates a non-valid account level activity.

* Request for new system ACT = N must be submitted to the Account Team.

** Request for moves of service ACT = T must be submitted to the Account Team, when the new address will be served from a different central office.

** Denial of service is done on ACT = D which will result in a complete disconnect of the system **or** denial of service at end user level may be accomplished simply by disconnecting the individual line.

*** When a CLEC submits a request for initial and subsequent Partial Migration ACT = P, Q on MultiServ® / MultiServ PLUS® service, the Station Lines/Links being migrated must change, the CLEC may not share a MultiServ® account with another service provider. The CLEC may choose to partially migrate to one of the following options:

- The CLEC may request a new MultiServ® / MultiServ PLUS® (request must be submitted to the Account Team).
- The CLEC may request to partial migrate the station lines/links to an existing MultiServ® / MultiServ PLUS® system provided the lines will migrate to a MultiServ® / MultiServ PLUS® system that is already billed to the CLEC.
- The CLEC may request to partial migrate the station lines/links and change to a different type of service (e.g. the station links may change to 1FB).

Account level activities (ACT) apply to the entire account. The ACTs are defined below:

N = New installation and/or account

C = Change an existing account (e.g., Rearrangement, Partial disconnect or addition)

D = Disconnection

T = Outside move of end user location

R = Record activity is for ordering administrative changes

V = Full Conversion of service **as specified** to new Local Service Provider (LSP)

S = Seasonal partial suspend or restore partial account

B = Restore **full** account or restore denied account
W = Full Conversion of service **as is**

L = Seasonal suspension **full** account
P = Conversion of service **as specified**: Partial Migration - Initial
Q = Conversion of service **as specified**: Partial Migration - Subsequent

27.3 Completing the MultiServ® / MultiServ PLUS® Ordering form

The MultiServ® / MultiServ PLUS® form may or may not be required depending on the account level activity. Each account level activity has valid line level activities (LNAs). These LNAs determine how, or if, the MultiServ® / MultiServ PLUS® Ordering form should be populated.

Line level activities (LNA) apply to the specified line only. The LNAs are defined below:

N = New Installation (e.g., new line or additional line)
C = Change or Modification to an Existing Line
D = Disconnection
X = Telephone Number Change
V = Conversion or Migration to new LSP **as specified**

W = Conversion or Migration **as is**
P = PIC Change
L = Seasonal Suspend
B = Restore

The following chart gives the valid LNAs for each account level activity (ACT) and the associated MultiServ® / MultiServ PLUS® form usage.

If ACT is:	Then LNA is:	And MultiServ® / MultiServ PLUS® Ordering form is:
N	N	Required (Submitted to Account Team.)
C	N, C, D, X or P	Required
D	Prohibited	Not Required
T	N	Required
V	N, D, X, V, W or P	Required
S	L or B	Required
B	Prohibited	Not Required
W	Prohibited	Not Required

- continued -

- continued -

If ACT is:	Then LNA is:	And MultiServ® / MultiServ PLUS® Ordering form is:
L	Prohibited	Not Required
P	N, D, X, V, W or P	Conditional (This situation would only apply if the customer were migrating an MultiServ®/MultiServ PLUS® line to another MultiServ® / MultiServ PLUS® Account.)
Q	N, D, X, V, W or P	Conditional (This situation would only apply if the customer were migrating an MultiServ® / MultiServ PLUS® line to another MultiServ®/MultiServ PLUS® Account.)

27.4 Completing the DL and DSCR Forms/Screens

If directory listings are required, please refer to REQ TYP J for more information on completing the DL and DSCR forms/screens.

27.5 REQ TYP / ACT Combinations for REQ TYP P: BellSouth MultiServ® / MultiServ PLUS®

The following charts show the Required, Conditional and Optional (R/C/O) fields on the LSR and EU forms for the valid REQ TYP/ACT combinations. All unmentioned fields are either invalid, not applicable or prohibited. Populating any other fields may result in a clarification of the service request.

- Mandatory entries are indicated by quotation marks ("xxx").
- Optional fields marked with an asterisk (*) force at least one of the conditional fields to become required when populated.
- Fields used only for manual orders are followed by (m).
- Fields used only for electronic orders are followed by (e).

See the **Data Element Dictionary** Section for additional information on each of the fields listed below.

27.5.1 REQ TYP P / ACT N

LSR — REQ TYP P / ACT N (MultiServ® / MultiServ PLUS®)		
Required	Conditional	Optional
PON (m)	VER (m)	PROJECT (m)
PG_OF_ (m)	LOCQTY (m)	ALBR (m)

- continued -

LSR — REQ TYP P / ACT N (MultiServ® / MultiServ PLUS®)		
Required	Conditional	Optional
AN (m) or ATN (m)	SUP (m)	SPEC (m)
SC ="LCSC" (m)	ALT-IMP CON-TEL NO. (m)	RPON (m)
D/TSENT (m)		RORD (m)
DDD (m)		VTA (m)
REQ TYP ="PB" (m)		REMARKS (m)
ACT ="N" (m)		IMP CON-PAGER (m)
CC (m)		ALT-IMP CON* (m)
TOS (2nd character = "E") (m)		ALT-IMP CON-PAGER (m)
BAN1 (m)		
INIT (m)		
INIT-TEL NO. (m)		
INIT-FAX NO. (m)		
IMP CON (m)		
IMP CON-TEL NO. (m)		

" " = mandatory entry; * = when this optional field is populated, it forces at least one of the conditional fields to become REQUIRED; (m) = for manual ordering only; (e) = for electronic ordering only

EU — REQ TYP P / ACT N (MultiServ® / MultiServ PLUS®)		
Required	Conditional	Optional
PON (m)	VER (m)	EU-FLOOR (m)
AN (m) or ATN (m)	IWCON (m)	EU-ROOM (m)
PG_OF_ (m)	IWCON-TEL NO. (m)	EU-BLDG (m)
LOCNUM (m)		LCON-NAME (m)

- continued -

- continued -

EU — REQ TYP P / ACT N (MultiServ® / MultiServ PLUS®)		
Required	Conditional	Optional
SANO (m) or SADLO (m)		LCON-TEL NO (m)
SASN (m)		ACC (m)
EU-NAME (m)		SASF (m)
EU-CITY (m)		SASD (m)
EU-STATE (m)		SATH (m)
EU-ZIP CODE (m)		SASS (m)
		WSOP (m)
		IWO* (m)
		REMARKS (m)

" " = mandatory entry; * = when this optional field is populated, it forces at least one of the conditional fields to become REQUIRED; (m) = for manual ordering only; (e) = for electronic ordering only

27.5.2 REQ TYP P / ACT C

LSR — REQ TYP P / ACT C (MultiServ® / MultiServ PLUS®)		
Required	Conditional	Optional
PON (m)	VER (m)	APPTIME-DDD (m)
PG_OF_ (m)	LOCQTY (m)	PROJECT (m)
AN (m) or ATN(m)	SUP (m)	ALBR (m)
SC ="LCSC" (m)	ALT-IMP CON-TEL NO. (m)	SPEC (m)
D/TSENT (m)		RPON (m)
DDD (m)		RORD (m)
REQ TYP="PB" (m)		VTA (m)
ACT ="C" (m)		HUNTING (see hunting section) (m)
CC (m)		REMARKS (m)

- continued -

- continued -

LSR — REQ TYP P / ACT C (MultiServ® / MultiServ PLUS®)		
Required	Conditional	Optional
TOS (2nd character = "E") (m)		IMPCON-PAGER (m)
BAN1 (m)		ALT-IMPCON* (m)
INIT (m)		ALT-IMPCON-PAGER (m)
INIT-TEL NO. (m)		DFDT (m)
INIT-FAX NO. (m)		
IMPCON (m)		
IMPCON-TEL NO. (m)		

" " = mandatory entry; * = when this optional field is populated, it forces at least one of the conditional fields to become REQUIRED; (m) = for manual ordering only; (e) = for electronic ordering only

EU — REQ TYP P / ACT C (MultiServ® / MultiServ PLUS®)		
Required	Conditional	Optional
PON (m)	VER (m)	EU-FLOOR (m)
AN (m) or ATN (m)	DNUM (m)	EU-ROOM (m)
PG_OF_ (m)	TC TO PRI (m)	EU-BLDG (m)
LOCNUM (m)	TC TO SEC (m)	LCON-NAME (m)
SASN (m)	TC NAME (m)	LCON-TEL NO. (m)
SANO (m) or SADLO (m)	TC PER (m)	ACC (m)
EU-NAME (m)	DQTY (m)	DISC NBR* (m)
EU-CITY (m)	IWCON (m)	TC OPT* (m)
EU-STATE (m)	IWCON-TEL NO. (m)	SASF (m)
EU-ZIP CODE (m)		SASD (m)
		SATH (m)

- continued -

- continued -

EU — REQ TYP P / ACT C (MultiServ® / MultiServ PLUS®)		
Required	Conditional	Optional
		SASS (m)
		WSOP (m)
		IWO* (m)
		REMARKS (m)

" " = mandatory entry; * = when this optional field is populated, it forces at least one of the conditional fields to become REQUIRED; (m) = for manual ordering only; (e) = for electronic ordering only

27.5.3 REQ TYP P / ACT D

LSR — REQ TYP P / ACT D (MultiServ® / MultiServ PLUS®)		
Required	Conditional	Optional
PON (m)	VER (m)	DFDT (m)
PG_OF_ (m)	LOCQTY (m)	RPON (m)
AN (m) or ATN (m)	SUP (m)	VTA (m)
SC ="LCSC" (m)	IMPCON-TEL NO. (m)	REMARKS (m)
D/TSENT (m)	ALT-IMPCON-TEL NO. (m)	IMPCON* (m)
DDD (m)		IMPCON-PAGER (m)
REQ TYP="PB" (m)		ALT-IMPCON* (m)
ACT ="D" (m)		ALT-IMPCON -PAGER (m)
CC (m)		
TOS (2nd character = "E") (m)		
BAN1 (m)		
INIT (m)		

- continued -

- continued -

LSR — REQ TYP P / ACT D (MultiServ® / MultiServ PLUS®)		
Required	Conditional	Optional
INIT-TEL NO. (<i>m</i>)		
INIT-FAX NO. (<i>m</i>)		

" " = mandatory entry; * = when this optional field is populated, it forces at least one of the conditional fields to become REQUIRED; (*m*) = for manual ordering only; (*e*) = for electronic ordering only

EU — REQ TYP P / ACT D (MultiServ® / MultiServ PLUS®)		
Required	Conditional	Optional
PON (<i>m</i>)	VER (<i>m</i>)	EU-FLOOR (<i>m</i>)
AN (<i>m</i>) or ATN (<i>m</i>)	DQTY (<i>m</i>)	EU-ROOM (<i>m</i>)
PG_OF_ (<i>m</i>)	FB-BILLNM (<i>m</i>)	EU-BLDG (<i>m</i>)
SASN (<i>m</i>)	FB-STREET (<i>m</i>)	LCON-NAME (<i>m</i>)
SANO (<i>m</i>) or SADLO (<i>m</i>)	FB-CITY (<i>m</i>)	LCON-TEL NO. (<i>m</i>)
EU-NAME (<i>m</i>)	FB-STATE (<i>m</i>)	ACC (<i>m</i>)
EU-CITY (<i>m</i>)	FB-ZIP CODE (<i>m</i>)	FBI* (<i>m</i>)
EU-STATE (<i>m</i>)	DNUM (<i>m</i>)	FB-FLOOR (<i>m</i>)
EU-ZIP CODE (<i>m</i>)	TC TO PRI (<i>m</i>)	FB-ROOM (<i>m</i>)
	TC TO SEC (<i>m</i>)	DISC NBR* (<i>m</i>)
	TCID (<i>m</i>)	TC OPT* (<i>m</i>)
	TC NAME (<i>m</i>)	REMARKS (<i>m</i>)
	TC PER (<i>m</i>)	SASF (<i>m</i>)
		SASD (<i>m</i>)
		SATH (<i>m</i>)
		SASS (<i>m</i>)

" " = mandatory entry; * = when this optional field is populated, it forces at least one of the conditional fields to become REQUIRED; (*m*) = for manual ordering only; (*e*) = for electronic ordering only

27.5.4 REQ TYP P / ACT T

LSR — REQ TYP P / ACT T (MultiServ® / MultiServ PLUS®)		
Required	Conditional	Optional
PON (m)	VER (m)	APPTIME-DDD (m)
PG_OF_ (m)	LOCQTY (m)	PROJECT (m)
AN (m) or ATN(m)	SUP (m)	DFDT (m)
SC ="LCSC"(m)	ALT-IMP CON-TEL NO. (m)	SPEC (m)
D/TSENT (m)		RPON (m)
DDD (m)		RORD (m)
REQ TYP="PB" (m)		VTA (m)
ACT ="T" (m)		HUNTING (see hunting section) (m)
CC (m)		REMARKS (m)
TOS (2nd character = "E") (m)		IMP CON-PAGER (m)
BAN1 (m)		ALT-IMP CON* (m)
INIT (m)		ALT-IMP CON- PAGER (m)
INIT-TEL NO. (m)		ALBR (m)
INIT-FAX NO. (m)		
IMP CON (m)		
IMP CON-TEL NO. (m)		

" " = mandatory entry; * = when this optional field is populated, it forces at least one of the conditional fields to become REQUIRED; (m) = for manual ordering only; (e) = for electronic ordering only

EU — REQ TYP P / ACT T (MultiServ® / MultiServ PLUS®)		
Required	Conditional	Optional
PON (m)	VER (m)	EU-FLOOR (m)
AN (m) or ATN (m)	DQTY (m)	EU-ROOM (m)

- continued -

EU — REQ TYP P / ACT T (MultiServ® / MultiServ PLUS®)		
Required	Conditional	Optional
PG_OF_ (<i>m</i>)	DNUM (<i>m</i>)	EU-BLDG (<i>m</i>)
LOCNUM (<i>m</i>)	TC TO PRI (<i>m</i>)	LCON-NAME (<i>m</i>)
SASN (<i>m</i>)	TC TO SEC (<i>m</i>)	LCON-TEL NO. (<i>m</i>)
SANO (<i>m</i>) or SADLO (<i>m</i>)	TC NAME (<i>m</i>)	ACC (<i>m</i>)
EU-NAME (<i>m</i>)	TCID (<i>m</i>)	TC OPT* (<i>m</i>)
EU-CITY (<i>m</i>)	TC PER (<i>m</i>)	DISC NBR* (<i>m</i>)
EU-STATE (<i>m</i>)	IWCON (<i>m</i>)	REMARKS (<i>m</i>)
EU-ZIP CODE (<i>m</i>)	IWCON-TEL NO. (<i>m</i>)	SASF (<i>m</i>)
		SASD (<i>m</i>)
		SATH (<i>m</i>)
		SASS (<i>m</i>)
		WSOP (<i>m</i>)
		IWO* (<i>m</i>)

" " = mandatory entry; * = when this optional field is populated, it forces at least one of the conditional fields to become REQUIRED; (*m*) = for manual ordering only; (*e*) = for electronic ordering only

27.5.5 REQ TYP P / ACT V

LSR — REQ TYP P / ACT V (MultiServ® / MultiServ PLUS®)		
Required	Conditional	Optional
PON (<i>m</i>)	VER (<i>m</i>)	APPTIME-DDD (<i>m</i>)
PG_OF_ (<i>m</i>)	LOCQTY (<i>m</i>)	PROJECT (<i>m</i>)
AN (<i>m</i>) or ATN (<i>m</i>)	SUP (<i>m</i>)	DFDT (<i>m</i>)
SC ="LCSC" (<i>m</i>)	ALT-IMP CON-TEL NO. (<i>m</i>)	SPEC (<i>m</i>)

- continued -

- continued -

LSR — REQ TYP P / ACT V (MultiServ® / MultiServ PLUS®)		
Required	Conditional	Optional
D/TSENT (m)		RPON (m)
DDD (m)		RORD (m)
REQ TYP="PB" (m)		VTA (m)
ACT="V" (m)		HUNTING (see Hunting Section) (m)
CC (m)		REMARKS (m)
TOS (2nd character = "E") (m)		IMPCON-PAGER (m)
BAN1 (m)		ALT-IMPCON* (m)
INIT (m)		ALT-IMPCON-PAGER (m)
INIT-TEL NO. (m)		
INIT-FAX NO. (m)		
IMPCON (m)		
IMPCON-TEL NO. (m)		

" " = mandatory entry; * = when this optional field is populated, it forces at least one of the conditional fields to become REQUIRED; (m) = for manual ordering only; (e) = for electronic ordering only

EU — REQ TYP P / ACT V (MultiServ® / MultiServ PLUS®)		
Required	Conditional	Optional
PON (m)	VER (m)	EU-FLOOR (m)
AN (m) or ATN (m)	DQTY (m)	EU-ROOM (m)
PG_OF_(m)	EAN (m) or EATN (m)	EU-BLDG (m)
SASN (m)	FB-BILLNM (m)	LCON-NAME (m)

- continued -

- continued -

EU — REQ TYP P / ACT V (MultiServ® / MultiServ PLUS®)		
Required	Conditional	Optional
SANO (m) or SADLO (m)	FB-STREET(m)	LCON-TEL NO. (m)
EU-NAME (m)	FB-CITY(m)	EUMI (m)
EU-CITY (m)	FB-STATE (m)	ACC (m)
EU-STATE (m)	FB-ZIP CODE (m)	FBI* (m)
EU-ZIP CODE (m)	FB-BILLCON-TEL NO. (m)	FB-FLOOR (m)
ERL (m)	DNUM(m)	FB-ROOM (m)
LOCNUM (m)	TC TO PRI (m)	DISC NBR* (m)
	TC TO SEC (m)	TC OPT* (m)
	TCID (m)	SASF (m)
	TC NAME (m)	SASD (m)
	TC PER (m)	SATH (m)
	IWCON (m)	SASS (m)
	IWCON-TEL NO. (m)	WSOP (m)
		IWO* (m)
		REMARKS (m)

" " = mandatory entry; * = when this optional field is populated, it forces at least one of the conditional fields to become REQUIRED; (m) = for manual ordering only; (e) = for electronic ordering only

27.5.6 REQ TYP P / ACT S

LSR — REQ TYP P / ACT S (MultiServ® / MultiServ PLUS®)		
Required	Conditional	Optional
PON (m)	VER (m)	RPON (m)
PG_OF_ (m)	LOCQTY (m)	REMARKS (m)
AN (m) or ATN (m)	SUP (m)	

- continued -

- continued -

LSR — REQ TYP P / ACT S (MultiServ® / MultiServ PLUS®)		
Required	Conditional	Optional
SC ="LCSC" (<i>m</i>)		
D/TSENT (<i>m</i>)		
DDD (<i>m</i>)		
REQ TYP ="PB" (<i>m</i>)		
ACT ="S" (<i>m</i>)		
CC (<i>m</i>)		
TOS (2nd character = "E") (<i>m</i>)		
BAN1 (<i>m</i>)		
INIT (<i>m</i>)		
INIT-TEL NO. (<i>m</i>)		
INIT-FAX NO. (<i>m</i>)		

" " = mandatory entry; * = when this optional field is populated, it forces at least one of the conditional fields to become REQUIRED; (*m*) = for manual ordering only; (*e*) = for electronic ordering only

EU — REQ TYP P / ACT S (MultiServ® / MultiServ PLUS®)		
Required	Conditional	Optional
PON (<i>m</i>)	VER (<i>m</i>)	EU-FLOOR (<i>m</i>)
AN (<i>m</i>) or ATN (<i>m</i>)		EU-ROOM (<i>m</i>)
PG_OF_ (<i>m</i>)		EU-BLDG (<i>m</i>)
LOCNUM (<i>m</i>)		LCON-NAME (<i>m</i>)
SASN (<i>m</i>)		LCON-TEL NO. (<i>m</i>)
SANO (<i>m</i>) or SADLO (<i>m</i>)		ACC (<i>m</i>)
EU-NAME (<i>m</i>)		REMARKS (<i>m</i>)
EU-CITY (<i>m</i>)		SASF (<i>m</i>)
EU-STATE (<i>m</i>)		SASD (<i>m</i>)

- continued -

- continued -

EU — REQ TYP P / ACT S (MultiServ® / MultiServ PLUS®)		
Required	Conditional	Optional
EU-ZIP CODE (<i>m</i>)		SATH (<i>m</i>)
		SASS (<i>m</i>)

" " = mandatory entry; * = when this optional field is populated, it forces at least one of the conditional fields to become REQUIRED; (*m*) = for manual ordering only; (*e*) = for electronic ordering only

27.5.7 REQ TYP P / ACT B

LSR — REQ TYP P / ACT B (MultiServ® / MultiServ PLUS®)		
Required	Conditional	Optional
PON (<i>m</i>)	VER (<i>m</i>)	REMARKS (<i>m</i>)
PG_OF_ (<i>m</i>)	LOCQTY (<i>m</i>)	RPON (<i>m</i>)
AN (<i>m</i>) or ATN (<i>m</i>)	SUP (<i>m</i>)	
SC ="LCSC" (<i>m</i>)		
D/TSENT (<i>m</i>)		
DDD (<i>m</i>)		
REQ TYP ="PB" (<i>m</i>)		
ACT ="B" (<i>m</i>)		
CC (<i>m</i>)		
TOS (2nd character = "E")(<i>m</i>)		
BAN1 (<i>m</i>)		
INIT (<i>m</i>)		
INIT-TEL NO. (<i>m</i>)		
INIT-FAX NO. (<i>m</i>)		

" " = mandatory entry; * = when this optional field is populated, it forces at least one of the conditional fields to become REQUIRED; (*m*) = for manual ordering only; (*e*) = for electronic ordering only

EU — REQ TYP P / ACT B (MultiServ® / MultiServ PLUS®)		
Required	Conditional	Optional
PON (<i>m</i>)	VER (<i>m</i>)	
AN (<i>m</i>) or ATN (<i>m</i>)		
PG_OF_ (<i>m</i>)		
EU-NAME (<i>m</i>)		

" " = mandatory entry; * = when this optional field is populated, it forces at least one of the conditional fields to become REQUIRED; (*m*) = for manual ordering only; (*e*) = for electronic ordering only

27.5.8 REQ TYP P / ACT W

LSR — REQ TYP P / ACT W (MultiServ® / MultiServ PLUS®)		
Required	Conditional	Optional
PON (<i>m</i>)	VER (<i>m</i>)	RPON (<i>m</i>)
PG_OF_ (<i>m</i>)	LOCQTY (<i>m</i>)	REMARKS (<i>m</i>)
AN (<i>m</i>) or ATN (<i>m</i>)	SUP (<i>m</i>)	
SC ="LCSC" (<i>m</i>)		
D/TSENT (<i>m</i>)		
DDD (<i>m</i>)		
REQ TYP ="PB" (<i>m</i>)		
ACT ="W" (<i>m</i>)		
CC (<i>m</i>)		
TOS (2nd character = "E") (<i>m</i>)		
BAN1 (<i>m</i>)		
INIT (<i>m</i>)		
INIT-TEL NO. (<i>m</i>)		
INIT-FAX NO. (<i>m</i>)		

" " = mandatory entry; * = when this optional field is populated, it forces at least one of the conditional fields to become REQUIRED; (*m*) = for manual ordering only; (*e*) = for electronic ordering only

EU — REQ TYP P / ACT W (MultiServ® / MultiServ PLUS®)		
Required	Conditional	Optional
PON (m)	VER (m)	EU-FLOOR (m)
AN (m) or ATN (m)	FB-BILLNM (m)	EU-ROOM (m)
PG_OF_ (m)	FB-STREET (m)	EU-BLDG (m)
SASN (m)	FB-CITY (m)	LCON-NAME (m)
SANO (m) or SADLO (m)	FB-STATE (m)	LCON-TEL NO. (m)
EU- NAME (m)	FB-ZIP CODE (m)	REMARKS (m)
EU-CITY (m)	FB-BILLCON-TEL NO. (m)	ACC (m)
EU-STATE (m)	EAN (m) or EATN (m)	FBI* (m)
EU-ZIP CODE (m)		FB-FLOOR (m)
LOCNUM (m)		FB-ROOM (m)
		SASF (m)
		SASD (m)
		SATH (m)
		SASS (m)

" " = mandatory entry; * = when this optional field is populated, it forces at least one of the conditional fields to become REQUIRED; (m) = for manual ordering only; (e) = for electronic ordering only

27.5.9 REQ TYP P / ACT L

LSR — REQ TYP P / ACT L (MultiServ® / MultiServ PLUS®)		
Required	Conditional	Optional
PON (m)	VER (m)	
PG_OF_ (m)	LOCQTY (m)	
AN (m) or ATN (m)	SUP (m)	
SC ="LCSC" (m)		
D/TSENT (m)		

- continued -

- continued -

LSR — REQ TYP P / ACT L (MultiServ® / MultiServ PLUS®)		
Required	Conditional	Optional
DDD (<i>m</i>)		
REQ TYP="PB" (<i>m</i>)		
ACT ="L" (<i>m</i>)		
CC (<i>m</i>)		
TOS (2nd character = "E") (<i>m</i>)		
BAN1 (<i>m</i>)		
INIT (<i>m</i>)		
INIT-TEL NO. (<i>m</i>)		
INIT-FAX NO. (<i>m</i>)		

" " = mandatory entry; * = when this optional field is populated, it forces at least one of the conditional fields to become REQUIRED; (*m*) = for manual ordering only; (*e*) = for electronic ordering only

EU — REQ TYP P / ACT L (MultiServ® / MultiServ PLUS®)		
Required	Conditional	Optional
PON (<i>m</i>)	VER (<i>m</i>)	EU-FLOOR (<i>m</i>)
AN (<i>m</i>) or ATN (<i>m</i>)		EU-ROOM (<i>m</i>)
PG_OF_ (<i>m</i>)		EU-BLDG (<i>m</i>)
SASN (<i>m</i>)		LCON-NAME (<i>m</i>)
SANO (<i>m</i>) or SADLO (<i>m</i>)		LCON-TEL NO. (<i>m</i>)
EU-NAME (<i>m</i>)		ACC (<i>m</i>)
EU-CITY (<i>m</i>)		REMARKS (<i>m</i>)
EU-STATE (<i>m</i>)		SASF (<i>m</i>)
EU-ZIP CODE (<i>m</i>)		SASD (<i>m</i>)
		SATH (<i>m</i>)
		SASS (<i>m</i>)

27.5.10 REQ TYP P / ACT P

LSR — REQ TYP P / ACT P (MultiServ® / MultiServ PLUS®)		
Required	Conditional	Optional
PON (m)	VER (m)	APPTIME-DDD (m)
PG_OF_ (m)	LOCQTY (m)	PROJECT (m)
AN (m) or ATN (m)	SUP (m)	DFDT (m)
SC ="LCSC" (m)	ALT-IMP CON-TEL NO. (m)	SPEC (m)
D/TSENT(m)		RPON (m)
DDD (m)		VTA (m)
REQ TYP="PB" (m)		HUNTING (see Hunting Section) (m)
ACT ="P" (m)		REMARKS (m)
CC (m)		IMP CON-PAGER (m)
TOS (2nd character = "E") (m)		ALT-IMP CON* (m)
BAN1 (m)		ALT-IMP CON-PAGER (m)
INIT (m)		
INIT-TEL NO. (m)		
INIT-FAX NO. (m)		
IMP CON (m)		
IMP CON-TEL NO. (m)		

" " = mandatory entry; * = when this optional field is populated, it forces at least one of the conditional fields to become REQUIRED; (m) = for manual ordering only; (e) = for electronic ordering only

Note: MultiServ® / MultiServ PLUS® Service **may not be partially migrated and remain in the same existing MultiServ® / MultiServ PLUS® system, See description of REQ TYP P.**

EU — REQ TYP P / ACT P (MultiServ® / MultiServ PLUS®)		
Required	Conditional	Optional
PON (m)	VER (m)	EU-FLOOR (m)
AN (m) or ATN (m)	EAN (m) or EATN (m)	EU-ROOM (m)
LOCNUM (m)	IWCON (m)	EU-BLDG (m)
PG_OF_ (m)	IWCON-TEL NO. (m)	LCON-NAME (m)
SASN (m)		LCON-TEL NO. (m)
SANO (m) or SADLO (m)		ACC (m)
EU-NAME (m)		REMARKS (m)
EU-CITY (m)		SASF (m)
EU-STATE (m)		SASD (m)
EU-ZIP CODE (m)		SATH (m)
		SASS (m)
		WSOP (m)
		IWO* (m)

27.5.11 REQ TYP P / ACT Q

LSR — REQ TYP P / ACT Q (MultiServ® / MultiServ PLUS®)		
Required	Conditional	Optional
PON (m)	VER (m)	APPTIME-DDD (m)
PG_OF_ (m)	LOCQTY (m)	PROJECT (m)
AN (m) or ATN (m)	SUP (m)	DFDT (m)
SC ="LCSC" (m)	ALT-IMP CON-TEL NO. (m)	SPEC (m)
D/TSENT (m)		RPON (m)
DDD (m)		VTA (m)

- continued -

- continued -

LSR — REQ TYP P / ACT Q (MultiServ® / MultiServ PLUS®)		
Required	Conditional	Optional
REQ TYP="PB" (<i>m</i>)		HUNTING (see Hunting Section) (<i>m</i>)
ACT ="Q" (<i>m</i>)		REMARKS (<i>m</i>)
CC (<i>m</i>)		IMPCON-PAGER (<i>m</i>)
TOS (2nd character = "E") (<i>m</i>)		ALT-IMPCON* (<i>m</i>)
BANI (<i>m</i>)		ALT-IMPCON-PAGER (<i>m</i>)
INIT (<i>m</i>)		
INIT-TEL NO. (<i>m</i>)		
INIT-FAX NO. (<i>m</i>)		
IMPCON (<i>m</i>)		
IMPCON-TEL NO. (<i>m</i>)		

" " = mandatory entry; * = when this optional field is populated, it forces at least one of the conditional fields to become REQUIRED; (*m*) = for manual ordering only; (*e*) = for electronic ordering only

Note: MultiServ® / MultiServ PLUS® Service **may not be partially migrated and remain in the same existing** MultiServ® / MultiServ PLUS® system. See description of REQ TYP P.

EU — REQ TYP P / ACT Q (MultiServ® / MultiServ PLUS®)		
Required	Conditional	Optional
PON (<i>m</i>)	VER (<i>m</i>)	EU-FLOOR (<i>m</i>)
AN (<i>m</i>) or ATN (<i>m</i>)	EAN (<i>m</i>) or EATN (<i>m</i>)	EU-ROOM (<i>m</i>)
LOCNUM (<i>m</i>)	IWCON (<i>m</i>)	EU-BLDG (<i>m</i>)
PG_OF_ (<i>m</i>)	IWCON-TEL NO. (<i>m</i>)	LCON-NAME (<i>m</i>)

- continued -

- continued -

EU — REQ TYP P / ACT Q (MultiServ® / MultiServ PLUS®)		
Required	Conditional	Optional
SASN (m)	DNUM (m)	LCON-TEL NO. (m)
SANO (m) or SADLO (m)	TC OPT (m)	ACC (m)
EU-NAME (m)	TC TO PRI (m)	REMARKS (m)
EU-CITY (m)	TC TO SEC (m)	SASF (m)
EU-STATE (m)	TCID (m)	SASD (m)
EU-ZIP CODE (m)	TC NAME (m)	SATH (m)
	TC PER (m)	SASS (m)
	DQTY (m)	DISC NBR* (m)
		TC OPT* (m)
		WSOP (m)
		IWO* (m)

27.6 BellSouth® MULTISERV/MULTISERV PLUS®



MULTISERV/MULTISERV PLUS® ORDERING DOCUMENT
(GENERAL INFORMATION)

Administrative Section					
(1) PON: []	(2) VER: []	(3) RSQTY: []	(4) ORD: []	(5) PG [] OF []	
(6) ATN: []	(7) AN: []	(8) DDD []	(9) SAN: []		
Common Block Details					
(10) SWITCH TYPE: <input type="checkbox"/> DMS <input type="checkbox"/> EWSD <input type="checkbox"/> 5ESS <input type="checkbox"/> 1AESS	(11) SERVICE TYPE <input type="checkbox"/> MULTISERV <input type="checkbox"/> MULTISERV PLUS	(12) NAR QTY []	(13) NAR TYPE: []	(14) Dual Party Relay/Surcharges	
(16) RATE TYPE: <input type="checkbox"/> FLAT <input type="checkbox"/> MEASURED <input type="checkbox"/> MESSAGE			(15) PAYMENT SCHEDULE <input type="checkbox"/> 36-59 MONTHS <input type="checkbox"/> 60-120 MONTHS <input type="checkbox"/> MONTH TO MONTH		
(18) Reuse Number Quantity: []			(19) New Number Quantity: []		
(20) DIAL 0 TELEPHONE (TN) []		(21) COMMON BLOCK: <input type="checkbox"/> STANDARD <input type="checkbox"/> CUSTOMIZED		(22) ASSUME DIAL 9 []	
(23) Existing Address : []			CITY: [] ST []		
(24) New Service Address: []			City: [] ST []		
(25) CBFA: []	(26) CB FEATURE: []	(27) CB FEATURE DETAIL: []			
CBFA: []	CB FEATURE: []	CB FEATURE DETAIL: []			
CBFA: []	CB FEATURE: []	CB FEATURE DETAIL: []			
Station Line/Link Details					
(28) LOCNUM ACT: []	(29) LOCNUM: []	(30) LNUM: []	(31) NPI: []	(32) LNA: []	
(33) TNS: []	(34) TERS: []	(35) OTN: []			
(36) CLN: []		(37) HUNT GROUP QTY: []	(38) HUNT GROUP: []		
(39) Voice Mail: []	(40) PIC []	(41) LPIC []	(42) FPI []	(43) CALL PICKUP QTY: []	
(44) Call Pick Up Group (CPG): []		(45) 900/976 Restriction: []	(46) Toll Restriction: []		
(47) FEATURE GROUP: <input type="checkbox"/> Feature Group 1 <input type="checkbox"/> Feature Group 2 <input type="checkbox"/> Feature Group 3 <input type="checkbox"/> Feature Group 4 <input type="checkbox"/> Feature Group 5 <input type="checkbox"/> Feature Group 6					
(48) CTX NAME: []	(49) LTC: []	(50) BA []	(51) BLOCK: []	(52) SGNL: []	
(53) FA: []	(54) FEATURE: []	(55) FEATUE DETAIL: []			
FA: []	FEATURE: []	FEATUE DETAIL: []			
FA: []	FEATURE: []	FEATUE DETAIL: []			
FA: []	FEATURE: []	FEATUE DETAIL: []			
(56) JR: []	(57) JK CODE: []	(58) JK NUM: []	(59) JK POS: []	(60) IWJK: []	(61) IWJQ: []

Figure 32 BellSouth® MULTISERV/MULTISERV PLUS® ORDERING DOCUMENT

**Table CC BellSouth® MULTISERV®/MULTISERV PLUS® ORDERING DOCUMENT
INSTRUCTIONS**

FIELD	FIELD DEFINITION & USAGE REQUIREMENTS
(1) PON-Purchase Order Number	1. Identifies the CLECs unique Purchase order or requisition number that Authorizes the issuance of this request or supplement. Usage: This field is required. Note: This entry must be identical to the PON entry on the LSR and EU forms. Data characteristics: Up to 16 alphanumeric characters
(2) VER-Version Identification	2. Identifies the customer's version number. Usage: This field is Conditional Note 1: This entry must be identical to the PON entry on the LSR and EU forms. Data characteristics: 2 alphanumeric characters
(3) RSQTY-Resale quantity	3. Identifies the quantity of Resale services (ie: lines, circuits trunks etc. involved in this service request) Usage: This field is required. Data characteristics: Up to 5 numeric characters. Note 1: Must be 3 at least 3 numerics greater than ZERO. Example: 1 8 5
(4) ORD-Order Number	4. Identifies the providers order number for the service requested. Note 1: This number may be pre-assigned to the customer by the provider. Usage: This field is Optional. Data characteristics: Up to 20 alpha/numeric characters Example: C2345678
(5) PG of	Identifies the page number and total number of pages contained in this request. Usage: This field is required. Data characteristics: 6 numeric characters Example: PG 1 of 2

- continued -

**Table CC BellSouth® MULTISERV®/MULTISERV PLUS® ORDERING DOCUMENT
INSTRUCTIONS (continued)**

FIELD	FIELD DEFINITION & USAGE REQUIREMENTS
<p>6. ATN- Account Telephone Number</p>	<p>6. Identifies the main account telephone number assigned to the end user account. This is a dialable telephone number.) Usage: this field is conditional. Note 1: Required when the AN field is not populated. Note 2: Prohibited when the AN field is populated. Note 3: If the main account number is to be changed on REQ TYP PB ACT= C or T this field will be the new account number. Note 4: Telephone numbers for MultiServ®/MultiServ PLUS® must be reserved in the common block. Telephone Numbers for MultiServ®/MultiServ PLUS® may not be obtained from ATLAS. Note 5: This field must be identical to the ATN field on the LSR form. Valid Entries: Account Telephone Number, N= New ATN requested Data characteristics: 1 alpha or 12 numeric characters (including 2 preprinted hyphens)</p> <p>Example: 415-354-1234</p>
<p>7. AN-Account Number</p>	<p>7. Identifies the main account telephone number assigned to the end user account. (This is a non-dialable telephone number). Usage: This field is conditional. Note 1: Required when the ATN field is not populated. Note 2: Prohibited when the ATN field is populated. Note 3: If the main account number is to be changed on REQ TYP PB ACT=C or T this field will be the new account number. Note 4: This field must be identical to the AN field on the LSR form. Valid Entries: Account Telephone Number, N = New Data Data characteristics: 1 alpha or 12 numeric characters (including 2 preprinted hyphens)</p> <p>Example: 415-M23-1234</p>

- continued -

**Table CC BellSouth® MULTISERV®/MULTISERV PLUS® ORDERING DOCUMENT
INSTRUCTIONS (continued)**

FIELD	FIELD DEFINITION & USAGE REQUIREMENTS
(8) DDD-Desired Due Date	<p>8. This field is used to indicate the customers desired due date. On disconnect request, this date represents the date billing is to stop on the involved service and can be no earlier than the date the request is received by the LCSC.</p> <p>Usage: This field is required.</p> <p>Note 1: Must be greater than the D/TSENT.</p> <p>Note 2: Must be a valid date.</p> <p>Note 3: If the requested DDD is not available then the next available date is assigned and returned on the FOC.</p> <p>Note 4: Due dates will not normally be appointed on Sunday, or holidays.</p> <p>Note 5: There may be times when, due to work load and abnormal weather conditions in an area, such as a hurricane, flood or other natural disaster, the due date returned will be longer than the standard intervals.</p> <p>Data Characteristics: 10 alpha/numeric characters</p> <p>Example: 03-01-1996</p>
(9) SAN-Subscriber Authorization Number	<p>9. Identifies a number equivalent to the end user Purchase Order Number.</p> <p>Usage: This field is optional</p> <p>Data characteristics: Up to 30 alpha/numeric characters</p> <p>Example: 92324A9</p>
(10) Switch Type	<p>10. This field is used to indicate the Central Office Switch type for the service being ordered.</p> <p>Usage: This field is required.</p> <p>Data characteristics: 1 alpha character</p> <p>Valid Entries: Indicate with X by the switch type.</p> <p>Rule 1: Only one entry allowed.</p>

- continued -

**Table CC BellSouth® MULTISERV®/MULTISERV PLUS® ORDERING DOCUMENT
INSTRUCTIONS (continued)**

FIELD	FIELD DEFINITION & USAGE REQUIREMENTS
(11) Service Type	<p>11. This field is used to indicate the type of MultiServ® service being ordered. Usage: This field is required. Data characteristics: 1 alpha Valid Entries: Indicate with X by either MultiServ® or MultiServ PLUS® Rule 1: Only one entry is allowed.</p>
(12) NAR QTY-Network Access Registers Quantity	<p>12. Use this field to indicate the quantity of network access registers for this request. Usage : This field is conditional. Note 1: This field is required when MultiServ Plus® is indicated in field 7 on this form and the ACT =N on the LSR otherwise prohibited. Note 2: This field is repeatable. (If repeated requires multiple forms.) Valid Entries: Up to 5 numeric characters Rule 1: This field is used only for initial installation of MultiServ PLUS® otherwise indicate subsequent NAR activity in the CB Feature fields.</p>
(13) NAR Type- Network Access Register Type.	<p>13. This field is used to indicate the type of NAR for the new MultiServ PLUS® system request. Usage: This field is conditional. Note 1: This field is required when MultiServ PLUS® is indicated in field 7 on this form and The ACT=N or the LSR otherwise prohibited. Note 2: This field is repeatable. (If repeated requires multiple forms.) Valid Entries: X indicated by the NAR Type. Rule 1: This field is used only for the initial installation of MultiServ PLUS®, otherwise indicate subsequent NAR activity in the CB Feature fields.</p>

- continued -

**Table CC BellSouth® MULTISERV®/MULTISERV PLUS® ORDERING DOCUMENT
INSTRUCTIONS (continued)**

FIELD	FIELD DEFINITION & USAGE REQUIREMENTS
(14) Dual Party relay charge (i.e. AH8) NAR Surcharge	<p>14. This field is used to indicate the dual party relay charge, and surcharges that apply per NAR.</p> <p>Usage: This field is conditional.</p> <p>Note 1: This field is required when the NAR QTY field is indicated on this form and the ACT= N or the LSR otherwise prohibited.</p> <p>Note 2: The quantity for this field defaults to the NAR QTY field.</p> <p>Valid Entries: 8SRCP (Kentucky Life Line Surcharge) AH8KC (Dual party relay KY) AHP (Dual party relay LA) AHPLA (Dual party relay LA) AH8 (Dual party relay MS, AL, GA) AH8SC (Dual party relay SC) AH7 (Dual party relay NC) PGSA7 (NAR surcharge, applies per NAR)</p> <p>Data characteristics: Up to 5 alpha/numeric characters</p> <p>Rule 1: This field may have multiple entries.</p> <p>Rule 2: This field is used only for the initial installation of MultiServ PLUS®, otherwise indicate subsequent NAR activity in the CB Feature fields.</p>
15) Payment Schedule	<p>15. This field is used to indicate the terms of agreement for the MultiServ® /MultiServ PLUS® system.</p> <p>Usage: This field is required.</p> <p>Data characteristics: 1 alpha</p> <p>Valid Entries: Indicate with X next to the term of agreement for this system.</p>
(16) Rate Type	<p>16. This field is used to indicate the rate type for the MultiServ®/MultiServ PLUS® system.</p> <p>USAGE: This field is required.</p> <p>Note 1: Only one entry is allowed.</p> <p>Note 2: A mixture of service is not allowed.</p> <p>Data characteristics: 1 alpha</p> <p>Valid Entries: Indicate with X the service type requested.</p>
(17) Station to Station Digits	<p>17. This field is used to indicate the station to station intercommunications dialing.</p> <p>Usage: This field is conditional.</p> <p>Note 1: This field is required when the ACT field on the LSR=N, otherwise prohibited.</p> <p>Data characteristics: 1 numeric character</p> <p>Valid Entries: 2-7</p> <p>Example: 3</p>

- continued -

**Table CC BellSouth® MULTISERV®/MULTISERV PLUS® ORDERING DOCUMENT
INSTRUCTIONS (continued)**

FIELD	FIELD DEFINITION & USAGE REQUIREMENTS
(18) Reuse Number Quantity	<p>18. This field is used to indicate the quantity of telephone numbers that will be reused on an initial installation of MultiServ®/ MultiServ PLUS® system.</p> <p>Usage: This field is conditional</p> <p>Note 1: This field is required if numbers are to be reused.</p> <p>Data characteristics: Up to 4 numeric characters</p> <p>Valid Entries: 1-9999</p> <p>Rule 1: Attach reuse work sheet when this field is indicated.</p> <p>Rule 2: This field is used only for the initial installation of MultiServ®/MultiServ PLUS®.</p>
(19) New Number Quantity	<p>19. This field is used to indicate the number of new telephone numbers being requested for the new system being installed, or to reserve a new number range in an existing common block.</p> <p>Usage: This field is conditional.</p> <p>Note 1: This field is required when the ACT field on the LSR= N, otherwise optional.</p> <p>Note 2: Reserving the telephone number does not guarantee the telephone number. The telephone number is not guaranteed until the number is installed and working.</p> <p>Data characteristics: Up to 3 numeric</p> <p>Valid Entries 1-999</p>
(20) Dial 0 Telephone Number	<p>20. Use this field to identify Dial 0 telephone number.</p> <p>USAGE: This field is optional.</p> <p>Data Characteristics: 12 alphanumeric characters.</p>
21) Common Block	<p>21. This field is used to indicate the type of common block being ordered.</p> <p>Usage: This field is Conditional</p> <p>Note 1: This field is required when the ACT field on the LSR= N</p> <p>Data characteristics: 1 alpha</p> <p>Valid Entries Indicate with X by the appropriate common block type.</p>

- continued -

**Table CC BellSouth® MULTISERV®/MULTISERV PLUS® ORDERING DOCUMENT
INSTRUCTIONS (continued)**

FIELD	FIELD DEFINITION & USAGE REQUIREMENTS
(22) Assume Dial 9	22. This field is used to indicate Assume Dial 9 is requested on New System installation. Usage: This field is optional. Data Characteristics: 1 alpha Valid Entries: Y= Yes Rule 1: If this field is indicated the Common Block Field must be populated with Customized.
(23) Existing Address (SA)	23. This field is used to indicate the existing serving address for a MultiServ®/MultiServ PLUS® system. Usage: This field is conditional Note 1: This field is required when the ACT on the LSR=T. Note 2: The address must be RSAG validated. Data Characteristics: Up to 251 alpha/numeric (including city and state)
(24) New Service Address (SA)	24. This field is used to indicate the new serving address for a MultiServ®/MultiServ PLUS® system. Usage: This field is conditional. Note 1: This field is required when the ACT on the LSR=T. Note 2: The address must be RSAG validated. Data Characteristics: Up to 251 alpha/numeric (including city and state)
(25) CBFA-Common Block Feature Activity	25. Identifies the activity type for the feature or package of features associated with the MultiServ®/MultiServ PLUS® common block. Usage: This field is optional. Data Characteristics: 1 alpha character Valid Entries: N=ADD/Install C= Change to feature detail D= Disconnect Rule: Use this field to indicate common block service order activity (i.e. adds, delete or change Network Access Registers (NARs).

- continued -

Table CC BellSouth® MULTISERV®/MULTISERV PLUS® ORDERING DOCUMENT INSTRUCTIONS (continued)

FIELD	FIELD DEFINITION & USAGE REQUIREMENTS
(26) CB FEATURE-Common Block Feature	<p>26. Identifies the type of feature or package of features associated with the MultiServ®/MultiServ PLUS® common block.</p> <p>Usage: This field is conditional.</p> <p>Note 1: Required with the CBFA field is populated, otherwise prohibited.</p> <p>Note 2: Data indicated in this field must include valid USOC.</p> <p>Data Characteristics: Up to 6 alpha/numeric characters</p>
(27) CB Feature Detail	<p>27. Identifies additional information for the type of feature, or package of features associated with the Centrex Common Block.</p> <p>Usage: This field is conditional.</p> <p>Note 1: This field is required if the USOC indicated in CB Feature field requires additional FIDs to provision the service.</p> <p>Note 2: This field may be used to indicate provisioning FID associated with common block features.</p> <p>Data Characteristics: Up to 24 alpha/numeric characters</p>
(28) LOCNUM ACT	<p>28. Identifies the LOCNUM Activity.</p> <p>Usage: This field is conditional.</p> <p>Note 1: This field is required when the ACT field on the LSR form is not "V" or "W" and the LNA field is populated, other wise optional.</p> <p>Data Characteristics: 1 alpha character</p> <p>Valid Entries: N=Add/Install E= Existing D= Disconnect</p> <p>Rule 1: If moving a location 2 forms are required (entry to disconnect and entry to add).</p>

- continued -

**Table CC BellSouth® MULTISERV®/MULTISERV PLUS® ORDERING DOCUMENT
INSTRUCTIONS (continued)**

FIELD	FIELD DEFINITION & USAGE REQUIREMENTS
(29) LOCNUM-LOCATION NUMBER	<p>29. Identifies the service location number for the service requested.</p> <p>Usage: This field is conditional.</p> <p>Note 1: Required when the LOCNUM ACT field is indicated.</p> <p>Note 2: The location number is assigned by the customer and is retained until the service is disconnected.</p> <p>Data Characteristics: 3 numeric characters</p> <p>Rule 1: LOCNUM must be unique for each service location.</p> <p>Rule 2: The first location (SA) must be 001 and greater than 001 at each secondary location.</p> <p>Rule 3: This field is used to indicate service terminating at one or more locations for the same ATN (e.g. SLA).</p> <p>Rule 4: If the LOCNUM is existing it must match the SLA records on the customer service records (CSR) (i.e. SLA 2=LOCNUM 002).</p> <p>Rule 5 : LOCNUM must be unique per ATN. (They may not be duplicated for the same ATN.)</p> <p>Rule 6: This field must match the LOCNUM field on the EU form.</p>
(30) LNUM-Line Number	<p>30. Identifies the line or trunk as a unique number and each additional occurrence as a unique number.</p> <p>Usage: This field is conditional.</p> <p>Note 1: The LNUM is customer assigned.</p> <p>Note 2: Once the LNUM is generated it cannot be changed and is retained through completion of the request.</p> <p>Note 3: the values are to be assigned consecutively and must be unique throughout the request at the LOCNUM level.</p> <p>Note 4: Required when the LNA field is indicated.</p> <p>Data Characteristics: 5 numeric numbers</p> <p>Rule 1: Additional forms required for each LNUM.</p>
(31) NPI-Number Portability Indicator.	<p>31. Identifies the status of the telephone number being ported.</p> <p>Usage: This field is optional.</p> <p>Data Characteristics: 1 alpha character</p> <p>Valid Entries: C= Port In Working TN.</p>

- continued -

**Table CC BellSouth® MULTISERV®/MULTISERV PLUS® ORDERING DOCUMENT
INSTRUCTIONS (continued)**

FIELD	FIELD DEFINITION & USAGE REQUIREMENTS
(32) LNA-Line Activity	<p>32. Identifies the activity involved at the line level. Usage: This field is conditional. Note 1: Required when any line activity is involved, otherwise optional. Note 2: When REQTYP is PB and ACT = P or Q, LNA = "W" is <i>prohibited</i>. Data characteristics: 1 alpha character Valid Entries: N= New installation, C= Change an existing account e.g. rearrangement, partial disconnect, or addition, D= Disconnection, R= Record activity is for ordering administrative changes, S= Suspend, B= Restore, L= Seasonal ,V= Conversion as specified, W= Conversion As Is, M= Inside move, T= Outside move, X= Telephone Number Change, P= PIC change</p>
(33) TNS-Telephone Number	<p>33. Identifies the telephone number for this request. Usage: This field is conditional. Note 1: Required when the LNA field is populated, otherwise optional. Note 2: When the LNA field is "X" the entry in this field indicates the new telephone number or request for a new telephone number. The out telephone number is shown in the OTN field. Data Characteristics: 17 alpha/numeric characters Valid Entries: N= New Telephone Number requested Telephone Number</p>
(34) TERS-Terminal Numbers	<p>34. Identifies the number for a non-lead line in a multiline hunt group associated with the TNS field for this request. Usage: This field is optional. Note 1. A pilot (lead) telephone number in the TNS field must accompany this field. Note 2: the first position is reserved for a terminal number indicator. Data Characteristics: Up to 10 alpha/numeric characters. Valid Entries: N= New Terminal Number requested. Terminal Number (s)</p> <p>Example:</p> <p>TER 1</p>

- continued -

**Table CC BellSouth® MULTISERV®/MULTISERV PLUS® ORDERING DOCUMENT
INSTRUCTIONS (continued)**

FIELD	FIELD DEFINITION & USAGE REQUIREMENTS
(35) OTN-Out Telephone Number	Identifies the existing telephone number that is being changed. Usage: This field is conditional Note 1: Required when the LNA field is 'X' otherwise prohibited. Data Characteristics: 12 alpha/numeric characters
(36) CLN-Centrex Line Name	36. Identifies the name associated with the Centrex line for optional display associated with the MultiServ®/MultiServ PLUS® station to station intercom dialing. Usage: This field is optional. Data Characteristics: Up to 25 alpha/numeric characters Rule: When this field is indicated Calling Name Feature must be indicated in the Feature/Feature Detail section of this form.
(37) Hunt Group QTY	37. This field is used to indicate the number of hunt groups to be installed. Usage: This field is optional. Data Characteristics: Up to four (4) numeric characters
38) Hunt Group ACT	38. Identifies the activity associated with the Hunt Group Usage: This field is conditional. Note 1: Required when the Hunt Group QTY field is indicated. Note 2: The Hunting worksheet form must be completed and attached when this field is indicated. Data Characteristics: 1 alpha character Valid Entries: N= New E= Existing D= Disconnect
(39) Voice Mail	39. This field is used to indicate Voice Mail is being requested. Usage: This field is optional. Data Characteristics: 1 alpha character Valid Entries: Y= Yes Rule: When Y is indicated in this field the voice mail attachment work sheet must be completed and submitted with this request.

- continued -

**Table CC BellSouth® MULTISERV®/MULTISERV PLUS® ORDERING DOCUMENT
INSTRUCTIONS (continued)**

FIELD	FIELD DEFINITION & USAGE REQUIREMENTS
40) PIC-InterLATA Presubscription Indicator Code	40. Identifies the presubscription indicator code (PIC) for the carrier the customer has selected for InterLATA traffic. Usage: This field is conditional. Note 1: Required when the LNA field is 'N', "P", or "Q", otherwise optional. Data Characteristics: 4 alpha/numeric characters. Valid Entries: Valid PIC Code NONE= (Customer does not wish to prescribe) NA= Not Applicable NC= No change UNDC= Undecided (Customer has not decided which presubscribed carrier to select.)
(41) LPIC-IntraLATA Presubscription Indicator code	41. Identifies the presubscription indicator code (LPIC) for the carrier the customer has selected for IntraLATA traffic. Usage: This field is conditional. Note 1: Required when the LNA field is 'N', "P", or "Q", otherwise optional. Data Characteristics: 4 alpha/numeric characters Valid Entries: Valid PIC Code NONE= (Customer does not wish to prescribe) NA= Not Applicable NC= No change UNDC= Undecided (Customer has not decided which presubscribed carrier to select.)
42) FPI-Freeze PIC Indicator	42. Indicates the customer's requested freeze option for the PIC or LPIC. Usage: This field is optional. Data Characteristics: 1 alpha character Valid Entries: E= Freeze LSP's InterLATA PIC A= Freeze LSP's IntraLATA PIC B= Freeze LSP's Inter & IntraLATA PIC J= Freeze LSP End User Customer's InterLATA PIC K= Freeze LSP End User Customer's InterLATA PIC L= Freeze LSP End User Customer's Inter & IntraLATA PICs R= Remove InterLATA freeze S= Remove IntraLATA Freeze T= Remove Inter & IntraLATA freezes
(43) Call Pickup QTY	43. Identifies the number of call pick up groups requested by the customer. Usage: This field is Conditional Note 1: Required when the Call Pick Up Group (CPG) field is indicated, otherwise prohibited. Data Characteristics: Up to 3 numeric characters.

- continued -

**Table CC BellSouth® MULTISERV®/MULTISERV PLUS® ORDERING DOCUMENT
INSTRUCTIONS (continued)**

FIELD	FIELD DEFINITION & USAGE REQUIREMENTS
(44) Call Pick Up Group (CPG)	44. This field is used to indicate Call Pick Up feature is being requested. Usage: This field is Optional Note: The Feature matrix must be completed and attached when this field is indicated. Data Characteristics: 1 alpha character Valid Entries: Y= Yes
(45) 900/976 Restriction	45. This field is used to indicate that 900/976 feature is being requested. Usage: This field is optional Note 1: The valid USOC/and or FID must be populated in this field. Data Characteristics: Up to 10 alpha/numeric characters
(46) Toll Restriction	46. This field is used to indicate Toll Restriction is being requested. Usage: This field is optional. Note 1: When this field is indicated the PIC should be indicated as NONE. Note 2: The valid USOC/and or FID must be populated in this field. Data Characteristics: Up to 10 alpha/numeric characters
(47) Feature Group	47. Indicates the feature group for the Line being ordered. Usage: This field is conditional. Note 1: Required when a Station Line/Link is being ordered. Data Characteristics: 1 alpha character Valid Entries: Indicate with X next to the desired feature group.

- continued -

**Table CC BellSouth® MULTISERV®/MULTISERV PLUS® ORDERING DOCUMENT
INSTRUCTIONS (continued)**

FIELD	FIELD DEFINITION & USAGE REQUIREMENTS
(48) CTX Name-Centrex Common Block Name	<p>48. Identifies the unique Centrex Common Block Name. Usage: This field is required. Data Characteristics: Up to 10 alpha/numeric Valid Entries: N= New Common Block Name (CTX Name) Note 1: Valid entry of N may only be used if requesting a new MultiServ® /MultiServ PLUS® system ACT on LSR =N</p> <p>Example: CTX12345</p>
(49) LTC-Line Treatment Code	<p>49. Identifies the unique treatment profile code required for this line. Usage: This field is conditional. Note 1: Required when the LNA field is populated, otherwise optional. Note 2: This field is used to indicate the NCOS/CAT code at the line level. Note 3: The NCOS/CAT code must be valid for the MultiServ®/MultiServ PLUS® system. If incorrect NCOS/CAT code submitted may result in clarification of the PON on/or after the due date of the order. Data Characteristics: 2 numeric characters</p>
(50) BA-Blocking Activity	<p>50. Indicates the activity for the blocking calls at the line level. Usage: This field is conditional. Note 1: Required when the BLOCK field is populated, otherwise prohibited. Data Characteristics: 1 alpha character Valid Entries: A= Add D= Delete N= No change Z= Remove all blocking</p>

- continued -

**Table CC BellSouth® MULTISERV®/MULTISERV PLUS® ORDERING DOCUMENT
INSTRUCTIONS (continued)**

FIELD	FIELD DEFINITION & USAGE REQUIREMENTS
(51) Block-Block Restrictions	51. Identifies the type of blocking on the telephone number, at the line level. Usage: This field is optional. Note 1: Block Restrictions is not guaranteed. Note 2: Only one (1) option per station line/link may be selected. Data Characteristics: 1 alpha character Valid Entries: A= No collect and third party B= No third party C= No collect call
(52) SGNL-Signaling	52. Identifies the type of signaling requested. Usage: This field is optional. Note: Default is Loop Start Data characteristics: 2 alpha characters Valid Entries: LS= Loop Start GS= Ground Start
(53) FA-Feature Activity	53. Identifies the activity type for the line feature. Usage: This field is optional. Data Characteristics: 1 alpha character Valid Entries: N= Add/Install, C= Change to feature detail, D= Disconnect, G= Conversion to new LSP as specified, V= Conversion to new LSP as specified, W= Conversion as is
(54) Feature-Feature Codes	54. Identifies the type of feature associated with the line. Usage: This field is conditional. Note 1: Required when the FA field is populated, otherwise prohibited. Note 2: Codes for feature identification must include USOCs and/or FIDs associated for provisioning. Data Characteristics: 6 alpha/numeric characters
(55) Feature Detail	55. Identifies additional information for the type of feature associated with the line. Usage: This field is optional. Data Characteristics: 24 alpha/numeric characters
(56) JR-Jack Request	56. Identifies a request for a new jack. Usage: This field is optional. Data Characteristics: 1 alpha character Valid Entries: Y= Yes

- continued -

Table CC BellSouth® MULTISERV®/MULTISERV PLUS® ORDERING DOCUMENT INSTRUCTIONS (continued)

FIELD	FIELD DEFINITION & USAGE REQUIREMENTS
(57) JK Code-Jack Code	<p>57. Indicates the standard code for the particular registered or non-registered jack used to terminate the service. Usage: This field is conditional. Note 1. Required when the JR field is populated, otherwise prohibited. Note 2. Familiarization with the FCC's registration rules is requisite for all parties involved for the determination of the proper jack code for a given registered service. Registered jacks used to terminate category 1 and 3 services begin with the designation "RJ". Data Characteristics: 5 alpha/numeric characters</p> <p>Example: RJ21X</p>
(58) JK NUM-Jack Number	<p>58. Identifies the number of the jack used on end user connections. Usage: This field is conditional Note 1: Required when the JK Code field is populated, otherwise optional. Note 2: When the jack identification is unknown enter 99 in this field. Data Characteristics: 2 alpha/numeric characters</p>
(59) JK POS-Jack Position	<p>59. Identifies the position in the jack that a particular service will occupy. Usage: This field is conditional. Note 1: Required when the JK CODE field is populated, otherwise optional. Note 2: When jack position is unknown enter 99 in this field to specify next available position</p>

- continued -

**Table CC BellSouth® MULTISERV®/MULTISERV PLUS® ORDERING DOCUMENT
INSTRUCTIONS (continued)**

FIELD	FIELD DEFINITION & USAGE REQUIREMENTS
(60) IWJK-Inside Wire Jack Code	<p>60. Indicates the standard code for the type of jack requested for inside wiring. Usage: This field is conditional. Note 1: Required when the IWJQ field is populated, otherwise prohibited. Note 2: Familiarization with the FCC's registration rules is requisite for all parties involved for the determination of the proper jack code for a given registered service. Registered Jacks used to terminate category 1 and 3 services begin with the designation "RJ". Note 3: When this field is indicated the De-tariffed Inside wiring USOC must also be indicated in the Feature Field. Data Characteristics: 5 alpha/numeric characters</p> <p>Example: RJ11C</p>
(61) IWJQ-Inside Wire Jack Quantity	<p>61. Indicates the number of jacks requested for inside wiring. Usage: This field is optional. Data Characteristics: 2 numeric characters Valid Entries: 01-99</p>

RF-2361
(12-1999)

**BellSouth® Centrex Service, ESSX®/Digital ESSX® Service,
MultiServ®/MultiServ® Plus Service (Switch Orders)**

ECAS/DECAS/BellSouth Centrex Service/Customer Control Initialization Form

Description: This form may only be used when a BellSouth® Centrex service, ESSX®/Digital ESSX® service, MultiServ®/MultiServ® PLUS service account is being changed from the current Local Service Provider to a new Local Service Provider, and the existing account is provisioned with ECAS, DECAS, Customer Control or Centrex Control feature. This form **may not** be used to order ECAS, DECAS, Customer Control or Centrex Control as a **new** feature option, or when ordering a new system. This form does not allow any changes to the existing ECAS/DECAS/ Customer Control or Centrex Control features. It serves as notification to CDMA (Customer Data Management Administration Group) as to which LCSC center should receive TN swap information for the purpose of maintaining Customer Service Records (CSR).

This form must always be accompanied by the following forms:
 • LSR • EU **Other forms may accompany this request as appropriate.

This form is required when the existing account being switched has ECAS/DECAS, Customer Control or Centrex Control feature and there is **not** a change to the Customer Control Feature arrangement.

REQTYP=E }
 ACT=W or ACT=V } Otherwise Prohibited.

Administrative Section			
(1) Date (MMDDYYYY)	(2) CLEC Name		
(3) CLEC Contact Name	(Area Code) Telephone Number	(4) PON	
Existing Account Information			
(5) Customer Account Name	(6) LDN	(6A) Customer Code	(7) Requested Service Date
New Account Information			
(8) Customer Account Name	(9) LDN	(9A) Customer Code	(10) Service Order Number
System Information			
Choose One Service (11,12 or 13)			
(11) <input type="checkbox"/> BellSouth® Centrex service (12) <input type="checkbox"/> ESSX®/DIGITAL ESSX® service (13) <input type="checkbox"/> MULTISERV®/MULTISERV® PLUS service			
(11a) <u>Centrex Control</u>		(12a) <u>Type ESSX Control</u>	
<input type="checkbox"/> Switch from current LSP to new LSP.		<input type="checkbox"/> DECAS	
<input type="checkbox"/> Switch from current LSP to new LSP and discontinue BellSouth Centrex Control (System capability)		<input type="checkbox"/> ECAS	
		(12b) <u>ESSX-Control Action</u>	
		<input type="checkbox"/> Switch from current LSP to new LSP.	
		<input type="checkbox"/> Switch Existing from existing LSP to new LSP and discontinue ECAS/DECAS (System capability)	
(13a) <u>Customer Control</u>			
<input type="checkbox"/> Switch from current LSP to new LSP.			
<input type="checkbox"/> Switch from current LSP to new LSP Provider and discontinue Customer Control Feature (System capability)			
SC-Service Center			
(14) Choose One Center			
<input type="checkbox"/> Atlanta Customer Control		<input type="checkbox"/> Birmingham Customer Control	
CLEC Contact Information			
(15) Company Name			
Address		City	State ZIP
Contact Name		Contact (Area Code) Telephone Number	FAX (Area Code) Telephone Number
Negotiator Information <i>This portion of the form must be completed by the LCSC.</i>			
Name		Contact (Area Code) Telephone Number	FAX (Area Code) Telephone Number
Address		City	State ZIP

Figure 33 BellSouth® CENTREX® Service, ESSX®/Digital ESSX®, MultiServ® Plus Service (Switch Orders) Customer Initialization Form

**Table DD BellSouth® CENTREX Service, ESSX®/Digital ESSX®, MultiServ® Plus Service
(Switch Orders) Customer Initialization Form (Line by Line Instructions)**

FIELD	DESCRIPTION AND USAGE
(1) Date	<p>1. This field is used to populate the date the request is sent to the LCSC.</p> <p>Usage: this field is required.</p> <p>Data Characteristics: Up to 12 alphanumeric characters</p> <p>Example:</p> <p>08-08-99</p>
(2) CLEC Name	<p>2. This field is used to populate the CLEC Name.</p> <p>Usage: This field is Required.</p> <p>Data Characteristics: Up to 100 alpha/numerics characters</p> <p>Example:</p> <p>CLEC Phone Company</p>
(3) CLEC Contact Name and Phone Number	<p>3. This field is used to populate the CLEC contact person name and phone number for this order request.</p> <p>Usage: This field is required.</p> <p>Data Characteristics: Up to 100 alphanumeric characters</p> <p>Example:</p> <p>John Q Public NPA XX-XXXX</p>

- continued -

Table DD BellSouth® CENTREX Service, ESSX®/Digital ESSX®, MultiServ® Plus Service (Switch Orders) Customer Initialization Form (Line by Line Instructions (continued))

FIELD	DESCRIPTION AND USAGE
(4) PON	<p>4. Identifies the CLEC's unique Purchase order or requisition number that authorizes the issuance of this request or supplement. Usage: This field is required.</p> <p>Note: This entry must be identical to the PON entry on the LSR and EU forms</p> <p>Data Characteristics: Up to 16 alphanumeric characters</p>
(5) Customer Account Name	<p>5. This field is used to identify the main listed name on the account as it appears prior to Switch order. Usage: This field is required.</p>
(6) LDN	<p>6. This field is used to identify the main account telephone number on the existing CSR prior to Switch Order. Usage: This field is required. Valid Entry: Telephone Number Data Characteristics: Up to 12 alpha/numerics characters</p> <p>Example: NPAXXX-XXXX</p>
(6A) CUS	<p>6A. This field is used to identify the customer code on the existing account prior to the Switch Order. Usage: This field will be completed by the LCSC.</p>
(7) Requested Service date MM-DD-YY	<p>This field is used to identify the desired due date. Usage: this field is Required.</p> <p>Note: This entry must be identical to the DD field on the LSR.</p> <p>Data Characteristics: Up to 12 alpha/numerics characters</p> <p>Example:</p> <p>08-08-99</p>

- continued -

Table DD BellSouth® CENTREX Service, ESSX®/Digital ESSX®, MultiServ® Plus Service (Switch Orders) Customer Initialization Form (Line by Line Instructions (continued))

FIELD	DESCRIPTION AND USAGE
(8) Customer Account Name	8. This field is used to identify the main listed name on the account as it appears after the Switch Order. Usage: This field is required. Note: This does not change the listed name. If the listed name is to be changed, a Directory listing form must be submitted.
(9) LDN	9. This field is used to identify the main account telephone number on the CSR after the switch order. Usage: This field is required
(9A) CUS	9A. This field is used to identify the main account telephone number on CSR after the Switch Order. Usage: This field will be completed by the LCSC.
(10) Service Order Number	10. This field is used to populate the service order number for this request. Usage: This field will be completed by the LCSC.
(11) BellSouth© Centrex service	11. This field is used to identify the type service on the Switch Order. Usage: This field is required when either field ESSX®/Digital ESSX® service (12) or MultiServ®/MultiServ PLUS® service (13) is not indicated. Void Entry: X in the designated box
(11A) Centrex Control	11A. This field is used to identify the type service on the Switch Order. Usage: this field is conditional. Note: This field is required when either field ESSX®/Digital ESSX® service (12) or MultiServ®/MultiServ PLUS® service (13) is not indicated. Valid entry: X in designated box.

- continued -

Table DD BellSouth® CENTREX Service, ESSX®/Digital ESSX®, MultiServ® Plus Service (Switch Orders) Customer Initialization Form (Line by Line Instructions (continued))

FIELD	DESCRIPTION AND USAGE
(12) ESSX®/Digital ESSX® service	<p>12. This field is used to identify the type of service on the Switch Order. Usage: This field is conditional.</p> <p>Note: This field is required when either fields, BellSouth® Centrex service (11) or MultiServ®/MultiServ PLUS® service (13) is not indicated.</p> <p>Valid Entry: X in designated box.</p>
(13) MultiServ®/ MultiServ® PLUS service	<p>13. This field is used to identify the type of service on the Switch Order. Usage; This field is conditional.</p> <p>Note: This field is required when either fields BellSouth Centrex service (11) or ESSX®/Digital ESSX® (12) is not indicated.</p> <p>Valid Entry: X in designated box.</p>
(13A) Customer Control	<p>13. This field is used to indicate type of request for MultiServ®/ MultiServ PLUS® service is indicated in field 13 on this form. Valid Entries: Switch from current LSP to new LSP or switch from current LSP to new LSP and discontinue ECAS/DECAS (System capability).</p> <p>Note: switch from current LSP to new LSP and discontinue ECAS/DECAS (System capability) when ACT=W.</p>

- continued -

Table DD BellSouth® CENTREX Service, ESSX®/Digital ESSX®, MultiServ® Plus Service (Switch Orders) Customer Initialization Form (Line by Line Instructions (continued))

FIELD	DESCRIPTION AND USAGE
(14) Service Center	<p>14. This field is used to indicate BellSouth LCSC office where the CLEC send service order request. Usage: This field is required. Valid Entries: Atlanta Customer Control Birmingham Customer Control</p> <p>Note: If orders are sent to the Atlanta LCSC, select Atlanta Customer Control. If the orders are sent to the Birmingham LCSC, select Birmingham Customer Control.</p>
(15) CLEC Contact	<p>This field is used to indicate CLEC information. This field is required.</p>

			COMPETITIVE LOCAL EXCHANGE CARRIER ORDERING DOCUMENT					
		BELLSOUTH®	MULTISERV®	MEMORY CALL®	MATRIX			
TELEPHONE #	Mailbox User Name	CALL RETURN TO OPERATOR	Operator IV	Pager Notification	Pager Number	Pager PIN	Message Waiting	
1								
2								
3								
4								
5								
6								
7								
8								
9								
10								
11								
12								
13								
14								
15								
16								
17								
18								
19								
20								
21								
22								
23								
24								

Figure 34 BellSouth MultiServ® Memory Call® Matrix

Table EE BellSouth MultiServ® Memory Call® Matrix Line-by-Line Instructions

Field	Field Definitions and Usage Requirements
1. Telephone Number	1. This field is used to indicate the MultiServ® telephone number which voice mail/Memory Call® is to be used on. USAGE: This field is required. Data Characters: 12 alphanumeric characters (including 2 hyphens)
2. Mailbox User Name	2. This field is used to identify the mailbox user. USAGE: This field is required. Example: ABC Company Example: Sam Jones
3. Call Return to Operator	3. This field is used when the end user desires to allow the caller the option of depressing 0 for further assistance. USAGE: This field is optional. Valid Entry: Y
4. Operator TN	4. This field is used to indicate telephone number calls should be forwarded to when the caller depresses 0. USAGE: This field is required when the Call Return to Operator field is indicated.
5. Pager Notification	5. This field is used to indicate pager notification is requested. USAGE: This field is optional. Valid Entries: P,01=Non-Voice, Digital, or Tone P,03=Voice Pager P,05=Pager with PIN Number
6. Pager Number	6. This field is used to identify the pager telephone number for pager notification. USAGE: This field is conditional. Note: This field is required when the Pager Notification field is indicated. Data Characters: 12 alpha/numerics (including 2 hyphens)

- continued -

**Table EE BellSouth MultiServ® Memory Call® Matrix Line-by-Line Instructions
(continued)**

Field	Field Definitions and Usage Requirements
7. Pager PIN	7. This field is used to identify the pager personal identification number. USAGE : This field is conditional. Note: This field is required when the valid entry of P,05 is indicated in the Pager Notification field, otherwise prohibited.
8. Message Waiting	8. This field is used to indicate a message waiting indicator is required. USAGE: This field is Optional. Valid Entries: Y= Yes

COMPETITIVE LOCAL EXCHANGE CARRIER
ORDERING DOCUMENT
BELLSOUTH® MULTISERV®
FEATURE MATRIX

Page ____ of ____

PON: _____
END: _____
USER: _____

	INA	Telephone Number (TN)	OTF	TR STATUS	PI	EA	HTG	HML	SIA #	Lacum	PI	LPIC	FTR	GRP	900%	TOLL	CPG#	CPDN*	ECYC	CPBN*	MEC	OPTIONAL FEATURES
1																						
2																						
3																						
4																						
5																						
6																						
7																						
8																						
9																						
10																						
11																						
12																						
13																						
14																						
15																						
16																						
17																						
18																						
19																						
20																						
21																						
22																						
23																						
24																						
25																						

Figure 35 MultiServ® Feature Matrix

Table FF MultiServ® Feature Matrix Line-by Line Instructions

Field Name	Field Definition & Usage Requirements
1. LNA	<p>1. This field is used to identify the activity involved at the line level.</p> <p>USAGE: This field is Required.</p> <p>Valid Entries: A= New Installation and/or account (e.g. new additional line)</p> <p>C= Change or modification to an existing wholesale account.</p> <p>D=Disconnection (This is not used to indicate a complete disconnect of the account).</p> <p>R=Record Activity is for ordering administrative changes.</p> <p>X=Telephone Number Change.</p> <p>V = Conversion of service to new LSP as specified.</p> <p>W = Conversion AS IS to new LSP.</p> <p>P=PIC Change</p>
1a. Telephone Number (TN)	<p>1a. This field is used to indicate the telephone number that service order activity is to occur on.</p> <p>USAGE: This field is required.</p> <p>Valid Entries:</p> <p>N=New Account Number</p> <p>Data Characters: Up to 12 alphanumeric</p> <p>Note: When valid entry of telephone number is indicated, must have 12 characters.</p> <p>Note: When valid entry of N is indicated, BellSouth will assign the telephone number.</p> <p>Example: 404-555-1212</p>
1b. OTN	<p>1b. This field is used to indicate the old telephone number when a number change is being requested.</p> <p>USAGE: This field is conditional.</p> <p>Note: This field is required when valid entry of Telephone Number is populated in the Telephone Number field.</p>

- continued -

Table FF MultiServ® Feature Matrix Line-by-Line Instructions (continued)

Field Name	Field Definition & Usage Requirements
2. TN Status	<p>2. This field is used to indicate the status of the Telephone Number (TN) field.</p> <p>USAGE: This field is Conditional.</p> <p>Note: This field is required when valid entry of Telephone Number is populated in the Telephone Number field.</p> <p>Valid Entries = ME Move existing MultiServ telephone number.</p> <p>N= New R= Reuse</p> <p>Data Characters: Up to 2 alpha characters.</p> <p>Note: Valid entry of ME is allowed only when the valid entry "Move" is in the Type of Request field.</p>
3. NPI	<p>3. Identifies the status of the telephone number being ported.</p> <p>USAGE: This field is optional.</p> <p>Valid Entries = C= Port in working TN D= Port in reserved TN E= Port Back</p> <p>Note 1: reserved numbers may only be ported when associated with an active account.</p> <p>Note 2: When the first position of the REQ TYP field on the LSR form is 'E' or 'F', the only valid entry is 'C' or 'D'.</p> <p>Note 3: When this field is indicated, the Number Portability form is required.</p> <p>Data Characters: 1 alpha character</p> <p>Example: E</p>

- continued -

Table FF MultiServ® Feature Matrix Line-by-Line Instructions (continued)

Field Name	Field Definition & Usage Requirements
4. HA	<p>4. This field is used to identify activity associated with hunting on this request. USAGE: This field is Optional. Valid Entries: N= New E= Existing-No Change C= Change to hunt group arrangement D= Remove hunt group arrangement. Data Characters: 1 alpha character Note: When "New" is indicated in the Type of Request field, valid entries of "C", "D" and "E" are prohibited. Note: When valid entries of "N", or "C" is indicated a Hunting Work Sheet must be attached. Note: When "New" is indicated in the Type of Request field, valid entries of "C", "D", and "E" is prohibited.</p>
5. HTG	<p>5. This field is used to indicate the unique hunting group the MultiServ® station line is to be assigned in. USAGE: This field Conditional. Note: This field is required when valid entry of "N" is indicated in the HA field and the HML field is not indicated. Data Characters: Up to 3 characters</p> <p>Example: A</p> <p>Note: When valid entries of "C", "D", or "E" is indicated in the HA field, the unique existing HTG must be indicated.</p>
6. HML	<p>6. This field is used to indicate the unique multiline hunt group the MultiServ® station is to be assigned in. USAGE: this field is Conditional. Note: The field is required when valid entry of "N" is indicated in the HA field and the HTG field is not indicated. Note: When valid entries of "C", "D", or "E" is indicated in the HA field, the unique existing HTG must be indicated.</p>

- continued -

Table FF MultiServ® Feature Matrix Line-by-Line Instructions (continued)

Field Name	Field Definition & Usage Requirements
7. SLA#	<p>7. This field is used to indicate the SLA# when the MultiServ® station is to be installed at an address other than the main Service Address (SA).</p> <p>USAGE: This field is Conditional.</p> <p>Note: This field is required when the Secondary Location Address (SLA) field is indicated on the Competitive Local Exchange Ordering Document MultiServ® General Information.</p> <p>Note: This field must have an identical SLA number on the Secondary Location matrix.</p> <p>Valid Entries: 2-999 numeric characters.</p>
7a. LOCNUM	<p>7a. Identifies service location number for the service requested. The Location Number is assigned by the customer and is retained until the service is disconnected.</p> <p>USAGE: This field is Conditional.</p> <p>Required when the same circuit or telephone number appears at multiple locations.</p>
8. PIC	<p>8. This field is used to indicate the Presubscription Indicator Code (PIC) for the carrier the customer has selected for interlata traffic for the MultiServ® station line indicated in the Telephone Number (TN) field.</p> <p>USAGE: This field is Required.</p> <p>Data Characters: 4 alphanumeric characters.</p> <p>Valid Entries:</p> <p>XXX=Valid PIC Code.</p> <p>NONE=(Customer does not want to presubscribe)</p> <p>NA=Not Applicable (Service may not require a PIC)</p> <p>UNDC=Undecided (Customer has not decided which presubscribed carrier to select).</p>
8a. LPIC	<p>8a. This field is used to indicate the Presubscription Indicator Code for the carrier the customer has selected for intraLATA traffic.</p> <p>USAGE: This field is required.</p> <p>Data Characters: 4 alphanumeric characters</p> <p>Valid Entries:</p> <p>XXX=Valid PIC Code</p> <p>NONE= (Customer does not want to presubscribe)</p> <p>NA=Not Applicable (Service may not require a PIC)</p> <p>UNDC=Undecided (Customer has not decided which presubscribed carrier to select).</p>

- continued -

Table FF MultiServ® Feature Matrix Line-by Line Instructions (continued)

Field Name	Field Definition & Usage Requirements
9. FTR	<p>9. This field is used to indicate the feature group package associated with the MultiServ® station line indicated in the Telephone Number (TN) field. USAGE: This field is Required. Valid Entries: B= Basic Feature Group Feature Group Number Note: Features may differ per central office switch type, contact Account Team for feature availability.</p> <p>Example: 6</p> <p>Example: B</p> <p>Data Characters: Up to two alphanumeric characters</p>
10. 900/976	<p>10. this field is used to indicate 900/976 restriction ids requested for the MultiServ® station line identified in the Telephone Number (TN) field. Usage: This field is Optional. Valid Entry: Y= Yes</p>
11. Toll	<p>11. This field is used to indicate toll restriction is requested for the MultiServ® Station Link indicated in the Telephone Number (TN) field. USAGE: This field is Optional.</p>
12. CPG#	<p>12. This field is used to identify the unique call pick up group for the MultiServ® station link identified in the Telephone Number (TN) field. USAGE: This field is Conditional. Note: This field is required when the Feature Group field is indicated and Feature Group selected has Call Pick Up.</p>
13. CFDN	<p>13. This field is used to indicate the telephone number calls are to be forwarded to when the MultiServ® station link indicated in the Telephone Number (TN) field has Call Forwarding Don't Answer. USAGE: This field is required when the Feature Group field is indicated and the Feature Group selected has Call Forward Don't Answer.</p>

- continued -

Table FF MultiServ® Feature Matrix Line-by-Line Instructions (continued)

Field Name	Field Definition & Usage Requirements
14. RCYC	14. This field is used to indicate the ringing cycle for CFND. USAGE: This field is Conditional. Note: This field is required when the CFDN field is indicated. Valid Entries: 2-7 Data Character: 1 numeric character
15. CFNB	15. This field is used to indicate the telephone number calls are to be forwarded to when the MultiServ® station link indicated in the Telephone Number (TN) field has Call Forwarding Busy. Usage: This field is required when the Feature Group field is indicated and the Feature Group selected has Call Forward Busy.
16. Miscellaneous	16. This field is used to indicate request for miscellaneous service features to be associated with the MultiServ® Station Link indicated in the Telephone Number (TN) field. (e.g. Customer Control) USAGEe: This field is Optional.
17. Optional Features	17. This field is used to indicate request for Optional Features (e.g. Authorization Codes) USAGE: This field is optional . Note: For information on Optional Features, refer to state specific tariffs and/or Account Team.

COMPETITIVE LOCAL EXCHANGE CARRIER
ORDERING DOCUMENT
BELL SOUTH® MULTISERV® SECONDARY LOCATION
ADDRESS (SLA) MATRIX

FIELD (1)	FIELD (2)	FIELD (3)	FIELD (4)	FIELD (5)	FIELD (6)	FIELD (7)	FIELD (8)	FIELD (9)
SLA STATUS	LOCNUM	SLA STREET ADDRESS INFORMATION	SUITE, BLDG, OR APT#	ROOM #	FLOOR #	City	STATE	ZIP CODE
1								
2								
3								
4								
5								
6								
7								
8								
9								
10								
11								
12								
13								
14								
15								
16								
17								
18								
19								
20								
21								
22								
23								

Figure 36 MultiServ® Secondary Location Address Matrix

Table GG MultiServ® Secondary Location Address Matrix Line-by-Line Instructions

Field	Field Definitions
1. SLA Status	1. This field is used to identify the status of the SLA for the order request. USAGE: This field is required. Valid entries: N= New E=Existing Note Valid entry of N is used to establish a new SLA. Note: Valid entry of N is used to make changes or additions to existing SLA locations.
2. LOCNUM	2. This field is used to identify the location (SLA) number where additional/and or changes are being made. USAGE: This field is required. Valid Entries 2-999 Usage Note: This field must match the LOCNUM field on the EU form.
3. SLA Street Address Information	3. This field is used to provide the address where the service is to be provisioned. USAGE: This field is required. Note: This address must be RSAG valid.
4. Suite, BLDG or Apt #	4. This field is used to indicate, Suite, Building or Apartment numbers. Usage: This field is optional. Example: Suite 100
5. Room #	5. This field is used to identify the room number of the end user location. Usage: This field is optional.
6. Floor#	6. This field is used to identify floor number of the end user location. Usage: This field is optional.
7. City	7. This field is used to identify the two character postal code for the state of the end user location. Usage: This field is required. Note: Address must be RSAG valid.

- continued -

**Table GG MultiServ® Secondary Location Address Matrix Line-by-Line
Instructions (continued)**

Field	Field Definitions
8. State	8. This field is used to identify the zip code of the end user location. Usage: This field is Required. Data Characters: Two alpha characters
9. Zip Code	9. This field is used identify the zip code of the end user location. Usage: This field is required. Data Characters: Five alphanumeric characters.

Field	Definition
HTG	<p>This field is used to identify the unique hunting group indicated in the HTG field on the Feature Matrix. Usage: This field is Conditional Note: This field is required when the HTG field is indicated on the Feature Matrix, and hunt sequence is not an HML. Data Characters: Up to 3 alpha characters. Business Rule: The hunt sequence may be either HTG, or HML.</p>
HML #	<p>This field is used to identify the unique multiline hunt group indicated in the HML field on the Feature Matrix. Usage: This field is Conditional. Note: This field is required when the HML field is indicated on the Feature Matrix, and the hunt sequence is not an HTG. Business Rule: The hunt sequence may be either HTG or HML.</p>
Hunt Group Sequence	<p>This field is used to indicate the sequence in which the MultiServ station links are to hunt.</p>

Example:

HTG	HML #	HUNT GROUP SEQUENCE
A		404 555-1212, 404 555-1213, NEW NUMBER, NEW NUMBER

BellSouth® Hunting Work Sheet

HTG #	HML #	HUNT GROUP SEQUENCE

Figure 37 BellSouth® Hunting Line-by-Line Instructions and Worksheet

2			COMPETITIVE LOCAL EXCHANGE CARRIER								
3			ORDERING DOCUMENT								
4			MULTISERV MEMORY CALL MATRIX								
5											
6											
7	TELEPHO NE #	Mailbox User Name	CALL RETURN TO OPERATOR	Operator TN	Pager Notification	Pager Number	Pager PIN	Message Waiting			
8	1										
9	2										
10	3										
11	4										
12	5										
13	6										
14	7										
15	8										
16	9										
17	10										
18	11										
19	12										
20	13										
21	14										
22	15										
23	16										
24	17										
25	18										
26	19										
27	20										
28	21										
29	22										
30	23										
31	24										

Figure 38 BellSouth® MultiServ Memory Call Matrix Worksheet

Table HH BellSouth MultiServ® Memory Call® Matrix Line-by-Line Instructions

Field	Field Definitions and Usage Requirements
1. Telephone Number	1. This field is used to indicate the MultiServ® telephone number which voice mail/Memory Call® is to be used on. Usage: This field is required. Data Characters: 12 alphanumeric characters (including 2 hyphens)
2. Mailbox User Name	2. This field is used to identify the mailbox user. Usage: This field is required. Example: ABC Company Example: Sam Jones
3. Call Return to Operator	3. This field is used when the end user desires to allow the caller the option of depressing 0 for further assistance. Usage: This field is optional. Valid Entry: Y
4. Operator TN	4. This field is used to indicate telephone number calls should be forwarded to when the caller depresses 0. Usage: This field is required when the Call Return to Operator field is indicated.
5. Pager Notification	5. This field is used to indicate pager notification is requested. Usage: This field is optional. Valid Entries: P,01=Non-Voice, Digital or Tone P,03=Voice Pager P,05=Pager with PIN Number
6. Pager Number	6. This field is used to identify the pager telephone number for pager notification. Usage: This field is conditional. Note: This field is required when the Pager Notification field is indicated. Data Characters: 12 alpha/numerics (including 2 hyphens)

- continued -

**Table HH BellSouth MultiServ® Memory Call® Matrix Line-by-Line Instructions
(continued)**

Field	Field Definitions and Usage Requirements
7. Pager PIN	7. This field is used to identify the pager personal identification number. Usage: This field is conditional. Note: This field is required when the valid entry of P,05 is indicated in the Pager Notification field, otherwise prohibited.
8. Message Waiting	8. This field is used to indicate a message waiting indicator is required. Usage: This field is optional. Valid Entries: Y=YES

28. BellSouth P-Phone

28.1 Description

The purpose of the Electronic Business Set Key Sheet & Additional Module Form is to provision BellSouth® Centrex®, ESSX® and MultiServ® telephone lines for Electronic Business sets. The Electronic Business form must be accompanied by Local Service Request (LSR) form, End User (EU) form, and product specific form when appropriate.

BellSouth® Centrex® is a repackaging of existing central office-based services - the simplification found in MultiServ® with the flexibility of ESSX® service - to better address customer and company needs. It is designed for business customers who need highly reliable communications service and do not wish to manage their own central office equipment.

ESSX® Service is a voice/data central office-based telecommunications system that offers generally the same standard features and benefits associated with most electronic premises-based PBX and key telephone systems. It combines multiple telephone lines into a single functional system. No switching equipment is installed at the subscriber's premises, and all the subscriber's lines are directly connected to the central office.

MultiServ® Service is a Centrex offering that combines multiple telephone lines into a single functional system. No switching equipment is installed at the subscriber's premises, and all subscribers' lines are directly connected to the central office.

28.2 Ordering Information

The Electronic Business set form package consist of the following forms:

Electronic Business Set Sheets

- M5008/M5208
- M5009/M5209
- M5216/M5316

Additional Modules (Add On Module)

- M518-1
- M518-2
- M518-3
- M522-1
- M522-2
- M536

Note: Electronic Business Set sheets M5009/M5209 and M5216/M5316 may be submitted with or without additional modules, however, Additional Modules may not be submitted without Electronic Business Set sheets.

Definition of Electronic Business Set Provision Terminology

Multiple Appearance Directory Number (MADN) — A directory number (DN) that is assigned to more than one business set is called a Multiple Directory Number (MADN). The business sets that are assigned this DN are known as a MADN group. Within a MADN group one set is designated as the primary member and others become secondary members of the group. MADN groups may be comprised of up to 32 members and configured in either Single Call Arrangement (SCA) or Multiple Call Arrangement (MCA).

Single Call Arrangement (SCA) — Allows only one call to be active (either originating or terminating) on the MADN at any given time.

Multiple Call Arrangement (MCA) — Allows more than one set in the MADN group to be active on the MADN simultaneously on separate calls. The number of simultaneous calls is restricted only by the number of members in the MADN group.

MA6-Multiple Appearance Directory Number-Single Call Arrangement (SCA) Provisions additional appearances.

MA8-Multiple Appearance Directory Number-Multiple Call Arrangement (MCA) provisions additional appearances.

MAA1X- Multiple Appearance Directory Number-Multiple Call Arrangement per group, Primary Appearance.-Ringing.

MAA2X-Multiple Appearance Directory Number-Multiple Call Arrangement per group, Primary Appearance-Non-Ringing **MAQ1X-Multiple Appearance Directory Number-Single Call Arrangement per group, Primary Appearance Ringing**

MAQ2X-Multiple Appearance Directory Number-Single Call Arrangement per group, Primary Appearance Non-Ringing

DR6- Additional Directory Number, may also be referred to as a Phantom/Overflow telephone number and appears on a key (other than key 1) of an Electronic Business Set. (Does not require a PIC or LPIC) (Valid for ESSX® services only). A DR6 may only appear on 1 Electronic Business set (Per Telephone Number).

M4FEN- Additional Directory Number (AND). An AND may appear on one key of one set, and may not appear on Key 1. (Requires an PIC and LPIC) If PIC and LPIC not indicated in the Options field, will default to PIC and LPIC in PIC and LPIC fields.

Note: **These Forms are *not* used to provide Customer Equipment.**

28.3 BellSouth® Electronic Business Set Line Key Sheets (P-Phone)

BELLSOUTH Electronic Business Set Line Key Sheets (P-Phone)

M5008/5208

(1) End User Name		(2) Main Account #		(3) D/T Sent		(4) Type Service:												
(5) Station Number: 404 555-1213																		
(6) KS:		(7) MGPI:		(8) MGPI:		(9) CTX												
(10) OTN		(11) VER		(12) FOM#														
(13) LOCNUM		(14) <input type="checkbox"/> Display (15) Type Set:																
LNA	(17) Key	(18) TN-Telephone Number Alignment	(19) Key List	(20) MADN USOC	(21) Additional Directory Number-PLANTEL	(22) CAT (NCOS)	(23) Primary P or N	(24) Primary TN	(25) Ringing Refring to RING	(26) MADN Call Arrangement Single or Multiple	(27) Denial Treatment Tones	(28) Bridging %/N/H/No	(29) Conference Size 3-30	(30) Bridge Tones N/H/No	(31) Privacy Status Privs Non-Private	(32) Privacy Release Manual CR Auto	(33) Option	
	Key 8	Release																
	Key 7																	
	Key 6																	
	Key 5																	
	Key 4																	
	Key 3																	
	Key 2																	
	Key 1																	
A		(18A) Primary Directory Number (P.D.N.)																

(34) Feature Active: (35) Feature Code:

(36) Feature Detail:

(37) Line Code: (38) Line Detail:

(37) Line Additive	(38) FPI	(39) PC	(40) LPC	(41) CTY	(42) Panellet option	(43) CN Number	(44) Feature Group

(45) Remarks:

NOTE: THEM6008 AND M6208 ARE NOT COMPATIBLE WITH ANY ADD-ONS.

Figure 39 BellSouth® Electronic Business Set Line Key Sheets (P-Phone) M5008 / 5208

**Table II BellSouth® Electronic Business Set Line Key Sheets (P-Phone) M5008/M5208
line By Line Instructions**

Field	Field Definitions
1. End User Name	<p>1. Identifies the name of the end user. The name in this field is not intended to be used for directory services. USAGE: This field is required. Data Characters: Up to 25 alphanumeric characters. Business Rule: This field must match the Name field on the End User Form (EU) USAGE: This field is required. Data Characters: Up to 25 alphanumeric characters. Business Rule: This field must match the Name field on the End User Form (EU).</p>
2. Main Account #	<p>2. Identifies the main account number assigned by the NSP. USAGE: This field is required. Valid Entries: N= New Account Number Data Characters: 20 alphanumeric characters</p> <p>Example: 404 555-1010</p> <p>Example: N</p> <p>Note: Valid entry of N may only be used for initial establishment of service.</p> <p>Business Rule: This field must match the ATN or AN field on the End User Form (EU) or the Local Service Request Form (LSR).</p>

- continued -

**Table II BellSouth® Electronic Business Set Line Key Sheets (P-Phone) M5008/
M5208 line By Line Instructions (continued)**

Field	Field Definitions
3. D/T Sent-Date and Time Sent	<p>3. Identifies the date and time that the request is sent by the CLEC. USAGE: This field is required. Data Characters: Up to 17 alphanumeric characters. (including 3 hyphens) Valid Entries: Position of Character Definition 1 and 2 Two Digit Month (01-12) 3 Always a Hyphen 4 and 5 Two Digit Day (01-31) 6 Always a Hyphen 7 and 8 Two Digit Century (00-99) 9 and 10 Two Digit year (00-99) 11 Always a Hyphen 12 and 13 Two Digit Hour (01-12) 14 and 15 Two Digit Minute (00-59) 16 and 17 AM or PM Note: This entry must match the D/T Sent field on the LSR form.</p>
4. Type Service	<p>4. Identifies the type of service this request is for. USAGE: This field is required. Valid Entries: BellSouth® Centrex® ESSX® MultiServ® Data Characters: Up to 20 alphanumeric characters</p>
5. Station Number	<p>5. Identifies the telephone number (TN) for this request USAGE: This field is required. Valid Entries: N= New Telephone number requested Telephone Number</p>

- continued -

**Table II BellSouth® Electronic Business Set Line Key Sheets (P-Phone) M5008/
M5208 line By Line Instructions (continued)**

Field	Field Definitions
6. KS#	<p>6. Identifies the unique key system this P-Phone line information will be grouped under. USAGE: This field is conditional. Usage Note: Required when the type service field is indicated with valid entry of MultiServ® or BellSouth® Centrex® Valid Entries: N= New Key System assigned by BellSouth. Key System Number</p> <p>Example :</p> <p>N</p> <p>Example: 2</p> <p>Business Rule: 1 Electronic Business Set Line per Key System Business Rule: Valid Entry of N may only be used when the LNA=A for Primary Directory Number (PDN) field.</p>

- continued -

**Table II BellSouth® Electronic Business Set Line Key Sheets (P-Phone) M5008/
M5208 line By Line Instructions (continued)**

Field	Field Definitions
7. MGP1-MADN Group	<p>7. Identifies the directory number in a MADN group. (A directory number (DN) that is assigned to more than one business set is called a Multiple Appearance directory Number (MADN)). USAGE: This field is conditional. Usage Note: This field is required when the directory number is a MADN. Valid Entries: N= New Telephone Number is requested Telephone Number Business Rule: Use valid entry of "N" when the field Station Number is indicated with "N" and the desired outcome is that the new station number be in a MADN group.</p> <p>Example:</p> <p>MGP1:404 555-1212</p>
8.MGP2-MADN Group	<p>8. Identifies the Primary appearance of the Directory Number in a MADN group, and other primary directory number sets this MADN number appears on. USAGE: This field is conditional. Usage Note: This field is required when MGP1 is indicated. Valid Entries: N= New Telephone Number is requested Telephone Number Business Rule: Use valid entry of "N" when the field Station Number is indicated with "N" and the desired outcome is that the new station number is the primary number in a MADN group. Business Rule: This field may have multiple entries. The first entry is the telephone number where this MADN appearance is primary. Each entry is separated with a coma.</p>

- continued -

**Table II BellSouth® Electronic Business Set Line Key Sheets (P-Phone) M5008/
M5208 line By Line Instructions (continued)**

Field	Field Definitions
9. CTX	<p>9. Identifies the BellSouth® Centrex®, ESSX®, or MultiServ® Centrex Group Number USAGE: This field is required. Valid Entries: N= New Centrex Group Number to be assigned Centrex Group Number Data Characters: Up to 30 alphanumeric Example: ABC1111: 0</p>
10. OTN	<p>10. Identifies the existing telephone number that is being changed. USAGE: This field is conditional. Usage Note: Required when the LNA field is "X", otherwise prohibited. Data Characteristics: 12 alphanumeric characters (including two preprinted hyphens.) Example: 201-699-0001</p>
11. VER-Version Identification	<p>11. Identifies the customer's version number. USAGE: This field is conditional Usage Note: Required when the VER field on the LSR form is populated, otherwise prohibited. Usage Note: This entry must be identical to the VER field entry on the LSR form. Data Characteristics: 2 numeric characters. Example: 01</p>
12. PON-Purchase Order Number	<p>12. Identifies the CLEC's unique purchase order or requisition number that authorizes the issuance of this request or supplement. USAGE: This field is required. Usage Note: This field must be identical to the PON field on the LSR form. Data characteristics: up to 16 alphanumeric characters. Example: 24z9</p>

- continued -

**Table II BellSouth® Electronic Business Set Line Key Sheets (P-Phone) M5008/
M5208 line By Line Instructions (continued)**

Field	Field Definitions
13. LOCNUM	13. Identifies the service location number for the service requested. The location number is assigned by the customer and is retained until the service is disconnected. USAGE: This field is optional. Usage Note: This field will default to the main service address if not populated. Usage Note: This field must be identical to the LOCNUM field on the End User Field.
14. Display	14. Use this field to identify if the Customer's Electronic Business Set is equipped with Display. USAGE: This field is Optional.
15. Type Set	15. Identifies the type Electronic Business Set the customer will be using. USAGE: This field is required. Valid Entries: M5008 M5208
16. LNA	16. Identifies the activity involved at the line level. USAGE: This field is required. Data Characteristics: 1 alpha character Valid Entries: A= New Installation C= Change or Modification to an Existing Wholesale Account D= Disconnection R= Record Activity is for ordering administrative changes X= Telephone Number Change V= Conversion of Service to New LSP as specified W= Conversion As Is P= PIC Change NC= No Change Business Rule: Use to indicate recapped information (e.g. Adding MADN appearance on a PDN, and the MADN is also an existing ESSX®, BellSouth® Centrex®, or MultiServ® Line (IBN)).
17. Key	17. Identifies the key number on the set where the feature and/or MADN will appear. USAGE: This is a pre-populated field

- continued -

**Table II BellSouth® Electronic Business Set Line Key Sheets (P-Phone) M5008/
M5208 line By Line Instructions (continued)**

Field	Field Definitions
18. TN-Telephone Number/or Feature	<p>18. Identifies the MADN telephone number or feature USOC assigned to a particular Key. USAGE: This field is conditional. Usage Note: This field is required when the MADN USOC field is indicated. Usage Note: Key 1 must always be the Primary telephone number (PDN) Data Characteristics: Up to 12 alphanumeric characters. Valid Entry: Feature USOC Telephone Number</p> <p>Example: EATPK</p> <p>Example:</p> <p>404-</p> <p>555-1212</p>
18A. TN-Primary Directory (PDN) Number	<p>18A. Identifies the Primary Directory Number for Electronic Business Set Line. USAGE: This field is required. Usage Note: This field must be identical to the Station Number field.</p>
19. Key List	<p>19. Identifies Key List information for feature assignment. USAGE: This field is optional. Data Characteristics: Up to 15 alphanumeric characters (includes a coma to separate each entry) Valid Entries: 1-8 Business Rule: Use this field when a feature (e.g. Call Forwarding) is assigned to a specific Key, but will apply to numbers assigned on other keys.</p> <p>Example: 2, 3, 5,</p> <p>6</p>

- continued -

**Table II BellSouth® Electronic Business Set Line Key Sheets (P-Phone) M5008/
M5208 line By Line Instructions (continued)**

Field	Field Definitions
20. MADN USOC	<p>20. Identifies the type of MADN appearance. USAGE: This Field is conditional. USAGE: Required when a telephone number is indicated in the TN-Telephone Number/or Feature field, for Key's 2-8. Data Characteristics: Up to 5 alphanumeric characters. Valid Entries: MA6 (See Note 2) MA8 (See Note 2) M4F2N (See Note 3) MAA1X (See Note 1 & 2) M4CPA (See Note 3) MAA2X (See Note 1 & 2) M4C1A (See Note 3) MAQ1X (See Note 1 & 2) M4CAA (See Note 3 & 4) MAQ2X (See Note 1 & 2) Business Rule: When MA6, MA8, MAQ1X, MAQ2X, MAA1X, MAA2X is indicated and there is not an existing corresponding line USOC on customer service records, or request for new line associated with these entries the ZZUC4 field must also be populated.</p> <p>Note: 1: Not Applicable in Louisiana.</p> <p>Note: 2: These USOCS are not applicable to BellSouth® Centrex®, or MultiServ® / MultiServ PLUS® service.</p> <p>Note: 3: These USOCS are not applicable to ESSX® service</p> <p>Note: 4: This USOC requires a CAT/NCOS, PIC, and LPIC (LPIC, PIC, and FPI may be indicated in the Options field). If LPIC, PIC & FPI not indicated in the Options field, will default to the PDN, LPIC, PIC & FPI fields indicated on this form.</p>

- continued -

**Table II BellSouth® Electronic Business Set Line Key Sheets (P-Phone) M5008/
M5208 line By Line Instructions (continued)**

Field	Field Definitions
20A. Additional Directory Number-Phantom Line	<p>20A. Identifies an additional directory number appearance on an electronic business set.</p> <p>USAGE: This field is Conditional.</p> <p>Usage Rule: When valid entries of BellSouth® Centrex® or MultiServ® is indicated in the Type Service Field, this field is prohibited.</p> <p>Usage Rule: This field and the MADN USOC field may not be indicated for the same key.</p> <p>Usage Rule: When valid entry of ESSX® is indicated in the Type Service field, M4FEN is prohibited.</p> <p>Data Characteristics: Up to 6 alphanumeric</p> <p>Valid Entries: DR6 M4FEN</p> <p>Business Rule: When DR6 is indicated in this field the ZZUC4 field must also be populated. Business Rule: This field may not be indicated on Key 1.</p> <p>Business Rule: Valid Entry of M4FEN requires a PIC an LPIC for provisioning (LPIC and PIC for this valid entry may be indicated in the Options field of this form) If PIC and LPIC is not indicated in the Options field, PIC and LPIC will default to the PIC and LPIC fields indicated for the station link on this form.</p>
21. CAT/NCOS	<p>21. Identifies the dialing plan access code for this request.</p> <p>USAGE: This field is conditional.</p> <p>Usage Rule: Required when TN-Primary Directory Number field is indicated, and LNA = A, C, or V.</p> <p>Data Characteristics: Up to 2 numeric.</p>
22. Primary	<p>22. Identifies if the MADN number is primary to the Electronic Business Line number indicated on Key 1, in the TN-Primary Directory Number Field.</p> <p>USAGE: This field is conditional.</p> <p>Usage Rule: Required when the MADN USOC field is populated, otherwise prohibited.</p> <p>Data Characteristics: 1 alpha character</p> <p>Valid Entries: N= Non Primary P= Primary</p>

- continued -

**Table II BellSouth® Electronic Business Set Line Key Sheets (P-Phone) M5008/
M5208 line By Line Instructions (continued)**

Field	Field Definitions
22A. Primary TN	22A. Identifies where the MADN Telephone Number primary appearance is located. USAGE: This field is conditional. Usage Note: Required when valid entry of "N" is indicated in the Primary field, and the type service is ESSX® otherwise prohibited. Data Characteristics: Up to 12 alphanumeric characters (including 2 hyphens) Valid Entry: Telephone Number
23. Ringing	23. Identifies whether the associated MADN appearance will ring or not ring on this set. USAGE: This field is conditional. Usage Note: Required when the MADN USOC field is indicated. Usage Note: Required when the Additional Directory Number field is indicated. Data Characteristics: Up to 2 alpha characters Valid Entries: NR= No Ring R= Ring
24. MADN Call Arrangement	24. Identifies the MADN type. USAGE: This field is conditional. Usage Note: Required when the MADN USOC field is indicated. Data Characteristics: 1 alpha character Valid Entries: M= Multiple S= Single
25. Denial Treatment	25. Identifies the type of audible treatment (silence or tone) that should be given to a member when the member is unsuccessful in accessing the MADN line. USAGE: This field is conditional. Usage Note: Required when the MADN USOC field is indicated. Data Characteristics: Up to 7 alpha characters. Valid Entries: Silence Tone

- continued -

**Table II BellSouth® Electronic Business Set Line Key Sheets (P-Phone) M5008/
M5208 line By Line Instructions (continued)**

Field	Field Definitions
26. Bridging	26. Identifies whether or not the MADN group has bridging capability to allow other MADN members into an active call. USAGE: This field is conditional. Usage Note: Required when the MADN USOC field is indicated. Data Characteristics: 1 alpha character Valid Entries: N= No Y= Yes
27. Conference Size	27. Identifies the maximum conference bridge size for this MADN group. USAGE: This field is conditional. Usage Note: Required when a valid entry of "Y" is indicated in the Bridging field, otherwise optional. Data Characteristics: Up to 2 numeric characters Valid Entries: 3 through 30 Example: 4
28. Bridge Tone	28. Identifies whether or not a tone should be heard by the external party and all active MADN members whenever a new member bridges into the call. USAGE: This field is conditional. Usage Note: Required when a valid entry of "Y" is indicated in the bridging field, otherwise optional. Data Characters: 1 alpha character. Valid Entries: N= No Y= Yes

- continued -

**Table II BellSouth® Electronic Business Set Line Key Sheets (P-Phone) M5008/
M5208 line By Line Instructions (continued)**

Field	Field Definitions
29. Privacy Status	<p>29. Identifies whether is initially private or non-private for the MADN telephone number. USAGE: This field is conditional. Usage Note: Required when a valid entry of "Y" is indicated in the bridging field, otherwise optional. Data Characteristics: up to 10 alpha characters. Valid Entries: Nonprivate Private</p> <p>Example:</p> <p>Non-private</p>
30. Privacy Release	<p>30. Identifies the operating mode of the Privacy Release Option. USAGE: This field is conditional. Usage Note: Required when the valid entry "Private" is indicated in the Privacy Status field. Data Characteristics: Up to 6 alpha characters Valid Entries: Auto Manual</p> <p>Example: Auto</p>

- continued -

**Table II BellSouth® Electronic Business Set Line Key Sheets (P-Phone) M5008/
M5208 line By Line Instructions (continued)**

Field	Field Definitions
31. Option	<p>31. Use this field to indicate feature information when the TN-Telephone Number/or feature field is populated with a Telephone number, and the feature is to be assigned on the same key. USAGE: This field is optional. Data Characteristics: Up to 5 alphanumeric characters. Valid Entry: Feature USOC (Uniform Service Order Code) consist of 3 or 5 characters identifying specific items of service or equipment)</p>
32. Feature Activity	<p>32. Indicates the activity type for the feature. USAGE: This field is Conditional Usage Note: Required when the Feature Codes field is indicated, otherwise prohibited. Data Characteristics: 1 alpha character Valid Entries: A= Add/Install C= Change to feature detail D= Disconnect</p> <p>Example: A</p>
33. Feature Code	<p>33. Identifies the type of features associated with the line. USAGE: This field is conditional. Usage Note: Required when the Feature Activity field is indicated, otherwise prohibited. Data Characteristics: 5 alphanumeric characters. Valid Entry: USOC (Uniform Service Order Code) consist of 3 or 5 characters identifying specific items of service or equipment.</p> <p>Example: NRXSX</p>

- continued -

**Table II BellSouth® Electronic Business Set Line Key Sheets (P-Phone) M5008/
M5208 line By Line Instructions (continued)**

Field	Field Definitions
34. Feature Detail	<p>34. Identifies additional information for the type of feature associated with the line. USAGE: This field is conditional. Usage Note: Required if the USOC indicated in the Feature Code field requires additional information to provision the feature. Data Characteristics: Up to 24 alphanumeric characters. Valid Entries: FID Data information (Field identifier code (FID) consist of alphanumeric characters that is used to identify data, give instruction, or associate data that is to be processed as a group.</p> <p>Example: RCYC</p> <p>3</p>
35. Line Code	<p>35. Identifies the type of line associated with this request. USAGE: This field is required. Data Characteristics: Up to 5 alphanumeric characters Valid Entry: USOC (3 or 5 characters identifying the line)</p> <p>Example: R63NX</p>
36. Line Detail	<p>36. Identifies additional information associated with the line code. USAGE: This field is conditional. Usage Note: Required when LNA=A, otherwise optional. Data Characteristics: Up to 50 alphanumeric characters Valid Entries Line FID Data (Field identifier code consists of alphanumeric characters that are used to identify data, give instructions, or associate data that is to be processed as a group.</p>
37. Line Additive	<p>37. Each Electronic Set has a Line Additive per set. USAGE: This field is conditional. Valid Entry: AAS Data Characteristics: 3 alpha characters Usage Note: Required when ESSX®, is indicated in the Type Service field, otherwise prohibited.</p>

- continued -

**Table II BellSouth® Electronic Business Set Line Key Sheets (P-Phone) M5008/
M5208 line By Line Instructions (continued)**

Field	Field Definitions
38. FPI-Freeze PIC Indicator	<p>38. Indicates the customer's requested freeze option for the PIC or LPIC USAGE: This field is optional. Data Characteristics: 1 Alpha Character Valid Entries: E= Freeze LSP's InterLATA PIC (PIC) A= Freeze LSPs IntraLATA PIC (LPIC) B=Freeze LSPs Inter & IntraLATA PIC (Both PIC & LPIC) J=Freeze LSP end Users Customers InterLATA PIC (PIC) K=Freeze LSP End User Customer's IntraLATA PIC (LPIC) L= Freeze LSP End User Customer's Inter & IntraLATA PICs (Both PIC & LPIC) O=LSP Freezes InterLATA PIC and End User Freezes IntraLATA PIC P=LSP Freezes IntraLATA PIC and End User Freezes InterLATA PIC R=Remove InterLATA Freeze (PIC) S=Remove IntraLATA Freeze (LPIC) T=Remove Both InterLATA and IntraLATA Freeze (PIC and LPIC)</p>
39. PIC	<p>39. Identifies the presubscription indicator code (PIC) for the carrier the customer has selected for InterLATA traffic. USAGE: This field is required. Data Characteristics: 4 alphanumeric characters. Valid Entries: XXX= Valid PIC Code; NONE= (Customer does not wish to presubscribe); NA= Not Applicable (Service may not require a PIC); NC= No Change (Used in a conversion as specified line activity or change activity when the PIC is not impacted.); UNDC= Undecided (Customer has not decided which presubscribed carrier to select.)</p>

- continued -

**Table II BellSouth® Electronic Business Set Line Key Sheets (P-Phone) M5008/
M5208 line By Line Instructions (continued)**

Field	Field Definitions
40. LPIC	<p>40. Identifies the presubscription indicator code (PIC) for the carrier the customer has selected for IntraLATA traffic. USAGE: This field is required. Data Characteristics: 4 alphanumeric characters. Valid Entries: XXX= Valid PIC Code None= (Customer does not want to presubscribe) NA= Not Applicable (Service may not require a PIC) NC=No Change (Used in a conversion as specified line activity or change activity when the LPIC is not impacted.) UNDC= Undecided (Customer has not decided which presubscribed carrier to select.)</p> <p>Example:</p> <p>NC</p>
41. QTY ZZUC4	<p>41. Identifies the quantity of Additional Directory Number-Phantom Line and MADN telephone number that is not a physical working number and requires a toll guide be established. USAGE: This field is conditional. Valid Entries: 1-999 Data Characteristics: Up to 3 numeric Usage Note: Required when DR6 is populated in the Additional Directory Number-Phantom Line field.</p>

- continued -

**Table II BellSouth® Electronic Business Set Line Key Sheets (P-Phone) M5008/
M5208 line By Line Instructions (continued)**

Field	Field Definitions
42. Payment Options	<p>42. This field is used to indicate rate stability plan. Usage: This field is optional. Valid Entries: Valid payment option USAGE: This field is not applicable to BellSouth® Centrex for this form. Data Characteristics: Up to 3 numeric</p> <p>Example: 36</p> <p>Business Rule: Default is Month to Month rates on ESSX®. Business Rule: MultiServ®/MultiServ PLUS® systems, all additions must be made under the same Rate Stability Plan as the existing system. Month to Month rates and Rate Stability plan rates may not be provided on the same MultiServ® or MultiServ PLUS® system. Business Rule: Must have a valid Term agreement arrangement on the Customer Service Record (CSR).</p>
43. CN Number	<p>43. This field is used to identify the presence of a Contract Service Arrangement or Special Assembly contracts. USAGE: This field is optional. Valid Entry: Contract Number Data Characteristics: Up to 30 alphanumeric</p> <p>Example: 1234567</p> <p>Business Rule: Must have a valid Contract Service Arrangement or Special Assembly on the Customer Service Record (CSR).</p>

- continued -

**Table II BellSouth® Electronic Business Set Line Key Sheets (P-Phone) M5008/
M5208 line By Line Instructions (continued)**

Field	Field Definitions
44. Feature Group	44. This field is used to identify the Basic Feature Group, or Standard Feature Group USOC. USAGE: This field is conditional. Usage Note: Required when the Type of Service field is indicated with BellSouth Centrex®, or MultiServ®, and the LNA for the TN-Primary Directory Number (PDN) field =A. Valid Entries: M1MDB CENAA CENCA
45. Remarks	45. This field is used to add comments or remarks pertaining to this request. Data Characteristics: Up to 160 alpha/numerics

BELLSOUTH Electronic Business Set Line Key Sheets (P-Phone) M5009/M5209

M5009/M5209		(1) Main Access #		(3) DFL Set		(4) Type Service	
(5) Sub-Access #		(7) MGRP:		(8) MGRP:			
(1) Key		(10) CEN		(11) VER			
(9) FAX		(12) LCO-NUM					
(13) PCN#							

(17) LINA	(18) Key	(19) Telephone Number Feature Assignment	(20) Key	(21) Key	(22) Key	(23) Key	(24) Key	(25) Key	(26) Key	(27) Key	(28) Key	(29) Key	(30) Key	(31) Key	(32) Key	(33) Key
	Key 1															
	Key 2															
	Key 3															
	Key 4															
	Key 5															
	Key 6															
	Key 7															
	Key 8															
	Key 9															
	Key 10															
	Key 11															
	Key 12															
	Key 13															
	Key 14															
	Key 15															
	Key 16															
	Key 17															
	Key 18															
	Key 19															
	Key 20															
	Key 21															
	Key 22															
	Key 23															
	Key 24															
	Key 25															
	Key 26															
	Key 27															
	Key 28															
	Key 29															
	Key 30															
	Key 31															
	Key 32															
	Key 33															
	Key 34															
	Key 35															
	Key 36															
	Key 37															
	Key 38															
	Key 39															
	Key 40															
	Key 41															
	Key 42															
	Key 43															
	Key 44															
	Key 45															
	Key 46															
	Key 47															
	Key 48															
	Key 49															
	Key 50															
	Key 51															
	Key 52															
	Key 53															
	Key 54															
	Key 55															
	Key 56															
	Key 57															
	Key 58															
	Key 59															
	Key 60															
	Key 61															
	Key 62															
	Key 63															
	Key 64															
	Key 65															
	Key 66															
	Key 67															
	Key 68															
	Key 69															
	Key 70															
	Key 71															
	Key 72															
	Key 73															
	Key 74															
	Key 75															
	Key 76															
	Key 77															
	Key 78															
	Key 79															
	Key 80															
	Key 81															
	Key 82															
	Key 83															
	Key 84															
	Key 85															
	Key 86															
	Key 87															
	Key 88															
	Key 89															
	Key 90															
	Key 91															
	Key 92															
	Key 93															
	Key 94															
	Key 95															
	Key 96															
	Key 97															
	Key 98															
	Key 99															
	Key 100															

(35) Feature Activity:	(36) Feature Code:						
(38) Feature Detail:	(37) Line Detail:						
(38) Line Code:	(39) BPT	(40) PFC	(41) LFC	(42) ZZC/C	(43) CRY	(44) CRY Number	(45) Feature Group
(38) Line Additive							
(46) Remarks:							

NOTE: (1) Key 9 lamp is operational only with type set M5209
 NOTE: (2) The set can have a maximum of 3-15b tba modules (M5318) or (1) 35 bba module (M5318) and (1) 15 bba module (M5318)

Figure 40 BellSouth® Electronic Business Set Line Key Sheets (P-Phone) M5009 / 5209

**Table JJ BellSouth® Electronic Business Set Line Key Sheets (P-Phone) M5009/5209
Line-by-Line Instructions**

ITEM	DESCRIPTION
1. End User Name	<p>1. Identifies the name of the end user. The name in this field is not intended to be used for directory services.</p> <p>USAGE: This field is required.</p> <p>Data Characters: Up to 25 alphanumeric characters</p> <p>Business Rule: This field must match the Name field on the End User Form (EU).</p>
2. Main Account #	<p>2. Identifies the main account number assigned by the NSP.</p> <p>USAGE: This field is required.</p> <p>Valid Entries:</p> <p>N= New</p> <p>Account Number Data</p> <p>Characters: 20 alphanumeric characters</p> <p>Example :</p> <p>404 555-1010</p> <p>Example: N</p> <p>Note: Valid entry of N may only be used for initial establishment of service.</p> <p>Business Rule: This field must match the ATN or AN field on the End User Form (EU) or the Local Service Request Form (LSR).</p>

- continued -

**Table JJ BellSouth® Electronic Business Set Line Key Sheets (P-Phone) M5009/
5209 Line-by-Line Instructions (continued)**

ITEM	DESCRIPTION
3. D/T Sent-Date and Time Sent	<p>3. Identifies the date and time that the request is sent by the CLEC. USAGE: This field is required. Data Characters: Up to 17 alphanumeric characters. (including 3 hyphens) Valid Entries: Position of Character Definition 1 and 2 Two Digit Month (01-12) 3 Always a Hyphen 4 and 5 Two Digit Day (01-31) 6 Always a Hyphen 7 and 8 Two Digit Century (00-99) 9 and 10 Two Digit year (00-99) 11 Always a Hyphen 12 and 13 Two Digit Hour (01-12) 14 and 15 Two Digit Minute (00-59) 16 and 17 AM or PM Note: This entry must match the D/T Sent field on the LSR form.</p>
4. Type Service	<p>4. Identifies the type of service this request is for. USAGE: This field is required. Valid Entries: BellSouth® Centrex® ESSX® MultiServ® Data Characters: Up to 20 alphanumeric characters</p>

- continued -

**Table JJ BellSouth® Electronic Business Set Line Key Sheets (P-Phone) M5009/
5209 Line-by-Line Instructions (continued)**

ITEM	DESCRIPTION
5. Station Number	5. Identifies the telephone number (TN) for this request. USAGE: This field is required. Valid Entries: N= New Telephone number requested Telephone Number
6. KS#	6. Identifies the unique key system this P-Phone line information will be grouped under. USAGE: This field is conditional. Usage Note: Required when the type service field is indicated with valid entry of MultiServ® or BellSouth® Centrex® Valid Entries: N= New Key System assigned by BellSouth®. Key System Number Example: N Example :2 Business Rule: 1 Electronic Business Set Line per Key System Business Rule: Valid Entry of N may only be used when the LNA=A for Primary Directory Number (PDN) field.

- continued -

**Table JJ BellSouth® Electronic Business Set Line Key Sheets (P-Phone) M5009/
5209 Line-by-Line Instructions (continued)**

ITEM	DESCRIPTION
7. MGP1-MADN Group	<p>7. Identifies the directory number in a MADN group. (A directory number (DN) that is assigned to more than one business set is called a Multiple Appearance directory Number (MADN)).</p> <p>USAGE: This field is conditional.</p> <p>Usage Note: This field is required when the directory number is a MADN.</p> <p>Valid Entries:</p> <p>N= New Telephone Number is requested Telephone Number</p> <p>Business Rule: Use valid entry of "N" when the field Station Number is indicated with "N" and the desired outcome is that the new station number be in a MADN group.</p> <p>Example: MGP1: 404 555-1212</p>
8.MGP2-MADN Group	<p>8. Identifies the Primary appearance of the Directory Number in a MADN group, and other primary directory number sets this MADN number appears on.</p> <p>USAGE: This Field is conditional</p> <p>Usage Note: This field is required when MGP1 is indicated.</p> <p>Valid Entries N= New Telephone Number is requested Telephone Number</p> <p>Business Rule: Use valid entry of "N" when the field Station Number is indicated with "N" and the desired outcome is that the new station number is the primary number in a MADN group.</p> <p>Business Rule: This field may have multiple entries. The first entry is the telephone number where this MADN appearance is primary. Each entry is separated with a comma.</p>
9. CTX	<p>9. Identifies the BellSouth Centrex®, ESSX®, or MultiServ® Centrex Group Number.</p> <p>USAGE: This field is required</p> <p>Valid Entries: N= New Centrex Group Number to be assigned Centrex Group Number</p> <p>Data Characters: Up to 30 alphanumeric</p> <p>Example: ABC1111: 0</p>

- continued -

**Table JJ BellSouth® Electronic Business Set Line Key Sheets (P-Phone) M5009/
5209 Line-by-Line Instructions (continued)**

ITEM	DESCRIPTION
10. OTN	<p>10. Identifies the existing telephone number that is being changed. USAGE: This field is conditional Usage Note: Required when the LNA field is "X", otherwise prohibited. Data Characteristics: 12 alphanumeric characters (including two preprinted hyphens.)</p> <p>Example: 201-699-0001</p>
11. VER-Version Identification	<p>11. Identifies the customer's version number. USAGE: This field is conditional Usage Note: Required when the VER field on the LSR form is populated, otherwise prohibited. Usage Note: This entry must be identical to the VER field entry on the LSR form. Data Characteristics: 2 numeric characters.</p> <p>Example: 01</p>
12. PON-Purchase Order Number	<p>12. Identifies the CLEC's unique purchase order or requisition number that authorizes the issuance of this request or supplement. USAGE: This field is required. Usage Note: This field must be identical to the PON field on the LSR form. Data characteristics: up to 16 alphanumeric characters.</p> <p>Example:</p> <p>824z9</p>
13. LOCNUM	<p>13. Identifies the service location number for the service requested. The location number is assigned by the customer and is retained until the service is disconnected. USAGE: This field is optional. Usage Note: This field will default to the main service address if not populated.</p>
14. Display	<p>14. Use this field to identify if the Customer's Electronic Business Set is equipped with Display. USAGE: This field is optional.</p>

- continued -

**Table JJ BellSouth® Electronic Business Set Line Key Sheets (P-Phone) M5009/
5209 Line-by-Line Instructions (continued)**

ITEM	DESCRIPTION
15. Type Set	<p>15. Identifies the type Electronic Business Set the customer will be using. USAGE: This field is required. Valid Entries: M5009 M5209</p>
16. Additional Module Activity	<p>16. This field is used to indicate the Additional Module Activity: USAGE: This field is optional. Data Characteristics: 1 alpha character Valid Entries: A= Add C= Change D= Disconnect Business Rule: Valid entry of D is used when the entire module needs to be disconnected.</p>
16A. Additional Module	<p>16A. Identifies Additional Module type. USAGE: This field is conditional. Data Characteristics: 1 alpha character Valid Entries: X Business Rule: This field may have more than 1 entry. Business Rule: Indicate Additional Modules type with X.</p>
16B. Additional Module Detail	<p>16B: This field is used to identify Additional Module type details. USAGE: This field is conditional. Usage Note: This field is required when the Additional Module field is indicated Usage Note: When valid entry of BellSouth Centrex , or MultiServ® is indicated in the Type Service Field, Valid entries of NRCM4, NRCM5, NRCM6, NRCM7 is prohibited. Usage Note: When valid entry of ESSX® indicated in the Type Service Field, Valid entries of M4ERP, M4E1P, M4EZP, M4ESP is prohibited. Data Characteristics: Up to 5 alphanumeric characters Valid Entries: NRCM4=Module additive (18 keys) first module NRCM5= Module additive (18 keys) second module NRCM6= Module additive (18 keys) third module NRCM7= Module additive (36 keys) M4E1P= Module additive (18 keys) second module M4EZP= Module additive (18 keys) third module M4ESP= Module additive (36 keys)</p>

- continued -

**Table JJ BellSouth® Electronic Business Set Line Key Sheets (P-Phone) M5009/
5209 Line-by-Line Instructions (continued)**

ITEM	DESCRIPTION
17. LNA	17. Identifies the activity involved at the line level. USAGE: This field is required. Data Characteristics: 1 alpha character Valid Entries:A= New Installation C= Change or Modification to an Existing Wholesale Account D= Disconnection R= Record Activity is for ordering administrative changes X= Telephone Number Change V= Conversion of Service to New LSP as specified W= Conversion As Is P= PIC Change NC= No Change Business Rule: Use to indicate recapped information (e.g. Adding MADN appearance on a PDN, and the MADN is also an existing ESSX®, BellSouth® Centrex®, or MultiServ® Line (IBN)).
18. Key	18. Identifies the key number on the set where the feature and/or MADN will appear. USAGE: This is a pre-populated field.

- continued -

**Table JJ BellSouth® Electronic Business Set Line Key Sheets (P-Phone) M5009/
5209 Line-by-Line Instructions (continued)**

ITEM	DESCRIPTION
19. TN-Telephone Number/ or Feature	<p>19. Identifies the MADN telephone number or feature USOC assigned to a particular Key. USAGE: This field is Conditional Usage Note: This field is required when the MADN USOC field is indicated. Usage Note: Key 1 must always be the Primary telephone number (PDN) Data Characteristics: Up to 12 alphanumeric characters. Valid Entry: Feature USOC Telephone Number</p> <p>Example:</p> <p>EATPK</p> <p>Example: 404 - 555 - 1212</p>
19A. TN-Primary Directory (PDN) Number	<p>19A: Identifies the Primary Directory Number for Electronic Business Set Line. USAGE: This field is required. Usage Note: This field must be identical to the Station Number field.</p>

- continued -

**Table JJ BellSouth® Electronic Business Set Line Key Sheets (P-Phone) M5009/
5209 Line-by-Line Instructions (continued)**

ITEM	DESCRIPTION
20. Key List	20. Identifies Key List information for feature assignment. USAGE: This field is optional. Data Characteristics: Up to 15 alphanumeric characters (includes a coma to separate each entry) Valid Entries:1-8 Business Rule: Use this field when a feature (e.g. Call Forwarding) is assigned to a specific Key, but will apply to numbers assigned on other keys. Example: 2, 3, 5, 6

- continued -

**Table JJ BellSouth® Electronic Business Set Line Key Sheets (P-Phone) M5009/
5209 Line-by-Line Instructions (continued)**

ITEM	DESCRIPTION
21. MADN USOC	<p>21. Identifies the type of MADN appearance. USAGE: This field is conditional. Usage: Required when a telephone number is indicated in the TN-Telephone Number/or Feature field, for Key's 2-8. Data Characteristics: Up to 5 alphanumeric characters. Valid Entries: MA6 (See Note 2) MA8 (See Note 2) M4F2N (See Note 3) MAA1X (See Note 1 & 2) M4CPA (See Note 3) MAA2X (See Note 1 & 2) M4C1A (See Note 3) MAQ1X (See Note 1 & 2) M4CAA (See Note 3 & 4) MAQ2X (See Note 1 & 2) Business Rule: When DR6 is indicated in this field the ZZUC4 field must also be populated. Business Rule: When MA6, MA8, MAQ1X, MAQ2X, MAA1X, MAA2X is indicated and there is not an existing corresponding line USOC on customer service records, or request for new line associated with these entries the ZZUC4 field must also be populated.</p> <p>Note: 1: Not Applicable in Louisiana</p> <p>Note: 2: These USOCS are not applicable to BellSouth® Centrex , or MultiServ® /MultiServ® PLUS service.</p> <p>Note: 3: These USOCS are not applicable to ESSX® service</p> <p>Note: 4: This USOC requires a CAT/NCOS, PIC, and LPIC (LPIC, PIC, and FPI may be indicated in the Options field) If LPIC, PIC & FPI not indicated in the Options field, will default to the PDN, LPIC, PIC & FPI fields indicated on this form.</p>

- continued -

**Table JJ BellSouth® Electronic Business Set Line Key Sheets (P-Phone) M5009/
5209 Line-by-Line Instructions (continued)**

ITEM	DESCRIPTION
21A. Additional Directory Number-Phantom Line	<p>21A. Identifies an additional directory number appearance on an electronic business set.</p> <p>Usage: This field is Conditional</p> <p>Usage Rule: When valid entries of BellSouth Centrex® or MultiServ® is indicated in the Type Service Field, this field is prohibited.</p> <p>Usage Rule: This field and the MADN USOC field may not be indicated for the same key.</p> <p>Usage Rule: When valid entry of ESSX® is indicated in the Type Service field, M4FEN is prohibited.</p> <p>Data Characteristics: Up to 6 alphanumeric</p> <p>Valid Entries: DR6 M4FEN</p> <p>Business Rule: When DR6 is indicated in this field the ZZUC4 field must also be populated.</p> <p>Business Rule: This field may not be indicated on Key 1</p> <p>Business Rule: Valid Entry of M4FEN requires a PIC an LPIC for provisioning (LPIC and PIC for this valid entry may be indicated in the Options field of this form).</p> <p>If PIC and LPIC is not indicated in the Options field, PIC and LPIC will default to the PIC and LPIC fields indicated for the station link on this form.</p>
22. CAT/NCOS	<p>22. Identifies the dialing plan access code for this request.</p> <p>USAGE: This field is conditional.</p> <p>Usage Rule: Required when TN-Primary Directory Number field is indicated, and LNA = A, C, or V.</p> <p>Data Characteristics: Up to 2 numeric.</p>
23. Primary	<p>23. Identifies if the MADN number is primary to the Electronic Business Line number indicated on Key 1, in the TN-Primary Directory Number Field.</p> <p>USAGE: This field is conditional.</p> <p>Usage Rule: Required when the MADN USOC field is populated, otherwise prohibited.</p> <p>Data Characteristics: 1 alpha character</p> <p>Valid Entries: N= Non Primary P= Primary</p>

- continued -

**Table JJ BellSouth® Electronic Business Set Line Key Sheets (P-Phone) M5009/
5209 Line-by-Line Instructions (continued)**

ITEM	DESCRIPTION
23A. Primary TN	<p>23A. Identifies where the MADN Telephone Number primary appearance is located.</p> <p>USAGE: This field is conditional. Usage Note: Required when valid entry of "N" is indicated in the Primary field, and the type service is ESSX® otherwise prohibited.</p> <p>Data Characteristics: Up to 12 alphanumeric characters (including 2 hyphens)</p> <p>Valid Entry: Telephone Number</p>
24. Ringing	<p>24. Identifies whether the associated MADN appearance will ring or not ring on this set.</p> <p>USAGE: This field is conditional.</p> <p>Usage Note: Required when the MADN USOC field is indicated.</p> <p>Usage Note: Required when the Additional Directory Number field is indicated.</p> <p>Data Characteristics: Up to 2 alpha characters</p> <p>Valid Entries: NR= No Ring R= Ring</p>
25. MADN Call Arrangement	<p>25. Identifies the MADN type.</p> <p>USAGE: This field is conditional.</p> <p>Usage Note: Required when the MADN USOC field is indicated.</p> <p>Data Characteristics: 1 alpha character</p> <p>Valid Entries: M= Multiple S= Single</p>
26. Denial Treatment	<p>26. Identifies the type of audible treatment (silence or tone) that should be given to a member when the member is unsuccessful in accessing the MADN line.</p> <p>USAGE: This field is conditional.</p> <p>Usage Note: Required when the MADN USOC field is indicated.</p> <p>Data Characteristics: Up to 7 alpha characters</p> <p>Valid Entries: Silence Tone</p>

- continued -

**Table JJ BellSouth® Electronic Business Set Line Key Sheets (P-Phone) M5009/
5209 Line-by-Line Instructions (continued)**

ITEM	DESCRIPTION
27. Bridging	27. Identifies whether or not the MADN group has bridging capability to allow other MADN members into an active call. USAGE: This field is conditional. Usage Note: Required when the MADN USOC field is indicated. Data Characteristics: 1 alpha character Valid Entries: N= No Y= Yes
28. Conference Size	28. Identifies the maximum conference bridge size for this MADN group. USAGE: This field is conditional. Usage Note: Required when a valid entry of "Y" is indicated in the Bridging field, otherwise optional. Data Characteristics: Up to 2 numeric characters Valid Entries: 3 through 30 Example: 4
29. Bridge Tone	29. Identifies whether or not a tone should be heard by the external party and all active MADN members whenever a new member bridges into the call. USAGE: This field is conditional. Usage Note: Required when a valid entry of "Y" is indicated in the bridging field, otherwise optional. Data Characters: 1 alpha character. Valid Entries: N= No Y= Yes
30. Privacy Status	30. Identifies whether is initially private or non-private for the MADN telephone number. USAGE: This field is conditional. Usage Note: Required when a valid entry of "Y" is indicated in the bridging field, otherwise optional. Data Characteristics: up to 10 alpha characters. Valid Entries: Nonprivate Private Example: Non-private

- continued -

**Table JJ BellSouth® Electronic Business Set Line Key Sheets (P-Phone) M5009/
5209 Line-by-Line Instructions (continued)**

ITEM	DESCRIPTION
31. Privacy Release	<p>31. Identifies the operating mode of the Privacy Release Option. USAGE: This field is conditional. Usage Note: Required when the valid entry "Private" is indicated in the Privacy Status field. Data Characteristics: Up to 6 alpha characters Valid Entries: Auto Manual</p> <p>Example:</p> <p>Auto</p>
32. Option	<p>32. Use this field to indicate feature information when the TN-Telephone Number/or feature field is populated with a Telephone number, and the feature is to be assigned on the same key. USAGE: This field is optional. Data Characteristics: Up to 5 alphanumeric characters. Valid Entry: Feature USOC (Uniform Service Order Code consist of 3 or 5 characters identifying specific items of service or equipment).</p>
33. Feature Activity	<p>33. Indicates the activity type for the feature. USAGE: This field is conditional. Usage Note: Required when the Feature Codes field is indicated, otherwise prohibited. Data Characteristics: 1 alpha character. Valid Entries: A= Add/Install C= Change to feature detail D= Disconnect</p> <p>Example:</p> <p>A</p>

- continued -

**Table JJ BellSouth® Electronic Business Set Line Key Sheets (P-Phone) M5009/
5209 Line-by-Line Instructions (continued)**

ITEM	DESCRIPTION
34. Feature Code	<p>34. Identifies the type of features associated with the line. USAGE: This field is conditional. Usage Note: Required when the Feature Activity field is indicated, otherwise prohibited. Data Characteristics: 5 alphanumeric characters. Valid Entry: USOC (Uniform Service Order Code-consist of 3 or 5 characters identifying specific items of service or equipment.</p> <p>Example: NRXSX</p>
35. Feature Detail	<p>35. Identifies additional information for the type of feature associated with the line. USAGE: This field is conditional. Usage Note: Required if the USOC indicated in the Feature Code field requires additional information to provision the feature. Data Characteristics: Up to 24 alphanumeric characters. Valid Entries: FID Data information (Field identifier code (FID) consist of alphanumeric characters that is used to identify data, give instruction, or associate data that is to be processed as a group.</p> <p>Example: RCYC 3</p>
36. Line Code	<p>36. Identifies the type of line associated with this request. USAGE: This field is required. Data Characteristics: Up to 5 alphanumeric characters Valid Entry: USOC (3 or 5 characters identifying the line)</p> <p>Example: R63NX</p>

- continued -

**Table JJ BellSouth® Electronic Business Set Line Key Sheets (P-Phone) M5009/
5209 Line-by-Line Instructions (continued)**

ITEM	DESCRIPTION
37.Line Detail	<p>37. Identifies additional information associated with the line code. USAGE: This field is conditional. Usage Note: Required when LNA=A, otherwise optional. Data Characteristics: Up to 50 characters. Valid Entries Line FID Data (Field identifier code consists of alphanumeric characters that are used to identify data, give instructions, or associate data that is to be processed as a group.</p>
38. Line Additive	<p>38. Each Electronic Set has a Line Additive per set. USAGE: This field is conditional. Valid Entry: AAS Data Characteristics: 3 alpha characters. Usage Note: Required when ESSX®, is indicated in the Type Service field, otherwise prohibited.</p>
39. FPI-Freeze PIC Indicator	<p>39. Indicates the customer's requested freeze option for the PIC or LPIC USAGE: This field is optional. Data Characteristics: 1 alpha character Valid Entries: E= Freeze LSP's InterLATA PIC (PIC) A= Freeze LSPs IntraLATA PIC (LPIC) B=Freeze LSPs Inter & IntraLATA PIC (Both PIC & LPIC) J=Freeze LSP end Users Customers InterLATA PIC (PIC) K=Freeze LSP End User Customer's IntraLATA PIC (LPIC) L= Freeze LSP End User Customer's Inter & IntraLATA PICs (Both PIC & LPIC) O=LSP Freezes InterLATA PIC and End User Freezes IntraLATA PIC P=LSP Freezes IntraLATA PIC and End User Freezes InterLATA PIC R=Remove InterLATA Freeze (PIC) S=Remove IntraLATA Freeze (LPIC) T=Remove Both InterLATA and IntraLATA Freeze (PIC and LPIC)</p>

- continued -

**Table JJ BellSouth® Electronic Business Set Line Key Sheets (P-Phone) M5009/
5209 Line-by-Line Instructions (continued)**

ITEM	DESCRIPTION
40. PIC	<p>40. Identifies the presubscription indicator code (PIC) for the carrier the customer has selected for InterLATA traffic. USAGE: This field is required. Data Characteristics: 4 alphanumeric characters. Valid Entries: XXX= Valid PIC Code NONE= (Customer does not wish to presubscribe) NA= Not Applicable (Service may not require a PIC) NC= No Change (Used in a conversion as specified line activity or change activity when the PIC is not impacted.) UNDC= Undecided (Customer has not decided which presubscribed carrier to select.)</p>
41. LPIC	<p>41. Identifies the presubscription indicator code (PIC) for the carrier the customer has selected for IntraLATA traffic. USAGE: This field is required. Data Characteristics: 4 alphanumeric None= (Customer does not want to presubscribe) NA= Not Applicable (Service may not require a PIC) NC=No Change (Used in a conversion as specified line activity or change activity when the LPIC is not impacted.) UNDC= Undecided (Customer has not decided which presubscribed carrier to select.)</p> <p>Example: NC</p>
42. QTY ZZUC4	<p>42. Identifies the quantity of Additional Directory or MADN telephone number that is not a physical working number and requires a toll guide be established. USAGE: This field is conditional. Valid Entries: 1-999 Data Characteristics: Up to 3 numeric Usage Note: Required when DR6 is populated in the MADN USOC field.</p>

- continued -

**Table JJ BellSouth® Electronic Business Set Line Key Sheets (P-Phone) M5009/
5209 Line-by-Line Instructions (continued)**

ITEM	DESCRIPTION
43. Payment Options	<p>43. This field is used to indicate rate stability plan. Usage: This field is optional. Valid Entries: Valid payment option USAGE: This field is not applicable to BellSouth® Centrex® for this form. Data Characteristics: Up to 3 numeric</p> <p>Example: 36</p> <p>Business Rule: Default is Month to Month rates on ESSX®. Business Rule: MultiServ®/MultiServ PLUS® systems, all additions must be made under the same Rate Stability Plan as the existing system. Month to Month rates and Rate Stability plan rates may not be provided on the same MultiServ® or MultiServ PLUS® system. Business Rule: Must have a valid Term agreement arrangement on the Customer Service Record (CSR).</p>
44. CN Number	<p>44. This field is used to identify the presence of a Contract Service Arrangement or Special Assembly contracts. USAGE: This field is Optional. Valid Entry: Contract Number Data Characteristics: Up to 30 Alphanumeric</p> <p>Example: 1234567</p> <p>Business Rule: Must have a valid Contract Service Arrangement or Special Assembly on the Customer Service Record (CSR).</p>

- continued -

**Table JJ BellSouth® Electronic Business Set Line Key Sheets (P-Phone) M5009/
5209 Line-by-Line Instructions (continued)**

ITEM	DESCRIPTION
45. Feature Group	<p>45. This field is used to identify the Basic Feature Group, or Standard Feature Group USOC.</p> <p>USAGE: This field is conditional.</p> <p>Usage Note: Required when the Type of Service field is indicated with BellSouth® Centrex®, or MultiServ®, and the LNA for the TN-Primary Directory Number (PDN) field =A.</p> <p>Valid Entries:</p> <p>M1MDB CENAA CENCA</p>
46. Remarks	<p>46. This field is used to add comments or remarks pertaining to this request.</p> <p>Data Characteristics: Up to 160 alphanumeric</p>

BELLSOUTH Electronic Business Set Line Key Sheets (P-Phone) M5112-M5312

M5112/M5312		(2) Main Account #		(3) D/T Sent		(4) Type Service	
(1) End User Name							
(5) Station Number:		(7) MGPI:		(8) MGPI2:			
(6) ES:		(10) OTN		(11) VER:			
(9) ETC:							
(12) PONH		(13) LOGNUM					

(17) L/A	(18) Key	(19) TUF-Telephone Number/Assignment	(20) Key List	(21) MADM USOC	(22) Additl. Dns/way Phnum/Line	(23) (CAT (RCD)P)	(24) Privacy P or N	(25) Privacy IN	(26) Ringing Feature Eng	(27) MADM Call Arrangement	(28) Denial Treatment Time	(29) Bridging	(30) Conference Size	(31) Bridge Type	(32) Privacy Status	(33) Privacy Release	(34) Proxy Status	(35) Proxy Release	(36) Proxy Auto	(37) Option					
	Key 0																								
	Key 9																								
	Key 8																								
	Key 7																								
	Key 4																								
	Key 5																								
	Key 4																								
	Key 3																								
	Key 2																								
	Key 1																								
	Key 1																								
	Key 1																								

(38) Line Additive	(39) REM	(40) BC	(41) LEC	(42) ZZZTCA	(43) CRY	(44) Ngnear	(45) CN	(46) Group

(35) Feature Accty: (36) Feature Code:

(37) Line Detail:

(38) Line Additive

(39) REM

(40) BC

(41) LEC

(42) ZZZTCA

(43) CRY

(44) Ngnear

(45) CN

(46) Group

NOTE: The settings have a maximum of 3-18 bitba modle (M518) or 1-36 bitba modle (M536) and 1-18 bitba modle (M518)

Figure 41 BellSouth® Electronic Business Set Line Key Sheets (P-Phone) M5112 / M5312

**Table KK BellSouth® Electronic Business Set Line Key Sheets (P-Phone) M5112/M5312
line By Line Instructions**

Field	Field Definitions
1. End User Name	<p>1. Identifies the name of the end user. The name in this field is not intended to be used for directory services.</p> <p>USAGE: This field is required.</p> <p>Data Characters: Up to 25 alphanumeric characters.</p> <p>Business Rule: This field must match the Name field on the End User Form (EU).</p>
2. Main Account #	<p>2. Identifies the main account number assigned by the NSP.</p> <p>USAGE: This field is required.</p> <p>Valid Entries:</p> <p>N= New Account Number Data</p> <p>Characters: 20 alphanumeric characters</p> <p>Example:</p> <p>404</p> <p>555-1010</p> <p>Example: N</p> <p>Note: Valid entry of N may only be used for initial establishment of service.</p> <p>Business Rule: This field must match the ATN or AN field on the End User Form (EU) or the Local Service Request Form (LSR).</p>

- continued -

**Table KK BellSouth® Electronic Business Set Line Key Sheets (P-Phone)
M5112/M5312 line By Line Instructions (continued)**

Field	Field Definitions
3. D/T Sent-Date and Time Sent	<p>3. Identifies the date and time that the request is sent by the CLEC. USAGE: This field is required. Data Characters: Up to 17 alphanumeric characters. (including 3 hyphens) Valid Entries: Position of Character Definition 1 and 2: Two Digit Month (01-12) 3: Always a Hyphen 4 and 5: Two Digit Day (01-31) 6: Always a Hyphen 7 and 8: Two Digit Century (00-99) 9 and 10: Two Digit year (00-99) 11: Always a Hyphen 12 and 13: Two Digit Hour (01-12) 14 and 15: Two Digit Minute (00-59) 16 and 17: AM or PM</p> <p>Note: This entry must match the D/T Sent field on the LSR form.</p>
4. Type Service	<p>4. Identifies the type of service this request is for USAGE: This field is required. Valid Entries: BellSouth® Centrex® ESSX® MultiServ® Data Characters: Up to 20 alphanumeric characters</p>
5. Station Number	<p>5. Identifies the telephone number (TN) for this request. USAGE: This field is required. Valid Entries: N= New Telephone number requested Telephone Number</p>

- continued -

**Table KK BellSouth® Electronic Business Set Line Key Sheets (P-Phone)
M5112/M5312 line By Line Instructions (continued)**

Field	Field Definitions
6. KS#	<p>6. Identifies the unique key system this P-Phone line information will be grouped under. USAGE: This field is conditional. Usage Note: Required when the type service field is indicated with valid entry of MultiServ® or BellSouth® Centrex®. Valid Entries: N= New Key System assigned by BellSouth Key System Number</p> <p>Example: N</p> <p>Example: 2</p> <p>Business Rule: 1 Electronic Business Set Line per Key System Business Rule: Valid Entry of N may only be used when the LNA=A for Primary Directory Number (PDN) field.</p>
7. MGP1-MADN Group	<p>7. Identifies the directory number in a MADN group. (A directory number (DN) that is assigned to more than one business set is called a Multiple Appearance directory Number (MADN)). USAGE: This field is conditional. Usage Note: This field is required when the directory number is a MADN. Valid Entries: N= New Telephone Number is requested Telephone Number Business Rule: Use valid entry of "N" when the field Station Number is indicated with "N" and the desired outcome is that the new station number be in a MADN group.</p> <p>Example: MGP1: 404 555-1212</p>

- continued -

**Table KK BellSouth® Electronic Business Set Line Key Sheets (P-Phone)
M5112/M5312 line By Line Instructions (continued)**

Field	Field Definitions
8.MGP2-MADN Group	<p>8. Identifies the Primary appearance of the Directory Number in a MADN group, and other primary directory number sets this MADN number appears on.</p> <p>USAGE: This field is conditional.</p> <p>Usage Note: This field is required when MGP1 is indicated.</p> <p>Valid Entries:</p> <p>N= New Telephone Number is requested Telephone Number</p> <p>Business Rule: Use valid entry of "N" when the field Station Number is indicated with "N" and the desired outcome is that the new station number is the primary number in a MADN group.</p> <p>Business Rule: This field may have multiple entries. The first entry is the telephone number where this MADN appearance is primary. Each entry is separated with a coma.</p>
9. CTX	<p>9. Identifies the BellSouth® Centrex®, ESSX®, or MultiServ® Centrex Group Number</p> <p>USAGE: This field is required.</p> <p>Valid Entries:</p> <p>N= New Centrex Group Number to be assigned Centrex Group Number</p> <p>Data Characters: Up to 30 alphanumeric</p> <p>Example: ABC1111:0</p>
10. OTN	<p>10. Identifies the existing telephone number that is being changed.</p> <p>USAGE: This field is conditional.</p> <p>Usage Note: Required when the LNA field is "X", otherwise prohibited.</p> <p>Data Characteristics: 12 alphanumeric characters (including two pre-printed hyphens.)</p> <p>Example:</p> <p>201-699-0001</p>

- continued -

**Table KK BellSouth® Electronic Business Set Line Key Sheets (P-Phone)
M5112/M5312 line By Line Instructions (continued)**

Field	Field Definitions
11. VER-Version Identification	<p>11. Identifies the customer's version number. USAGE: This field is conditional. Usage Note: Required when the VER field on the LSR form is populated, otherwise prohibited. Usage Note: This entry must be identical to the VER field entry on the LSR form. Data Characteristics: 2 numeric characters.</p> <p>Example: 01</p>
12. PON-Purchase Order Number	<p>12. Identifies the CLEC's unique purchase order or requisition number that authorizes the issuance of this request or supplement. USAGE: This field is required. Usage Note: This field must be identical to the PON field on the LSR form. Data characteristics: up to 16 alphanumeric characters.</p> <p>Example:</p> <p>824z9</p>
13. LOCNUM	<p>13. Identifies the service location number for the service requested. The location number is assigned by the customer and is retained until the service is disconnected. USAGE: This field is optional. Usage Note: This field will default to the main service address if not populated.</p>
14. Display	<p>14. Use this field to identify if the Customer's Electronic Business Set is equipped with Display. USAGE: This field is optional.</p>
15. Type Set	<p>15. Identifies the type Electronic Business Set the customer will be using. USAGE: This field is required. Valid Entries: M5112 M5312</p>

- continued -

**Table KK BellSouth® Electronic Business Set Line Key Sheets (P-Phone)
M5112/M5312 line By Line Instructions (continued)**

Field	Field Definitions
16. Additional Module Activity	<p>16. This field is used to indicate the Additional Module Activity: USAGE: This field is optional. Data Characteristics: 1 alpha character Valid Entries: A= Add C= Change D= Disconnect Businss Rule: Valid entry of D is used when the entire module needs to be disconnected.</p>
16A. Additional Module	<p>16A. Identifies Additional Module type. USAGE: This field is conditional. Data Characteristics: 1 alpha character Valid Entries: X Business Rule: This field may have more than 1 entry. Business Rule: Indicate Additional Modules type with X .</p>
16B. Additional Module Detail	<p>16B. This field is used to identify Additional Module type details. USAGE: This field is conditional. Usage Note: This field is required when the Additional Module field is indicated. Usage Note: When valid entry of BellSouth® Centrex®, or MultiServ® is indicated in the Type Service Field. Valid entries of NRCM4, NRCM5, NRCM6, NRCM7 is prohibited. Usage Note: When valid entry of ESSX ® indicated in the Type Service Field, Valid entries of M4ERP, M4E1P, M4EZP, M4ESP is prohibited. Data Characteristics: Up to 5 alphanumeric characters Valid Entries: NRCM4=Module additive (18 keys) first module NRCM5= Module additive (18 keys) second module NRCM6= Module additive (18 keys) third module NRCM7= Module additive (36 keys) M4ERP= Module additive (18 keys) first module M4E1P= Module additive (18 keys) second module M4EZP= Module additive (18 keys) third module M4ESP= Module additive (36 keys).</p>

- continued -

**Table KK BellSouth® Electronic Business Set Line Key Sheets (P-Phone)
M5112/M5312 line By Line Instructions (continued)**

Field	Field Definitions
17. LNA	<p>17. Identifies the activity involved at the line level. USAGE: This field is required. Data Characteristics: 1 alpha character Valid Entries: A= New Installation C= Change or Modification to an Existing Wholesale Account D= Disconnection R= Record Activity is for ordering administrative changes X= Telephone Number Change V= Conversion of Service to New LSP as specified W= Conversion As Is P= PIC Change NC= No Change Business Rule: Use to indicate recapped information (e.g. Adding MADN appearance on a PDN, and the MADN is also an existing ESSX®, BellSouth® Centrex®, or MultiServ® Line (IBN)).</p>
18. Key	<p>18. Identifies the key number on the set where the feature and/or MADN will appear. USAGE: This is a pre-populated field.</p>
19. TN-Telephone Number/or Feature	<p>19. Identifies the MADN telephone number or feature USOC assigned to a particular Key. USAGE: This field is conditional. Usage Note: This field is required when the MADN USOC field is indicated. Usage Note: Key 1 must always be the Primary telephone number (PDN) Data Characteristics: Up to 12 alphanumeric characters. Valid Entry: Feature USOC Telephone Number</p> <p>Example: EATPK</p> <p>Example: 404- 555-1212</p>

- continued -

**Table KK BellSouth® Electronic Business Set Line Key Sheets (P-Phone)
M5112/M5312 line By Line Instructions (continued)**

Field	Field Definitions
19A. TN-Primary Directory (PDN) Number	19A. Identifies the Primary Directory Number for Electronic Business Set Line. USAGE: This field is required. Usage Note: This field must be identical to the Station Number field.
20. Key List	20. Identifies Key List information for feature assignment. USAGE: This field is optional. Data Characteristics: Up to 15 alphanumeric characters (includes a coma to separate each entry) Valid Entries: 1-8 Business Rule: Use this field when a feature (e.g. Call Forwarding) is assigned to a specific Key, but will apply to numbers assigned on other keys. Example : 2 , 3 , 5 , 6

- continued -

**Table KK BellSouth® Electronic Business Set Line Key Sheets (P-Phone)
M5112/M5312 line By Line Instructions (continued)**

Field	Field Definitions
21. MADN USOC	<p>21. Identifies the type of MADN appearance. USAGE: This field is conditional. Usage: Required when a telephone number is indicated in the TN-Telephone Number/or Feature field, for Key's 2-8. Data Characteristics: Up to 5 alphanumeric characters. Valid Entries: MA6 (See Note 2) MA8 (See Note 2) M4F2N (See Note 3) MAA1X (See Note 1 & 2) M4CPA (See Note 3) MAA2X (See Note 1 & 2) M4C1A (See Note 3) MAQ1X (See Note 1 & 2) M4CAA (See Note 3 & 4) MAQ2X (See Note 1 & 2) Business Rule: When DR6 is indicated in this field the ZZUC4 field must also be populated. Business Rule: When MA6, MA8, MAQ1X, MAQ2X, MAA1X, MAA2X is indicated and there is not an existing corresponding line USOC on customer service records, or request for new line associated with these entries the ZZUC4 field must also be populated.</p> <p>Note: 1: Not Applicable in Louisiana</p> <p>Note: 2: These USOCS are not applicable to BellSouth® Centrex®, or MultiServ® / MultiServ PLUS® service.</p> <p>Note: 3: These USOCS are not applicable to ESSX® service</p> <p>Note: 4: This USOC requires a CAT/NCOS, PIC, and LPIC (LPIC, PIC, and FPI may be indicated in the Options field) If LPIC, PIC & FPI not indicated in the Options field, will default to the PDN, LPIC, PIC & FPI fields indicated on this form.</p>

- continued -

**Table KK BellSouth® Electronic Business Set Line Key Sheets (P-Phone)
M5112/M5312 line By Line Instructions (continued)**

Field	Field Definitions
21A. Additional Directory Number-Phantom Line	<p>21A. Identifies an additional directory number appearance on an electronic business set.</p> <p>Usage: This field is Conditional</p> <p>Usage Rule: When valid entries of BellSouth® Centrex® or MultiServ® is indicated in the Type Service Field, this field is prohibited.</p> <p>Usage Rule: This field and the MADN USOC field may not be indicated for the same key.</p> <p>Usage Rule: When valid entry of ESSX® is indicated in the Type Service field, M4FEN is prohibited.</p> <p>Data Characteristics: Up to 6 alphanumeric</p> <p>Valid Entries: DR6 M4FEN</p> <p>Business Rule: When DR6 is indicated in this field the ZZUC4 field must also be populated.</p> <p>Business Rule: This field may not be indicated on Key 1</p> <p>Business Rule: Valid Entry of M4FEN requires a PIC an LPIC for provisioning (LPIC and PIC for this valid entry may be indicated in the Options field of this form)</p> <p>If PIC and LPIC is not indicated in the Options field, PIC and LPIC will default to the PIC and LPIC fields indicated for the station link on this form.</p>
22. CAT/NCOS	<p>22. Identifies the dialing plan access code for this request.</p> <p>USAGE: This field is conditional.</p> <p>Usage Rule: Required when TN-Primary Directory Number field is indicated, and LNA = A, C, or V.</p> <p>Data Characteristics: Up to 2 numeric.</p>
23. Primary	<p>23. Identifies if the MADN number is primary to the Electronic Business Line number indicated on Key 1, in the TN-Primary Directory Number Field.</p> <p>USAGE: This field is conditional.</p> <p>Usage Rule: Required when the MADN USOC field is populated, otherwise prohibited.</p> <p>Data Characteristics: 1 alpha character</p> <p>Valid Entries: N= Non Primary P= Primary</p>

- continued -

**Table KK BellSouth® Electronic Business Set Line Key Sheets (P-Phone)
M5112/M5312 line By Line Instructions (continued)**

Field	Field Definitions
23A. Primary TN	<p>23A. Identifies where the MADN Telephone Number primary appearance is located.</p> <p>USAGE: This field is conditional. Usage Note: Required when valid entry of "N" is indicated in the Primary field, and the type service is ESSX® otherwise prohibited.</p> <p>Data Characteristics: Up to 12 alphanumeric characters (including 2 hyphens)</p> <p>Valid Entry: Telephone Number</p>
24. Ringing	<p>24. Identifies whether the associated MADN appearance will ring or not ring on this set.</p> <p>USAGE: This field is conditional.</p> <p>Usage Note: Required when the MADN USOC field is indicated.</p> <p>Usage Note: Required when the Additional Directory Number field is indicated.</p> <p>Data Characteristics: Up to 2 alpha characters</p> <p>Valid Entries: NR= No Ring R= Ring</p>
25. MADN Call Arrangement	<p>25. Identifies the MADN type.</p> <p>USAGE: This field is conditional.</p> <p>Usage Note: Required when the MADN USOC field is indicated.</p> <p>Data Characteristics: 1 alpha character</p> <p>Valid Entries: M= Multiple S= Single</p>
26. Denial Treatment	<p>26. Identifies the type of audible treatment (silence or tone) that should be given to a member when the member is unsuccessful in accessing the MADN line.</p> <p>USAGE: This field is conditional</p> <p>Usage Note: Required when the MADN USOC field is indicated.</p> <p>Data Characteristics: Up to 7 alpha characters.</p> <p>Valid Entries: Silence Tone</p>

- continued -

**Table KK BellSouth® Electronic Business Set Line Key Sheets (P-Phone)
M5112/M5312 line By Line Instructions (continued)**

Field	Field Definitions
27. Bridging	27. Identifies whether or not the MADN group has bridging capability to allow other MADN members into an active call. USAGE: This field is conditional. Usage Note: Required when the MADN USOC field is indicated. Data Characteristics: 1 alpha character Valid Entries: N= No Y= Yes
28. Conference Size	28. Identifies the maximum conference bridge size for this MADN group. USAGE: This field is conditional. Usage Note: Required when a valid entry of "Y" is indicated in the Bridging field, otherwise optional. Data Characteristics: Up to 2 numeric characters Valid Entries: 3 through 30 Example: 4
29. Bridge Tone	29. Identifies whether or not a tone should be heard by the external party and all active MADN members whenever a new member bridges into the call. USAGE: This field is conditional. Usage Note: Required when a valid entry of "Y" is indicated in the bridging field, otherwise optional. Data Characters: 1 alpha character. Valid Entries: N= No Y= Yes
30. Privacy Status	30. Identifies whether is initially private or non-private for the MADN telephone number. USAGE: This field is conditional. Usage Note: Required when a valid entry of "Y" is indicated in the bridging field, otherwise optional. Data Characteristics: up to 10 alpha characters. Valid Entries: Non-private Private Example: Non-private

- continued -

**Table KK BellSouth® Electronic Business Set Line Key Sheets (P-Phone)
M5112/M5312 line By Line Instructions (continued)**

Field	Field Definitions
31. Privacy Release	<p>31. Identifies the operating mode of the Privacy Release Option. USAGE: This field is conditional. Usage Note: Required when the valid entry "Private" is indicated in the Privacy Status field. Data Characteristics: Up to 6 alpha characters Valid Entries: Auto Manual</p> <p>Example: Auto</p>
32. Option	<p>32. Use this field to indicate feature information when the TN-Telephone Number/or feature field is populated with a Telephone number, and the feature is to be assigned on the same key. USAGE: This field is optional. Data Characteristics: Up to 5 alphanumeric characters. Valid Entry: Feature USOC (Uniform Service Order Code consist of 3 or 5 characters identifying specific items of service or equipment)</p>
33. Feature Activity	<p>33. Indicates the activity type for the feature. USAGE: This field is conditional. Usage Note: Required when the Feature Codes field is indicated, otherwise prohibited. Data Characteristics: 1 alpha character Valid Entries: A= Add/Install C= Change to feature detail D= Disconnect</p> <p>Example:</p> <p>A</p>

- continued -

**Table KK BellSouth® Electronic Business Set Line Key Sheets (P-Phone)
M5112/M5312 line By Line Instructions (continued)**

Field	Field Definitions
34. Feature Code	<p>34. Identifies the type of features associated with the line. USAGE: This field is conditional. Usage Note: Required when the Feature Activity field is indicated, otherwise prohibited. Data Characteristics: 5 alphanumeric characters. Valid Entry: USOC (Uniform Service Order Code-consist of 3 or 5 characters identifying specific items of service or equipment.</p> <p>Example: NRXSX</p>
35. Feature Detail	<p>35. Identifies additional information for the type of feature associated with the line. USAGE: This field is conditional. Usage Note: Required if the USOC indicated in the Feature Code field requires additional information to provision the feature. Data Characteristics: Up to 24 alphanumeric characters. Valid Entries: ID Data information (Field identifier code (FID) consist of alphanumeric characters that is used to identify data, give instruction, or associate data that is to be processed as a group.</p> <p>Example: RCYC 3</p>
36. Line Code	<p>36. Identifies the type of line associated with this request. USAGE: This field is required. Data Characteristics: Up to 5 alphanumeric characters Valid Entry: USOC (3 or 5 characters identifying the line)</p> <p>Example: R63NX</p>
37. Line Detail	<p>37. Identifies additional information associated with the line code. USAGE: This field is conditional. Usage Note: Required when LNA=A, otherwise optional Data Characteristics: Up to 50 characters. Valid Entries Line FID Data (Field identifier code consists of alphanumeric characters that are used to identify data, give instructions, or associate data that is to be processed as a group.</p>

- continued -

**Table KK BellSouth® Electronic Business Set Line Key Sheets (P-Phone)
M5112/M5312 line By Line Instructions (continued)**

Field	Field Definitions
38. Line Additive	38. Each Electronic Set has a Line Additive per set. USAGE: This field is conditional. Valid Entry: AAS Data Characteristics: 3 alpha characters. Usage Note: Required when ESSX®, is indicated in the Type Service field, otherwise prohibited.
39. FPI-Freeze PIC Indicator	39. Indicates the customer's requested freeze option for the PIC or LPIC USAGE: This field is optional. Data Characteristics: 1 Alpha Character Valid Entries: E= Freeze LSP's InterLATA PIC (PIC) A= Freeze LSPs IntraLATA PIC (LPIC) B=Freeze LSPs Inter & IntraLATA PIC (Both PIC & LPIC) J=Freeze LSP end Users Customers InterLATA PIC (PIC) K=Freeze LSP End User Customer's IntraLATA PIC (LPIC) L= Freeze LSP End User Customer's Inter & IntraLATA PICs (Both PIC & LPIC) O=LSP Freezes InterLATA PIC and End User Freezes IntraLATA PIC P=LSP Freezes IntraLATA PIC and End User Freezes InterLATA PIC S=Remove IntraLATA Freeze (LPIC) T=Remove Both InterLATA and IntraLATA Freeze (PIC and LPIC)
40. PIC	40. Identifies the presubscription indicator code (PIC) for the carrier the customer has selected for InterLATA traffic. USAGE: This field is required. Data Characteristics: 4 alphanumeric characters. Valid Entries: XXX= Valid PIC Code NONE= (Customer does not wish to presubscribe) NA= Not Applicable (Service may not require a PIC) NC= No Change (Used in a conversion as specified line activity or change activity when the PIC is not impacted.) UNDC= Undecided (Customer has not decided which presubscribed carrier to select.)

- continued -

**Table KK BellSouth® Electronic Business Set Line Key Sheets (P-Phone)
M5112/M5312 line By Line Instructions (continued)**

Field	Field Definitions
41. LPIC	<p>41. Identifies the presubscription indicator code (PIC) for the carrier the customer has selected for IntraLATA traffic. USAGE: This field is required. Data Characteristics: 4 alphanumeric characters Valid Entries: XXX= Valid PIC Code None= (Customer does not want to presubscribe) NA= Not Applicable (Service may not require a PIC) NC=No Change (Used in a conversion as specified line activity or change activity when the LPIC is not impacted.) UNDC= Undecided (Customer has not decided which presubscribed carrier to select.)</p> <p>Example:</p> <p>NC</p>
42. QTY ZZUC4	<p>42. Identifies the quantity of Additional Directory or MADN telephone number that is not a physical working number and requires a toll guide be established. USAGE: This field is conditional. Valid Entries: 1-999 Data Characteristics: Up to 3 numeric Usage Note: Required when DR6 is populated in the MADN USOC field.</p>

- continued -

**Table KK BellSouth® Electronic Business Set Line Key Sheets (P-Phone)
M5112/M5312 line By Line Instructions (continued)**

Field	Field Definitions
43. Payment Options	<p>43. This field is used to indicate rate stability plan. USAGE: This field is optional. Valid Entries: Valid payment option Usage: This field is not applicable to BellSouth® Centrex® for this form. Data Characteristics: Up to 3 numeric characters</p> <p>Example: 36</p> <p>Business Rule: Default is Month to Month rates on ESSX®. Business Rule: MultiServ®/MultiServ PLUS® systems, all additions must be made under the same Rate Stability Plan as the existing system. Month to Month rates and Rate Stability plan rates may not be provided on the same MultiServ® or MultiServ PLUS® system. Business Rule: Must have a valid Term agreement arrangement on the Customer Service Record (CSR).</p>
44. CN Number	<p>44. This field is used to identify the presence of a Contract Service Arrangement or Special Assembly contracts. USAGE: This field is optional. Valid Entry: Contract Number Data Characteristics: Up to 30 Alphanumeric</p> <p>Example: 1234567</p> <p>Business Rule: Must have a valid Contract Service Arrangement or Special Assembly on the Customer Service Record (CSR).</p>

- continued -

**Table KK BellSouth® Electronic Business Set Line Key Sheets (P-Phone)
M5112/M5312 line By Line Instructions (continued)**

Field	Field Definitions
45. Feature Group	45. This field is used to identify the Basic Feature Group, or Standard Feature Group USOC. USAGE: This field is conditional. Usage Note: Required when the Type of Service field is indicated with BellSouth® Centrex®, or MultiServ®, and the LNA for the TN-Primary Directory Number (PDN) field =A. Valid Entries: M1MDB CENAA CENCA
46. Remarks	46. This field is used to add comments or remarks pertaining to this request. Data Characteristics: Up to 160 alphanumeric.

BELLSOUTH Electronic Business Set Line Key Sheets (P-Phone) M5216/M5316

M5216/M5316

(1) End User Name		(2) Main Account #		(3) D/T Seat		(4) Type Service												
(5) Station Number:																		
(6) K.S.:																		
(7) MGSP1:																		
(8) MGSP2:																		
(9) C.T.X.:																		
(10) OTN:																		
(11) VER:																		
(12) P.ON.#:																		
(13) LOCNUM:																		
(14) Deploy																		
(15) Type Loc																		
(16) Address/Module Activity																		
(17) Type Loc																		
(18) Address/Module Detail																		
(17) Life	(18) Key	(19) Trf-Telephone Number/Assignment	(20) Key Lic	(21) MADIR USOC	(22) ADR Address/Phasom Line	(23) CAT (MCCD)	(24) Fax#	(25) Privacy TR	(26) Ringing RFB=0 RFB=1 Ring	(27) MADIR Call Management	(28) Denial Treatment Tone	(29) Bridging Y=V01 R=06	(30) Conference Sub R=06	(31) Bridge Y=V01 R=06	(32) Privacy Status Private Non-Private	(33) Privacy Release Method Or-Auto	(34) Option	
Key	1																	
Key	2																	
Key	3																	
Key	4																	
Key	5																	
Key	6																	
Key	7																	
Key	8																	
Key	9																	
Key	0																	
Key	1	(19A) Privacy Disaway Number (PK)																
(35) Feature Activity:																		
(36) Feature Cook:																		
(37) Line Detail:																		
(38) Line Additive																		
(39) Remarks:																		
(40) LINC																		
(41) C.F.Y. 22004																		
(42) Payment																		
(43) Payment																		
(44) CR Number																		
(45) Status Group																		

NOTE: (1) Key11 is assignable only with M5216

Figure 42 BellSouth® Electronic Business Set M5216 / M5316 Form

**Table LL BellSouth® Electronic Business Set Line Key Sheets (P-Phone) M5216/M5316
line By Line Instructions**

Field	Field Definitions
1. End User Name	<p>1. Identifies the name of the end user. The name in this field is not intended to be used for directory services. USAGE: This field is required. Data Characters: Up to 25 alphanumeric characters. Business Rule: This field must match the Name field on the End User Form (EU). USAGE: This field is required. Data Characters: Up to 25 alphanumeric characters. Business Rule: This field must match the Name field on the End User Form (EU).</p>
2. Main Account #	<p>2. Identifies the main account number assigned by the NSP. USAGE: This field is required. Valid Entries: N= New Account Number Data Characters: 20 alphanumeric characters Example: 404 555-1010 Example: N</p> <p>Note: Valid entry of N may only be used for initial establishment of service.</p> <p>Business Rule: This field must match the ATN or AN field on the End User Form (EU) or the Local Service Request Form (LSR).</p>

- continued -

**Table LL BellSouth® Electronic Business Set Line Key Sheets (P-Phone) M5216/
M5316 line By Line Instructions (continued)**

Field	Field Definitions
3. D/T Sent-Date and Time Sent	<p>3. Identifies the date and time that the request is sent by the CLEC. USAGE: This field is required. Data Characters: Up to 17 alphanumeric characters. (including 3 hyphens) Valid Entries: Position of Character Definition</p> <p>1 and 2: Two Digit Month (01-12) 3: Always a Hyphen 4 and 5: Two Digit Day (01-31) 6: Always a Hyphen 7 and 8 : Two Digit Century (00-99) 9 and 10: Two Digit year (00-99) 11: Always a Hyphen 12 and 13: Two Digit Hour (01-12) 14 and 15: Two Digit Minute (00-59) 16 and 17: AM or PM</p> <p>Note: This entry must match the D/T Sent field on the LSR form.</p>
4. Type Service	<p>4. Identifies the type of service this request is for. USAGE: This field is required. Valid Entries: BellSouth® Centrex® ESSX® MultiServ® Data Characters: Up to 20 alphanumeric characters</p>
5. Station Number	<p>5. Identifies the telephone number (TN) for this request USAGE: This field is required. Valid Entries: N= New Telephone number requested Telephone Number</p>

- continued -

**Table LL BellSouth® Electronic Business Set Line Key Sheets (P-Phone) M5216/
M5316 line By Line Instructions (continued)**

Field	Field Definitions
6. KS#	<p>6. Identifies the unique key system this P-Phone line information will be grouped under. USAGE: This field is conditional. Usage Note: Required when the type service field is indicated with valid entry of MultiServ® or BellSouth® Centrex®. Valid Entries: N= New Key System assigned by BellSouth. Key System Number</p> <p>Example: N</p> <p>Example : 2</p> <p>Business Rule: 1 Electronic Business Set Line per Key System. Business Rule: Valid Entry of N may only be used when the LNA=A for Primary Directory Number (PDN) field.</p>
7. MGP1-MADN Group	<p>7. Identifies the directory number in a MADN group. (A directory number (DN) that is assigned to more than one business set is called a Multiple Appearance directory Number (MADN)). USAGE: This field is conditional. Usage Note: This field is required when the directory number is a MADN. Valid Entries: N= New Telephone Number is requested Telephone Number Business Rule: Use valid entry of "N" when the field Station Number is indicated with "N" and the desired outcome is that the new station number be in a MADN group.</p> <p>Example: MGP1: 404 555-1212</p>

- continued -

**Table LL BellSouth® Electronic Business Set Line Key Sheets (P-Phone) M5216/
M5316 line By Line Instructions (continued)**

Field	Field Definitions
8.MGP2-MADN Group	<p>8. Identifies the Primary appearance of the Directory Number in a MADN group, and other primary directory number sets this MADN number appears on.</p> <p>USAGE: This field is conditional.</p> <p>Usage Note: This field is required when MGP1 is indicated.</p> <p>Valid Entries:</p> <p>N= New Telephone Number is requested.</p> <p>Telephone Number</p> <p>Business Rule: Use valid entry of "N" when the field Station Number is indicated with "N" and the desired outcome is that the new station number is the primary number in a MADN group.</p> <p>Business Rule: This field may have multiple entries. The first entry is the telephone number where this MADN appearance is primary. Each entry is separated with a coma.</p>
9. CTX	<p>9. Identifies the BellSouth® Centrex®, ESSX®, or MultiServ® Centrex Group Number</p> <p>USAGE: This field is required.</p> <p>Valid Entries: N= New Centrex Group Number to be assigned Centrex Group Number</p> <p>Data Characters: Up to 30 alphanumeric</p> <p>Example: ABC1111:0</p>
10. OTN	<p>10. Identifies the existing telephone number that is being changed.</p> <p>USAGE: This field is conditional.</p> <p>Usage Note: Required when the LNA field is "X", otherwise prohibited.</p> <p>Data Characteristics: 12 alphanumeric characters (including two preprinted hyphens.)</p> <p>Example:</p> <p>201-699-0001</p>

- continued -

**Table LL BellSouth® Electronic Business Set Line Key Sheets (P-Phone) M5216/
M5316 line By Line Instructions (continued)**

Field	Field Definitions
11. VER-Version Identification	<p>11. Identifies the customer's version number. USAGE: This field is conditional. Usage Note: Required when the VER field on the LSR form is populated, otherwise prohibited. Usage Note: This entry must be identical to the VER field entry on the LSR form. Data Characteristics: 2 numeric characters</p> <p>Example: 01</p>
12. PON-Purchase Order Number	<p>12. Identifies the CLEC's unique purchase order or requisition number that authorizes the issuance of this request or supplement. USAGE: This field is required. Usage Note: This field must be identical to the PON field on the LSR form. Data characteristics: up to 16 alphanumeric characters</p> <p>Example:</p> <p>824z9</p>
13. LOCNUM	<p>13. Identifies the service location number for the service requested. The location number is assigned by the customer and is retained until the service is disconnected. USAGE: This field is optional. Usage Note: This field will default to the main service address if not populated.</p>
14. Display	<p>14. Use this field to identify if the Customer's Electronic Business Set is equipped with Display. USAGE: This field is optional.</p>
15. Type Set	<p>15. Identifies the type Electronic Business Set the customer will be using. Usage: This field is required. Valid Entries: M216 M316</p>

- continued -

**Table LL BellSouth® Electronic Business Set Line Key Sheets (P-Phone) M5216/
M5316 line By Line Instructions (continued)**

Field	Field Definitions
16. Additional Module Activity	<p>16. This field is used to indicate the Additional Module Activity: USAGE: This field is optional. Data Characteristics: 1 alpha character Valid Entries: A= Add C= Change D= Disconnect Business Rule: Valid entry of D is used when the entire module needs to be disconnected.</p>
16A. Additional Module	<p>16A. Identifies Additional Module type. USAGE: This field is Conditional Data Characteristics: 1 alpha character Valid Entries: X Business Rule: This field may have more than 1 entry. Business Rule: Indicate Additional Modules type with X.</p>
16B. Additional Module Detail	<p>16B: This field is used to identify Additional Module type details. USAGE: This field is Conditional Usage Note: This field is required when the Additional Module field is indicated. Usage Note: When valid entry of BellSouth® Centrex®, or MultiServ® is indicated in the Type Service Field, Valid entries of NRCM4, NRCM5, NRCM6, NRCM7 is prohibited. Usage Note: When valid entry of ESSX® indicated in the Type Service Field, Valid entries of M4ERP, M4E1P, M4EZP, M4ESP is prohibited. Data Characteristics: Up to 5 alphanumeric characters Valid Entries: NRCM8=Module additive first module NRCM9= Module additive second module</p>

- continued -

**Table LL BellSouth® Electronic Business Set Line Key Sheets (P-Phone) M5216/
M5316 line By Line Instructions (continued)**

Field	Field Definitions
17. LNA	17. Identifies the activity involved at the line level. USAGE: This field is required. Data Characteristics: 1 alpha character Valid Entries: A= New Installation C= Change or Modification to an Existing Wholesale Account D= Disconnection R= Record Activity is for ordering administrative changes X= Telephone Number Change V= Conversion of Service to New LSP as specified W= Conversion As Is P= PIC Change NC= No Change Business Rule: Use to indicate recapped information (e.g. Adding MADN appearance on a PDN, and the MADN is also an existing ESSX®, BellSouth® Centrex®, or MultiServ® Line (IBN)).
18. Key	18. Identifies the key number on the set where the feature and/or MADN will appear. USAGE: This is a pre-populated field.
18A. TN-Primary Directory (PDN) Number	18A. Identifies the Primary Directory Number for Electronic Business Set Line. USAGE: This field is required. Usage Note: This field must be identical to the Station Number field.

- continued -

**Table LL BellSouth® Electronic Business Set Line Key Sheets (P-Phone) M5216/
M5316 line By Line Instructions (continued)**

Field	Field Definitions
19. TN-Telephone Number/or Feature	<p>19. Identifies the MADN telephone number or feature USOC assigned to a particular Key. USAGE: This field is conditional Usage Note: This field is required when the MADN USOC field is indicated. Usage Note: Key 1 must always be the Primary telephone number (PDN) Data Characteristics: Up to 12 alphanumeric characters. Valid Entry: Feature USOC Telephone Number</p> <p>Example: EATPK</p> <p>Example: 404- 555-1212</p>
19A. TN-Primary Directory (PDN) Number	<p>19A. Identifies the Primary Directory Number for Electronic Business Set Line. USAGE: This field is required. Usage Note: This field must be identical to the Station Number field.</p>
20. Key List	<p>20. Identifies Key List information for feature assignment. USAGE: This field is optional. Data Characteristics: Up to 15 alphanumeric characters (includes a coma to separate each entry) Valid Entries: 1-8 Business Rule: Use this field when a feature (e.g. Call Forwarding) is assigned to a specific Key, but will apply to numbers assigned on other keys.</p> <p>Example: 2, 3, 5, 6</p>

- continued -

**Table LL BellSouth® Electronic Business Set Line Key Sheets (P-Phone) M5216/
M5316 line By Line Instructions (continued)**

Field	Field Definitions
21. MADN USOC	<p>21. Identifies the type of MADN appearance. USAGE: This field is conditional. Usage Note: Required when a telephone number is indicated in the TN-Telephone Number/or Feature field, for Key's 2-8. Data Characteristics: Up to 5 alphanumeric characters. Valid Entries: MA6 (See Note 2) MA8 (See Note 2) M4F2N (See Note 3) MAA1X (See Note 1 & 2) M4CPA (See Note 3) MAA2X (See Note 1 & 2) M4C1A (See Note 3 & 4) MAQ1X (See Note 1 & 2) M4CAA (See Note 3) MAQ2X (See Note 1 & 2) Business Rule: When MA6, MA8, MAQ1X, MAQ2X, MAA1X, MAA2X is indicated and there is not an existing corresponding line USOC on customer service records, or request for new line associated with these entries the ZZUC4 field must also be populated.</p> <p>Note: 1: Not Applicable in Louisiana</p> <p>Note: 2: These USOCS are not applicable to BellSouth® Centrex®, or MultiServ®/MultiServ PLUS® service.</p> <p>Note: 3: These USOCS are not applicable to ESSX® service</p> <p>Note: 4: This USOC requires a CAT/NCOS, PIC, and LPIC (LPIC, PIC, and FPI may be indicated in the Options field) If LPIC, PIC & FPI not indicated in the Options field, will default to the PDN, LPIC, PIC & FPI fields indicated on this form.</p>

- continued -

**Table LL BellSouth® Electronic Business Set Line Key Sheets (P-Phone) M5216/
M5316 line By Line Instructions (continued)**

Field	Field Definitions
21A. Additional Directory Number-Phantom Line	<p>21A. Identifies an additional directory number appearance on an electronic business set.</p> <p>USAGE: This field is conditional.</p> <p>Usage Rule: When valid entries of BellSouth® Centrex® or MultiServ® is indicated in the Type Service Field, this field is prohibited.</p> <p>Usage Rule: This field and the MADN USOC field may not be indicated for the same key.</p> <p>Usage Rule: When valid entry of ESSX® is indicated in the Type Service field, M4FEN is prohibited.</p> <p>Data Characteristics: Up to 6 alphanumeric</p> <p>Valid Entries: DR6 M4FEN</p> <p>Business Rule: When DR6 is indicated in this field the ZZUC4 field must also be populated.</p> <p>Business Rule: This field may not be indicated on Key 1</p> <p>Business Rule: Valid Entry of M4FEN requires a PIC an LPIC for provisioning (LPIC and PIC for this valid entry may be indicated in the Options field of this form) If PIC and LPIC is not indicated in the Options field, PIC and LPIC will default to the PIC and LPIC fields indicated for the station link on this form.</p>
22. CAT/NCOS	<p>22. Identifies the dialing plan access code for this request.</p> <p>USAGE: This field is conditional.</p> <p>Usage Rule: Required when TN-Primary Directory Number field is indicated, and LNA = A, C, or V.</p> <p>Data Characteristics: Up to 2 numeric characters</p>
23. Primary	<p>23. Identifies if the MADN number is primary to the Electronic Business Line number indicated on Key 1, in the TN-Primary Directory Number Field.</p> <p>USAGE: This field is conditional.</p> <p>Usage Rule: Required when the MADN USOC field is populated, otherwise prohibited.</p> <p>Data Characteristics: 1 alpha character</p> <p>Valid Entries: N= Non Primary P= Primary</p>

- continued -

**Table LL BellSouth® Electronic Business Set Line Key Sheets (P-Phone) M5216/
M5316 line By Line Instructions (continued)**

Field	Field Definitions
23A. Primary TN	<p>23A. Identifies where the MADN Telephone Number primary appearance is located.</p> <p>USAGE: This field is conditional.</p> <p>Usage Note: Required when valid entry of "N" is indicated in the Primary field, and the type service is ESSX® otherwise prohibited.</p> <p>Data Characteristics: Up to 12 alphanumeric characters (including 2 hyphens)</p> <p>Valid Entry: Telephone Number</p>
24. Ringing	<p>24. Identifies whether the associated MADN appearance will ring or not ring on this set.</p> <p>USAGE: This field is conditional.</p> <p>Usage Note: Required when the MADN USOC field is indicated.</p> <p>Usage Note: Required when the Additional Directory Number field is indicated.</p> <p>Data Characteristics: Up to 2 alpha characters</p> <p>Valid Entries: NR= No Ring R= Ring</p>
25. MADN Call Arrangement	<p>25. Identifies the MADN type.</p> <p>USAGE: This field is conditional.</p> <p>Usage Note: Required when the MADN USOC field is indicated.</p> <p>Data Characteristics: 1 alpha character</p> <p>Valid Entries: M= Multiple S= Single</p>
26. Denial Treatment	<p>26. Identifies the type of audible treatment (silence or tone) that should be given to a member when the member is unsuccessful in accessing the MADN line.</p> <p>USAGE: This field is conditional.</p> <p>Usage Note: Required when the MADN USOC field is indicated.</p> <p>Data Characteristics: Up to 7 alpha characters.</p> <p>Valid Entries: Silence Tone</p>

- continued -

**Table LL BellSouth® Electronic Business Set Line Key Sheets (P-Phone) M5216/
M5316 line By Line Instructions (continued)**

Field	Field Definitions
27. Bridging	27. Identifies whether or not the MADN group has bridging capability to allow other MADN members into an active call. USAGE: This field is conditional. Usage Note: Required when the MADN USOC field is indicated. Data Characteristics: 1 alpha character Valid Entries: N= No Y= Yes
28. Conference Size	28. Identifies the maximum conference bridge size for this MADN group. USAGE: This field is conditional. Usage Note: Required when a valid entry of "Y" is indicated in the Bridging field, otherwise optional. Data Characteristics: Up to 2 numeric characters Valid Entries: 3 through 30 Example: 4
29. Bridge Tone	29. Identifies whether or not a tone should be heard by the external party and all active MADN members whenever a new member bridges into the call. USAGE: This field is conditional. Usage Note: Required when a valid entry of "Y" is indicated in the bridging field, otherwise optional. Data Characters: 1 alpha character. Valid Entries: N= No Y= Yes

- continued -

**Table LL BellSouth® Electronic Business Set Line Key Sheets (P-Phone) M5216/
M5316 line By Line Instructions (continued)**

Field	Field Definitions
30. Privacy Status	<p>30. Identifies whether is initially private or non-private for the MADN telephone number. USAGE: This field is conditional. Usage Note: Required when a valid entry of "Y" is indicated in the bridging field, otherwise optional. Data Characteristics: up to 10 alpha characters. Valid Entries: Nonprivate Private</p> <p>Example:</p> <p>Non-private</p>
31. Privacy Release	<p>31. Identifies the operating mode of the Privacy Release Option. USAGE: This field is conditional. Usage Note: Required when the valid entry "Private" is indicated in the Privacy Status field. Data Characteristics: Up to 6 alpha characters Valid Entries: Auto Manual</p> <p>Example: Auto</p>
32. Option	<p>32. Use this field to indicate feature information when the TN-Telephone Number/or feature field is populated with a Telephone number, and the feature is to be assigned on the same key. USAGE: This field is optional. Data Characteristics: Up to 5 alphanumeric characters Valid Entry: Feature USOC (Uniform Service Order Code consist of 3 or 5 characters identifying specific items of service or equipment).</p>

- continued -

**Table LL BellSouth® Electronic Business Set Line Key Sheets (P-Phone) M5216/
M5316 line By Line Instructions (continued)**

Field	Field Definitions
33. Feature Activity	<p>33. Indicates the activity type for the feature. USAGE: This field is Conditional. Usage Note: Required when the Feature Codes field is indicated, otherwise prohibited. Data Characteristics: 1 alpha character Valid Entries: A= Add/Install C= Change to feature detail D= Disconnect</p> <p>Example: A</p>
34. Feature Code	<p>34. Identifies the type of features associated with the line. USAGE: This field is conditional. Usage Note: Required when the Feature Activity field is indicated, otherwise prohibited. Data Characteristics: 5 alphanumeric characters. Valid Entry: USOC (Uniform Service Order Code-consist of 3 or 5 characters identifying specific items of service or equipment.</p> <p>Example: NRXSX</p>
35. Feature Detail	<p>35. Identifies additional information for the type of feature associated with the line. USAGE: This field is conditional. Usage Note: Required if the USOC indicated in the Feature Code field requires additional information to provision the feature. Data Characteristics: Up to 24 alphanumeric characters. Valid Entries: FID Data information (Field identifier code (FID) consist of alphanumeric characters that is used to identify data, give instruction, or associate data that is to be processed as a group.</p> <p>Example: RCYC 3</p>

- continued -

**Table LL BellSouth® Electronic Business Set Line Key Sheets (P-Phone) M5216/
M5316 line By Line Instructions (continued)**

Field	Field Definitions
36. Line Code	<p>36. Identifies the type of line associated with this request. USAGE: This field is required. Data Characteristics: Up to 5 alphanumeric characters Valid Entry: USOC (3 or 5 characters identifying the line)</p> <p>Example: R63NX</p>
37. Line Detail	<p>37. Identifies additional information associated with the line code. USAGE: This field is conditional. Usage Note: Required when LNA=A, otherwise optional. Data Characteristics: Up to 50 characters Valid Entries Line FID Data (Field identifier code consists of alphanumeric characters that are used to identify data, give instructions, or associate data that is to be processed as a group.</p>
38. Line Additive	<p>38. Each Electronic Set has a Line Additive per set. USAGE: This field is conditional. Valid Entry: AAS Data Characteristics: 3 alpha characters Usage Note: Required when ESSX®, is indicated in the Type Service field, otherwise prohibited.</p>
39. FPI-Freeze PIC Indicator	<p>39. Indicates the customer's requested freeze option for the PIC or LPIC USAGE: This field is optional. Data Characteristics: 1 alpha character Valid Entries: E = Freeze LSP's InterLATA PIC (PIC) A= Freeze LSPs IntraLATA PIC (LPIC) B= Freeze LSPs Inter & IntraLATA PIC (Both PIC & LPIC) J= Freeze LSP end Users Customers InterLATA PIC (PIC) K= Freeze LSP End User Customer's IntraLATA PIC (LPIC) L= Freeze LSP End User Customer's Inter & IntraLATA PICs (Both PIC & LPIC) O= LSP Freezes InterLATA PIC and End User Freezes IntraLATA PIC P= LSP Freezes IntraLATA PIC and End User Freezes InterLATA PIC R= Remove InterLATA Freeze (PIC) S= Remove IntraLATA Freeze (LPIC) T=Remove Both InterLATA and IntraLATA Freeze (PIC and LPIC)</p>

- continued -

**Table LL BellSouth® Electronic Business Set Line Key Sheets (P-Phone) M5216/
M5316 line By Line Instructions (continued)**

Field	Field Definitions
40. PIC	<p>40. Identifies the presubscription indicator code (PIC) for the carrier the customer has selected for InterLATA traffic. USAGE: This field is required. Data Characteristics: 4 alphanumeric characters. Valid Entries: XXX= Valid PIC Code NONE= (Customer does not wish to presubscribe) NA= Not Applicable (Service may not require a PIC) NC= No Change (Used in a conversion as specified line activity or change activity when the PIC is not impacted.) UNDC= Undecided (Customer has not decided which presubscribed carrier to select.)</p>
41. LPIC	<p>41. Identifies the presubscription indicator code (PIC) for the carrier the customer has selected for IntraLATA traffic. USAGE: This field is required. Data Characteristics: 4 alphanumeric characters Valid Entries: XXX= Valid PIC Code NONE= (Customer does not want to presubscribe) NA= Not Applicable (Service may not require a PIC) NC=No Change (Used in a conversion as specified line activity or change activity when the LPIC is not impacted.) UNDC= Undecided (Customer has not decided which presubscribed carrier to select.)</p> <p>Example:</p> <p>NC</p>
42. QTY ZZUC4	<p>42. Identifies the quantity of Additional Directory Number-Phantom Line and MADN telephone number that is not a physical working number and requires a toll guide be established. USAGE: This field is conditional. Valid Entries: 1-999 Data Characteristics: Up to 3 numeric characters Usage Note: Required when DR6 is populated in the Additional Directory Number-Phantom Line field.</p>

- continued -

**Table LL BellSouth® Electronic Business Set Line Key Sheets (P-Phone) M5216/
M5316 line By Line Instructions (continued)**

Field	Field Definitions
43. Payment Options	<p>43. This field is used to indicate rate stability plan. Usage: This field is optional. Valid Entries: Valid payment option Usage: This field is not applicable to BellSouth® Centrex® for this form. Data Characteristics: Up to 3 numeric characters</p> <p>Example: 36</p> <p>Business Rule: Default is Month to Month rates on ESSX® Business Rule: MultiServ®/MultiServ PLUS® systems, all additions must be made under the same Rate Stability Plan as the existing system. Month to Month rates and Rate Stability plan rates may not be provided on the same MultiServ® or MultiServ PLUS® system. Business Rule: Must have a valid Term agreement arrangement on the Customer Service Record (CSR).</p>
44. CN Number	<p>44. This field is used to identify the presence of a Contract Service Arrangement or Special Assembly contracts. USAGE: This field is Optional. Valid Entry: Contract Number Data Characteristics: Up to 30 alphanumeric characters</p> <p>Example:</p> <p>1234567</p> <p>Business Rule: Must have a valid Contract Service Arrangement or Special Assembly on the Customer Service Record (CSR).</p>

- continued -

**Table LL BellSouth® Electronic Business Set Line Key Sheets (P-Phone) M5216/
M5316 line By Line Instructions (continued)**

Field	Field Definitions
45. Feature Group	45. This field is used to identify the Basic Feature Group, or Standard Feature Group USOC. USAGE: This field is conditional. Usage Note: Required when the Type of Service field is indicated with BellSouth® Centrex®, or MultiServ®, and the LNA for the TN-Primary Directory Number (PDN) field =A. Valid Entries: M1MDB CENAA CENCA
46. Remarks	46. This field is used to add comments or remarks pertaining to this request. Data Characteristics: Up to 160 alphanumeric characters

28.4 BellSouth® Electronic Business Set Additional Module Line-by-Line Instructions

© **BELLSOUTH** Electronic Business Set Line Key Sheets (P-Phone) Additional Module- M518-1

(1) End User Name:		(2) Manufacturer		(3) DDT Set		(4) Type Service		(5) Station Number									
(7) EXT:		(8) VEXT:		(9) RCH:													
(10) LINA	(11) EXT	(12) TRK Telephone Number/Feature Assignment	(13) Day Loc	(14) MADM DRCC	(15) Add'l Directory Number/Phonem Line	(16) CAT (RUCS)	(17) Priority Par R	(18) Priority TR	(19) Ringing Ring Ring RB=No Ring ME=Multiple	(20) MADM Call Management S=Single ME=Multiple	(21) Data Treatment Since Time	(22) Bridging Y=Yes R=No	(23) Conference S=3-30	(24) Bridge Time Y=Yes R=No	(25) Priority Status: Manual Auto	(26) Options	
	May 29																
	May 28																
	May 27																
	May 24																
	May 23																
	May 22																
	May 21																
	May 20																
	May 19																
	May 18																
	May 17																
	May 14																
	May 13																
	May 12																

Figure 43 BellSouth® Electronic Business Set Line Key Sheets (P-Phone) Additional Module M518-1

BELLSOUTH Electronic Business Set Line Key Sheets (P-Phone) Additional Module M518-2

(1) End User Name:		(3) Main Account		(3) DDI Sub		(4) Type Service		(5) System Number											
(7) CLX:		(8) OVER:		(9) ROR:															
(00) LNA	(01) KEY	(12) TEL Telephone Number/Feature Assignment	(13) KeyList	(14) MALK UNOC	(14A) Additional Directory Number/Phantom Line	(15) CAT (RUCS)	(16) Primary Par.R	(16A) Primary TYP	(17) Evening R-Reg RTD= No Reg	(18) MALK Call Arrangement S=Single ME=Multiple	(19) Denial Treatment Silence Tone	(20) Bridging Y=Yes R=No	(21) Conference Size 3-30	(22) Bridge Tone Y=Yes R=No	(23) Privacy Status Private Non-Private	(24) Privacy Exclude Manual Auto	(25) Options		
	Key+7																		
	Key+4																		
	Key+5																		
	Key+4																		
	Key+3																		
	Key+2																		
	Key+1																		
	Key+0																		
	Key+9																		
	Key+8																		
	Key+7																		
	Key+4																		
	Key+5																		
	Key+4																		
	Key+3																		
	Key+2																		
	Key+1																		
	Key+0																		

Figure 44 BellSouth® Electronic Business Set Line Key Sheets (P-Phone) Additional Module M518-2

BELLSOUTH Electronic Business Set Line Key Sheets (P-Phone) Additional Module- M518-3

(1) LNA	(11) KEY	(12) TN- Telephone Number or Feature Assignment	(13) Key List	(14) MADDN USOC	(14A) Additional Number- Phantom Line	(15) CAT (UC05)	(16) Binary P or N	(16A) Binary TN	(17) Ring Re- Ring NR= No Ring	(18) MADDN Call Arrangement S= Single M= Multiple	(19) Denial Treatment Silence Tone	(20) Bridg- g Y= Yes N= No	(21) Conference Size 3-30	(22) Bridge Tone Y= Yes N= No	(23) Privacy Status Private Non- Private	(24) Privacy Release Manual Auto	(25) Options	
																		(2) End User Name
	(5) Station Number	(6) ES	(7) CTX	(8) VER	(9) P OR													
Key65																		
Key64																		
Key63																		
Key62																		
Key61																		
Key60																		
Key59																		
Key58																		
Key57																		
Key56																		
Key 55																		
Key54																		
Key53																		
Key52																		
Key51																		
Key50																		
Key49																		
Key48																		

**Figure 45 BellSouth® Electronic Business Set Line Key Sheets (P-Phone)
Additional Module M518-3**

(1) Ext User Name:		(2) Main Acct#		(3) D/T Seat		(4) Type Service											
		(5) Station Number	(6) KS	(7) CTE	(8) WER	(9) PON											
(00) LNA	(01) KEY	(02) TN Telephone Number or Feature Assignment	(03) Key List	(04) MADM USOC	(04A) Additional Directory Number Phandon	(05) CAT (MC05)	(06) Primary F or N	(06A) Primary TN	(07) Ring R= Ring NR= No Ring	(08) MADM Call Arrangement S= Single M= Multiple	(09) Denial Treatment Silence Tone	(20) Bridging Y= Yes N= No	(21) Conference Size 3-30	(22) Bridge Tone Y= Yes N= No	(23) Privacy Status Private Non-Private	(24) Privacy Release Manual Auto	(25) Options
	Key 36																
	Key 35																
	Key 34																
	Key 33																
	Key 32																
	Key 31																
	Key 30																
	Key 29																
	Key 28																
	Key 27																
	Key 26																
	Key 25																
	Key 24																
	Key 23																
	Key 22																
	Key 21																
	Key 20																
	Key 19																
	Key 18																
	Key 17																
	Key 16																
	Key 15																

Figure 46 BellSouth® Electronic Business Set Line Key Sheets (P-Phone) Additional Module M522-1

© Bellsouth Electronic Business Set Line Key Sheets (P-Phone) Additional Module- M522-2

(1) End User Name:		(2) Main Acct#		(3) D/T Seat		(4) Type Service		(5) Station Number									
(6) ES:		(7) CTX:		(8) VER:		(9) PON											
(00) LNA	(01) KEY	(02) TN Telephone Number/ Feature Assignment	(03) Key List	(04) MADN US OC	(04A) Addition al Directory Number	(05) CAT (OCOS)	(06A) Primary F or N	(07) Ringing R- Ring NR- No Ring	(08) MADN Call Arrangement S- Single M- Multiple	(09) Denial Treatment Silence Tone	(10) Bridging Y- Yes N- No	(11) Con- Branch Size 3-30	(12) Bridge Tone Y- Yes N- No	(13) Privacy Status Y- Yes N- No	(14) Privacy Release Manual Auto	(15) Options	
	Key 58																
	Key 57																
	Key 56																
	Key 55																
	Key 54																
	Key 53																
	Key 52																
	Key 51																
	Key 50																
	Key 49																
	Key 48																
	Key 47																
	Key 46																
	Key 45																
	Key 44																
	Key 43																
	Key 42																
	Key 41																
	Key 40																
	Key 39																
	Key 38																
	Key 37																

Figure 47 BellSouth® Electronic Business Set Line Key Sheets (P-Phone) Additional Module M522-2

Electronic Business Set Line Key Sheets (P-Phone) Additional Module M536
BELLSOUTH

(1) End User Name		(2) Main Acct #		(3) D/T Sent		(4) Type Services		(5) Station Number									
(6) KS:		(7) CTX:		(8) VLR		(9) PON											
(10) LRA	(11) KEY	(12) TEL. Telephone Number or Feature Assignment	(13) Key List	(14) MADDI UNOC	(14A) Additional Directory Number-Phonetic Line	(15) CAT (RUCS)	(16) Primary Per.F	(16A) Primary TR	(17) Ringing R=Ring NR=No Ring	(18) MADDI Call Arrangement S=Single M=Multiple	(19) Denial Treatment Silence Tone	(20) Bridging Y=Yes R=No	(21) Conference Size 3-30	(22) Bridge Tone Y=Yes R=No	(23) Privacy Status Private Non-Private	(24) Privacy Release Manual Auto	(25) Options
	Key 41																
	Key 40																
	Key 39																
	Key 38																
	Key 37																
	Key 36																
	Key 35																
	Key 34																
	Key 33																
	Key 32																
	Key 31																
	Key 30																

Figure 48 BellSouth® Electronic Business Set Line Key Sheets (P-Phone) Additional Module M536 Form 1

Electronic Business Set Line Key Sheets (P-Phone) Additional Module M536

BELLSOUTH

(1) End User Name:		(2) Main Acct #	(3) D/T Sat	(4) Type Service	(5) Station Number											
(6) KS:		(7) CTK	(8) VER:	(9) PON												
(00) LNA	(01) KEY	(12) TN- Telephone Number/or Feature Assignment	(13) Key List	(14) MADDN USOC	(15) CAT (UCDS)	(16) Primary P or N	(16A) Primary TN	(17) Ringing R= Ring NR= No Ring	(18) MADDN Call Arrangement S= Single M= Multiple	(19) Denial Treatment Silence Tone	(20) Bridging Y= Yes N= No	(21) Con- ference Size 3-30	(22) Bridge Tone Y= Yes N= No	(23) Privacy Status Private Non- Private	(24) Privacy Release Manual Auto	(25) Options
	Key 53															
	Key 52															
	Key 51															
	Key 50															
	Key 49															
	Key 48															
	Key 47															
	Key 46															
	Key 45															
	Key 44															
	Key 43															
	Key 42															

Figure 49 BellSouth® Electronic Business Set Line Key Sheets (P-Phone) Additional Module M536 Form 2

Electronic Business Set Line Key Sheets (P-Phone), Additional Module M536



(1) End User Name		(2) Main Acct. #		(3) D/T Set		(4) Type Service		(5) Station Number								
(6) KS:		(7) CTX:		(8) VER:		(9) PON:										
(10) LNA	(11) KEY	(12) TN-Telephone Number/or Feature Assignment	(13) Key Key List	(14) MADM USOC	(15) CAT (NGOS)	(16) Primary P or N	(16A) Primary TN	(17) Ringing R= Ring NR= No Ring	(18) MADM Call Arrangement S= Single M= Multiple	(19) Denial Treatment Silent Tone	(20) Bridging Y= Yes N= No	(21) Conference Sire 3-30	(22) Bridge Tone Y= Yes N= No	(23) Privacy Status Private Non-Private	(24) Privacy Release Manual Auto	(25) Options
	Key 65															
	Key 64															
	Key 63															
	Key 62															
	Key 61															
	Key 60															
	Key 59															
	Key 58															
	Key 57															
	Key 56															
	Key 55															
	Key 54															

Figure 50 BellSouth® Electronic Business Set Line Key Sheets (P-Phone) Additional Module M536 Form 3

Table MM BellSouth® Electronic Business Set-Additional Module M518-1, M518-2, M518-3, M522-1, M522-2, M536 Line by Line

Field	Field Definitions
1. End User Name	<p>1. Identifies the name of the end user. The name in this field is not intended to be used for directory services. USAGE: This field is Required. Data Characters: Up to 25 alphanumeric characters Business Rule: This entry must match the Name field on the End User Form (EU) and Local Service Request (LSR) forms.</p>
2.	<p>1. Identifies the main account number assigned by the NSP. USAGE: This field is required. Valid Entries: N= New Account Number Data Characters: 20 alphanumeric characters Example: 404 555-1010 Example: N Note: Valid entry of N may only be used for initial establishment of service. Business Rule: This field must match the ATN, or AN field on the End User Form (EU) and Local Service Request (LSR) form.</p>
3. D/T Sent-Date and Time Sent	<p>3. Identifies the date and time that the request is sent by the CLEC. USAGE: This field is required. Data Characters: Up to 17 alphanumeric characters (including 3 hyphens) Valid Entries: Position of Character Definition 1 and 2: Two Digit Month (01-12) 3: Always a Hyphen 4 and 5: Two Digit Day (01-31) 6: Always a Hyphen 7 and 8: Two Digit Century (00-99) 9 and 10: Two Digit year (00-99) 11: Always a Hyphen 12 and 13: Two Digit Hour (01-12) 14 and 15: Two Digit Minute (00-59) 16 and 17: AM or PM Note: This entry must match the D/T Sent field on the LSR form.</p>

- continued -

**Table MM BellSouth® Electronic Business Set-Additional Module M518-1,
M518-2, M518-3, M522-1, M522-2, M536 Line by Line (continued)**

Field	Field Definitions
4. Type Service	<p>1. Identifies the type of service this request is for. USAGE: This field is required. Valid Entries: BellSouth® Centrex® ESSX® MultiServ® Data Characters: Up to 20 alphanumeric characters</p>
5. Station Number	<p>5. Identifies the telephone number (TN) for this request. USAGE: This field is required. Valid Entries: N= New Telephone number requested Telephone Number</p>
6. KS#	<p>6. Identifies the unique key system this P-Phone line information will be grouped under. USAGE: This field is conditional. Usage Note: Required when the type service field is indicated with valid entry of MultiServ® or BellSouth® Centrex® Valid Entries: N= New Key System assigned by BellSouth. Key System Number</p> <p>Example: N</p> <p>Example: 2</p> <p>Business Rule: 1 Electronic Business Set Line per Key System Business Rule: Valid Entry of N may only be used when the LNA=A for Primary Directory Number (PDN) field. Business Rule: This entry must match the KS field entry on the M5009/M5209 Electronic Business Set Form.</p>

- continued -

**Table MM BellSouth® Electronic Business Set-Additional Module M518-1,
M518-2, M518-3, M522-1, M522-2, M536 Line by Line (continued)**

Field	Field Definitions
7. CTX	<p>7. Identifies the BellSouth® Centrex®, ESSX®, or MultiServ® Centrex Group Number. USAGE: This field is required. Valid Entries: N= New Centrex Group Number to be assigned Centrex Group Number Data Characters: Up to 30 alphanumeric characters</p> <p>Example: ABC1111:</p> <p>0</p> <p>Business Rule: This entry must match the CTX field entry on the M5009/M5209 Electronic Business Set Form.</p>
8. VER-Version Identification	<p>8. Identifies the customer's version number. USAGE: This field is conditional. Usage Note: Required when the VER field on the LSR form is populated, otherwise prohibited. Usage Note: This entry must be identical to the VER field entry on the LSR form. Data Characteristics: 2 numeric characters.</p> <p>Example: 01</p> <p>Business Rule: This entry must match the VER field entry on the M5009/M5209 Electronic Business Set Form.</p>

- continued -

Table MM BellSouth® Electronic Business Set-Additional Module M518-1, M518-2, M518-3, M522-1, M522-2, M536 Line by Line (continued)

Field	Field Definitions
9. PON-Purchase Order Number	<p>9. Identifies the CLEC's unique purchase order or requisition number that authorizes the issuance of this request or supplement. USAGE: This field is required. Usage Note: This field must be identical to the PON field on the LSR form. Data characteristics: up to 16 alphanumeric characters.</p> <p>Example: 824z9</p> <p>Business Rule: This entry must match the PON field entry on the M5009 / M5209 Electronic Business Set Form.</p>
10. LNA	<p>9. Identifies the activity involved at the line level. USAGE: This field is required. Data Characteristics: 1 alpha character Valid Entries: A= New Installation C= Change or Modification to an Existing Wholesale Account D= Disconnection R= Record Activity is for ordering administrative changes X= Telephone Number Change V= Conversion of Service to New LSP as specified W= Conversion As Is P= PIC Change NC= No Change Business Rule: Use to indicate recapped information (e.g. Adding MADN appearance on a PDN, and the MADN is also an existing ESSX®, BellSouth® Centrex®, or MultiServ® Line (IBN)).</p>
11. Key	<p>11. Identifies the key number on the set where the feature and/or MADN will appear. USAGE: This is a pre-populated field.</p>

- continued -

**Table MM BellSouth® Electronic Business Set-Additional Module M518-1,
 M518-2, M518-3, M522-1, M522-2, M536 Line by Line (continued)**

Field	Field Definitions
12. TN-Telephone Number/or Feature	<p>12. Identifies the MADN telephone number or feature USOC assigned to a particular Key. USAGE: This field is conditional. Usage Note: This field is required when the MADN USOC field is indicated. Usage Note: Key 1 must always be the Primary Telephone Number (PDN). Data Characteristics: Up to 12 alphanumeric characters. Valid Entry: Feature USOC Telephone Number</p> <p>Example: EATPK</p> <p>Example: 404- 555-1212</p>
13. Key List	<p>13. Identifies Key List information for feature assignment. USAGE: This field is optional. Data Characteristics: Up to 15 alphanumeric characters (includes a coma to separate each entry) Valid Entries: 1-8 Business Rule: Use this field when a feature (e.g. Call Forwarding) is assigned to a specific Key, but will apply to numbers assigned on other keys.</p> <p>Example: 2, 3, 5, 6</p>

- continued -

Table MM BellSouth® Electronic Business Set-Additional Module M518-1, M518-2, M518-3, M522-1, M522-2, M536 Line by Line (continued)

Field	Field Definitions
14. MADN USOC	<p>14. Identifies the type of MADN appearance. USAGE: This field is conditional. Usage Note: Required when a telephone number is indicated in the TN-Telephone Number/or Feature field, for Key's 2-8. Data Characteristics: Up to 5 alphanumeric characters Valid Entries: MA6 (See Note 2) MA8 (See Note 2) M4F2N (See Note 3) MAA1X (See Note 1 & 2); M4CPA (See Note 3) MAA2X (See Note 1 & 2) M4C1A (See Note 3 & 4) MAQ1X (See Note 1 & 2) M4CAA (See Note 3) MAQ2X (See Note 1 & 2) Business Rule: When MA6, MA8, MAQ1X, MAQ2X, MAA1X, MAA2X is indicated and there is not an existing corresponding line USOC on customer service records, or request for new line associated with these entries the ZZUC4 field must also be populated. Note 1: Not Applicable in Louisiana. Note 2: These USOCS are not applicable to BellSouth® Centrex®, or MultiServ®/MultiServ PLUS® service. Note 3: These USOCS are not applicable to ESSX® service. Note 4: This USOC requires a CAT/NCOS, PIC, and LPIC (LPIC, PIC, and FPI may be indicated in the Options field) If LPIC, PIC & FPI not indicated in the Options field, will default to the PDN, LPIC, PIC & FPI fields indicated on this form.</p>

- continued -

Table MM BellSouth® Electronic Business Set-Additional Module M518-1, M518-2, M518-3, M522-1, M522-2, M536 Line by Line (continued)

Field	Field Definitions
14A. Additional Directory Number-Phantom Line	<p>14A. Identifies an additional directory number appearance on an electronic business set. USAGE: This field is conditional. Usage Rule: When valid entries of BellSouth® Centrex® or MultiServ® is indicated in the Type Service Field, this field is prohibited. Usage Rule: This field and the MADN USOC field may not be indicated for the same key. Usage Rule: When valid entry of ESSX® is indicated in the Type Service field, M4FEN is prohibited. Data Characteristics: Up to 6 alphanumeric characters Valid Entries: DR6 M4FEN Business Rule: When DR6 is indicated in this field the ZZUC4 field must also be populated. Business Rule: This field may not be indicated on Key 1. Business Rule: Valid Entry of M4FEN requires a PIC an LPIC for provisioning (LPIC and PIC for this valid entry may be indicated in the Options field of this form). If PIC and LPIC is not indicated in the Options field, PIC and LPIC will default to the PIC and LPIC fields indicated for the station link on this form.</p>
15. CAT/NCOS	<p>15. Identifies the dialing plan access code for this request. USAGE: This field is conditional. Usage Rule: Required when TN-Primary Directory Number field is indicated, and LNA = A, C, or V. Data Characteristics: Up to 2 numeric characters</p>
16. Primary	<p>16. Identifies if the MADN number is primary to the Electronic Business Line number indicated on Key 1, in the TN-Primary Directory Number Field. USAGE: This field is conditional. Usage Rule: Required when the MADN USOC field is populated, otherwise prohibited. Data Characteristics: 1 alpha character Valid Entries: N= Non Primary P= Primary</p>

- continued -

**Table MM BellSouth® Electronic Business Set-Additional Module M518-1,
M518-2, M518-3, M522-1, M522-2, M536 Line by Line (continued)**

Field	Field Definitions
16A. Primary TN	<p>16A. Identifies where the MADN Telephone Number primary appearance is located.</p> <p>USAGE: This field is conditional.</p> <p>Usage Note: Required when valid entry of "N" is indicated in the Primary field, and the type service is ESSX® otherwise prohibited.</p> <p>Data Characteristics: Up to 12 alphanumeric characters (including 2 hyphens)</p> <p>Valid Entry: Telephone Number</p>
17. Ringing	<p>17. Identifies whether the associated MADN appearance will ring or not ring on this set.</p> <p>USAGE: This field is conditional.</p> <p>Usage Note: Required when the MADN USOC field is indicated.</p> <p>Usage Note: Required when the Additional Directory Number field is indicated.</p> <p>Data Characteristics: Up to 2 alpha characters</p> <p>Valid Entries: NR= No Ring R= Ring</p>
18. MADN Call Arrangement	<p>18. Identifies the MADN type.</p> <p>USAGE: This field is conditional.</p> <p>Usage Note: Required when the MADN USOC field is indicated.</p> <p>Data Characteristics: 1 alpha character</p> <p>Valid Entries: M= Multiple S= Single</p>
19. Denial Treatment	<p>19. Identifies the type of audible treatment (silence or tone) that should be given to a member when the member is unsuccessful in accessing the MADN line.</p> <p>USAGE: This field is conditional.</p> <p>Usage Note: Required when the MADN USOC field is indicated.</p> <p>Data Characteristics: Up to 7 alpha characters.</p> <p>Valid Entries: Silence Tone</p>

- continued -

**Table MM BellSouth® Electronic Business Set-Additional Module M518-1,
M518-2, M518-3, M522-1, M522-2, M536 Line by Line (continued)**

Field	Field Definitions
20. Bridging	20. Identifies whether or not the MADN group has bridging capability to allow other MADN members into an active call. USAGE: This field is conditional. Usage Note: Required when the MADN USOC field is indicated. Data Characteristics: 1 alpha character Valid Entries: N= No Y= Yes
21. Conference Size	21. Identifies the maximum conference bridge size for this MADN group. USAGE: This field is conditional. Usage Note: Required when a valid entry of "Y" is indicated in the Bridging field, otherwise optional. Data Characteristics: Up to 2 numeric characters Valid Entries: 3 through 30 Example: 4
22. Bridge Tone	22. Identifies whether or not a tone should be heard by the external party and all active MADN members whenever a new member bridges into the call. USAGE: This field is conditional. Usage Note: Required when a valid entry of "Y" is indicated in the bridging field, otherwise optional. Data Characters: 1 alpha character Valid Entries: N= No Y= Yes

- continued -

**Table MM BellSouth® Electronic Business Set-Additional Module M518-1,
M518-2, M518-3, M522-1, M522-2, M536 Line by Line (continued)**

Field	Field Definitions
23. Privacy Status	<p>23. Identifies whether is initially private or non-private for the MADN telephone number. USAGE: This field is conditional. Usage: Required when a valid entry of "Y" is indicated in the bridging field, otherwise optional. Data Characteristics: Up to 10 alpha characters Valid Entries: Nonprivate Private</p> <p>Example: Non-private</p>
24. Privacy Release	<p>24. Identifies the operating mode of the Privacy Release Option. USAGE: This field is conditional. Usage Note: Required when the valid entry "Private" is indicated in the Privacy Status field. Data Characteristics: Up to 6 alpha characters Valid Entries: Auto Manual</p> <p>Example: Auto</p>
25. Option	<p>25. Use this field to indicate feature information when the TN-Telephone Number/or feature field is populated with a Telephone number, and the feature is to be assigned on the same key. USAGE: This field is optional. Data Characteristics: Up to 5 alphanumeric characters Valid Entry: Feature USOC (Uniform Service Order Code consist of 3 or 5 characters identifying specific items of service or equipment).</p>

28.5 Miscellaneous Forms

28.5.1 BellSouth® Traffic Study Request Competitive Local Exchange Carrier Order Line-by-Line Document Instructions

BellSouth® Traffic Study Request

Interconnection Services Fax Number 800-321-3770
10th Floor
600 19th Street North
Birmingham, Al. 35203

To Be Completed by BellSouth® NSDC

For NSDC use only: Study run by: _____ Contact # 352-371-_____

Log # _____ TDMS file name _____ Zip file name _____

Log # _____ Emailed Mailed Faxed Date _____

CLLI: _____ Switch Type: _____ Generic: _____

To Be Completed By Originator: (Request A Traffic Study For the Following Customer)
FILL IN ALL INFORMATION

1. Customer Name				
2. City				State
3. Listed Directory Number ()	4A. Study Start Date	4B. Day of Week	4C. Study End Date	4D. Day of Week
5A. Start Time	<input type="checkbox"/> AM <input type="checkbox"/> PM		5B. End Time	<input type="checkbox"/> AM <input type="checkbox"/> PM
6. Customer Service/Equipment Identification (List lines individually) Series Groups - show in hunt order, Indicate PRI, Provide lead number for facilities. For NARS, the VFG, SFG or CFG name or number.			7. Reason for Study Request	

8. Authorized Signature for CPNI verification - By requesting this information, the undersigned certifies that the requested information will only be used in a manner consistent with the FCC rules governing customer proprietary network information or CPNI.

9. Does this request need to be coordinated with other requests? Yes No If Yes, provide details:

To Be Completed by Interconnection Services Account Team

10. Return Study To (BellSouth® Contact only): (Name)	Telephone Number	FAX Number
11. Return Study To: (Address)		
12. Do you want the study sent to you via Email? <input type="checkbox"/> Yes <input type="checkbox"/> No		13. Your Email Address:

Not for use or disclosure outside BellSouth® or any of its subsidiaries except under written agreement

Figure 51 BellSouth® Traffic Study Request Form

Field	Field Definitions
Complete Local Service Request Form (LSR)	This information is provided by the CLEC. See CLEC Resale Order Guide for form.
Complete End User Information (EU)	This information is provided by the CLEC. See CLEC Resale Order Guide for form.
1. Customer Name	1. Provide the end user's name.
2. City/State	2. Provide the City and State of the end user's location.
3. Listed Directory Number	3. Provide the Listed Directory Number of the end user.
4a. Study Start Date	4a. Identifies the beginning date of the requested study.
4b. Day of the Week	4b. Identifies the first day of the requested study period (e.g. Sunday).
4c. Study End Date	4c. Identifies the end date of the requested study period.
4d. Day of the Week	4d. Identifies the last day of the requested study period (e.g. Saturday).
5a. Start Time	5a. Identifies the start time of the study period. Please indicate AM or PM.
5b. End Time	5b. Identifies the end time of the study period. Please indicate AM or PM.
6. Customer Service/Equipment Identification	6. Identify the customer or equipment to be studied.
7. Reason for Study	7. Indicate if the study is a customer request.
8. Authorized Signature for CPNI verification	8. Person authorizing CPNI verification. If there is no name , the study will not be run .
9. Does this request need to be coordinated?	9. Indicate Yes or No. If 'Yes' , provide details if this study needs to be coordinated with other studies.

29. Data Element Dictionary

29.1 Introduction

This section contains the Data Element Dictionaries and is organized by product form. All data elements are presented in the order in which they appear on the Version 4 OBF forms-with slight variation due to fields not defined by Version 4 OBF forms. Additionally, within the Data Element Dictionary for each form, the data elements are organized into sections/screens, mimicking the layout of the OBF forms. For additional information on the forms, please see the Standardized OBF Forms subsection within the General Information section. The table below summarizes the information provided for each field, when applicable.

Information	Description
Data Element Abbreviation and Name	The name of the data element, usually abbreviated, as it appears in documentation and the complete unabbreviated name of the data element.
Definition	A definition of the data element.
Valid Entries *	Specific entries or formats for populating a data element.
Data Characteristics *	Number and type of characters allowed for the population of the data element. The three types of characters allowed are alpha (A-Z, plus punctuation and symbols), numeric (0-9), and alphanumeric (both alpha and numeric characters allowed).
Example *	A valid example of how this data element can be populated.
Conditional Usage Notes *	Notes that explain the conditions that drive the usage of the data element. Only fields that are used conditionally will have Conditional Usage Notes.
Business Rules *	Rules that provide additional guidelines on the population of the data element.

* Within each of these sections, distinctions, if they exist, are made between the use of the data element in a manual versus an electronic ordering environment. When no distinction is made, the information provided for the data element is applicable across both manual and electronic ordering environments.

29.2 LSR - Local Service Request

29.2.1 Description

This section describes the Local Service Request (LSR) form/screen entries. Each field on the LSR form/screen is identified and defined.

All information required for administrative, billing and contact details is provided for in the various fields contained within the LSR form/screen. The Administrative Section contains information pertaining to the service being ordered such as: purchase order number, requisition type, desired due date, etc.. The Bill Section provides the CLEC's billing name and address information. The Contact Section contains initiator information, design contact name, address and telephone number as well as implementation contact name and telephone number. The fields are presented in the order they appear on the LSOG Version 4 forms.

These request forms/screens were designed with the intent to require a minimum of input information.

29.2.2 Administrative Section Fields

29.2.2.1 CCNA - Customer Carrier Name Abbreviation

Identifies the Common Language IAC code for the customer submitting the LSR and receiving confirmation. This code is assigned and provided by Telcordia Technologies *prior* to the submission of a Local Service. CCNA is not necessarily the customer to be billed for the service. The billed party should be specified in the ACNA field.

VALID ENTRIES: None

DATA CHARACTERISTICS: 3 alpha characters

EXAMPLE:

ZYX

CONDITIONAL USAGE NOTES: None

BUSINESS RULES:

Rule 1: This code must match the BAN.

29.2.2.2 PON - Purchase Order Number

Identifies the CLEC's unique purchase-order or requisition number that authorizes the issuance of this request or supplement.

VALID ENTRIES:

Upper Case alpha (A - Z)

Numeric (0 - 9)

Symbols limited to: period (.), comma (,), hyphen (-) and apostrophe (')

DATA CHARACTERISTICS: Up to 16 alpha/numeric characters

EXAMPLE:

824Z9

CONDITIONAL USAGE NOTES:

Note : This field is required.

BUSINESS RULES:

Rule 1: The Purchase Order Number may be reused after two years and one day. This is based on the original due date of the PON, regardless of the SUPs issued to change the original due date.

Rule 2: Every new request requires a unique PON. A new PON must be issued when requesting listings for different end users.

Rule 3: This entry must be identical to the PON field on the associated forms/screens.

Rule 4: When issuing a SUP, the same PON on the original LSR form/screen should be used however the VER field must be different.

29.2.2.3 VER - Version Identification

Identifies the CLEC's version number.

VALID ENTRIES: 00 - 99 or blank

DATA CHARACTERISTICS: 2 numeric characters

EXAMPLE:

01

CONDITIONAL USAGE NOTES:

Note: Required on a re-issuance (supplement), the CLEC must populate this field to uniquely distinguish this LSR form/screen from any other version.

BUSINESS RULES:

Rule 1: The CLEC must populate this field to indicate the PON is a SUP and not the original.

Rule 2: The CLEC must populate this field with a sequential number at least one digit higher than that of the preceding supplement to this PON.

Rule 3: On an initial LSR, the VER field must be '00' or blank.

Rule 4: This entry must be identical to the VER on the LSR form/screen and all other forms/screens submitted on this request.

29.2.2.4 LSR NO. - Local Service Request Number

Identifies the number generated by BellSouth mechanized systems, pre-assigned to the customer or manually assigned, to identify a customer's request for service.

This field is not valid for data population by the CLEC. BellSouth provides confirmation response only.

29.2.2.5 LOCQTY - Location Quantity

Identifies the number of service locations for the service requested.

VALID ENTRIES: 000 – 999

DATA CHARACTERISTICS: 3 numeric characters

EXAMPLE:

001

CONDITIONAL USAGE NOTES:

Note 1: Required when multiple locations exist on the same account.

Note 2: Required when any end user detail record is received and more than one location appears on the LSR.

BUSINESS RULES: None

29.2.2.6 HTQTY - Hunt Group Quantity

Identifies the number of hunt groups for the service requested.

VALID ENTRIES: 00 – 99

DATA CHARACTERISTICS: 2 numeric characters

EXAMPLE:

03

CONDITIONAL USAGE NOTES: None

BUSINESS RULES:

Rule 1: The quantity in HTQTY should only reflect the number of hunt groups impacted by this request even though other hunt groups are on the account.

Rule 2: HTQTY must equal the total number of HNUM on this request.

29.2.2.7 AN - Account Number

Identifies the main account number assigned by the NSP. It is a non-dialable, non-standard number (e.g., miscellaneous account number).

VALID ENTRIES:

Manual: N = New Account Number **or** a valid miscellaneous Account Number

Electronic: a valid miscellaneous Account Number

DATA CHARACTERISTICS:

Manual: 1 alpha **or** up to 20 alpha/numeric characters

Electronic: 10 alpha/numeric **or** 13 alpha/numeric characters

Electronic:

EXAMPLE:

Manual

N

404--M23--1234

Electronic

404M231234

404M231234567

CONDITIONAL USAGE NOTES:

Note: When REQ TYP C, NPT = D (LNP) and LNLN is populated and the ATN is *not* populated, this field is required.

BUSINESS RULES:

Rule 1: For REQ TYP A and B (designed loops), this field is to be populated with the CABS account number.

Rule 2: For REQ TYP A and B (non-designed) loops, this field is to be populated with a miscellaneous account number.

29.2.2.8 ATN - Account Telephone Number

Identifies the account telephone number assigned by the NSP. It is a dialable telephone number.

VALID ENTRIES:

Manual: N = New Account Telephone Number **or** a valid Account TelephoneNumber

Electronic: a valid Account Telephone Number

DATA CHARACTERISTICS:

Manual: 12 numeric characters (including 2 preprinted hyphens)

Electronic: 10 numeric characters

EXAMPLE:

Manual

N

201--555--1212

Electronic

2015551212

CONDITIONAL USAGE NOTES:

Note 1: For REQTYP B, NPT = D (LNP) and LNLN field is populated, this field is required.

Note 2: When REQTYP C, NPT = D (LNP) and the LNLN field is populated and the AN field is *not* populated, this field is required.

BUSINESS RULES: None

29.2.2.9 SC - Service Center

Identifies the BellSouth Service Center.

VALID ENTRIES:

LCSC = BellSouth Local Carrier Service Center

DATA CHARACTERISTICS: 4 alpha characters

EXAMPLE:

LCSC

CONDITIONAL USAGE NOTES: None

BUSINESS RULES: None

29.2.2.10 PG__OF__ - Page of

Identifies the page number and total number of pages contained in this request.

VALID ENTRIES: None

DATA CHARACTERISTICS: Maximum of 4 numeric characters

EXAMPLE:

01 of 04

CONDITIONAL USAGE NOTES:

Note: This field is required, when requesting service in a manual environment (FAX).

BUSINESS RULES:

Rule: First field is individual page number, second field is total number of pages.

29.2.2.11 D/TSENT

Identifies the date and time that the Local Service Request is sent by the CLEC.

VALID ENTRIES:

Manual:

Entry	Description
1 and 2	Two Digit Month (01-12)
3	Always a Hyphen
4 and 5	Two Digit Day (01-31)
6	Always a Hyphen
7 and 8	Two Digit Century (20-99)
9 and 10	Two Digit Year (00-99)
11	Always a Hyphen
12 and 13	Two Digit Hour (01-12)
14 and 15	Two Digit Minute (00-59)
16 and 17	AM or PM

Electronic:

Entry	Description
Two Digit Century (CC)	20 - 99
Two Digit Year (YY)	00 - 99
Two Digit Month (MM)	01 - 12
Two Digit Day (DD)	01 - 31

DATA CHARACTERISTICS:

Manual: 17 alpha/numeric characters (including 3 hyphens)

Electronic: 8 numeric characters

EXAMPLE:

Manual

05--22--2001--1115AM

Electronic

20010522

CONDITIONAL USAGE NOTES: None

BUSINESS RULES:

Rule 1: Must be current date or future date.

Rule 2: Must be a valid date.

Manual:

Rule 3: BellSouth uses the Goram format.

Electronic: None

29.2.2.12 DSPTCH - Dispatch Required

Indicated a dispatch is required.

This field is NOT supported by BellSouth.

29.2.2.13 DDD - Desired Due Date

Identifies the customer's desired due date. On disconnect requests, this date represents the date billing is to stop on the involved service and can be no earlier than the date the request is received by the LCSC.

VALID ENTRIES:

Manual:

Entry	Description
1and 2	Two Digit Month (01-12)
3	Always a Hyphen
4and 5	Two Digit Day (01-31)
6	Always a Hyphen
7and 8	Two Digit Century (20-99)
9 and 10	Two Digit Year (00-99)

Electronic:

Entry	Description
Two Digit Century (CC)	20 - 99
Two Digit Year (YY)	00 - 99
Two Digit Month (MM)	01 - 12
Two Digit Day (DD)	01 - 31

DATA CHARACTERISTICS:

Manual: 10 alpha/numeric characters (including two hyphens)

Electronic: 8 numeric characters

EXAMPLE:

Manual

03--22--2001

Electronic

20010322

CONDITIONAL USAGE NOTES: None

BUSINESS RULES:

Rule 1: Must be greater than or equal to D/TSENT.

Rule 2: Must be a valid date.

Rule 3: If the requested DDD is not available then the next available date is assigned and returned on the FOC.

Rule 4: Due dates will not normally be appointed on Sunday, or holidays.

Rule 5: There may be times when, due to work load and abnormal weather conditions in an area, such as a hurricane, flood or other natural disaster, the due date returned will be longer than the standard intervals.

29.2.2.14 APPTIME-DDD - Appointment Time

Identifies the time period during which the end user's service will be established and/or a technician is scheduled to visit the end user's premises.

VALID ENTRIES:

Manual: AM or PM

Two Digit Hour (01-12) + Two Digit Minute (00-59) + A or P + hyphen + Two Digit Hour (01-12) + Two Digit Minute (00-59) + A or P

Electronic: HHMM, HHMM-HHMM

Military time, where HH must be numerics from 00-24 and MM must be numerics ranging from 00 - 59.

DATA CHARACTERISTICS:

Manual: Up to 11 alpha/numeric characters

Electronic: 9 alpha/numeric characters

EXAMPLE:

1300--1700

Manual

1000A, AM, 1030A0200P

Electronic No additional examples.

CONDITIONAL USAGE NOTES:

Note: Must be HHMM - HHMM (military time). The second HHMM must be at least one hour greater than the first HHMM.

BUSINESS RULES:

Manual:

Rule: The span of time indicated in this field must exceed 59 minutes.

Electronic: None

29.2.2.15 DDDO - Desired Due Date Out

Identifies the customer's desired due date for the disconnection of service at the old location when the end user service is moving to a new location.

VALID ENTRIES:

Manual:

Entry	Description
1 and 2	Two Digit Month (01-12)
3	Always a Hyphen
4 and 5	Two Digit Day (01-31)
6	Always a Hyphen
7 and 8	Two Digit Century (20-99)
9 and 10	Two Digit Year (00-99)

Electronic:

Entry	Description
Two Digit Century (CC)	20-99
Two Digit Year (YY)	00-99
Two Digit Month (MM)	01-12
Two Digit Day (DD)	01-31

DATA CHARACTERISTICS:

Manual: 10 alpha/numeric characters

Electronic: 8 numeric characters

EXAMPLE:**Manual**

03--22--2001

Electronic

20010322

CONDITIONAL USAGE NOTES:

Note: Required if the EUMI field is populated with 'Y'.

BUSINESS RULES:

Rule 1: Interval between the DDD and DDDO fields must be 30 calendar days or less.

Rule 2: The DDDO is populated on requests to move service. Therefore, population of both the DDD and DDDO field is required.

Rule 3: Must be a valid date.

29.2.2.16 APPTIME OUT - Appointment Time (Out)

Identifies the time period during which the end user's service will be established and/ or a technician is scheduled to visit the end user's premises.

This field is NOT supported by BellSouth.

29.2.2.17 DFDT - Desired Frame Due Time

Identifies the desired frame cutover time. The time will reflect the local time of the end user's location(s).

VALID ENTRIES:

Manual: AM or PM

Two Digit Hour (01-12) and minutes (00-59) AM or PM; AM or PM without time.

Electronic: HHMM, HHMM-HHMM

Military format: HHMM, HHMM-HHMM, where HH must be numerics from 00-24 and MM must be numerics ranging from 00-59.

DATA CHARACTERISTICS:

Manual: Up to 6 alpha/numeric characters

Electronic: Up to 9 alpha/numeric characters

EXAMPLE:

Manual

1000A, AM, 1030A0200P

Electronic

1300, 1300--1700

CONDITIONAL USAGE NOTES:

Note: When the CHC field is populated with "Y", DFDT field must be a single time entry (HHMM, with an "AM" or "PM" for manual).

BUSINESS RULES:

Rule 1: For projects, frame due times are negotiated with the CLEC.

Rule 2: For non-projects, frame due time indicates the specific time the request is to be worked.

Rule 3: When the CHC is populated and the DFDT is populated, the DFDT field must be a single entry; of an hour and minute and not a span of time.

29.2.2.18 PROJECT - Project Identification

Identifies the project to which the request is to be associated.

NOTE: Projects are defined as:

- 1.) Installations of a complex service
- 2.) Large volume installation of any type service (e.g., 25 local exchange lines or installation of a MultiServ®).

VALID ENTRIES: None

DATA CHARACTERISTICS: Up to 16 alpha/numeric characters

EXAMPLE:

UNE

CONDITIONAL USAGE NOTES: None**BUSINESS RULES:**

Rule 1: The PROJECT field is required when the service request on the LSR is indicated as negotiated in the BellSouth Product and Service Interval Guide.

Rule 2: The CLEC must contact the BellSouth Project Manager prior to submitting the LSR to obtain a project number.

Rule 3: All requests submitted, meeting project criteria, must have a BellSouth project number populated in the PROJECT field.

Rule 4: If a CLEC obtains a BellSouth project number and the CLEC determines, prior to submitting the LSR/LSRs, that the scope of the request changes *and no longer qualifies as a project*, the CLEC must **not** populate the BellSouth project number in the PROJECT field.

Rule 5: All due dates and frame due dates will be negotiated with the BellSouth Project Manager.

Rule 6: Changes that *affect the scope of the project* must be referred to the BellSouth Project Manager **prior to submitting the SUP** to update the service request (e.g., adding or deleting lines).

29.2.2.19 CHC - Coordinated Hot Cut

Indicates the customer is requesting near seamless cutover activity.

VALID ENTRIES: Y = Yes, N = No

DATA CHARACTERISTICS: 1 alpha character

EXAMPLE:

Y

CONDITIONAL USAGE NOTES:

Note: Required when REQ TYP = A or B, and the NC = TY, and the DFDT field is populated.

BUSINESS RULES:

Rule 1: This field may require manual intervention and coordination between BellSouth and the CLEC.

Rule 2: This field is used when a cutover coordination of two services (e.g., switch lines to number portability).

29.2.2.20 REQTYP - Request Type

Identifies the type of service being requested and the status of the request.

VALID ENTRIES:

Entry	Description
REQTYP (First character)	Service Type
A	Loop
B	Loop with Number Portability
C	Number Portability
E	Resale
F	Port
J	Directory Listing and Directory Assistance
M	Unbundled Network Element Switched Combinations
N	DID Resale
P	CENTREX Resale

Note 1: The first character of the REQTYP specifies the type of service.

Entry	Description
REQTYP (2nd character)	Definition
B	Firm Order

Note 2: The second character of REQTYP is always 'B'.

DATA CHARACTERISTICS: 2 alpha characters

EXAMPLE:

AB

CONDITIONAL USAGE NOTES: None

BUSINESS RULES:

Rule 1: A submitted request is always a Firm Order.

Rule 2: If a change in REQTYP is being made, the original PON must be canceled and a new PON sent with the new REQTYP.

29.2.2.21 ACT - Activity Type

Identifies the activity involved in this service request.

VALID ENTRIES:

Entry	Description
ACTIVITY	ACTIVITY DESCRIPTION
N	New Installation
C	Change / Modification to an existing service (If NPT = D, this activity is used for INP to LNP Conversions)
D	Disconnection
L	Seasonal suspension of full account
T	Outside move of an end user location <i>where LSP is not changing</i>
R	Record activity - ordering administrative changes
V	Full Conversion of service to a new LSP as specified (Resale or Facility Based)
W	Full Conversion of service to new LSP as is
S	Suspend / restore partial account
B	Restore full account / restore denied account
Y	Deny
P	Partial Migration - Initial
Q	Partial Migration - subsequent

DATA CHARACTERISTICS: 1 alpha character

EXAMPLE:

V

CONDITIONAL USAGE NOTES: None

BUSINESS RULES:

Rule 1: On a supplement to a request this field carries the original activity type.

Rule 2: When the ACT field involves a change, the PON should be canceled and a new PON submitted.

Rule 3: When ACT = S, the LNA must equal "L" or "B". This allows the end user to seasonally suspend or restore some of the lines on an account.

Rule 4 : (Manual only) For split billing of a multi-line account, it is necessary to submit 2 LSR's.

- LSR#1 – (ACT = C, LNA = D) Removes the line from the *existing* account.
- LSR#2 – (ACT =N, LNA = N) Establishes the NEW account.

29.2.2.22 SUP - Supplement

A supplement is any new iteration of a Local Service Request (LSR). The entry in the SUP field identifies the reason for which the supplement is being issued.

VALID ENTRIES:

Manual:

Entry	Description
1	Cancel
2	Due Date Change
3	Other Changes

Electronic:

Entry	Description
01	Cancel
04	Due Date Change
05	Other Changes

DATA CHARACTERISTICS:

Manual: 1 numeric character

Electronic: 2 numeric characters

EXAMPLE:**Manual**

3

Electronic

05

CONDITIONAL USAGE NOTES:

Note 1: Prohibited on initial LSR.

Note 2: Required on supplemental LSR when VER is greater than 00.

Note 3: Prohibited when the first character of the REQTYP changes.

Note 4: The following fields cannot be changed when issuing a SUP: CC, SC, PON, REQTYP, ACT, LOCBAN, EAN, and EATN. In addition, when NPT = A, B, or C, it cannot be changed to D, and when NPT = D, it cannot be changed to A, B, or C.

BUSINESS RULES:

Rule 1: CLEC may submit a SUP on an accurate LSR on or before the due date.

Rule2: If a supplemental LSR is received the SUP LSR must be in the same format (electronic or manual) as the original.

29.2.2.23 EXP - Expedite

Indicates that expedited treatment is requested and any charges generated in provisioning this request (e.g., additional engineering charges or labor charges if applicable) will be accepted.

VALID ENTRIES:

Manual: Y = Expedite Charges Authorized, **or** blank

Electronic: Y = Yes, N = No

DATA CHARACTERISTICS: 1 alpha character

EXAMPLE:

Y

CONDITIONAL USAGE NOTES: None

BUSINESS RULES:

Rule: Expedite is populated when the CLEC is requesting a due date *shorter* than the normal interval and indicates the CLEC is willing to pay any additional charges for meeting the requested date.

29.2.2.24 AFO - Additional Forms

Indicates which additional forms are being submitted with this request.

This field is NOT supported by BellSouth.

29.2.2.25 RTR - Response Type Requested

Identifies the type of confirmation response requested by the customer.

This field is not valid for data population by the CLEC. BellSouth provides confirmation response only.

29.2.2.26 CC - Company Code

Identifies the Exchange Carrier requesting service.

VALID ENTRIES:

A four alphanumeric character code structure available for all Exchange Carriers in North America and certain U.S. Territories maintained by National Exchange Carrier Association (NECA).

DATA CHARACTERISTICS: 4 alpha/numeric characters

EXAMPLE:

1234

CONDITIONAL USAGE NOTES: None

BUSINESS RULES:

Rule 1: Also known as the four-digit Operating Company Number (OCN).

Rule 2: Carrier Identification Code (CIC) is prohibited in this field.

29.2.2.27 NNSP - New Network Service Provider Identification

Identifies the Number Portability Administration Center (NPAC) Service Provider Identification (SPI) of the new Network Service Provider (NSP).

VALID ENTRIES:

A four alpha/numeric character code structure available for all exchange carriers in North America and certain US Territories maintained by National Exchange Carrier Association (NECA).

DATA CHARACTERISTICS: 4 alpha/numeric characters

EXAMPLE:

8A55

CONDITIONAL USAGE NOTES:

Note: Required when the first position of the REQTYP field is B or C, the NPT field is 'D', and the NPAC SPI is *different* than the entry in the CC field.

BUSINESS RULES:

Rule 1: When the new LSP and the new NSP are the same company and the CC entry is the same as the SPI, this field may be blank.

Rule 2: The NNSP entry must be valid for LNP.

Rule 3: The entry of 9417 is invalid for the NNSP field.

29.2.2.28 ONSP - Old Network Service Provider Identification

Identifies the NPAC SPI of the current Network Service Provider.

This field is NOT supported by BellSouth.

29.2.2.29 AENG - Additional Engineering

Indicates that if additional engineering is required, an estimate of the charges is to be forwarded to the initiator of the request.

This field is NOT supported by BellSouth.

29.2.2.30 ALBR - Additional Labor

Indicates that additional labor is requested and charges will be accepted in conjunction with this Service Request (e.g., Sunday or out of normal business hour installation is being requested.)

VALID ENTRIES:

Manual: Y = Additional labor is authorized, or blank

Electronic: Y = Yes, N = No

DATA CHARACTERISTICS: 1 alpha character

EXAMPLE:

Y

CONDITIONAL USAGE NOTES: None

BUSINESS RULES:

Rule 1: In situations where Sunday or overtime work is involved, this field would indicate that the CLEC is aware that extra charges may apply and is willing to accept these charges.

Rule 2: When this field is indicated this request *must* be submitted to the Account Team.

29.2.2.31 SCA - Special Construction Authorization

Indicates pre-authorization for special construction.

VALID ENTRIES:

Manual: Y = Special construction is authorized, or blank

Electronic: Y = Yes, N = No

DATA CHARACTERISTICS: 1 alpha character

EXAMPLE:

Y

CONDITIONAL USAGE NOTES: None

BUSINESS RULES: None

29.2.2.32 AGAUTH - Agency Authorization Status

Indicates that the customer is acting as an end user's agent and has authorization on file.

This field is NOT supported by BellSouth.

29.2.2.33 DATED - Date of Agency Authorization

Identifies the date appearing on the agency authorization that was previously submitted to BellSouth.

This field is NOT supported by BellSouth.

29.2.2.34 AUTHNM - Authorization Name

Identifies the end user who signed the authorization.

This field is NOT supported by BellSouth.

29.2.2.35 PORTTYP - Port Type

Identifies the type of unbundled port ordered from the provider.

VALID ENTRIES:

Entry	Description
L	Line Port
T	Trunk Port

DATA CHARACTERISTICS: 1 alpha character

EXAMPLE:

T

CONDITIONAL USAGE NOTES: None

BUSINESS RULES: None

29.2.2.36 ACTL - Access Customer Terminal Location

Identifies the CLLI code of the customer facility terminal location or designated collocation area. The CLLI code will have been previously assigned.

VALID ENTRIES: None

DATA CHARACTERISTICS: 11 alpha/numeric characters

EXAMPLE:

MILNTNMAW01

MILNTNMAXMD

CONDITIONAL USAGE NOTES: None

BUSINESS RULES:

Rule 1: If the customer does not have a CLLI code for a particular ACTL, a code must be secured prior to the submission of any requests.

Rule 2: The ACTL code is an 11 character CLLI code designed for the identification of location entities for all services.

Rule 3: The APOT field is required if the ACTL does not identify the specific physical termination point of the service.

29.2.2.37 AI - Additional Point of Termination Indicator

Identifies whether the APOT field contains a CLLI code or a narrative.

VALID ENTRIES:

Manual:

Entry	Description
C	CLLI code
N	Narrative

Electronic:

Entry	Description
Y	CLLI code
N	Narrative

DATA CHARACTERISTICS: 1 alpha character

EXAMPLE:**Manual**

C

N

Electronic

Y

N

CONDITIONAL USAGE NOTES:

Note: Required when the APOT field is populated, otherwise prohibited.

BUSINESS RULES: None

29.2.2.38 APOT - Additional Point of Termination

Further identifies the physical ACTL Point of Termination.

VALID ENTRIES: None

DATA CHARACTERISTICS: 11 alpha/numeric characters

EXAMPLE:

MILNTMMAFXX

B17--P5--5K24

CONDITIONAL USAGE NOTES:

Note: Required when the AI field is populated with "Y" or "C", otherwise prohibited.

BUSINESS RULES:

Rule 1: This field may be a CLLI code or any other format to identify a termination location within an ACTL (e.g., the customer may pre-assign cross-connect information for its service-to-service order coordination).

Rule 2: Required when the ACTL field does not identify the specific physical termination point of the service.

29.2.2.39 LST - Local Service Termination

Identifies the CLLI code of the end office switch from which service is being provided.

VALID ENTRIES: None

DATA CHARACTERISTICS: 11 alpha/numeric characters

EXAMPLE:

SNFCCAMCW01

CONDITIONAL USAGE NOTES: None

BUSINESS RULES: None

29.2.2.40 LSO - Local Service Office

Identifies the NPA / NXX of the local or alternate serving central office of the customer location or primary location of the end user.

VALID ENTRIES: None

DATA CHARACTERISTICS: 6 numeric characters

EXAMPLE:

201885

CONDITIONAL USAGE NOTES: None

BUSINESS RULES:

Rule 1: Must be a valid BellSouth NPA NXX.

Rule 2: The CLEC enters the required NPA TTA (primary NXX) which is obtained via preorder when an address is validated or a telephone number is assigned.

29.2.2.41 TOS - Type of Service

Identifies the type of service for the line ordered. The type of service identifies the end user account as business, residential or government.

VALID ENTRIES:

Entry	Description
<p>1st Character (type)</p>	<p>1 = Business *</p> <p>2 = Residence</p> <p>3 = Government</p> <p>4 = Coin</p>
<p>2nd Character (product)</p>	<p>A = Multi-Line</p> <p>B = Single Line *</p> <p>C = Coin</p> <p>D = All other complex services</p> <p>E = BellSouth® Centrex®, ESSX®, and MultiServ®</p> <p>H = ISDN-BRI</p> <p>J = PBX Trunk</p> <p>- (hyphen) = not applicable</p> <p>R = Line Share</p>
<p>3rd Character (class)</p>	<p>M = Measured</p> <p>F = Flat Rate *</p> <p>G = Message</p> <p>- (hyphen) = not applicable</p>

Note: * = 1BF valid for Coin UNE-P Electronic/LENS only

DATA CHARACTERISTICS: 3 alpha/numeric characters

EXAMPLE:

1AM

CONDITIONAL USAGE NOTES: None**BUSINESS RULES:**

Rule 1: TOS third character must *not* be F, if REQTYP = F.

Rule 2: If TOS first character is "2", then the second character must be A, B, H, J, R or hyphen (-).

Rule 3: If TOS first character is "1", "2" or "3", then the second character must *not* be a "C".

Rule 4: If TOS first character is 4, then the second character must be "C".

Rule 5: TOS third character *may* be a hyphen (-)if REQTYP = A.

Rule 6: TOS third character must be " - " (hyphen) if REQTYP = B, or C.

Rule 7: TOS second character must be "D" when REQTYP = N.

Rule 8: If ordering Network Interface Devices (NIDs), TOS third character must be F.

Rule 9: If REQTYP = P, the 2nd character of the TOS field must be "E".

Rule 10: When the 2nd character of the TOS field is "E", the 1st character cannot be 2 or 4 .

29.2.2.42 SPEC - Service and Product Enhancement Code

Identifies a specific product or service offering. SPEC may be applicable for circuit level features and options other than those already identified by the Network Channel (NC) and Network Channel Interface (NCI) codes. This field is also used to place/remove a local service freeze on an end user's account -valid only with Resale [REQTYP E].

VALID ENTRIES:

Note 1: For REQTYPs A and B, positions 1 - 7 = any alpha character *except* " I " or any numeric character *except* " 0 " (zero).

Note 2: For REQTYP E, LSF Valid Entries (Activity Types = N, C, T and V).

Table NN SPEC – LSF Valid Entries: Valid in all states EXCEPT Tennessee, North Carolina and Georgia effective 03/01/2001.

LSF is available in Florida, but is *not* available in North Carolina.

Entry	Description
EU	Add Local Service Freeze (LSF) per End User request
LP	Add Local Service Freeze (LSF) per Local Provider request
DE	Delete Local Service Freeze (LSF)

DATA CHARACTERISTICS:

Manual: 5 to 7 alpha/numeric characters

Electronic: 5 or 7 alpha/numeric characters

EXAMPLE:

BD1T5AD

CONDITIONAL USAGE NOTES: None

BUSINESS RULES: None

29.2.2.43 NC - Network Channel Code

Identifies the network channel code for the circuit(s) involved. The network channel code describes the channel being requested.

VALID ENTRIES:

Entry	Description
First Two Characters	TY, LY, or HC
Third and Fourth Characters	Alpha characters or Hyphen (-) [Note: for NPT = D (LNP), 3rd and 4th character <i>must</i> be a hyphen (-)]

DATA CHARACTERISTICS: 4 alpha/numeric characters

EXAMPLE:

HCE--

CONDITIONAL USAGE NOTES: None

BUSINESS RULES:

Rule 1: The first alpha two characters are the channel service code which identify the channel service.

Rule 2: The third alpha/numeric character identifies the type of conditioning required on the channel. If there is no conditioning required, then this position has a hyphen (-).

Rule 3: The fourth alpha character indicates optional features, such as bridging. If no options are required, then position has a hyphen (-).

29.2.2.44 PBT - Pot Bay Type

Identifies the type of collocation arrangement for this service request. A Pot Bay is the physical demarcation point between a physical collocation arrangement and BST's equipment.

VALID ENTRIES:

Entry	Description
A	Pot Bay is located in the common area -BST provides, installs, and maintains equipment.
B	Pot Bay is located in the common area - CLEC provides equipment and BST installs and maintains equipment.
C	Pot Bay is located inside the cage, CLEC provides, installs, and maintains equipment.

DATA CHARACTERISTICS: 1 alpha character

EXAMPLE:

A

CONDITIONAL USAGE NOTES: None

BUSINESS RULES:

Rule: If Pot Bay is to be supplied by BellSouth, CLEC must state on LSR. Pot Bays apply only to Physical Collocation, not Virtual.

29.2.2.45 NCI - Network Channel Interface Code

Identifies the electrical conditions on the circuit at the ACTL / Primary Location.

VALID ENTRIES:

NCI Code Format:

This field consists of up to a twelve character code where the:

First two numeric characters (position 1 and 2) are required and represent the physical conductors, which describe the number of wires that traverse the point of termination (POT).

Next two alpha characters (position 3 and 4) are required and identify signaling and/or transmission characteristics.

Next alpha/numeric character (position 5) is required and describes the impedance with which the customer / end user will terminate the channel for the purpose of evaluating transmission performance or to indicate if the circuit is fiber.

Next character (position 6) is a period (used as a delimiter) only if additional characters will follow.

Next three alpha / numeric (position 7, 8, and 9) describe the protocol options.

Next character (position 10) is a period (used as a delimiter) only if additional characters will follow.

Next alpha character (position 11) describes the transmission level to be received at the customer / end user interface from the provider.

Next alpha character (position 12) describes the transmission level to be transmitted from the customer / end user interface to the provider. NCI Code Format:

DATA CHARACTERISTICS: 5 to 12 alpha/numeric characters

EXAMPLE:

04QC2.00E

This example indicates a central office termination (closed end of station) loop start circuit.

C2QA2.10

This example indicates service is multiplexed at the servicing wire center, DSO local loop to end user.

02QC2.00D

This example indicates open end of loop start circuit at central office.

02LS2

This example indicates closed end of local loop at end user location.

CONDITIONAL USAGE NOTES: None

BUSINESS RULES:

Rule 1: Allowable transmission level indicator codes which can be in field positions 11 and/ or 12 are as follows. When there are no protocol options and the field format is compressed (field positions 6 and 7 are decimal delimiters), these transmission levels may be reflected in field position 8 and/ or 9.

Rule 2: Transmission Specifications may be described in provider tariffs and/ or in technical reference publications.

Rule 3: Hyphens / dashes are only allowed in the transmission level positions of this code to indicate a default value.

Rule 4: This (NCI) field must also be compatible with the NC field on the request.

Rule 5: Currently, two optional features are ordered through the specification of the NCI code set for the protocol option field:

- **S** = Sealing Current Conditioning
- **RR** = Selective Signaling Arrangement

29.2.2.46 CHANNEL - Channel Code

Identifies the type of channel associated with this request.

This field is NOT supported by BellSouth.

29.2.2.47 SECNCI - Secondary Network Channel Interface Code

Identifies the electrical conditions on the circuit at the secondary ACTL or end use location.

VALID ENTRIES:

SECNCI Code format:

This field consists of up to a twelve character code where the:

First two numeric characters (position 1 and 2) are required and represent the physical conductors, which describe the number of wires that traverse the secondary ACTL or end user location.

Next two alpha characters (position 3 and 4) are required and identify signaling and/or transmission characteristics.

Next alpha/numeric character (position 5) is required and describes the impedance with which the customer / end user will terminate the channel for the purpose of evaluating transmission performance or to indicate if the circuit is fiber.

Next character (position 6) is a period (used as a delimiter) only if additional characters will follow.

Next three alpha / numeric (position 7, 8, and 9) describe the protocol options.

Next character (position 10) is a period (used as a delimiter) only if additional characters will follow.

Next alpha character (position 11) describes the transmission level to be received at the customer / end user interface from the provider.

Next alpha character (position 12) describes the transmission level to be transmitted from the customer / end user interface to the provider.

DATA CHARACTERISTICS: 5 to 12 alpha/numeric characters

EXAMPLE:

02L02

This example indicates an open end of loop start circuit at end user location.

02LS2

This example indicates closed end of loop start circuit at end user location.

CONDITIONAL USAGE NOTES: None

BUSINESS RULES: None

29.2.2.48 RPON - Related Purchase Order Number

Identifies the PON of a related Service Request. The RPON field may be used for relating connect and disconnect service requests, multiple requests for the same location and due date or multiple request for Directory Listings.

VALID ENTRIES:

Upper Case alpha (A - Z)

Numeric (0 - 9)

Symbols limited to: period (.), comma (,), hyphen (-) and apostrophe (')

DATA CHARACTERISTICS: Up to 16 alpha/numeric characters

EXAMPLE:

824Z9

CONDITIONAL USAGE NOTES: None

BUSINESS RULES:

Rule 1: CLEC populates this field to indicate a dependency between the requests.

Rule 2: The same due date and location must apply to all related PON's.

Rule 3: If the NPT is D (LNP), all related PON's must contain an NPT of D (LNP), *except* when porting ALL numbers associated with Channelized MegaLink and Primary Rate ISDN services.

Rule 4: All related PON's must be received on the same day within a 4-hour time frame.

Rule 5: The only valid entry in the RPON field is another PON for the related request. Each LSR would contain the RPON for the next related request. The last LSR will have the PON of the first LSR in the RPON field.

Rule 6: If one PON is updated (SUP), all related PON's must be supped.

Rule 7: If one PON is cancelled, all related PON's must be cancelled.

Rule 8: If one PON is clarified or rejected, all related PON's would be clarified or rejected.

Rule 9: RPON is *not* valid on ACT Y.

Rule 10: When this field is indicated on REQTYP J request, the related PON must also be a REQTYP J.

Rule 11: Information in the RPON field cannot be changed on SUP. All related PONs must be cancelled and re-issued.

Rule 12: RPON can not be used to relate a manual LSR to an electronic LSR.

Rule 13: If the LSR requires a service inquiry, RPON cannot be used to relate to another LSR that does not require a service inquiry. (Exception: If service is being disconnected for numbers to be re-used in connection with Megalink Channel Service or ISDN-PRI, this rule does not apply. RPON can be used.)

29.2.2.49 RORD - Related Order Number

Identifies a related order number.

VALID ENTRIES: None

DATA CHARACTERISTICS: Up to 17 alpha/numeric characters

EXAMPLE:

C4568954

CONDITIONAL USAGE NOTES: None

BUSINESS RULES:

Rule: If related PONs are sent separately, and the CLEC has already received the FOC on the first PON, then the related order number should be populated in this field.

29.2.2.50 LSP AUTH - Local Service Provider Authorization

Indicates the company code of the Local Service Provider that is providing existing service and has authorized the change to a new service provider.

This field is NOT supported by BellSouth.

29.2.2.51 LSP AUTH DATE - Local Service Provider Authorization Date

Identifies the date that appears on the LSP authorization provided to the new service provider.

This field is NOT supported by BellSouth.

29.2.2.52 LSP AUTH NAME- Local Service Provider Authorization Name

Identifies the name of the person who signed the authorization letter.

This field is NOT supported by BellSouth.

29.2.2.53 LSPAN - LSP's Authorization Number

Identifies the LSP's authorization number. Identifies the PON of a related Service Request. The RPON field may be used for relating connect and disconnect service requests, multiple requests for the same location and due date or multiple request for Directory Listings.

This field is NOT supported by BellSouth.

29.2.2.54 CIC - Carrier Identification Code

Identifies the numeric code of the initiating local service provider. This code is identical to the CIC code specified on the local interconnection trunks.

VALID ENTRIES: None

DATA CHARACTERISTICS: 4 numeric characters

EXAMPLE:

5124

CONDITIONAL USAGE NOTES:

Note: Required when Facility-Base CLEC request REQTYP J.

BUSINESS RULES:

Rule: CIC code is separate and distinct from the ACNA, CCNA, and CC codes, however; in the case of REQTYPs A, B/NPT = D (LNP), or C/NPT = D (LNP), this field *may* be populated with the same code used in the CC (Company Code) field.

29.2.2.55 RESID - Response Identifier

Identifies the response number assigned by the provider to relate pre-ordering activity.

VALID ENTRIES: None

DATA CHARACTERISTICS:

Manual: Not Applicable.

Electronic: Up to 20 alpha/numeric characters

EXAMPLE:

123ABC

CONDITIONAL USAGE NOTES: None

BUSINESS RULES:

Rule: Provided to CLEC on Loop Make-UP query. CLEC *must* populate on LSR.

29.2.2.56 CUST - Customer Name

Identifies the name of the customer that originated this request when that customer has not been assigned a CCNA.

VALID ENTRIES: None

DATA CHARACTERISTICS: Up to 25 alpha/numeric characters

EXAMPLE:

JOHN J SMITH CORP

CONDITIONAL USAGE NOTES:

Note: Required when CCNA is "CUS", otherwise optional.

BUSINESS RULES: None

29.2.3 Billing Section Fields

29.2.3.1 BI1 - Billing Account Number Identifier 1

Identifies the service type of Billing Account Number (BAN).

VALID ENTRIES:

Entry	Description
D	Directory Listings
L	Loop
N	Number Portability
P	Port
R	Resale
M	Port Switched Combination

DATA CHARACTERISTICS: 1 alpha character

EXAMPLE:

L

CONDITIONAL USAGE NOTES:

Note 1: Required when more than one BAN field (e.g., BAN1 and BAN2) is populated, otherwise optional.

Note 2: When REQTYP is B or C and NPT = D (LNP), valid entry can only be "D", "L", or "N" as shown in the chart above.

BUSINESS RULES: None**29.2.3.2 BAN1 - Billing Account Number 1**

Identifies the billing account to which the recurring and non-recurring charges for this request will be billed.

VALID ENTRIES:**Manual:** Valid Billing Account Number**Electronic:** Billing Account Number format:

The first three-byte characters are numeric.

The second three-byte characters are alphanumeric (A through Z) and numeric (0 through 9), no blanks, no dashes.

The third four-byte characters are numeric.

The fourth and last three-byte characters are all numeric

or " E " (with trailing blanks) = Existing.

DATA CHARACTERISTICS:**Manual:** 13 alpha/numeric characters**Electronic:** 1 alpha character **or** 13 alpha/numeric characters**EXAMPLE:****Manual**

2019814587123

Electronic

E

2019814587123

CONDITIONAL USAGE NOTES: None

BUSINESS RULES:

Rule 1: Billing Account (s) must be established prior to submitting any service request.

Rule 2: Use of valid entry of "E" is based on customer / provider negotiations.

Rule 3: For REQTYP A and NC does not = TY, this field must be the CABS account number.

Rule 4: For REQTYP B and NC = TY, this field is to be populated with either the Q Account for the Loop or the Master Q Account for Number Portability and/or Listings.

Rule 5: If ordering Network Interface Devices, populate with the CLEC Master Q Account Number.

Rule 6: The CCNA and ACNA on the LSR must always match the CCNA and ACNA on the BAN.

29.2.3.3 BI2 - Billing Account Number Identifier 2

Identifies the service type of Billing Account Number (BAN).

VALID ENTRIES:

Manual:

Entry	Description
D	Directory Listings
L	Loop

- continued -

Entry	Description
N	Number Portability
P	Port
R	Resale
M	Port Switched Combination

Electronic:

Entry	Description
D	Directory Listings
L	Loop
N	Number Portability
P	Port
R	Resale
M	Port Switched Combination

DATA CHARACTERISTICS: 1 alpha character**EXAMPLE:**

L

CONDITIONAL USAGE NOTES:

Note 1: Required when more than one BAN field (e.g., BAN1 and BAN2) is populated, otherwise optional.

Note 2: When REQTYP is B or C and NPT = D (LNP), valid entry can only be "D", "L", or "N" as shown in the chart above.

BUSINESS RULES: None**29.2.3.4 BAN2 - Billing Account Number 2**

Identifies the billing account to which the recurring and non-recurring charges for this request will be billed.

VALID ENTRIES:

Manual:

Valid Billing Account Number

E = Existing Valid Billing Account Number, based on customer / provider negotiations Valid Billing Account Number

Electronic: Billing Account Number format:

The first three-byte characters are numeric.

The second three-byte characters are alphanumeric (A through Z) and numeric (0 through 9), no blanks, no dashes.

The third four-byte characters are numeric.

The fourth and last three-byte characters are all numeric

or " E " (with trailing blanks) = Existing.

DATA CHARACTERISTICS:

Manual: 13 alpha/numeric characters

Electronic: 1 alpha character **or** 13 alpha/numeric characters

EXAMPLE:

Manual

2019814588456

Electronic

E

2019814588456

CONDITIONAL USAGE NOTES:

Note: Required if BI2 field is populated.

BUSINESS RULES:

Rule 1: Billing Account (s) must be established prior to submitting any service request.

Rule 2: Use of valid entry of "E" is based on provider/customer negotiations.

Rule 3: For REQTYP B and NC = TY, this field is to be populated with either the Q Account for the Loop or the Master Q Account for Number Portability and/or Listings.

29.2.3.5 ACNA - Access Customer Name Abbreviation

Identifies the COMMON LANGUAGE code of the customer to which the bill is to be rendered.

VALID ENTRIES: None

DATA CHARACTERISTICS: 3 alpha characters

EXAMPLE:

CUS

CONDITIONAL USAGE NOTES: None

BUSINESS RULES:

Rule 1: For an occasional customer who has not and probably will not obtain an ACNA, enter "CUS" in this field.

Rule 2: This code is assigned and provided by Telcordia Technologies.

Rule 3: This code must match the BAN.

29.2.3.6 EBD - Effective Bill Date

Identifies the effective date when billing is to begin or cease. Also, the effective date to cease billing; when the billing date is different from the disconnect desired due date, and is on a non-business day. The DDD or DDDO would be populated with the next business date.

This field is not valid for data population by the CLEC.

29.2.3.7 CNO - Case Number

Identifies the Case Number assigned by the Provider in response to a Diversity Inquiry Request.

This field is NOT supported by BellSouth.

29.2.3.8 NRI - Negotiated Rate Indicator

Indicates that the Customer has negotiated special billing arrangements for this service.

This field is NOT supported by BellSouth.

29.2.3.9 BILLNM - Billing Name

Identifies the CLEC to whom the bill will be sent.

This field is generated internally based on the established billing account records.

29.2.3.10 SBILLNM - Secondary Billing Name

Identifies the name of a department or group within the designated BILLNM entry.

This field is generated internally based on the established billing account records.

29.2.3.11 TE - Tax Exemption

Indicates that the customer has submitted a tax exemption certificate to BellSouth. BellSouth will generate this information from the CLEC's existing master billing account.

This field is generated internally based on the established billing account records.

29.2.3.12 EBP - Extended Billing Plan

Indicates that the Customer has negotiated special billing arrangements for this service.

This field is NOT supported by BellSouth.

29.2.3.13 BILLNM-STREET - Billing Name Street Address

Identifies the street of the billing address associated with the billing name.

This field is generated internally based on the established billing account records.

29.2.3.14 BILLNM-FLOOR - Billing Name Floor

Identifies the floor for the billing address associated with the billing name.

This field is generated internally based on the established billing account records.

29.2.3.15 BILLNM-ROOM - Billing Name Room

Identifies the room for the billing address. Associated with the billing name.

This field is generated internally based on the established billing account records.

29.2.3.16 BILLNM-CITY - Billing Name City

Identifies the city, village, township, etc. of the billing address associated with the billing name.

This field is generated internally based on the established billing account records.

29.2.3.17 BILLNM-STATE - Billing Name State

Identifies the two character postal code for the state of the billing address associated with the billing name.

This field is generated internally based on the established billing account records.

29.2.3.18 BILLNM-ZIP CODE - Billing Name Zip Code

Identifies the zip code or postal code of the billing address associated with the billing name.

This field is generated internally based on the established billing account records.

29.2.3.19 BILLCON - Billing Contact

This field is generated internally based on the established billing account records.

29.2.3.20 BILLCON-TEL NO. - Billing Contact Telephone Number

Identifies the telephone number of the billing contact.

This field is generated internally based on the established billing account records.

29.2.3.21 VTA - Variable Term Agreement

Identifies the duration, identifying USOC, contract date or contract identification number of any variable term agreement that may be offered by a provider.

VALID ENTRIES: None

DATA CHARACTERISTICS: Up to 17 alpha/numeric characters

EXAMPLE:

36

VTPP

C82089

C12345

361091489BLKH0001

CONDITIONAL USAGE NOTES: None

BUSINESS RULES:

Rule 1: When REQTYP = P and the service type indicated on the CSR is “ESSX®” a blank in this field will default to month-to-month-pricing.

Rule 2: When REQTYP = P and the service type indicated on the CSR is “MultiServ®”, data populated in this field must match the term agreement on the existing CSR. A blank in this field will default to the existing term agreement on the CSR.

Rule 3: When REQTYP = P and the service type indicated on the CSR is “BellSouth Centrex®”, the VTA field is applicable *only* when ACT = N. This field will not be used for any other ACT on BellSouth Centrex® and should not be populated. A blank in this field will default to the existing term agreement on the CSR.

29.2.4 Contact Section Fields

29.2.4.1 INIT - Initiator Identification

Identifies the CLEC’s representative who originated this request. This is the person who should be contacted if there are any questions regarding this request. Any authorizations of charges or changes are the responsibility of this person.

VALID ENTRIES: None

DATA CHARACTERISTICS: Up to 15 alpha/numeric characters

EXAMPLE:

JOHN SMITH

CONDITIONAL USAGE NOTES: None

BUSINESS RULES: None

29.2.4.2 INIT-TEL NO. - Initiator Telephone Number

Identifies the telephone number of the initiator.

VALID ENTRIES: None

DATA CHARACTERISTICS:

Manual: Up to 17 numeric characters (including 3 preprinted hyphens)

Electronic: 10 numeric characters **or** up to 15 alpha/numeric characters

EXAMPLE:

Manual

210--981--3500--2262

Electronic

2019813500

2019813500X2262

CONDITIONAL USAGE NOTES: None

BUSINESS RULES:

Rule: The minimum format is a 10 numeric telephone number. An "X" and the extension number in the remaining 4 numerics.

29.2.4.3 INIT-EMAIL - Initiator Electronic Mail Address

Identifies the electronic mail address of the initiator.

This field is NOT supported by BellSouth.

29.2.4.4 INIT-FAX NO. - Initiator Facsimile Number

Identifies the fax number of the initiator.

VALID ENTRIES: None

DATA CHARACTERISTICS:

Manual: 12 numeric characters (including 2 preprinted hyphens)

Electronic: 10 numeric characters

EXAMPLE:

Manual

908--336--2980

Electronic

9083362980

CONDITIONAL USAGE NOTES: None

BUSINESS RULES: None

29.2.4.5 INIT-STREET - Initiator Street Address

Identifies the initiator's street address.

This field is NOT supported by BellSouth.

29.2.4.6 INIT-FLOOR - Initiator Floor

Identifies the floor of the initiator's address.

This field is NOT supported by BellSouth.

29.2.4.7 INIT-ROOM/MAIL STOP - Initiator Room / Mail Stop

Identifies the room or mail stop of the initiator's address.

This field is NOT supported by BellSouth.

29.2.4.8 INIT-CITY - Initiator City

Identifies the city, village, township, etc. of the initiator's address.

This field is NOT supported by BellSouth.

29.2.4.9 INIT-STATE - Initiator State

This field is NOT supported by BellSouth.

29.2.4.10 INIT-ZIP CODE - Initiator Zip Code

Identifies the zip code of postal code of the initiator's address.

This field is NOT supported by BellSouth.

29.2.4.11 IMPCON - Implementation Contact

Identifies the CLEC representative or office responsible for control of installation and completion.

VALID ENTRIES: None

DATA CHARACTERISTICS: Up to 15 alpha/numeric characters

EXAMPLE:

JOHN SMITH SPC

CONDITIONAL USAGE NOTES: None

BUSINESS RULES:

Rule: The CLEC provides the CLEC contact that the BellSouth technician will notify when the end user requests activity other than that ordered by the CLEC (e.g., additional jacks). The CLEC provides the contact to be used for notifications, such as completion, acceptance, testing, and other related installation activity.

29.2.4.12 IMPCON-TEL NO. - Implementation Contact Telephone Number

Identifies the telephone number of the implementation contact.

VALID ENTRIES:

The minimum format is a 10 numeric telephone number. An "X" and the extension number in the remaining 4 numerics.

DATA CHARACTERISTICS:

Manual: Up to 17 alpha/numeric characters (including 3 preprinted hyphens)

Electronic: 10 numeric characters **or** up to 15 alpha/numeric characters

EXAMPLE:

Manual

210--981--3500--3785

Electronic

21098135003500

21098135003500x3785

CONDITIONAL USAGE NOTES:

Note: Required when IMPCON field is populated , otherwise optional.

BUSINESS RULES:

Rule 1: The CLEC must provide a telephone number that is toll free or local from the end user's location.

Rule 2: The minimum format is a 10 numeric telephone number. An "X" and the extension number in the remaining 4 numerics.

29.2.4.13 IMPCON-PAGER - Implementation Contact Pager Number

Identifies the pager number of the implementation contact.

This field is NOT supported by BellSouth.

29.2.4.14 ALT-IMPCON - Alternate Implementation Contact

Identifies the CLEC alternate representative or office responsible for control of installation and completion.

VALID ENTRIES: None

DATA CHARACTERISTICS: Up to 15 alpha/numeric characters

EXAMPLE:

ANN JONES

CONDITIONAL USAGE NOTES: None

BUSINESS RULES: None

29.2.4.15 ALT-IMPCON TEL NO. - Alternate Implementation Contact Telephone Number

Identifies the telephone number of the alternate implementation contacts.

VALID ENTRIES: None

DATA CHARACTERISTICS: 10 numeric characters **or** up to 15 alpha/numeric characters

EXAMPLE:

2019687463

2019687463X1234

CONDITIONAL USAGE NOTES: None

BUSINESS RULES: None

29.2.4.16 ALT-IMP CON PAGER - Alternate Implementation Contact Pager Number

Identifies the pager number of the alternate implementation contact.

This field is NOT supported by BellSouth.

29.2.4.17 DSGCON - Design / Engineering Contact Name

Identifies the CLEC's employee or agent that should be contacted on design / engineering matters.

VALID ENTRIES: None

DATA CHARACTERISTICS: Up to 15 alpha/numeric characters

EXAMPLE:

JOHN SMITH

CONDITIONAL USAGE NOTES:

Note: Required when DRC is populated with LMU for non-designed loops.

BUSINESS RULES:

Rule: For Designed loops; absence of data in this field will result in *no* Designed Layout Report being sent to the CLEC, unless the DRC field has been used for this purpose.

29.2.4.18 DRC - Design Routing Code

Identifies the CLEC location routing code for the transmission of the Design Layout Report for this request. This field also identifies when a CLEC desires loop make-up information on non-designed services.

VALID ENTRIES: None

DATA CHARACTERISTICS: 3 alpha characters

EXAMPLE:

ANN

CONDITIONAL USAGE NOTES: None

BUSINESS RULES:

Rule 1: REQYP A or B, the CLEC should populate Loop Make-Up ("LMU") behind the DRC field entry when they request a LMU on a Non-designed loop.

Rule 2: Appropriate codes to be used in this field are assigned to the CLEC upon request.

29.2.4.19 DSGCON-TEL NO. - Design / Engineering Contact Telephone Number

Identifies the telephone number of the design / engineering contact.

VALID ENTRIES:

The minimum format is a 10 numeric telephone number. An "X" and the extension number in the remaining 4 numerics.

DATA CHARACTERISTICS:

Manual: Up to 17 numeric characters (including 3 preprinted hyphens)

Electronic: 10 numeric characters **or** up to 15 alpha/numeric characters

EXAMPLE:

Manual

210--981--3500--2262

Electronic

2019813500

2019813500X1234

CONDITIONAL USAGE NOTES:

Note: Required when DSGCON field is populated.

BUSINESS RULES: None

29.2.4.20 DSGCON-FAX NO. - Design / Engineering Contact Facsimile Number

Identifies the fax number of the initiator.

VALID ENTRIES: None

DATA CHARACTERISTICS:

Manual: 12 numeric characters (including 2 preprinted hyphens)

Electronic: 10 numeric characters

EXAMPLE:

Manual

908--336--2980

Electronic

9083362980

CONDITIONAL USAGE NOTES: None

BUSINESS RULES: None

29.2.4.21 DSGCON-EMAIL - Design / Engineering Contact Electronic Mail Address

Identifies the electronic mail address of the design / engineering contact.

This field is NOT supported by BellSouth.

29.2.4.22 DSGCON-STREET - Design / Engineering Contact Street Address

Identifies the design / engineering contact 's street address.

VALID ENTRIES: None

DATA CHARACTERISTICS: Up to 25 alpha/numeric characters

EXAMPLE:

132 E MAIN STREET

CONDITIONAL USAGE NOTES:

Note: Required when DSGCON field is populated, otherwise optional.

BUSINESS RULES: None

29.2.4.23 DSGCON-FLOOR - Design / Engineering Contact Floor

Identifies the floor of the design / engineering contact 's address.

VALID ENTRIES: None

DATA CHARACTERISTICS:

Manual: Up to 4 alpha/numeric characters

Electronic: Up to 12 alpha/numeric characters

EXAMPLE:

32

CONDITIONAL USAGE NOTES: None

BUSINESS RULES: None

29.2.4.24 DSGCON-ROOM/MAIL STOP - Design / Engineering Contact Room / Mail Stop

Identifies the room or mail stop of the design / engineering contact's address.

VALID ENTRIES: None

DATA CHARACTERISTICS: Up to 10 alpha/numeric characters

EXAMPLE:

K--151A

CONDITIONAL USAGE NOTES: None

BUSINESS RULES: None

29.2.4.25 DSGCON-CITY - Design / Engineering Contact City

Identifies the city, village, township, etc. of the design / engineering contact's address.

VALID ENTRIES: None

DATA CHARACTERISTICS: Up to 25 alpha/numeric characters

EXAMPLE:

PISCATAWAY

CONDITIONAL USAGE NOTES:

Note: Required when DSGCON field is populated, otherwise optional.

BUSINESS RULES: None

29.2.4.26 DSGCON-STATE - Design / Engineering Contact State

Identifies the two character postal code for the state of the design / engineering contact's address.

VALID ENTRIES: None

DATA CHARACTERISTICS: 2 alpha characters

EXAMPLE:

NJ

CONDITIONAL USAGE NOTES:

Note: Required when DSGCON field is populated, otherwise optional.

BUSINESS RULES: None

29.2.4.27 DSGCON-ZIP CODE - Design / Engineering Contact Zip Code

Identifies the zip code of postal code of the design / engineering contact's address.

VALID ENTRIES: None

DATA CHARACTERISTICS:

Manual: 5 numeric or 10 alpha/numeric characters (including preprinted hyphen)

Electronic:

- 5 or 9 numeric characters for EDI
- 5 numeric characters for TAG

EXAMPLE:**Manual**

08854

08854--1234

Electronic

08854

088541234

CONDITIONAL USAGE NOTES:

Note: Required when DSGCON field is populated, otherwise optional.

BUSINESS RULES: None

29.2.4.28 REMARKS - Remarks

Identifies a free flowing field which can be used to expand upon and clarify other data on this form/screen.

VALID ENTRIES: None

DATA CHARACTERISTICS:

Manual: Up to 160 alpha/numeric characters

Electronic: Up to 240 alpha/numeric characters

EXAMPLE:

SUP DELETED ESX ESF TN 111--456--7890

CONDITIONAL USAGE NOTES: None

BUSINESS RULES:

Rule 1: Virgules (/)and asterisks (*)are not allowed in this field.

Rule 2: The CLEC may enter Remarks which is a free flowing field which may be used to expand or clarify text data on the LSR.

Rule 3: BellSouth does not edit this field for alpha/numeric content.

Rule 4: When ordering a new EEL, populate this field with the name of the EEL (Type of IOC, Type of Mux, Type of Loop).

29.3 Local Service Request - Hunt Group Information

29.3.1 Description

This section describes the Local Service Request Hunt Group Information (LSR-HGI) form/screen entries. Each field on the LSR form/screen is identified and defined.

All information required for administrative, hunt group and hunt details is provided for in the various fields contained within the LSR HGI Form/Screen. The Administrative Section contains information pertaining to the service being ordered such as: purchase order number, account telephone number, version, etc. The Hunt Group Information Section captures the high level hunting information such as the type of hunting, the number of hunting lines and the hunting group activity. More specific

information is captured in the Hunt Detail Section such as the hunting line activity, and the hunting sequence number.

These request forms/screens were designed with the intent to require a minimum of input information.

29.3.2 Administrative Section Fields

29.3.2.1 HTQTY - Hunt Group Quantity***

Identifies the number of hunt groups for the service requested.

VALID ENTRIES: 00 - 99

DATA CHARACTERISTICS: 2 numeric characters

EXAMPLE:

03

CONDITIONAL USAGE NOTES: None

BUSINESS RULES:

Rule 1: The quantity in HTQTY should only reflect the number of hunt groups impacted by this request even though other hunt groups are on the account.

Rule 2: HTQTY must equal the total number of HNUM on this request.

*****Note:** This field appears on the LSR but is used in reference to hunting.

29.3.2.2 PON - Purchase Order Number

Identifies the CLEC's unique purchase-order or requisition number that authorizes the issuance of this request or supplement.

VALID ENTRIES:

Upper Case alpha (A - Z)

Numeric (0 - 9)

Symbols limited to: period (.), comma (,), hyphen (-) and apostrophe (')

DATA CHARACTERISTICS: Up to 16 alpha/numeric characters

EXAMPLE:

824Z9

CONDITIONAL USAGE NOTES:

Note : This field is required.

BUSINESS RULES:

Rule 1: The Purchase Order Number may be reused after two years and one day. This is based on the original due date of the PON, regardless of the SUPs issued to change the original due date.

Rule 2: Every new request requires a unique PON. A new PON must be issued when requesting listings for different end users.

Rule 3: This entry must be identical to the PON field on the LSR form/screen.

Rule 4: When issuing a SUP, the same PON on the original LSR form/screen should be used however the VER field must be different.

29.3.2.3 VER - Version Identification

Identifies the CLEC's version number.

VALID ENTRIES: 00 - 99 or blank

DATA CHARACTERISTICS: 2 numeric characters

EXAMPLE:

01

CONDITIONAL USAGE NOTES:

Note: Required on a re-issuance (supplement), the CLEC must populate this field to uniquely distinguish this LSR form/screen from any other version.

BUSINESS RULES:

Rule 1: The CLEC must populate this field to indicate the PON is a SUP and not the original.

Rule 2: The CLEC must populate this field with a sequential number at least one digit higher than that of the preceding supplement to this PON.

Rule 3: On an initial LSR, the VER field must be 00 or blank.

Rule 4: This entry must be identical to the VER on the LSR form/screen and all other forms/screens submitted on this request.

29.3.2.4 AN - Account Number

Identifies the main account number assigned by the Network Service Provider (NSP). It is a non-dialable, non-standard number (e.g., miscellaneous account number).

VALID ENTRIES:

Manual: N = New Account Number **or** a valid Miscellaneous Account Number

Electronic: a valid Miscellaneous Account Number

DATA CHARACTERISTICS:

Manual: 1 alpha **or** up to 20 alpha/numeric characters

Electronic: 10 alpha/numeric **or** 13 alpha/numeric characters

Electronic:

EXAMPLE:

Manual

N

404--M23--1234

Electronic

404M231234

404M231234567

CONDITIONAL USAGE NOTES:

Note: Required when the ATN field on the LSR is not populated, otherwise prohibited.

BUSINESS RULES:

Rule: This entry must be identical to the AN on the LSR form/screen and all other submitted forms/screens.

29.3.2.5 ATN - Account Telephone Number

Identifies the account telephone number assigned by the NSP. It is a dialable telephone number.

VALID ENTRIES:

Manual: N = New Account Telephone Number **or** a valid Account TelephoneNumber

Electronic: a valid Account Telephone Number

DATA CHARACTERISTICS:

Manual: 12 numeric characters (including 2 preprinted hyphens)

Electronic: 10 numeric characters

EXAMPLE:

Manual

N

201--555--1212

Electronic

2015551212

CONDITIONAL USAGE NOTES:

Note: Required when the AN field on the LSR form/screen is not populated, otherwise prohibited.

BUSINESS RULES:

Rule: This entry must be identical to the ATN on the LSR form/screen and all other submitted forms/screens.

29.3.2.6 PG__OF__ - Page of

Identifies the page number and total number of pages contained in this request.

VALID ENTRIES: None

DATA CHARACTERISTICS: Maximum of 4 numeric characters

EXAMPLE:

01 of 04

CONDITIONAL USAGE NOTES:

Note: This field is required, when requesting service in a manual environment (FAX).

BUSINESS RULES:

Rule: First field is individual page number, second field is total number of pages.

29.3.3 Hunt Group Information Section

29.3.3.1 LOCNUM - Location Number of Hunt Group

Identifies the service location number for the service requested. The Location Number is assigned by the customer and is retained until the service is disconnected.

VALID ENTRIES: None

DATA CHARACTERISTICS: 3 numeric characters

EXAMPLE:

002

CONDITIONAL USAGE NOTES: None

BUSINESS RULES:

Rule: LOCNUM of Hunting must be identical to LOCNUM of one of the End User locations on this LSR.

29.3.3.2 HNUM - Hunt Number

Identifies the Hunt Group as a unique number and each additional occurrence as a unique number. The values are to be assigned consecutively and must be unique throughout the request at the LOCNUM level.

VALID ENTRIES: None

DATA CHARACTERISTICS: 5 numeric characters

EXAMPLE:

00003

CONDITIONAL USAGE NOTES: None

BUSINESS RULES: None

29.3.3.3 **CB - Common Block**

Identifies the name/number of the CENTREX and the name/number of the grouping (customer Common Block).

This field is NOT supported by BellSouth.

29.3.3.4 **HA - Hunt Group Activity**

Identifies the activity associated with the hunt group on this request.

VALID ENTRIES:

Table OO Hunt Group Activity Table

Entry	Description
N	New Hunt Group
E	Existing Group / No Change
C	Change to an Existing Hunt Group
D	Delete or Remove Hunt Group Arrangement

DATA CHARACTERISTICS: 1 alpha character

EXAMPLE:

N

CONDITIONAL USAGE NOTES: None

BUSINESS RULES:

Rule 1: HA of "E" or "C" prohibited when ACT = N, T, P or Q.

Rule 2: HA of "D" prohibited when ACT = N or T.

29.3.3.5 HID - Hunt Group Identifier

Identifies the hunt group.

VALID ENTRIES:

N = New Hunt Group Identifier

DATA CHARACTERISTICS: 1 or 4 alpha characters or up to 3 numeric characters

EXAMPLE:

N

CONDITIONAL USAGE NOTES: None

BUSINESS RULES:

Rule 1: For HNTYP 1, 2, 3 or 4, HID entry must be an "N", up to 3 numeric characters or 4 alpha characters.

Rule 2: For HNTYP 5 or 6, HID entry must be an "N" or HID number.

Rule 3: For HNTYP 1, 2, 3 or 4 and HA is "N", HID entry must be an "N" indicating a new HID for the Hunt Group.

29.3.3.6 TIP - Telephone Line Identifier Type

Identifies the type of entry in the TLI field.

This field is NOT supported by BellSouth.

29.3.3.7 TLI - Telephone Number Identifier

Identifies the pilot number of a multi-line hunt group.

VALID ENTRIES: None

DATA CHARACTERISTICS: 10 numeric characters

EXAMPLE:

4045551122

CONDITIONAL USAGE NOTES:

Note 1: Required when HNTYP is 5 or 6.

Note 2: Prohibited when HNTYP is 1, 2, 3 or 4 and NOTYP is "T".

BUSINESS RULES: None

29.3.3.8 HNTYP - Hunt Type Code

Identifies the type of hunting involved.

VALID ENTRIES:

Entry	Description
1	Preferential
2	Sequential Series Complete
3	Non-Sequential Series Complete
4	Circular
5	Multi-line series completion with terminal numbers
6	Multi-line circular with terminal numbers

DATA CHARACTERISTICS: 1 numeric character

EXAMPLE:

1

CONDITIONAL USAGE NOTES: None

BUSINESS RULES: None

29.3.4 Hunt Detail Section**29.3.4.1 HLA - Hunt Line Activity**

Identifies the service location number for the service requested. The Location Number is assigned by the customer and is retained until the service is disconnected.

VALID ENTRIES:**Table PP Hunt Line Activity Table**

Entry	Description
N	New / Install
E	Existing Line / No Change
D	Disconnect or Delete of Hunt Line

DATA CHARACTERISTICS: 1 alpha character

EXAMPLE:

E

CONDITIONAL USAGE NOTES: None

BUSINESS RULES:

Rule 1: HLA of N prohibited when HA is E.

Rule 2: HLA of E prohibited when HA is N.

Rule 3: HLA of D prohibited when HA is N or E.

29.3.4.2 HTSEQ - Hunting Sequence

Identifies the desired hunting sequence within the hunt group. This field identifies the desired hunting sequence or range of hunt sequence for the service requested.

VALID ENTRIES: None

DATA CHARACTERISTICS: 4 numeric characters

EXAMPLE:

0003

CONDITIONAL USAGE NOTES: None

BUSINESS RULES:

Rule: HTSEQ number is not allowed for more than one HT when HLA is N or E.

29.3.4.3 NOTYP - Number Type

Identifies the type of number entered in the HT field.

VALID ENTRIES:

Entry	Description
T	Telephone Number
L	Terminal Number

DATA CHARACTERISTICS: 1 alpha character

EXAMPLE:

T

CONDITIONAL USAGE NOTES: None

BUSINESS RULES:

Rule 1: NOTYP must be "L" if HNTYP is 5 or 6.

Rule 2: NOTYP must be "T" if HNTYP is 1, 2, 3 or 4.

29.3.4.4 HT - Hunting Telephone Number

Identifies the hunting number for this sequence position in the Hunt Group.

VALID ENTRIES:

Entries
Telephone Number
Terminal Number
Maintenance Number
LNUM (Line Number)

DATA CHARACTERISTICS: Up to 15 alpha/numeric characters

EXAMPLE:

T0001--T0020

5045556447

4045551230--1235

CONDITIONAL USAGE NOTES: None

BUSINESS RULES:

Rule 1: Only consecutive telephone numbers or terminal numbers can be shown in ranges or scoped.

Rule 2: Ranges are indicated by using hyphens (-).

Rule 3: When HNTYP is 5 or 6, HT must be 5 or 10 alpha/numeric characters.

Rule 4: When HNTYP is 1, 2, 3 or 4, HT cannot exceed 16.

Rule 5: HT TN or TER scoped number ranges must be in ascending order.

Rule 6: When HLA is "E" or "N" and TOS is "2A", HT cannot exceed 3 in an HID.

29.4 EU - End User

29.4.1 Form/Screen Description

This section describes the End User (EU) form/screen entries. Each field on the EU form/screen is identified and defined.

The EU form/screen contains end user details necessary for provisioning service. The Administrative Section contains information pertaining to the service being ordered such as: purchase order number, version number, account telephone number, etc. The Location and Access Section contains information regarding the end user's location and facilities such as: address, access instructions, and contact information. The Inside Wire Section contains information regarding the inside wire such as wiring options. The Bill Section contains information regarding the final bill. The Disconnect Information Section contains information regarding disconnecting an end user's service such as: line to disconnect, number of lines, and transfer of call options and information. The fields are presented in the order they appear on the LSOG Version 4 forms.

These request forms/screens were designed with the intent to require a minimum of input information.

29.4.2 Administrative Section Fields

29.4.2.1 PON - Purchase Order Number

Identifies the CLEC's unique purchase-order or requisition number that authorizes the issuance of this request or supplement.

VALID ENTRIES:

Upper Case alpha (A - Z)

Numeric (0 - 9)

Symbols limited to: period (.), comma (,), hyphen (-) and apostrophe (')

DATA CHARACTERISTICS: Up to 16 alpha/numeric characters

EXAMPLE:

824Z9

CONDITIONAL USAGE NOTES:

Note : This field is required.

BUSINESS RULES:

Rule 1: The Purchase Order Number may be reused after two years and one day. This is based on the original due date of the PON, regardless of the SUPs issued to change the original due date.

Rule 2: Every new request requires a unique PON. A new PON must be issued when requesting listings for different end users.

Rule 3: This entry must be identical to the PON field on the LSR form/screen.

Rule 4: When issuing a SUP, the same PON on the original LSR form/screen should be used however the VER field must be different.

29.4.2.2 VER - Version Identification

Identifies the CLEC's version number.

VALID ENTRIES: 00 - 99 or blank

DATA CHARACTERISTICS: 2 numeric characters

EXAMPLE:

01

CONDITIONAL USAGE NOTES:

Note: Required on a re-issuance (supplement), the CLEC must populate this field to uniquely distinguish this LSR form/screen from any other version.

BUSINESS RULES:

Rule 1: The CLEC must populate this field to indicate the PON is a SUP and not the original.

Rule 2: The CLEC must populate this field with a sequential number at least one digit higher than that of the preceding supplement to this PON.

Rule 3: On an initial LSR, the VER field must be 00 or blank.

Rule 4: This entry must be identical to the VER on the LSR form/screen and all other forms/screens submitted on this request.

29.4.2.3 AN - Account Number

Identifies the main account number assigned by the NSP. It is a non-dialable, non-standard number (e.g., miscellaneous account number).

VALID ENTRIES:

Manual: N = New Account Number **or** a valid miscellaneous Account Number

Electronic: a valid Miscellaneous Account Number

DATA CHARACTERISTICS:

Manual: 1 alpha **or** Up to 20 alpha/numeric characters

Electronic: 10 alpha/numeric **or** 13 alpha/numeric characters

Electronic:

EXAMPLE:

Manual

N

404--M23--1234

Electronic

404M231234

404M231234567

CONDITIONAL USAGE NOTES:

Note: Required when the ATN field on the LSR is not populated, otherwise prohibited.

BUSINESS RULES:

Rule: This entry must be identical to the AN on the LSR and all other submitted forms/screens.

29.4.2.4 ATN - Account Telephone Number

Identifies the account telephone number assigned by the NSP. It is a dialable telephone number.

VALID ENTRIES:

Manual: N = New Account Telephone Number **or** a valid Account TelephoneNumber

Electronic: a valid Account Telephone Number

DATA CHARACTERISTICS:

Manual: 12 numeric characters (including 2 preprinted hyphens)

Electronic: 10 numeric characters

EXAMPLE:

Manual

N

201--555--1212

Electronic

2015551212

CONDITIONAL USAGE NOTES:

Note: Required when the AN field on the LSR form/screen is not populated, otherwise prohibited.

BUSINESS RULES:

Rule: This entry must be identical to the ATN on the LSR and all other submitted forms/screens.

29.4.2.5 DQTY - Disconnect Quantity

Identifies the quantity of telephone numbers affected by this service request. It indicates the quantity of telephone numbers to be disconnected with this request.

VALID ENTRIES: 001 – 999

DATA CHARACTERISTICS: 3 numeric characters

EXAMPLE:

001

CONDITIONAL USAGE NOTES:

Note: Required when the DISC NBR field is populated.

Manual:

Note: Required when the REQTYP is E and the ACT field on the LSR is W.

Electronic: None

BUSINESS RULES: None

Rule: This field is also used on manually submitted orders with REQTYP of E, M and P, and ACT of W to indicate the quantity of telephone numbers to be converted (because the Resale or , Port form/ screen is not being sent).

29.4.2.6 PG__OF__ - Page of

Identifies the page number and total number of pages contained in this request.

VALID ENTRIES: None

DATA CHARACTERISTICS: Maximum of 4 numeric characters

EXAMPLE:

01 of 04

CONDITIONAL USAGE NOTES:

Note: This field is required, when requesting service in a manual environment (FAX).

BUSINESS RULES:

Rule: First field is individual page number, second field is total number of pages.

29.4.3 Location and Access Section Fields

29.4.3.1 LOCNUM (Header level) - Location Number (Header level)

Identifies this service location number for the service requested.

NOTE: The Location Number is assigned by the customer and is retained until the service is disconnected.

VALID ENTRIES: 000 – 999

DATA CHARACTERISTICS: 3 numeric characters

EXAMPLE:

000

CONDITIONAL USAGE NOTES: None**BUSINESS RULES:**

Rule 1: LOCNUM must be unique for each service location.

Rule 2: The first location must be 000 and greater than 000 at each secondary location.

Rule 3: This field is used to indicate service terminating at one or more locations for the same ATN account (e.g., DPA).

Rule 4: The LOCNUM must be in sequential and consecutive order.

Rule 5: LOCNUM must be unique per ATN.

Rule 6: When ACT= W, the LOCNUM valid values are blank or 000, except when REQTYP = P, the first LOCNUM *must* be 001 and greater than 001 at secondary location (SLA).

Rule 7: When REQTYP = P and ACT = C, LOCNUM *must* match the CSR (e.g., LOCNUM002 equates to SLA2 on the Customer Service Record (CSR)).

Electronic:

Rule 8: When LOCNUM at the Header Level is received with blank data, the system will replace with zeros (000) and accept as a valid value.

29.4.3.2 LOCNUM (Detail level) - Location Number (Detail level)

Identifies this service location number for the secondary (detail level) service requested.

VALID ENTRIES: 001 – 999**DATA CHARACTERISTICS:** 3 numeric characters**EXAMPLE:**

118

CONDITIONAL USAGE NOTES: None**BUSINESS RULES:**

Rule 1: The secondary locations must have a LOCNUM greater than 000.

Rule 2: LOCNUM must be a unique number for each service location.

29.4.3.3 EU - NAME End User Name

Identifies the name of the end user.

NOTE: The name in this field is not intended to be used for directory services.

VALID ENTRIES: None

DATA CHARACTERISTICS: Up to 25 alpha/numeric characters

EXAMPLE:

OLYMPIC CORP

CONDITIONAL USAGE NOTES:

Note: Required at each secondary location.

BUSINESS RULES: None

29.4.3.4 SAPR - Service Address House Prefix

Identifies the prefix for the house number of the service address when grid type numbering is used.

This field is NOT supported by BellSouth.

29.4.3.5 SANO - Service Address House Number

Identifies the house number of the service address.

VALID ENTRIES: None

DATA CHARACTERISTICS: Up to 8 alpha/numeric characters

EXAMPLE:

450

CONDITIONAL USAGE NOTES:

Note 1: Prohibited when the SASN field is *not* populated at this location.

Note 2: Required when SADLO is *not* populated

Note 3: Required unless the service is on a rural unnumbered street.

BUSINESS RULES:

Rule: Address must be RSAG valid.

29.4.3.6 SASF - Service Address House Number Suffix

Identifies the suffix for the house number of the service address.

VALID ENTRIES: None

DATA CHARACTERISTICS: Up to 5 alpha/numeric characters

EXAMPLE:

1/2

CONDITIONAL USAGE NOTES:

Note: Optional when the SASN and SANO fields are populated, otherwise prohibited.

BUSINESS RULES:

Rule: Address must be RSAG valid.

29.4.3.7 SASD - Service Address Street Directional

Identifies the street directional for the service address.

VALID ENTRIES:

Entry	Description
E	East
W	West
N	North
S	South
NE	Northeast

- continued -

- continued -

Entry	Description
NW	Northwest
SE	Southeast
SW	Southwest

DATA CHARACTERISTICS: Up to 2 alpha characters

EXAMPLE:

SW

CONDITIONAL USAGE NOTES:

Note: Optional when the SASN field is populated, otherwise prohibited.

BUSINESS RULES:

Rule: Address must be RSAG valid.

29.4.3.8 SASN - Service Address Street Name

Identifies the street name of the service address.

VALID ENTRIES: None

DATA CHARACTERISTICS: Up to 50 alpha/numeric characters

EXAMPLE:

CAMINO RAMON

CONDITIONAL USAGE NOTES: None

BUSINESS RULES:

Rule 1: If no street name exists, may be rural route, general delivery or other description for delivery/service destination.

Rule 2: Address must be RSAG valid.

Rule 3: Rural unnumbered areas must be preceded by an "@" symbol in order to be RSAG valid.

Rule 4: SASN without SANO must have an "@" symbol in the first position at this location.

29.4.3.9 SATH - Service Address Thoroughfare

Identifies the thoroughfare portion of the street name of the service address.

VALID ENTRIES: None

DATA CHARACTERISTICS: Up to 10 alpha/numeric characters

EXAMPLE:

LN

CONDITIONAL USAGE NOTES:

Note: Optional when the SASN field is populated, otherwise prohibited.

BUSINESS RULES:

Rule: Address must be RSAG valid.

29.4.3.10 SASS - Service Address Street Suffix

Identifies the suffix to the street name of the service address.

VALID ENTRIES: None

DATA CHARACTERISTICS: Up to 4 alpha/numeric characters

EXAMPLE:

NW

CONDITIONAL USAGE NOTES:

Note: Optional when the SASN field is populated, otherwise prohibited.

BUSINESS RULES:

Rule: Address must be RSAG valid.

29.4.3.11 SADLO - Service Address Descriptive Location

Identifies additional location information for the service address.

VALID ENTRIES: None

DATA CHARACTERISTICS: Up to 100 alpha/numeric characters

EXAMPLE:

TRAILER BEHIND GAS STATION NEXT TO POST OFFICE

CONDITIONAL USAGE NOTES:

Note: Required when SANO is not populated and the service is at an unnumbered location, or additional instructions are needed to locate the service location.

BUSINESS RULES: None

29.4.3.12 EU-FLOOR - End User Floor

Identifies the floor of the end user location.

VALID ENTRIES: None

DATA CHARACTERISTICS:

Manual: 4 alpha/numeric characters

Electronic: Up to 12 alpha/numeric characters

EXAMPLE:

7C

CONDITIONAL USAGE NOTES: None

BUSINESS RULES:

Rule 1: The entry in this field must not contain nor be preceded by the identifier "FLR" or "FLOOR".

Rule 2: Must be RSAG valid; if floor information appears on address in RSAG, CLEC must populate.

29.4.3.13 EU-ROOM - End User Room

Identifies the room, slip, lot, unit, suite or apartment of the end user location.

VALID ENTRIES:

Valid Room/Unit Identifiers:

Entry	Description
APT	Apartment
SUIT	Suite
UNIT	Unit
LOT	Lot
SLIP	Slip

DATA CHARACTERISTICS:

Manual: Up to 9 alpha/numeric characters

Electronic: Up to 15 alpha/numeric characters

EXAMPLE:

7C

APT 4

SUIT 23

UNIT 9

LOT B

SLIP 33

CONDITIONAL USAGE NOTES: None

BUSINESS RULES:

Rule 1: The entry in this field must not be populated nor preceded by the identifier "RM" or "Room".

Rule 2: When entering information, the identifier of slip, lot, unit, apt, or suit (not suite) must be entered followed by a space and alpha/numeric characters.

Rule 3: Must be RSAG valid.

29.4.3.14 EU-BLDG - End User Building

Identifies the specific building, when there are multiple buildings, at one address at the end user location.

VALID ENTRIES:

Valid Building Identifiers:

Entry	Description
WNG	Wing
PIER	Pier

DATA CHARACTERISTICS: Up to 9 alpha/numeric characters

EXAMPLE:

23C

WNG 7

PIER 10

CONDITIONAL USAGE NOTES: None

BUSINESS RULES:

Rule 1: An entry in this field must not be preceded by the identifier "BLDG".

Rule 2: When entering information for a wing or pier the identifier of WNG (not wing), or PIER must be entered followed by a space and alpha/numeric characters.

Rule 3: Must be RSAG valid.

29.4.3.15 EU-CITY - End User City

Identifies the city, village, township, etc. of the end user location.

VALID ENTRIES: None

DATA CHARACTERISTICS:

Manual: Up to 35 alpha characters

Electronic: Up to 25 alpha characters

EXAMPLE:

PISCATAWAY

CONDITIONAL USAGE NOTES: None

BUSINESS RULES:

Rule: Address must be RSAG valid.

29.4.3.16 EU-STATE - End User State

Identifies the two character postal code for the state/province of the end user location.

VALID ENTRIES: Two character postal code for the state should be used.

DATA CHARACTERISTICS: 2 alpha characters

EXAMPLE:

NJ

CONDITIONAL USAGE NOTES: None

BUSINESS RULES: None

29.4.3.17 EU-ZIP CODE - End User Zip Code

Identifies the zip code or postal code of the end user service location.

VALID ENTRIES: None

DATA CHARACTERISTICS:

Manual: 5 numeric or 10 alpha/numeric characters

Electronic: 5 numeric or 9 alpha/numeric characters

EXAMPLE:

Manual

07039

08854--1234

Electronic

07039

088541234

CONDITIONAL USAGE NOTES: None

BUSINESS RULES: None

29.4.3.18 LCON-NAME - Local Contact Name

Identifies the local contact name for access to the service location.

NOTE: During installation, this is the end user that will be contacted by the provider's technician when access to the service location is needed.

VALID ENTRIES: None

DATA CHARACTERISTICS: Up to 15 alpha/numeric characters

EXAMPLE:

JOHN SMITH

CONDITIONAL USAGE NOTES:None

BUSINESS RULES:

Rule 1: It is strongly recommended that this information be provided to assist the provider's technician in making every effort in ensuring completion of the service order on the due date.

Note: In the absence of LCON information, and when necessary; the BellSouth service representative will populate this field with the INIT and INIT-TEL NO. .

Rule 2: Population of this field on the LSR will be interpreted as permission by the CLEC for BellSouth to contact the person named in the LCON-NAME field even though specific CLEC contract provisions state otherwise.

29.4.3.19 LCON-TEL NO. - Local Contact Telephone Number

Identifies the telephone number of the local contact for the service location.

NOTE: During installation, this is the contact number that the provider's technician would call to reach the person named in the LCON field that can provide access to the service location.

VALID ENTRIES: None

DATA CHARACTERISTICS:

Manual: 17 numeric characters (including 3 preprinted hyphens)

Electronic: 10 numeric characters

EXAMPLE:

Manual

201--981--3587--1234

Electronic

2019813587

CONDITIONAL USAGE NOTES: None

BUSINESS RULES:

Rule 1: It is strongly recommended that this information be provided to assist the BellSouth technician in making every effort in ensuring completion of the service order on the due date.

Rule 2: Population of this field on the LSR will be interpreted as permission by the CLEC for Bell South to contact the person named in the LCON-NAME field even though specific CLEC contract provisions state otherwise.

29.4.3.20 EUMI - End User Moving Indicator

Identifies that the end user's location is changing.

NOTE: End User address information may be required to ensure the telephone number is eligible for portability.

VALID ENTRIES:

Entry	Description
Y	End User is moving
N	End User is NOT moving

DATA CHARACTERISTICS: 1 alpha character

EXAMPLE:

Y

CONDITIONAL USAGE NOTES:

Note 1: EUMI cannot be 'Y' when Y is indicated in the ERL field on the EU form/screen.

Note 2: Required when ACT = 'V' and End User is changing locations, otherwise optional.

Manual:

Note 3: End user address information for the new location is required when 'Y' is populated.

Electronic: No additional notes.

BUSINESS RULES:**Manual:**

Rule: Use this field to indicate when the telephone number in the ATN field is a CLEC assigned number or a BellSouth ported number and the request is to change the service address (REQTYP = J, ACT = R).

Electronic: No additional rules.

29.4.3.21 ACC - Access Information

This field indicates special access instructions at the end user location.

VALID ENTRIES: None

DATA CHARACTERISTICS: Up to 115 alpha/numeric characters

EXAMPLE:

3RD HOUSE ON RIGHT

CONDITIONAL USAGE NOTES: None

BUSINESS RULES:

Rule: Access information should be very specific (e.g., 3rd house on right).

29.4.3.22 WSOP - Working Service on Premises

Indicates if there is a working service at the end user location that needs to be disconnected.

VALID ENTRIES:

Entry	Description
V	Abandon Station; results in disconnection of the interfering service.

DATA CHARACTERISTICS: 1 alpha character

EXAMPLE:

V

CONDITIONAL USAGE NOTES: None

BUSINESS RULES: None

Rule: Optional if the first character of the TOS field is 2 and REQTYP E, otherwise prohibited.

29.4.3.23 CPE MFR - Customer Premises Equipment Manufacturer

Identifies the manufacturer of the CPE.

This field is NOT supported by BellSouth.

29.4.3.24 CPE MOD - Customer Premises Equipment Model Number

Identifies the model number of the CPE.

This field is NOT supported by BellSouth.

29.4.3.25 ERL - End User Retaining Listing

Identifies the desire of the end user to have no changes made to their listings when changing CLECs or LSPs.

VALID ENTRIES:

Entry	Description
Y	Retain end user listings for this account 'as is' in both directory and/or directory assistance.
N	Do Not Retain Listings.

DATA CHARACTERISTICS:1 alpha character

EXAMPLE:

Y

CONDITIONAL USAGE NOTES:

Note: Required when the ACT field on the LSR form/screen is "V", otherwise prohibited.

BUSINESS RULES:

Rule 1: When "Y" is populated in this field, the DL and DSCR forms/screens are prohibited.

Rule 2: When "Y" is populated in this field, all listings associated with the telephone number indicated in the ATN field on the LSR form/screen will be transferred "as is" to the new LSP. "As is" includes, but is not limited to name, address, telephone number, ALI code, etc..

Manual and Electronic:

Rule 3 : When REQTYYP is B, NPT = D (LNP) or REQTYYP C, NPT = D (LNP) and EUMI = Y, ERL = Y is prohibited.

Rule 4: When the valid entry of "N" is indicated and the REQTYYP is E or F, the Directory Listing (DL) form/screen is required.

Rule 5: When "Y" is populated in this field, the DL and DSCR forms/screens are prohibited.

Rule 6: When "Y" is populated in this field, all listings associated with the telephone number indicated in the ATN field on the LSR form/screen will be transferred "as is" to the new LSP. "As is" includes, but is not limited to name, address, telephone number, ALI code, etc.

Rule 7: ERL = Y is prohibited when LEAN or LEATN is populated.

Electronic (LNP):

Rule 8: When REQTYTYP is B, NPT = D (LNP) or REQTYTYP C, NPT = D (LNP) and EUMI = Y, ERL = Y is prohibited.

Rule 9: When the valid entry of "N" is indicated and the REQTYTYP is B (NPT = D) or REQTYTYP C (NPT = D) the appropriate directory listing form(s)/screen(s) DL or DSCR must be associated with the same PON. If a directory listing form/screen is not associated, the current directory listing/delivery information will be deleted and new directory listing/delivery information will not be established.

Rule 10: When "Y" is populated in this field, the DL and DSCR forms/screens are prohibited.

Rule 11: When "Y" is populated in this field, all listings associated with the telephone number indicated in the ATN field on the LSR form/screen will be transferred "as is" to the new LSP. "As is" includes, but is not limited to name, address, telephone number, ALI code, etc..

Rule 12: ERL = Y is prohibited when LEAN or LEATN is populated.

29.4.3.26 IBT - ISDN-BRI Type

Indicates the type of National ISDN-BRI.

VALID ENTRIES:

Entry	Description
1	NI-1
2	NI-2
3	NI-3

DATA CHARACTERISTICS: 1 numeric character

EXAMPLE:

2

CONDITIONAL USAGE NOTES:

Manual:

Note: Optional when the REQTYTYP = E and the second character TOS is "H".

Electronic: None

BUSINESS RULES: None

29.4.4 Inside Wire Section Fields

29.4.4.1 IWO - Inside Wiring Options

Identifies the requirement for inside wire services.

VALID ENTRIES:

Entry	Description
S	Provide inside wiring repair plan.
U	Provide inside wiring and repair plan.
W	Provide inside wiring.

DATA CHARACTERISTICS: 1 alpha character

EXAMPLE:

S

CONDITIONAL USAGE NOTES:

Note: Valid entry for REQTYP A, B (NPT = A, B, or C), and M is "W" only.

BUSINESS RULES: None

29.4.4.2 IWBAN - Inside Wiring Bill Account Number

Identifies the billing account number for charges associated with inside wire.

This field is NOT supported by BellSouth.

29.4.4.3 IWCON - Inside Wire Contact

Identifies the name of the person to be contacted for inside wire.

VALID ENTRIES: None

DATA CHARACTERISTICS: Up to 25 alpha/numeric characters

EXAMPLE:

TOM JONES

CONDITIONAL USAGE NOTES:

Note: Required when the IWO field is populated with an entry of "U" or "W", otherwise prohibited.

BUSINESS RULES: None

29.4.4.4 IWCON-TEL NO. - Inside Wire Contact Telephone Number

Identifies the contact telephone number associated with inside wire.

VALID ENTRIES: None

DATA CHARACTERISTICS:

Manual: 17 numeric characters (including 3 preprinted hyphens)

Electronic: 10 numeric characters or up to 15 alpha/numeric characters

EXAMPLE:

Manual

201--988--7623--1234

Electronic

2019887623

2019887623X1012

CONDITIONAL USAGE NOTES:

Note: Required when the IWCON field is populated.

BUSINESS RULES: None

29.4.5 Bill Section Fields

29.4.5.1 EAN - Existing Account Number

Identifies the End User's existing account number assigned by the current NSP. It is a non-dialable, non-standard number (e.g., miscellaneous account number).

VALID ENTRIES: None

DATA CHARACTERISTICS:

Manual: 20 alpha/numeric characters

Electronic: 10 numeric characters **or** 13 alpha/numeric characters

EXAMPLE:

Manual

404--M23--1234

404--M23--1234--123

Electronic

404M231234

404M231234123

CONDITIONAL USAGE NOTES:

Note 1: Required when the EATN, LEATN, LEAN field is not populated, and the ACT field is P, Q, or V.

Note 2: Prohibited when EATN, LEATN, or LEAN is populated.

Note 3: Required when the EATN is *not* populated, and request is to change the telephone number(s) published in the Directory when no provisioning required [REQTYP= J/ACT = R].

BUSINESS RULES: None

29.4.5.2 EATN - Existing Account Telephone Number

Identifies the End User's existing account telephone number assigned by the current NSP. It is a dialable telephone number.

VALID ENTRIES: None

DATA CHARACTERISTICS:

Manual: 12 numeric characters (including 2 preprinted hyphens)

Electronic: 10 numeric characters

EXAMPLE:

Manual

210--555--5200

Electronic

2015552000

CONDITIONAL USAGE NOTES:

Note 1: Prohibited when EAN, LEAN, or LEATN is populated.

Note 2: Required when the LEAN, LEATN, or EAN are not populated and ACT is V, P, or Q.

Note 3: Required when the EAN is *not* populated, and request is to change the telephone number(s) published in the Directory when no provisioning required [REQTYP= J/ACT = R].

Note 4: Required when REQTYP A/ACT = V conversion from dial tone to EELs.

BUSINESS RULES: None

29.4.5.3 FBI - Final Bill Information Indicator

Indicates whether a final bill should be sent to either the existing billing address or a different address.

VALID ENTRIES:

Manual:

Entry	Description
D	Different Address
E	Existing Address

Electronic:

Entry	Description
Y	Yes (Different Address)
N	No (Existing Address)

DATA CHARACTERISTICS: 1 alpha character

EXAMPLE:

Manual

D

Electronic

Y

CONDITIONAL USAGE NOTES:

Manual:

Note: Prohibited when the first position of the REQTYP field on the LSR is J and the ACT field is N or R.

Electronic: None

BUSINESS RULES:

Manual:

Rule: If the valid entry is "D", the BILLNM, STREET, STATE and ZIP CODE fields must be populated.

Electronic: None

29.4.5.4 FB-BILLNM - Final Billing Name

Identifies the end user bill name.

VALID ENTRIES: None

DATA CHARACTERISTICS:

Manual: Up to 20 alpha/numeric characters

Electronic: Up to 25 alpha/numeric characters

EXAMPLE:

ABC CO

CONDITIONAL USAGE NOTES:

Manual:

Note 1: Required when the FBI field is "D", otherwise optional.

Electronic:

Note 2: Required when the FBI field is "Y".

BUSINESS RULES:

Rule: The end user final bill name will remain as it appears on the BST record.

29.4.5.5 FB-SBILLNM - Final Billing Secondary Name

Identifies the name of a department or group within the designated BILLNM entry.

VALID ENTRIES: None

DATA CHARACTERISTICS: Up to 25 alpha/numeric characters

EXAMPLE:

ACCOUNTS RECEIVABLE

CONDITIONAL USAGE NOTES: None

BUSINESS RULES: None

29.4.5.6 FB-STREET - Final Bill Street Address

Identifies the street of the billing address associated with the billing name.

VALID ENTRIES: None

DATA CHARACTERISTICS: Up to 25 alpha/numeric characters

EXAMPLE:

125 E MAIN STREET

CONDITIONAL USAGE NOTES:

Manual:

Note 1: Required when the FBI field is "D".

Electronic:

Note 2: Required when the FBI field is "Y".

BUSINESS RULES: None

29.4.5.7 FB-FLOOR - Final Bill Floor

Identifies the floor of the billing address associated with the billing name.

VALID ENTRIES: None

DATA CHARACTERISTICS:

Manual: Up to 4 alpha/numeric characters

Electronic: Up to 12 alpha/numeric characters

EXAMPLE:

32

CONDITIONAL USAGE NOTES: None

BUSINESS RULES: None

29.4.5.8 FB-ROOM - Final Bill Room

Identifies the room for the billing address associated with the billing name.

VALID ENTRIES: None

DATA CHARACTERISTICS: Up to 9 alpha/numeric characters

EXAMPLE:

1K151A

CONDITIONAL USAGE NOTES: None

BUSINESS RULES: None

29.4.5.9 FB-CITY - Final Bill City

Identifies the city, village, township, etc. of the billing address associated with the billing name.

VALID ENTRIES: None

DATA CHARACTERISTICS: Up to 25 alpha/numeric characters

EXAMPLE:

LIVINGSTON

CONDITIONAL USAGE NOTES: None

BUSINESS RULES: None

29.4.5.10 FB-STATE - Final Bill State

Identifies the two character postal code for the state/province of the billing address associated with the billing name.

VALID ENTRIES: None

DATA CHARACTERISTICS: 2 alpha characters

EXAMPLE:

NJ

CONDITIONAL USAGE NOTES:**Manual:**

Note 1: Required when the FBI field is "D", otherwise optional.

Electronic:

Note 2: Required when the FBI field is "Y".

BUSINESS RULES: None

29.4.5.11 FB-ZIP CODE - Final Bill Zip Code

Identifies the zip code or postal code of the billing address associated with the billing name.

VALID ENTRIES: None

DATA CHARACTERISTICS:

Manual: 5 numeric or 10 alpha/numeric characters

Electronic: 5 numeric or 9 alpha/numeric characters

EXAMPLE:**Manual**

07039

08854--1234

Electronic

07039

088541234

CONDITIONAL USAGE NOTES:

Manual:

Note 1: Required when the FBI field is "D", otherwise optional.

Electronic:

Note 2: Required when the FBI field is "Y".

BUSINESS RULES: None

29.4.5.12 FB-BILLCON - Final Bill Billing Contact Name

Identifies the name of the person or office to be contacted on final billing matters.

VALID ENTRIES: None

DATA CHARACTERISTICS: Up to 15 alpha/numeric characters

EXAMPLE:

JANE T DOE

CONDITIONAL USAGE NOTES:

Manual:

Note 1: Required when the FBI field is "D" and/or this entry is different from the BILLNM field, otherwise optional.

Electronic:

Note 2: Required when the FBI field is "Y".

BUSINESS RULES: None

29.4.5.13 FB-BILLCON-TEL NO. - Final Bill Billing Contact Telephone Number

Identifies the telephone number of the billing contact.

VALID ENTRIES: None

DATA CHARACTERISTICS:

Manual: 17 numeric characters (including 3 preprinted hyphens)

Electronic: 10 numeric characters **or** up to 15 alpha/numeric characters

EXAMPLE:

Manual

201--555--3400--1234

Electronic

201--555--3400

201--555--3400--X1234

CONDITIONAL USAGE NOTES:

Manual:

Note 1: Required when the FB-BILLCON field is populated, otherwise optional.

Electronic:

Note 2: Required when the FBI field is "Y".

BUSINESS RULES:

Manual: None

No additional rules.

Electronic:

Rule: FB-BILLCON-TEL NO. must be 10 numerics in the first ten positions.

29.4.5.14 SSN - Social Security Number

Identifies the social security number of the end user in the BILLNM field.

This field is NOT supported by BellSouth.

29.4.6 Disconnect Information Section Fields

29.4.6.1 DNUM - Disconnect Line Number

Identifies the line as a unique number and each additional occurrence as a unique number.

VALID ENTRIES: None

DATA CHARACTERISTICS: 5 numeric characters

EXAMPLE:

00023

CONDITIONAL USAGE NOTES:

Note 1: Required when the DISC NBR field is populated.

Note 2: Required when the TC OPT field is populated.

BUSINESS RULES:

Rule: DNUM must be sequential and greater than previous DNUM.

29.4.6.2 DISC NBR - Disconnect Telephone Number

Identifies the end user telephone number to be disconnected. This field is also used with multi-line accounts where some of the lines are converting and others are disconnecting.

VALID ENTRIES: None

DATA CHARACTERISTICS:

Manual: 12 numeric characters (including 2 preprinted hyphens)

Electronic: 10 numeric characters

EXAMPLE:**Manual**

210--699--1234

Electronic

2106991234

CONDITIONAL USAGE NOTES:

Note 1: Required when DNUM is populated.

Note 2: Required when TER is populated.

Note 3: Required when converting from retail/resale to SL1.

BUSINESS RULES: None

29.4.6.3 TER - Terminal Number

Identifies a non-lead line in a multi-line hunt group.

VALID ENTRIES: None

DATA CHARACTERISTICS:

Manual: 8 alpha/numeric characters

Electronic: Up to 10 alpha/numeric characters

EXAMPLE:

Manual

0005

718--1000

Electronic

0005

2017181000

CONDITIONAL USAGE NOTES: None

BUSINESS RULES: None**29.4.6.4 TC OPT - Transfer of Call Options**

Identifies the type of transfer of call option requested by the end user for the disconnected telephone number when the standard intercept report is not desirable.

The following standard intercept recordings will automatically apply when this field is not populated.

Order or Line Activity	Standard Intercept Report
"D" - Disconnect	The number you have reached has been disconnected.
"C" or "T" - Number change to a Non-Pub number	The number you have reached XXX-XXXX has been changed to a non-published number.
"C" or "T" - Number change to a listed number	The number you have reached XXX-XXXX has been changed. The new number is XXX-XXXX.
"C" - Seasonal suspension	At the customer's request XXX-XXXX has been temporarily disconnected.
"C" - Disconnect RingMaster number refer calls to Main Number	The number you have reached XXX-XXXX has been changed. The new number is XXX-XXXX.

VALID ENTRIES:

Entry	Description
TC	Transfer of Calls. "The number you have reached XXX-XXXX has been changed. The new number is XXX-XXXX."
NO	None. "The number you have reached has been disconnected."
ST	Split. The called number is routed to an operator/recording who verifies the number being called and then quotes the new number(s).

Additional Valid Entry for Manual:

Entry	Description
CA	Used to cancel a transfer of call option when a number is disconnected. "The number you have reached has been disconnected."

DATA CHARACTERISTICS:

Manual: 3 alpha/numeric characters

Electronic: 2 alpha characters

EXAMPLE:

TC

CONDITIONAL USAGE NOTES:

Manual: None

Electronic:

Note 1: Prohibited when DISC NBR and DNUM are not populated when NPT = D.

Note 2: Prohibited when EAN or LEAN is populated, NPT = D (LNP), and ACT is V, P, or Q.

Note 3: Prohibited when the ATN is not populated on ACT = L.

BUSINESS RULES:

Rule 1: If intercept report type is not provided, a standard intercept report will be assigned based on order activity.

Manual:

Rule 2: A reference from a business telephone number to a residence telephone number is prohibited.

Rule 3: BellSouth will only provide a transfer of calls for a disconnected telephone number if that number belongs to BellSouth.

Electronic:

Rule 4: TC OPT of ST prohibited when ACT = L.

29.4.6.5 TC TO PRI - Transfer of Calls to Primary Number

Identifies the telephone number to which calls are to be referred.

VALID ENTRIES: None

DATA CHARACTERISTICS:

Manual: 12 numeric characters (including 2 preprinted hyphens)

Electronic: 10 numeric characters

EXAMPLE**Manual**

201-699--1234

Electronic

2016991234

CONDITIONAL USAGE NOTES:

Note: Required when ST or TC is populated in the TC OPT field, otherwise prohibited.

BUSINESS RULES:

Rule: This cannot contain the same number as the number in the DISC NBR field.

29.4.6.6 TC TO SEC - Transfer Calls to Secondary Number

Identifies the telephone number to which calls are to be referred.

VALID ENTRIES: None

DATA CHARACTERISTICS:

Manual: 12 numeric characters (including 2 preprinted hyphens)

Electronic: 10 numeric characters

EXAMPLE:**Manual**

201--699--1235

Electronic

2016991235

CONDITIONAL USAGE NOTES:

Note: Required when ST is populated in the TC OPT field, otherwise prohibited.

BUSINESS RULES:

Rule 1: This field cannot contain the same number as the number being referred.

Rule 2: This field may only be populated when the TC TO PRI is also populated.

29.4.6.7 TCID - Transfer of Calls to Identifier

Identifies the sequence of telephone numbers and names associated with split transfer of calls.

VALID ENTRIES:

Entry	Description
01	Name associated with TC TO PRI.
02	Name associated with TC TO SEC.

DATA CHARACTERISTICS: 2 numeric characters

EXAMPLE:

01

CONDITIONAL USAGE NOTES:

Note: Both TCID (01) and TCID (02) required when ST is populated in the TC OPT field, otherwise prohibited.

BUSINESS RULES:

Manual: None

Electronic:

Rule 1: TCID (01) and TCID (02) can not be the same value.

Rule 2: TCID (02) not allowed if TCID (01) not present.

29.4.6.8 TC NAME - Transfer of Calls to Name

Identifies the name or special instructions associated with TC TO to which calls are referred when split of calls is requested.

VALID ENTRIES: None

DATA CHARACTERISTICS: Up to 35 alpha/numeric characters

EXAMPLE:

JOE SMITH

CONDITIONAL USAGE NOTES:

Note: Required when the TC OPT field is ST, otherwise prohibited.

BUSINESS RULES: None

29.4.6.9 TC PER - Transfer of Calls Period

Indicates the requested date that the transfer of calls, specified in the TC TO field, is to be removed and the standard recorded announcement is to be provided. When the standard period of transfer (provided by the provider) is acceptable, the field is to be left blank.

VALID ENTRIES:

Manual Entry Format:

Note: When the standard period of transfer is acceptable, the field is to be left blank. Other wise use:

Character Position	Description
1st and 2nd	Two Digit Month (01-12)
3rd	Always a Hyphen
4th and 5th	Two Digit Day (01-31)
6th	Always a Hyphen

- continued -

- continued -

Character Position	Description
7th and 8th	Two Digit Century (20-99)
9th and 10th	Two Digit Year (00-99)

Electronic Entry Format:

Character Position	Description
1st and 2nd	Two Digit Century (20-99)
3rd and 4th	Two Digit Year (00-99)
5th and 6th	Two Digit Month (01-12)
7th and 8th	Two Digit Day (01-31)

DATA CHARACTERISTICS:

Manual: 10 alpha/numeric characters (including 2 hyphens)

Electronic: 8 numeric characters

EXAMPLE:

Manual

03--31--2001

Electronic

20010331

CONDITIONAL USAGE NOTES:

Note 1: Prohibited when TC OPT is not ST or TC.

Note 2: Entry must be a valid current or future date.

BUSINESS RULES: None

29.4.6.10 LOCACT - Location Activity

BellSouth specific field allowing the CLEC to enter the location activity.

VALID ENTRIES:

Entry	Description
N	New
D	Delete
E	Existing

DATA CHARACTERISTICS: 1 alpha character

EXAMPLE:

E

CONDITIONAL USAGE NOTES:

Note: Required when LOCNUM (Detail) is populated.

BUSINESS RULES: None

29.4.6.11 REMARKS - Remarks

Identifies a free flowing field which can be used to expand upon and clarify other data on this form/screen.

VALID ENTRIES: None

DATA CHARACTERISTICS: Up to 160 alpha/numeric characters

EXAMPLE:

SUP TO ADD TN 123-4567

CONDITIONAL USAGE NOTES: None

BUSINESS RULES:

Rule 1: No virgules or asterisks can be populated in this field.

Rule 2: When ordering EELs, populate with the End User Local Serving Office (EULSO) information.

29.5 DL - Directory Listing

29.5.1 Form/Screen Description

This section describes the Directory Listing (DL) form/screen entries. Each field on the DL form/screen is identified and defined. The DL form/screen must always be accompanied by the Local Service Request (LSR) and End User (EU) forms/screens. It may also be submitted with a product specific form/screen and the Directory Service Caption Request (DSCR) form/screen.

In the manual environment, these request forms were designed with the intent to require a minimum of input information.

All information required for ordering listings is provided for in the various fields within the DL form/screen.

- The **Administrative Section** contains information pertaining to the service being ordered such as: purchase order number, version number, account telephone number, etc. .
- The **Listing Control Section** provides entries for the type of activity and listing involved, the type of account for which the listing is being requested, etc.
- The **Listing Indicators and Listing Instructions Sections** provides specific listing details.
- The **Delivery Address/Information Section** contains information pertaining to the quantity and address for directory delivery.
- The **Advertising Section** contains information for the Yellow Pages.

The fields are presented in the order they appear on the LSOG Version 4 forms

The Directory related fields, located in the Directory Listing section; are NOT required for LNP (NPT=D) requests. However, if the ACT = V, P, or Q for LNP (NPT=D) and the directory fields are NOT completed, then no directory listings or directory delivery will be established.

These request forms/screens were designed with the intent to require a minimum of input information.

29.5.2 Administrative Section Fields

29.5.2.1 PON - Purchase Order Number

Identifies the CLEC's unique purchase-order or requisition number that authorizes the issuance of this request or supplement.

VALID ENTRIES:

Upper Case alpha (A - Z)

Numeric (0 - 9)

Symbols limited to: period (.), comma (,), hyphen (-) and apostrophe (')

DATA CHARACTERISTICS: Up to 16 alpha/numeric characters

EXAMPLE:

824Z9

CONDITIONAL USAGE NOTES:

Note : This field is required.

BUSINESS RULES:

Rule 1: The Purchase Order Number may be reused after two years and one day. This is based on the original due date of the PON, regardless of the SUPs issued to change the original due date.

Rule 2: Every new request requires a unique PON. A new PON must be issued when requesting listings for different end users.

Rule 3: This entry must be identical to the PON field on the LSR form/screen.

Rule 4: When issuing a SUP, the same PON on the original LSR form/screen should be used however the VER field must be different.

29.5.2.2 VER - Version Identification

Identifies the CLEC's version number.

VALID ENTRIES: 00 - 99 or blank

DATA CHARACTERISTICS: 2 numeric characters

EXAMPLE:

01

CONDITIONAL USAGE NOTES:

Note: Required on a re-issuance (supplement), the CLEC must populate this field to uniquely distinguish this LSR form/screen from any other version.

BUSINESS RULES:

Rule 1: The CLEC must populate this field to indicate the PON is a SUP and not the original.

Rule 2: The CLEC must populate this field with a sequential number at least one digit higher than that of the preceding supplement to this PON.

Rule 3: On an initial LSR, the VER field must be 00 or blank.

Rule 4: This entry must be identical to the VER on the LSR form/screen and all other forms/screens submitted on this request.

29.5.2.3 DSR NO. - Directory Service Request Number

Identifies the number generated by BellSouth's mechanized systems, pre-assigned to the customer or manually assigned to identify a CLEC's request for service.

This field is not valid for data population by the CLEC.

29.5.2.4 ATN - Account Telephone Number

Identifies the account telephone number assigned by the NSP. It is a dialable telephone number.

VALID ENTRIES:

Manual: N = New Account Telephone Number **or** a valid Account TelephoneNumber

Electronic: a valid Account Telephone Number

DATA CHARACTERISTICS:

Manual: 12 numeric characters (including 2 preprinted hyphens)

Electronic: 10 numeric characters

EXAMPLE:

Manual

N

201--555--1212

Electronic

2015551212

CONDITIONAL USAGE NOTES:

Note: This field is conditional.

Manual:

Note: Required when the AN field on the LSR form/screen is not populated, otherwise prohibited.

Electronic: None

BUSINESS RULES:

Rule: This entry must be identical to the ATN on the LSR form/screen.

29.5.2.5 AN - Account Number

Identifies the main account number assigned by the NSP. It is a non-dialable, non-standard number (e.g., miscellaneous account number).

VALID ENTRIES:

Manual: N = New Account Number **or** a valid Miscellaneous Account Number

Electronic: a valid Miscellaneous Account Number

DATA CHARACTERISTICS:

Manual: 1 alpha **or** up to 20 alpha/numeric characters

Electronic: 10 alpha/numeric **or** 13 alpha/numeric characters

Electronic:

EXAMPLE:

Manual

N

404--M23--1234

Electronic

404M231234

404M231234567

CONDITIONAL USAGE NOTES:

Note: Required when the ATN field on the LSR is not populated, otherwise prohibited.

BUSINESS RULES:

Rule: This entry must be identical to the AN on the LSR form/screen.

29.5.2.6 SC1 - Service Center 1

Identifies the BellSouth Service Center.

VALID ENTRIES: None

DATA CHARACTERISTICS: 4 alpha/numeric characters

EXAMPLE:

LCSC

CONDITIONAL USAGE NOTES: None

BUSINESS RULES:

Rule 1: This entry must be identical to the SC1 field on the LSR form/screen.

Rule 2: In BellSouth, this field is always LCSC and can be hard coded as such.

29.5.2.7 SC2 - Service Center 2

Identifies the Provider's Service Center for processing directory assistance (DA) listings.

This field is NOT supported by BellSouth.

29.5.2.8 PG__OF__ - Page of

Identifies the page number and total number of pages contained in this request.

VALID ENTRIES: None

DATA CHARACTERISTICS: Maximum of 4 numeric characters

EXAMPLE:

01 of 04

CONDITIONAL USAGE NOTES:

Note: This field is required, when requesting service in a manual environment (FAX).

BUSINESS RULES:

Rule: First field is individual page number, second field is total number of pages.

29.5.3 Listing Control Section Fields**29.5.3.1 LACT - Listing Activity Indicator**

Identifies the activity involved for this listing request.

VALID ENTRIES:

Entry	Description
N	New Listing
D	Delete Listing
I	Change Listing (new data to be inserted)
O	Change Listing (old data)
Z	No change to listing

Note 1: A valid entry of Z is optional when P, Q or V is indicated in the ACT field on the LSR, and all listings associated with the number indicated in the LTN field on the DL form/screen are migrating "AS IS " (no change to the listing, listing type (RTY), including ALI codes), otherwise prohibited.

Note 2: A valid entry of "Z" is optional when P, Q or V is indicated in the ACT field on the LSR, and NSTN = N11 is indicated, and the ALI field is indicated and the listing is to migrate "AS IS "(no change to the listing, listing type (RTY), including ALI codes).

Note 3: The valid entry of D is prohibited when the ACT = R, and the 2nd character of M is indicated in the RTY field on this form/screen.

Note 4: When changing a listing, two transactions listing segments are required. The first transaction would have a LACT entry of O to specify the data to be deleted. The second transaction would have a LACT entry of "I" to specify the new data.

Note 5: For REQ TYP B and C when the NPT=D (LNP), the only valid listing activity indicators are 'N' and 'Z'.

DATA CHARACTERISTICS: 1 alpha character

EXAMPLE:

N

CONDITIONAL USAGE NOTES:

Note: Required when establishing, deleting or changing data in the listing control, listing indicator or listing instructions, otherwise prohibited.

BUSINESS RULES: None

29.5.3.2 ALI - Alpha Listing Identifier Codes

Identifier assigned to each listing to uniquely identify a listing for an ATN from a customer.

VALID ENTRIES:

Valid ALI codes can *NOT* be:

NOT valid ALI codes
DNA
BOX
FOL
PRE
PLA
LNB
LNR
DST
DEI
DNL
DNO
N
HFX
NFL

- continued -

- continued -

NOT valid ALI codes
OAD
OV
PFX
SFX

DATA CHARACTERISTICS: Up to 3 alpha characters

EXAMPLE:

ABC

CONDITIONAL USAGE NOTES:

Note 1: Required when the 2nd and 3rd characters in the RTY field are AC, AL, AM, AS, CM, CR, or SP.

Note 2: Prohibited when the RTY 2nd and 3rd characters are ML; required when the RTY 2nd and 3rd character is not = ML.

Note 3: Required when the LACT is Z and the NSTN is N11, otherwise optional.

BUSINESS RULES:

Rule 1: When ALI is populated and the LACT = " I ", then a matching ALI code must be populated with an LACT of " O ".

Rule 2: When ALI is populated and the LACT = " O ", then a matching ALI code must be populated with an LACT of " I ".

Rule 3: ALI must be unique unless the ALI code is associated with LACT of " I "and " O ". If the ALI code is paired (LACT " I "and " O "), there can only be one pair with the same ALI code.

Rule 4: ALI is required to denote any listing other than the Main Directory Listing. The ALI code may consist of one to three alphabetical characters.

Rule 5: ALI allows for multiple listings for the same ATN from a single customer.

29.5.3.3 RTY - Record Type

Identifies the type of listing being submitted with respect to pricing and tariffs.

VALID ENTRIES:

Entry and Description	Entry and Description
1st Character (Area)	2nd and 3rd Characters (Type)
F = Foreign	AC = Alternate Call Listing
L = Local	AL = Additional Listing
S = Secondary Listing	AM = Additional Main
	AS = Answer Service
	CM = Client Main
	CR = Cross Reference List
	ML = Main Listing
	SP = Special Text

NOTE: Also refer to the RTY and LTY Combination Table in the Table Appendix located at the end of the Directory section.

Rule 1: RTY is required when LACT = N is indicated.

Rule 2: When the 1st character of F is indicated, the 2nd and 3rd characters of AM, CM, and ML are prohibited.

Rule 3: When the 1st character of S is indicated, the 2nd and 3rd characters of AC, AS, CM, CR, and SP are prohibited.

Rule 4: When AC or WPP is indicated in the LTXTY field on the DL form/screen, the 2nd and 3rd characters in the RTY field must be AC.

Rule 5: When the data character of 3 is indicated in the LTY field on the DL form/screen, the 1st character of S in the RTY field on the DL form/screen is prohibited.

Rule 6: When the NSTN field is indicated with a valid entry of N11 (e.g., 911, 611) valid entry of ML is prohibited.

Rule 7: The 2nd and 3rd characters of ML is allowed only once per account, and must be identical to the telephone number in the ATN field.

Rule 8: When the 2nd and 3rd characters in the RTY field are ML, and the LACT = I , must also have DLNUM with LACT = O and an RTY of ML.

Rule 9: When the 2nd and 3rd characters in the RTY field are ML, and the LACT = O, must also have DLNUM with LACT = I and an RTY of ML.

Rule 10: When RTY 2nd character is M, LACT cannot = D.

Rule 11: When the ACT is N, P, T, or V, there must be only one appearance of RTY with the 2nd and 3rd character of ML.

DATA CHARACTERISTICS: 3 alpha characters

EXAMPLE:

LML

CONDITIONAL USAGE NOTES: None

BUSINESS RULES:

Manual:

Rule 1: The Primary Listing appears in the directory covering the exchange from which the service is provided. A Secondary Listing (SL) may be furnished in the Directory covering the geographical location of the address, provided that extended area service exists between the two geographical areas.

Rule 2: A Secondary Listing (SL) may be furnished for Main Listings and Additional Listings. They may also be furnished in connection with non-listed service. Secondary Listings are not provided in neighborhood, community, or metropolitan small list directories.

Electronic: None

29.5.3.4 LTY - Listing Type

This field identifies the type of listings being submitted with respect to publication and directory assistance (DA) rules.

VALID ENTRIES:

Entry	Description
1	Listed. Appears in the directory assistance records and in the directory.
2	Non-Listed. Appears only in the directory assistance records
3	Non-Pub. Listed Request. Does not appear in directory and telephone number does not appear in directory assistance records.

NOTE: Also refer to the RTY and LTY Combination Table in the Table Appendix located at the end of the Directory section.

DATA CHARACTERISTICS: 1 numeric character

EXAMPLE:

1

CONDITIONAL USAGE NOTES:

Note 1: When the valid entry of 3 is indicated in the LTY field, DOI field on the DL form/screen must be zero (0), and the 2nd and 3rd characters of the RTY field must be ML.

Note 2: When the valid entry of 3 is indicated in the LTY field, the 2nd and 3rd characters of AL, AC, AM, AS, CM, CR and SP in the RTY field are prohibited.

Note 3: An entry of 2 is optional when the 2nd and 3rd characters indicated in the RTY fields are ML, AS, AM or AL, otherwise prohibited.

Note 4: Valid entries of 2 or 3 are prohibited when DL, DLB, DLS, or WPP is indicated.

BUSINESS RULES: None

29.5.3.5 TT - TDD

Identifies that this listing should have special TDD phrase included.

VALID ENTRIES:

Entry	Description
1	TDD only
8	TDD and Voice

DATA CHARACTERISTICS: 1 numeric character

EXAMPLE:

1

CONDITIONAL USAGE NOTES:

Note: Prohibited when Z is indicated in the LACT field.

BUSINESS RULES: None

29.5.3.6 STYC - Style Code

Identifies whether the listing is straight line, caption header, etc. .

VALID ENTRIES:

Entry	Description
CI	Caption Indent
SH	SLU Header
SI	SLU Indent
SL	Straight Line

DATA CHARACTERISTICS: 2 alpha characters

EXAMPLE:

SL

CONDITIONAL USAGE NOTES: None

BUSINESS RULES:

Rule 1: SL = Straight Line Listing - Giving name, telephone and optional address, or multiple straight line (ie., Designer Extra Line).

Rule 2: SLU Header - Straight line that will have one or more indented listings following.

Rule 3: SI = SLU Indent - Straight line listing indented under header.

29.5.3.7 TOA - Type of Account

Identifies the type of account for this listing.

VALID ENTRIES:

Entry	Description
B	Business Firm Name
R	Residence
BP	Business Class, Person Name
RP	Residence Class, Business Firm Name

DATA CHARACTERISTICS: Up to 2 alpha characters

EXAMPLE:

B

BP

CONDITIONAL USAGE NOTES:

Note 1: Required when the LACT field is indicated.

Note 2: When the BRO field is populated, the TOA field must be BP.

BUSINESS RULES:

Rule 1: This field is used to determine placement in split directories and directory assistance.

Rule 2: A Business Personal Name Listing must always contain a surname (Finding Word) and a first name or initial (Subsequent word) e.g., Public John Q.

Rule 3: A Business Firm Name identifies a business listing that does not include a personal name, e.g., Jone's Pontiac.

Rule 4: A Business Personal "Name" Listing will appear in both the Business and Residence sections of a split directory.

Rule 5: A Business Firm Name Listing will appear in the business section of a split directory.

Rule 6: Business services may be entitled to residence class of service (churches, schools, etc.). See state specific tariffs for additional information.

Rule 7: Listings for residential services will be formatted as a personal name listing and appear in the residence section of a split directory.

Rule 8: Business Firm Name Listings on a Residence class of service will appear in the business section of a split directory, e.g., St. Mary's Church.

29.5.3.8 DOI - Degree of Indent

Identifies the degree of indentation for this listing.

VALID ENTRIES: 0 – 6

DATA CHARACTERISTICS: 1 numeric character

EXAMPLE:

1

CONDITIONAL USAGE NOTES: None

BUSINESS RULES:

Rule 1: DOI must be greater than zero when LTXTY = ITX.

Rule 2: DOI must be zero when the STYC is SL or SH.

Rule 3: Straight line listings are always zero.

Rule 4: When the LTY field on the DL form/screen is 2 or 3, the DOI must be zero.

Rule 5: When SI or CI is indicated in the STYC field on the DL form/screen, DOI must equal a numeric value greater than 0 and less than 7.

29.5.3.9 WPP - White Page Products

Identifies information about the type of Designer Listings requested (e.g., White Pages Products, Signature Listings, Personality Logo, and Lines of Distinction).

VALID ENTRIES:

Entry	Description
DB	Designer Bold
DBP	Designer Bold Plus
DS	Designer Script
DSP	Designer Script Plus

Note 1: Valid entries of DBP and DSP are prohibited when the 2nd and 3rd characters in the RTY field on the DL form/screen is AC.

DATA CHARACTERISTICS: Up to 3 alpha characters

EXAMPLE:

DB

DSP

CONDITIONAL USAGE NOTES:

Note 1: Prohibited when the EU-STATE equals North Carolina (NC).

Note 2: Prohibited with LTY of 2 or 3.

BUSINESS RULES:

Rule 1: Designer Listings are restricted to Residential service.

Rule 2: When this field is indicated, the TOS field on the LSR must be 2.

Rule 3: Check state specific tariffs for this product availability.

Rule 4: A customer listing may have only one of the three print style options (Bold, Bold Plus, Script). Extra line option may be ordered in addition to any of the printing options. Bold Plus may not be ordered on indented listings.

Rule 5: When the WPP is populated, the RTY first character must be L.

29.5.3.10 LOCNUM - Location Number

Identifies the service location address/segment and each additional service address/segment with a unique number.

This field is NOT supported by BellSouth.

29.5.3.11 DLNUM - Directory Listing Number

Identifies each listing within a request segment with a unique number.

VALID ENTRIES: None

DATA CHARACTERISTICS:

Manual: Up to 4 numeric characters

Electronic: 4 numeric characters

EXAMPLE:**Manual**

23

Electronic

0023

CONDITIONAL USAGE NOTES:

Note: Required when the LACT field is indicated.

BUSINESS RULES:

Rule 1: The DLNUM is customer assigned.

Rule 2: Once the DLNUM is generated, it cannot be changed and is retained throughout the request at the PON level.

Rule 3: The values are to be assigned consecutively and must be *unique* throughout the request at the PON level.

Rule 4: The DLNUM value must be greater than the previous DLNUM throughout the request at the PON level.

Rule 5 If a DSCR form/screen is associated with listing request, this field is used as a cross reference to relate the DL back to the listing on the DSCR form/screen.

29.5.3.12 MTN - Main Telephone Number

Identifies the end user's previously listed telephone number if the user is changing providers and telephone numbers.

This field is NOT supported by BellSouth.

29.5.3.13 PPTN - Previous Provider Telephone Number

Identifies the main telephone number used to link the main listing with any other associated listings.

This field is NOT supported by BellSouth.

29.5.3.14 DDQTY - Number of Delivery Segments

Identifies the number of delivery address/information segments in this service request.

This field is NOT supported by BellSouth.

29.5.3.15 LTXQTY - Number of Listing Text Segments

Identifies the number of listing text segments in this service request.

This field is NOT supported by BellSouth.

29.5.4 Listing Indicators Section Fields

29.5.4.1 DML - Direct Mail List

Identifies whether this listing is to be omitted from any direct mail lists.

VALID ENTRIES:

Manual: O = Omit, or blank

Electronic: Y = Yes, or blank

DATA CHARACTERISTICS: 1 alpha character

EXAMPLE:

Manual

O

Electronic

Y

CONDITIONAL USAGE NOTES:

Note: Prohibited when Z is indicated in the LACT field.

BUSINESS RULES: None

29.5.4.2 NOSL - No Solicitation Indicator

Indicates that this listing is not to be used for solicitation purposes.

This field is NOT supported by BellSouth.

29.5.4.3 TMKT - Telemarketing

Indicates that this listing is to be omitted from any telemarketing lists.

This field is NOT supported by BellSouth.

29.5.4.4 BRO - Business/Residence Placement Override

Identifies an override of the normal placement of business listings.

VALID ENTRIES:

Entry	Description
B	Place listing only in the business section in directory and DA
R	Place listing only in the residence section in directory and DA

DATA CHARACTERISTICS: 1 alpha character

EXAMPLE:

B

CONDITIONAL USAGE NOTES:

Note: Prohibited when Z is indicated in the LACT field.

BUSINESS RULES:

Rule: This field is restricted to a business account (TOA = BP) with a personal name listing.

29.5.4.5 ADV - Advance to Directory Indicator

Indicates a request that the listing be advanced to the directory publisher.

VALID ENTRIES: Y = Yes, or blank

DATA CHARACTERISTICS: 1 alpha character

EXAMPLE:

Y

CONDITIONAL USAGE NOTES:

Note 1: Prohibited when the WPP field is populated.

Note 2: Prohibited with designer listings.

BUSINESS RULES:

Rule: This field is used if the end user service will be effective *after* Business Office Close (BOC) relating to the publishers closing of directory books), but they have an urgent need to appear in the directory. There is a limited window after BOC when listings can be advanced to the directory. BAPCO-BellSouth Advertising and Publishing Company supplies customers with closing and BOC dates.

29.5.4.6 STR - Street Address Directory

Identifies whether this listing is to be omitted from the street address (reverse) directory.

This field is NOT supported by BellSouth.

29.5.4.7 DLNM - Dual Name Listing

Indicates that this listing contains multiple first names, (e.g., Smith Betty & John) and that both should appear in the directory and directory assistance.

VALID ENTRIES: Y = Yes, or blank

DATA CHARACTERISTICS: 1 alpha character

EXAMPLE:

Y

CONDITIONAL USAGE NOTES: None

BUSINESS RULES:

Rule 1: This field is restricted to residence service.

Rule 2: Dual name listings may be provided as a main or additional listing.

Rule 3: Ampersand required with DLNM.

29.5.4.8 PROF - Professional Indicator

Indicates that this is a professional listing.

This field is NOT supported by BellSouth.

29.5.4.9 DIRIDL - Directory Indicator

Identifies the directory in which to place the listing.

This field is NOT supported by BellSouth.

29.5.4.10 DIRNAME - Directory Name

Identifies the name of a directory in which to place the foreign or secondary listing.

VALID ENTRIES: None

DATA CHARACTERISTICS: Up to 35 alpha/numeric characters

EXAMPLE:

GRAND JUNCTION

CONDITIONAL USAGE NOTES:

Note: Required on Foreign or Secondary Listings.

BUSINESS RULES:

Rule: BAPCO-BellSouth Advertising and Publishing Company will supply customers with the foreign directory name table.

29.5.4.11 DIRSUB - Directory Subsection

Identifies a specific town section within a sectionalized directory in which to place the foreign listing.

VALID ENTRIES: Directory town section name

DATA CHARACTERISTICS: Up to 35 alpha/numeric characters

EXAMPLE:

DECATUR

CONDITIONAL USAGE NOTES:

Note: Required when the foreign listing in the DIRNAME field identifies a sectionalized book, otherwise prohibited.

BUSINESS RULES:

Rule: BAPCO-BellSouth Advertising and Publishing Company will supply customers with the foreign directory name table, which includes specific town section information.

29.5.4.12 LID1 - Scoping Zip

Identifies the zip code or postal code which will aid in identifying the directory in which to place the listing.

This field is NOT supported by BellSouth.

29.5.4.13 LID2 - Additional Scoping Information

Identifies additional descriptive scoping information required to identify the directory in which to place the listing, e.g., Tax Area Rate (TAR) code.

This field is NOT supported by BellSouth.

29.5.4.14 OMSD - Omit From Secondary Directory

Indicates in which secondary directory or directories this listing is not to appear.

This field is NOT supported by BellSouth.

29.5.5 Listing Instruction Section Fields

29.5.5.1 LTN - Listing Telephone Number

DEFINITION: Indicates the telephone number to be placed in the directory and quoted in Directory Assistance (DA) as appropriate based on LTY, RTY, and STYC field entries.

VALID ENTRIES: None

DATA CHARACTERISTICS:

Manual: 12 numeric characters (including 2 pre-printed hyphens)

Electronic: 10 numeric characters

EXAMPLE:

Manual

201--981--3500

Electronic

2019813500

CONDITIONAL USAGE NOTES:

Note 1: Prohibited when the RTY data is FCR, or LCR.

Note 2: When the RTY data is not FCR, LCR, or LSP, the LTN is required.

BUSINESS RULES:

Rule 1: When the NSTN field on the DL form/screen is a stylist number, the numeric equivalent is required in this field.

Rule 2: When valid entry of " Z " is indicated in the LACT field on the DL form/screen, the telephone number in the LTN field on the DL form/screen must have an identical telephone number on one of the following forms/screens:

Form/Screen	Field
Number Portability (NP)	Ported #
Loop Service with Number Portability (LSNP)	Ported #
Resale	TNS

29.5.5.2 NSTN - Non Standard Telephone Number

Identifies a telephone number which is not in the standard North American Numbering Plan format, (e.g., stylist numbers, N11 service (e.g., 911, 611)).

VALID ENTRIES: None

DATA CHARACTERISTICS:

Manual: 20 alpha/numeric characters

Electronic: Up to 20 alpha/numeric characters

EXAMPLE:

414--227--HELP

CONDITIONAL USAGE NOTES: None

BUSINESS RULES:

Rule 1: When NSTN is a stylist number, (e.g., 414-227-HELP) the numeric equivalent is required in the LTN field.

Rule 2: Stylist Listings are permitted for both Residence and Business accounts.

Rule 3: Stylist Listings may not be available in all areas (check state specific tariffs).

Rule 4: Stylist Listings may be published in the directory with a combination of both alpha and numeric versions. Alpha characters will print in upper case.

Rule 5: Only the numeric version of a Stylist Listing is available from Directory Assistance.

Rule 6: Stylist Listings may not contain the letters O or Z.

Rule 7: Stylist Listings may not contain the # or * symbols.

Rule 8: The numeric 0 may be substituted for alpha 0 in Stylist Listings.

Rule 9: The numeric 1 may be substituted for alpha 0 in Stylist Listings.

Rule 10: The published appearance of NPA (e.g., 404, 770) must be numeric, and when both alpha and numeric versions are printed, one version must include the phrase "Also Dialed As" at one degree of indentation greater than the preceding version.

Rule 11: Q, Z, #, and * are prohibited on this field.

29.5.5.3 OMTN - Omit TN

Indicates whether or not the telephone number is to be omitted from the listing.

This field is NOT supported by BellSouth.

29.5.5.4 LEX - Local Exchange

Indicates whether or not the telephone number is to be omitted from the listing.

This field is NOT supported by BellSouth.

29.5.5.5 DNA - Do Not Abbreviate

Indicates data in supplied fields must not be abbreviated.

This field is NOT supported by BellSouth.

29.5.5.6 LNPL - Listed Name Placement

Identifies the alphabetic placement of the listing based on the LNLN field.

VALID ENTRIES:

L = Letter Placement

DATA CHARACTERISTICS: 1 alpha character

EXAMPLE:

L

CONDITIONAL USAGE NOTES:

Note: Prohibited when PLA is populated.

BUSINESS RULES:

Rule 1: Listing placement will default to word placement unless L (Letter placement) is specified.

Rule 2: Letter Placement: Directory placement is determined by the first letter indicated in the LNLN field on the DL form/screen.

Rule 3: Word Placement (default): Directory placement is determined by the complete word in the LNLN field.

29.5.5.7 LNLN - Listed Name Last

Indicates the first word for business listings or the complete last name for residence listings.

VALID ENTRIES: None

DATA CHARACTERISTICS: Up to 50 alpha/numeric characters

EXAMPLE:

American

CONDITIONAL USAGE NOTES:

Note: Required when N, D, I, or O is indicated in the LACT field, otherwise prohibited.

BUSINESS RULES:

Rule: Use this field to format a Caption Header, when the HS field on the DSCR form/screen is indicated.

29.5.5.8 LNFN - Listed Name First

Identifies the continuation of the name for Business and Government listings. For residence listings, it identifies the first name(s), middle name(s), and initials.

VALID ENTRIES: None

DATA CHARACTERISTICS: Up to 100 alpha/numeric characters

EXAMPLE:

Red Cross

CONDITIONAL USAGE NOTES:

Note 1: Required when listing is a personal name.

Note 2: Prohibited when Z is indicated in the LACT field.

BUSINESS RULES:

Rule: Listed first name is the remainder of a business name or the given name and initial, if desired, of an individual. The optional middle initial should always be separated from the given name or initial by a space.

29.5.5.9 DES - Designation

Indicates the professional designation phrase of a business listing. Typically prints in the white pages and is used to identify the type of business when it is not inherently obvious from the name (e.g., Bob Smith and Daughters plmbr).

VALID ENTRIES: Designation abbreviations

DATA CHARACTERISTICS: Up to 25 alpha/numeric characters

EXAMPLE:

plmr

MFSC

CONDITIONAL USAGE NOTES:

Note: Prohibited when Z is indicated in the LACT field.

BUSINESS RULES:

Rule 1: Allowable values provided in yellow page header book (YPH). BAPCO-BellSouth Advertising and Publishing Company will supply customers with a YPH (e.g., atty, plmbr).

Rule 2: Designation will print in the white pages of the directory.

Rule 3: Designation will print in lower case letters, unless indicated as uppercase in the yellow page heading book.

Rule 4: Designation will not print, or effect placement in the yellow page section of the directory.

Rule 5: Not allowed on Residence.

29.5.5.10 TL - Title of Lineage

Indicates a phrase used to designate lineage of a listed person, e.g., Jr, Sr, III, etc.

VALID ENTRIES:

ENTRY
Jr
Sr
1st
2nd
3rd
4th
5th
II
III
IV
V
VI
VII

DATA CHARACTERISTICS: Up to 12 alpha/numeric characters

EXAMPLE:

Jr

CONDITIONAL USAGE NOTES: None

BUSINESS RULES: None

29.5.5.11 TITLE1 - Title of Address 1

Indicates a phrase used to address a listed person, (e.g., Mr, Dr, Rev, Ms.)

VALID ENTRIES: None

Note: Refer to TITLES/DEGREES/MILITARY (titles) in the Table Appendix located at the end of the Directory section.

DATA CHARACTERISTICS: Up to 12 alpha/numeric characters

EXAMPLE:

Dr

CONDITIONAL USAGE NOTES: None

BUSINESS RULES:

Rule: May also contain academic degree abbreviations.

29.5.5.12 TITLE2 - Title of Address 2

Indicates additional phrases used to further identify the individual, (e.g., degrees, military rank).

VALID ENTRIES: None

Note: Refer to TITLES/DEGREES/MILITARY (titles) in the Table Appendix located at the end of the Directory section.

DATA CHARACTERISTICS: Up to 12 alpha/numeric characters

EXAMPLE:

USMC Retired

CONDITIONAL USAGE NOTES: None

BUSINESS RULES:

Rule 1: May also contain academic degree abbreviations.

Rule 2: This field is used when a listed name includes more than one title or degree.

29.5.5.13 NICK - Nickname

Indicates the listed person's nickname.

VALID ENTRIES: None

DATA CHARACTERISTICS: Up to 12 alpha/numeric characters

EXAMPLE:

Gomer

CONDITIONAL USAGE NOTES: None

BUSINESS RULES:

Rule 1: This field is in addition to the listed name fields (LNLN, LNFN).

Rule 2: Nickname is available for Residence and Business service.

Rule 3: Nickname listing may be furnished to a business when it is a personal name listing and the person is also known by a nickname.

Rule 4: Nickname listings may be provided as a main or additional listing.

Rule 5: Nicknames appear in the directory enclosed by parenthesis.

29.5.5.14 PLA - Place Listing As

Identifies the special filing words that should be used instead of the listed name if the customer wishes to override the normal alphabetizing.

VALID ENTRIES: None

DATA CHARACTERISTICS: Up to 150 alpha/numeric characters

EXAMPLE:

Ten Forty Tax Service

CONDITIONAL USAGE NOTES: None

BUSINESS RULES:

Rule: This field is used when a listing can be alphabetized in more than one way, or when the listing would be placed differently than the customer's request.

29.5.5.15 LTXNUM - Line of Text Reference Number

Identifies each line of information for a listing with a unique number.

VALID ENTRIES: None

DATA CHARACTERISTICS:

Manual: Up to 4 numeric characters

Electronic: 4 numeric characters

EXAMPLE:**Manual**

23

Electronic

0023

CONDITIONAL USAGE NOTES: None

BUSINESS RULES:

Rule 1: The LTXNUM is customer assigned.

Rule 2: Once the LTXNUM is generated, it cannot be changed and is retained through the completion of the request.

Rule 3: The values are to be assigned consecutively and must be unique throughout the request at the DLNUM level.

Rule 4: This field is used when multiple lines of text are requested for a single LTXTY type. They indicate the sequence in which they are requested to appear.

29.5.5.16 LTXTY - Listing Text Type

Identifies type of associated text that will appear in the directory to assist the end user.

VALID ENTRIES:

Entry	Description
AC	Alternate Call
CR	Cross Reference
DL	Designer Extra Line
DLB	Designer Extra Line Bold
DLS	Designer Extra Line Script
ITX	Indent Text
LSC	Listing Setup Code
SP	Special Text
WPP	Designer Alternate Call

DATA CHARACTERISTICS: Up to 3 alpha characters

EXAMPLE:

AC

WPP

CONDITIONAL USAGE NOTES: None

BUSINESS RULES:

Rule 1: DL, DLB, and DLS are not valid options when the EU-State=North Carolina (NC).

Rule 2: When RTY 2nd and 3rd characters are CR, the LTXTY field must be populated with CR.

Rule 3: When RTY 2nd and 3rd characters are SP, the LTXTY field must be populated with SP.

Rule 4: When RTY 2nd and 3rd characters are AC, the LTXTY field must be populated with AC or WPP.

29.5.5.17 LTEXT - Line of Text

Identifies the descriptive or informative text that will appear in the directory or directory assistance.

VALID ENTRIES:

Entry	Description
5	Toll Free-Dial '1' & Then
15	Toll Free-Dial '0' & Then
20	Toll Free-Dial Access Code & Then
25	Charges Will Apply-Dial '1' & Then
33	No Charge Dial '1' & Then (Florida Only)
35	No Charge for Call Dialed Direct To This Number from (Exchange Name)
45	TDD & Voice
50	TDD Only
65	(City) Tel No
67	Charges Apply-Dial '1' and Then
73	Charges Will Apply
75	Charges Will Apply Dial
77	Toll & Service Charges Apply
85	At The Tone Dial—
90	Ask Base Operator for—
95	At the Beep Enter Call Back Number
103	(s % See Customer Guide Pages concerning the use of the telephone observing equip at this no.) SB only
107	(s % See Customer Guide Pages concerning the use of the telephone observing equip at this no.) SB only
900	Toll Free-Dial '1' & Then
Descriptive or Informative Listing Text	Text associated with entry indicated in the LTXTY field.

DATA CHARACTERISTICS: Up to 250 alpha/numeric characters

EXAMPLE:

Call between 9 and 5

Children's Phone

Fax

LSC 65

CONDITIONAL USAGE NOTES:

Note 1: Required when the LTXTY field is populated with LSC, AC CR, SP, ITX DL, DLB, DLS, or WPP.

Note 2: Required when the SO field in the DSCR section is populated with the entry "F" and the referenced indent has text.

BUSINESS RULES:

Rule: Must *not exceed* 90 characters for Special Text.

29.5.5.18 ADI - Address Indicator

Identifies that Listing Address elements should be omitted from Directory Assistance and published directories.

VALID ENTRIES: Y = Yes, or blank

DATA CHARACTERISTICS: 1 alpha character

EXAMPLE:

Y

CONDITIONAL USAGE NOTES:

Note 1: Prohibited when the LAPR, LASN, LANO, LASF,LASD, LATH, LASS, LALOC, or LAST fields are populated.

Note 2: Prohibited with cross references.

Note 3: Prohibited with foreign listings.

Note 4: Required when the address is to be omitted from the DA (Directory Assistance) and the directory and the 2nd & 3rd characters of the RTY field are AC, AL, AM, CM, ML, or SP.

BUSINESS RULES:

Rule: If data elements from the Listed Address segment are to be published and shown on Directory Assistance, populate only those fields in the listed address.

29.5.5.19 LAPR - Listed Address Prefix

Identifies the prefix for a house number of a listed address.

VALID ENTRIES: None

DATA CHARACTERISTICS: Up to 5 alpha/numeric characters

EXAMPLE:

25W

CONDITIONAL USAGE NOTES:

Note: Optional when LANO field is populated, otherwise prohibited.

BUSINESS RULES:

Rule: Prohibited with cross-references.

29.5.5.20 LANO - Listed Address House Number

Identifies the house number of the listed address.

VALID ENTRIES: None

DATA CHARACTERISTICS: Up to 8 alpha/numeric characters

EXAMPLE:

450

CONDITIONAL USAGE NOTES:

Note: Optional when the LASN field is populated, otherwise prohibited.

BUSINESS RULES:

Rule: Prohibited with cross-references.

29.5.5.21 LASF - Listed Address House Number Suffix

Identifies the suffix for the house number of a listed address.

VALID ENTRIES: None

DATA CHARACTERISTICS: Up to 5 alpha/numeric characters

EXAMPLE:

1/2

CONDITIONAL USAGE NOTES:

Note: Optional when the LANO field is populated, otherwise prohibited.

BUSINESS RULES:

Rule: Prohibited with cross-references.

29.5.5.22 LASD - Listed Address Street Directional

Identifies the directional for a listed address.

VALID ENTRIES:

Entry	Description
E	East
W	West
N	North
S	South
NE	Northeast
NW	Northwest
SE	Southeast
SW	Southwest

DATA CHARACTERISTICS: Up to 2 alpha characters

EXAMPLE:

N

SW

CONDITIONAL USAGE NOTES:

Note: Optional when the LASN field is populated, otherwise prohibited.

BUSINESS RULES:

Rule: Prohibited with cross-references.

29.5.5.23 LASN - Listed Address Street Name

Identifies the street name of a listed address.

VALID ENTRIES: None

DATA CHARACTERISTICS: Up to 50 alpha/numeric characters

EXAMPLE:

Camino Ramon

CONDITIONAL USAGE NOTES: None

BUSINESS RULES:

Rule 1: This field is used to identify listed descriptive address and/or descriptive address for shopping centers, buildings, etc. .

Rule 2: A published address may contain only a street name. Use this field to indicate the street name to be listed.

Rule 3: Prohibited with cross-references.

29.5.5.24 LATH - Listed Address Thoroughfare

Identifies the thoroughfare portion of a street name of a listed address.

VALID ENTRIES: None

DATA CHARACTERISTICS: Up to 10 alpha/numeric characters

EXAMPLE:

Lane

CONDITIONAL USAGE NOTES:

Note: Optional when the LASN field is populated, otherwise prohibited.

BUSINESS RULES:

Rule: Prohibited with cross-references.

29.5.5.25 LASS - Listed Address Street Suffix

Identifies the suffix to the street name of the listed address.

VALID ENTRIES:

Entry	Description
E	East
W	West
N	North
S	South
NE	Northeast
NW	Northwest
SE	Southeast
SW	Southwest

DATA CHARACTERISTICS: Up to 2 alpha characters

EXAMPLE:

NW

CONDITIONAL USAGE NOTES:

Note: Optional when the LASN field is populated, otherwise prohibited.

BUSINESS RULES:

Rule: Prohibited with cross-references.

29.5.5.26 LALO - Listed Address Location

Identifies additional location information about the listed address such as an apartment number, floor, room, suite, etc. .

This field is NOT supported by BellSouth.

29.5.5.27 LALOC - Listed Address Locality

Identifies the locality or community to be listed.

VALID ENTRIES: None

DATA CHARACTERISTICS: Up to 35 alpha/numeric characters

EXAMPLE:

Decatur

CONDITIONAL USAGE NOTES:

Note: Required with foreign listings.

BUSINESS RULES:

Rule 1: A published address may contain only a community name. Use this field to indicate the community name to be listed.

Rule 2: A published address may contain a community when the community name is different from the directory name.

Rule 3: The community name must be spelled out in full.

29.5.5.28 LAST - Listed Address State/Province

Identifies the state to be listed.

VALID ENTRIES: None

DATA CHARACTERISTICS: 2 alpha characters

EXAMPLE:

GA

CONDITIONAL USAGE NOTES:

Note 1: Required when FAC, FAL, FAS or FSP is indicated in the RTY field and the NPA of the telephone directory is *different* from the NPA indicated in the LTN field, otherwise prohibited.

Note 2: Prohibited when the ADI field is populated.

Note 3: Prohibited with cross reference.

BUSINESS RULES: None

29.5.5.29 LAZC - Listed Address Zip Code

Identifies the zip code or postal code of the listed address.

This field is NOT supported by BellSouth.

29.5.6 Directory Delivery Section Fields

29.5.6.1 DELNUM - Delivery Reference Number

Identifies the delivery address/information segment and each additional delivery address/information segment with a unique number.

This field is NOT supported by BellSouth.

29.5.6.2 DACT - Delivery Activity

Identifies the delivery activity for this request.

VALID ENTRIES:

Entry	Description
N	New Directory Delivery

Additional Valid Entries for Manual Ordering:

Entry	Description
D	Delete Delivery Section
I	Change New Delivery Section (new data to be inserted)
O	Change Old Delivery Section (old data)

DATA CHARACTERISTICS: 1 alpha character

EXAMPLE:

N

CONDITIONAL USAGE NOTES:

Note 1: Required when the directory delivery address is different than the service address.

Note 2: Required when establishing, deleting, or changing data in directory delivery, otherwise prohibited.

BUSINESS RULES:

Manual:

Rule: When changing a delivery section, two transactions are required, the first transactions would have a DACT of O to specify the data to be deleted. The second transaction would have a DACT of I to specify the new data.

Electronic: None

29.5.6.3 DATY - Delivery Address Type

Identifies a delivery address segment as being valid for hand delivery, postal delivery or both.

This field is NOT supported by BellSouth.

29.5.6.4 NAME - End User Name

Identifies the name of the end user to whom the directory is to be delivered.

VALID ENTRIES: None

DATA CHARACTERISTICS: Up to 25 alpha characters

EXAMPLE:

JOE SMITH

CONDITIONAL USAGE NOTES:

Note: Required when the DACT is populated.

BUSINESS RULES:

Rule 1: Name in this field is not intended to be used for directory listings or directory assistance.

Rule 2: When there is no data populated in any one of these fields, DDAPR, DDANO, DDASF, NAME, DDASD, DDASN, DDATH, DDASS, DDALO, DDADLO, DDALOC, DDAST, DDAZC, the data will default from the NAME field on the EU form/screen.

29.5.6.5 DDAPR - Delivery Address House Prefix

Identifies the prefix for the house number of the delivery address.

VALID ENTRIES: None

DATA CHARACTERISTICS: Up to 5 alpha/numeric characters

EXAMPLE:

25W

CONDITIONAL USAGE NOTES:

Note: Optional when the DDANO field is populated, otherwise prohibited.

BUSINESS RULES: None

29.5.6.6 DDANO - Delivery Address House Number

Identifies the house number of the delivery address.

VALID ENTRIES: None

DATA CHARACTERISTICS: Up to 8 numeric characters

EXAMPLE:

450

CONDITIONAL USAGE NOTES:

Note: Optional when the DDASN field is populated, otherwise prohibited.

BUSINESS RULES:

Rule: When there is no data populated in any one of these fields, DDAPR, DDANO, DDASF, NAME, DDASD, DDASN, DDATH, DDASS, DDALO, DDADLO, DDALOC, DDAST, DDAZC, the data will default from the SANO field on the EU form/screen.

29.5.6.7 DDASF - Delivery Address House Number Suffix

Identifies the suffix for the house number of the delivery address.

VALID ENTRIES: None

DATA CHARACTERISTICS: Up to 5 alpha/numeric characters

EXAMPLE:

1/2

CONDITIONAL USAGE NOTES:

Note: Optional when the DDANO field is populated, otherwise prohibited.

BUSINESS RULES:

Rule: When there is no data populated in any one of these fields, DDAPR, DDANO, DDASF, NAME, DDASD, DDASN, DDATH, DDASS, DDALO, DDADLO, DDALOC, DDAST, DDAZC, the data will default from the SASF field on the EU form/screen.

29.5.6.8 DDASD - Delivery Address Street Directional

Identifies the street directional for the delivery address.

VALID ENTRIES:

Entry	Description
E	East
W	West

- continued -

- continued -

Entry	Description
N	North
S	South
NE	Northeast
NW	Northwest
SE	Southeast
SW	Southwest

DATA CHARACTERISTICS: Up to 2 alpha characters

EXAMPLE:

N

SW

CONDITIONAL USAGE NOTES:

Note: Optional when the DDASN field is populated, otherwise prohibited.

BUSINESS RULES:

Rule: When there is no data populated in any one of these fields, DDAPR, DDANO, DDASF, NAME, DDASD, DDASN, DDATH, DDASS, DDALO, DDADLO, DDALOC, DDAST, DDAZC, the data will default from the SASD field on the EU form/screen.

29.5.6.9 DDASN - Delivery Address Street Name

Identifies the street name of the directory delivery address.

VALID ENTRIES: None

DATA CHARACTERISTICS: Up to 50 alpha/numeric characters

EXAMPLE:

CAMINO RAMON

RURAL ROUTE 23

CONDITIONAL USAGE NOTES:

Note: Required when the DACT field is populated.

BUSINESS RULES:

Rule: When there is no data populated in any one of these fields, DDAPR, DDANO, DDASF, NAME, DDASD, DDASN, DDATH, DDASS, DDALO, DDADLO, DDALOC, DDAST, DDAZC, the data will default from the SASN field on the EU form/screen.

29.5.6.10 DDATH - Delivery Address Thoroughfare

Identifies the thoroughfare portion of the street name of the delivery address.

VALID ENTRIES: None

DATA CHARACTERISTICS: Up to 10 alpha/numeric characters

EXAMPLE:

LN

CONDITIONAL USAGE NOTES:

Note: Optional when the DDASN field is populated, otherwise prohibited.

BUSINESS RULES:

Rule: When there is no data populated in any one of these fields, DDAPR, DDANO, DDASF, NAME, DDASD, DDASN, DDATH, DDASS, DDALO, DDADLO, DDALOC, DDAST, DDAZC, the data will default from the SATH field on the EU form/screen.

29.5.6.11 DDASS - Delivery Address Street Suffix

Identifies the suffix to the street name of the directory delivery address.

VALID ENTRIES: None

DATA CHARACTERISTICS: Up to 4 alpha/numeric characters

EXAMPLE:

NW

CONDITIONAL USAGE NOTES:

Note: Optional when the DDASN field is populated, otherwise prohibited.

BUSINESS RULES:

Rule: When there is no data populated in any one of these fields, DDAPR, DDANO, DDASF, NAME, DDASD, DDASN, DDATH, DDASS, DDALO, DDADLO, DDALOC, DDAST, DDAZC, the data will default from the SATH field on the EU form/screen.

29.5.6.12 DDALO - Delivery Address Location

Identifies additional location information about the delivery address such as an apartment number, suite, floor, room, etc.

VALID ENTRIES: None

DATA CHARACTERISTICS: Up to 30 alpha/numeric characters

EXAMPLE:

FLR 1

SUITE23

CONDITIONAL USAGE NOTES:

Note: Optional when the DDASN field is populated, otherwise prohibited.

BUSINESS RULES:

Rule: When there is no data populated in any one of these fields, DDAPR, DDANO, DDASF, NAME, DDASD, DDASN, DDATH, DDASS, DDALO, DDADLO, DDALOC, DDAST, DDAZC, the data will default from the SATH field on the EU form/screen.

29.5.6.13 DDADLO - Delivery Descriptive Location

Identifies the additional location information about how to physically deliver directories.

VALID ENTRIES: None

DATA CHARACTERISTICS: Up to 100 alpha/numeric characters

EXAMPLE:

TRAILER BEHIND THE GAS STATION NEXT TO THE POST OFFICE

CONDITIONAL USAGE NOTES:

Note: Optional when the DDASN field is populated, otherwise prohibited.

BUSINESS RULES:

Rule 1: When there is no data populated in any one of these fields, DDAPR, DDANO, DDASF, NAME, DDASD, DDASN, DDATH, DDASS, DDALO, DDADLO, DDALOC, DDAST, DDAZC, the data will default from the SADLO field on the EU form/screen.

Rule 2: The community name must be spelled in full.

29.5.6.14 DDALOC - Delivery Address Locality

Identifies the locality or community where the directory is to be delivered.

VALID ENTRIES: None

DATA CHARACTERISTICS: 35 alpha/numeric characters

EXAMPLE:

DECATUR

CONDITIONAL USAGE NOTES:

Note: Required when the DACT field is populated.

BUSINESS RULES:

Rule 1: When there is no data populated in any one of these fields, DDAPR, DDANO, DDASF, NAME, DDASD, DDASN, DDATH, DDASS, DDALO, DDADLO, DDALOC, DDAST, DDAZC, the data will default from the CITY field on the EU form/screen.

Rule 2: The community name must be spelled in full.

29.5.6.15 DDAST - Delivery Address State/Province

Identifies the state/province where the directory is to be delivered.

VALID ENTRIES: None

DATA CHARACTERISTICS: 2 alpha/numeric characters

EXAMPLE:

GA

CONDITIONAL USAGE NOTES:

Note: Required when the DACT field is populated.

BUSINESS RULES:

Rule: When there is no data populated in any one of these fields, DDAPR, DDANO, DDASF, NAME, DDASD, DDASN, DDATH, DDASS, DDALO, DDADLO, DDALOC, DDAST, DDAZC, the data will default from the STATE field on the EU form/screen.

29.5.6.16 DDAZC - Delivery Address Zip Code

Identifies the zip code or postal code of the delivery address.

VALID ENTRIES: None

DATA CHARACTERISTICS:

Manual: Up to 12 alpha/numeric characters

Electronic: 5 numeric characters

EXAMPLE:

30034

CONDITIONAL USAGE NOTES:

Note: Required when the DACT field is populated.

BUSINESS RULES:

Rule: When there is no data populated in any one of these fields, DDAPR, DDANO, DDASF, NAME, DDASD, DDASN, DDATH, DDASS, DDALO, DDADLO, DDALOC, DDAST, DDAZC, the data will default from the ZIP field on the EU form/screen.

29.5.6.17 DIRQTY - Number of Directory Type Segments

Identifies the number of directory type segments in this delivery address section.

This field is NOT supported by BellSouth.

29.5.6.18 DIRTYP - Directory ID Type

Identifies the type of directory (e.g., W, Y, B, O) to be delivered.

VALID ENTRIES:

Entry	Description
W	White Pages
Y	Yellow Pages
B	Combined Book
O	All Primary Books

Note: This field is repeatable when the valid entry is W or Y.

DATA CHARACTERISTICS: 1 alpha character

EXAMPLE:

W

CONDITIONAL USAGE NOTES:

Note: Required when the DIRQTYA or DIRQTYNC field is populated, otherwise prohibited.

BUSINESS RULES:

Rule 1: Cobound books are telephone directories with both white and yellow pages combined into one book.

Rule 2: Primary directories consist of all local area, entitlement telephone directories. Entitlement is determined by the RSAG validation service address.

29.5.6.19 DIRQTYA - Number of Directories for Annual Delivery

Identifies the number of directories to be delivered on an annual basis.

VALID ENTRIES: None

DATA CHARACTERISTICS: Up to 4 numeric characters

EXAMPLE:

2

CONDITIONAL USAGE NOTES:

Note: Prohibited when DIRTYP is not populated, otherwise optional.

BUSINESS RULES:

Rule: If this field is not populated, directory delivery quantity will default to:
Business = 1 per access line,
Residence = 1 residence

29.5.6.20 DIRQTYNC - Number of Directories Delivered on New Connect

Identifies the number of directories to be delivered at the time of a new connect (interim delivery).

VALID ENTRIES: None

DATA CHARACTERISTICS: Up to 4 numeric characters

EXAMPLE:

1

CONDITIONAL USAGE NOTES:

Note: Prohibited when DIRTYP is not populated, otherwise optional.

BUSINESS RULES:

Rule: If this field is not populated, no additional directories will be delivered at the time of the conversion and the end user will be placed on the normal annual delivery schedule.

29.5.6.21 DIRID - Directory ID for Directory Delivery

Identifies the directory code of the book to be delivered.

This field is NOT supported by BellSouth.

29.5.6.22 DIRNAME - Directory Name

Identifies the name of a directory that a customer is requesting.

This field is NOT supported by BellSouth.

29.5.7 Advertising Section Fields**29.5.7.1 EA - Existing Advertising**

Identifies the end user's advertising status.

This field is NOT supported by BellSouth.

29.5.7.2 ADVCONT - Advertising Contact

Identifies the name of the person to contact to discuss the advertising.

This field is NOT supported by BellSouth.

29.5.7.3 ADVCONT TN - Advertising Contact Telephone Number

Identifies the telephone number of the advertising contact, including an extension if applicable.

This field is NOT supported by BellSouth.

29.5.7.4 SIC - Standard Industry Classification

This code identifies the primary function of a customer's business. The codes are established by the U.S. Government. The Standard Industry Classification codes are assigned to businesses as it relates to their type of primary business involvement.

VALID ENTRIES: None

DATA CHARACTERISTICS: 3 to 4 numeric characters

EXAMPLE:

8437

CONDITIONAL USAGE NOTES:

Note 1: Required when ACT is N, V, or P, and the TOS field is indicated with '1' or '3'.

Note 2: Prohibited with Residence.

BUSINESS RULES:

Rule 1: Only one SIC allowed per account.

Rule 2: The SIC code is associated with specific yellow page heading codes and are provided by BAPCO-BellSouth Advertising and Publishing Company.

29.5.7.5 YPH - Yellow Page Heading Code

Identifies the code for the heading under which a listing will appear in the Yellow Pages.

VALID ENTRIES:

Allowable values are provided in the yellow page heading book (YPH). BAPCO-BellSouth Advertising and Publishing Company supplies customers with YPH.

DATA CHARACTERISTICS: 6 numeric characters

EXAMPLE:

123456

CONDITIONAL USAGE NOTES:

Note: Required when the 2nd and 3rd characters of the RTY field are ML, CM or AM and the TOS field is 1 or 3, otherwise prohibited.

BUSINESS RULES:

Rule 1: This field is used to establish a new YPH or change an existing YPH.

Rule 2: AML listings associated with Ringmaster service requires a YPH code of 999001.

29.5.7.6 YPHV - Yellow Page Heading Verbiage

Identifies the heading under which a listing will appear in the Yellow Pages.

This field is NOT supported by BellSouth.

29.5.7.7 REMARKS - Remarks

Identifies remarks pertaining to the LISTING on this service request.

VALID ENTRIES: None

DATA CHARACTERISTICS: Up to 160 alpha/numeric characters

EXAMPLE:

THIS IS A BUSINESS LISTING IN ACRONYM FORMAT

CONDITIONAL USAGE NOTES: None

BUSINESS RULES:

Note: This field is only used when ordering *manually* (FAX).

29.5.8 TABLE APPENDIX

Field combination tables:

29.5.8.1 RTY AND LTY COMBINATION TABLE

RTY CODE	LTY CODE	VALID RECORD TYPE DESCRIPTIONS
LAC	1	LOCAL ALTERNATIVE CALL
LAL	1, 2 , 3	LOCAL ADDITIONAL LISTING
LAM	1, 2	LOCAL ADDITIONAL MAIN
LAS	1, 2	LOCAL ANSWER SERVICE
LCM	1, 2	LOCAL CLIENT MAIN
LCR	1	LOCAL CROSS REFERENCE
LSP	1	LOCAL SPECIAL TEXT LISTING
LML	1, 2, 3	LOCAL MAIN LISTING
FAC	1	FOREIGN ALTERNATE CALL LISTING

- continued -

- continued -

RTY CODE	LTY CODE	VALID RECORD TYPE DESCRIPTIONS
FAL	1, 2, 3	FOREIGN ADDITIONAL LISTING
FAS	1, 2	FOREIGN ANSWER SERVICE
FCR	1	FOREIGN CROSS REFERENCE
FSP	1	FOREIGN SPECIAL TEXT LISTING
SAM	1, 2	SECONDARY ADDITIONAL MAIN
SAL	1, 2	SECONDARY ADDITIONAL LISTING
SML	1, 2	SECONDARY MAIL LISTING

29.5.8.2 TITLES/DEGREE/MILITARY (titles)

ABBRVTN	DESCRIPTION	DISTNCTN *	TOS VALUE **
1st Lt	First Lieutenant	M	1, 2, or 3
1st Sgt	First Sergeant	M	1, 2, or 3
2nd Lt	Second Lieutenant	M	1, 2, or 3
ACSW	Academy of Certified Social Workers	D	1
Adj	Adjutant	M	1, 2, or 3
Adm	Admiral	M	1, 2, or 3
AFRes	Air Force Reserve	M	1, 2, or 3
AG	Adjutant General	M	1, 2, or 3
AIA	American Institute of Architect	D	1
ASA	American Society of Appraisers	D	1
ASCP	American Society of Clinical Pathologists	D	1
ASID	American Society of Interior Designers	D	1
ASLA	American Society of Landscape Architects	D	1
BCHE	Bachelor of Chemical Engineering	D	1
BCSW	Board of Certified Social Worker	D	1
BD	Bachelor of Divinity	D	1

- continued -

- continued -

ABBRVTN	DESCRIPTION	DISTNCTN *	TOS VALUE **
Bishop	Bishop	T	1 or 2
Brig Gen	Brigadier General	M	1, 2, or 3
BRO	Brother	T	1 or 2
BSMT	Bachelor of Medical Technology	D	1
BT	Boiler Technician	M	1 or 2
BTC	Boiler Tender Chief	M	1 or 2
CAI	Certified Auctioneer Institute	D	1
Capt	Captain	M	1, 2, or 3
Capt Ret	Captain Retired	M	1, 2, or 3
CCCA	Certificate of Clinical Competence Audiologist	D	1
CCCSP	Certificate of Clinical Competence Speech Pathology	D	1
CCIM	Certified Commercial Investment Member	D	1
CCMCH	Certified Clinical Mental Health Counselor	D	1
CDP	Certified in Data Processing	D	1
Cdr	Commander	M	1, 2, or 3
CEC	Certified Employment Consultant	D	1
CFP	Certified Financial Planner	D	1
Ch	Chaplain	M	1, 2, or 3
ChFC	Chartered Financial Consultant	D	1
CIC	Certified Insurance Counselor	D	1
CLU	Chartered Life Underwriter	D	1
CMSgt	Chief Master Sergeant	M	1, 2, or 3
CMSW	Certified Master Social Worker	D	1
Col	Colonel	M	1, 2, or 3
CPA	Certified Public Accountant	D	1

- continued -

- continued -

ABBRVTN	DESCRIPTION	DISTNCTN *	TOS VALUE **
CPCU	Certified Property and Casualty Underwriter	D	1
CPIW	Certified Professional Insurance Women	D	1
Cpl	Corporal	M	1, 2, or 3
CPM	Certified Property Manager	D	1
CPO	Chief Petty Officer	M	1, 2, or 3
CPS	Certified Professional Secretary	D	1
CRB	Certified Residential Broker	D	1
CRE	Certified Registered Electrologist	D	1
CS	Christian Science Practitioner	D	1
CSAC	Certified Substance Abuse Counselor	D	1
CSB	Christian Science Practitioner	D	1
CSM	Commander Sergeant Major	M	1, 2, or 3
CSP	Christian Science Practitioner	D	1
CTC	Certified Travel Consultant	D	1
CWI	Chief Warrant Officer, First Class	M	1, 2, or 3
CW2	Chief Warrant Officer, W-2	M	1, 2, or 3
CW3	Chief Warrant Officer, W-3	M	1, 2, or 3
CW4	Chief Warrant Officer, W-4	M	1, 2, or 3
CWO	Chief Warrant Officer	M	1, 2, or 3
DABFP	Diplomat American Board of Family Practice	D	1
DBA	Doctorate of Business Administration	D	1
DC	Doctor of Chiropractics	D	1
DD	Doctor of Divinity	D	1
DDS	Doctor of Dental Surgery	D	1
Dean	Dean	T	1 or 2

- continued -

- continued -

ABBRVTN	DESCRIPTION	DISTNCTN *	TOS VALUE **
DIPAC	Diplomat of Acupuncture	D	1
DMD	Doctor of Dental Medicine	D	1
DMIN	Doctor of Ministry	D	1
DO	Doctor of Osteopathy	D	1
DPh	Doctor of Pharmacy	D	1
DPM	Doctor of Podiatric Medicine	D	1
Dr	Doctor	T	1 or 2
DSC	Doctor of Surgical Chiropody	D	1
DSW	Doctor of Social Work	D	1
DVM	Doctor of Veterinary Medicine	D	1
DVS	Doctor of Veterinary Surgery	D	1
EdD	Doctor of Education	D	1
Elder	Elder	T	1 or 2
Ens	Ensign	M	1, 2, or 3
Esq	Esquire	T	1 or 2
Evangelst	Evangelist	T	1 or 2
FAAAI	Fellow American Academy Allergy and Immunology	D	1
FAAFP	Fellow American Academy of Family Practitioners	D	1
FAAFS	Fellow American Academy of Ambulatory Foot Surgery	D	1
FAAP	Fellow American Academy of Pediatrics	D	1
FACC	Fellow American College of Cardiology	D	1
FACOG	Fellow American College of Obstetrics and Gynecology	D	1
FACP	Fellow American College of Physicians	D	1

- continued -

- continued -

ABBRVTN	DESCRIPTION	DISTNCTN *	TOS VALUE **
FACS	Fellow American College of Surgeons	D	1
Fadm	Fleet Admiral	M	1, 2, or 3
FAIA	Fellow American Institute of Architects	D	1
FASLA	Fellow American Society of Landscape Architects	D	1
Father	Father	T	1 or 2
FNC	Family Nurse Clinicians	D	1
FNPN	Family Nurse Practitioner	D	1
Gen	General	M	1, 2, or 3
GMTC	Gunnery Mate Technician Chief	M	1, 2, or 3
Governor	Governor	T	1 or 2
GRI	Graduate Real Estate Institute	D	1
Gy Sgt	Gunnery Sergeant	M	1, 2, or 3
HmC	Hospitalman Chief	M	1, 2, or 3
IFAS	Independent Fee Appraiser Senior	D	1
JCJ	Justice Court Judge	D	1
JD	Doctor of Jurisprudence	D	1
JP	Justice of the Peace	D	1
Judge	Judge	T	1 or 2
LCdr	Lieutenant Commander	M	1, 2, or 3
LCSW	Licensed Certified Public Social Worker	D	1
LPC	Licensed Professional Counselor	D	1
LPN	Licensed Practical Nurse	D	1
LPT	Licensed Physical Therapist	D	1
LS	Land Surveyor	D	1
Lt	Lieutenant	M	1, 2, or 3

- continued -

- continued -

ABBRVTN	DESCRIPTION	DISTNCTN *	TOS VALUE **
Lt Col	Lieutenant Colonel	M	1, 2, or 3
Lt Col Ret	Lieutenant Colonel Retired	M	1, 2, or 3
Lt Gen	Lieutenant General	M	1, 2, or 3
Lt Gov	Lieutenant Governor	T	1 or 2
Ltjg	Lieutenant Junior Grade	M	1, 2, or 3
MA	Masters of Arts Teaching	D	1
MAI	Member Appraisal Institute	D	1
Maj	Major	M	1, 2, or 3
Maj Gen	Major General	M	1, 2, or 3
Maj Ret	Major Retired	M	1, 2, or 3
MAT	Master of Arts	D	1
Mayor	Mayor	T	1 or 2
MBA	Master of Business Administration	D	1
MCD	Master of Communication Disorders	D	1
MD	Doctor of Medicine	D	1
Mdiv	Master of Divinity	D	1
Meng	Master of Engineering	D	1
Minister	Minister	T	1 or 2
Miss	Miss	T	1 or 2
Mlle	Mademoiselle	T	1 or 2
Mme	Madame	T	1 or 2
Most Rev	Most Reverend	T	1 or 2
MPH	Master of Public Health	D	1
MPS	Master of Public Services	D	1
MRA	Master Residential Appraiser	D	1
Mrs	Mrs	T	1 or 2

- continued -

- continued -

ABBRVTN	DESCRIPTION	DISTNCTN *	TOS VALUE **
MS	Master of Science	D	1
Ms	Miss	T	1 or 2
MSA	Master Senior Appraiser	D	1
MSCD	Doctoer of Metaphysical Science	D	1
MSED	Master of Science Education Degree	D	1
Msgr	Monsignor	T	1 or 2
MSgt	Master Sergeant	M	1, 2, or 3
Msgt Ret	Master Sergeant Retired	M	1, 2, or 3
MSN	Master of Science of Nursing	D	1
MSp	Master Specialist	M	1, 2, or 3
MSRD	Master of Science Registered Dietitian	D	1
MSSW	Master of Science in Social Work	D	1
MSW	Master of Social Work	D	1
ND	Doctor of Naturopathy	D	1
NP	Notaries-Public	D	1
OD	Doctor of Optometry	D	1
OTR	Occupational Therapist Registered	D	1
PA	Physicians Assistant	D	1
PA	Public Accountant	D	1
Pastor	Pastor	T	1 or 2
PE	Professional Engineer	D	1
PFC	Private First Class	M	1, 2, or 3
PhD	Doctor of Philosophy	D	1
PO	Petty Officer	M	1, 2, or 3
Prof	Professor	D	1
PSY S	Specialist in Psychology	D	1

- continued -

- continued -

ABBRVTN	DESCRIPTION	DISTNCTN *	TOS VALUE **
PsyD	Doctor of Psychology	D	1
PT	Physical Therapist	D	1
Pvt	Private	M	1, 2, or 3
Rabbi	Rabbi	T	1
Radm	Rear Admiral	M	1, 2, or 3
RD	Registered Dietitian	D	1
RE	Registered Electrologist	D	1
Rep	Representative	T	1 or 2
Rev	Reverend	T	1 or 2
Rev Canon	Reverend Canon	T	1 or 2
Rev Dr	Reverend Doctor	T	1 or 2
Rev Mrs	Reverend Mrs	T	1 or 2
RHU	Registered Health Underwriter	D	1
RIA	Registered Investment Advisor	D	1
RMC	Cheif Radioman	M	1, 2, or 3
RPH	Registered Pharmacist	D	1
RPT	Registered Physical Therapist	D	1
RS	Religious Science Practitioner	D	1
RSP	Religious Science Practitioner	D	1
Rt Rev	Right Reverend	T	1 or 2
SFC	Sergeant First Class	M	1, 2, or 3
Sgt	Sergeant	M	1, 2, or 3
Sgt Maj	Sergeant Major	M	1, 2, or 3
Sgt Maj Ret	Sergeant Major Retired	M	1, 2, or 3
Sgt Ret	Sergeant Retired	M	1, 2, or 3
Sheriff	Sheriff	T	1 or 2

- continued -

- continued -

ABBRVTN	DESCRIPTION	DISTNCTN *	TOS VALUE **
Sister	Sister	T	1 or 2
SM	Seaman	M	1, 2, or 3
SM1	Signalman First Class	M	1, 2, or 3
SMSgt	Senior Master Sergeant	M	1, 2, or 3
SP1	Specialist First Class	M	1, 2, or 3
SP2	Specialist Second Class	M	1, 2, or 3
SP3	Specialist Third Class	M	1, 2, or 3
SP4	Specialist Fourth Class	M	1, 2, or 3
SP5	Specialist Fifth Class	M	1, 2, or 3
SP6	Specialist Sixth Class	M	1, 2, or 3
SP7	Specialist Seventh Class	M	1, 2, or 3
SqCdr	Squadron Commander	M	1, 2, or 3
Sqdn Ldr	Squadron Leader	M	1, 2, or 3
SRA	Senior Residential Appraiser	D	1
SREA	Senior Real Estate Analyst	D	1
SRPA	Senior Real Property Appraisers	D	1
SSgt	Staff Sergeant	M	1, 2, or 3
St Sen	State Senator	T	1 or 2
STD	Sacred Theology Doctorate	D	1
ThD	Doctor of Theology	D	1
ThM	Master of Theology	D	1
TSgt	Technical Sergeant	M	1, 2, or 3
US Senator	United States Senator	T	1 or 2
USA	United States Army	M	1, 2, or 3
USA Ret	United States Army Retired	M	1, 2, or 3
USAF	United States Air Force	M	1, 2, or 3

- continued -

- continued -

ABBRVTN	DESCRIPTION	DISTNCTN *	TOS VALUE **
USAF Ret	US Air Force Retired	M	1, 2, or 3
USCG	United States Coast Guard	M	1, 2, or 3
USMC	United States Marine Corp	M	1, 2, or 3
USMC Ret	US Marine Corp Retired	M	1, 2, or 3
USNR	United States Naval Reserved	M	1, 2, or 3
USN	United States Navy	M	1, 2, or 3
USN Ret	US Navy Retired	M	1, 2, or 3
USNR	United States Naval Reserve	M	1, 2, or 3
V Rev	Very Reverend	T	1 or 2
Vadm	Vice Admiral	M	1, 2, or 3
WgCdr	Wing Comander	M	1, 2, or 3
WO	Warrant Officer	M	1, 2, or 3
WO1	Warrant Officer, W-1	M	1, 2, or 3
Wojg	Warrant Officer Junior Grade	M	1, 2, or 3

* = DISTINCTION: T=TITLE, D=DEGREE & PROFESSIONAL AFFILIATIONS/STATUS M=MILITARY TITLE

** = TOS VALUE: 1=BUSINESS, 2=RESIDENCE, 3=GOVERNMENT

29.5.8.3 LIST TYPE CODES & RTY CONVERSION TABLE

LIST TYPE CODE (ISS 7)	DEFINITION	OSS99 RTY FIELD	WPP	SPFT	TOS
LN	LISTED NAME	LML			1,2,3
NP	NON-PUBLISHED	LML			1,2,3
NL	NON-LISTED	LML			1,2,3
FL	FOREIGN ADDITIONAL LISTING	FAL			1,2,3

- continued -

- continued -

LIST TYPE CODE (ISS 7)	DEFINITION	OSS99 RTY FIELD	WPP	SPFT	TOS
AL	ADDITIONAL LISTING	LAL			1,2,3
XL (SCB)	ADDITIONAL LISTING	LAL			1,3
AC	ALTERNATE CALL	LAC			1,2,3
AML	ADDITIONAL MAIN	LAM			1,2,3
CR	CROSS REFERENCE	LCR			1,2,3
DB	DESIGNER BOLD	LML	DB	200	2
DB	DESIGNER BOLD	LAM	DB	200	2
DB	DESIGNER BOLD	LAL	DB	200	2
DB	DESIGNER BOLD	LAC	DB	200	2
DBP	DESIGNER BOLD PLUS	LML	DBP	300	2
DBP	DESIGNER BOLD PLUS	LAM	DBP	300	2
DBP	DESIGNER BOLD PLUS	LAL	DBP	300	2
DBP	DESIGNER BOLD PLUS	LAC	DBP	300	2
DL	DESIGNER STANDARD EXTRA LINE	LML	DL	1	2
DL	DESIGNER STANDARD EXTRA LINE	LAM	DL	1	2
DL	DESIGNER STANDARD EXTRA LINE	LAL	DL	1	2
DL	DESIGNER STANDARD EXTRA LINE	LAC	DL	1	2
DLB	DESIGNER BOLD EXTRA LINE	LML	DLB	2	2
DLB	DESIGNER BOLD EXTRA LINE	LAM	DLB	2	2
DLB	DESIGNER BOLD EXTRA LINE	LAL	DLB	2	2
DLB	DESIGNER BOLD EXTRA LINE	LAC	DLB	2	2
DLS	DESIGNER SCRIPT EXTRA LINE	LML	DLS	4	2
DLS	DESIGNER SCRIPT EXTRA LINE	LAM	DLS	4	2

- continued -

- continued -

LIST TYPE CODE (ISS 7)	DEFINITION	OSS99 RTY FIELD	WPP	SPFT	TOS
DLS	DESIGNER SCRIPT EXTRA LINE	LAL	DLS	4	2
DLS	DESIGNER SCRIPT EXTRA LINE	LAC	DLS	4	2
DSP	DESIGNER SCRIPT PLUS	LML	DSP	500	2
DSP	DESIGNER SCRIPT PLUS	LAM	DSP	500	2
DSP	DESIGNER SCRIPT PLUS	LAL	DSP	500	2
DSP	DESIGNER SCRIPT PLUS	LAC	DSP	500	2
DS	DESIGNER SCRIPT	LML	DS	400	2
DS	DESIGNER SCRIPT	LAM	DS	400	2
DS	DESIGNER SCRIPT	LAL	DS	400	2
DS	DESIGNER SCRIPT	LAC	DS	400	2
CML (MANUAL)	CLIENT MAIL LISTING	LCM	NA	NA	1,3
SPL (MANUAL)	SPECIAL TEXT LISTING	LSP	NA	NA	1,3
FSPL (MANUAL)	FORIEGN SPECIAL TEXT LISTING	FSP	NA	NA	1,3
ASL (MANUAL)	ANSWER SERVICE LISTING	LAS	NA	NA	1,3
FASL (MANUAL)	FOREIGN ANSWER SERVICE LISTING	FAS	NA	NA	1,3
NSH	NIGHTS, SUNDAYS, HOLIDAYS	LSP	NA	NA	1,3
FAC	FOREIGN ALTERNATE CALL	FAC	NA	NA	1,2,3
FCR	FOREIGN CROSS REFERENCE	FCR	NA	NA	1,2,3
SML	SECONDARY MAIN LISTING	SML	NA	NA	1,2,3
SAM	SECONDARY ADDITIONAL MAIN	SAM	NA	NA	1,2,3
SAL	SECONDARY ADDITIONAL LISTING	SAL	NA	NA	1,2,3

29.5.8.4 LISTING SETUP CODES

ENTRY	DESCRIPTION
5	Toll Free-Dial '1' & Then
15	Toll Free-Dial '0' & Then
20	Toll Free-Dial Access Code & Then
25	Charges Will Apply-Dial '1' & Then
33	No Charge Dial '1' & Then (Florida Only)
35	No Charge for Call Dialed Direct To This Number From (Exchange Name)
45	TDD & Voice
50	TDD Only
65	(City) Tel No
67	Charges Apply-Dial '1' and Then
73	Charges will Apply
75	Charges will Apply Dial
77	Toll & Service Charges Apply
85	At The Tone Dial - - -
90	Ask Base Operator for - - -
95	At the Beep Enter Call Back Number
103	(s % See Customer Guide Pages concerning the use of the telephone observing equip at this no.) SB only
107	(ss % See Customer Guide Pages concerning the use of the telephone observing equip at this no.) SB only
900	Toll Free-Dial '1' & Then

29.6 DSCR - Directory Service Caption Request

29.6.1 Form/Screen Description

This section describes the Directory Service Caption (DSCR) form/screen entries. Each field on the DSCR form/screen is identified and defined. The DSCR form/screen must always be accompanied by the Local Service Request (LSR) and End User (EU) forms/screens. It may also be submitted with a product specific form/screen and the Directory Listing (DL) form/screen.

All information required for captions and degree of indent level detail is provided for in the various fields contained within the DSCR form/screen. The Administrative Section contains information pertaining to the service being ordered such as: purchase order number, versions number, account telephone number, etc. The ALIR Sequencing Section provides the information that is needed when the indent in a caption or straight line under (SLU) does not follow the normal sequencing (alphabetic) rules. The Indent Information Section provides the sequence merge, override, name, address, telephone number and associated degree of indent level information.

These request forms/screens were designed with the intent to require a minimum of input information.

29.6.2 Administrative Section Fields

29.6.2.1 PON - Purchase Order Number

Identifies the CLEC's unique purchase-order or requisition number that authorizes the issuance of this request or supplement.

VALID ENTRIES:

Upper Case alpha (A - Z)

Numeric (0 - 9)

Symbols limited to: period (.), comma (,), hyphen (-) and apostrophe (')

DATA CHARACTERISTICS: Up to 16 alpha/numeric characters

EXAMPLE:

824Z9

CONDITIONAL USAGE NOTES:

Note : This field is required.

BUSINESS RULES:

Rule 1: The Purchase Order Number may be reused after two years and one day. This is based on the original due date of the PON, regardless of the SUPs issued to change the original due date.

Rule 2: Every new request requires a unique PON. A new PON must be issued when requesting listings for different end users.

Rule 3: This entry must be identical to the PON field on the LSR form/screen.

Rule 4: When issuing a SUP, the same PON on the original LSR form/screen should be used however the VER field must be different.

29.6.2.2 VER - Version Identification

Identifies the CLEC's version number.

VALID ENTRIES: 00 - 99 or blank

DATA CHARACTERISTICS: 2 numeric characters

EXAMPLE:

01

CONDITIONAL USAGE NOTES:

Note: Required on a re-issuance (supplement), the CLEC must populate this field to uniquely distinguish this LSR form/screen from any other version.

BUSINESS RULES:

Rule 1: The CLEC must populate this field to indicate the PON is a SUP and not the original.

Rule 2: The CLEC must populate this field with a sequential number at least one digit higher than that of the preceding supplement to this PON.

Rule 3: On an initial LSR, the VER field must be 00 or blank.

Rule 4: This entry must be identical to the VER on the LSR form/screen and all other forms/screens submitted on this request.

29.6.2.3 DSR NO. - Directory Service Request Number

Identifies the number generated by BellSouth's mechanized systems, pre-assigned to the customer or manually assigned to identify a CLEC's request for service.

This field is not valid for data population by the CLEC.

29.6.2.4 ATN - Account Telephone Number

Identifies the account telephone number assigned by the NSP. It is a dialable telephone number.

VALID ENTRIES:

Manual: N = New Account Telephone Number **or** a valid Account TelephoneNumber

Electronic: a valid Account Telephone Number

DATA CHARACTERISTICS:

Manual: 12 numeric characters (including 2 preprinted hyphens)

Electronic: 10 numeric characters

EXAMPLE:

Manual

N

201--555--1212

Electronic

2015551212

CONDITIONAL USAGE NOTES:

Note: This field is conditional.

Manual:

Note: Required when the AN field on the LSR form/screen is not populated, otherwise prohibited.

Electronic: None

BUSINESS RULES: None

29.6.2.5 SC1 - Service Center 1

Identifies the BellSouth Service Center.

VALID ENTRIES: None

DATA CHARACTERISTICS: 4 alpha/numeric characters

EXAMPLE:

LCSC

CONDITIONAL USAGE NOTES:

Note: This field is required.

BUSINESS RULES:

Rule 1: This entry must be identical to the SC1 field on the LSR form/screen.

Rule 2: In BellSouth, this field is always LCSC and can be hard coded as such.

Rule 3: This entry must be identical to the VER on the LSR form/screen.

29.6.2.6 SC2 - Service Center 2

Identifies the Provider's Service Center for processing directory assistance (DA) listings.

This field is NOT supported by BellSouth.

29.6.2.7 ALIR - ALI Reference

Uniquely identifies the listing associated with this caption set.

This field is NOT supported by BellSouth.

29.6.2.8 DLNUM - Directory Listing Number

Identifies each listing within a request segment with a unique number.

VALID ENTRIES: None

DATA CHARACTERISTICS:

Manual: Up to 4 numeric characters

Electronic: 4 numeric characters

EXAMPLE:

Manual

23

Electronic

0023

CONDITIONAL USAGE NOTES: None**BUSINESS RULES:**

Rule 1: The DLNUM is customer assigned.

Rule 2: Once the DLNUM is generated, it cannot be changed and is retained throughout the request at the PON level.

Rule 3: The values are to be assigned consecutively and must be *unique* throughout the request at the PON level.

Rule 4: The DLNUM value must be greater than the previous DLNUM throughout the request at the PON level.

Rule 5: If a DSCR form/screen is associated with listing request, this field is used as a cross reference to relate the DL back to the listing on the DSCR form/screen.

29.6.2.9 PG__OF__ - Page of

Identifies the page number and total number of pages contained in this request.

VALID ENTRIES: None**DATA CHARACTERISTICS:** Maximum of 4 numeric characters**EXAMPLE:**

01 of 04

CONDITIONAL USAGE NOTES:

Note: This field is required, when requesting service in a manual environment (FAX).

BUSINESS RULES:

Rule: First field is individual page number, second field is total number of pages.

29.6.3 ALIR Sequencing Section Fields (For Listing Being Requested)

29.6.3.1 LOCNUM - Location Number

Identifies the service location address/segment and each additional service address/segment with a unique number.

This field is NOT supported by BellSouth.

29.6.3.2 SO - Sequence Override

Identifies that normal alphabetic sequence placement should be overridden for indented text listing.

VALID ENTRIES:

Entry	Description
A	Place After
F	Place First

Note 1: Valid entry of A is used to indicate Recapped indented text in the SEQTEXT field on the DSCR form/screen.

Note 2: Valid entry of F is used to indicate New indented text in the LTEXT field on the DL form/screen.

DATA CHARACTERISTICS: 1 alpha character

EXAMPLE:

A

CONDITIONAL USAGE NOTES: None

BUSINESS RULES: None

29.6.3.3 SEQTEXT - Sequence Text

Identifies indent text that a sequence override place after should follow.

VALID ENTRIES: None

DATA CHARACTERISTICS: Up to 85 alpha/numeric characters

EXAMPLE:

Walnut Grove Office

CONDITIONAL USAGE NOTES:

Note 1: Required when the SO field is "A" and the reference INDENT has text.

Note 2: Prohibited when "Z" is indicated in the LACT field of the DL (Directory Listing) form/screen.

BUSINESS RULES:

Rule: This field is used to indicate recapped text when irregular placement for an indented listing is desired.

29.6.3.4 SEQADDR - Sequence Address

Identifies the address text of an indent that a sequence override place after should follow.

VALID ENTRIES: None

DATA CHARACTERISTICS: Up to 100 alpha/numeric characters

EXAMPLE:

2301 W Main Blvd Walnut Grove

CONDITIONAL USAGE NOTES:

Note 1: Required when the SO field is "A" and the referenced INDENT has an address.

Note 2: Prohibited when "Z" is indicated in the LACT field of the DL (Directory Listing) form/screen.

BUSINESS RULES:

Rule: This field is used to indicate recapped address when irregular placement for an indentation and/or existing (recapped) sub-caption within a caption arrangement is desired.

29.6.3.5 SEQTN - Sequence Telephone Number

Identifies the telephone number of the indent line that a sequence override place after should follow.

VALID ENTRIES: None

DATA CHARACTERISTICS:

Manual: 3 numeric characters **or** 12 numeric characters(including 2 preprinted hyphens)

Electronic: 3 numeric characters **or** 10 numeric characters

EXAMPLE:

Manual

911

562--123--4321

Electronic

911

5621234321

CONDITIONAL USAGE NOTES:

Note 1: Required when the SO field is "A" and the referenced INDENT is a listed TN.

Note 2: Prohibited when "Z" is indicated in the LACT field of the DL (Directory Listing) form/screen.

Note 3: Prohibited when the SEQTEXT or SEQADDR field is *not* populated.

Note 4: When SEQTN value is 3 numerics, the 2nd numeric must be '1' and the 3rd numeric must be '1'.

BUSINESS RULES:

Rule: This field is used to indicate recapped telephone number when irregular placement for an indention and/or existing (recapped) sub-caption within a caption arrangement is desired.

29.6.4 Indent Information Section Fields (Recap)

29.6.4.1 LVL - Level of Indent

Indicates the degree of indent requested by the customer for caption and header's, sub-captions and recapped indentions listings.

VALID ENTRIES: 0 – 6

DATA CHARACTERISTICS: 1 numeric character

EXAMPLE:

2

CONDITIONAL USAGE NOTES:

Note 1: Required when STYC is CI.

Note 2: Prohibited when "Z" is indicated in the LACT field of the DL (Directory Listing) form/screen.

Note 3: When LVL populated the first LVL will always be 0. *Additional LVL entries must be sequential.*

BUSINESS RULES:

Rule: This field is used to indicate the level of indent for;

- New or Existing (recapped) sub-captions
- Existing (recapped) indent within a caption arrangement.

29.6.4.2 SM - Sequence Merge

Identifies that this caption is to merge with other caption listings.

This field is NOT supported by BellSouth.

29.6.4.3 HS - Header Status

Identifies whether this is a new caption or SLU header or a recap of an existing (recapped) caption/SLU header supplied.

VALID ENTRIES:

Entry	Description
E	Existing
N	New

DATA CHARACTERISTICS: 1 alpha character

EXAMPLE:

N

CONDITIONAL USAGE NOTES:

Manual:

Note 1: Required when N, I, or O indicated in the LACT field on the DL (Directory Listing) form/screen and the DSCR form is submitted *manually* .

Note 2: Prohibited when STYC is not CI, SH, or SI.

Note 3: Prohibited when 'Z' is indicated in the LACT field of the DL (Directory Listing) form/screen.

Electronic:

Note 1: Prohibited when STYC is not CI, SH, or SI.

Note 2: Prohibited when 'Z' is indicated in the LACT field of the DL (Directory Listing) form/screen.

BUSINESS RULES:

Manual:

Rule: This field is used to indicate whether the caption or SLU header formatted in the LNLN and the LNFN fields on the DL form/screen is either existing (recapped) or being established as a new header.

29.6.4.4 HTN - Header Telephone Number

Identifies the recapped telephone number on level 0 SLU or over/under indentation arrangement.

VALID ENTRIES: None

DATA CHARACTERISTICS:

Manual: 12 numeric characters (including 2 preprinted hyphens)

Electronic: 10 numeric characters

EXAMPLE:

Manual

210--777--1111

Electronic

2107771111

CONDITIONAL USAGE NOTES:

Note 1: Required when STYC is "SI" or "SH", otherwise prohibited.

Note 3: Prohibited when "Z" is indicated in the LACT field of the DL (Directory Listing) form/screen.

BUSINESS RULES:

Rule 1: This field is used to indicate the telephone number associated with the SL header (non-caption) being recapped to establish the indented listing.

Rule 2: Use this field to indicate the recapped Residence telephone number that this Business listing is directly above.

Rule 3: This field to indicate the recapped telephone number at the 0 level indent.

29.6.4.5 HNSTN - Header Non Standard Telephone Number

Identifies a non standard telephone number on caption header or SLU header.

This field is NOT supported by BellSouth.

29.6.4.6 HADDR - Header Address

Identifies the caption or SLU header address as it appears in the directory.

This field is NOT supported by BellSouth.

29.6.4.7 INS1 - Indent Level 1 - 6 Status

Identifies whether this is a new level 1 - 6 or a recap of an existing level 1 - 6 supplied to define placement within the caption set.

VALID ENTRIES:

Entry	Description
E	Existing indent or sub-cap
N	New sub-cap

DATA CHARACTERISTICS: 1 alpha character

EXAMPLE:

N

CONDITIONAL USAGE NOTES:

Note 1: Required when the DOI is greater than 1.

Note 2: Required when the LVL field is greater than 1.

Note 3: Required when the INTEXT or INADDR field is populated.

Note 4: Prohibited when 'Z' is indicated in the LACT field of the DL (Directory Listing) form/screen.

BUSINESS RULES:

Rule: This field is repeatable when LVL field on the DSCR form/screen indicate

29.6.4.8 SO1 - Sequence Override Level 1 - 6

Indicates whether to override normal sequencing for sub-caption in a caption arrangement.

VALID ENTRIES:

Entry	Description
A	Place After
F	Place First

Note 1: Valid entry of A is used to indicate Recapped indented text in the SEQTEXT field on the DSCR form/screen.

Note 2: Valid entry of F is used to indicate New indented text in the LTEXT field on the DL form/screen.

DATA CHARACTERISTICS: 1 alpha character

EXAMPLE:

A

CONDITIONAL USAGE NOTES:

Note 1: Optional when INS1 field is "N", otherwise prohibited.

Note 2: Prohibited when "Z" is indicated in the LACT field of the DL (Directory Listing) form/screen.

BUSINESS RULES:

Rule 1: This field is used to indicate irregular placement for NEW sub-captions within a caption.

Rule 2: This field is repeatable when the LVL field indicates level 1- 6.

29.6.4.9 SEQTEXT1 - Sequence Text Level 1

Identifies the indent text that a sequence override place after should follow.

VALID ENTRIES: None

DATA CHARACTERISTICS: Up to 85 alpha/numeric characters

EXAMPLE:

Wallnut Grove Office

CONDITIONAL USAGE NOTES:

Note 1: Required when the SO1 is A, INS1 is N, and referenced INDENT has text.

Note 2: Prohibited when " Z " indicated in the LACT field on the DL (Directory Listing) screen/form.

BUSINESS RULES:

Rule 1: This field is used to indicate recapped text when irregular placement of a new sub-caption within a caption arrangement is desired.

Rule 2: This field is repeatable when the LVL field on the DSCR form/screen indicates level 1 - 6.

29.6.4.10 SEQADDR1 - Sequence Address Level 1 - 6

Identifies the address text of an indent that a sequence override place after should follow.

VALID ENTRIES: None

DATA CHARACTERISTICS: Up to 100 alpha/numeric characters

EXAMPLE:

2301 W Main Blvd Walnut Grove

CONDITIONAL USAGE NOTES:

Note 1: Required when the SO1 = A, the INS1 = N, and the referenced indent has an address.

Note 2: Prohibited when " Z " indicated in the LACT field on the DL (Directory Listing) screen/form.

BUSINESS RULES:

Rule 1: This field is used to indicate the recapped address when irregular placement of a new sub-caption within a caption arrangement is desired.

Rule 2: This field is repeatable when the LVL field on the DSCR form/screen indicates level 1 - 6.

29.6.4.11 SEQTN1 - Sequence Telephone Number Level 1 - 6

Identifies the telephone number of the indent line that a sequence override place after should follow.

VALID ENTRIES: None

DATA CHARACTERISTICS:

Manual: 3 numeric characters **or** 12 numeric characters (including 2 preprinted hyphens)

Electronic: 3 numeric characters **or** 10 numeric characters

EXAMPLE:

Manual

911

562--123--4321

Electronic

911

5621234321

CONDITIONAL USAGE NOTES:

Note 1: Required when the SO1 = A, and the referenced indent has a telephone number.

Note 2: When SEQTN value is 3 numerics, 2nd and 3rd numerics *must* be '1', '1'.

Note 3: Prohibited when " Z " indicated in the LACT field on the DL (Directory Listing) screen/form.

BUSINESS RULES:

Rule 1: This field is used to indicate a recapped telephone number when irregular placement of a new sub-caption within a caption arrangement is desired.

Rule 2: This field is repeatable when the LVL field on the DSCR form/screen indicates level 1 - 6.

29.6.4.12 INTN - Indent Level Telephone Number

Identifies the telephone number on the prior level indent.

VALID ENTRIES: None

DATA CHARACTERISTICS:

Manual: 3 numeric characters **or** 12 numeric characters(including 2 preprinted hyphens)

Electronic: 3 numeric characters **or** 10 numeric characters

EXAMPLE:**Manual**

911

210--777--1111

Electronic

911

2107771111

CONDITIONAL USAGE NOTES:

Note 1: Required when the recapped indentions, outside of a caption arrangement, has a listed telephone number, otherwise prohibited.

Note 2: Prohibited when the INADDR or INTEXT is not populated.

Note 3: Prohibited when " Z " indicated in the LACT field on the DL (Directory Listing) screen/form.

BUSINESS RULES: None

29.6.4.13 INNSTN - Indent Level Non Standard Telephone Number

Identifies non standard telephone number on the prior level indent. This field is used to identify non-standard numbers which are not in the Standard North American Numbering Plan format, e.g., stylist numbers, N11 service.

VALID ENTRIES: None

DATA CHARACTERISTICS: Up to 20 alpha/numeric characters

EXAMPLE:

911

CONDITIONAL USAGE NOTES:

Note 1: Required when the recapped indentation, outside of a caption arrangement has a non-standard telephone number.

Note 2: Prohibited when " Z " indicated in the LACT field on the DL (Directory Listing) screen/form.

BUSINESS RULES: None

29.6.4.14 INTEXT - Indent Level Text

Identifies text within a caption arrangement.

VALID ENTRIES: None

DATA CHARACTERISTICS: Up to 50 alpha/numeric characters

EXAMPLE:

Branch Office

CONDITIONAL USAGE NOTES:

Note 1: Prohibited when the INS1 field is not N or E.

Note 2: Prohibited when " Z " indicated in the LACT field on the DL (Directory Listing) screen/form.

BUSINESS RULES:

Manual:

Rule: This field is used to indicate recapped text for existing sub-caption listings.

Electronic: None

29.6.4.15 INADDR - Indent Level Address

Identifies the address on the prior level indent.

VALID ENTRIES: None

DATA CHARACTERISTICS: Up to 100 alpha/numeric characters

EXAMPLE:

125 Main Walnut Grove

CONDITIONAL USAGE NOTES:

Note 1: Required when the recapped indentation is an address.

Note 2: Prohibited when "Z" is indicated in the LACT field of the DL (Directory Listing) form/screen.

Note 3: Prohibited when the INS1 field is not populated with "N" or "E".

BUSINESS RULES: None

29.7 LS - Loop Service

29.7.1 Description

This section describes the Loop Service (LS) form/screen entries. Each field on the LS form/screen is identified and defined. The LS form/screen must always be accompanied by the Local Service Request (LSR) and End User (EU) forms/screens.

These request forms/screens were designed with the intent to require a minimum of input information.

The LS form/screen contains two sections: Administrative and Service Details. The fields are presented in the order they appear on the LSOG Version 4 forms.

These request forms/screens were designed with the intent to require a minimum of input information.

29.7.2 Administrative Section Fields

29.7.2.1 PON - Purchase Order Number

Identifies the CLEC's unique purchase-order or requisition number that authorizes the issuance of this request or supplement.

VALID ENTRIES:

Upper Case alpha (A - Z)

Numeric (0 - 9)

Symbols limited to: period (.), comma (,), hyphen (-) and apostrophe (')

DATA CHARACTERISTICS: Up to 16 alpha/numeric characters

EXAMPLE:

824Z9

CONDITIONAL USAGE NOTES:

Note: This field is required.

BUSINESS RULES:

Rule 1: The Purchase Order Number may be reused after two years and one day. This is based on the original due date of the PON, regardless of the SUPs issued to change the original due date.

Rule 2: Every new request requires a unique PON. A new PON must be issued when requesting listings for different end users.

Rule 3: This entry must be identical to the PON field on the LSR form/screen.

Rule 4: When issuing a SUP, the same PON on the original LSR form/screen should be used however the VER field must be different.

29.7.2.2 VER - Version Identification

Identifies the CLEC's version number.

VALID ENTRIES: 00 - 99 or blank

DATA CHARACTERISTICS: 2 numeric characters

EXAMPLE:

01

CONDITIONAL USAGE NOTES:

Note: Required on a re-issuance (supplement), the CLEC must populate this field to uniquely distinguish this LSR form/screen from any other version.

BUSINESS RULES:

Rule 1: The CLEC must populate this field to indicate the PON is a SUP and not the original.

Rule 2: The CLEC must populate this field with a sequential number at least one digit higher than that of the preceding supplement to this PON.

Rule 3: On an initial LSR, the VER field must be '00' or blank.

Rule 4: This entry must be identical to the VER on the LSR form/screen and all other forms/screens submitted on this request.

29.7.2.3 AN - Account Number

Identifies the main account number assigned by the NSP. It is a non-dialable, non-standard number (e.g., miscellaneous account number).

VALID ENTRIES:

Manual: N = New Account Number or a valid miscellaneous Account Number

Electronic: a valid miscellaneous Account Number

DATA CHARACTERISTICS:

Manual: 1 alpha **or** up to 20 alpha/numeric characters

Electronic: 10 alpha/numeric **or** 13 alpha/numeric characters

Electronic:

EXAMPLE:

Manual

N

404--M23--1234

Electronic

404M231234

404M231234567

CONDITIONAL USAGE NOTES:

Note: Required when the ATN field on the LSR is not populated.

BUSINESS RULES:

Rule: This entry must be identical to the AN on the LSR and all other submitted forms/screens.

29.7.2.4 ATN - Account Telephone Number

Identifies the main account telephone number assigned by the NSP-Network Service Provider.

VALID ENTRIES:

Manual: N = New Account Telephone Number **or** a valid Account TelephoneNumber

Electronic: a valid Account Telephone Number

DATA CHARACTERISTICS:

Manual: 12 numeric characters (including 2 preprinted hyphens)

Electronic: 10 numeric characters

EXAMPLE:

Manual

N

201--555--1212

Electronic

2015551212

CONDITIONAL USAGE NOTES:

Note: Required when the AN field on the LSR form/screen is not populated.

BUSINESS RULES: None

Rule: This entry must be identical to the ATN on the LSR and all other submitted forms/screens.

29.7.2.5 LQTY - Loop Quantity

Identifies the quantity of loops involved in this service request.

NOTE: If ordering Network Interface Devices, populate with the number of NIDs to be installed at end user address.

VALID ENTRIES: 000 – 999

DATA CHARACTERISTICS: 3 numeric characters

EXAMPLE:

008

CONDITIONAL USAGE NOTES: None

BUSINESS RULES: None

29.7.2.6 PG__OF__ - Page of

Identifies the page number and total number of pages contained in this request.

VALID ENTRIES: None

DATA CHARACTERISTICS: Maximum of 4 numeric characters

EXAMPLE:

01 of 04

CONDITIONAL USAGE NOTES:

Note: This field is required, when requesting service in a manual environment (FAX).

BUSINESS RULES:

Rule: First field is individual page number, second field is total number of pages.

29.7.3 Service Details Fields

29.7.3.1 LOCNUM - Location Number

Identifies the service location number for the service requested.

NOTE: The Location Number is assigned by the customer and is retained until the service is disconnected.

VALID ENTRIES: None

DATA CHARACTERISTICS: 3 numeric characters

EXAMPLE:

118

CONDITIONAL USAGE NOTES: None

BUSINESS RULES:

Rule 1: This field must match the LOCNUM indicated on the End User form/screen.

Rule 2: The Location Number is assigned by the customer and is retained until the service is disconnected.

Rule 3: The first location can be 000 and greater than 000 at each secondary location.

Rule 4: The LOCNUM must be sequential when establishing new or additional service locations for the same ATN.

Rule 5: LOCNUM must be unique per service location.

Rule 6: This field is used to indicate service terminating at one or more locations for the same ATN account (e.g. DPA).

Manual:

Rule: Additional Loop Service forms must be completed for each LOCNUM associated with the same ATN.

Electronic:

Rule: When LOCNUM of service is received with blank data, LEO will replace with zeros (000) and accept as a valid value.

29.7.3.2 LNUM - Line Number

Identifies the first line or trunk as a unique number and each additional line or trunk segment as a unique number.

NOTE 1: Once it is generated, it cannot be changed and is retained through completion of the request.

NOTE 2: The values are to be assigned consecutively and must be *unique* throughout the request at the PON level.

VALID ENTRIES: 0 – 99999

DATA CHARACTERISTICS: Up to 5 numeric characters

EXAMPLE:

Manual

167

Electronic

00167

CONDITIONAL USAGE NOTES:

Note 1: This field is required to match a LOCNUM at End User location.

Note 2: LNUM must be *unique* within each LOCNUM.

BUSINESS RULES:

Manual :

Rule 1: LOCNUM is populated on the LS form, this field indicates the LNUM is associated with the LOCNUM on the LS form.

Rule 2: LNUM must be unique within each LOCNUM.

Electronic:

No additional rules.

29.7.3.3 LNA - Line Activity

Identifies the activity involved at the line level.

If ACT is:	Then LNA is:
N	N
C	N, C, D
D	Prohibited unless REQTYP is A with SECNCI
V	N, C

VALID ENTRIES:

Table QQ Line Activity Table

ENTRY	DESCRIPTION
N	New install and/or account
C	Change or modification to an existing account

- continued -

Table QQ Line Activity Table (continued)

ENTRY	DESCRIPTION
D	Disconnect
V	Conversion of service to new LSP (As specified)

DATA CHARACTERISTICS: 1 alpha character

EXAMPLE:

N

CONDITIONAL USAGE NOTES: None

BUSINESS RULES: None

29.7.3.4 CKR - Customer Circuit Reference

Identifies the circuit number assigned by the customer.

NOTE: It is used by the customer as a cross reference to the provider circuit ID and in many cases to identify the customer's end-to-end service.

VALID ENTRIES:

Upper Case alpha (A - Z), Numeric (0 - 9), hyphen (-), and trailing blanks

DATA CHARACTERISTICS: Up to 41 alpha/numeric characters

EXAMPLE:

L0002

CONDITIONAL USAGE NOTES: None

BUSINESS RULES: None

29.7.3.5 TSP - Telecommunications Service Priority

Indicates the provisioning and restoration priority as defined under the TSP Service Vendor Handbook.

NOTE 1: These codes are assigned by the TSP Program Office.

NOTE 2: TSP Service Vendor Handbook is issued by the National Service Emergency Preparedness (NSEP). They can be reached at 703-607-4932.

VALID ENTRIES:

Entry Format:

Character Position:	Description:
1st - 9th	Nine Character TSP Control Identifier
10th	Hyphen
11th	One Character Provisioning Priority Level (E, 0-5)
12th	One Digit Restoration Priority Level (0-5)

DATA CHARACTERISTICS: 12 alpha/numeric characters (including 1 hyphen)

EXAMPLE:

TSP12345C--E1

TSP12345C--00

'revocation'

CONDITIONAL USAGE NOTES: None

BUSINESS RULES: None

29.7.3.6 SAN - Subscriber Authorization Number

Identifies a number equivalent to the end user Purchase Order Number.

Note: This may, at the option of the customer, be a requirement when providing service to some governmental agencies.

VALID ENTRIES: None

DATA CHARACTERISTICS: Up to 30 alpha/numeric characters

EXAMPLE:

AB12345678

CONDITIONAL USAGE NOTES: None**BUSINESS RULES:** None**29.7.3.7 ECCKT - Exchange Company Circuit ID**

Identifies a provider's circuit identification.

NOTE 1: The format of the field is defined by the provider.

NOTE 2: All components within the ID should be delimited by either virgules or periods.

NOTE 3: The layout of the field may be defined by the COMMON LANGUAGE standards.

NOTE 4: When a component of CLT, CLS, and CLF is purposely omitted, the component should still be delimited and compressed to eliminate any spaces.

NOTE 5: If all positions in a component of CLT, CLS, and CLF are not populated, the component should be compressed to eliminate any spaces.

VALID ENTRIES:

Circuit ID	Description:
Telephone Number Format:	Prefix/Service Code and modifier /NPA/NXX/XXXX/ Terminal Number (if applicable). This format may be up to 30 characters in length.
Serial Number Format:	Prefix/Service Code and modifier/Serial Number/Suffix Code/AP Code/Segment Name (if applicable). This format may be up to 27 characters in length.
Facility ID Format:	Facility Designation/Facility Type/Office A Location/Office Z Location. This format may be up to 36 characters in length.

DATA CHARACTERISTICS: Up to 36 alpha/numeric characters**EXAMPLE:****Telephone Number Format:**

A2.SBFS.201.981.3500.800.123.4567

Serial Number Format:

A2.LBFS.123456.001.NY

Facility ID Format:

101.T1.NYCMNY50.NYCMNY54W01

CONDITIONAL USAGE NOTES:

Note: Required when REQTYP A / ACT = T for EELs circuits.

BUSINESS RULES: None

29.7.3.8 CFA - Connecting Facility Assignment

Identifies the provider's carrier system and channel to be used.

NOTE 1: The range of assignments should be provided on the DL (Design Layout) during the provisioning of the service.

NOTE 2: The customer specifies the particular carrier system and channel or channels to be utilized.

NOTE 3: All element entries of the Connecting Facility Assignment are left justified with no trailing spaces.

VALID ENTRIES:

Facility Identification	Description:
Facility Designation	Uniquely identifies a particular facility type between two terminal locations (up to 5 characters followed by a delimiter).
Facility Type:	Usually identified through the use of a code set found in the Telcordia Technologies (formerly known as BellCore) Practice BR-795-450-100 (up to 6 characters followed by a delimiter).
Channel/Pair Number:	Number of the facility that is being used to provide the service (up to 5 characters followed by a delimiter).

- continued -

- continued -

Facility Identification	Description:
"A" Location	Location of the facility termination that has the lower alphanumeric CLLI code (8-11 characters, followed by a delimiter).
"Z" Location	Location of the facility termination that has the higher alphanumeric CLLI code (8-11 characters).

Note: Virgules (/) are used as delimiters to separate the different elements of the CFA.

DATA CHARACTERISTICS: Up to 42 alpha/numeric characters

EXAMPLE:

101/T1/3/BSTMAGTOGO/BSTMATCG0

CONDITIONAL USAGE NOTES:

Note: Required when utilizing Hi-Cap facilities and the customer has assignment control, otherwise optional.

BUSINESS RULES:

Rule: When ordering a DS-1, DS-3 or STS-1 Interoffice Channel (IOC), 2 TxTIE CFAs are required. Show the termination CFA in the REMARKS field on the LS form as "SCFA" (Secondary CFA).

29.7.3.9 SYSTEM ID - System Identification

Identifies the customer's system to be used in a collocation arrangement.

VALID ENTRIES: None

DATA CHARACTERISTICS: 5 alpha/numeric characters

EXAMPLE:

AA

101

CA101

CONDITIONAL USAGE NOTES: None

BUSINESS RULES: None

29.7.3.10 CABLE ID - Cable Identification

Identifies the provider's central office cable to be connected to the customer's collocated equipment.

VALID ENTRIES: None

(The first character of the CABLE ID *must* be 'P 'or 'V '.)

DATA CHARACTERISTICS: 5 alpha/numeric characters

EXAMPLE:

XXX01

CONDITIONAL USAGE NOTES: None

BUSINESS RULES: None

29.7.3.11 SHELF - Shelf

Identifies the number assigned to the customer's shelf to be used in a collocation arrangement.

VALID ENTRIES: None

DATA CHARACTERISTICS:

Manual: 6 alpha/numeric characters

Electronic: Up to 6 alpha/numeric characters

EXAMPLE:

20

CONDITIONAL USAGE NOTES: None

BUSINESS RULES: None

29.7.3.12 SLOT - Slot

Identifies the customer's specific connection slot to be used in a collocation arrangement.

VALID ENTRIES: None

DATA CHARACTERISTICS: 6 alpha/numeric characters

EXAMPLE:

07

CONDITIONAL USAGE NOTES: None

BUSINESS RULES: None

29.7.3.13 RELAY RACK - Relay Rack

A code that identifies the customer's bay/cabinet in a collocation arrangement and may also include the floor and aisle where the specific piece of equipment is located.

VALID ENTRIES: None

DATA CHARACTERISTICS: Up to 10 alpha/numeric characters

EXAMPLE:

10052--03

CONDITIONAL USAGE NOTES:

Note: Required when the customer has assignment control in an arrangement, otherwise optional.

BUSINESS RULES: None

29.7.3.14 CHAN/PAIR - Channel/Pair

Identifies the specific channel or pair within the provider's cable to be used for connection.

VALID ENTRIES: None

DATA CHARACTERISTICS: 5 alpha/numeric characters

EXAMPLE:

24

CONDITIONAL USAGE NOTES: None

BUSINESS RULES: None

29.7.3.15 CHAN/PAIR 2- Channel/Pair 2

Identifies the specific second channel or second pair within the provider's cable to be used for four wire loops.

VALID ENTRIES: None

DATA CHARACTERISTICS: 5 alpha/numeric characters

EXAMPLE:

24

CONDITIONAL USAGE NOTES:

Note: Required CABLE ID is populated and request is for four wire loops.

BUSINESS RULES: None

29.7.3.16 JK CODE - Jack Code

Indicates the standard code for the particular registered or non-registered jack used to terminate the service.

NOTE 1: Familiarization with the FCC's registration rules is requisite for all parties involved for the determination of the proper jack code for a given registered service.

NOTE 2: Registered jacks used to terminate category 1 and 3 services begin with the designation "RJ".

VALID ENTRIES: None

DATA CHARACTERISTICS: 5 alpha/numeric characters

EXAMPLE:

RJ21X

CONDITIONAL USAGE NOTES:

Note: Required when the NIDR field is populated with "Y" .

BUSINESS RULES: None

29.7.3.17 JK NUM - Jack number

Identifies the number of the jack used on end user connections.

VALID ENTRIES: None

DATA CHARACTERISTICS: 2 alpha/numeric characters

EXAMPLE:

B2

CONDITIONAL USAGE NOTES:

Note: Required when the JK CODE field is populated.

BUSINESS RULES:

Rule: When the jack identification is unknown, enter '99' in this field.

29.7.3.18 JK POS - Jack Position

Identifies the position in the jack that a particular service will occupy.

NOTE: When jack position is unknown, enter '99' in this field to specify next available position.

VALID ENTRIES: None

DATA CHARACTERISTICS: 2 numeric characters

EXAMPLE:

99

CONDITIONAL USAGE NOTES:

Note: Required when JK CODE field is populated.

BUSINESS RULES: None

29.7.3.19 JR - Jack Request

Indicates a request for a new jack.

VALID ENTRIES:

ENTRY	DESCRIPTION
Y	Yes
N	No

DATA CHARACTERISTICS: 1 alpha character

EXAMPLE:

Y

CONDITIONAL USAGE NOTES: None

BUSINESS RULES: None

29.7.3.20 NIDR - NID Request

Indicates a request for a new Network Interface Device (NID).

VALID ENTRIES:

ENTRY	DESCRIPTION
Y	Yes
N	No

DATA CHARACTERISTICS: 1 alpha character

EXAMPLE:

Y

CONDITIONAL USAGE NOTES: None

BUSINESS RULES:

Manual: None

Electronic:

Rule 1: A Network Interface Device (NID) is provisioned as an integral part of BellSouth UNE Loop Services. Population of " Y " in this field would **indicate a desire to add an additional (second) NID.**

Rule 2: CLEC must request NID if one is to be installed at the end user's premises.

Rule 3: If NID is required and not on order the technician will contact the CLEC for instructions.

29.7.3.21 IWJK - Inside Wire Jack Code

Indicates the standard code for the type of jack requested for inside wiring. Indicates the standard code for the type of jack requested for inside wiring.

NOTE 1: When multiple lines are terminating in one multi-line jack, the IWJK and IWJQ fields should only be populated for the first line.

NOTE 2: Jacks may be ordered on a line-by-line basis.

VALID ENTRIES: None

DATA CHARACTERISTICS: 5 alpha/numeric characters

EXAMPLE:

RJ21X

CONDITIONAL USAGE NOTES:

Note 1: Required when the IWJQ field is populated.

BUSINESS RULES: None

29.7.3.22 IWJQ - Inside Wire Jack Quantity

Indicates the number of jacks requested for inside wiring.

NOTE 1: When multiple lines are terminating in one multi-line jack, the IWJK and IWJQ fields should only be populated for the first line.

NOTE 2: Jacks may be ordered on a line-by-line basis.

VALID ENTRIES: 01 – 99

DATA CHARACTERISTICS: 2 numeric characters

EXAMPLE:

01

CONDITIONAL USAGE NOTES:

Note 1: Required when the IWJK is populated.

Note 2: Required when the JR (Jack Request) field is " Y ".

BUSINESS RULES: None

29.7.3.23 DISC NBR - Disconnect Telephone Number

Identifies the existing end user telephone number of the associated bundled service which is to be disconnected with the conversion.

VALID ENTRIES: None

DATA CHARACTERISTICS:

Manual: 12 numeric characters (including 2 preprinted hyphens)

Electronic: 10 numeric characters

EXAMPLE:

Manual

201--699--1234

Electronic

2016991234

CONDITIONAL USAGE NOTES:

Note 1: Required of TER field is populated.

Note 2: Required when converting from retail/resale to SL1.

BUSINESS RULES:

Manual:

Rule: The TN populated should not appear on the DISC NBR field of the EU form.

Electronic:

No additional rules.

29.7.3.24 TER - Terminal Number

Identifies a non-lead line in a multi-line hunt group.

NOTE: This entry may represent the maintenance number assigned to a member of a multi-line hunt group.

VALID ENTRIES: None

DATA CHARACTERISTICS:

Manual: Up to 8 alpha/numeric characters

Electronic: Up to 10 alpha/numeric characters

EXAMPLE:

0005

718--1000

CONDITIONAL USAGE NOTES: None

BUSINESS RULES: None

29.7.3.25 TC OPT - Transfer of Call Options

Identifies the type of transfer of call option requested by the end user for the disconnected telephone number when the standard intercept report is not desirable.

VALID ENTRIES:

Custom Code Identifier	Intercept Report
TC = Transfer of Calls	Transfer of Calls. The number you have reached XXX-XXXX has been changed. The new number is XXX-XXXX.
NO = None	None. The number you have reached has been disconnected.
ST = Split	Split. The called number is routed to an operator / recording who verifies the number being called and then the new number(s) quoted by a recording or intercept operator.

Additional Valid Entry for Manual:

Custom Code Identifier	Intercept Report
CA =	Used to cancel a transfer of call option when a number is disconnected. "The number you have reached has been disconnected.

DATA CHARACTERISTICS:

Manual: 3 alpha/numeric characters

Electronic: 2 alpha characters

EXAMPLE:

NO

CONDITIONAL USAGE NOTES: None

BUSINESS RULES:

Manual:

Rule 1: If intercept report type field is not provided, a standard intercept report will be assigned based on order activity.

Rule 2: A reference from a business telephone number to a residence telephone number is prohibited.

Electronic: No additional rules.

29.7.3.26 TC TO PRI - Transfer of Calls To Primary Number

Identifies the telephone number to which calls are to be referred.

VALID ENTRIES: None

DATA CHARACTERISTICS:

Manual: 12 numeric characters(including 2 preprinted hyphens)

Electronic: 10 numeric characters

EXAMPLE:

Manual

201--699--1234

Electronic

2016991234

CONDITIONAL USAGE NOTES:

Note: Required when TC or ST is populated in the TC OPT field, otherwise prohibited.

BUSINESS RULES: None

29.7.3.27 TC TO SEC - Transfer of Calls To Secondary Number

Identifies the telephone number to which calls are to be referred.

VALID ENTRIES: None

DATA CHARACTERISTICS:

Manual: 12 numeric characters(including 2 preprinted hyphens)

Electronic: 10 numeric characters

EXAMPLE:

Manual

201--699--1235

Electronic

2016991235

CONDITIONAL USAGE NOTES:

Note: Required when TC or ST is populated in the TC OPT field, otherwise prohibited.

BUSINESS RULES: None

29.7.3.28 TCID - Transfer of Calls To Identifier

Identifies the sequence of telephone numbers and names associated with split transfer of calls.

VALID ENTRIES:

Table RR Transfer of Calls Identifier Table

ENTRY	DESCRIPTION
01	Name associated with TC TO PRI.
02	Name associated with TC TO SEC.

DATA CHARACTERISTICS: 2 numeric characters

EXAMPLE:

01

CONDITIONAL USAGE NOTES:

Note: Both TCID (01) and TCID (02) required when ST is populated in the TC OPT field, otherwise prohibited.

BUSINESS RULES:**Manual:**

No additional notes.

Electronic:

Rule 1: TCID (01) and TCID (02) can *not* be the same value.

Rule 2 : TCID (02) *not* allowed if TCID (01) not present.

29.7.3.29 TC NAME - Transfer of Calls To Name

Identifies the name or special instructions associated with TC TO to which calls are referred when split of calls is requested

VALID ENTRIES: None

DATA CHARACTERISTICS: Up to 35 alpha/numeric characters

EXAMPLE:

JOE SMITH

CONDITIONAL USAGE NOTES:

Note: Required when the TC OPT field is ST, otherwise prohibited.

BUSINESS RULES: None

29.7.3.30 TC PER - Transfer of Calls Period

Indicates the requested date that the transfer of calls, specified in the TC TO field, is to be removed and the standard recorded announcement is to be provided. When the standard period of transfer (provided by the provider) is acceptable, the field is to be left blank.

VALID ENTRIES:

Manual Entry Format:

Character Position:	Description:
1st and 2nd	Two Digit Month (01-12)
3rd	Always a Hyphen
4th and 5th	Two Digit Day (01-31)
6th	Always a Hyphen
7th and 8th	Two Digit Century (20-99)
9th and 10th	Two Digit Year (00-99)

Electronic Entry Format:

Character Position:	Description:
1st and 2nd	Two Digit Century (20-99)
3rd and 4th	Two Digit Year (00-99)
5th and 6th	Two Digit Month (01-12)
7th and 8th	Two Digit Day (01-31)

DATA CHARACTERISTICS:

Manual: 10 alpha/numeric characters (including 2 hyphens)

Electronic: 8 numeric characters

EXAMPLE:

Manual

03--31--2001

Electronic

20010331

CONDITIONAL USAGE NOTES:

Note : Prohibited when TC OPT is not ST or TC.

BUSINESS RULES: None

29.7.3.31 TC FR - Transfer of Calls From

Identifies the telephone number to which calls are to be referred from.

VALID ENTRIES: None

DATA CHARACTERISTICS: 10 numeric characters

EXAMPLE:

201--699--1234

USAGE NOTES:

Note: Required when ST is populated in the TC OPT field, otherwise prohibited.

BUSINESS RULES: None

29.7.3.32 LEAN - Line Existing Account Number

Supports consolidating working telephone numbers that reside in Old LSP-Local Service Provider existing account(s) to a single Account Number (AN).

NOTE: Supports consolidating working telephone numbers that resides in old LSP existing account(s) to a single account telephone number.

VALID ENTRIES: None

DATA CHARACTERISTICS:

Manual: 20 alpha/numeric characters **or** for Line Share use 4 alpha characters

Electronic: 10 **or** 13 alpha/numeric characters

EXAMPLE:

Manual

201--M23--1234

201--M23--1234--678

SLTN (for Line Share)

Electronic

201M231234

201M231234678

CONDITIONAL USAGE NOTES:

Note 1: Required when ACT field is V and the LEATN, EAN or EATN fields are not populated, otherwise optional.

Note 2: Prohibited when the 1st character of TOS field is *not* 1 or 2.

Note 3: Prohibited when the 2nd character of TOS field is *not* A or B.

BUSINESS RULES:

Rule 1: On REQ TYP A (Line Share) request where TOS 2nd character = R, this field is to be populated with SLTN.

29.7.3.33 LEATN - Line Existing Account Telephone Number

Supports consolidating working telephone numbers that reside in Old LSP-Local Service Provider existing account(s) to a single Account Telephone Number (ATN).

NOTE: Supports one end user's multiple accounts of the same service type at one end user location.

VALID ENTRIES: None

DATA CHARACTERISTICS:

Manual: 12 numeric characters (including 2 preprinted hyphens)

Electronic:

- 10 or 13 numeric characters for EDI
- 10 numeric characters for TAG

EXAMPLE:

Manual

201--555--1234

Electronic

2015551234

2015551234678

CONDITIONAL USAGE NOTES:

Note 1: Required when ACT field is V and the LEAN, EAN or EATN fields are not populated, otherwise optional.

Note 2: Prohibited when the 1st character of TOS field is *not* 1 or 2.

Note 3: Prohibited when the 2nd character of TOS field is *not* A or B.

BUSINESS RULES:

Rule 1: On REQ TYP A (Line Share) request where TOS 2nd character = R, this field is to be populated with the 10-digit telephone number of the voice service that Line Sharing is being provisioned.

29.7.3.34 SLTN - Shared Line Telephone Number

Supports working telephone number of voice service in which line sharing service is to be provisioned.

VALID ENTRIES:

Electronic: 10 numeric characters

EXAMPLE:

Electronic

2015551234

CONDITIONAL USAGE NOTES: None

BUSINESS RULES:

Rule 1: On REQ TYP A (Line Share) request where TOS 2nd character = R, this field is to be populated with the 10-digit telephone number of the voice service that Line Sharing is being provisioned.

29.7.3.35 REMARKS - Remarks

Identifies a free flowing field which can be used to expand upon and clarify other data on this form.

VALID ENTRIES: None

DATA CHARACTERISTICS: Up to 160 alpha/numeric characters

EXAMPLE:

SUP TO DELETE TN 111--222--3333

CONDITIONAL USAGE NOTES: None

BUSINESS RULES:

Rule 1: When ordering a new EEL, populate this field with the name of the EEL (Type of IOC, Type of Mux, Type of Loop).

Rule 2: When ordering an EEL with channelization (a mux), specify the location in REMARKS field as MUXLOC.

Rule 3: If a 4-Wire loop is ordered on a manual LSR, the CHAN/PAIR 2 information is to be placed in REMARKS on the manual LS form.

29.8 LSNP - Loop Service with Number Portability

29.8.1 Description

This section describes the Loop Service with Number Portability (LSNP) form/screen entries. Each field on the LSNP form/screen is identified and defined. The LSNP form/screen must always be associated with the Local Service Request (LSR) and End User (EU) forms/screens.

These request forms/screens were designed with the intent to require a minimum of input information.

29.8.2 Administrative Section Fields

29.8.2.1 PON - Purchase Order Number

Identifies the CLEC's unique purchase-order or requisition number that authorizes the issuance of this request or supplement.

VALID ENTRIES:

Upper Case alpha (A - Z)

Numeric (0 - 9)

Symbols limited to: period (.), comma (,), hyphen (-) and apostrophe (')

DATA CHARACTERISTICS: Up to 16 alpha/numeric characters

EXAMPLE:

824Z9

CONDITIONAL USAGE NOTES:

Note : This field is required.

BUSINESS RULES:

Rule 1: The Purchase Order Number may be reused after two years and one day. This is based on the original due date of the PON, regardless of the SUPs issued to change the original due date.

Rule 2: Every new request requires a unique PON. A new PON must be issued when requesting listings for different end users.

Rule 3: This entry must be identical to the PON field on the LSR form/screen.

Rule 4: When issuing a SUP, the same PON on the original LSR form/screen should be used however the VER field must be different.

29.8.2.2 VER - Version Identification

Identifies the CLEC's version number.

VALID ENTRIES: 00 - 99 or blank

DATA CHARACTERISTICS: 2 numeric characters

EXAMPLE:

01

CONDITIONAL USAGE NOTES:

Note: Required on a re-issuance (supplement), the CLEC must populate this field to uniquely distinguish this LSR form/screen from any other version.

BUSINESS RULES:

Rule 1: The CLEC must populate this field to indicate the PON is a SUP and not the original.

Rule 2: The CLEC must populate this field with a sequential number at least one digit higher than that of the preceding supplement to this PON.

Rule 3: On an initial LSR, the VER field must be 00 or blank.

Rule 4: This entry must be identical to the VER on the LSR form/screen and all other forms/screens submitted on this request.

29.8.2.3 AN - Account Number

Identifies the main account number assigned by the NSP. It is a non-dialable, non-standard number (e.g., miscellaneous account number).

VALID ENTRIES:

Manual: N = New Account Number **or** a valid miscellaneous Account Number

Electronic: a valid miscellaneous Account Number

DATA CHARACTERISTICS:

Manual: 1 alpha **or** up to 20 alpha/numeric characters

Electronic: 10 alpha/numeric **or** 13 alpha/numeric characters

Electronic:

EXAMPLE:

Manual

N

404--M23--1234

Electronic

404M231234

404M231234567

CONDITIONAL USAGE NOTES:

Note: This field is required for REQ TYP B with either a miscellaneous billing account (CRIS) or CABS billing account.

BUSINESS RULES:

Rule: This entry must be identical to the AN on the LSR and all other submitted forms/screens.

29.8.2.4 ATN - Account Telephone Number

Identifies the account telephone number assigned by the NSP. It is a dialable telephone number.

VALID ENTRIES:

Manual: N = New Account Telephone Number **or** a valid Account TelephoneNumber

Electronic: a valid Account Telephone Number

DATA CHARACTERISTICS:

Manual: 12 numeric characters (including 2 preprinted hyphens)

Electronic: 10 numeric characters

EXAMPLE:**Manual**

N

201--555--1212

Electronic

2015551212

CONDITIONAL USAGE NOTES:

Note: Required for REQ TYP B, NPT = D (LNP) and the LNLN field is populated.

BUSINESS RULES: None

Rule: This entry must be identical to the ATN on the LSR and all other submitted forms/screens.

29.8.2.5 LQTY - Loop Quantity

Identifies the quantity of loops involved in this service request.

NOTE: If ordering Network Interface Devices, populate with the number of NIDs to be installed at end user address.

VALID ENTRIES: 000 – 999

DATA CHARACTERISTICS: 3 numeric characters

EXAMPLE:

008

CONDITIONAL USAGE NOTES: None

BUSINESS RULES: None

29.8.2.6 NPQTY - Number Portability Quantity

Identifies the quantity of ported numbers involved in this service request.

VALID ENTRIES: 00000 – 99999

DATA CHARACTERISTICS: 5 numeric characters

EXAMPLE:

00008

CONDITIONAL USAGE NOTES: None

BUSINESS RULES: None

29.8.2.7 PG__OF__ - Page of

Identifies the page number and total number of pages contained in this request.

VALID ENTRIES: None

DATA CHARACTERISTICS: Maximum of 4 numeric characters

EXAMPLE:

01 of 04

CONDITIONAL USAGE NOTES:

Note: This field is required, when requesting service in a manual environment (FAX).

BUSINESS RULES:

Rule: First field is individual page number, second field is total number of pages.

29.8.3 Service Details Section Fields**29.8.3.1 LOCNUM (Header level) - Location Number**

Identifies this service location number for the service requested.

NOTE: The Location Number is assigned by the customer and is retained until the service is disconnected.

VALID ENTRIES: 000 – 999

DATA CHARACTERISTICS: 3 numeric characters

EXAMPLE:

000

001

CONDITIONAL USAGE NOTES: None

BUSINESS RULES:

Rule 1 : This field must be identical to the LOCNUM field indicated on the EU form/screen.

Manual:

Rule 2: The Location Number is assigned by the customer and is retained until the service is disconnected.

Rule 3: The first location must be 000 and greater than 000 at each secondary location.

Rule 4: The LOCNUM must be sequential when establishing new or additional service locations for the same ATN.

Rule 5: LOCNUM must be unique per service location.

Rule 6: Additional Resale forms/screens must be completed for each LOCNUM associated with the same ATN.

Rule 7: This field is used to indicate service terminating at one or more locations for the same ATN account (e.g. DPA).

Electronic: None

29.8.3.2 LNUM - Line Number

Identifies the first line or trunk as a unique number and each additional line or trunk segment as a unique number.

NOTE 1: Once it is generated, it cannot be changed and is retained through completion of the request.

NOTE 2: The values are to be assigned consecutively and must be unique throughout the request at the PON level.

VALID ENTRIES: 0 – 99999

DATA CHARACTERISTICS: Up to 5 numeric characters

EXAMPLE:

Manual

167

Electronic

00167

CONDITIONAL USAGE NOTES: None

BUSINESS RULES:

Manual:

Rule 1: When the LOCNUM is populated on the LS form/screen, this field indicates the LNUM is associated with the LOCNUM on the LS form/screen.

Electronic:

Rule 2: When LOCNUM of service is received with blank data, LEO will replace with zeros (000) and accept as a valid value.

29.8.3.3 NPI - Number Portability Indicator

Identifies the status of the telephone number being ported.

VALID ENTRIES:

Entry	Description
A	Ported Out Reserved TN
B	Ported Out Working TN Without Loop
C	Port In Working TN
D	Port In Reserved TN

DATA CHARACTERISTICS: 1 alpha character

EXAMPLE:

C

CONDITIONAL USAGE NOTES: None

BUSINESS RULES:

Rule: Reserved NUMBERS can only be ported out when associated with an active account.

29.8.3.4 LNA - Line Activity

Identifies the activity involved at the line level.

If ACT is:	Then LNA is:
C	N, C, D
D	Prohibited unless REQ TYP is A with SECNCI
W	Prohibited
V	D, N, V

- continued -

- continued -

If ACT is:	Then LNA is:
P	N, V
Q	N, V

VALID ENTRIES:

Entry	Description
N	New install
C	Change or modification to an existing service (If NPT = D, this LNA is used for INP to LNP conversions)
D	Disconnection
V	Conversion of service to new LSP (As specified)

DATA CHARACTERISTICS: 1 alpha character

EXAMPLE:

N

CONDITIONAL USAGE NOTES:

Manual:

No additional rules.

Electronic:

Note 1: For REQTYP B with NPT = D (LNP) at least one (1) must be "N" or "V".

Note 2: At least one LNA must be "N" or "V" if ACT = V, P, or Q.

BUSINESS RULES: None

29.8.3.5 CKR - Customer Circuit Reference

Identifies the circuit number assigned by the customer.

NOTE: It is used by the customer as a cross reference to the provider circuit ID and in many cases to identify the customer's end-to-end service.

VALID ENTRIES: None

DATA CHARACTERISTICS: Up to 41alpha/numeric characters

EXAMPLE:

L0002

CONDITIONAL USAGE NOTES: None

BUSINESS RULES: None

29.8.3.6 TSP - Telecommunications Service Priority

Indicates the provisioning and restoration priority as defined under the TSP Service Vendor Handbook.

NOTE 1: These codes are assigned by the TSP Program Office.

NOTE 2: TSP Service Vendor Handbook is issued by the National Service Emergency Preparedness (NSEP). They can be reached at 703-607-4932.

VALID ENTRIES:

Entry Format:

Character Position:	Description:
1st - 9th	Nine Character TSP Control Identifier
10th	One Character Provisioning Priority Level (E, 0-5)
11th	One Digit Restoration Priority Level (0-5)

DATA CHARACTERISTICS: 12 numeric characters (including 1 preprinted hyphen)

EXAMPLE:

TSP12345C--E1

TSP12345C--00

'revocation'

CONDITIONAL USAGE NOTES: None

BUSINESS RULES: None

29.8.3.7 LRN - Location Routing Number

Identifies a number used to uniquely identify a switch that has ported numbers and is used to route a call to the switch that owns the NPA - NXX portion of the LRN.

This field is NOT supported by BellSouth.

29.8.3.8 TDT - Ten Digit Trigger

Indicates the request for the activation of a ten digit trigger for local routing number portability.

This field is NOT supported by BellSouth.

29.8.3.9 SAN - Subscriber Authorization Number

Identifies a number equivalent to the end user Purchase Order Number (PON).

NOTE: This may, at the option of the customer, be a requirement when providing service to some governmental agencies.

VALID ENTRIES: None

DATA CHARACTERISTICS: Up to 30 alpha/numeric characters

EXAMPLE:

AB12345678

CONDITIONAL USAGE NOTES: None

BUSINESS RULES: None

29.8.3.10 ECCKT - Exchange Company Circuit ID

Identifies a provider's circuit identification.

NOTE 1: The format of the field is defined by the provider.

NOTE 2: All components within the ID should be delimited by either virgules or periods.

NOTE 3: The layout of the field may be defined by the COMMON LANGUAGE standards.

NOTE 4: When a component of CLT, CLS, and CLF is purposely omitted, the component should still be delimited and compressed to eliminate any spaces.

NOTE 5: If all positions in a component of CLT, CLS, and CLF are not populated, the component should be compressed to eliminate any spaces.

VALID ENTRIES:

Entry Format:

Circuit ID	Description
Telephone Number Format	Prefix/Service Code and modifier /NPA/NXX/XXXX Terminal Number (if applicable.) This format may be up to 30 characters in length.
Serial Number Format	Prefix/Service Code and modifier/Serial Number/Suffix Code/AP Code/Segment Name (if applicable). This format may be up to 27 characters in length.
Facility ID Format	Facility Designation/Facility Type/Office A Location/Office Z Location. This format may be up to 36 characters in length.

DATA CHARACTERISTICS: Up to 36 alpha/numeric characters

EXAMPLE:

Telephone Number:

A2/SBFS/201/981/3500

Serial Number:

A2/LBFS/032719/001/NY

Facility ID:

101/T1/NYCMNY50/NYCMNY54W01

CONDITIONAL USAGE NOTES: None

BUSINESS RULES: None

29.8.3.11 CFA - Connecting Facility Assignment

Identifies the provider's carrier system and channel to be used.

NOTE 1: The range of assignments should be provided on the DL (Design Layout) during the provisioning of the service.

NOTE 2: The customer specifies the particular carrier system and channel or channels to be utilized.

NOTE 3: All element entries of the Connecting Facility Assignment are left justified with no trailing spaces.

VALID ENTRIES:

Entry Format:

Facility Identification	Description:
Facility Designation	Uniquely identifies a particular facility type between two terminal locations (up to 5 characters followed by a delimiter).
Facility Type:	Usually identified through the use of a code set found in the Telcordia Technologies (formerly known as BellCore) Practice BR-795-450-100 (up to 6 characters followed by a delimiter).
Channel/Pair Number:	Number of the facility that is being used to provide the service (up to 5 characters followed by a delimiter).
"A" Location	Location of the facility termination that has the lower alphanumeric CLLI code (8-11 characters, followed by a delimiter).
"Z" Location	Location of the facility termination that has the higher alphanumeric CLLI code (8-11 characters).

Note: Virgules (/) are used as delimiters to separate the different elements of the CFA.

DATA CHARACTERISTICS: Up to 42 alpha/numeric characters

EXAMPLE:

101/T1/3/BSTMAGTOGO/BSTMATCG0

CONDITIONAL USAGE NOTES:

Note 1: Required when utilizing Hi-Cap facilities and the customer has assignment control, otherwise optional.

Note 2: Required when the NCI field is populated with 04QB9.11 or 04QB6.33, otherwise prohibited.

BUSINESS RULES:

Rule: Required when Chan/Pair and Cable ID fields are NOT populated.

29.8.3.12 SYSTEM ID - System Identification

Identifies the customer's system to be used in a collocation arrangement.

VALID ENTRIES: None

DATA CHARACTERISTICS: 5 alpha/numeric characters

EXAMPLE:

103AA

CONDITIONAL USAGE NOTES: None

BUSINESS RULES: None

29.8.3.13 CABLE ID - Cable Identification

Identifies the provider's central office cable to be connected to the customer's collocated equipment.

VALID ENTRIES: None

DATA CHARACTERISTICS: 5 alpha/numeric characters

EXAMPLE:

VXX01

CONDITIONAL USAGE NOTES:

Manual:

Note 1: Required when the customer has assignment control in a collocation arrangement.

Note 2: Required on non-designed services using REQTYPs A or B.

Electronic (LNP):

Note 3: Required on non-designed services using REQTYPs A or B.

BUSINESS RULES:

Rule: The first character must be "P" or "V".

29.8.3.14 SHELF - Shelf

Identifies the number assigned to the customer's shelf to be used in a collocation arrangement.

VALID ENTRIES: None

DATA CHARACTERISTICS: Up to 6 alpha/numeric characters

EXAMPLE:

07

CONDITIONAL USAGE NOTES: None

BUSINESS RULES: None

29.8.3.15 SLOT - Slot

Identifies the customer's specific connection slot to be used in a collocation arrangement.

VALID ENTRIES: None

DATA CHARACTERISTICS: Up to 6 alpha/numeric characters

EXAMPLE:

07

CONDITIONAL USAGE NOTES: None

BUSINESS RULES: None

29.8.3.16 RELAY RACK - Relay Rack

A code that identifies the customer's bay/cabinet in a collocation arrangement and may also include the floor and aisle where the specific piece of equipment is located.

VALID ENTRIES: None

DATA CHARACTERISTICS: Up to 10 alpha/numeric characters

EXAMPLE:

10052--03

CONDITIONAL USAGE NOTES:

Note: Required when the customer has assignment control in an arrangement, otherwise optional.

BUSINESS RULES: None

29.8.3.17 CHAN/PAIR - Channel/Pair

Identifies the specific channel or pair within the provider's cable to be used for connection.

VALID ENTRIES: None

DATA CHARACTERISTICS: Up to 5 alpha/numeric characters

EXAMPLE:

24

CONDITIONAL USAGE NOTES: None

Note: Required when the CABLE ID is populated.

BUSINESS RULES: None

29.8.3.18 CHAN/PAIR 2- Channel/Pair 2

Identifies the specific second channel or second pair within the provider's cable to be used for four wire loops.

VALID ENTRIES: None

DATA CHARACTERISTICS: 5 alpha/numeric characters

EXAMPLE:

24

CONDITIONAL USAGE NOTES:

Note: Required CABLE ID is populated and request is for four wire loops.

BUSINESS RULES: None

29.8.3.19 JK CODE - Jack Code

Indicates the standard code for the particular registered or non-registered jack used to terminate the service.

NOTE 1: Familiarization with the FCC's registration rules is requisite for all parties involved for the determination of the proper jack code for a given registered service.

NOTE 2: Registered jacks used to terminate category 1 and 3 services begin with the designation "RJ".

VALID ENTRIES: None

DATA CHARACTERISTICS: 5 alpha/numeric characters

EXAMPLE:

RJ21X

CONDITIONAL USAGE NOTES:

Note: Required when the NIDR field is populated with "Y".

BUSINESS RULES: None

29.8.3.20 JK NUM - Jack number

Identifies the number of the jack used on end user connections.

VALID ENTRIES: None

DATA CHARACTERISTICS: 2 alpha/numeric characters

EXAMPLE:

B2

CONDITIONAL USAGE NOTES:

Note: Required when the JK CODE field is populated.

BUSINESS RULES:

Rule: When the jack identification is unknown, enter "99" in this field.

29.8.3.21 JK POS - Jack Position

Identifies the position in the jack that a particular service will occupy.

NOTE: When jack position is unknown, enter "99" in this field to specify next available position.

VALID ENTRIES: None

DATA CHARACTERISTICS: 2 numeric characters

EXAMPLE:

99

CONDITIONAL USAGE NOTES:

Note: Required when the JK CODE field is populated.

BUSINESS RULES:

Rule: When the jack identification is unknown, enter "99" in this field.

29.8.3.22 JR - Jack Request

Indicates a request for a new jack.

VALID ENTRIES:

ENTRY	DESCRIPTION
Y	Yes
N	No

DATA CHARACTERISTICS: 1 alpha character

EXAMPLE:

Y

CONDITIONAL USAGE NOTES: None

BUSINESS RULES: None

29.8.3.23 NIDR - NID Request

Indicates a request for a new Network Interface Device (NID).

VALID ENTRIES:

ENTRY	DESCRIPTION
Y	Yes
N	No

DATA CHARACTERISTICS: 1 alpha character

EXAMPLE:

Y

CONDITIONAL USAGE NOTES: None

BUSINESS RULES:**Manual:**

No additional rules.

Electronic:

Rule 1: A Network Interface Device (NID) is provisioned as an integral part of BellSouth UNE Loop Services. Population of " Y " in this field would **indicate a desire to add an additional (second) NID** .

Rule 2: CLEC must request NID if one is to be installed at the end user's premises.

Rule 3: If NID is required and not on order the technician will contact the CLEC for instructions.

29.8.3.24 IWJK - Inside Wire Jack Code

Indicates the standard code for the type of jack requested for inside wiring.

NOTE 1: When multiple lines are terminating in one multi-line jack, the IWJK and IWJQ fields should only be populated for the first line.

NOTE 2: Jacks may be ordered on a line-by-line basis.

VALID ENTRIES: None

DATA CHARACTERISTICS: 5 alpha/numeric characters

EXAMPLE:

RJ21X

CONDITIONAL USAGE NOTES:

Note: Required when the IWJQ field is populated.

BUSINESS RULES: None

29.8.3.25 IWJQ - Inside Wire Jack Quantity

Indicates the number of jacks requested for inside wiring.

NOTE 1: When multiple lines are terminating in one multi-line jack, the IWJK and IWJQ fields should only be populated for the first line.

NOTE 2: Jacks may be ordered on a line-by-line basis.

VALID ENTRIES: 01 – 99

DATA CHARACTERISTICS: 2 numeric characters

EXAMPLE:

01

CONDITIONAL USAGE NOTES:

Note 1: Required when the IWJK is populated.

Note 2: Required when the JR (Jack Request) field is " Y ".

BUSINESS RULES: None

29.8.3.26 PORTED NBR - Ported Telephone Number

Identifies the telephone number to be ported.

VALID ENTRIES: None

DATA CHARACTERISTICS:

Manual: Up to 17 numeric characters (including 2 preprinted hyphens)

Electronic: 10 numeric characters

EXAMPLE:

Manual

201--699--1234

Electronic

2016991234

CONDITIONAL USAGE NOTES:

Note 1: Required when LEATN is populated and NPT = D (LNP).

Manual:

Note 2: Required when LNA = V.

Note 3: Prohibited when LNA = N.

Electronic:

No additional notes.

BUSINESS RULES:

Rule 1: A range of numbers is *prohibited* for REQTYP B, NPT = D (LNP) or REQTYP C, NPT = D (LNP).

Rule 2: On NPT = A, B, or C, this field indicates a number being disconnected when porting a multiline account and not all numbers are to be ported.

29.8.3.27 TNP - Total Number of Paths

Identifies the total number of talk paths, including the initial paths, associated with the ported number.

VALID ENTRIES: 001 – 999

DATA CHARACTERISTICS: 3 numeric characters

EXAMPLE:

404

CONDITIONAL USAGE NOTES:

Note: Required when the NPT field is B, otherwise prohibited.

BUSINESS RULES: None

29.8.3.28 CFTN - Call Forward To Number

Identifies the telephone number to which calls will be directed.

VALID ENTRIES: None

DATA CHARACTERISTICS:

Manual: 12 numeric characters (including 2 preprinted hyphens)

Electronic: 10 numeric characters

EXAMPLE:

CONDITIONAL USAGE NOTES:

Note: Required when the NPT field is B, otherwise prohibited.

BUSINESS RULES: None

29.8.3.29 NPT - Number Portability Type

Identifies the type of Number Portability for this request.

VALID ENTRIES:

Entry	Description
A	DID
B	RCF
C	Route Index
D	Local Routing Number (Local Number Portability)

DATA CHARACTERISTICS: 1 alpha character

EXAMPLE:**CONDITIONAL USAGE NOTES:** None**BUSINESS RULES:** None**29.8.3.30 RTI - Route Index**

Identifies the routing index to be used by the provider's switching equipment to forward/port the provider's telephone number to the customer's non-RCF trunk group.

VALID ENTRIES: None**DATA CHARACTERISTICS:** Up to 6 alpha/numeric characters**EXAMPLE:****CONDITIONAL USAGE NOTES:**

Note: Required when LNA = V and NPT = A or C, otherwise prohibited.

BUSINESS RULES: None**29.8.3.31 NPTG - Number Portability Trunk Group**

Identifies the two six code (TSC) of a dedicated trunk group, from the porting switch to the customer's point of interface (POI), used to complete NP calls.

VALID ENTRIES: None**DATA CHARACTERISTICS:** 8 alpha/numeric characters**EXAMPLE:****CONDITIONAL USAGE NOTES:**

Note: Required when LNA = V and NPT = A or C, otherwise prohibited.

BUSINESS RULES: None**29.8.3.32 BA - Blocking Activity**

Indicates the activity for the blocking of calls.

VALID ENTRIES:

Entry	Description
A	Add
D	Delete
N	No change
Z	Remove all blocking

DATA CHARACTERISTICS: 1 alpha character

EXAMPLE:

A

CONDITIONAL USAGE NOTES:

Note 1: When LNA = N the only valid entry is A.

Note 2: Valid combinations are A/D or A/Z only.

Note 3: Prohibited when NPT is D (LNP).

BUSINESS RULES: None

29.8.3.33 BLOCK

Identifies the type of blocking on the telephone numbers.

VALID ENTRIES:

Entry	Description
A	No collect and third party
B	No third party
C	No collect call
H	No Directory Assistance call completion

Note: Valid combinations are A, B, C, H, AH, BH, and CH.

DATA CHARACTERISTICS:

Manual: 1 alpha/numeric characters

Electronic: Up to 2 alpha characters

EXAMPLE:

A

CONDITIONAL USAGE NOTES:

Note 1: Prohibited when BA field is blank.

Note 2: Entry of A, B, or C allowed in first position in this field.

Note 3: Cannot be a combination of same entries.

Note 4: Required with BA entry of A or D.

Note 5: Invalid with entry of N or Z.

Note 6: Prohibited when NPT is D (LNP).

BUSINESS RULES: None

29.8.3.34 FPI - Freeze PIC Indicator

Identifies the customer's requested freeze option for the LPIC.

This field is NOT supported by BellSouth.

29.8.3.35 LPIC - IntraLATA Presubscription Indicator Code

Identifies the presubscription indicator code (PIC) for the carrier the customer has elected for IntraLATA traffic for the ported telephone number.

This field is NOT supported by BellSouth.

29.8.3.36 TC OPT - Transfer of Call Options

Identifies the type of transfer of call option requested by the end user for the disconnected telephone number when the standard intercept report is not desirable.

VALID ENTRIES:

Entry	Description
TC	Transfer of Calls. "The number you have reached XXX-XXXX has been changed. The new number is XXX-XXXX."
NO	None. "The number you have reached has been disconnected."
ST	Split. The called number is routed to an operator/recording who verifies the number being called and then the new number (s) quote by a recording or intercept operator.

Additional Valid Entry for Manual:

Entry	Description
CA	Used to cancel a transfer of call option when a number is disconnected. "The number you have reached has been disconnected."

DATA CHARACTERISTICS:

Manual: 3 alpha/numeric characters

Electronic: 2 alpha characters

EXAMPLE:

TC

CONDITIONAL USAGE NOTES:

Note: Prohibited when NPT is D (LNP).

BUSINESS RULES:

Manual:

Rule 1: If intercept report type is not provided, a standard intercept report will be assigned based on order activity.

Rule 2: A reference from a business telephone number to a residence telephone number is prohibited.

Electronic:

No additional rules.

29.8.3.37 TC TO PRI - Transfer of Calls to Primary Number

Identifies the telephone number to which calls are to be referred.

VALID ENTRIES: None

DATA CHARACTERISTICS:

Manual: 12 numeric characters (including 2 preprinted hyphens)

Electronic: 10 numeric characters

EXAMPLE:

Manual

201--699--1234

Electronic

2016991234

CONDITIONAL USAGE NOTES:

Note: Required when ST is populated in the TC OPT field, otherwise prohibited.

BUSINESS RULES: None

29.8.3.38 TC TO SEC - Transfer Calls to Secondary Number

Identifies the telephone number to which calls are to be referred.

VALID ENTRIES: None

DATA CHARACTERISTICS:

Manual: 12 numeric characters (including 2 preprinted hyphens)

Electronic: 10 numeric characters

EXAMPLE:

Manual

201--699--1235

Electronic

2016991235

CONDITIONAL USAGE NOTES:

Note: Required when ST is populated in the TC OPT field, otherwise prohibited.

BUSINESS RULES: None

29.8.3.39 TCID - Transfer of Calls to Identifier

Identifies the sequence of telephone numbers and names associated with split transfer of calls.

VALID ENTRIES:

Entry	Description
01	Name associated with TC TO PRI.
02	Name associated with TC TO SEC.

DATA CHARACTERISTICS: 2 numeric characters

EXAMPLE:

01

CONDITIONAL USAGE NOTES:

Note: Both TCID (01) and TCID (02) required when ST is populated in the TC OPT field, otherwise prohibited.

BUSINESS RULES:

Rule 1: TCID (01) and TCID (02) can not be the same value.

Rule 2: TCID (02) not allowed if TCID (01) not present.

29.8.3.40 TC NAME - Transfer of Calls to Name

Identifies the name or special instructions associated with TC TO to which calls are referred when split of calls is requested.

VALID ENTRIES: None**DATA CHARACTERISTICS:****Manual:** 35 alpha/numeric characters**Electronic:** Up to 35 alpha/numeric characters**EXAMPLE:****CONDITIONAL USAGE NOTES:**

Note: Required when the TC OPT field is ST, otherwise prohibited.

BUSINESS RULES: None**29.8.3.41 TC PER - Transfer of Calls Period**

Indicates the requested date that the transfer of calls, specified in the TC TO field, is to be removed and the standard recorded announcement is to be provided.

VALID ENTRIES:**Manual Entry Format:****Note:** When the standard period of transfer is acceptable, the field is to be left blank. Otherwise use:

Character Position:	Description:
1st and 2nd	Two Digit Month (01-12)
3rd	Always a Hyphen
4th and 5th	Two Digit Day (01-31)
6th	Always a Hyphen
7th and 8th	Two Digit Century (20-99)
9th and 10th	Two Digit Year (20-99)

Electronic Entry Format:

Character Position:	Description:
1st and 2nd	Two Digit Century (20-99)
3rd and 4th	Two Digit Year (20-99)
5th and 6th	Two Digit Month (01-12)
7th and 8th	Two Digit Day (01-31)

DATA CHARACTERISTICS:

Manual: 10 alpha/numeric characters (including 2 hyphens)

Electronic: 8 numeric characters

EXAMPLE:

08--10--1997

CONDITIONAL USAGE NOTES:

Note: Prohibited when TC OPT is not ST or TC.

BUSINESS RULES: None

29.8.3.42 TC FR - Transfer of Calls from

Identifies the telephone number to which calls are to be referred from.

VALID ENTRIES: None

DATA CHARACTERISTICS: 10 numeric characters

EXAMPLE:

201-699-1234

CONDITIONAL USAGE NOTES:

Note 1: Prohibited when NPT is D (LNP).

Note 2: Required when ST is populated in the TC OPT field, otherwise prohibited.

BUSINESS RULES: None

29.8.3.43 LEAN - Line Existing Account Number

Supports consolidating working telephone numbers that reside in Old LSP existing account (s) to a single Account Number (AN).

NOTE: Supports consolidating working telephone numbers that resides in old LSP existing account(s) to a single account telephone number.

VALID ENTRIES: None

DATA CHARACTERISTICS:

Manual: 20 alpha/numeric characters

Electronic: 10 or 13 alpha/numeric characters

EXAMPLE:**CONDITIONAL USAGE NOTES:**

Note 1: Required when ACT field is V and the LEATN, EAN or EATN fields are not populated.

Note 2: Prohibited when the first character of TOS field is *not* 1 or 2.

Note 3: Prohibited when the 2nd character of TOS field is *not* A or B.

Note 4: Prohibited when LEATN is populated.

Note 5: Can not be populated more than 4 times on a single LSR

Note 6: Ported NBR is required when LEAN is populated and NPT is D (LNP).

BUSINESS RULES: None

29.8.3.44 LEATN - Line Existing Account Telephone Number

Supports consolidating working telephone numbers that reside in Old LSP existing account(s) to a single Account Telephone Number (ATN).

NOTE: Supports one end user's multiple accounts of the same service type at one end user location.

VALID ENTRIES: None

DATA CHARACTERISTICS:

Manual: 12 numeric characters (including 2 preprinted hyphens)

Electronic:

- 10 or 13 numeric characters for EDI
- 10 numeric characters for TAG

EXAMPLE:

Manual

201--555--1234

Electronic

2015551234

2015551234678

CONDITIONAL USAGE NOTES:

Note 1: Required when ACT field is V and the LEATN, EAN or EATN fields are not populated.

Note 2: Prohibited when the first character of TOS field is *not* 1 or 2.

Note 3: Prohibited when the 2nd character of TOS field is *not* A or B.

Note 4: Prohibited when the LEAN is populated.

Note 5: Can not be populated more than 4 times on a single LSR.

BUSINESS RULES: None

29.8.3.45 REMARKS - Remarks

Identifies a free flowing field which can be used to expand upon and clarify other data on this form/
screen.

VALID ENTRIES: None

DATA CHARACTERISTICS: 160 alpha/numeric characters

EXAMPLE:

SUP TO DELETE TN 111-222-3333

CONDITIONAL USAGE NOTES: None

BUSINESS RULES: None

29.9 NP - Number Portability

29.9.1 Description

This section describes the Number Portability (NP) form/screen entries. Each field on the NP form/screen is identified and defined. The NP form/screen must always be associated with the Local Service Request (LSR) and End User (EU) forms/screens.

These request forms/screens were designed with the intent to require a minimum of input information.

29.9.2 Administrative Section Fields

29.9.2.1 PON - Purchase Order Number

Identifies the CLEC's unique purchase-order or requisition number that authorizes the issuance of this request or supplement.

VALID ENTRIES:

Upper Case alpha (A - Z)

Numeric (0 - 9)

Symbols limited to: period (.), comma (,), hyphen (-)and apostrophe (')

DATA CHARACTERISTICS: Up to 16 alpha/numeric characters

EXAMPLE:

824Z9

CONDITIONAL USAGE NOTES:

Note : This field is required.

BUSINESS RULES:

Rule 1: The Purchase Order Number may be reused after two years and one day. This is based on the original due date of the PON, regardless of the SUPs issued to change the original due date.

Rule 2: Every new request requires a unique PON. A new PON must be issued when requesting listings for different end users.

Rule 3: This entry must be identical to the PON field on the LSR form/screen.

Rule 4: When issuing a SUP, the same PON on the original LSR form/screen should be used however the VER field must be different.

29.9.2.2 VER - Version Identification

Identifies the CLEC's version number.

VALID ENTRIES: 00 - 99 or blank

DATA CHARACTERISTICS: 2 numeric characters

EXAMPLE:

01

CONDITIONAL USAGE NOTES:

Note: Required on a re-issuance (supplement), the CLEC must populate this field to uniquely distinguish this LSR form/screen from any other version.

BUSINESS RULES:

Rule 1: The CLEC must populate this field to indicate the PON is a SUP and not the original.

Rule 2: The CLEC must populate this field with a sequential number at least one digit higher than that of the preceding supplement to this PON.

Rule 3: On an initial LSR, the VER field must be '00' or blank.

Rule 4: This entry must be identical to the VER on the LSR form/screen and all other forms/screens submitted on this request.

29.9.2.3 AN - Account Number

Identifies the main account number assigned by the NSP. It is a non-dialable, non-standard number (e.g., miscellaneous account number).

VALID ENTRIES:

Manual: N = New Account Number **or** a valid miscellaneous Account Number

Electronic: a valid miscellaneous Account Number

DATA CHARACTERISTICS:

Manual: 1 alpha **or** up to 20 alpha/numeric characters

Electronic: 10 alpha/numeric **or** 13 alpha/numeric characters

Electronic:

EXAMPLE:**Manual**

N

404--M23--1234

Electronic

404M231234

404M231234567

CONDITIONAL USAGE NOTES:

Note 1: Required when the AN field on the LSR form/screen is not populated, otherwise prohibited.

Note 2: Required for REQTYP C with NPT=D (LNP) and LNLN is populated and ATN is blank.

BUSINESS RULES:

Rule: This entry must be identical to the ATN on the LSR and all other submitted forms/screens.

29.9.2.4 ATN - Account Telephone Number

Identifies the account telephone number assigned by the NSP. It is a dialable telephone number.

VALID ENTRIES:

Manual: N = New Account Telephone Number **or** a valid Account TelephoneNumber

Electronic: a valid Account Telephone Number

DATA CHARACTERISTICS:

Manual: 12 numeric characters (including 2 preprinted hyphens)

Electronic: 10 numeric characters

EXAMPLE:

Manual

N

201--555--1212

Electronic

2015551212

CONDITIONAL USAGE NOTES:

Note 1: Required when the AN field on the LSR form/screen is not populated, otherwise prohibited.

Note 2: Required for REQTYP C with NPT=D (LNP) and LNLN is populated and ATN is blank.

BUSINESS RULES:

Rule: This entry must be identical to the ATN on the LSR and all other submitted forms/screens.

29.9.2.5 NPQTY - Number Portability Quantity

Identifies the quantity of ported numbers involved in this service request.

VALID ENTRIES: 00000 – 99999

DATA CHARACTERISTICS: 5 numeric characters

EXAMPLE:

00008

CONDITIONAL USAGE NOTES: None**BUSINESS RULES:** None**29.9.2.6 PG__OF__ - Page of**

Identifies the page number and total number of pages contained in this request.

VALID ENTRIES: None**DATA CHARACTERISTICS:** Maximum of 4 numeric characters**EXAMPLE:**

01 of 04

CONDITIONAL USAGE NOTES:

Note: This field is required, when requesting service in a manual environment (FAX).

BUSINESS RULES:

Rule: First field is individual page number, second field is total number of pages.

29.9.3 Service Details Section Fields**29.9.3.1 LOCNUM (Detail level) - Location Number**

Identifies this service location number for the service requested.

NOTE: The Location Number is assigned by the customer and is retained until the service is disconnected.

VALID ENTRIES: 000 – 999**DATA CHARACTERISTICS:** 3 numeric characters**EXAMPLE:**

118

CONDITIONAL USAGE NOTES: None

BUSINESS RULES:

Rule: This field must be identical to the LOCNUM field indicated on the EU form/screen.

29.9.3.2 LNUM - Line Number

Identifies the first line or trunk as a unique number and each additional line or trunk segment as a unique number.

NOTE 1: Once it is generated, it cannot be changed and is retained through completion of the request.

NOTE 2: The values are to be assigned consecutively and must be unique throughout the request at the PON level.

VALID ENTRIES: 0 – 99999

DATA CHARACTERISTICS: Up to 5 numeric characters

EXAMPLE:

Manual

167

Electronic

00167

CONDITIONAL USAGE NOTES: None

BUSINESS RULES: None

29.9.3.3 NPI - Number Portability Indicator

Identifies the status of the telephone number being ported.

VALID ENTRIES:

Entry	Description
A	Ported Out Reserved TN
C	Ported In Working TN
D	Ported In Reserved TN

DATA CHARACTERISTICS: 1 alpha character

EXAMPLE:

C

CONDITIONAL USAGE NOTES: None

BUSINESS RULES:

Rule: Reserved NUMBERS can only be ported out when associated with an active account.

29.9.3.4 LNA - Line Activity

Identifies the activity involved at the line level.

If ACT is:	Then LNA is:
C	Must = C, D
D	Prohibited unless REQ TYP is A with SECNCI
W	Prohibited
V	Must = D, V
R	Must = R
P	Must = V
Q	Must = V

VALID ENTRIES:

Entry	Description
C	Change or modification to an existing service if NPT = D (This LNA is used for INP to LNP conversions)
D	Disconnection
R	Record
V	Conversion of service to new LSP (As specified)

DATA CHARACTERISTICS: 1alpha character

EXAMPLE:

N

CONDITIONAL USAGE NOTES: None

BUSINESS RULES: None

29.9.3.5 CKR - Customer Circuit Reference

Identifies the circuit number assigned by the customer.

NOTE: It is used by the customer as a cross reference to the provider circuit ID and in many cases to identify the customer's end-to-end service.

VALID ENTRIES: None

DATA CHARACTERISTICS: Up to 41 alpha/numeric characters

EXAMPLE:

L0002

CONDITIONAL USAGE NOTES: None

BUSINESS RULES: None

29.9.3.6 LRN - Location Routing Number

Identifies a number used to uniquely identify a switch that has ported numbers and is used to route a call to the switch that owns the NPA - NXX portion of the LRN.

This field is NOT supported by BellSouth.

29.9.3.7 TDT - Ten Digit Trigger

Indicates the request for the activation of a ten digit trigger for local routing number portability.

This field is NOT supported by BellSouth.

29.9.3.8 ECCKT - Exchange Company Circuit ID

Identifies a provider's circuit identification.

This field is NOT supported by BellSouth.

29.9.3.9 PORTED NBR - Ported Telephone Number

Identifies the telephone number to be ported.

VALID ENTRIES: None

DATA CHARACTERISTICS:

Manual: Up to 17 numeric characters (including 2 preprinted hyphens)

Electronic: 10 numeric characters

EXAMPLE:

Manual

201--699--1234

Electronic

2016991234

CONDITIONAL USAGE NOTES: None

BUSINESS RULES:

Rule 1: A range of numbers is *prohibited* for REQTYP B or C with NPT = D (LNP).

Rule 2: When NPT is *not* D (LNP), this field indicates a number being disconnected when porting a multiline account not all numbers are to be ported.

29.9.3.10 TNP - Total Number of Paths

Identifies the total number of talk paths, including the initial paths, associated with the ported number.

VALID ENTRIES: 001 – 999

DATA CHARACTERISTICS: 3 numeric characters

EXAMPLE:

404

CONDITIONAL USAGE NOTES:

Note: Required when the NPT = B, otherwise prohibited

BUSINESS RULES: None

29.9.3.11 CFTN - Call Forward To Number

Identifies the telephone number to which calls will be directed.

VALID ENTRIES: None

DATA CHARACTERISTICS:

Manual: 12 numeric characters (including 2 preprinted hyphens)

Electronic: 10 numeric characters

EXAMPLE:

CONDITIONAL USAGE NOTES:

Note: Required when the NPT field is B, otherwise prohibited.

BUSINESS RULES: None

29.9.3.12 NPT - Number Portability Type

Identifies the type of Number Portability for this request.

VALID ENTRIES:

Entry	Description
A	DID
B	RCF
C	Route Index
D	Local Routing Number (Local Number Portability)

DATA CHARACTERISTICS: 1 alpha character

EXAMPLE:

CONDITIONAL USAGE NOTES: None

BUSINESS RULES: None

29.9.3.13 RTI - Route Index

Identifies the routing index to be used by the provider's switching equipment to forward/port the provider's telephone number to the customer's non-RCF trunk group.

VALID ENTRIES: None

DATA CHARACTERISTICS: Up to 6 alpha/numeric characters

EXAMPLE:

CONDITIONAL USAGE NOTES:

Note: Required when LNA = V and NPT = A or C, otherwise prohibited.

BUSINESS RULES: None

29.9.3.14 NPTG - Number Portability Trunk Group

Identifies the two six code (TSC) of a dedicated trunk group, from the porting switch to the customer's point of interface (POI), used to complete NP calls.

VALID ENTRIES: None

DATA CHARACTERISTICS: 8 alpha/numeric characters

EXAMPLE

CONDITIONAL USAGE NOTES:

Note: Required when LNA = V and NPT = A or C, otherwise prohibited.

BUSINESS RULES:

No additional rules.

29.9.3.15 BA - Blocking Activity

Indicates the activity for the blocking of calls.

VALID ENTRIES:

Entry	Description
A	Add
D	Delete
N	No change
Z	Remove all blocking

DATA CHARACTERISTICS: 1 alpha character

EXAMPLE:

CONDITIONAL USAGE NOTES:

Note: Prohibited when NPT = D (LNP).

Manual: No additional rules.

Electronic:

Note: If two BA fields appear on the same LNUM, the only valid combination of entries would be A & D or A & Z.

BUSINESS RULES: None

29.9.3.16 BLOCK

Identifies the type of blocking on the telephone numbers.

VALID ENTRIES:

Entry	Description
A	No collect and third party
B	No third party
C	No collect call
H	No Directory Assistance call completion

Note: Valid combinations are A, B, C, H, AH, BH, and CH.

DATA CHARACTERISTICS: 1 alpha/numeric characters

EXAMPLE:

CONDITIONAL USAGE NOTES:

Note 1: Prohibited when BA field is N, Z, or blank.

Note 2: Required when the BA field is A or D.

Note 3: Prohibited if the NPT field is D (LNP).

BUSINESS RULES: None

29.9.3.17 FPI - Freeze PIC Indicator

Identifies the customer's requested freeze option for the LPIC.

This field is NOT supported by BellSouth.

29.9.3.18 LPIC - IntraLATA Presubscription Indicator Code

Identifies the presubscription indicator code (PIC) for the carrier the customer has elected for IntraLATA traffic for the ported telephone number.

This field is NOT supported by BellSouth.

29.9.3.19 TC OPT - Transfer of Call Options

Identifies the type of transfer of call option requested by the end user for the disconnected telephone number when the standard intercept report is not desirable.

VALID ENTRIES:

Entry	Description
TC	Transfer of Calls. "The number you have reached XXX-XXXX has been changed. The new number is XXX-XXXX."
NO	None. "The number you have reached has been disconnected."
ST	Split. The called number is routed to an operator/recording who verifies the number being called and then the new number (s) quote by a recording or intercept operator.

Additional Valid Entry for Manual:

Entry	Description
CA	Used to cancel a transfer of call option when a number is disconnected. "The number you have reached has been disconnected."

DATA CHARACTERISTICS:

Manual: 3 alpha/numeric characters

Electronic: 2 alpha characters

EXAMPLE:

NO

CONDITIONAL USAGE NOTES: None

BUSINESS RULES:

Rule 1: If intercept report type is not provided, a standard intercept report will be assigned based on order activity.

Rule 2: A reference from a business telephone number to a residence telephone number is prohibited.

29.9.3.20 TC TO PRI - Transfer of Calls to Primary Number

Identifies the telephone number to which calls are to be referred.

VALID ENTRIES: None

DATA CHARACTERISTICS:

Manual: 12 numeric characters (including 2 preprinted hyphens)

Electronic: 10 numeric characters

EXAMPLE:

Manual

201--699--1234

Electronic

2016991234

CONDITIONAL USAGE NOTES:

Note 1: Required when ST is populated in the TC OPT field, otherwise prohibited.

Note 2: TC TO PRI field must be different from number being referred.

BUSINESS RULES: None

29.9.3.21 TC TO SEC - Transfer Calls to Secondary Number

Identifies the telephone number to which calls are to be referred.

VALID ENTRIES: None

DATA CHARACTERISTICS:

Manual: 12 numeric characters (including 2 preprinted hyphens)

Electronic: 10 numeric characters

EXAMPLE:

Manual

201--699--1235

Electronic

2016991235

CONDITIONAL USAGE NOTES:

Note 1: Required when ST is populated in the TC OPT field, otherwise prohibited.

Note 2: TC TO SEC field must be different from number being referred.

BUSINESS RULES: None

29.9.3.22 TCID - Transfer of Calls to Identifier

Identifies the sequence of telephone numbers and names associated with split transfer of calls.

VALID ENTRIES:

Entry	Description
01	Name associated with TC TO PRI.
02	Name associated with TC TO SEC.

DATA CHARACTERISTICS: 2 numeric characters

EXAMPLE:

01

CONDITIONAL USAGE NOTES:

Note: Both TCID (01) and TCID (02) required when ST is populated in the TC OPT field, otherwise prohibited.

BUSINESS RULES:

Rule 1: TCID (01) and TCID (02) can not be the same value.

Rule 2: TCID (02) not allowed if TCID (01) not present.

29.9.3.23 TC NAME - Transfer of Calls to Name

Identifies the name or special instructions associated with TC TO to which calls are referred when split of calls is requested.

VALID ENTRIES: None

DATA CHARACTERISTICS: Up to 35 alpha/numeric characters

EXAMPLE:

CONDITIONAL USAGE NOTES:

Note: Both TC NAME (01 and 02) required when TC OPT field is ST, otherwise prohibited.

BUSINESS RULES: None

29.9.3.24 TC PER - Transfer of Calls Period

Indicates the requested date that the transfer of calls, specified in the TC TO field, is to be removed and the standard recorded announcement is to be provided.

VALID ENTRIES:

NOTE: When the standard period of transfer is acceptable, the field is to be left blank. Other wise use:

Entry Format:

Character Position	Description
1st and 2nd	Two Digit Century (20-99)
3rd and 4th	Two Digit Year (00-99)
5th and 6th	Two Digit Month (01-12)
7th and 8th	Two Digit Day (01-31)

DATA CHARACTERISTICS:

Manual: 10 alpha/numeric characters (including 2 hyphens)

Electronic: 8 numeric characters

EXAMPLE:

08--10--1997

CONDITIONAL USAGE NOTES:

Note: Prohibited when TC OPT is not ST or TC.

BUSINESS RULES:

Manual: No additional rules.

Electronic:

Rule 1: Format must be CCYYMMDD.

Rule 2: Must be later than LSR receipt date.

29.9.3.25 TC FR - Transfer of Calls from

Identifies the telephone number to which calls are to be referred from.

VALID ENTRIES: None

DATA CHARACTERISTICS: 10 numeric characters

EXAMPLE:

201--699--1234

CONDITIONAL USAGE NOTES:

Note 1: Prohibited when NPT is D (LNP).

Note 2: Required when ST is populated in the TC OPT field, otherwise prohibited.

BUSINESS RULES: None

29.9.3.26 LEAN - Line Existing Account Number

Supports consolidating working telephone numbers that reside in Old LSP existing account (s) to a single Account Number (AN).

NOTE: Supports consolidating working telephone numbers that resides in old LSP existing account(s) to a single account telephone number.

VALID ENTRIES: None

DATA CHARACTERISTICS:

Manual: 20 alpha/numeric characters

Electronic: 10 or 13 alpha/numeric characters

EXAMPLE:

CONDITIONAL USAGE NOTES:

Note 1: Required when ACT field is V, P, or Q and the LEATN, EAN or EATN fields are not populated.

Note 2: Prohibited when the LEATN is populated.

Note 3: Prohibited when the first character of TOS field is not 1 or 2.

Note 4: Prohibited when the 2nd character of TOS field is not A or B.

Note 5: Ported Number(s) required when LEAN is populated and NPT = D (LNP).

BUSINESS RULES:

Rule: LEAN cannot be populated more than four times on a single LSR.

29.9.3.27 LEATN - Line Existing Account Telephone Number

Supports consolidating working telephone numbers that reside in Old LSP existing account(s) to a single Account Telephone Number (ATN).

NOTE: Supports one end user's multiple accounts of the same service type at one end user location.

VALID ENTRIES: None

DATA CHARACTERISTICS:

Manual: 12 numeric characters (including 2 preprinted hyphens)

Electronic:

- 10 or 13 numeric characters for EDI
- 10 numeric characters for TAG

EXAMPLE:**Manual**

201--555--1234

Electronic

2015551234

2015551234678

CONDITIONAL USAGE NOTES:

Note 1: Required when ACT field is V, P, or Q and the LEAN, EAN or EATN fields are not populated.

Note 2: Prohibited when the LEAN is populated.

Note 3: Prohibited when the first character of TOS field is *not* 1 or 2.

Note 4: Prohibited when the 2nd character of TOS field is *not* A or B.

Note 5: Ported Number(s) required when LEATN is populated and NPT= D (LNP).

BUSINESS RULES:

Rule: LEATN cannot be populated more than four times on a single LSR.

29.9.3.28 REMARKS - Remarks

Identifies a free flowing field which can be used to expand upon and clarify other data on this form/
screen.

VALID ENTRIES: None

DATA CHARACTERISTICS: 160 alpha/numeric characters

EXAMPLE:

SUP TO DELETE TN 111--222--3333

CONDITIONAL USAGE NOTES: None

BUSINESS RULES: None

29.10 RS - Resale Service

29.10.1 Description

This section describes the Resale Service (RS) form/screen entries. Each field on the RS form/screen is identified and defined. The RS form/screen must always be accompanied by the Local Service Request (LSR) and End User (EU) forms/screens.

The RS form/screen contains two sections: Administrative and Service Details. The fields are presented in the order they appear on the LSOG Version 4 forms. All fields on the LSOG 4 form are listed in the Data Element Dictionary; however, they may not be used for processing service requests. Also, certain fields (i.e., the LNECLS SVC field) do not appear on the LSOG Version 4 Resale Service form, however, BellSouth has implemented these fields to facilitate electronic ordering of additional resale services.

These request forms/screens were designed with the intent to require a minimum of input information.

29.10.2 Administrative Section Fields

29.10.2.1 PON - Purchase Order Number

Identifies the CLEC's unique purchase-order or requisition number that authorizes the issuance of this request or supplement.

VALID ENTRIES:

Upper Case alpha (A - Z)

Numeric (0 - 9)

Symbols limited to: period (.), comma (,), hyphen (-) and apostrophe (')

DATA CHARACTERISTICS: Up to 16 alpha/numeric characters

EXAMPLE:

824Z9

CONDITIONAL USAGE NOTES:

Note : This field is required.

BUSINESS RULES:

Rule 1: The Purchase Order Number may be reused after two years and one day. This is based on the original due date of the PON, regardless of the SUPs issued to change the original due date.

Rule 2: Every new request requires a unique PON. A new PON must be issued when requesting listings for different end users.

Rule 3: This entry must be identical to the PON field on the LSR form/screen.

Rule 4: When issuing a SUP, the same PON on the original LSR form/screen should be used however the VER field must be different.

29.10.2.2 VER - Version Identification

Identifies the CLEC's version number.

VALID ENTRIES: 00 - 99 or blank

DATA CHARACTERISTICS: 2 numeric characters

EXAMPLE:

01

CONDITIONAL USAGE NOTES:

Note: Required on a re-issuance (supplement), the CLEC must populate this field to uniquely distinguish this LSR form/screen from any other version.

BUSINESS RULES:

Rule 1: The CLEC must populate this field to indicate the PON is a SUP and not the original.

Rule 2: The CLEC must populate this field with a sequential number at least one digit higher than that of the preceding supplement to this PON.

Rule 3: On an initial LSR, the VER field must be 00 or blank.

Rule 4: This entry must be identical to the VER on the LSR form/screen and all other forms/screens submitted on this request.

29.10.2.3 AN - Account Number

Identifies the main account number assigned by the Network Service Provider (NSP). It is a non-dialable, non-standard number (e.g., miscellaneous account number).

VALID ENTRIES:

Manual: N = New Account Number or a valid existing miscellaneous Account Number

Electronic: a valid existing miscellaneous Account Number

DATA CHARACTERISTICS:

Manual: 1 alpha **or** up to 20 alpha/numeric characters

Electronic: 10 alpha/numeric **or** 13 alpha/numeric characters

Electronic:

EXAMPLE:

Manual

N

404--M23--1234

Electronic

404M231234

404M231234567

CONDITIONAL USAGE NOTES:

Note: Required when the ATN field on the LSR is not populated, otherwise prohibited.

BUSINESS RULES:

Rule: This entry must be identical to the AN on the LSR form/screen and all other submitted forms/screens.

29.10.2.4 ATN - Account Telephone Number

Identifies the account telephone number assigned by the NSP. It is a dialable telephone number.

VALID ENTRIES:

Manual: N = New Account Telephone Number **or** a valid Account TelephoneNumber

Electronic: a valid Account Telephone Number

DATA CHARACTERISTICS:

Manual: 12 numeric characters (including 2 preprinted hyphens)

Electronic: 10 numeric characters

EXAMPLE:

Manual

N

201--555--1212

Electronic

2015551212

CONDITIONAL USAGE NOTES:

Note: Required when the AN field on the LSR form/screen is not populated, otherwise prohibited.

BUSINESS RULES:

Rule: This entry must be identical to the ATN on the LSR form/screen and all other submitted forms/screens.

29.10.2.5 RSQTY - Resale Quantity

Identifies the quantity of Resale Services (e.g., lines, circuits, trunks, etc.) involved in this service request.

VALID ENTRIES: None

DATA CHARACTERISTICS: 3 numeric characters

EXAMPLE:

008

CONDITIONAL USAGE NOTES: None

BUSINESS RULES: None

29.10.2.6 ORD - Order Number

Identifies the Provider's order number for the service requested.

VALID ENTRIES: None

DATA CHARACTERISTICS: 8 alpha/numeric characters

EXAMPLE:

C2345678

CONDITIONAL USAGE NOTES: None

BUSINESS RULES: None

29.10.2.7 PG__OF__ - Page of

Identifies the page number and total number of pages contained in this request.

VALID ENTRIES: None

DATA CHARACTERISTICS: Maximum of 4 numeric characters

EXAMPLE:

01 of 04

CONDITIONAL USAGE NOTES:

Note: This field is required, when requesting service in a manual environment (FAX).

BUSINESS RULES:

Rule: First field is individual page number, second field is total number of pages.

29.10.3 Service Details Section**29.10.3.1 LOCNUM (Detail level) - Location Number**

Identifies this service location number for the service requested. The Location Number is assigned by the customer and is retained throughout the processing of this request.

VALID ENTRIES: 000 – 999

DATA CHARACTERISTICS: 3 numeric characters

EXAMPLE:

118

CONDITIONAL USAGE NOTES: None

BUSINESS RULES:

Rule 1: This field must be *identical* the LOCNUM field indicated on the EU form/screen.

Rule 2: This field is used to indicate service terminating at one or more locations for the same ATN (e.g. DPA or SLA).

Rule 3: The LOCNUM must be sequential when establishing new or additional service locations for the same ATN.

Rule 4: LOCNUM must be unique per service location.

Manual:

Rule 5: Additional Resale forms must be completed for each LOCNUM associated with the same ATN.

Electronic:

Rule 6: When LOCNUM is received with blank data, LEO will replace with zeros (000) and accept as a valid value.

29.10.3.2 LNUM - Line Number

Identifies the first line or trunk as a unique number and each additional occurrence as a unique number.

NOTE 1: Once it is generated, it cannot be changed and is retained through completion of the request.

NOTE 2: The values are to be assigned consecutively and must be unique throughout the request at the PON level.

VALID ENTRIES: 00000 – 99999

DATA CHARACTERISTICS: 5 numeric characters

EXAMPLE:

Manual

167

Electronic

00167

CONDITIONAL USAGE NOTES: None**BUSINESS RULES:**

Rule 1: The LNUM is customer assigned.

Rule 2: Once LNUM is generated, it cannot be changed and is retained through completion of the request.

Rule 3: The values are to be assigned consecutively and must be *unique* throughout the request.**Manual:**

Rule 4: Additional Resale forms must be completed for each LNUM.

Electronic:

No additional rules.

29.10.3.3 LNEX - Line Number Extension

Provides an extension to the line number (LNUM) field for use when multiple ISDN-BRI directory numbers (TNs) are assigned to a single ISDN-BRI line for one service order.

VALID ENTRIES: None**DATA CHARACTERISTICS:****Manual:**

5 numeric characters

Electronic:

5 alpha/numeric characters

EXAMPLE:**Manual**

00001

Electronic

000A1

00001

CONDITIONAL USAGE NOTES: None

BUSINESS RULES:

Rule 1: When used, this field should be sequentially populated, starting with 1 and must be unique through the request at the LNUM level.

Rule 2: LNEX can only be used for new order types if ISDN-BRI directory number (TNS) are obtained via a pre-service process.

Rule 3: There may be multiple LNEXs per LNUM.

29.10.3.4 NPI - Number Portability Indicator

Identifies the status of the telephone being ported.

VALID ENTRIES:

Entry	Description
C	Port in Working TN
D	Port in Reserved TN

DATA CHARACTERISTICS: 1 alpha character

EXAMPLE:

C

CONDITIONAL USAGE NOTES: None

BUSINESS RULES: None

29.10.3.5 LNA - Line Activity

Identifies the activity involved at the line level.

If ACT is:	Then LNA is:
N	N
C	N, C, D, P or X
D	Prohibited
W	Prohibited
V	D, N, V, W, P or X
T	N or C
S	L or B
B	Prohibited
L	Prohibited
Y	Prohibited
P	D, N, V, W, P or X
Q	D, N, V, W, P or X

VALID ENTRIES:**Table SS Line Activity Table**

Entry	Description
N	New installation
C	Change or modification to an existing resale account
D	Disconnection
X	Telephone number change
V	Conversion of service to new LSP (As specified)
W	Conversion (As Is)
P	PIC change

- continued -

Table SS Line Activity Table (continued)

Entry	Description
B	Restore
L	Suspend

DATA CHARACTERISTICS: 1 alpha character

EXAMPLE:

N

CONDITIONAL USAGE NOTES: None

BUSINESS RULES: None

29.10.3.6 LNECLS SVC - Line Level Class of Service

Identifies the type of service requested for this service location.

VALID ENTRIES: None

DATA CHARACTERISTICS: 3 or 5 alpha/numeric characters

EXAMPLE:

1FR

CONDITIONAL USAGE NOTES:

Note: Required when BCS field (BellSouth specific) is populated.

BUSINESS RULES: None

29.10.3.7 LTOS - Line Type of Service

Identifies the type of service at the line level.

This field is NOT supported by BellSouth.

29.10.3.8 NOTYP - Number Type

Identifies the type of number in the TNS field

VALID ENTRIES:

Entry	Description
T	Telephone Number
L	Terminal Number

DATA CHARACTERISTICS: 1 alpha character

EXAMPLE:

T

CONDITIONAL USAGE NOTES:

Note: Required when TNS is populated with a telephone number (TN) or terminal number (TER), otherwise prohibited.

BUSINESS RULES: None

29.10.3.9 TNS - Telephone Numbers

Identifies the telephone number (TN) or sequential range of TNs for this service request. Also includes ISDN-BRI directing number after TN.

VALID ENTRIES:**Manual:**

N = New Telephone Number Requested **or** existing TN

Electronic:

Existing TN **or** Reserved TN.

DATA CHARACTERISTICS:**Manual:**

Up to 17 alpha/numeric characters (including 2 pre-printed hyphens)

Electronic: 10 numeric characters

EXAMPLE:

Manual

201-699-0001

Electronic

2016990001

CONDITIONAL USAGE NOTES: None

BUSINESS RULES:

Rule 1: When the LNA field is "X" the entry in this field indicates the new telephone number or request for a new telephone number.

Manual:

Rule 2: Telephone number range is not allowed when the TER and/or OTN field is populated. The out telephone number on a number change is shown in the OTN field.

Electronic:

Rule 3: When ACT is P or Q, entry must be 10 numerics.

29.10.3.10 TERS - Terminal Numbers

Identifies the number for a non-lead line in a multi-line hunt group or consecutive range of terminal numbers associated with the TNS field for this request.

VALID ENTRIES:

Manual:

Entry	Description
N	New Terminal Number Requested
TXXXX	Terminal Numbers

Electronic:

No specific valid entries for electronic ordering.

DATA CHARACTERISTICS: Up to 10 alpha/numeric characters

EXAMPLE:

N

T0001

CONDITIONAL USAGE NOTES: None**BUSINESS RULES:****Manual:**

Rule 1: Terminal numbers must be sequential.

Rule 2: A pilot (lead) telephone number in the TNS field must accompany this field.

Rule 3: When the TER field is populated, the TNS field must *not* be ranged.

Rule 4: The first position is reserved for a terminal number indicator.

Rule 5: This field is used to establish, change, or disconnect trunks associated with Multiline Hunt Groups.

Electronic:

No additional rules.

29.10.3.11 OTN - Out Telephone Number

Identifies the existing telephone number that is being changed.

VALID ENTRIES: None**DATA CHARACTERISTICS:****Manual:** 12 numeric characters (including two pre-printed hyphens)**Electronic:** 10 numeric characters**EXAMPLE:****Manual**

404--555--44444

Electronic

4045554444

CONDITIONAL USAGE NOTES: None

BUSINESS RULES:

Rule: When the OTN field is populated, the TNS field must *not* be ranged.

29.10.3.12 PRI BD - ISDN-PRI "B" and "D" Channel Configuration

Identifies the ISDN-PRI "B" and "D" channel configuration per DS-1.

This field is NOT supported by BellSouth.

29.10.3.13 ISPID - ISDN Service Profile Identification

Provides a code that must be programmed into the ISDN-BRI Customer Premise Equipment (CPE). This code is transmitted from the CPE over the ISDN-BRI D channel to the LSO switch. It must be present in order for the BRI to become active.

VALID ENTRIES: None

DATA CHARACTERISTICS:

Manual: 14 alpha/numeric characters

Electronic: Up to 14 numeric characters

EXAMPLE:

5ESS

National:5025291000 01

Custom:0150252910000

DMS

National/Custom:5025291000 01

EWSD

TSPD:5025551234 01

CONDITIONAL USAGE NOTES:

Note: Required when the second position of the TOS field on the LSR is " H ".

BUSINESS RULES: None**29.10.3.14 PTKTYP - PBX Trunk Type**

Identifies the type of PBX trunk being ordered.

VALID ENTRIES:**Manual:** C = Custom, or blank**Electronic:** Y = Yes, or blank**DATA CHARACTERISTICS:** 1 alpha character**EXAMPLE:**

C

CONDITIONAL USAGE NOTES:

Note: Required when TLI field is populated.

BUSINESS RULES: None**29.10.3.15 PTLI - PBX Lead Telephone Line**

Identifies the lead telephone line identifier assigned to the Trunk Group.

VALID ENTRIES:**Manual:**

Entry	Description
N	New Telephone Lead Number Requested (TLI)
Telephone Number	

Electronic:

No specific valid entries for electronic ordering.

DATA CHARACTERISTICS: 12 numeric characters (including 2 preprinted hyphens)

EXAMPLE:

N

201--555--1234

CONDITIONAL USAGE NOTES:

Note: Required when the TERS field is populated.

BUSINESS RULES: None

29.10.3.16 PKTCON - PBX Trunk Configuration

Identifies the directional configuration of the PBX trunk being ordered

VALID ENTRIES:

Entry	Description
T	Two Way
I	In Only
O	Out Only

DATA CHARACTERISTICS: 1 alpha character

EXAMPLE:

T

CONDITIONAL USAGE NOTES:

Note: Required when the LNA field is not N or V.

BUSINESS RULES: None

29.10.3.17 TSP - Telecommunications Service Priority

Indicates the provisioning and restoration priority as defined under the TSP Service Vendor Handbook.

NOTE 1: These codes are assigned by the TSP Program Office.

NOTE 2: TSP Service Vendor Handbook is issued by the National Service Emergency Preparedness (NSEP). They can be reached at 703-607-4932.

VALID ENTRIES:

Character Position	Description
1st - 9th	Nine Character TSP Control Identifier
10th	One Character Provisioning Priority Level (E, 0-5)
11th	One Digit Restoration Priority Level (0-5)

DATA CHARACTERISTICS: 12 alpha/numeric characters (including 1 preprinted hyphen)

EXAMPLE:

TSP12345C--E5

TSP12345C--00

'revocation'

CONDITIONAL USAGE NOTES: None

BUSINESS RULES:

Rule 1: A TSP Code ending in '00' indicates "revocation," the removal of a previously assigned TSP code.

Rule 2: A CLEC must use to indicate the provisioning and restoration priority as defined under the TSP Service Vendor Handbook. This handbook is issued by the National Service Emergency Preparedness (NSEP). Contact: 703-607-4932 for additional information.

29.10.3.18 SAN - Subscriber Authorization Number

Identifies a number equivalent to the end user Purchase Order Number.

NOTE: This may, at the option of the customer, be a requirement when providing service to some governmental agencies .

VALID ENTRIES: None

DATA CHARACTERISTICS: Up to 30 alpha/numeric characters

EXAMPLE:

92324A9

CONDITIONAL USAGE NOTES: None

BUSINESS RULES: None

29.10.3.19 CKR - Customer Circuit Reference

Identifies a Provider's circuit identification.

This field is NOT supported by BellSouth.

29.10.3.20 ECCKT - Exchange Company Circuit ID

Identifies a provider's circuit identification.

NOTE 1: The format of the field is defined by the provider.

NOTE 2: All components within the ID should be delimited by either virgules or periods.

NOTE 3: The layout of the field may be defined by the COMMON LANGUAGE standards.

NOTE 4: When a component of CLT, CLS, and CLF is purposely omitted, the component should still be delimited and compressed to eliminate any spaces.

NOTE 5: If all positions in a component of CLT, CLS, and CLF are not populated, the component should be compressed to eliminate any spaces.

VALID ENTRIES:

Circuit ID	Description
Telephone Number Format:	Prefix/Service Code and Modifier /NPA/NXX/XXXX/ Terminal Number (if applicable). This format may be up to 30 characters in length.
Serial Number Format:	Prefix/Service Code and Modifier/Serial Number/Suffix Code/AP Code/Segment Name (if applicable). Terminal Number (if applicable). This format may be up to 27 characters in length.
Facility ID Format:	Facility Designation/Facility Type/Office A Location/Office Z Location. This format may be up to 36 characters in length.

DATA CHARACTERISTICS: Up to 36 alpha/numeric characters

EXAMPLE:**Telephone Number Format:**

A2.SBFS.201.981.3500.800.123.4567

Serial Number Format:

A2.LBFS.123456.001.NY

Facility ID Format:

101.T1.NYCMNY50.NYCMNY54W01

CONDITIONAL USAGE NOTES: None

BUSINESS RULES: None

29.10.3.21 FPI - Freeze PIC Indicator

Indicates the customer's requested freeze option for the PIC or LPIC.

VALID ENTRIES:

Entry	Freeze Description
E	CLEC freezes InterLATA PIC (PIC)
A	CLEC freezes IntraLATA PIC (LPIC)
B	CLEC freezes Inter & IntraLATA PICs (Both PIC & LPIC)
J	End User freezes InterLATA PIC (PIC)
K	End User freezes IntraLATA PIC (LPIC)
L	End User Freezes Inter & IntraLATA PICs (Both PIC & LPIC)
O	CLEC Freezes InterLATA PIC (PIC) and End User Freezes IntraLATA PIC (LPIC)
P	CLEC Freezes IntraLATA PIC (LPIC) and End User Freezes InterLATA PIC (PIC)
R	Remove InterLATA Freeze (PIC)
S	Remove IntraLATA Freeze (LPIC)
T	Remove both InterLATA and IntraLATA Freeze (PIC and LPIC)

DATA CHARACTERISTICS: 1 alpha character

EXAMPLE:

E

CONDITIONAL USAGE NOTES:

Note 1: Entries A, B, E, J, K, L, O, or P are valid for LNA = N or V.

Note 2: Entries A, B, E, J, K, L, O, P, R, S, or T are valid for LNA = C, P, or X.

BUSINESS RULES: None

29.10.3.22 PIC - InterLATA Presubscription Indicator Code

Identifies the presubscription indicator code (PIC) for the carrier the customer has selected for InterLATA traffic.

VALID ENTRIES:

Entry	Description
XXXX	Valid PIC Code (4 Numerics)
"None"	No PIC chosen (Customer does not want to presubscribe.)
NC or No Entry	No Change (Used in a conversion as specified line activity or change activity when the PIC is not impacted.)
UNDC	Undecided (Customer has not decided which presubscribed carrier to select.)

DATA CHARACTERISTICS: 2 alpha characters **or** 4 alpha/numeric characters

EXAMPLE:

NC

0288

CONDITIONAL USAGE NOTES:

Note: Required when the LNA field is N or P, otherwise optional.

BUSINESS RULES:

PIC Valid Entries	Allowable when LNA is:
None, UNDC, NC or valid PIC code	C, P, or X
None, UNDC, or a valid PIC code	N or V

29.10.3.23 LPIC - IntraLATA Primary Interexchange Carrier

Identifies the presubscription indicator code (LPIC) for the carrier the customer has selected for IntraLATA traffic.

VALID ENTRIES:

Entry	Description
XXXX	Valid LPIC Code (4 Numerics)
"None"	No LPIC chosen (Customer does not want to presubscribe.)
NC or No Entry	No Change (Used in a conversion as specified line activity or change activity when the PIC is not impacted.)
UNDC	Undecided (Customer has not decided which presubscribed carrier to select.)

DATA CHARACTERISTICS: 2 alpha characters **or** 4 alpha/numeric characters

EXAMPLE:

NC

0288

CONDITIONAL USAGE NOTES:None

BUSINESS RULES:

PIC Valid Entries	Allowable when LNA is:
None, UNDC, NC or valid PIC code	C, P, or X
None, UNDC, or a valid PIC code	N or V

29.10.3.24 SDI - Switched Data Identifier

Identifies type of switched data for ISDN-BRI in instances of multiple IXC selection, (e.g., one IXC is requested as the PIC for one B channel providing voice and data and another IXC is requested as the PIC for the second B channel providing just data).

VALID ENTRIES:

Entry	Description:
E	Circuit Switched Data and Voice
F	Packet Switched Data

- continued -

Entry	Description:
G	Packet Switched Data and Voice
H	Circuit Switched Data, Packet Switched Data and Voice
I	Circuit Switched Data, Packet Switched Data
J	Packet Switched Data on D Channel
K	Switched Data on B Channel 56 kbps
L	Switched Data on B Channel 64 kbps
M	Voice Only

DATA CHARACTERISTICS: 1 alpha character**EXAMPLE:**

E

CONDITIONAL USAGE NOTES: None**BUSINESS RULES:** None**29.10.3.25 MATN - Main/Alternate Number**

Indicates the dialable telephone number(s) assigned to the ISDN-BRI line. If the same number cannot be used for both B channels, then the main number will be assigned to B-channel 1, and the alternate number will be assigned to B-channel 2.

VALID ENTRIES:

Entry	Freeze Description:
M	Main Telephone Number
A	Alternate Telephone Number(s)

DATA CHARACTERISTICS: 1 alpha character**EXAMPLE:**

M

CONDITIONAL USAGE NOTES: None

BUSINESS RULES:

Manual:

Rule: There can be only one main telephone number, but multiple alternate telephone numbers may exist.

Electronic:

No additional rules

29.10.3.26 TC OPT - Transfer of Call Options

Identifies the type of transfer of call option requested by the end user for the disconnected telephone number when the standard intercept report is not desirable.

VALID ENTRIES:

Entry	Description
TC	Transfer of Calls. "The number you have reached XXX-XXXX has been changed. The new number is XXX-XXXX."
NO	None. "The number you have reached has been disconnected."
ST	Split. The called number is routed to an operator / recording who verifies the number being called and then the new number(s) quoted by a recording or intercept operator.

Additional Valid Entry for Manual:

Entry	Description
CA	Cancel. Used to cancel a transfer of call option when a number is disconnected. "The number you have reached has been disconnected."

DATA CHARACTERISTICS:

Manual: 3 alpha/numeric characters

Electronic: 2 alpha characters

EXAMPLE:

TC

CONDITIONAL USAGE NOTES: None

BUSINESS RULES:

Manual:

Rule 1: If intercept report type field is not provided, a standard intercept report will be assigned based on order activity.

Rule 2: A reference from a business telephone number to a residence telephone number is prohibited.

Electronic:

No additional rules.

29.10.3.27 TC TO PRI - Transfer of Calls To Primary Number

Identifies the primary telephone number to which calls are to be referred.

VALID ENTRIES: None

DATA CHARACTERISTICS:

Manual: 12 numeric characters (including 2 preprinted hyphens)

Electronic: 10 numeric characters

EXAMPLE:

Manual

201--699--1234

Electronic

2016991234

CONDITIONAL USAGE NOTES:

Note: Required when TC or ST is populated in the TC OPT field, otherwise prohibited.

BUSINESS RULES: None

29.10.3.28 TC TO SEC - Transfer of Calls To Secondary Number

Identifies the secondary telephone number to which calls are to be referred.

VALID ENTRIES: None

DATA CHARACTERISTICS:

Manual: 12 alpha/numeric characters (including 2 preprinted hyphens)

Electronic: 10 numeric characters

EXAMPLE:

Manual

201--699--1235

Electronic

2016991235

CONDITIONAL USAGE NOTES:

Note: Required when "ST" is populated in the TC OPT field, otherwise prohibited.

BUSINESS RULES: None

29.10.3.29 TC PER - Transfer of Calls Period

Indicates the requested date that the transfer of calls, specified in the TC TO PRI field, is to be removed and the standard recorded announcement is to be provided.

VALID ENTRIES:

Manual:

Character Position	Description
1st and 2nd	Two Digit Month (01-12)
3rd	Always a Hyphen
4th and 5th	Two Digit Day (01-31)
6th	Always a Hyphen
7th and 8th	Two Digit Century (20-99)
9th and 10th	Two Digit Year (00-99)

Electronic:

Character Position	Description
1st and 2nd	Two Digit Century (20-99)
3rd and 4th	Two Digit Year (00-99)
5th and 6th	Two Digit Month (01-12)
7th and 8th	Two Digit Day (01-31)

DATA CHARACTERISTICS:

Manual: 10 alpha/numeric characters (including 2 hyphens)

Electronic: 8 numeric characters

EXAMPLE:**Manual**

03--31--2001

Electronic

20010331

CONDITIONAL USAGE NOTES:

Note: Prohibited when TC OPT is *not* "ST" or "TC", otherwise optional.

BUSINESS RULES:**Manual:**

Rule 1: For residence service, the standard period for transfer of calls is 3 months.

Rule 2: For business service, the standard period for transfer of calls is 12 months or the life of the directory.

Rule 3: Transfer of calls period may be reduced due to a shortage of numbers or when the number is specifically requested by another client.

Electronic:

Rule 4: Must be later than the LSR receipt date.

29.10.3.30 TCID - Transfer of Calls To Identifier

Identifies the sequence of telephone numbers and names associated with split transfer of calls.

VALID ENTRIES:

Entry	Description
01	Name associated with TC TO PRI.
02	Name associated with TC TO SEC.

DATA CHARACTERISTICS: 2 numeric characters

EXAMPLE:

01

CONDITIONAL USAGE NOTES:

Note 1: Both TCID (01) and TCID (02) required when "ST" is populated in the TC OPT field, otherwise prohibited.

BUSINESS RULES:

Manual: No additional rules.

Electronic:

Rule 1: TCID (01) and TCID (02) can *not* be the same value.

Rule 2 : TCID (02) *not* allowed if TCID (01) not present.

29.10.3.31 TC NAME - Transfer of Calls To Name

Identifies the name or special instructions associated with TC TO (PRI or SEC) to which calls are referred when split of calls is requested.

VALID ENTRIES: None

DATA CHARACTERISTICS: Up to 35 alpha/numeric characters

EXAMPLE:

JOE SMITH

CONDITIONAL USAGE NOTES:

Note: Required when the TC OPT field is "ST", otherwise prohibited.

BUSINESS RULES:

Rule: Both TC NAME (01 and 02) are required when TC OPT is "ST".

29.10.3.32 TC FR - Transfer of Calls From

Identifies the telephone number to which calls are to be referred from.

VALID ENTRIES: None

DATA CHARACTERISTICS: 10 numeric characters

EXAMPLE:

201--699--1234

CONDITIONAL USAGE NOTES:

Note: Required when "ST" is populated in the TC OPT field, otherwise prohibited.

BUSINESS RULES: None

29.10.3.33 LEAN - Line Existing Account Number

Identifies the end user's account number by the current NSP and/or LSP.

NOTE: Supports consolidationg working telephone numbers that resides in old LSP existing account(s) to a single account telephone number.

VALID ENTRIES: None

DATA CHARACTERISTICS:

Manual: 12 or 16 alpha/numeric characters (including 2 or 3 hyphens)

Electronic: 10 or 13 alpha/numeric characters

EXAMPLE:

Manual

201--M23--1234

201--M23--1234--678

Electronic

201M231234

201M231234678

CONDITIONAL USAGE NOTES:

Note 1: Optional when the ACT field on the LSR is "V" or "W" and the EAN or EATN fields on the End User form/screen or the LEATN field is *not* populated, otherwise prohibited.

Note 2: Prohibited when the 1st character of TOS field is *not* '1' or '2'.

Note 3: Prohibited when the 2nd character of TOS field is *not* "A" or "B".

BUSINESS RULES: None

29.10.3.34 LEATN - Line Existing Account Telephone Number

Identifies the end user's existing account telephone number assigned by the old LSP.

NOTE: Supports consolidationg working telephone numbers that resides in old LSP existing account(s) to a single account telephone number.

VALID ENTRIES:

Manual: 12 numeric characters (including 2 preprinted hyphens)

Electronic: 10 or 13 alpha/numeric characters

EXAMPLE:

Manual

201--555--1234

Electronic

2015551234

2015551234678

CONDITIONAL USAGE NOTES:

Note 1: Optional when the ACT field on the LSR is "V" or "W" and the EAN or EATN fields on the End User form/screen or the LEAN field is *not* populated, otherwise prohibited.

Note 2: Prohibited when the 1st character of TOS field is *not* '1' or '2'.

Note 3: Prohibited when the 2nd character of TOS field is *not* "A" or "B".

BUSINESS RULES:

Rule 1: A maximum of four (4) LEATN accounts may be submitted with each request.

Rule 2: Each request must be for the same customer at the same location.

29.10.3.35 JK CODE - Jack Code

Indicates the standard code for the particular registered or non-registered jack used to terminate the service.

NOTE 1: Familiarization with the FCC's registration rules is requisite for all parties involved for the determination of the proper jack code for a given registered service.

NOTE 2: Registered jacks used to terminate category 1 and 3 services begin with the designation "RJ".

VALID ENTRIES: None

DATA CHARACTERISTICS: 5 alpha/numeric characters

EXAMPLE:

RJ21X

CONDITIONAL USAGE NOTES:

Note: Required when the NIDR field is populated with "Y".

BUSINESS RULES:

29.10.3.36 JK NUM - Jack Number

Identifies the number of the jack used on end user connections.

NOTE: When the jack identification is unknown, enter 99 in this field.

VALID ENTRIES: None

DATA CHARACTERISTICS: 2 alpha/numeric characters

EXAMPLE:

B2

CONDITIONAL USAGE NOTES:

Note: Required when the JK CODE field is populated.

BUSINESS RULES:**29.10.3.37 JK POS - Jack Position**

Identifies the position in the jack that a particular service will occupy.

NOTE 1: When jack position is unknown, enter '99' in this field to specify next available position.

NOTE 2: When the TN field is ranged, the entry in this field indicates the first position in a sequential arrangement.

VALID ENTRIES: None

DATA CHARACTERISTICS: 2 numeric characters

EXAMPLE:

99

CONDITIONAL USAGE NOTES:

Note: Required when JK CODE is populated.

BUSINESS RULES: None

Manual:

Electronic: No additional rules.

29.10.3.38 JR - Jack Request

Indicates a request for a new jack.

VALID ENTRIES:

Entry	Description
Y	Yes
N	No

DATA CHARACTERISTICS: 1 alpha character

EXAMPLE:

Y

CONDITIONAL USAGE NOTES: None

BUSINESS RULES: None

29.10.3.39 NIDR - NID Request

Indicates a request for a new Network Interface Device (NID).

VALID ENTRIES:

Entry	Description
Y	Yes
N	No

DATA CHARACTERISTICS: 1 alpha character

EXAMPLE:

Y

CONDITIONAL USAGE NOTES: None

BUSINESS RULES:

Manual: No additional rules.

Electronic:

Rule 1: CLEC must request NID if one is to be installed at the end user's premises.

Rule 2: If NID is required and not on order the technician will contact the CLEC for instructions.

29.10.3.40 IWJK - Inside Wire Jack Code

Indicates the standard code for the type of jack requested for inside wiring.

NOTE 1: When multiple lines are terminating in one multi-line jack, the IWJK and IWJQ fields should only be populated for the first line.

NOTE 2: Jacks may be ordered on a line-by-line basis.

VALID ENTRIES: None

DATA CHARACTERISTICS: 5 alpha/numeric characters

EXAMPLE:

RJ21X

CONDITIONAL USAGE NOTES:

Note: Required when the IWJQ field is populated.

BUSINESS RULES: None

29.10.3.41 IWJQ - Inside Wire Jack Quantity

Indicates the number of jacks requested for inside wiring.

NOTE 1: When multiple lines are terminating in one multi-line jack, the IWJK and IWJQ fields should only be populated for the first line.

NOTE 2: Jacks may be ordered on a line-by-line basis.

VALID ENTRIES: 01 - 99

DATA CHARACTERISTICS: 2 numeric characters

EXAMPLE:

01

CONDITIONAL USAGE NOTES:

Note 1: Required when the IWJK is populated.

Note 2: Required when the JR field is "Y".

BUSINESS RULES: None

29.10.3.42 SGNL - Signaling

Identifies the type of signaling requested.

NOTE: Signaling is determined by the type of PBX equipment that is being connected. CLEC should refer to the equipment vendor for instructions.

VALID ENTRIES:

Manual:

Entry	Description
LP	Loop
E1	E &M Type 1
E2	E &M Type 2
E3	E &M Type 3

Electronic: None

DATA CHARACTERISTICS: 2 alpha/numeric characters

EXAMPLE:

E1

CONDITIONAL USAGE NOTES:

Manual:

Note: Required for PBX Service Request, otherwise prohibited.

Electronic: No additional notes.

BUSINESS RULES:None

29.10.3.43 SSIG - Start Signaling

Identifies the type of start signaling requested.

VALID ENTRIES:

Manual:

Entry	Description
LS	Loop Start
GS	Ground Start
WS	Wink Start

- continued -

Entry	Description
DD	Delayed Dial
IM	Immediate Dial

Electronic: None**DATA CHARACTERISTICS:****Manual:** 2 alpha/numeric characters**Electronic:** 2 alpha characters**EXAMPLE:**

LS

CONDITIONAL USAGE NOTES: None**BUSINESS RULES:****Manual:**

Rule: When this field is not populated start signaling SSIG will default to Loop Start (LS).

Electronic: No additional rules.**29.10.3.44 PULSE - Type of Pulsing**

Identifies the type of pulsing desired for the DID trunk.

VALID ENTRIES: None**DATA CHARACTERISTICS:** 2 or 4 alpha characters**EXAMPLE:****CONDITIONAL USAGE NOTES:** None**BUSINESS RULES:** None

29.10.3.45 BA - Blocking Activity

Indicates the activity for the blocking of calls.

VALID ENTRIES:

Entry	Description
A	Add
D	Delete
N	No Change
Z	Remove All Blocking
	Blank

DATA CHARACTERISTICS: 1 alpha character

EXAMPLE:

A

CONDITIONAL USAGE NOTES: None

BUSINESS RULES:

Rule 1: When LNA = N the only valid entry is A.

Rule 2: To change blocking on an *existing* account, the valid entry is "A", with the desired block. (The existing block will be automatically removed.)

29.10.3.46 BLOCK

Identifies the type of blocking on the telephone numbers.

VALID ENTRIES:

Entry	Description
A	No collect and third party
B	No third party
C	No collect call

- continued -

- continued -

Entry	Description
H	No Directory Assistance Call Completion
	Blank

Manual: No additional valid entries.

Electronic:

Entry	Description
AH	No collect and third party and No Directory Assistance Call Completion
BH	No third party and No Directory Assistance Call Completion
CH	No collect call and No Directory Assistance Call Completion

DATA CHARACTERISTICS:

Manual: 1 alpha character

Electronic: 2 alpha characters

EXAMPLE:

Manual

A

Electronic

AH

CONDITIONAL USAGE NOTES:

Note 1: Prohibited when BA field is blank.

Note 2: Required with BA entry of A or D.

Note 3: Invalid with BA entry of N, Z or blank.

BUSINESS RULES: None

29.10.3.47 CNAM - Calling Name

Specifies the exact (custom) calling name that will appear on the caller ID box when the end user customer places a call to a terminating telephone number that is provisioned with the calling name feature.

VALID ENTRIES: None

DATA CHARACTERISTICS: 15 alpha/numeric characters

EXAMPLE:

Dr Joe Smith

CONDITIONAL USAGE NOTES: None

BUSINESS RULES: None

29.10.3.48 CFA - Connecting Facility Assignment

Identifies the provider's carrier system and channel to be used.

NOTE 1: The range of assignments should be provided on the DL (Design Layout) during the provisioning of the service.

NOTE 2: The customer specifies the particular carrier system and channel or channels to be utilized.

NOTE 3: All element entries of the Connecting Facility Assignment are left justified with no trailing spaces.

VALID ENTRIES:

Facility Identification	Description
Facility Designation	Uniquely identifies a particular facility type between two terminal locations (up to 5 characters followed by a delimiter).
Facility Type	Usually identified through the use of a code set found in the Telcordia Technologies (formerly known as BellCore) Practice BR-795-450-100 (up to 6 characters followed by a delimiter).

- continued -

- continued -

Facility Identification	Description
Channel/Pair Number	Number of the facility that is being used to provide the service (up to 5 characters followed by a delimiter).
"A" Location	Location of the facility termination that has the lower alpha/numeric CLLI code (8-11 characters, followed by a delimiter).
"Z" Location	Location of the facility termination that has the higher alpha/numeric CLLI code (8-11 characters).

DATA CHARACTERISTICS: Up to 42 alpha/numeric characters

EXAMPLE:

101/T1/3/BSTMAGTOGO/BSTMATCG0

CONDITIONAL USAGE NOTES:

Note: Required when utilizing Hi-Cap facilities and the customer has assignment control, otherwise optional.

BUSINESS RULES:

Rule 1: Virgules (/) are used as delimiters to separate the different elements of the CFA.

Rule 2: The range of assignments should be provided on the DL (Design Layout) during the provisioning of the service. The customer specifies the particular carrier system and channel or channels to be utilized.

Rule 3: All element entries of the Connecting Facility Assignment are left justified with no trailing spaces.

29.10.3.49 FA - FEATURE ACTIVITY

Indicates the activity type for the feature.

VALID ENTRIES:

Entry	Description
N	Add / Install
C	Change to feature detail
D	Disconnect

DATA CHARACTERISTICS: 1 alpha character

EXAMPLE:

N

CONDITIONAL USAGE NOTES: None

BUSINESS RULES:

Rule: FA must be N when LNA is "N".

29.10.3.50 FEATURE - Feature Codes

Identifies the type of feature associated with the line.

NOTE: Codes for feature identification may include: USOCs, FIDs, or TCIF maintained EDI codes.

VALID ENTRIES: None

DATA CHARACTERISTICS: 3 to 6 alpha/numeric characters

EXAMPLE:

EHX (USOC)

GCJRC (USOC)

RCU (FID)

RCYC (FID)

CONDITIONAL USAGE NOTES:

Note: Required when the FA field is populated.

BUSINESS RULES: None

29.10.3.51 FEATURE DETAIL

Identifies additional information for the type of feature associated with the line.

VALID ENTRIES: None

DATA CHARACTERISTICS: Up to 24 alpha/numeric characters

EXAMPLE:

RCYC 3

USAGE NOTES:

Note: Required when the FA field is "C".

BUSINESS RULES: None

29.11 PS - Port Service**29.11.1 Description**

This section describes the Port Service (PS) form/screen entries. Each field on the PS form/screen is identified and defined. The PS form/screen must always be accompanied by the Local Service Request (LSR) and End User (EU) forms/screens.

The PS form/screen contains hunting and service details necessary for the provisioning of this service. The Administrative Section contains information pertaining to the service being ordered such as: purchase order number, version number, account telephone number, etc. The Service Details Section provides Reference Numbers, Activity type information, Telephone, Terminal and Maintenance Number information, as well as numerous other data about service(s) involved in Port activity. The fields are presented in the order they appear on the LSOG Version 4 forms.

These request forms/screens were designed with the intent to require a minimum of input information.

29.11.2 Administrative Section Fields

29.11.2.1 PON - Purchase Order Number

Identifies the CLEC's unique purchase-order or requisition number that authorizes the issuance of this request or supplement.

VALID ENTRIES:

Upper Case alpha (A - Z)

Numeric (0 - 9)

Symbols limited to: period (.), comma (,), hyphen (-) and apostrophe (')

DATA CHARACTERISTICS: Up to 16 alpha/numeric characters

EXAMPLE:

824Z9

CONDITIONAL USAGE NOTES:

Note : This field is required.

BUSINESS RULES:

Rule 1: The Purchase Order Number may be reused after two years and one day. This is based on the original due date of the PON, regardless of the SUPs issued to change the original due date.

Rule 2: Every new request requires a unique PON. A new PON must be issued when requesting listings for different end users.

Rule 3: This entry must be identical to the PON field on the LSR form/screen.

Rule 4: When issuing a SUP, the same PON on the original LSR form/screen should be used however the VER field must be different.

29.11.2.2 VER - Version Identification

Identifies the CLEC's version number.

VALID ENTRIES: 00 - 99 or blank

DATA CHARACTERISTICS: 2 numeric characters

EXAMPLE:

01

CONDITIONAL USAGE NOTES:

Note: Required on a re-issuance (supplement), the CLEC must populate this field to uniquely distinguish this LSR form/screen from any other version.

BUSINESS RULES:

Rule 1: The CLEC must populate this field to indicate the PON is a SUP and not the original.

Rule 2: The CLEC must populate this field with a sequential number at least one digit higher than that of the preceding supplement to this PON.

Rule 3: On an initial LSR, the VER field must be 00 or blank.

Rule 4: This entry must be identical to the VER on the LSR form/screen and all other forms/screens submitted on this request.

29.11.2.3 AN - Account Number

Identifies the main account number assigned by the Network Service Provider (NSP). It is a non-dialable, non-standard number (e.g., miscellaneous account number).

VALID ENTRIES:

Manual: N = New Account Number **or** a valid miscellaneous Account Number

Electronic: a valid miscellaneous Account Number

DATA CHARACTERISTICS:

Manual: 1 alpha **or** up to 20 alpha/numeric characters

Electronic: 10 alpha/numeric **or** 13 alpha/numeric characters

Electronic:

EXAMPLE:

Manual

N

404--M23--1234

Electronic

404M231234

404M231234567

CONDITIONAL USAGE NOTES:

Note: Required when the ATN field on the LSR is not populated, otherwise prohibited.

BUSINESS RULES:

Rule: This entry must be identical to the AN on the LSR form/screen and all other submitted forms/screens.

29.11.2.4 ATN - Account Telephone Number

Identifies the account telephone number assigned by the NSP. It is a dialable telephone number.

VALID ENTRIES:

Manual: N = New Account Telephone Number **or** a valid Account TelephoneNumber

Electronic: a valid Account Telephone Number

DATA CHARACTERISTICS:

Manual: 12 numeric characters (including 2 preprinted hyphens)

Electronic: 10 numeric characters

EXAMPLE:

Manual

N

201--555--1212

Electronic

2015551212

CONDITIONAL USAGE NOTES:

Note: Required when the AN field on the LSR form/screen is not populated, otherwise prohibited.

BUSINESS RULES:

Rule: This entry must be identical to the ATN on the LSR form/screen and all other submitted forms/screens.

29.11.2.5 PQTY - Port Quantity

Identifies the quantity of ports involved in this service request.

VALID ENTRIES: None

DATA CHARACTERISTICS: 3 numeric characters

EXAMPLE:

008

CONDITIONAL USAGE NOTES: None

BUSINESS RULES: None

29.11.2.6 ORD - Order Number

Identifies the provider's order number for the service requested. This number may be pre-assigned to the customer by the provider.

VALID ENTRIES: None

DATA CHARACTERISTICS: Up to 20 alpha/numeric characters

EXAMPLE:

C23456

CONDITIONAL USAGE NOTES: None

BUSINESS RULES: None

29.11.2.7 PG__OF__ - Page of

Identifies the page number and total number of pages contained in this request.

VALID ENTRIES: None

DATA CHARACTERISTICS: Maximum of 4 numeric characters

EXAMPLE:

01 of 04

CONDITIONAL USAGE NOTES:

Note: This field is required, when requesting service in a manual environment (FAX).

BUSINESS RULES:

Rule 1: First field is individual page number, second field is total number of pages.

Rule 2: First field is individual page number, second field is total number of pages.

29.11.3 Service Details Section Fields

29.11.3.1 LOCNUM (Detail level) - Location Number

Identifies this service location number for the service requested.

NOTE: The Location Number is assigned by the customer and is retained until the service is disconnected.

VALID ENTRIES: 001 – 999

DATA CHARACTERISTICS: 3 numeric characters

EXAMPLE:

118

CONDITIONAL USAGE NOTES: None

BUSINESS RULES:

Rule 1: This field must be identical to the LOCNUM field indicated on the EU form/screen.

Manual:

Rule 2: This field is used to indicate service terminating at one or more locations for the same ATN (e.g. DPA or SLA).

Rule 3: The LOCNUM must be sequential when establishing new or additional service locations for the same ATN.

Rule 4: LOCNUM must be unique per service location.

Rule 5: Additional Resale forms/screens must be completed for each LOCNUM associated with the same ATN.

Electronic: No additional rules

29.11.3.2 LNUM - Line Number

Identifies the first line or trunk as a unique number and each additional line or trunk segment as a unique number.

NOTE 1: Once it is generated, it cannot be changed and is retained through completion of the request.

NOTE 2: The values are to be assigned consecutively and must be *unique* throughout the request at the PON level.

VALID ENTRIES: 0 – 99999

DATA CHARACTERISTICS: Up to 5 numeric characters

EXAMPLE:

Manual

167

Electronic

00167

CONDITIONAL USAGE NOTES: None

BUSINESS RULES: None

29.11.3.3 LNEX - Line Number Extension

Provides an extension to the line number field (LNUM) for use when multiple ISDN-BRI directory numbers (TNS) are assigned to a single ISDN-BRI line for one service order / PON / LNUM.

VALID ENTRIES: None

DATA CHARACTERISTICS: 5 numeric characters

EXAMPLE:

00001

CONDITIONAL USAGE NOTES: None

BUSINESS RULES: None

29.11.3.4 NPI - Number Portability Indicator

Identifies the status of the telephone being ported.

VALID ENTRIES:

Entry	Description
A	Port Out Reserved TN
C	Port In Working TN
D	Port in Reserved TN

DATA CHARACTERISTICS: 1 alpha character

EXAMPLE:

CONDITIONAL USAGE NOTES: None

BUSINESS RULES: None

29.11.3.5 LNA - Line Activity

Identifies the activity involved at the line level.

VALID ENTRIES:

Entry	Description
N	New Install and /or account
C	Change, (e.g., rearrangement, feature activity)

- continued -

Entry	Description
D	Disconnection
X	Telephone number change
V	Conversion of service to new LSP (As Specified)
P	PIC Change
B	Restore Partial Account
L	Suspend Partial Account

Additional Valid Entries for Manual Ordering:

Entry	Description
W	Conversion (As Is)

DATA CHARACTERISTICS: 1 alpha character**EXAMPLE:**

A

CONDITIONAL USAGE NOTES:

If ACT is:	Then LNA is:
N	N
C	N, C, D, P, X
D	Prohibited
V	N, D, V, W, P, X
T	N, C
S	L, B
B	Prohibited
L	Prohibited
Y	Prohibited

- continued -

- continued -

If ACT is:	Then LNA is:
P	N, D, V, P, X
Q	N, D, V, P, X

BUSINESS RULES:

Manual:

Rule: When LNA = L or B, the ACT field must equal "S". This allows the end user to seasonally suspend or restore some of the lines on an account.

Electronic: None

29.11.3.6 NOTYP - Number Type

Identifies the type of telephone number entered in the TNS or OTN fields.

This field is NOT supported by BellSouth.

29.11.3.7 PORTTYP - Port Type

Identifies the type of unbundled ports ordered from the provider.

VALID ENTRIES:

Entry	Description
A	Residence Port
B	Business Port
C	2 Wire analog DID hunt port
D	1 Way Outward PBX trunk port
E	2 Way PBX trunk port

DATA CHARACTERISTICS: 1 alpha character

EXAMPLE:

B

CONDITIONAL USAGE NOTES:

Note: Required when the ACT field on the LSR form/screen is "A", or "V", otherwise optional.

BUSINESS RULES: None

29.11.3.8 LTOS - Line Type of Service

Identifies the type of service at the line level.

This field is NOT supported by BellSouth.

29.11.3.9 TNS - Telephone Numbers

Identifies the telephone number (TN) / terminal number (TER) or sequential range of TNs/TERs for this service request. Also includes ISDN-BRI directing number after TN & TER.

VALID ENTRIES:

ENTRY
Telephone Number (s)
Terminal Number

Additional Valid Entries for Manual Ordering:

Entry	Description
N	New Telephone Number Requested

DATA CHARACTERISTICS:

Manual: 17 alpha/numeric characters (including two preprinted hyphens)

Electronic: 10 numeric characters **or** 15 alpha/numeric characters (including a hyphen (-) in the 11th position)

EXAMPLE:

Manual

N

201--555--1111T0001

Electronic

2015551111

2015551111--0001

CONDITIONAL USAGE NOTES: None

BUSINESS RULES:

Manual:

Rule 1: When the LNA field is "X", the entry in this field indicates the new telephone number or request for a new telephone number. The out telephone number is shown in the OTN field.

Electronic:

Rule 2: TNS range not allowed when LNA = X.

Rule 3: Must be 10 numeric characters when ACT is "P" or "Q", otherwise 15 alpha/numeric characters.

Rule 4: When the TNS field contains 15 alpha/numeric characters, the 11th character must be a hyphen (-).

29.11.3.10 TERS - Terminal Numbers

Identifies the number for a non-lead line in a multi-line hunt group or consecutive range of terminal numbers associated with the TNS field for this request.

VALID ENTRIES:

Entry	Description
N	New Terminal Number Requested
TXXXX or SXXXX	Terminal Numbers

DATA CHARACTERISTICS: Up to 10 alpha/numeric characters

EXAMPLE:

N

T0001

S0001

CONDITIONAL USAGE NOTES:

Note: Required when the TLI field on the LSR-Hunt Group Information form/screen is populated, otherwise prohibited.

BUSINESS RULES:

Rule 1: A pilot (lead) telephone number in the TNS field must accompany this field.

Rule 2: When this field is populated, the TNS field must not be ranged.

Rule 3: The first position is reserved for a terminal number indicator.

Rule 4: This field is used to establish, change or disconnect trunks associated with Multiline Hunt Groups.

Rule 5: Terminal Numbers must be sequential.

Rule 6: When the LNA field is populated with N, C D, X, V, or P and the TERS field is populated, the PTLI field is required.

29.11.3.11 OTN - Out Telephone Number

Identifies the existing telephone number that is being changed.

VALID ENTRIES: None

DATA CHARACTERISTICS:

Manual: 12 numeric characters (including two hyphens)

Electronic: 10 numeric characters

EXAMPLE:

Manual

201--669--0001

Electronic

2016690001

CONDITIONAL USAGE NOTES: None

BUSINESS RULES: None

29.11.3.12 FPI - Freeze PIC Indicator

Identifies the customer's requested freeze option for the PIC or LPIC.

VALID ENTRIES:

Entry	Description
E	CLEC Freezes InterLATA PIC (PIC)
A	CLEC Freezes IntraLATA PIC (LPIC)
B	CLEC Freezes InterLATA & IntraLATA PIC (Both PIC & LPIC)
J	End User Freezes InterLATA PIC (PIC)
K	End User Freezes IntraLATA PIC (LPIC)
L	End User Freezes Inter & IntraLATA PIC (Both PIC & LPIC)
O	CLEC Freezes InterLATA PIC and End User Freezes IntraLATA PIC
P	CLEC Freezes IntraLATA PIC and End User Freezes InterLATA PIC
R	Remove InterLATA Freeze (PIC)

- continued -

- continued -

Entry	Description
S	Remove IntraLATA Freeze (LPIC)
T	Remove Both InterLATA and IntraLATA Freeze (PIC & LPIC)

DATA CHARACTERISTICS: 1 alpha character**EXAMPLE:**

B

CONDITIONAL USAGE NOTES: None**BUSINESS RULES:** None**29.11.3.13 PIC - InterLATA Presubscription Indicator Code**

Identifies the presubscription indicator code (PIC) for the carrier the customer has selected for the InterLATA traffic.

VALID ENTRIES:

Entry	Description
XXXX	Valid PIC Code of four (4) numerics
NONE	No PIC chosen (Customer does not want to presubscribe.)
NC	No Change (Used in a conversion as specified line activity or change activity when the PIC is not impacted.)
UNDC	Undecided (Customer has not decided which presubscribed carrier to select.)

Additional Entries for Manual Ordering:

Entry	Description
NA	Not Applicable - Service may not require a PIC or used in a conversion as is scenario

Note: 1: When the LNA = C, P, or X, valid entries are NONE, UNDC, NC or a 4 numeric valid PIC code.

Note: 2: When the LNA = N, or V, valid entries are NONE, UNDC, or a 4 numeric valid PIC code.

DATA CHARACTERISTICS: 2 alpha characters **or** 4 alpha/numeric characters

EXAMPLE:

NA

0288

CONDITIONAL USAGE NOTES: None

BUSINESS RULES: None

29.11.3.14 LPIC - IntraLATA Presubscription Indicator Code

Identifies the presubscription indicator code (PIC) for the carrier the customer has selected for IntraLATA traffic.

VALID ENTRIES:

Entry	Description
XXXX	Valid PIC Code of four (4) numerics
NONE	No PIC chosen (Customer does not want to presubscribe).
NC	No Change (Used in a conversion as specified line activity or change activity when the PIC is not impacted.)
UNDC	Undecided (Customer has not decided which presubscribed carrier to select.)

Additional Entries for Manual Ordering:

Entry	Description
NA	Not Applicable - Service may not require a PIC or used in a conversion as is scenario

Note: 1: When the LNA = C, P, or X, valid entries are NONE, UNDC, NC or a 4 numeric valid PIC code.

Note: 2: When the LNA = N or V, valid entries are NONE, UNDC, or a 4 numeric valid PIC code.

DATA CHARACTERISTICS: 2 alpha characters **or** 4 alpha/numeric characters

EXAMPLE:

NA

0288

CONDITIONAL USAGE NOTES: None

BUSINESS RULES: None

29.11.3.15 SDI - Switched Data Identifier

Identifies the type of switched data for ISDN-BRI instances of multiple IXC selection, (e.g., one IXC is requested as the PIC for one B channel providing voice and data and another IXC is requested as the PIC for the second B channel providing just data, etc.).

VALID ENTRIES:

Entry	Description
E	Circuit Switched Data and Voice
F	Packet Switched Data
G	Packet Switched Data and Voice
H	Circuit Switched Data, Packet Switched Data and Voice
I	Circuit Switched Data, Packet Switched Data
J	Packet Switched Data on D channel
K	Switched Data on B Channel 56 Kbps
L	Switched Data on B Channel 64 Kbps
M	Voice Only

DATA CHARACTERISTICS: 1 alpha character

EXAMPLE:

E

CONDITIONAL USAGE NOTES: None

BUSINESS RULES: None

29.11.3.16 MATN - Main/Alternate Telephone Number

Indicates the dialable telephone number(s) assigned to the ISDN-BRI line.

NOTE: If the same number cannot be used for both B channels, then the main number will be assigned to B-channel 1 and the alternate number will be assigned to B-channel 2.

VALID ENTRIES:

Entry	Description
M	Main Telephone Number
A	Alternate Telephone Number (s)

DATA CHARACTERISTICS: 1 alpha character

EXAMPLE:

M

CONDITIONAL USAGE NOTES: None

BUSINESS RULES: None

29.11.3.17 TSP - Telecommunications Service Priority

Indicates the provisioning and restoration priority as defined under the TSP Service Vendor Handbook.

NOTE 1: These codes are assigned by the TSP Program Office.

NOTE 2: TSP Service Vendor Handbook is issued by the National Service Emergency Preparedness (NSEP). They can be reached at 703-607-4932.

VALID ENTRIES: Entry Format:

Character Position:	Description:
1st - 9th	Nine Character TSP Control Identifier
10th	One Character Provisioning Priority Level (E, 0-5)
11th	One Digit Restoration Priority Level (0-5)

DATA CHARACTERISTICS: 12 alpha/numeric characters (including 1 preprinted hyphens)

EXAMPLE:

TSP12345C-E1

TSP12345C-00

'revocation'

CONDITIONAL USAGE NOTES: None

BUSINESS RULES:

Manual:

Rule 1: A TSP code ending in '00' indicates revocation, the removal of a previously assigned TSP code.

Electronic:

Rule 2: One Hyphen (-) in the 10th position.

29.11.3.18 SAN - Subscriber Authorization Number

Identifies a number equivalent to the end user Purchase Order Number.

NOTE: This may, at the option of the customer, be a requirement when providing service to some governmental agencies.

VALID ENTRIES: None

DATA CHARACTERISTICS: Up to 30 alpha/numeric characters

EXAMPLE:

AB12345678

CONDITIONAL USAGE NOTES: None

BUSINESS RULES: None

29.11.3.19 CKR - Customer Circuit Reference

Identifies the circuit number or sequential range of circuit numbers assigned by the customer.

NOTE: It is used by the customer as a cross reference to the provider circuit ID and in many cases to identify the customer's end-to-end service.

VALID ENTRIES: None

DATA CHARACTERISTICS:

Manual: Up to 53 alpha/numeric characters

Electronic: Up to 41 alpha/numeric characters

EXAMPLE:

L0002-0024

CONDITIONAL USAGE NOTES: None

BUSINESS RULES: None

29.11.3.20 LEAN - Line Existing Account Number

Supports consolidating working telephone numbers that reside in Old LSP existing account(s) to a single Account Number (AN).

NOTE: Supports consolidating working telephone numbers that resides in old LSP existing account(s) to a single account telephone number.

VALID ENTRIES: None

DATA CHARACTERISTICS:

Manual: 20 alpha/numeric characters

Electronic: 10 or 13 alpha/numeric characters

EXAMPLE:

Manual

201--M23--1234

201--M23--1234--678

Electronic

201M231234

201M231234678

CONDITIONAL USAGE NOTES:

Note 1: Required when ACT field is V, P, or Q and the LEATN, EAN or EATN fields are not populated, otherwise prohibited.

Note 2: Prohibited when the 1st character of TOS field is not 1 or 2.

Note 3: Prohibited when the 2nd character of TOS field is not A or B.

BUSINESS RULES: None

29.11.3.21 Line Existing Account Telephone Number

Supports consolidating working telephone numbers that reside in Old LSP existing account(s) to a single Account Telephone Number (ATN).

NOTE: Supports one end user's multiple accounts of the same service type at one end user location.

VALID ENTRIES: None

DATA CHARACTERISTICS:

Manual: 12 numeric characters

Electronic: 10 numeric characters

EXAMPLE:

Manual

201--555--1234

Electronic

2015551234

2015551234678

CONDITIONAL USAGE NOTES:

Note 1: Required when ACT field is V, P, or Q and the LEAN, EAN or EATN fields are not populated, otherwise prohibited.

Note 2: Prohibited when the 1st character of TOS field is not 1 or 2.

Note 3: Prohibited when the 2nd character of TOS field is not A or B.

BUSINESS RULES: None

29.11.3.22 ECCKT - Exchange Company Circuit ID

Identifies a provider's circuit identification.

NOTE 1: The format of the field is defined by the provider.

NOTE 2: All components within the ID should be delimited by either virgules or periods.

NOTE 3: The layout of the field may be defined by the COMMON LANGUAGE standards.

NOTE 4: When a component of CLT, CLS, and CLF is purposely omitted, the component should still be delimited and compressed to eliminate any spaces.

NOTE 5: If all positions in a component of CLT, CLS, and CLF are not populated, the component should be compressed to eliminate any spaces.

VALID ENTRIES:

Circuit ID	Description:
Telephone Number Format:	Prefix/Service Code and modifier /NPA/NXX/XXXX/ Terminal Number (if applicable). This format may be up to 30 characters in length.
Serial Number Format:	Prefix/Service Code and modifier/Serial Number/Suffix Code/AP Code/Segment Name (if applicable). This format may be up to 27 characters in length.
Facility ID Format:	Facility Designation/Facility Type/Office A Location/Office Z Location. This format may be up to 36 characters in length.

DATA CHARACTERISTICS:

Manual: 53 alpha/numeric characters

Electronic: Up to 36 alpha/numeric characters

EXAMPLE:

Telephone Number Format:

A2.SBFS.201.981.3500.800.123.4567

Serial Number Format:

A2.LBFS.123456.001.NY

Facility ID Format:

101.T1.NYCMNY50.NYCMNY54W01

CONDITIONAL USAGE NOTES:

Note: Required when EAN or LEAN is populated.

BUSINESS RULES:

Manual:

Rule 1: All components within the ID should be delimited by either virgules or periods.

Rule 2: The layout of the field may be defined by the COMMON LANGUAGE standards.

Rule 3: When a component of CLT and CLS is purposely omitted, the component should still be delimited and compressed to eliminate any spaces. If all positions in a component of CLT and CLS are not populated, the component should be compressed to eliminate any spaces.

Rule 4: Ranges should be shown within the appropriate component of the ID by specifying the lowest value of the component, hyphen, highest value of the component, (e.g., trunk numbers 3500 through 3512 would be shown as 3500-3512).

Rule 5: Use of ranging is based on provider/customer negotiations.

Electronic:

No additional rules.

29.11.3.23 TC OPT - Transfer of Call Options

Identifies the type of transfer of call option requested by the end user for the disconnected telephone number when the standard intercept report is not desirable.

The following standard intercept recordings will automatically apply when this field is not populated.

Order or Line Activity	Standard Intercept Report
"D" - Disconnect	The number you have reached has been disconnected.
"C" or "T" - Number change to a Non-Pub number	The number you have reached XXX-XXXX has been changed to a non-published number.

- continued -

- continued -

Order or Line Activity	Standard Intercept Report
"C" or "T" - Number change to a listed number	The number you have reached XXX-XXXX has been changed. The new number is XXX-XXXX.
"C" - Seasonal suspension	At the customer's request XXX-XXXX has been temporarily disconnected.
"C" - Disconnect RingMaster number refer calls to Main Number	The number you have reached XXX-XXXX has been changed. The new number is XXX-XXXX.

VALID ENTRIES:

Entry	Intercept Report
TC = Transfer of Calls	The number you have reached XXX-XXXX has been changed. The new number is XXX-XXXX.
NO = None	The number you have reached has been disconnected.
ST = Split	The called number is routed to an operator/recording who verifies the number being called and then the new number(s) quoted by a recording or intercept operator.
CA	The number you have reached has been disconnected (Used to cancel a transfer of call option when a number is disconnected).

Note: Entry of CA invalid when LNA = D, M, X, L, or B.-

DATA CHARACTERISTICS:

Manual: 3 alpha/numeric characters

Electronic: 2 alpha characters

EXAMPLE:

TC

CONDITIONAL USAGE NOTES:

Note 1: Prohibited if TC FR is not populated when LNA = N, C, or V.

Note 2: Prohibited if OTN is not populated when LNA = X.

Note 3: Prohibited if TNS is not populated for LNA = D or L.

BUSINESS RULES: None

29.11.3.24 TC TO PRI - Transfer of Calls to Primary Number

Identifies the telephone number to which calls are to be referred.

VALID ENTRIES: None

DATA CHARACTERISTICS:

Manual: 12 numeric characters (including 2 preprinted hyphens)

Electronic: 10 numeric characters

EXAMPLE:

Manual

201--699--1234

Electronic

2016991234

CONDITIONAL USAGE NOTES:

Note: Required when TC or ST is populated in the TC OPT field, otherwise prohibited.

BUSINESS RULES:

Rule: Number must be different from the number being referred.

29.11.3.25 TC TO SEC - Transfer Calls to Secondary Number

Identifies the telephone number to which calls are to be referred.

VALID ENTRIES: None

DATA CHARACTERISTICS:

Manual: 12 numeric characters (including 2 preprinted hyphens)

Electronic: 10 numeric characters

Manual

201--699--1235

Electronic

2016991235

CONDITIONAL USAGE NOTES:

Note: Required when ST is populated in the TC OPT field, otherwise prohibited.

BUSINESS RULES:

Manual: None

Electronic:

Rule: Number must be different from the number being referred.

29.11.3.26 TCID - Transfer of Calls to Identifier

Identifies the sequence of telephone numbers and names associated with split transfer of calls.

VALID ENTRIES:

Entry	Description
01	Name associated with TC TO PRI.
02	Name associated with TC TO SEC.

DATA CHARACTERISTICS: 2 numeric characters

EXAMPLE:

01

CONDITIONAL USAGE NOTES:

Note: Both TCID (01) and TCID (02) required when ST is populated in the TC OPT field, otherwise prohibited.

BUSINESS RULES:

Manual: None

Electronic:

Rule 1: TCID (01) and TCID (02) can not be the same value.

Rule 2: TCID (02) not allowed if TCID (01) not present.

29.11.3.27 TC NAME - Transfer of Calls to Name

Identifies the name or special instructions associated with TC TO to which calls are referred when split of calls is requested.

VALID ENTRIES:

Upper Case A- Z, 0 - 9, embedded spaces and trailing blanks.

DATA CHARACTERISTICS:

Up to 35 alpha/numeric characters

EXAMPLE:

CONDITIONAL USAGE NOTES:

Note: Required when the TC OPT field is ST, otherwise prohibited.

BUSINESS RULES: None

29.11.3.28 TC PER - Transfer of Calls Period

Indicates the requested date that the transfer of calls, specified in the TC TO field, is to be removed and the standard recorded announcement is to be provided.

VALID ENTRIES:

Manual Entry Format:

Note: When the standard period of transfer is acceptable, the field is to be left blank. Otherwise use:

Character Position	Description
1st and 2nd	Two Digit Month (01-12)
3rd	Always a Hyphen
4th and 5th	Two Digit Day (01-31)
6th	Always a Hyphen
7th and 8th	Two Digit Century (20-99)
9th and 10th	Two Digit Year (00-99)

Electronic Entry Format:

Character Position	Description
1st and 2nd	Two Digit Century (20-99)
3rd and 4th	Two Digit Year (00-99)
5th and 6th	Two Digit Month (01-12)
7th and 8th	Two Digit Day (01-31)

DATA CHARACTERISTICS:

Manual: 10 alpha/numeric characters (including 2 hyphens)

Electronic: 8 numeric characters

EXAMPLE:**Manual**

03--31--2001

Electronic

20010331

CONDITIONAL USAGE NOTES:

Note: Prohibited when TC OPT is not ST or TC.

BUSINESS RULES:

Rule: Must be later than the LSR receipt date.

29.11.3.29 TC FR - Transfer of Calls from

Identifies the telephone number to which calls are to be referred from.

VALID ENTRIES: None

DATA CHARACTERISTICS: 10 numeric characters

EXAMPLE:

201-699-1234

CONDITIONAL USAGE NOTES:

Note: Required when the TC OPT is populated and LNA is N, C, or V.

BUSINESS RULES: None

29.11.3.30 SYSTEM ID - System Identification

Identifies the customer's system to be used in a collocation arrangement.

VALID ENTRIES: None

DATA CHARACTERISTICS: 5 alpha/numeric characters

EXAMPLE:

AA

101

CA101

CONDITIONAL USAGE NOTES: None

BUSINESS RULES: None

29.11.3.31 CABLE ID - Cable Identification

Identifies the provider's central office cable to be connected to the customer's collocated equipment.

VALID ENTRIES: None

(Note: The first character of the CABLE ID *must* be "P" or "V".)

DATA CHARACTERISTICS: 5 alpha/numeric characters

EXAMPLE:

XXX01

CONDITIONAL USAGE NOTES:

Note: Required when CHAN/PAIR is populated.

BUSINESS RULES: None

29.11.3.32 SHELF - Shelf

Identifies the number assigned to the customer's shelf to be used in a collocation arrangement.

VALID ENTRIES: None

DATA CHARACTERISTICS: 6 alpha/numeric characters

EXAMPLE:

20

CONDITIONAL USAGE NOTES:

Note 1: If no available shelf number, populate this field with "99".

Note 2: Required on REQTYP F when LNA is N, C, or V.

BUSINESS RULES: None

29.11.3.33 SLOT - Slot

Identifies the customer's specific connection slot to be used in a collocation arrangement.

VALID ENTRIES: None

DATA CHARACTERISTICS:

Manual: 6 alpha/numeric characters

Electronic: Up to 6 alpha/numeric characters

EXAMPLE:

07

CONDITIONAL USAGE NOTES: None

BUSINESS RULES: None

29.11.3.34 RELAY RACK - Relay Rack

Identifies the bay/cabinet in a central office and may include the floor and aisle where the specific piece of equipment is located.

VALID ENTRIES: None

DATA CHARACTERISTICS: Up to 10 alpha/numeric characters

EXAMPLE:

100052.030

CONDITIONAL USAGE NOTES:

Note: Required when the customer has assignment control in an arrangement, otherwise optional.

BUSINESS RULES: None

29.11.3.35 CHAN/PAIR - Channel / Pair

Identifies the specific channel or pair within the provider's cable to be used for connection.

VALID ENTRIES: None

DATA CHARACTERISTICS: Up to 5 alpha/numeric characters

EXAMPLE:

24

CONDITIONAL USAGE NOTES:

Note: Required when CABLE ID field is populated.

BUSINESS RULES: None

29.11.3.36 CFA - Connecting Facility Assignment

Identifies the provider's carrier system and channel to be used.

NOTE 1: The range of assignments should be provided on the DL (Design Layout) during the provisioning of the service.

NOTE 2: The customer specifies the particular carrier system and channel or channels to be utilized.

NOTE 3: All element entries of the Connecting Facility Assignment are left justified with no trailing spaces.

VALID ENTRIES:

Facility Identification	Description:
Facility Designation	Uniquely identifies a particular facility type between two terminal locations (up to 5 characters followed by a delimiter).
Facility Type:	Usually identified through the use of a code set found in the Telcordia Technologies (formerly known as BellCore) Practice BR-795-450-100 (up to 6 characters followed by a delimiter).
Channel/Pair Number:	Number of the facility that is being used to provide the service (up to 5 characters followed by a delimiter).
"A" Location	Location of the facility termination that has the lower alphanumeric CLLI code (8-11 characters, followed by a delimiter).
"Z" Location	Location of the facility termination that has the higher alphanumeric CLLI code (8-11 characters).

Note: Virgules (/) are used as delimiters to separate the different elements of the CFA.

VALID ENTRIES: None

DATA CHARACTERISTICS:

Manual: 42 alpha/numeric characters

Electronic: Up to 42 alpha/numeric characters

EXAMPLE:

101/T1/3/BSTMAGTOGO/BSTMATCG0

CONDITIONAL USAGE NOTES:

Note: Required when CABLE ID or CHAN/PAIR is not populated, otherwise prohibited

BUSINESS RULES: None

29.11.3.37 SGNL - Signaling

Identifies the type of signaling requested.

VALID ENTRIES:

Entry	Description
LP	Loop
E1	E + M1
E2	E + M2
E3	E + M3

DATA CHARACTERISTICS: 2 alpha/numeric characters

EXAMPLE:

LS

CONDITIONAL USAGE NOTES: None**BUSINESS RULES:** None**29.11.3.38 SSIG - Start Signaling**

Identifies the type of start signaling requested.

VALID ENTRIES:

Entry	Description
LS	Loop Start
GS	Ground Start
WS	Wink Start
DD	Delayed Dial
IM	Immediate Dial

Note: 1: Valid entry of WS, IM, or DD is allowed when SGNL is E1, E2, or E3.**Note:** 2: Valid entry of LS or GS is allowed when SGNL is LP.**DATA CHARACTERISTICS:** 2 alpha characters**EXAMPLE:**

LS

CONDITIONAL USAGE NOTES: None**BUSINESS RULES:** None**29.11.3.39 PULSE - Type of Pulsing**

Identifies the type of pulsing requested for the service.

VALID ENTRIES:

Entry	Description
DP	Dial Pulse
MF	Multi-Frequency
DTMF	Dual-Tone Multi-Frequency

Note: 1: Valid entry of WS, IM, or DD is allowed when SGNL is E1, E2, or E3.

Note: 2: Valid entry of LS or GS is allowed when SGNL is LP.

DATA CHARACTERISTICS:

Manual: 4 alpha characters

Electronic: 2 or 4 alpha characters

EXAMPLE:

DP

DTMF

CONDITIONAL USAGE NOTES: None

BUSINESS RULES: None

29.11.3.40 BA - Blocking Activity

Indicates the activity for the blocking of calls.

VALID ENTRIES:

Entry	Description
A	Add
D	Delete
N	No Change
Z	Remove All Blocking
	Blank

Note: 1: When LNA = N the only valid entry is A.

Note: 2: Valid combinations are A / D and A / Z only.

DATA CHARACTERISTICS: 1 alpha character

EXAMPLE:

A

CONDITIONAL USAGE NOTES: None

BUSINESS RULES: None

29.11.3.41 BLOCK - Block

Identifies the type of blocking on the telephone number.

VALID ENTRIES:

Entry	Description
A	No collect and third party
B	No third party
C	No collect call
H	No Directory Assistance call completion

Note 1: BLOCK entry of A, B, or C allowed only in first position in this field.

Note 2: Block entry can not be a combination of the same entry.

Note 3: BLOCK is invalid with a BA entry of N or Z.

DATA CHARACTERISTICS:

Manual: 1 alpha character

Electronic: Up to 2 alpha characters

EXAMPLE:

Manual:

A

Electronic:

A

A

A

CONDITIONAL USAGE NOTES:

Note 1: Required when BA field is populated N, Z, or blank.

Note 2: Required when BA entry is A or D.

BUSINESS RULES: None

29.11.3.42 FA - Feature Activity

Indicates the activity type for the feature.

VALID ENTRIES:

Entry	Description
N	Add / Install
C	Change to feature detail
D	Disconnect

Note: Must be N when LNA = N.

DATA CHARACTERISTICS: 1 alpha character

EXAMPLE:

N

CONDITIONAL USAGE NOTES:

Note: Required when the FEATURE field is populated, otherwise prohibited.

BUSINESS RULES: None

29.11.3.43 FEATURE - Feature Codes

Identifies the type of feature associated with the line.

NOTE: Codes for feature identification may include: USOCs, FIDs, or TCIF maintained EDI codes.

VALID ENTRIES: None

DATA CHARACTERISTICS:

Manual: 6 alpha/numeric characters

Electronic: 3, 5, or 6 alpha/numeric characters

EXAMPLE:

EHX (USOC)

GCJRC (USOC)

RCU (FID)

RCYC (FID)

CONDITIONAL USAGE NOTES:

Note: Required when the FA field is populated, otherwise prohibited.

BUSINESS RULES: None

29.11.3.44 FEATURE DETAIL

Identifies additional information for the type of feature associated with the line.

VALID ENTRIES: None

DATA CHARACTERISTICS: Up to 24 alpha/numeric characters

EXAMPLE:

234-5678

CONDITIONAL USAGE NOTES:

Note: Required when the FA field is "C".

BUSINESS RULES: None

29.11.3.45 REMARKS - Remarks

Identifies a free flowing field which can be used to expand upon and clarify other data on this form/screen.

VALID ENTRIES: None

DATA CHARACTERISTICS: 160 alpha/numeric characters

EXAMPLE:

DISC OF FIRST CKT IN GROUP

CONDITIONAL USAGE NOTES: None

BUSINESS RULES: None

29.12 Port Service Addendum Form

29.12.1 Description

At this time, the Port Service form does not accomodate all the information needed for ordering local services. In the interim, a BellSouth Port Service Addendum form has been created to address the additional requirements and options.

This form only applies to REQTYP F. It is strictly a manual form used when ordering selective call-routing. This form is required when selective call-routing is being ordered.

29.12.2 Administrative Section Fields

29.12.2.1 PON - Purchase Order Number

Identifies the CLEC's unique purchase-order or requisition number that authorizes the issuance of this request or supplement.

VALID ENTRIES:

Upper Case alpha (A - Z)

Numeric (0 - 9)

Symbols limited to: period (.), comma (,), hyphen (-)and apostrophe (')

DATA CHARACTERISTICS: Up to 16 alpha/numeric characters

EXAMPLE:

824Z9

CONDITIONAL USAGE NOTES:

Note : This field is required.

BUSINESS RULES:

Rule 1: The Purchase Order Number may be reused after two years and one day. This is based on the original due date of the PON, regardless of the SUPs issued to change the original due date.

Rule 2: Every new request requires a unique PON. A new PON must be issued when requesting listings for different end users.

Rule 3: This entry must be identical to the PON field on the LSR form/screen.

Rule 4: When issuing a SUP, the same PON on the original LSR form/screen should be used however the VER field must be different.

29.12.2.2 VER - Version Identification

Identifies the CLEC's version number.

VALID ENTRIES: 00 - 99 or blank

DATA CHARACTERISTICS: 2 numeric characters

EXAMPLE:

01

CONDITIONAL USAGE NOTES:

Note: Required on a re-issuance (supplement), the CLEC must populate this field to uniquely distinguish this LSR form/screen from any other version.

BUSINESS RULES:

Rule 1: The CLEC must populate this field to indicate the PON is a SUP and not the original.

Rule 2: The CLEC must populate this field with a sequential number at least one digit higher than that of the preceding supplement to this PON.

Rule 3: On an initial LSR, the VER field must be 00 or blank.

Rule 4: This entry must be identical to the VER on the LSR form/screen and all other forms/screens submitted on this request.

29.12.2.3 ORD - Order Number

Identifies the provider's order number for the service requested. This number may be pre-assigned to the customer by the provider.

VALID ENTRIES: None

DATA CHARACTERISTICS: Up to 20 alpha/numeric characters

EXAMPLE:

C23456

CONDITIONAL USAGE NOTES: None

BUSINESS RULES: None

29.12.2.4 PG__OF__ - Page of

Identifies the page number and total number of pages contained in this request.

VALID ENTRIES: None

DATA CHARACTERISTICS: Maximum of 4 numeric characters

EXAMPLE:

01 of 04

CONDITIONAL USAGE NOTES:

Note: This field is required, when requesting service in a manual environment (FAX).

BUSINESS RULES:

Rule: First field is individual page number, second field is total number of pages.

29.12.3 Service Details Section Fields

29.12.3.1 DA BRAND - Directory Assistance Branding

Identifies the Directory Assistance option chosen by the CLEC and the appropriate service level specified by the customer during the pre-ordering process for selective call-routing.

VALID ENTRIES:

01 = Standard Directory Assistance Branding

02 = Unbranded Directory Assistance

03 = Customized Directory Assistance Branding

04 = None

DATA CHARACTERISTICS: 2 numeric characters

EXAMPLE:

02

CONDITIONAL USAGE NOTES: None

BUSINESS RULES:

Rule: This field is required.

29.12.3.2 DACC - Directory Assistance Call Completion

Indicates that the CLEC wishes to block DACC on the end user's service.

VALID ENTRIES: BLKD = Blocked

DATA CHARACTERISTICS: 5 alpha characters

EXAMPLE:

BLKD

CONDITIONAL USAGE NOTES:

Note: This field is prohibited when the DA BRAND field is populated with '04'.

BUSINESS RULES: None

29.12.3.3 OS BRAND - Operator Services Branding

Indicates the CLEC has pre-ordered Operator Services Branding and the appropriate service level specified by the CLEC during the pre-ordering process.

VALID ENTRIES:

01 = Standard Directory Assistance Branding

02 = Unbranded Directory Assistance

03 = Customized Directory Assistance Branding

04 = None

DATA CHARACTERISTICS: 2 numeric characters

EXAMPLE:

01

CONDITIONAL USAGE NOTES: None

BUSINESS RULES:

Rule 1: This field is required.

Rule 2: Must use '01' unless Selective Call Routing has been preordered.

29.12.3.4 LCCA - Local Customer Collocation Address

Indicates the address of the Central Office where the CLEC is collocated.

VALID ENTRIES: None

DATA CHARACTERISTICS: 50 alpha/numeric characters

EXAMPLE:

70 COURTLAND SE, ATL

CONDITIONAL USAGE NOTES: None

BUSINESS RULES:

Rule: This field is optional.

29.13 DRS - DID Resale Service

29.13.1 Description

This guide describes the DID Resale Service (DRS) Ordering Form/Screen entries. Each field on the DRS form/screen is identified and defined. The DRS form/screen must always be associated with both a Local Service Request (LSR) and an End User (EU) forms/screens.

The DRS contains service details necessary for the provisioning of DID service. Requests for new DID service requires a service inquiry and should be submitted to the Account Team for processing.

The DRS form/screen do not apply when ordering MegaLink® Channel Service associated with DID.

29.13.2 Administrative Section Fields

29.13.2.1 PON - Purchase Order Number

Identifies the CLEC's unique purchase-order or requisition number that authorizes the issuance of this request or supplement.

VALID ENTRIES:

Upper Case alpha (A - Z)

Numeric (0 - 9)

Symbols limited to: period (.), comma (,), hyphen (-) and apostrophe (')

DATA CHARACTERISTICS: Up to 16 alpha/numeric characters

EXAMPLE:

824Z9

CONDITIONAL USAGE NOTES:

Note : This field is required.

BUSINESS RULES:

Rule 1: The Purchase Order Number may be reused after two years and one day. This is based on the original due date of the PON, regardless of the SUPs issued to change the original due date.

Rule 2: Every new request requires a unique PON. A new PON must be issued when requesting listings for different end users.

Rule 3: This entry must be identical to the PON field on the LSR form/screen.

Rule 4: When issuing a SUP, the same PON on the original LSR form/screen should be used however the VER field must be different.

29.13.2.2 VER - Version Identification

Identifies the CLEC's version number.

VALID ENTRIES: 00 - 99 or blank

DATA CHARACTERISTICS: 2 numeric characters

EXAMPLE:

01

CONDITIONAL USAGE NOTES:

Note: Required on a re-issuance (supplement), the CLEC must populate this field to uniquely distinguish this LSR form/screen from any other version.

BUSINESS RULES:

Rule 1: The CLEC must populate this field to indicate the PON is a SUP and not the original.

Rule 2: The CLEC must populate this field with a sequential number at least one digit higher than that of the preceding supplement to this PON.

Rule 3: On an initial LSR, the VER field must be '00' or blank.

Rule 4: This entry must be identical to the VER on the LSR form/screen and all other forms/screens submitted on this request.

29.13.2.3 AN - Account Number

Identifies the main account number assigned by the Network Service Provider (NSP). It is a non-dialable, non-standard number (e.g., miscellaneous account number).

VALID ENTRIES:

Manual: N = New Account Number or a valid miscellaneous Account Number

Electronic: a valid miscellaneous Account Number

DATA CHARACTERISTICS:

Manual: 1 alpha **or** up to 20 alpha/numeric characters

Electronic: 10 alpha/numeric **or** 13 alpha/numeric characters

Electronic:

EXAMPLE:**Manual**

N

404--M23--1234

Electronic

404M231234

404M231234567

CONDITIONAL USAGE NOTES:

Note: Required when the ATN field on the LSR is not populated, otherwise prohibited.

BUSINESS RULES:

Rule: This entry must be identical to the AN on the LSR form/screen and all other submitted forms/screens.

29.13.2.4 ATN - Account Telephone Number

Identifies the account telephone number assigned by the NSP. It is a dialable telephone number.

VALID ENTRIES:

Manual: N = New Account Telephone Number **or** a valid Account TelephoneNumber

Electronic: a valid Account Telephone Number

DATA CHARACTERISTICS:

Manual: 12 numeric characters (including 2 preprinted hyphens)

Electronic: 10 numeric characters

EXAMPLE:

Manual

N

201--555--1212

Electronic

2015551212

CONDITIONAL USAGE NOTES:

Note: Required when the AN field on the LSR form/screen is not populated, otherwise prohibited.

BUSINESS RULES:

Rule: This entry must be identical to the ATN on the LSR form/screen and all other submitted forms/screens.

29.13.2.5 ORD - Order Number

Identifies the Provider's order number for the service requested.

VALID ENTRIES: None

DATA CHARACTERISTICS: 20 alpha/numeric characters

EXAMPLE:

C2345678

CONDITIONAL USAGE NOTES: None

BUSINESS RULES: None

29.13.2.6 PG__OF__ - Page of

Identifies the page number and total number of pages contained in this request.

VALID ENTRIES: None

DATA CHARACTERISTICS: Maximum of 4 numeric characters

EXAMPLE:

01 of 04

CONDITIONAL USAGE NOTES:

Note: This field is required, when requesting service in a manual environment (FAX).

BUSINESS RULES:

Rule: First field is individual page number, second field is total number of pages.

29.13.3 Service Detail Section

29.13.3.1 LOCNUM (Detail level) - Location Number

Identifies the service location number for the service requested.

NOTE: The Location Number is assigned by the customer and is retained until the service is disconnected.

VALID ENTRIES: 000 – 999

DATA CHARACTERISTICS: 3 numeric characters

EXAMPLE:

118

CONDITIONAL USAGE NOTES: None

BUSINESS RULES:

Rule 1: This field is required to match a LOCNUM at End User location.

Manual:

Rule 2: This field is used to indicate service terminating at one or more locations for the same ATN (e.g. DPA or SLA).

Rule 3: The LOCNUM must be sequential when establishing new or additional service locations for the same ATN.

Rule 4: LOCNUM must be unique per service location.

Rule 5: Additional Resale forms/screens must be completed for each LOCNUM associated with the same ATN.

Electronic:

Rule 6: When LOCNUM of service is reviewed with blank data, LEO will replace with zeros (000) and accept as a valid value.

29.13.3.2 DIDNUM - DID Reference Number

Identifies each DID group as a unique number and each additional DID group as a unique number.

VALID ENTRIES:

Manual: 0 – 9999

Electronic: 0 – 99999

DATA CHARACTERISTICS:

Manual: 4 alpha/numeric characters

Electronic: 5 alpha/numeric characters

EXAMPLE:

CONDITIONAL USAGE NOTES: None

BUSINESS RULES:

Rule 1: The DIDNUM is CLEC assigned.

Rule 2: Once DIDNUM is generated it cannot be changed and is retained through completion of the request.

Rule 3: The values are to be assigned consecutively and must be unique throughout the request at the PON level.

29.13.3.3 NPI - Number Portability Indicator

Identifies the status of the telephone number being ported.

This field is NOT supported by BellSouth.

29.13.3.4 CKR - Customer Circuit Reference

Identifies a Provider's circuit identification.

NOTE: This field is used to identify the circuit associated with the DID off premises extensions, (e.g., OSNC).

VALID ENTRIES: N = New Circuit

DATA CHARACTERISTICS: Up to 41 alpha/numeric characters

EXAMPLE:

L0002

CONDITIONAL USAGE NOTES:**BUSINESS RULES:**

Rule: The DIDNUM is CLEC assigned.

29.13.3.5 DTNRACT - DID Telephone Number Activity

Identifies the activity involved at the DID telephone number (TN)level.

VALID ENTRIES:**Manual:**

Entry	Description
N	Add TN Blocks
D	Remove TN Blocks
V	Convert existing TN Blocks as specified

Electronic:

Entry	Description
A	Activate Previously reserved TN blocks (SCB only)
N	Add TN Blocks

- continued -

Entry	Description
D	Remove TN Blocks
R	Reserve TN (SBC only)

DATA CHARACTERISTICS: 1 alpha character

EXAMPLE:

A

CONDITIONAL USAGE NOTES:

Note 1: Required when the DTNRQ field is populated.

Note 2: Valid entries of A and R are prohibited in BellSouth states Georgia (GA), Florida (FL), North Carolina (NC) and South Carolina (SC).

BUSINESS RULES: None

29.13.3.6 DTNRQ - DID Telephone Number Quantity

Identifies the quantity of DID telephone numbers requested.

VALID ENTRIES: 0020 – 9980

DATA CHARACTERISTICS: 4 numeric characters

EXAMPLE:

0020

CONDITIONAL USAGE NOTES: None

BUSINESS RULES:

Rule: Must be in increments of 20 (twenty) and greater than zero (0000)

29.13.3.7 DTNR - DID Telephone Number Range

Identifies the range of DID telephone numbers within the same switch.

VALID ENTRIES: None

DATA CHARACTERISTICS:

Manual: 17 alpha/numeric characters (including 3 preprinted hyphens)

Electronic: Up to 15 alpha/numeric characters

EXAMPLE:

Manual

210--555--5200--1234

Electronic

2015552000

2015552000X2262

CONDITIONAL USAGE NOTES: None

Note: Required when DTNRACT field is populated.

BUSINESS RULES:

Rule: If the blocks of DID numbers are not consecutive ranges, additional appearances of DTNR must be populated.

29.13.3.8 DSTNACT - Disassociated Telephone Number Activity

Identifies the activity involved against the disassociated telephone number.

This field is NOT supported by BellSouth.

29.13.3.9 DSTNQ - Disassociated Telephone Number Quantity

Identifies the quantity of disassociated telephone numbers.

This field is NOT supported by BellSouth.

29.13.3.10 DSTN - Disassociated Telephone Number

Identifies the disassociated telephone numbers.

This field is NOT supported by BellSouth.

29.13.3.11 DTKACT - DID Trunk Activity

Identifies the activity involved in the DID trunk level.

VALID ENTRIES:

Manual:

Entry	Description
N	Add new Trunks
C	Change to existing Trunks
D	Remove Trunks
V	Convert existing Trunks as specified

Electronic:

Entry	Description
C	Change to existing Trunks
V	Convert existing Trunks as specified
W	Switch as is (partial migrations only)

DATA CHARACTERISTICS: 1 alpha character

EXAMPLE:

N

CONDITIONAL USAGE NOTES:

Note: Required when the DTK field is populated.

BUSINESS RULES:

Rule 1: When D, P or Q is indicated in the ACT field on the LSR form/screen, valid entry of N is prohibited.

Rule 2: If adding, changing or deleting an off premises extension of DID service, the CKR field on the DID Resale form/screen is required.

Rule 3: DID service arrangement must consist of at least one DID trunk per account.

29.13.3.12 DTK - DID Trunk Quality

Identifies the quantity of trunks being requested.

VALID ENTRIES: None

DATA CHARACTERISTICS: Up to 4 numeric characters

EXAMPLE:

0001

CONDITIONAL USAGE NOTES:

Manual: Required when the DTKACT is "N", otherwise optional.

Electronic: Required when the DTKACT is "C", "V", or "W".

BUSINESS RULES: None

29.13.3.13 DTGN - Trunk Group Number

Identifies the DID Trunk Group Number which has been assigned by the provider.

VALID ENTRIES: None

DATA CHARACTERISTICS: 3 or 4 numeric characters

EXAMPLE:

0001

CONDITIONAL USAGE NOTES:

Note: Required when the DTNRACT field is populated on the DRS form/screen. **BUSINESS RULES:**

Rule 1: This field must be populated when a Trunk Group Number has been assigned by the provider.

Rule 2: This field is required when the DTNRACT field is populated, on the DID resale form/screen.

29.13.3.14 DRTI - DID Route Index Number

Identifies the DID Trunk Group Number which has been assigned by the provider.

VALID ENTRIES: None

DATA CHARACTERISTICS:

Minimum of 3 numeric characters,
Maximum of 4 numeric characters

EXAMPLE:

0001

CONDITIONAL USAGE NOTES:

Note 1: Required when the DTNRACT field is populated on the DRS form/screen.

Note 2: Prohibited when the CKR field is populated.

BUSINESS RULES:

Rule: This field must be populated when a Trunk Group Number which has been assigned by the provider.

29.13.3.15 DLTl - DID Telephone Line Identifier

The lead telephone line identifier assigned to the DID Trunk Group.

VALID ENTRIES: N = New DID Telephone Line Identifier

DATA CHARACTERISTICS:

Manual: 12 alpha/numeric characters

Electronic: 10 numeric characters

EXAMPLE:**Manual**

210--555--5200

Electronic

2015552000

CONDITIONAL USAGE NOTES: None

BUSINESS RULES:

Rule 1: This field must be populated when a DID Telephone Line Identifier has been previously provided.

Rule 2: This field is required when the DTKACT field is populated.

29.13.3.16 DTKID - DID Trunk ID

Identifies the Trunk ID of the existing DID service.

VALID ENTRIES: None

DATA CHARACTERISTICS: 10 alpha/numeric characters

EXAMPLE:

CONDITIONAL USAGE NOTES:

Note: Required when the DTK field on the DID Resale form/screen is populated.

BUSINESS RULES:

Rule 1: This field must be populated when a DID Telephone Line Identifier has been previously provided.

Rule 2: This field identifies the DID trunk number. The DTKID must be consecutive and sequential.

29.13.3.17 DGOUT - DID Digits Out

Identifies the number of digits out-pulsed from the central office to the customer's equipment.

VALID ENTRIES: None

DATA CHARACTERISTICS: 2 numeric characters

EXAMPLE:

23

CONDITIONAL USAGE NOTES:

Note: Required when the DTKACT field is N, otherwise optional.

BUSINESS RULES:None

29.13.3.18 DPULSE - DID Type of Pulsing

Identifies the type of pulsing requested for the DID service.

VALID ENTRIES:

Entry	Description
DP	Dial Pulse
MF	Multi Frequency
DTMF	Dual-Tone Multi Frequency

DATA CHARACTERISTICS: 2 or 4 alpha characters

EXAMPLE:

DP

DTMF

CONDITIONAL USAGE NOTES:

Note: Required when the DTKACT field is "N", otherwise optional.

BUSINESS RULES: None

29.13.3.19 DSGNL - DID Signaling

Identifies the type of signaling requested for the DID service.

VALID ENTRIES:**Manual:**

Entry	Description
DST	Delay Dial Start
IST	Immediate Start
WST	Wink Start

Electronic:

Entry	Description
DD	Delay Dial Start
IM	Immediate Start
WS	Wink Start

DATA CHARACTERISTICS:

Manual: 3 alpha characters

Electronic: 2 alpha characters

EXAMPLE:**Manual**

DST

Electronic

DD

CONDITIONAL USAGE NOTES:

Note: Required when the DTKACT field is "N", otherwise optional.

BUSINESS RULES: None

29.13.3.20 BA - Blocking Activity

Indicates the activity for the blocking of calls.

VALID ENTRIES:

Entry	Description
A	Add
D	Delete
N	No Change
Z	Remove All Blocking
	Blank

DATA CHARACTERISTICS: 1 alpha character

EXAMPLE:

A

CONDITIONAL USAGE NOTES: None

BUSINESS RULES:

Rule 1: When LNA = N the only valid entry is "A".

Rule 2: Valid combinations are A / D and A / Z only.

29.13.3.21 BLOCK

Identifies the type of blocking on the telephone numbers.

VALID ENTRIES:

Entry	Description
A	No collect and third party
B	No third party
C	No collect call
	Blank

DATA CHARACTERISTICS:

Manual: 1 alpha character

Electronic: Up to 2 alpha characters

EXAMPLE:

A

CONDITIONAL USAGE NOTES:

Note 1: Prohibited when BA field is blank.

Note 2: Required with BA entry of A or D.

Note 3: Invalid with BA entry of N, Z or blank.

BUSINESS RULES:

Rule 1: Cannot be a combination of same entries.

Rule 2: Entry of A, B, or C allowed in first position in this field.

29.13.3.22 LEAN - Line Existing Account Number

Supports consolidating working telephone numbers that reside in Old LSP existing account(s) to a single Account Number (AN).

NOTE: Supports consolidating working telephone numbers that resides in old LSP existing account(s) to a single account telephone number.

VALID ENTRIES: None

DATA CHARACTERISTICS:

Manual: 20 alpha/numeric characters

Electronic: 10 or 13 alpha/numeric characters

EXAMPLE:

Manual

201--M23--1234

201--M23--1234--678

Electronic

201M231234

201M231234678

CONDITIONAL USAGE NOTES:

Note 1: Required when ACT field is V, P or Q and the LEATN, EAN or EATN fields are not populated, otherwise optional.

Note 2: Prohibited when the 1st character of TOS field is *not* 1 or 2.

Note 3: Prohibited when the 2nd character of TOS field is *not* A or B.

BUSINESS RULES: None

29.13.3.23 LEATN - Line Existing Account Telephone Number

Supports consolidating working telephone numbers that reside in Old LSP existing account(s) to a single Account Telephone Number (ATN).

NOTE: Supports one end user's multiple accounts of the same service type at one end user location.

VALID ENTRIES: None

DATA CHARACTERISTICS:

Manual: 12 numeric characters

Electronic: 10 or 13 numeric characters

EXAMPLE:**Manual**

201--555--1234

Electronic

2015551234

2015551234678

CONDITIONAL USAGE NOTES:

Note 1: Required when ACT field is V, P or Q and the LEAN, EAN or EATN fields are not populated, otherwise optional.

Note 2: Prohibited when the 1st character of TOS field is *not* 1 or 2.

Note 3: Prohibited when the 2nd character of TOS field is *not* A or B.

BUSINESS RULES: None

29.13.3.24 REMARKS - Remarks

Identifies a free flowing field which can be used to expand upon and clarify other data on this form/
screen.

VALID ENTRIES: None

DATA CHARACTERISTICS: 160 alpha/numeric characters

EXAMPLE:

SUP TO DELETE TN 111-222-3333

CONDITIONAL USAGE NOTES: None

BUSINESS RULES: None

30. CNF - Confirmation (CF) / CMP - Completion Notice (CN)

30.1 Description

This guide describes the Confirmation (CNF), [a.k.a. Firm Order Confirmation (FOC)]; and Completion notice (CMP) requirements. The Confirmation and Completion are currently generated when an error free order is in the service order system.

This document provides current definitions used by BellSouth Telecommunications in providing the Confirmation (FOC notification) and Completion notice. The Confirmation (FOC notification) provides the customer with the information required for control and tracking of the request(s) for the provisioning of local service. The Completion notice provides the customer with the information required for control and tracking of request(s).

BST will send 14 characters from LEO and 10 characters from LNP Gateway.

30.2 CNF / CMP Entries

30.2.1 Administrative Section

30.2.1.1 CCNA - Customer Carrier Name Abbreviation

Identifies the Common Language IAC code for the customer submitting the LSR and receiving confirmation. This code is assigned and provided by Telcordia Technologies (formerly known as BellCore) *prior* to the submission of a Local Service. CCNA is not necessarily the customer to be billed for the service. The billed party should be specified in the ACNA field.

USAGE:

This information is taken from the CCNA field on the LSR record and is provided to the customer in the CCNA field on the 855/865.

DATA CHARACTERISTICS: 3 alpha characters

30.2.1.2 RTR - Response Type Requested

Identifies the type of confirmation response requested by the customer.

This field is not valid for data population by the CLEC. BellSouth provides confirmation response only with the response provided to the customer in the RTR field on the 855/865.

DATA CHARACTERISTICS: 1 alpha character

30.2.1.3 CC - Company Code

Identifies the Exchange Carrier requesting the service.

USAGE:

This information is taken from the CC field on the LSR record and is provided to the customer in the CC field on the 855/865.

DATA CHARACTERISTICS: 4 alpha/numeric characters

30.2.1.4 PON - Purchase Order Number

Identifies the CLEC's unique purchase-order or requisition number that authorizes the issuance of this request or supplement.

USAGE:

This information is taken from the PON field on the LSR record and is provided to the customer in the PON field on the 855/865.

DATA CHARACTERISTICS: Up to 16 alpha/numeric characters

30.2.1.5 VER - Version Identification

Identifies the customer's version number.

USAGE:

This information is taken from the VER field on the LSR record and is provided to the customer in the VER field on the 865.

DATA CHARACTERISTICS: 2 numeric characters

30.2.1.6 LSR NO. - Local Service Request Number

Identifies the number that may be generated by the provider's mechanized systems, pre-assigned to the customer by the provider, or manually assigned by the provider to identify a customer's request for service.

This field is NOT supported by BellSouth.

USAGE:

This information is taken from the LSR NO field on the LSR record and is provided to the customer in the LSR NO field on the 855/ 865.

DATA CHARACTERISTICS: Up to 18 alpha/numeric characters

30.2.1.7 AN - Account Number

Identifies the main account number assigned by the NSP. It is a non-dialable, non-standard number (e.g., miscellaneous account number).

USAGE:

This information is taken from the AN field on the LSR record and is provided to the customer in the AN field on the 855/ 865.

DATA CHARACTERISTICS: Up to 20 alpha/numeric characters

30.2.1.8 ATN - Account Telephone Number

Identifies the account telephone number assigned by the NSP. It is a dialable telephone number.

USAGE:

This information is taken from the ATN field on the LSR record and is provided to the customer in the ATN field on the 855/ 865.

DATA CHARACTERISTICS: 12 numeric characters (including 2 preprinted hyphens)

30.2.1.9 EAN - Existing Account Number

Identifies the End User's existing account number assigned by the current NSP. It is a non-dialable, non-standard number (e.g., miscellaneous account number).

USAGE:

This information is taken from the EAN field on the LSR record and is provided to the customer in the EAN field on the 855/ 865.

DATA CHARACTERISTICS: 13 alpha/numeric characters

30.2.1.10 EATN - Existing Account Telephone Number

Identifies the End User's existing account telephone number assigned by the current NSP. It is a dialable telephone number.

USAGE:

This information is taken from the EATN field on the LSR record and is provided to the customer in the EATN field on the 855/ 865.

DATA CHARACTERISTICS:

Manual: 12 numeric characters

Electronic: 10 numeric characters

30.2.1.11 SVC ORD - Service Order

Identifies the provider's order number for the service provided.

USAGE:

This information is taken from the service order and is provided to the customer in the SVC ORD field on the 855/ 865.

DATA CHARACTERISTICS: 8 alpha/numeric characters

30.2.1.12 INIT- Contact Name

Identifies CLEC's representative who originated the request to BellSouth.

USAGE:

This information is taken from the INIT field on the LSR record and is provided to the customer in the INIT field on the 855/ 865.

DATA CHARACTERISTICS: Up to 15 alpha/numeric characters

30.2.1.13 INIT-TEL NO. - Telephone Number

Identifies the telephone number of the CLEC's initiator's telephone number.

USAGE:

This information is taken from the INIT TEL NO field on the LSR record and is provided to the customer in the INIT TEL NO field on the 855/ 865.

DATA CHARACTERISTICS: Up to 15 alpha/numeric characters.

30.2.1.14 CD/SENT - Confirmation Date Sent

Identifies the date the FOC was sent by BellSouth to the CLEC.

USAGE:

BellSouth will provide this information from the date stamp that indicates the date the 855/865 was submitted to the system interfacing the customer. This date will be provided to the customer in the CD/SENT field on the 855/865.

DATA CHARACTERISTICS: 8 numeric characters

30.2.1.15 REP - Provider Contact Representative

Identifies the contact representative for the provider of service.

USAGE:

This information is generated by BellSouth and is provided to the customer in the REP field on the 855/865.

DATA CHARACTERISTICS: 4 alpha characters

30.2.1.16 REP TEL NO - Provider Contact Representative Telephone Number

Identifies the provider's telephone number for the service requested.

USAGE:

This information is generated by BellSouth and is provided to the customer in the REP TEL NO field on the 855/ 865.

DATA CHARACTERISTICS: 10 numeric characters

30.2.1.17 IBT - ISDN-BRI Type

Indicates the type of national ISDN-BRI.

USAGE:

This information is taken from the End User Header record and is provided to the customer in the IBT field on the 855/ 865.

DATA CHARACTERISTICS: 1 numeric character

30.2.1.18 CHC - Coordinated Hot Cut

Identifies that the customer is requesting a near seamless cutover activity.

USAGE:

This information is taken from the CHC field on the LSR record and is provided to the customer in the CHC field on the 855/ 865.

DATA CHARACTERISTICS: 1 alpha character

30.2.1.19 FDT - Frame Due Time

Identifies the frame cutover time.

USAGE:

This information is taken from the service order and is provided to the customer in the FDT field on the 855/ 865.

DATA CHARACTERISTICS: Up to 9 alpha/numeric characters

30.2.1.20 DD / CD - Due Date / Completion Date

Identifies the customer's due date / completion date.

USAGE:

This information is taken from the service order and is provided to the customer in the DD / CD field on the 855/ 865.

DATA CHARACTERISTICS: 8 numeric characters

30.2.1.21 EBD - Effective Bill Date

Identifies the effective date when billing is to begin or cease. Also, the effective date to cease billing; when the billing date is different from the disconnect desired due date, and is on a non-business day. The DDD or DDDO would be populated with the next business date.

USAGE:

This information is taken from the service order and is provided to the customer in the EBD field on the 855/ 865.

DATA CHARACTERISTICS: 8 numeric characters

30.2.1.22 BI1 - Billing Account Number Identifier 1

Identifies the service type of the Billing Account Number.

USAGE:

This information is taken from the BI1 field on the LSR and is provided to the customer in the BI1 field on the 855/ 865.

DATA CHARACTERISTICS: 1 alpha character

30.2.1.23 BAN1 - Billing Account Number 1

Identifies the billing account to which the recurring and non-recurring charges for this request will be billed.

USAGE:

This information is taken from the service order and is provided to the customer in the BAN1 field on the 855/ 865.

DATA CHARACTERISTICS: Up to 13 alpha/numeric characters

30.2.1.24 BI2 - Billing Account Number Identifier 2

Identifies the service type of the Billing Account Number.

USAGE:

This information is taken from the BI2 field on the LSR and is provided to the customer in the BI2 field on the 855/ 865.

DATA CHARACTERISTICS: 1 alpha character

30.2.1.25 BAN2 - Billing Account Number 2

Identifies the billing account to which the recurring and non-recurring charges for the request will be billed.

USAGE:

This information is taken from the service order and is provided to the customer in the BAN2 field on the 855/ 865.

DATA CHARACTERISTICS: Up to 13 alpha/numeric characters

30.2.1.26 DSGCON - Design Engineering Contact

Identifies the CLEC's employee or agent that should be contacted on Design/ Engineering matters.

USAGE:

This information is taken from the DSGCON field on the LSR record and is provided to the customer in the DSGCON field on the 855/ 865.

DATA CHARACTERISTICS: Up to 15 alpha/numeric characters

30.2.1.27 NNSP - New Network Service Provider Identification

Identifies the Number Portability Administration Center (NPAC) Service Provider Identification (SPI) of the new Network Service Provider.

USAGE:

Valid for LNP only.

DATA CHARACTERISTICS: 4 alpha/numeric characters

30.2.2 Hunt Group Section

30.2.2.1 LOCNUM (HUNT) - Location Number of Hunt Group

Identifies the service location number for the service requested.

USAGE:

This information is taken from the LOCNUM field on the Hunt Group record on the LSR and is provided to the customer in the LOCNUM field on the Hunt Group record on the 855/ 865.

DATA CHARACTERISTICS: 3 numeric characters

30.2.2.2 HNUM - Hunt Number

Identifies the Hunt Group as a unique number and each additional occurrence as a unique number.

USAGE:

This information is taken from the HNUM field on the Hunt Group record on the LSR and is provided to the customer in the HNUM field on the Hunt Group record on the 855/ 865.

DATA CHARACTERISTICS: 5 alpha/numeric characters

30.2.2.3 HA - Hunt Group Activity

Identifies the activity associated with the hunt group on this request.

USAGE:

This information is taken from the HA field on the Hunt Group record on the LSR and is provided to the customer in the HA field on the Hunt Group record on the 855/ 865.

DATA CHARACTERISTICS: 1 alpha character

30.2.2.4 HID - Hunt Group Identifier

Identifies the hunt group.

USAGE:

This information is taken from the HID field on the Hunt Group record on the LSR and is provided to the customer in the HID field on the Hunt Group record on the 855/ 865.

DATA CHARACTERISTICS: Up to 4 alpha/numeric characters

30.2.2.5 TLI - Telephone Number Identifier

Identifies the pilot number of a Multi-line hunt group.

USAGE:

This information is taken from the TLI field on the Hunt Group record on the LSR and is provided to the customer in the TLI field on the Hunt Group record on the 855/ 865.

DATA CHARACTERISTICS: 10 numeric characters

30.2.2.6 HTSEQ - Hunting Sequence

Identifies the desired hunting sequence within the hunt group. This field identifies the desired hunting sequence *or* range of hunt sequence for the service requested.

USAGE:

This information is taken from the HTSEQ field on the Hunt Group record on the LSR and is provided to the customer in the HTSEQ field on the Hunt Group record on the 855/ 865.

DATA CHARACTERISTICS: Up to 10 numeric characters

30.2.2.7 HT - Hunting Telephone Number

Identifies the hunting number for this sequence position in the Hunt Group.

USAGE:

This information is taken from the HT field on the Hunt Group record on the LSR and is provided to the customer in the HT field on the Hunt Group record on the 855/ 865.

DATA CHARACTERISTICS: Up to 15 alpha/numeric characters

30.2.3 DID Group Section

30.2.3.1 LOCNUM (DID) - Location Number

Identifies the service location number for the service requested.

The Location Number is assigned by the customer and is retained until the service is disconnected.

USAGE:

This information is taken from the LOCNUM field on the DID record and is provided to the customer in the LOCNUM field on the DID record on the 855/ 865.

DATA CHARACTERISTICS: 3 numeric characters

30.2.3.2 DIDNUM - DID Reference Number

Identifies each DID group as a unique number and each additional DID group as a unique number.

USAGE:

This information is taken from the DIDNUM field on the DID record on the LSR and is provided to the customer in the DIDNUM field on the DID record on the 855/ 865.

DATA CHARACTERISTICS: 5 alpha/numeric characters

30.2.3.3 DTLI - DID Telephone Line Identifier

The lead telephone line identifier assigned to the DID Trunk Group.

This field must be populated when a DID Telephone Line Identifier has been previously provided.

USAGE:

This information is taken from the DTLI field on the DID record on the LSR and is provided to the customer in the DTLI field on the DID record on the 855/ 865.

DATA CHARACTERISTICS: 10 numeric characters

30.2.3.4 DTK - DID Trunk Quantity

This field identifies the quantity of trunks being requested.

USAGE:

This information is taken from the DTK field on the DID record on the LSR and is provided to the customer in the DTK field on the DID record on the 855/ 865.

DATA CHARACTERISTICS: Up to 4 numeric characters

30.2.3.5 DTGN - DID Trunk Group Number

Identifies the DID trunk group number assigned by the provider.

USAGE:

This information is taken from the DTGN field on the DID record on the LSR and is provided to the customer in the DTGN field on the DID record on the 855/ 865.

DATA CHARACTERISTICS: 3 to 4 numeric characters

Minimum 3 numerics

Maximum 4 numerics

30.2.3.6 DRTI - DID Route Index Number

Identifies the Route Index Number assigned to the DID trunk group number.

USAGE:

This information is taken from the DRTI field on the DID record on the LSR and is provided to the customer in the DRTI field on the DID record on the 855/ 865.

DATA CHARACTERISTICS: 3 to 10 numeric characters

Minimum 3 numerics

Maximum 10 numerics

30.2.3.7 DGOUT - DID Digits Out

Identifies the number of digits outpulsed from the central office to the customer's equipment.

USAGE:

This information is taken from the DGOUT field on the DID record on the LSR and is provided to the customer in the DGOUT field on the DID record on the 855/ 865.

DATA CHARACTERISTICS: 2 numeric characters

30.2.3.8 DTNR - DID Telephone Number Range

Identifies the range of DID telephone numbers within the same switch.

If the blocks of DID numbers are not consecutive ranges, additional appearances of DTNR must be populated.

USAGE:

This information is taken from the DTNR field on the DID record on the LSR and is provided to the customer in the DTNR field on the DID record on the 855/ 865.

DATA CHARACTERISTICS: Up to 15 alpha/numeric characters

30.2.4 Services Section

30.2.4.1 LOCNUM (SERVICES) - Location Number

Identifies this service location number for the service requested. The Location Number is assigned by the customer and is retained until the service is disconnected.

USAGE:

This information is taken from the LOCNUM field in the SVCS Group record on the LSR and is provided to the customer in the LOCNUM field in the SVCS Group record on the 855/ 865.

DATA CHARACTERISTICS: 3 numeric characters

30.2.4.2 LNUM - Line Number

Identifies the first line or trunk as a unique number and each additional occurrence as a unique number.

USAGE:

This information is taken from the LNUM field in the SVCS Group record on the LSR and is provided to the customer in the LNUM field in the SVCS Group record on the 855/ 865.

DATA CHARACTERISTICS: 5 alpha/numeric characters

30.2.4.3 LNEX - Line Number Extension

Provides an extension to the reference number field for use when multiple ISDN-BRI directory numbers (TNs) are assigned to a single ISDN-BRI line for one service order.

When used, this field should be sequentially populated, starting with 1 and must be unique thought the request at the LNUM.

It can only be used for new order types if ISDN-BRI directory numbers (TNs) are obtained via a pre-service process (where available).

There may be multiple LNEXs per LNUM.

USAGE:

This information is taken from the LNEX field in the SVCS Group record on the LSR and is provided to the customer in the LNEX field in the SVCS Group record on the 855/ 865.

DATA CHARACTERISTICS: 5 alpha/numeric characters

30.2.4.4 ECCKT - Exchange Company Circuit ID

Identifies a Provider's circuit identification.

USAGE:

This information is taken from the service order for REQTYP A and B, only when the ACT Type is N or V. This information will be provided to the customer in the ECCKT field in the SVCS Group record on the 855/ 865.

DATA CHARACTERISTICS: Up to 36 alpha/numeric characters

30.2.4.5 NOTYP - Number Type

Identifies the type of number entered in the TNS or OTN field.

USAGE:

This information is taken from the NOTYP field in the SVCS Group record on the LSR and is provided to the customer in the NOTYP field in the SVCS Group record on the 855/ 865.

DATA CHARACTERISTICS: 1 alpha character

30.2.4.6 LEAN - Line Existing Account Number

Supports consolidating working telephone numbers that reside in Old LSP-Local Service Provider existing account(s) to a single Account Number (AN). Supports one end user's multiple accounts of the same service type at one end user location.

USAGE:

This information is taken from the LEAN field in the SVCS Group record on the LSR and is provided to the customer in the LEAN field in the SVCS Group record on the 855/ 865.

DATA CHARACTERISTICS: 13 alpha/numeric characters

30.2.4.7 LEATN - Line Existing Account Telephone Number

Supports consolidating working telephone numbers that reside in Old LSP-Local Service Provider existing account(s) to a single Account Telephone Number (ATN). Supports one end user's multiple accounts of the same service type at one end user location

USAGE:

This information is taken from the LEATN field in the SVCS Group record on the LSR and is provided to the customer in the LEATN field in the SVCS Group record on the 855/ 865.

DATA CHARACTERISTICS: 10 numeric characters

30.2.4.8 TNS - Telephone Numbers

Identifies the telephone number (TN) / terminal number (TER) or sequential range of TNs/TERs for this service request. Also includes ISDN-BRI directing number after TN & TER.

USAGE:

This information is taken from the TNS field in the SVCS Group record on the LSR and is provided to the customer in the TNS field in the SVCS Group record on the 855/ 865.

DATA CHARACTERISTICS: Up to 15 alpha/numeric characters

30.2.4.9 TERS - Terminal Numbers

Identifies the number for a non-lead line in a multi-line hunt group or consecutive range of terminal numbers associated with the TNS field for this request.

USAGE:

This information is taken from the TERS field in the SVCS Group record on the LSR and is provided to the customer in the TERS field in the SVCS Group record on the 855/ 865.

DATA CHARACTERISTICS: Up to 10 numeric characters

30.2.4.10 OTN - Out Telephone Number

Identifies the existing telephone number that is being changed.

USAGE:

This information is taken from the OTN field in the SVCS Group record on the LSR and is provided to the customer in the OTN field in the SVCS Group record on the 855/ 865.

DATA CHARACTERISTICS: 10 numeric characters

30.2.4.11 MATN - Main / Alternate Telephone Number

Indicates the dialable telephone number(s) assigned to the ISDN-BRI line. If the same number cannot be used for both B channels, then the main number will be assigned to B-channel 1 and the alternate number will be assigned to B-channel 2.

USAGE:

This information is taken from the MATN field in the SVCS Group record on the LSR and is provided to the customer in the MATN field in the SVCS Group record on the 855/ 865.

DATA CHARACTERISTICS: 1 alpha character

30.2.4.12 CKR - Customer Circuit Reference

Identifies the circuit number assigned by the customer.

Usage:

This information is taken from the CKR field in the SVCS Group record on the LSR and is provided to the customer in the CKR field in the SVCS Group record on the 855/ 865.

Data Characteristics: Up to 41 alpha/numeric characters

30.2.4.13 ISPID - ISDN Service Profile Identification

Provides a code that must be programmed into the ISDN-BRI Customer Premise Equipment (CPE). This code is transmitted from the CPE over the ISDN-BRI D channel to the LSO switch. It must be present in order for the BRI to become active.

USAGE:

This information is taken from the ISPID field in the SVCS Group record on the LSR and is provided to the customer in the ISPID field in the SVCS Group record on the 855/ 865.

DATA CHARACTERISTICS: Up to 14 numeric characters

30.2.4.14 CFA - Connecting Facility Assignment

Identifies the provider's carrier system and channel to be used.

USAGE:

This information is taken from the CFA field in the SVCS Group record on the LSR and is provided to the customer in the CFA field in the SVCS Group record on the 855/ 865.

DATA CHARACTERISTICS: Up to 42 alpha/numeric characters

30.2.4.15 L-ORD - Loop Order Number

Identifies the provider's order number for the loop service requested.

USAGE:

This information is taken from the service order and is provided to the customer in the L-ORD field in the SVCS Group record on the 855/ 865. This is only applicable on REQTYPs A and B.

DATA CHARACTERISTICS: 8 alpha/numeric characters

30.2.4.16 NPORD - Number Port Ord Number

Identifies the provider's order number for the Number Portability requested.

USAGE:

This information is taken from the service order and is provided to the customer in the INPORD field in the SVCS Group record on the 855/ 865. This is only applicable on REQTYPs B and C.

DATA CHARACTERISTICS: 8 alpha/numeric characters

30.2.4.17 PORTED NBR - Ported Telephone Number

Identifies the telephone number to be retained or ported.

USAGE:

This information is taken from the PORTED NBR field in the SVCS Group record on the LSR and is provided to the customer in the PORTED NBR field in the SVCS Group record on the 855/ 865.

DATA CHARACTERISTICS: Up to 15 alpha/numeric characters

30.2.4.18 RTI - Route Index

Identifies the routing index to be used by the provider's switching equipment to forward/port the provider's telephone number to the customer's Non-RCF trunk group.

USAGE:

This information is taken from the RTI field in the SVCS Group record on the LSR and is provided to the customer in the RTI field in the SVCS Group record on the 855/ 865.

DATA CHARACTERISTICS: Up to 6 alpha/numeric characters

30.2.4.19 DNUM - Disconnect Line Number

Identifies the line as a unique number and each additional occurrence as a unique number.

USAGE:

This information is taken from the DNUM field from the DISCONNECT record on the LSR and is provided to the customer in the DNUM field on the Disconnect record on the 855/ 865.

DATA CHARACTERISTICS: 5 alpha/numeric characters

30.2.4.20 DISC NBR - Disconnect Telephone Number

Identifies the end user telephone number to be disconnected.

This field is also used with multiline accounts where some of the lines are converting and others are disconnecting.

USAGE:

This information is taken from the DISC NBR field in the SVCS Group record on the LSR and is provided to the customer in the DISC NBR field in the SVCS Group record on the 855/ 865, for every detail record with a different LNUM.

This information is taken from the DISC NBR field from the DISCONNECT record on the LSR and is provided to the customer in the DISC NBR field in the Disconnect Detail record on the 855/ 865, for every detail record with a different DNUM.

DATA CHARACTERISTICS: 10 numeric characters

30.2.4.21 TER - Terminal Number

Identifies a non-lead line in a multi-line hunt group. This entry may represent the maintenance number assigned to a member of a multi-line hunt group.

USAGE:

This information is taken from the TER field in the SVCS Group record on the LSR and is provided to the customer in the TER field in the SVCS Group record on the 855/ 865, for every detail record with a different LNUM.

This information is taken from the TER field from the DISCONNECT record on the LSR and is provided to the customer in the TER field in the Disconnect Detail record on the 855/ 865, for every detail record with a different DNUM.

DATA CHARACTERISTICS: Up to 8 alpha/numeric characters

30.2.4.22 SYSTEM ID - System Identification

Identifies the customer's system to be used in a collocation arrangement.

USAGE:

This information is taken from the SYSTEM ID field in the SVCS Group record on the LSR and is provided to the customer in the SYSTEM ID field in the SVCS Group record on the 855/ 865.

DATA CHARACTERISTICS: Up to 5 alpha/numeric characters

30.2.4.23 CABLE ID - Cable Identification

Identifies the provider's central office cable to be connected to the customer's collocated equipment.

USAGE:

This information is taken from the CABLE ID field in the SVCS Group record on the LSR and is provided to the customer in the CABLE ID field in the SVCS Group record on the 855/ 865.

DATA CHARACTERISTICS: Up to 5 alpha/numeric characters

30.2.4.24 SHELF - Shelf

Identifies the number assigned to the customer's shelf to be used in a collocation arrangement.

USAGE:

This information is taken from the SHELF field in the SVCS Group record on the LSR and is provided to the customer in the SHELF field in the SVCS Group record on the 855/ 865.

DATA CHARACTERISTICS: Up to 6 alpha/numeric characters

30.2.4.25 SLOT - Slot

Identifies the customer's specific connection slot to be used in a collocation arrangement.

USAGE:

This information is taken from the SLOT field in the SVCS Group record on the LSR and is provided to the customer in the SLOT field in the SVCS Group record on the 855/ 865.

DATA CHARACTERISTICS: Up to 6 alpha/numeric characters

30.2.4.26 RELAY RACK - Relay Rack

Identifies the customer's bay/cabinet in a collocation arrangement and may also include the floor and aisle where the specific piece of equipment is located.

USAGE:

This information is taken from the RELAY RACK field in the SVCS Group record on the LSR and is provided to the customer in the RELAY RACK field in the SVCS Group record on the 855/ 865.

DATA CHARACTERISTICS: Up to 10 alpha/numeric characters

30.2.4.27 CHAN/PAIR - Channel Pair

Identifies the specific channel or pair within the provider's cable to be used for connection in a collocation arrangement.

USAGE:

This information is taken from the CHAN/PAIR field in the SVCS Group record on the LSR and is provided to the customer in the CHAN/PAIR field in the SVCS Group record on the 855/ 865.

DATA CHARACTERISTICS: Up to 5 alpha/numeric characters

30.2.4.28 LST - Local Service Termination

Identifies the CLLI code of the end office switch from which service is being provided.

USAGE:

This information is taken from the LST field in the SVCS Group record on the LSR and is provided to the customer in the LST field in the SVCS Group record on the 855/ 865.

DATA CHARACTERISTICS: 11 alpha/numeric characters

30.2.4.29 RESID - Response Identifier

Identifies the response number assigned by the provider to relate pre-ordering activity.

USAGE:

This information is taken from the service order and is provided to the customer in the RESID field in the SVCS Group record on the 855/ 865.

DATA CHARACTERISTICS: Up to 20 alpha/numeric characters

30.2.5 Directory Section

30.2.5.1 DLNUM - Directory Listing Number

Identifies each listing within a request segment with a unique number.

USAGE:

This information is taken from the DLNUM field in the DIRECTORY LISTINGS record on the LSR and is provided to the customer in the DLNUM field in the DIRECTORY record on the 855/ 865.

DATA CHARACTERISTICS: Up to 5 alpha/numeric characters

30.2.5.2 ALI - Alpha Listing Identifier Codes

Identifier assigned to each listing to uniquely identify a listing for an ATN from a customer.

USAGE:

This information is taken from the ALI field in the DIRECTORY LISTINGS record on the LSR and is provided to the customer in the ALI field in the DIRECTORY record on the 855/ 865.

DATA CHARACTERISTICS: Up to 3 alpha characters

30.2.5.3 LTN - Listing Telephone Number

Indicates the telephone number to be placed in the directory and quoted in Directory Assistance (DA) as appropriate based on LTY, RTY, and STYC field entries.

USAGE:

This information is taken from the LTN field in the DIRECTORY LISTINGS record on the LSR and is provided to the customer in the LTN field in the DIRECTORY record on the 855/ 865.

DATA CHARACTERISTICS: 10 numeric characters

30.2.5.4 NSTN - Non Standard Telephone Number

Identifies a telephone number which is not in the standard North American Numbering Plan format, (e.g., stylist numbers, N11 service (ie: 911, 611)).

USAGE:

This information is taken from the NSTN field in the DIRECTORY LISTINGS record on the LSR and is provided to the customer in the NSTN field in the DIRECTORY record on the 855/ 865.

DATA CHARACTERISTICS: Up to 20 alpha/numeric characters

30.2.5.5 DLORD - Directory Listing Order Number

Identifies the Directory Listing order number assigned by the provider for Listings that are established.

USAGE:

This information is taken from the service order and is provided to the customer in the DLORD field in the DIRECTORY record on the 855/ 865.

This field is ONLY returned for LNP (REQTYP B, C NPT=D) requests that include a listing to be established.

DATA CHARACTERISTICS: Up to 20 alpha/numeric characters

30.2.5.6 LACT - Listing Activity Indicator

Identifies the activity involved for this listing request.

USAGE:

This information is taken from the LACT field in the DIRECTORY LISTINGS record on the LSR and is provided to the customer in the LACT field in the DIRECTORY record on the 855/ 865.

DATA CHARACTERISTICS: 1 alpha character

30.2.5.7 LTY - Listing Type

Identifies the type of listings being submitted with respect to publication and directory assistance (DA) rules.

USAGE:

This information is taken from the LTY field in the DIRECTORY LISTINGS record on the LSR and is provided to the customer in the LTY field in the DIRECTORY record on the 855/ 865.

DATA CHARACTERISTICS: 1 numeric character

30.2.5.8 LISTADR - Listed Address

Identifies the combined elements from the request that provide the address as it will list in directory and/or directory assistance.

USAGE:

This information is taken from the LAPR, LANO, LAST, LASD, LASN, LATH, LASS, LALOC, LAST fields in the DIRECTORY LISTINGS record on the LSR. When returned the combined fields will be displayed in the following order: LAPR, LANO, LAST, LASD, LASN, LATH, LASS, LALOC, LAST and is provided to the customer as the LISTADR field in the DIRECTORY record on the 855/ 865.

DATA CHARACTERISTICS: Up to 150 alpha/numeric characters

30.2.5.9 STYC - Style Code

Identifies whether the listing is straight line, caption header, etc.

USAGE:

This information is taken from the STYC field in the DIRECTORY LISTINGS record on the LSR and is provided to the customer in the STYC field in the DIRECTORY record on the 855/ 865.

DATA CHARACTERISTICS: 2 alpha characters

30.2.5.10 DOI - Degree of Indent

Identifies the degree of indentation for this listing.

USAGE:

This information is taken from the DOI field in the DIRECTORY LISTINGS record on the LSR and is provided to the customer in the DOI field in the DIRECTORY record on the 855/ 865.

DATA CHARACTERISTICS: 1 numeric character

30.2.5.11 TOA - Type of Account

Identifies the type of account for this listing.

USAGE:

This information is taken from the TOA field in the DIRECTORY LISTINGS record on the LSR and is provided to the customer in the TOA field in the DIRECTORY record on the 855/ 865.

DATA CHARACTERISTICS: 2 alpha characters

30.2.5.12 WPP - White Page Products

Identifies information about the type of Designer Listings requested e.g., White Pages Products, Signature Listings, Personality Logo, and Lines of Distinction.

USAGE:

This information is taken from the WPP field in the DIRECTORY LISTINGS record on the LSR and is provided to the customer in the WPP field in the DIRECTORY record on the 855/ 865.

DATA CHARACTERISTICS: 12 alpha/numeric characters

30.2.5.13 LTXNUM - Line of Text Reference Number

Identifies each line of information for a listing with a unique number.

USAGE:

This information is taken from the LTXNUM field in the DIRECTORY LISTINGS record on the LSR and is provided to the customer in the LTXNUM field in the DIRECTORY record on the 855/ 865.

DATA CHARACTERISTICS: 5 alpha/numeric characters

30.2.5.14 LTXTY - Listing Text Type

Identifies type of associated text that will appear in the directory to assist the end user.

This is associated with and LTEXT element.

USAGE:

This information is taken from the LTXTY field in the DIRECTORY LISTINGS record on the LSR and is provided to the customer in the LTXTY field in the DIRECTORY record on the 855/ 865.

DATA CHARACTERISTICS: 3 alpha characters

30.2.5.15 REMARKS - Remarks

This field identifies a free flowing field which can be used to expand upon and clarify other data on this order.

USAGE:

DATA CHARACTERISTICS: Up to 240 alpha/numeric characters

31. APPENDIX A**31.1 Sample Ordering Scenario Index**

The following tables reflect “Electronic Only Ordering Scenarios”:

SCENARIO TYPE	SCENARIO NUMBERS
Loop order scenarios (REQTYP A)	001 – 006
Loop with Number Portability (LSNP) order scenarios (REQTYP B)	101-112
Number Portability (NP) order scenarios (REQTYP C)	151-156
Resale non-complex order scenarios (REQTYP E)	251-279
Resale PBX order scenarios (REQTYP E)	301
Resale ISDN order scenarios (REQTYP E)	351
Port order scenarios (REQTYP F)	401
Directory Listing order scenarios (REQTYP J)	451-453
Rebundled switched combination order scenarios (REQTYP M)	501-510
Migration order scenarios (All REQTYPs; ACTs P & Q)	601-613

31.1.1 Loop order scenarios (REQTYP A)

SCENARIO NUMBER	ACT	SCENARIO DESCRIPTION
001	N	New install for a designed analog voice or digital loop.
002	V	Full conversion from a resale/retail account to a designed analog voice or digital loop.
003	V	Full conversion from a retail/resale account to a designed analog or digital loop with a transfer of calls.
004	N	New install for a non-designed analog voice loop .
005	V	Full conversion from a resale/retail account to a non-designed analog voice loop.
006	V	Full conversion from a resale/retail account to a non-designed analog voice loop with a transfer of calls.

31.1.2 Loop with Number Portability order scenarios (REQTYP B)

SCENARIO NUMBER	ACT	SCENARIO DESCRIPTION
101	V	Full conversion of Non-Coordinated single-line SL1 loop port with an additional stand alone loop without directory listings.
102	V	Full conversion of Coordinated Time Specific multi-line SL1 loop port with directory listings.
103	V	Full conversion of Coordinated Time Specific single-line SL1 loop port without directory listings.
104	V	Full conversion of Coordinated Time Specific single-line SL1 loop port with directory listings being retained as is and additional stand alone loop requested.
105	V	Full conversion of Coordinated Non Time Specific single-line loop port with directory listings and additional stand alone loop requested.
106	V	Full conversion of Coordinated Non Time Specific single-line SL1 loop port without directory listings.

- continued -

- continued -

SCENARIO NUMBER	ACT	SCENARIO DESCRIPTION
107	V	Full conversion of Coordinated Non Time Specific single-line SL1 loop port with directory listings being retained as is.
108	V	Full conversion of single-line SL2 loop port with directory listings and additional stand alone loop(s) requested.
109	V	Full conversion of single line SL2 loop port without directory listings.
110	V	Full conversion of single-line SL2 loop port with end-user retaining directory listings.
111	V	Full conversion of Non-Coordinated multi-line SL1 loop with directory listings and with additional loops requested.
112	V	Full conversion of Non-Coordinated Non Time Specific multi-line SL1 loop port with directory listings.

31.1.3 Number Portability order scenarios(REQTYP C)

SCENARIO NUMBER	ACT	SCENARIO DESCRIPTION
151	C	Conversion of INP to LNP.
152	V	Full conversion of single line residence port-out, disconnect Ringmaster TN with end user retaining listing and transfer of calls with LNP.
153	V	Full conversion of single line residence port out with end user retaining listings.
154	V	Full conversion of single line residence port out without directory listing.
155	V	Full conversion of port out of a single-line business TN with directory listings.
156	V	Full conversion of a residence customer that has 1 telephone line and 1 computer line on the same premises, separate accounts without listings.

31.1.4 Resale *non-complex* order scenarios (REQTYP E)

SCENARIO NUMBER	ACT	SCENARIO DESCRIPTION
251	N	New install for multiline business service with a straight line listing.
252	N	New install for residential service with an advanced directory listing.
253-a	N	New install for business multiline business service with a caption listing.
253-b	N	New install for multiline business service with a caption listing.
254	N	New install for single line business service with a Ringmaster number and an additional main listing on the ringmaster number.
255	N	New install for business service with a special text listing.
256	N	New install of multiline business service with series complete hunting.
257	N	New install of multiline residential service with series complete hunting and local service freeze.
258	L	A request to suspend a full account for vacation.
259	B	A request to restore a full account.
260	Y	A request to deny service.
261	D	A disconnect of service with no reference of calls.
262	D	A disconnect of service with a transfer of calls.
263	D	A disconnect of service with a split reference of calls.
264	C	Number change with no transfer of calls.
265	C	Number change with a transfer of calls.
266	C	A change request to add hunting to two existing lines.
268	C	A change request to change PIC/LPIC on an existing line.
269	C	A change request to add blocking to an existing line.

- continued -

- continued -

SCENARIO NUMBER	ACT	SCENARIO DESCRIPTION
270	C	Request to delete all block options on an existing line.
271	C	Request to change the type of blocking on an existing line.
272	C	A change request to add or delete a feature on an existing line.
273	C	Request to add a new line with inside wiring.
274	C	A change request to add inside wiring and a feature to an existing line.
275	S	Request to suspend a partial account for vacation.
276	S	Request to restore a partial account from vacation.
277	V	A full conversion with changes. Two lines are migrating with new features and a new line is being added. The listings are migrating as is.
278	V	A full conversion with changes. One line is changing the feature detail and one line is adding a new feature and blocking. The listings are migrating as is.
279	W	A conversion of service to LSP as-is.

31.1.5 Resale PBX order scenarios (REQTYP E)

SCENARIO NUMBER	ACT	SCENARIO DESCRIPTION
301	N	New install of business PBX service.

31.1.6 Resale ISDN-BRI order scenarios (REQTYP E)

SCENARIO NUMBER	ACT	SCENARIO DESCRIPTION
351	N	New install of business ISDN service.

31.1.7 Port order scenarios (REQTYP F)

SCENARIO NUMBER	ACT	SCENARIO DESCRIPTION
401	N	New install of port service

31.1.8 Directory Listing order scenarios (REQTYP J)

SCENARIO NUMBER	ACT	SCENARIO DESCRIPTION
451	R	A request to add an additional listing to a CLEC owned account.
452	R	A request to add an additional listing to a CLEC owned account.
453	R	A request to change the main listing on a CLEC owned account.

31.1.9 Rebundled switched combination order scenarios (REQTYP M)

SCENARIO NUMBER	ACT	SCENARIO DESCRIPTION
501	C	Change activity on residence port loop service adding block.
502	C	Change activity to port loop business service with phone number change and no transfer of calls.
503	C	Change activity on residential port loop service deleting block, changing PIC, and adding PIC freeze.
504	C	Change activity on business port loop service deleting block.
505	C	Business port loop combo service adding block choice, "no collect and third party".
506	N	New installation of Port Loop Combination Residence Service with Block and Working Service on Premises (WSOP).
507	N	New installation of Port Loop Combination Service with Block.

- continued -

- continued -

SCENARIO NUMBER	ACT	SCENARIO DESCRIPTION
508	N	New install port loop combo with feature.
509	N	New install residence port loop combo service.
510	V	Full conversion from multiline resale/reatil account to port loop combo service. Features are being added and/or deleted.
511	V	Residence full conversion from retail/resale account to port loop combo with block choices "no collect" and no directory assistance call completion.

31.1.10 Migration order scenarios (All REQ TYPs; ACTs P, Q)

SCENARIO NUMBER	REQ/ACT	SCENARIO DESCRIPTION
601	B/Q	Subsequent partial migration of Non-Coordinated multi-line SL1 loop without directory listings and with additional loop requested.
602	B/Q	Subsequent partial migration of Coordinated Non-Time Specific multi-line SL1 loop without directory listings and with additional loops requested.
603	B/Q	Subsequent partial migration of Non-Coordinated multi-line SL1 loop with directory listings and additional loops requested.
604	B/P	Partial initial migration of multi-line SL2 loop without directory listings and with additional loops requested.
605	B/P	Partial initial migration of multi-line SL2 loop of multiple accounts with directory listings.
606	B/P	Partial initial migration of multi-line SL2 loop of multiple accounts with directory listings.
607	C/P	Partial initial migration of single business line.
608	E/P	Initial Partial migration. Two accounts migrating to one. Account one migrating one line with new features. Account two migrating one line and deleting a feature.

- continued -

- continued -

SCENARIO NUMBER	REQ/ACT	SCENARIO DESCRIPTION
609	E/P	Initial partial migration. Two accounts are migrating to one. Account one is migrating one line with feature changes and disconnecting one line. Account two is migrating two lines as is.
610	E/Q	Subsequent partial migration. One line migrating with feature changes and one line migrating with a number change.
611	E/P	Initial partial migration of one account. One line is migrating with a new feature being added. One line is migrating with a feature being disconnected.
612	E/Q	A subsequent partial migration. One line migrating with a new feature being added and one new line is being added.
613	E/P	Initial partial migration. Two accounts are migrating to one account. One account migrating one line with changes and one line being disconnected. The second account is migrating two lines as is.

31.2 Electronic Ordering Scenarios

Table TT Scenario 001

REQTY: A

ACT: N

Description: New install for a designed analog voice or digital loop.

FIELD	FORM / SCREEN	ENTRY	NOTES
CCNA	LSR	ZXL	
PON	LSR	JTSECNCIT	
AN	LSR	404N13301	
SC	LSR	LCSC	
D/SENT	LSR	20000125	

- continued -

Table TT Scenario 001 (continued)

FIELD	FORM / SCREEN	ENTRY	NOTES
DDD	LSR	20000207	
REQTYP	LSR	AB	
ACT	LSR	N	
LSO	LSR	770452	
TOS	LSR	1B-	
NC	LSR	LY-	
NCI	LSR	04QB9.11	
SECNCI	LSR	04DU5.96	
CIC	LSR	8002	
BAN1	LSR	912N133003003	
ACNA	LSR	ZXL	
INIT	LSR	JEAN TYLER	
INIT-TEL NO	LSR	5559277374	
INIT-FAX NO	LSR	5555551212	
IMPCON	LSR	JEAN TYLER	
IMPCON-TEL NO	LSR	5559277374	
DSGCON	LSR	JEAN TYLER	
DRC	LSR	ABC	
DSGCON-TEL NO	LSR	5559277374	
DSGCON-FAX NO	LSR	5559277374	
DSGCON- STREET	LSR	675 W PEACHTREE ST NE	
DSGCON-CITY	LSR	ATL	
DSGCON-STATE	LSR	GA	

- continued -

Table TT Scenario 001 (continued)

FIELD	FORM / SCREEN	ENTRY	NOTES
DSGCON- ZIP CODE	LSR	30375	
DQTY	EU	000	
EU-NAME	EU	The Sleigh Shop	
SANO	EU	5124	
SASN	EU	Peachtree Industrial	
SATH	EU	Bld	
EU-CITY	EU	Cham	
EU-STATE	EU	GA	
EU-ZIP CODE	EU	30341	
LCON-NAME	EU	Jean Tyler	
LCON-TEL NO	EU	5559277374	
LQTY	LS	001	
CFA	LS	101/T1 TIE/2/ SMYRGAPF95C/ CHAMBGAMDSO	
LNA	LS	N	
LNUM	LS	00001	

Table UU Scenario 002

REQTY: A

ACT: V

Description: Full conversion from a resale/retail account to a designed analog voice or digital loop.

FIELD	FORM / SCREEN	ENTRY	NOTES
CCNA	LSR	ZXL	
PON	LSR	VLY	
AN	LSR	404N133001	

Table UU Scenario 002 (continued)

FIELD	FORM / SCREEN	ENTRY	NOTES
SC	LSR	LCSC	
D/SENT	LSR	20000115	
DDD	LSR	20000131	
REQTYP	LSR	AB	
ACT	LSR	V	
CC	LSR	8002	
ACTL	LSR	SMYRGAPF95C	
LSO	LSR	770541	
TOS	LSR	1A-	
NC	LSR	LY-	
NCI	LSR	04QC5.OOJ	
SECNCI	LSR	04DU5.24	
CIC	LSR	8002	
BAN1	LSR	404N133001001	
ACNA	LSR	ZXL	
INIT	LSR	JEAN TYLER	
INIT-TEL NO	LSR	5559277374	
INIT-FAX NO	LSR	5555551212	
IMPCON	LSR	Jean Tyler	
DRC	LSR	ABC	
DSGCON-TEL NO	LSR	5559277374	
DSGCON-FAX NO	LSR	5559277374	
DSGCON- STREET	LSR	675 W PEACHTREE ST NE	
DSGCON-CITY	LSR	ATL	

- continued -

Table UU Scenario 002 (continued)

FIELD	FORM / SCREEN	ENTRY	NOTES
DSGCON-STATE	LSR	GA	
DSGCON-ZIP CODE	LSR	30375	
DQTY	EU	000	
EU-NAME	EU	Snidley Whiplash	
SANO	EU	1732	
SASN	EU	Powers Ferry	
SATH	EU	Rd	
SASS	EU	SE	
EU-CITY	EU	Mreta	
EU-STATE	EU	GA	
EU-ZIP CODE	EU	30067	
LCON-NAME	EU	Jean Tyler	
LCON-TEL NO	EU	5559277374	
EATN	EU	5555416885	
LQTY	LS	002	
CABLE ID	LS	VSVAL	
CHAN/PAIR	LS	12	
DISC NBR	LS	5555416885	
LNA	LS	V	
LNUM	LS	00001	
CABLE ID	LS	VSVAL	
CHAN/PAIR	LS	33	
DISC NBR	LS	5555417398	
LNA	LS	V	
LNUM	LS	00002	

Table VV Scenario 003**REQTY: A****ACT: V****Description: Full conversion from a retail/resale account to a designed analog or digital loop with a transfer of calls.**

FIELD	FORM / SCREEN	ENTRY	NOTES
CCNA	LSR	ZXL	
PON	LSR	VLV	
AN	LSR	404N133001	
SC	LSR	LCSC	
D/SENT	LSR	20000115	
DDD	LSR	20000131	
REQTYP	LSR	AB	
ACT	LSR	V	
CC	LSR	8002	
ACTL	LSR	SMYRGAPF95C	
LSO	LSR	770541	
TOS	LSR	1A-	
NC	LSR	LY-	
NCI	LSR	04QC5.OOJ	
SECNCI	LSR	04DU5.24	
CIC	LSR	8002	
BAN1	LSR	404N133001001	
ACNA	LSR	ZXL	
INIT	LSR	JEAN TYLER	
INIT-TEL NO	LSR	5559277374	
INIT-FAX NO	LSR	5555551212	
IMPCON	LSR	Jean Tyler	

- continued -

Table VV Scenario 003 (continued)

FIELD	FORM / SCREEN	ENTRY	NOTES
IMPCON-TEL NO	LSR	5559271212	
DSGCON	LSR	JEAN TYLER	
DRC	LSR	ABC	
DSGCON-TEL NO	LSR	5559277374	
DSGCON-FAX NO	LSR	5559277374	
DSGCON-STREET	LSR	675 W PEACHTREE ST NE	
DSGCON-CITY	LSR	ATL	
DSGCON-STATE	LSR	GA	
DSGCON-ZIP CODE	LSR	30375	
DQTY	EU	000	
EU-NAME	EU	Snidley Whiplash	
SANO	EU	1732	
SASN	EU	Powers Ferry	
SATH	EU	Rd	
SASS	EU	SE	
EU-CITY	EU	Mreta	
EU-STATE	EU	GA	
EU-ZIP CODE	EU	30067	
LCON-NAME	EU	Jean Tyler	
LCON-TEL NO	EU	5559277374	
EATN	EU	5555416885	
LQTY	LS	002	
CABLE ID	LS	VSVAL	

- continued -

Table VV Scenario 003 (continued)

FIELD	FORM / SCREEN	ENTRY	NOTES
CHAN/PAIR	LS	12	
DISC NBR	LS	5555416885	
LNA	LS	V	
LNUM	LS	00001	
TC OPT	LS	TC	
TC TO PRI	LS	5555410000	
CABLE ID	LS	VSVAL	
CHAN/PAIR	LS	33	
DISC NBR	LS	5555417398	
LNA	LS	V	
LNUM	LS	00002	

Table WW Scenario 004

REQTY: A

ACT: N

Description: New install for a non-designed analog voice loop .

FIELD	FORM / SCREEN	ENTRY	NOTES
CCNA	LSR	ZXL	
PON	LSR	JTSECNCIB	
AN	LSR	404N133001	
SC	LSR	LCSC	
D/SENT	LSR	20000125	
DDD	LSR	20000207	
REQTYP	LSR	AB	
ACT	LSR	N	

- continued -

Table WW Scenario 004 (continued)

FIELD	FORM / SCREEN	ENTRY	NOTES
CC	LSR	8002	
ACTL	LSR	SMYRGAPF95C	
LSO	LSR	770452	
TOS	LSR	1B-	
NC	LSR	TY-	
CIC	LSR	8002	
BANI	LSR	912N133003003	
ACNA	LSR	ZXL	
INIT	LSR	JEAN TYLER	
INIT-TEL NO	LSR	5559277374	
INIT-FAX NO	LSR	5555551212	
IMPCON	LSR	Jean Tyler	
IMPCON-TEL NO	LSR	5559277374	
DQTY	LSR	000	
EU-NAME	LSR	The sleigh shop	
SANO	LSR	5124	
SASN	LSR	Peachtree Industrial	
SATH	LSR	Bld	
EU-CITY	LSR	Cham	
EU-STATE	LSR	GA	
EU-ZIP CODE	LSR	30341	
LCON-NAME	LSR	Jean Tyler	
LCON-TEL NO	LSR	5559277374	
LQTY	LS	001	
CFA	LS	101/T1TIE/2/ SMYRGAPF95C/ CHAMBGAMDS0	

- continued -

Table WW Scenario 004 (continued)

FIELD	FORM / SCREEN	ENTRY	NOTES
LNA	LS	N	
LNUM	LS	00001	

Table XX Scenario 005

REQTY: A

ACT: V

Description: Full conversion from a resale/retail account to a non-designed analog voice loop.

FIELD	FORM / SCREEN	ENTRY	NOTES
CCNA	LSR	ZXL	
PON	LSR	VLV	
AN	LSR	404N133001	
SC	LSR	LCSC	
D/SENT	LSR	20000115	
DDD	LSR	20000131	
REQTYP	LSR	AB	
ACT	LSR	V	
CC	LSR	CC	
ACTL	LSR	SMYRGAPF95C	
LSO	LSR	770541	
TOS	LSR	1A-	
NC	LSR	TY-	
CIC	LSR	8002	
BAN1	LSR	404N133001001	
ACNA	LSR	ZXL	
INIT	LSR	JEAN TYLER	

- continued -

Table XX Scenario 005 (continued)

FIELD	FORM / SCREEN	ENTRY	NOTES
INIT-TEL NO	LSR	5559277374	
INIT-FAX NO	LSR	5555551212	
IMPCON	LSR	Jean Tyler	
IMPCON-TEL NO	LSR	5559277374	
DQTY	EU	000	
EU-NAME	EU	Snidley Whiplash	
SANO	EU	1732	
SASN	EU	Powers Ferry	
SATH	EU	Rd	
SASS	EU	SE	
EU-CITY	EU	Mreta	
EU-STATE	EU	GA	
EU-ZIP CODE	EU	30067	
LCON-NAME	EU	Jean Tyler	
LCON-TEL NO	EU	5559277374	
EATN	EU	5555416885	
LQTY	LS	002	
CABLE ID	LS	VSVAL	
CHAN/PAIR	LS	12	
DISC NBR	LS	5555416885	
LNA	LS	V	
LNUM	LS	00001	
CABLE ID	LS	VSVAL	
CHAN/PAIR	LS	33	
DISC NBR	LS	5555417398	

- continued -

Table XX Scenario 005 (continued)

FIELD	FORM / SCREEN	ENTRY	NOTES
LNA	LS	V	
LNUM	LS	00002	

Table YY Scenario 006

REQTY: A

ACT: V

Description: Full conversion from a resale/retail account to a non-designed analog voice loop with a transfer of calls.

FIELD	FORM / SCREEN	ENTRY	NOTES
CCNA	LSR	ZXL	
PON	LSR	VLY	
AN	LSR	404N133001	
SC	LSR	LCSC	
D/SENT	LSR	20000115	
DDD	LSR	20000131	
REQTYP	LSR	AB	
ACT	LSR	V	
CC	LSR	8002	
ACTL	LSR	SMYRGAPF95C	
LSO	LSR	770541	
TOS	LSR	1A-	
NC	LSR	TY-	
CIC	LSR	8002	
BAN1	LSR	404N133001001	
ACNA	LSR	ZXL	
INIT	LSR	JEAN TYLER	

- continued -

Table YY Scenario 006 (continued)

FIELD	FORM / SCREEN	ENTRY	NOTES
INIT-TEL NO	LSR	5559277374	
INIT-FAX NO	LSR	5555551212	
IMPCON	LSR	Jean Tyler	
IMPCON-TEL NO	LSR	5559277374	
DQTY	EU	000	
EU-NAME	EU	Snidley Whiplash	
SANO	EU	1732	
SASN	EU	Powers Ferry	
SASS	EU	SE	
EU-CITY	EU	Mreta	
EU-STATE	EU	GA	
EU-ZIP CODE	EU	30067	
LCON-NAME	EU	Jean Tyler	
LCON-TEL NO	EU	5559277374	
EATN	EU	5555416885	
LQTY	LS	002	
CABLE ID	LS	VSVAL	
CHAN/PAIR	LS	12	
DISC NBR	LS	5555416885	
LNA	LS	V	
LNUM	LS	00001	
TC OPT	LS	TC	
TC TO PRI	LS	5555410000	
CABLE ID	LS	VSVAL	
CHAN/PAIR	LS	33	
DISC NBR	LS	5555417398	

- continued -

Table YY Scenario 006 (continued)

FIELD	FORM / SCREEN	ENTRY	NOTES
LNA	LS	V	
LNUM	LS	00002	

Table ZZ Scenario 101

REQTY: B (LNP)

ACT: V

Description: Full conversion of Non-Coordinated single-line SL1 loop port with an additional stand alone loop without directory listings.

FIELD	FORM / SCREEN	ENTRY	NOTES
PON	LSR	FN-67-4.1-SL1-0028	
CCNA	LSR	ZXL	
AN	LSR	615M331714714	
ATN	LSR	555430-4225	
SC	LSR	LCSC	
D/SENT	LSR	12/12/1999	
DDD	LSR	12/20/1999	
CHC	LSR	N	
REQTYP	LSR	BB	
ACT	LSR	V	
CC	LSR	9420	
ACTL	LSR	GTBGTNMTDS0	
TOS	LSR	2B- -	
NC	LSR	TY- -	
CIC	LSR	9420	
B11	LSR	615Q969421421	

- continued -

Table ZZ Scenario 101 (continued)

FIELD	FORM / SCREEN	ENTRY	NOTES
BAN1	LSR	N	
BI2	LSR	615Q981234123	
BAN2	LSR	L	
ACNA	LSR	ZXL	
INIT	LSR	SUSIE SERVICE REP	
INIT-TEL NO	LSR	5559277390	
INIT-FAX NO	LSR	555927-7390	
IMPCON	LSR	BILLY THORTON	
IMPCON-TEL NO	LSR	5559271234	
DSGCON	LSR	YOGI BERRA	
DSGCON-TEL NO	LSR	5559272345	
DSGCON-STREET	LSR	123 PEACHTREE	
DSGCON-CITY	LSR	ATLANTA	
DSGCON-STATE	LSR	GA	
DSGCON-ZIP CODE	LSR	30375	
EU-NAME	EU	JACKIE KENNEDY	
SANO	EU	420	
SASN	EU	TRENTHAM	
SATH	EU	LN	
EU-CITY	EU	GATLINBURG	
EU-STATE	EU	TN	
EU-ZIP CODE	EU	37738	
EU-EATN	EU	555430-4225	

- continued -

Table ZZ Scenario 101 (continued)

FIELD	FORM / SCREEN	ENTRY	NOTES
ERL	EU	N	
NPQTY1	LSNP	00001	
LQTY1	LSNP	002	
LNUM1	LSNP	00001	
LNA1	LSNP	V	
CABLE ID1	LSNP	PTQW1	
CHAN/PAIR1	LSNP	11	
PORTED NBR1	LSNP	5554304225	
NPT1	LSNP	D	
LNUM2	LSNP	00002	
LNA2	LSNP	N	
CABLE ID2	LSNP	PTQW1	
CHAN/PAIR2	LSNP	12	

Table AAA Scenario 102

REQTY: B (LNP)

ACT: V

Description: Full conversion of Coordinated Time Specific multi-line SL1 loop port with directory listings.

FIELD	FORM / SCREEN	ENTRY	NOTES
PON	LSR	FN-67-4.0-SL1-020	
CCNA	LSR	XZL	
AN	LSR	912U504030030	
ATN	LSR	5559805659	
SC	LSR	LCSC	

- continued -

Table AAA Scenario 102 (continued)

FIELD	FORM / SCREEN	ENTRY	NOTES
D/SENT	LSR	12/15/1999	
DDD	LSR	12/20/1999	
DFDT	LSR	2000	
CHC	LSR	Y	
REQTYP	LSR	BB	
ACT	LSR	V	
CC	LSR	9420	
ACTL	LSR	MACNGAMT74C	
LSO	LSR	912745	
TOS	LSR	2A- -	
NC	LSR	TY - -	
CIC	LSR	9420	
BI1	LSR	N	
BAN1	LSR	706Q969421421	
BI2	LSR	L	
BAN2	LSR	706Q961234123	
ACNA	LSR	ZXL	
INIT	LSR	SUSIE SERVICE REP	
INIT-TEL NO.	LSR	5559277390	
IMPCON	LSR	5559277390	
IMPCON-TEL NO	LSR	5559271234	
EU-NAME	EU	JAMES GARFIELD	
SANO	EU	787	
SASN	EU	CHERRY	
SATH	EU	STREET	

- continued -

Table AAA Scenario 102 (continued)

FIELD	FORM / SCREEN	ENTRY	NOTES
EU-CITY	EU	MACON	
EU-STATE	EU	GA	
EU-ZIP CODE	EU	31201	
EU-EATN	EU	5557453216	
ERL	EU	N	
NPQTY1	LSNP	00002	
LQTY1	LSNP	002	
LNUM1	LSNP	00001	
LNA1	LSNP	V	
CABLE ID1	LSNP	PTQW1	
CHAN/PAIR1	LSNP	11	
PORTED NBR1	LSNP	5557453216	
NPT1	LSNP	D	
LNUM2	LSNP	00002	
LNA2	LSNP	V	
CABLE ID2	LSNP	PTQW1	
CHAN/PAIR2	LSNP	12	
PORTED NBR2	LSNP	5557452690	
NPT2	LSNP	D	

Table BBB Scenario 103**REQTY: B (LNP)****ACT: V**

Description: Full conversion of Coordinated Time Specific single-line SL1 loop port without directory listings.

FIELD	FORM / SCREEN	ENTRY	NOTES
PON	LSR	FN-67-4.0-SL1-13	
CCNA	LSR	ZXL	
AN	LSR	504M013023023	
SC	LSR	TEST	
D/SENT	LSR	11/29/1999	
DDD	LSR	1/10/2000	
DFDT	LSR	2000	
CHC	LSR	Y	
REQTYP	LSR	BB	
ACT	LSR	V	
CC	LSR	9420	
ACTL	LSR	NWORLAARCG0	
LSO	LSR	504433	
TOS	LSR	1B- -	
NC	LSR	TY- -	
CIC	LSR	9420	
BI1	LSR	N	
BAN1	LSR	504Q969421421	
BI2	LSR	L	
BAN2	LSR	504Q964123123	
ACNA	LSR	ZXL	
INIT	LSR	SUSIE SERVICE REP	
INIT-TEL NO	LSR	5559277390	
INIT-FAX NO	LSR	5559277390	
IMPCON	LSR	BILLY BOB THORTON	
IMPCON-TEL NO	LSR	5559271234	

- continued -

Table BBB Scenario 103 (continued)

FIELD	FORM / SCREEN	ENTRY	NOTES
EU-NAME	EU	TESTY PHONE COMP	
SANO	EU	5201	
SASN	EU	TULLIS	
SATH	EU	DR	
EU-CITY	EU	NEW ORLEANS	
EU-STATE	EU	LA	
EU-ZIP CODE	EU	70114	
EU-EATN	EU	5554332712	
ERL	EU	N	
NPQTY1	LSNP	00001	
LQTY1	LSNP	001	
LNUM1	LSNP	00001	
LNA1	LSNP	V	
CABLE ID1	LSNP	PTQW1	
CHAN/PAIR1	LSNP	11	
PORTED NBR1	LSNP	5554332712	
NPT1	LSNP	D	

Table CCC Scenario 104**REQTY: B (LNP)****ACT: V**

Description: Full conversion of Coordinated Time Specific single-line SL1 loop port with directory listings being retained as is and additional stand alone loop requested.

FIELD	FORM / SCREEN	ENTRY	NOTES
PON	LSR	FN-67-4.0-SL1-022	
CCNA	LSR	ZXL	
AN	LSR	423M092246246	
ATN	LSR	(423)430-5095	
SC	LSR	LCSC	
D/SENT	LSR	12/15/1999	
DDD	LSR	12/20/1999	
DFDT	LSR	2000	
CHC	LSR	Y	
REQTYP	LSR	BB	
ACT	LSR	V	
CC	LSR	9420	
ACTL	LSR	GTBGTNMTDS0	
LSO	LSR	423430	
TOS	LSR	2B- -	
NC	LSR	TY- -	
CIC	LSR	9420	
BI1	LSR	N	
BAN1	LSR	615Q969421421	
BI2	LSR	L	
BAN2	LSR	615Q961234123	
ACNA	LSR	ZXL	
INIT	LSR	SUSIE SERVICE REP	
INIT-TEL NO	LSR	4049277390	
INIT-FAX NO	LSR	(404)927-7390	
IMPCON	LSR	BILLY BOB THORTON	

- continued -

Table CCC Scenario 104 (continued)

FIELD	FORM / SCREEN	ENTRY	NOTES
IMPCON-TEL NO	LSR	4049271234	
EU-NAME	EU	TOM CAT	
SANO	EU	420	
SASN	EU	TRENTHAM	
SATH	EU	LN	
EU-CITY	EU	GATLINBURG	
EU- STATE	EU	TN	
EU-ZIP CODE	EU	37738	
EU-EATN	EU	(423)430-5095	
ERL	EU	Y	
NPQTY1	LSNP	00001	
LQTY1	LSNP	002	
LNUM1	LSNP	00001	
LNA1	LSNP	V	
CABLE ID1	LSNP	PTQW1	
CHAN/PAIR1	LSNP	11	
PORTED NBR1	LSNP	4234309269	
NPT1	LSNP	D	
LNUM2	LSNP	0002	
LNA2	LSNP	N	
CABLE ID2	LSNP	PTQW1	
CHAN/PAIR2	LSNP	12	

Table DDD Scenario 105**REQTY: B (LNP)****ACT: V**

Description: Full conversion of Coordinated Non Time Specific single-line loop port with directory listings and additional stand alone loop requested.

FIELD	FORM / SCREEN	ENTRY	NOTES
PON	LSR	FN-67-4.0-SL1-10	
CCNA	LSR	ZXL	
AN	LSR	423M094846846	
ATN	LSR	(423)430-9269	
SC	LSR	LCSC	
D/SENT	LSR	12/20/1999	
DDD	LSR	12/30/1999	
CHC	LSR	Y	
REQTYP	LSR	BB	
ACT	LSR	V	
CC	LSR	9420	
ACTL	LSR	GTBGTNMTDS0	
LSO	LSR	423430	
TOS	LSR	1B- -	
NC	LSR	TY- -	
CIC	LSR	9420	
BI1	LSR	N	
BAN1	LSR	615Q969421421	
BI2	LSR	L	
BAN2	LSR	423Q964211211	
ACNA	LSR	ZXL	
INIT	LSR	SUSIE SERVICE REP	
INIT-TEL NO	LSR	4049277390	
INIT-FAX NO	LSR	(404)927-7390	
IMPCON	LSR	BILLY BOB THORTON	
IMPCON-TEL NO	LSR	4049271234	

- continued -

Table DDD Scenario 105 (continued)

FIELD	FORM / SCREEN	ENTRY	NOTES
EU-NAME	EU	TESTY PHONE CO	
SANO	EU	420	
SASN	EU	TRENTHAM	
SATH	EU	LN	
EU-CITY	EU	GATLINBURG	
EU-STATE	EU	TN	
EU-ZIP CODE	EU	737738	
EU-EATN	EU	(423)430-9269	
ERL	EU	N	
NPQTY1	LSNP	00001	
LQTY1	LSNP	002	
LNUM1	LSNP	00001	
LNA1	LSNP	V	
CABLE ID1	LSNP	PTQW1	
CHAN/PAIR1	LSNP	11	
PORTED NBR1	LSNP	4234309269	
NPT1	LSNP	D	
LNUM2	LSNP	00002	
LNA2	LSNP	N	
CABLE ID2	LSNP	PTQW1	
CHAN/PAIR2	LSNP	12	
DLNUM	DL	00001	
LACT	DL	N	
RTY	DL	LML	
LTY	DL	3	
STYC	DL	SL	

- continued -

Table DDD Scenario 105 (continued)

FIELD	FORM / SCREEN	ENTRY	NOTES
TOA	DL	B	
DOI	DL	0	
LTN	DL	(404)123-4567	
LNLN	DL	TESTY	
LNFN1	DL	PHONE COMPANY	
LANO	DL	833	
LASD	DL	S	
LASN1	DL	DIXIE	
LATH	DL	HWY	
LALOC	DL	BOCA RATON	
LAST	DL	FL	
YPH	DL	123456	
SIC	DL	7999	

Table EEE Scenario 106

REQTY: B (LNP)

ACT: V

Description: Full conversion of Coordinated Non Time Specific single-line SL1 loop port without directory listings.

FIELD	FORM / SCREEN	ENTRY	NOTES
PON	LSR	FN-67-4.0-SL1-01	
CCNA	LSR	ZXL	
AN	LSR	561v511756756	
SC	LSR	TEST	

- continued -

Table EEE Scenario 106 (continued)

FIELD	FORM / SCREEN	ENTRY	NOTES
D/SENT	LSR	11/29/1999	
DDD	LSR	1/10/2000	
CHC	LSR	Y	
REQTYP	LSR	BB	
ACT	LSR	V	
CC	LSR	9420	
ACTL	LSR	BCRTFLMADS1	
LSO	LSR	516393	
TOS	LSR	1BF -	
NC	LSR	TY- -	
CIC	LSR	9420	
BI1	LSR	N	
BAN1	LSR	561Q969421421	
BI2	LSR	L	
BAN2	LSR	561Q961234234	
ACNA	LSR	ZXL	
INIT	LSR	SUSIE SERVICE REP	
INIT-TEL NO	LSR	4049277390	
INIT-FAX NO	LSR	(404)927-7390	
IMPCON	LSR	BILLY BOB THORTON	
IMPCON-TEL NO	LSR	4049271234	
EU-NAME	EU	TESTY PHONE COMP	
SANO	EU	5201	
SASN	EU	TULLIS	
SATH	EU	DR	

- continued -

Table EEE Scenario 106 (continued)

FIELD	FORM / SCREEN	ENTRY	NOTES
EU-CITY	EU	BOCA RATON	
EU-STATE	EU	FL	
EU-ZIP CODE	EU	33486	
EU-EATN	EU	(561)393-9362	
ERL	EU	N	
NPQTY1	LSNP	00001	
LQTY1	LSNP	001	
LNUM1	LSNP	00001	
LNA1	LSNP	V	
CABLE ID1	LSNP	PTQW1	
CHAN/PAIR1	LSNP	11	
PORTED NBR1	LSNP	5613933962	
NPT1	LSNP	D	

Table FFF Scenario 107

REQTY: B (LNP)

ACT: V

Description: Full conversion of Coordinated Non Time Specific single-line SL1 loop port with directory listings being retained as is.

FIELD	FORM / SCREEN	ENTRY	NOTES
PON	LSR	FN-67-4.0-SL1-07	
CCNA	LSR	ZXL	
AN	LSR	504M019401401	
ATN	LSR	(504)433-4659	
SC	LSR	LCSC	

- continued -

Table FFF Scenario 107 (continued)

FIELD	FORM / SCREEN	ENTRY	NOTES
D/SENT	LSR	12/29/1999	
DDD	LSR	1/1/2000	
CHC	LSR	Y	
REQTYP	LSR	BB	
ACT	LSR	V	
CC	LSR	9420	
ACTL	LSR	NWORLAARCCGO	
LSO	LSR	504433	
TOS	LSR	1B- -	
NC	LSR	TY- -	
CIC	LSR	9420	
BI1	LSR	N	
BAN1	LSR	504Q969421421	
BI2	LSR	L	
BAN2	LSR	504Q961234234	
ACNA	LSR	ZXL	
INIT	LSR	SUSIE SERVICE REP	
INIT-TEL NO	LSR	4049277390	
INIT-FAX NO	LSR	(404)927-7390	
IMPCON	LSR	BILLY BOB THORTON	
IMPCON-TEL NO	LSR	4049271234	
EU-NAME	EU	TESTY PHONE CO	
SANO	EU	5201	
SASN	EU	TULLIS	
SATH	EU	DR	

- continued -

Table FFF Scenario 107 (continued)

FIELD	FORM / SCREEN	ENTRY	NOTES
EU-CITY	EU	NEW ORLEANS	
EU-STATE	EU	LA	
EU-ZIP CODE	EU	70114	
EU-EATN	EU	(504)433-4659	
ERL	EU	Y	
NPQTY1	LSNP	00001	
LQTY1	LSNP	001	
LNUM1	LSNP	00001	
LNA1	LSNP	V	
CABLE ID1	LSNP	PTQW1	
CHAN/PAIR1	LSNP	11	
PORTED NBR1	LSNP	5044334659	
NPT1	LSNP	D	

Table GGG Scenario 108

REQTY: B (LNP)

ACT: V

Description: Full conversion of single-line SL2 loop port with directory listings and additional stand alone loop(s) requested.

FIELD	FORM / SCREEN	ENTRY	NOTES
PON	LSR	FN-67-4.0-SL2-11	
CCNA	LSR	ZXL	
AN	LSR	423C011234123	
ATN	LSR	(423)430-9338	

- continued -

Table GGG Scenario 108 (continued)

FIELD	FORM / SCREEN	ENTRY	NOTES
SC	LSR	TEST	
D/SENT	LSR	11/29/1999	
DDD	LSR	1/10/2000	
DFDT	LSR	2000	
CHC	LSR	Y	
REQTYP	LSR	BB	
ACT	LSR	V	
CC	LSR	9420	
ACTL	LSR	GTBGTNMTDS0	
LSO	LSR	423430	
TOS	LSR	2A- -	
NC	LSR	LY- -	
NCI	LSR	04QC2.OOB	
SECNCI	LSR	04GS2	
CIC	LSR	9420	
BI1	LSR	N	
BAN1	LSR	615Q969421421	
BI2	LSR	L	
BAN2	LSR	423C010049	
ACNA	LSR	ZXL	
INIT	LSR	SUSIE SERVICE REP	
INIT-TEL NO	LSR	4049277390	
INIT-FAX NO	LSR	(404)927-7390	
IMPCON	LSR	BILLY BOB THORTON	
IMPCON-TEL NO	LSR	4049271234	

- continued -

Table GGG Scenario 108 (continued)

FIELD	FORM / SCREEN	ENTRY	NOTES
DSGCON	LSR	YOGI BERRA	
DSGCON-TEL NO	LSR	4049272345	
DSGCON-STREET	LSR	123 PEACHTREE ST	
DSGCON-CITY	LSR	ATLANTA	
DSGCON-STATE	LSR	GA	
DSGCON-ZIP CODE	LSR	30175	
EU-NAME	EU	NANCY REAGAN	
SANO	EU	420	
SASN	EU	TRENTHAM	
SATH	EU	LN	
EU-CITY	EU	GATLINBURG	
EU-STATE	EU	TN	
EU-ZIP CODE	EU	37738	
EU-EATN	EU	(423)430-9338	
ERL	EU	N	
NPQTY1	LSNP	00002	
LQTY1	LSNP	003	
LNUM1	LSNP	00001	
LNA1	LSNP	V	
CABLE ID1	LSNP	PTQW1	
CHAN/PAIR1	LSNP	11	
PORTED NBR1	LSNP	4234309338	
NPT1	LSNP	D	

- continued -

Table GGG Scenario 108 (continued)

FIELD	FORM / SCREEN	ENTRY	NOTES
LNUM2	LSNP	00002	
LNA2	LSNP	V	
CABLE ID2	LSNP	PTQW1	
CHAN/PAIR2	LSNP	12	
PORTED NBR2	LSNP	4234309327	
NPT2	LSNP	D	
LNUM3	LSNP	00003	
LNA3	LSNP	N	
CABLE ID3	LSNP	PTQW1	
CHAN/PAIR3	LSNP	13	
DACT	DL	N	
NAME-DEL	DL	Nancy Reagan	
DDANO	DL	420	
DDASN	DL	Trentham	
DDATH	DL	Ln	
DDALOC	DL	Gatlinburg	
DDAST	DL	TN	
DDAZC	DL	38122	
DIRTYP	DL	W	
DIRQTY A	DL	1	
DLNUM	DL	0004	
LACT	DL	N	
RTY	DL	LML	
LTY	DL	1	
STYC	DL	SL	
TOA	DL	R	
LTN	DL	(423)430-9338	

- continued -

Table GGG Scenario 108 (continued)

FIELD	FORM / SCREEN	ENTRY	NOTES
LNLN	DL	Reagan	
LNFN1	DL	Nancy	
LANO	DL	420	
LASN1	DL	Trentham	
LATH	DL	Ln	
LALOC	DL	Gatlinburg	
LAST	DL	TN	

Table HHH Scenario 109

REQTY: B (LNP)

ACT: V

Description: Full conversion of single line SL2 loop port without directory listings.

FIELD	FORM / SCREEN	ENTRY	NOTES
PON	LSR	FN-67-4.0-SL2-01	
CCNA	LSR	ZXL	
AN	LSR	504N010000000	
SC	LSR	TEST	
D/SENT	LSR	11/29/1999	
DDD	LSR	1/10/2000	
DFDT	LSR	2000	
CHC	LSR	Y	
REQTYP	LSR	BB	
ACT	LSR	V	
CC	LSR	9420	
ACTL	LSR	NWORLAARCG0	

- continued -

Table HHH Scenario 109 (continued)

FIELD	FORM / SCREEN	ENTRY	NOTES
LSO	LSR	504433	
TOS	LSR	2B- -	
NC	LSR	LY- -	
NCI	LSR	04QC2.OOB	
SECNCI	LSR	04GS2	
CIC	LSR	9420	
BI1	LSR	N	
BAN1	LSR	504Q969421421	
BI2	LSR	L	
BAN2	LSR	504N130000000	
ACNA	LSR	ZXL	
INIT	LSR	SUSIE SERVICE REP	
INIT-TEL NO	LSR	4049277390	
INIT-FAX NO	LSR	(404)927-7390	
IMPCON	LSR	BILLY BOB THORTON	
IMPCON-TEL NO	LSR	4049271234	
DSGCON	LSR	YOGI BERRA	
DSGCON-TEL NO	LSR	4049272345	
DSGCON- STREET	LSR	123 MAIN ST	
DSGCON-CITY	LSR	NEW ORLEANS	
DSGCON-STATE	LSR	LA	
DSGCON-ZIP CODE	LSR	70114	

- continued -

Table HHH Scenario 109 (continued)

FIELD	FORM / SCREEN	ENTRY	NOTES
EU-NAME	EU	FROSTY SNOWMAN	
SANO	EU	5201	
SASN	EU	TULLIS	
SATH	EU	DR	
EU-CITY	EU	NEW ORLEANS	
EU-STATE	EU	LA	
EU-ZIP CODE	EU	70114	
EU-EATN	EU	(504)433-9387	
ERL	EU	N	
NPQTY1	LSNP	00001	
LQTY1	LSNP	001	
LNUM1	LSNP	00001	
LNA1	LSNP	V	
CABLE ID1	LSNP	PTQW1	
CHAN/PAIR1	LSNP	11	
PORTED NBR1	LSNP	5044339387	
NPT1	LSNP	D	
LNUM2	LSNP	00002	
LNA2	LSNP	V	
CABLE ID2	LSNP	PTQW1	
CHAN/PAIR2	LSNP	12	
PORTED NBR2	LSNP	4234309327	
NPT2	LSNP	D	
LNUM3	LSNP	00003	
LNA3	LSNP	N	

- continued -

Table HHH Scenario 109 (continued)

FIELD	FORM / SCREEN	ENTRY	NOTES
CABLE ID3	LSNP	PTQW1	
CHAN/PAIR3	LSNP	13	
DACT	DL	N	
NAME-DEL	DL	Nancy Reagan	
DDANO	DL	420	
DDASN	DL	Trentham	
DDATH	DL	Ln	
DDALOC	DL	Gatlinburg	
DDAST	DL	TN	
DDAZC	DL	38122	
DIRTYP	DL	W	
DIRQTY A	DL	1	
DLNUM	DL	0004	
LACT	DL	N	
RTY	DL	LML	
LTY	DL	1	
STYC	DL	SL	
TOA	DL	R	
LTN	DL	(423)430-9338	
LNLN	DL	Reagan	
LNFN1	DL	Nancy	
LANO	DL	420	
LASN1	DL	Trentham	
LATH	DL	Ln	
LALOC	DL	Gatlinburg	
LAST	DL	TN	

Table III Scenario 110

REQTY: B (LNP)

ACT: V

Description: Full conversion of single-line SL2 loop port with end-user retaining directory listings.

FIELD	FORM / SCREEN	ENTRY	NOTES
PON	LSR	FN-67-4.0-SL2-18	
CCNA	LSR	ZXL	
AN	LSR	504N130000000	
ATN	LSR	(843)881-3605	
SC	LSR	TEST	
D/SENT	LSR	11/29/1999	
DDD	LSR	1/10/2000	
DFDT	LSR	2000	
CHC	LSR	Y	
REQTYP	LSR	BB	
ACT	LSR	V	
CC	LSR	9420	
ACTL	LSR	MNPLSCES88F	
LSO	LSR	843881	
TOS	LSR	2B- -	
NC	LSR	LY- -	
NCI	LSR	04QC2.OOB	
SECNCI	LSR	04GS2	
CIC	LSR	9420	
BI1	LSR	N	
BAN1	LSR	504Q969421421	
BI2	LSR	L	

- continued -

Table III Scenario 110 (continued)

FIELD	FORM / SCREEN	ENTRY	NOTES
BAN2	LSR	504N130000000	
ACNA	LSR	ZXL	
INIT	LSR	SUSIE SERVICE REP	
INIT-TEL NO	LSR	4049277390	
INIT-FAX NO	LSR	(404)927-7390	
IMPCON	LSR	BILLY BOB THORTON	
IMPCON-TEL NO	LSR	4049271234	
DSGCON	LSR	YOGI BERRA	
DSGCON-TEL NO	LSR	4049272345	
DSGCON- STREET	LSR	123 PEACHTREE STREET	
DSGCON-CITY	LSR	ATLANTA	
DSGCON-STATE	LSR	GA	
DSGCON-ZIP CODE	LSR	30375	
EU-NAME	EU	LION KING	
SANO	EU	5201	
SASN	EU	TULLIS	
SATH	EU	DR	
EU-CITY	EU	NEW ORLEANS	
EU-STATE	EU	LA	
EU-ZIP CODE	EU	70114	
EU-EATN	EU	(843)881-3605	
ERL	EU	Y	

- continued -

Table III Scenario 110 (continued)

FIELD	FORM / SCREEN	ENTRY	NOTES
NPQTY1	LSNP	00001	
LQTY1	LSNP	001	
LNUM1	LSNP	00001	
LNA1	LSNP	V	
CABLE ID1	LSNP	PTQW1	
CHAN/PAIR1	LSNP	11	
PORTED NBR1	LSNP	8438813605	
NPT1	LSNP	D	

Table JJJ Scenario 111

REQTY: B (LNP)

ACT: V

Description: Full conversion of Non-Coordinated multi-line SL1 loop with directory listings and with additional loops requested.

FIELD	FORM / SCREEN	ENTRY	NOTES
PON	LSR	FN-67-4.0-SL1-42	
CCNA	LSR	ZXL	
AN	LSR	504M016127127	
ATN	LSR	(504)433-1428	
SC	LSR	LCSC	
D/SENT	LSR	11/29/1999	
DDD	LSR	1/10/2000	
CHC	LSR	N	
REQTYP	LSR	BB	
ACT	LSR	V	

- continued -

Table JJJ Scenario 111 (continued)

FIELD	FORM / SCREEN	ENTRY	NOTES
CC	LSR	9420	
ACTL	LSR	NWORLAARCG0	
LSO	LSR	504433	
TOS	LSR	1A- -	
NC	LSR	TY- -	
CIC	LSR	9420	
BI1	LSR	N	
BAN1	LSR	318Q969421421	
BI2	LSR	L	
BAN2	LSR	318Q961234123	
ACNA	LSR	ZXL	
INIT	LSR	SUSIE SERVICE REP	
INIT-TEL NO	LSR	4049277390	
INIT-FAX NO	LSR	(404)927-7390	
IMPCON	LSR	BILLY BOB THORTON	
IMPCON-TEL NO	LSR	4049271234	
EU-NAME	EU	TESTY PHONE COMP	
SANO	EU	5201	
SASN	EU	TULLIS	
SATH	EU	DR	
EU-CITY	EU	NEW ORLEANS	
EU-STATE	EU	LA	
EU-ZIP CODE	EU	70114	
EU-EATN	EU	(504)433-1428	

- continued -

Table JJJ Scenario 111 (continued)

FIELD	FORM / SCREEN	ENTRY	NOTES
ERL	EU	Y	
NPQTY1	LSNP	00001	
LQTY1	LSNP	002	
LNUM1	LSNP	00001	
LNA1	LSNP	V	
CABLE ID1	LSNP	PTQW1	
CHAN/PAIR1	LSNP	11	
PORTED NBR1	LSNP	5044334743	
NPT1	LSNP	D	
LNUM2	LSNP	00002	
LNA2	LSNP	N	
CABLE ID2	LSNP	PTQW1	
CHAN/PAIR2	LSNP	13	

Table KKK Scenario 112

REQTY: B (LNP)

ACT: V

Description: Full conversion of Non-Coordinated Non Time Specific multi-line SL1 loop port with directory listings.

FIELD	FORM / SCREEN	ENTRY	NOTES
PON	LSR	FN-67-4.0-SL1-21	
CCNA	LSR	ZXL	
AN	LSR	912U507987987	
ATN	LSR	(912)555-3079	
SC	LSR	LCSC	

- continued -

Table KKK Scenario 112 (continued)

FIELD	FORM / SCREEN	ENTRY	NOTES
D/SENT	LSR	12/15/1999	
DDD	LSR	12/20/1999	
CHC	LSR	N	
REQTYP	LSR	BB	
ACT	LSR	V	
CC	LSR	9420	
ACTL	LSR	MACNGAMT74C	
LSO	LSR	912745	
TOS	LSR	2AF -	
NC	LSR	TY- -	
CIC	LSR	9420	
BI1	LSR	N	
BAN1	LSR	706Q969421421	
BI2	LSR	L	
BAN2	LSR	912U507987987	
ACNA	LSR	ZXL	
INIT	LSR	SUSIE SERVICE REP	
INIT - TEL NO	LSR	5555557390	
INIT - FAX NO	LSR	(555)555-7390	
IMPCON	LSR	BILLY THORTON	
IMPCON - TEL NO	LSR	5555551234	
DSGCON	LSR	YOGI BERRA	
DSGCON - TEL NO	LSR	5555552345	

- continued -

Table KKK Scenario 112 (continued)

FIELD	FORM / SCREEN	ENTRY	NOTES
DSGCON- STREET	LSR	101 Slugger Dr	
DSCGON-CITY	LSR	MACON	
DSGCON-STATE	LSR	GA	
DSGCON-ZIP CODE	LSR	31210	
EU - NAME	EU	LYNDON JOHNSON	
SANO	EU	787	
SASN	EU	CHERRY	
SATH	EU	ST	
EU - CITY	EU	MACON	
EU - STATE	EU	GA	
EU - ZIP CODE	EU	31201	
EU - EATN	EU	(912)745-3079	
ERL	EU	N	
NPQTY1	LSNP	00001	
LQTY1	LSNP	002	
LNUM1	LSNP	00001	
LNA1	LSNP	V	
CFA1	LSNP	PTQW1	
CABLE ID1	LSNP	11	
PORTED NBR1	LSNP	9125554746	
NPT1	LSNP	D	
LNUM2	LSNP	00002	
LNA2	LSNP	V	
CABLE ID2	LSNP	PTQW1	
CHAN/PAIR2	LSNP	12	

- continued -

Table KKK Scenario 112 (continued)

FIELD	FORM / SCREEN	ENTRY	NOTES
PORTED NBR2	LSNP	9125554746	
NPT2	LSNP	D	
DLNUM	DL	0001	
LACT	DL	N	
RTY	DL	LML	
LTY	DL	1	
STYC	DL	SL	
TOA	DL	B	
DOI	DL	0	
LTN	DL	(912)555-3079	
LNLN	DL	Lyndon	
LNFN1	DL	Johnson	
LANO	DL	123	
LASD	DL	n	
LATH	DL	Main	
LASS	DL	St	
LALOC	DL	Atlanta	
LAST	DL	GA	
YPH	DL	aa00030	
SIC	DL	7999	

Table LLL Scenario 151**REQTY: C (LNP)****ACT: C****Description: Conversion of INP to LNP**

FIELD	FORM / SCREEN	ENTRY	NOTES
PON	LSR	FN 67-4.0-20	
CCNA	LSR	NVE	
SC	LSR	LCSC	
D/SENT	LSR	12/1/1999	
DDD	LSR	1/20/2000	
REQTYP	LSR	CB	
ACT	LSR	C	
CC	LSR	9420	
TOS	LSR	1B-	
CIC	LSR	9420	
BII	LSR	N	
EATN	LSR	(555) 777 1839	
BAN1	LSR	770Q969421400	
INIT	LSR	SUSIE SERVICE REP	
INIT - TEL NO	LSR	5559277390	
INIT - FAX NO	LSR	(555) 927-7390	
EU - NAME	EU	Testy Phone Company	
SANO	EU	525	
SASN	EU	Main	
SATH	EU	ST	
EU - CITY	EU	ALPH	
EU - STATE	EU	GA	
EU - ZIP CODE	EU	30004	
EU - EATN	EU	(555) 777-1839	
NPQTY1	LSNP	00001	
LNUM1	LSNP	00001	

- continued -

Table LLL Scenario 151 (continued)

FIELD	FORM / SCREEN	ENTRY	NOTES
LNA1	LSNP	C	
PORTED NBR1	LSNP	555-777-1839	
NPT1	LSNP	D	

Table MMM Scenario 152

REQTY: C (LNP)

ACT: V

Description: Full conversion of single line residence port-out, disconnect Ringmaster TN with end user retaining listing and transfer of calls with LNP.

FIELD	FORM / SCREEN	ENTRY	NOTES
PON	LSR	FN-67-4.0-17	
CCNA	LSR	NVE	
SC	LSR	LCSC	
D/SENT	LSR	12/2/1999	
DDD	LSR	1/10/2000	
REQTYP	LSR	CB	
ACT	LSR	V	
CC	LSR	9420	
TOS	LSR	2B-	
CIC	LSR	9420	
BI1	LSR	N	
EATN	LSR	(555)909-0352	
BAN1	LSR	555Q969421100	
INIT	LSR	SUSIE SERVICE REP	
INIT - TEL NO	LSR	555-927-7390	

- continued -

Table MMM Scenario 152 (continued)

FIELD	FORM / SCREEN	ENTRY	NOTES
INIT - FAX NO	LSR	(555)927-7390	
EU - NAME	EU	Suzie Que	
SANO	EU	5140	
SASN	EU	Riverdale	
SATH	EU	Rd	
ROOM	EU	Apt K-130	
EU - CITY	EU	C Pk	
EU - STATE	EU	GA	
EU - ZIP CODE	EU	30349	
EU - EATN	EU	(555)909-0352	
ERL	EU	Y	
DQTY	NP	1	
DNUM1	NP	0001	
DISC NBR1	NP	(555)985-9594	
NPQTY1	NP	9	
LNUM1	NP	00001	
LNA1	NP	V	
PORTED NBR1	NP	555 985-2493	
NPT1	NP	D	
LNUM2	NP	0002	
LNA2	NP	V	
PORTED NBR2	NP	678 985-2494	
NPT2	NP	D	
LNUM3	NP	0003	
LNA3	NP	V	
PORTED NBR3	NP	555 985-2495	
NPT3	NP	D	

- continued -

Table MMM Scenario 152 (continued)

FIELD	FORM / SCREEN	ENTRY	NOTES
LNUM4	NP	0004	
LNA4	NP	V	
PORTED NBR4	NP	555 985-2496	
NPT4	NP	D	
LNUM5	NP	0005	
LNA5	NP	V	
PORTED NBR5	NP	555 985-2497	
NPT5	NP	D	
LNUM6	NP	0006	
LNA6	NP	V	
PORTED NBR6	NP	555 985-2498	
NPT6	NP	D	
LNUM7	NP	00007	
LNA7	NP	V	
PORTED NBR7	NP	555 985-2499	
NPT7	NP	D	
LNUM8	NP	0008	
LNA8	NP	V	
PORTED NBR8	NP	555 985-9592	
NPT8	NP	D	
LNUM9	NP	0009	
LNA9	NP	V	
PORTED NBR9	NP	555 985-2493	
NPT9	NP	9	

Table NNN Scenario 153

REQTY: C (LNP)

ACT: V

Description: Full conversion of single line residence Port Out with end user retaining listings.

FIELD	FORM / SCREEN	ENTRY	NOTES
PON	LSR	FN67-4.0-19	
CCNA	LSR	NVE	
SC	LSR	LCSC	
D/SENT	LSR	12/2/1999	
DDD	LSR	1/10/2000	
REQTYP	LSR	CB	
ACT	LSR	V	
CC	LSR	9420	
TOS	LSR	2B-	
CIC	LSR	9420	
BI1	LSR	N	
EATN	LSR	(555)777-0894	
BAN1	LSR	770Q969421200	
INIT	LSR	SUSIE SERVICE REP	
INIT - TEL NO	LSR	555-927-7390	
INIT - FAX NO	LSR	(555) 927-7390	
EU - NAME	EU	Blake Carrington	
SANO	EU	525	
SASD	EU	N	
SASN	EU	Main	
SATH	EU	St	
EU - CITY	EU	Alph	
EU - STATE	EU	GA	
EU - ZIP CODE	EU	30004	
EU - EATN	EU	(555) 777-0894	
ERL	EU	Y	

- continued -

Table NNN Scenario 153 (continued)

FIELD	FORM / SCREEN	ENTRY	NOTES
NPQTY1	LSNP	1	
LNUM1	LSNP	0001	
LNA1	LSNP	V	
PORTED NBR1	LSNP	555 777-0894	
NPT1	LSNP	D	

Table OOO Scenario 154

REQTY: C (LNP)

ACT: V

Description: Full conversion of single line residence port out without directory listing.

FIELD	FORM / SCREEN	ENTRY	NOTES
PON	LSR	FN67-4.0-03	
CCNA	LSR	NVE	
SC	LSR	LCSC	
D/SENT	LSR	11/29/1999	
DDD	LSR	1/10/2000	
REQTYP	LSR	CB	
ACT	LSR	V	
CC	LSR	9420	
TOS	LSR	2B-	
CIC	LSR	9420	
BI1	LSR	N	
EATN	LSR	(555) 777-1476	
BAN1	LSR	770Q969421100	
INIT	LSR	SUSIE QUE	

- continued -

Table OOO Scenario 154 (continued)

FIELD	FORM / SCREEN	ENTRY	NOTES
INIT - TEL NO	LSR	5554191111	
INIT - FAX NO	LSR	(555)491-1112	
IMPCON	LSR	BILLY THORTON	
IMPCON - TEL NO	LSR	5555551234	
EU - NAME	EU	Buddy Ebsen	
SANO	EU	525	
SASD	EU	N	
SASN	EU	MAIN	
SATH	EU	St	
EU - CITY	EU	Alph	
EU - STATE	EU	GA	
EU - ZIP CODE	EU	30004	
EU - EATN	EU	(555)777-1476	
ERL	EU	N	
NPQTY1	LSNP	1	
LNUM1	LSNP	00001	
LNA1	LSNP	V	
PORTED NBR1	LSNP	555 777-1476	
NPT1	LSNP	D	

Table PPP Scenario 155

REQTY: C (LNP)

ACT: V

Description: Full conversion of a single-line business TN with directory listings.

FIELD	FORM / SCREEN	ENTRY	NOTES
PON	LSR	FN67-4.0-04	
CCNA	LSR	NVE	
ATN	LSR	(555)777-1849	
SC	LSR	LCSC	
D/SENT	LSR	11/29/1999	
DDD	LSR	1/10/2000	
REQTYP	LSR	CB	
ACT	LSR	V	
CC	LSR	9420	
TOS	LSR	1B -	
CIC	LSR	9420	
BI1	LSR	N	
EATN	LSR	(555)777-1849	
BAN1	LSR	770Q969421300	
INIT	LSR	SUSIE SERVICE REP	
INIT - TEL NO	LSR	5554927-7390	
INIT - FAX NO	LSR	(555) 927-7390	
EU - NAME	EU	TESTY PHONE COMPANY	
SANO	EU	525	
SASD	EU	N	
SASN	EU	MAIN	
SATH	EU	ST	
EU - CITY	EU	Alph	
EU - STATE	EU	GA	
EU - ZIP CODE	EU	30004	
EU - EATN	EU	(555) 777-1849	

- continued -

Table PPP Scenario 155 (continued)

FIELD	FORM / SCREEN	ENTRY	NOTES
ERL	EU	N	
NPQTY1	LSNP	00001	
LNUM1	LSNP	00001	
LNA1	LSNP	V	
PORTED NBR1	LSNP	555 777-1849	
NPT1	LSNP	D	
DACT	DL	N	
NAME-DEL	DL	Testy Phone Company	
DDANO	DL	478	
DDASN	DL	Peachtree	
DDATH	DL	St	
DDASS	DL	NE	
DDALO	DL	FLR 4; SUIT 401A	
DDADLO	DL	Ring Buzzer for en	
DDALOC	DL	Atlanta	
DDAST	DL	GA	
DDAZC	DL	30308	
DL RECORD	DL	555 777-1849	
LACT	DL	N	
LTY	DL	1	
STYC	DL	SL	
TOA	DL	B	
DOI	DL	0	
LNLN	DL	Testy	
LNFN	DL	Phone Company	

- continued -

Table PPP Scenario 155 (continued)

FIELD	FORM / SCREEN	ENTRY	NOTES
LANO	DL	525	
LASD	DL	N	
LASN	DL	Main	
LATH	DL	St	
LALOC	DL	Alpharetta	
YPH	DL	AA00030	
SIC	DL	7999	

Table QQQ Scenario 156**REQTY: C (LNP)****ACT: V**

Description: Full conversion of a residence customer that has 1 telephone line and 1 computer line on the same premises, separate accounts without listings.

FIELD	FORM / SCREEN	ENTRY	NOTES
PON	LSR	FN67-4.0-01	
CCNA	LSR	NVE	
SC	LSR	LCSC	
D/SENT	LSR	12/1/1999	
DDD	LSR	1/20/2000	
REQTYP	LSR	CB	
ACT	LSR	C	
CC	LSR	9420	
TOS	LSR	2A-	
CIC	LSR	9420	
BI1	LSR	N	
EATN	LSR	(555) 777 1839	

- continued -

Table QQQ Scenario 156 (continued)

FIELD	FORM / SCREEN	ENTRY	NOTES
BAN1	LSR	502Q969421100	
INIT	LSR	SUSIE SERVICE REP	
INIT - TEL NO	LSR	5559277390	
INIT - FAX NO	LSR	(555) 927-7390	
EU - NAME	EU	Jiminy Cricket	
SANO	EU	4606	
SASD	EU	S	
SASN	EU	2nd	
SATH	EU	ST	
EU - CITY	EU	Louisville	
EU - STATE	EU	KY	
EU - ZIP CODE	EU	40214	
EU - EATN	EU	(502) 366-0168	
ERL	EU	N	
NPQTY1	LSNP	2	
LNUM1	LSNP	0001	
LNA1	LSNP	V	
PORTED NBR1	LSNP	502-366-0168	
NPT1	LSNP	D	
LEATN1	LSNP	(502) 366-9375	
LOCNUM2	LSNP	0002	
LNA2	LSNP	V	
PORTED NBR2	LSNP	502-366-9375	
NPT2	LSNP	D	
LEATN2	LSNP	(502) 366-9375	

Table RRR Scenario 251**REQTY: E****ACT: N****Description: New install for multiline business service with a straight line listing.**

FIELD	FORM / SCREEN	ENTRY	NOTES
CCNA	LSR	ZXL	
PON	LSR	M30	
ATN	LSR	5558811693	
SC	LSR	LCSC	
D/SENT	LSR	19991209	
DDD	LSR	19991213	
REQTYP	LSR	EB	
ACT	LSR	N	
CC	LSR	8002	
TOS	LSR	1AF	
CIC	LSR	5124	
B11	LSR	A	
BAN1	LSR	e	
INIT	LSR	FAYE WILLIAMS	
INIT-TEL NO	LSR	5559277498	
INIT-FAX NO	LSR	5559277498	
IMPCON	LSR	FAYE WILLIAMS	
IMPCON-TEL NO	LSR	5559277498	
EU-NAME	EU	HUMPTY FALL	
SANO	EU	675	
SASD	EU	W	

- continued -

Table RRR Scenario 251 (continued)

FIELD	FORM / SCREEN	ENTRY	NOTES
SASN	EU	PEACHTREE	
SATH	EU	ST	
SASS	EU	NE	
EU-CITY	EU	ATL	
EU-STATE	EU	GA	
EU-ZIP CODE	EU	30375	
DLNUM	DL	0001	
LACT	DL	N	
RTY	DL	LML	
LTY	DL	1	
STYC	DL	SL	
TOA	DL	B	
DOI	DL	0	
LTN	DL	5558811693	
LNLN	DL	Humpty	
LNFN	DL	Fall	
LANO	DL	675	
LASD	DL	W	
LASN	DL	Peachtree	
LATH	DL	St	
LASS	DL	NE	
YPH	DL	aa00030	
SIC	DL	8711	
RSQTY	RS	002	
LNA	RS	N	
LNECLS SVS	RS	1fb	
LNUM	RS	00001	

- continued -

Table RRR Scenario 251 (continued)

FIELD	FORM / SCREEN	ENTRY	NOTES
LPIC	RS	none	
PIC	RS	none	
TNS	RS	5558811191	

Table SSS Scenario 252

REQTY: E

ACT: N

Description: New install for residential service with an advanced directory listing.

FIELD	FORM / SCREEN	ENTRY	NOTES
CCNA	LSR	ZXL	
PON	LSR	M30	
ATN	LSR	5558811693	
SC	LSR	LCSC	
D/SENT	LSR	19991209	
DDD	LSR	19991213	
REQTYP	LSR	EB	
ACT	LSR	N	
CC	LSR	8002	
TOS	LSR	1BF	
CIC	LSR	5124	
BI1	LSR	A	
BAN1	LSR	e	
INIT	LSR	FAYE WILLIAMS	
INIT-TEL NO	LSR	5559277498	
INIT-FAX NO	LSR	5559277498	

- continued -

Table SSS Scenario 252 (continued)

FIELD	FORM / SCREEN	ENTRY	NOTES
IMPCON	LSR	FAYE WILLIAMS	
IMPCON-TEL NO	LSR	5559277498	
EU-NAME	EU	HUMPTY FALL	
SANO	EU	675	
SASD	EU	W	
SASN	EU	PEACHTREE	
SATH	EU	ST	
SASS	EU	NE	
EU-CITY	EU	ATL	
EU-STATE	EU	GA	
EU-ZIP CODE	EU	30375	
DLNUM	DL	0001	
LACT	DL	N	
RTY	DL	LML	
LTY	DL	1	
STYC	DL	SL	
TOA	DL	R	
DOI	DL	0	
LTN	DL	5558811693	
LNLN	DL	Smith	
LNFN	DL	Jane	
LANO	DL	675	
LASD	DL	W	
LASN	DL	Peachtree	
LATH	DL	St	
LASS	DL	NE	

- continued -

Table SSS Scenario 252 (continued)

FIELD	FORM / SCREEN	ENTRY	NOTES
ADV	DL	Y	
RSQTY	RS	002	
LNA	RS	N	
LNECLS SVS	RS	1fr	
LNUM	RS	00001	
LPIC	RS	none	
PIC	RS	none	
TNS	RS	5558811191	

Table TTT Scenario 253-a

REQTY: E

ACT: N

Description: New install for business multiline business service with a caption listing.

FIELD	FORM / SCREEN	ENTRY	NOTES
CCNA	LSR	ZXL	
PON	LSR	MAN201A	
LOCQTY	LSR	000	
ATN	LSR	5552519699	
SC	LSR	LCSC	
D/SENT	LSR	20000111	
DDD	LSR	20000131	
REQTYP	LSR	EB	
ACT	LSR	N	
CC	LSR	8002	
TOS	LSR	1AF	

- continued -

Table TTT Scenario 253–a (continued)

FIELD	FORM / SCREEN	ENTRY	NOTES
CIC	LSR	5124	
BANI	LSR	E	
INIT	LSR	F WILLIAMS	
INIT-TEL NO	LSR	5559277498	
INIT-FAX NO	LSR	5559277498	
IMPCON	LSR	F WILLIAMS	
IMPCON-TEL NO	LSR	5559277498	
DQTY	EU	000	
LOCNUM	EU	000	
EU-NAME	EU	Medical Svc of Georgia	
SANO	EU	1715	
SASN	EU	6TH	
SATH	EU	AV	
SASS	EU	N	
EU-CITY	EU	BIRMINGHAM	
EU-STATE	EU	AL	
EU-ZIP CODE	EU	35203	
DLNUM	DL	0001	
LACT	DL	N	
RTY	DL	LML	
LTY	DL	1	
STYC	DL	CI	
TOA	DL	B	
DOI	DL	2	
LTN	DL	5552519699	
LNLN	DL	Medical	

- continued -

Table TTT Scenario 253-a (continued)

FIELD	FORM / SCREEN	ENTRY	NOTES
LNFN	DL	Services of Georgia	
LTEXT	DL	Geriatric Services	
LTXNUM	DL	0001	
LTXTY	DL	ITX	
YPH	DL	AA00313	
SIC	DL	8711	
ADI	DL	Y	
LVL	DSCR	0	
HS	DSCR	N	
LVL	DSCR	1	
INS1	DSCR	N	
SO1	DSCR	F	
INADDR	DSCR	1715 6th Av N	
DLNUM	DL	0002	
LACT	DL	N	
ALI	DL	A	
RTY	DL	LAL	
LTY	DL	1	
STYC	DL	CI	
TOA	DL	B	
DOI	DL	2	
LTN	DL	5552519156	
LNLN	DL	Medical	
LNFN	DL	Services of Georgia	

- continued -

Table TTT Scenario 253-a (continued)

FIELD	FORM / SCREEN	ENTRY	NOTES
LTEXT	DL	Pediatric Services	
LTXNUM	DL	0001	
LTXTY	DL	ITX	
LVL	DSCR	0	
HS	DSCR	E	
LVL	DSCR	1	
INS1	DSCR	E	
INADDR	DSCR	1715 6th Av N	
RSQTY	RS	003	
LNA	RS	N	
LNECLSSVC	RS	1fb	
LNUM	RS	00001	
LOCNUM	RS	000	
LPIC	RS	NONE	
PIC	RS	NONE	
TNS	RS	5552519699	
LNA	RS	N	
LNECLS SVS	RS	1FB	
LNUM	RS	00002	
LPIC	RS	NONE	
PIC	RS	NONE	
TNS	RS	5552519192	
LNA	RS	N	
LNECLS SVS	RS	1FB	
LNUM	RS	00003	
LPIC	RS	NONE	

- continued -

Table TTT Scenario 253-a (continued)

FIELD	FORM / SCREEN	ENTRY	NOTES
PIC	RS	NONE	
TNS	RS	5552519156	

Table UUU Scenario 253-b

REQTY: E

ACT: N

Description: New install for multiline business service with a caption listing.

FIELD	FORM / SCREEN	ENTRY	NOTES
CCNA	LSR	ZXL	
PON	LSR	MAN201B	
LOCQTY	LSR	000	
ATN	LSR	5555919579	
SC	LSR	LCSC	
D/SENT	LSR	20000111	
DDD	LSR	20000131	
REQTYP	LSR	EB	
ACT	LSR	N	
CC	LSR	8002	
TOS	LSR	1AF	
CIC	LSR	5124	
BAN1	LSR	E	
INIT	LSR	F WILLIAMS	
INIT-TEL NO	LSR	5559277498	
INIT-FAX NO	LSR	5559277449	
IMPCON	LSR	F WILLIAMS	

- continued -

Table UUU Scenario 253–b (continued)

FIELD	FORM / SCREEN	ENTRY	NOTES
IMPCON-TEL NO	LSR	5559277749	
DQTY	EU	000	
LOCNUM	EU	000	
EU-NAME	EU	Medical Svc Of Georgia	
SANO	EU	5544	
SASN	EU	1ST	
SATH	EU	AV	
SASS	EU	S	
EU-CITY	EU	BIRMINGHAM	
EU-STATE	EU	AL	
EU-ZIP CODE	EU	35212	
DLNUM	DL	0001	
LACT	DL	N	
RTY	DL	LML	
LTY	DL	1	
STYC	DL	CI	
TOA	DL	B	
DOI	DL	2	
LTN	DL	5555919579	
LNLN	DL	Medical	
LNFN	DL	Services of Georgia	
LANO	DL		
LASN	DL		
LATH	DL		
LASS	DL		

- continued -

Table UUU Scenario 253-b (continued)

FIELD	FORM / SCREEN	ENTRY	NOTES
LTEXT	DL	Neurology Services	
LTXNUM	DL	0001	
LTXTY	DL	ITX	
YPH	DL	AA00313	
SIC	DL	8711	
ADI	DL	Y	
LVL	DSCR	0	
HS	DSCR	N	
LVL	DSCR	1	
INS1	DSCR	1	
INS1	DSCR	N	
SO1	DSCR	A	
SEQADDR1	DSCR	1715 6th Av N	
INADDR	DSCR	5544 1st Av S	
DLNUM	DL	0002	
LACT	DL	N	
ALI	DL	A	
RTY	DL	LAL	
LTY	DL	1	
STYC	DL	CI	
TOA	DL	B	
DOI	DL	2	
LTN	DL	5555919876	
LNLN	DL	Medical	
LNFN	DL	Services of Georgia	

- continued -

Table UUU Scenario 253–b (continued)

FIELD	FORM / SCREEN	ENTRY	NOTES
LTEXT	DL	Sleep Disorders	
LTXNUM	DL	0001	
LTXTY	DL	ITX	
LVL	DSCR	0	
HS	DSCR	E	
LVL	DSCR	1	
INS1	DSCR	E	
INADDR	DSCR	5544 1st Av S	
RSQTY	RS	003	
LNA	RS	N	
LNECLSSVC	RS	1FB	
LNUM	RS	00001	
LOCNUM	RS	000	
LPIC	RS	NONE	
PIC	RS	NONE	
TNS	RS	5555919579	
LNA	RS	N	
LNECLS SVS	RS	1FB	
LNUM	RS	00002	
LPIC	RS	NONE	
PIC	RS	NONE	
TNS	RS	5555919332	
LNA	RS	N	
LNECLS SVS	RS	1FB	
LNUM	RS	00003	
LPIC	RS	NONE	

- continued -

Table UUU Scenario 253–b (continued)

FIELD	FORM / SCREEN	ENTRY	NOTES
PIC	RS	NONE	
TNS	RS	5555919876	

Table VVV Scenario 254

REQTY: E

ACT: N

Description: New install for single line business service with a Ringmaster number and an additional main listing on the ringmaster number.

FIELD	FORM / SCREEN	ENTRY	NOTES
CCNA	LSR	ZXL	
PON	LSR	L3B	
LOCQTY	LSR	000	
ATN	LSR	5558212946	
SC	LSR	LCSC	
D/SENT	LSR	20000107	
DDD	LSR	20000107	
REQTYP	LSR	EB	
ACT	LSR	N	
CC	LSR	8003	
TOS	LSR	1AF	
CIC	LSR	5124	
BAN1	LSR	E	
INIT	LSR	F WILLIAMS	
INIT-TEL NO	LSR	5559277498	
INIT-FAX NO	LSR	5559277449	
IMPCON	LSR	F WILLIAMS	

- continued -

Table VVV Scenario 254 (continued)

FIELD	FORM / SCREEN	ENTRY	NOTES
IMPCON-TEL NO	LSR	5559277498	
LOCNUM	EU	000	
EU-NAME	EU	WHEEL OF FORTUNE	
SANO	EU	138	
SASD	EU	N	
SASN	EU	GAY	
SATH	EU	ST	
EU-CITY	EU	AUBURN	
EU-STATE	EU	AL	
EU-ZIP CODE	EU	36830	
DLNUM	DL	0001	
LACT	DL	N	
RTY	DL	LML	
LTY	DL	3	
STYC	DL	SL	
TOA	DL	B	
DOI	DL	0	
LTN	DL	5558212946	
LNLN	DL	Wheel	
LNFN	DL	Of Fortune	
LANO	DL	138	
LASD	DL	N	
LASN	DL	Gay	
LATH	DL	St	
YPH	DL	AA00030	
SIC	DL	8711	

- continued -

Table VVV Scenario 254 (continued)

FIELD	FORM / SCREEN	ENTRY	NOTES
DLNUM	DL	0002	
LACT	DL	N	
ALI	DL	A	
RTY	DL	LAM	
LTY	DL	1	
STYC	DL	SL	
TOA	DL	B	
DOI	DL	0	
LTN	DL	5558210264	
LNLN	DL	C	
LNFN	DL	D R Consulting	
YPH	DL	AA00030	
RSQTY	RS	001	
LNA	RS	N	
LNUM	RS	00001	
LOCNUM	RS	000	
LPIC	RS	none	
PIC	RS	none	
TNS	RS	5558212946	
FA	RS	N	
FEATURE	RS	DRS	
FEATURE DETAIL	RS	/TN 3348210264/ RNP D	

Table WWW Scenario 255**REQTY: E****ACT: N****Description: New install for business service with a special text listing.**

FIELD	FORM / SCREEN	ENTRY	NOTES
CCNA	LSR	ZXL	
PON	LSR	M31	
ATN	LSR	5558818989	
SC	LSR	LCSC	
D/SENT	LSR	19991209	
DDD	LSR	19991213	
REQTYP	LSR	EB	
ACT	LSR	N	
CC	LSR	8002	
TOS	LSR	1AF	
CIC	LSR	5124	
BI1	LSR	A	
BAN1	LSR	E	
INIT	LSR	FAYE WILLIAMS	
INIT-TEL NO	LSR	5559277498	
INIT-FAX NO	LSR	5559277498	
IMPCON	LSR	FAYE WILLIAMS	
IMPCON-TEL NO	LSR	5559277498	
EU-NAME	EU	JACK HILL	
SANO	EU	675	
SASD	EU	W	
SASN	EU	PEACHTREE	
SATH	EU	ST	
SASS	EU	NE	
EU-CITY	EU	ATL	
EU-STATE	EU	GA	

- continued -

Table WWW Scenario 255 (continued)

FIELD	FORM / SCREEN	ENTRY	NOTES
EU-ZIP CODE	EU	30375	
DLNUM	DL	0001	
LACT	DL	N	
RTY	DL	LML	
LTY	DL	1	
STYC	DL	SL	
TOA	DL	B	
DOI	DL	0	
LTN	DL	5558818989	
LNLN	DL	JACK	
LNFN	DL	HILL	
LANO	DL	675	
LASD	DL	W	
LASN	DL	Peachtree	
LATH	DL	St	
LASS	DL	NE	
LTEXT	DL	Party Planner	
LTXNUM	DL	0001	
LTXTY	DL	sp	
YPH	DL	aa00030	
SIC	DL	8711	
RSQTY	RS	002	
LNA	RS	N	
LNECLS SVS	RS	1FB	
LNUM	RS	00001	
LPIC	RS	NONE	
PIC	RS	NONE	

- continued -

Table WWW Scenario 255 (continued)

FIELD	FORM / SCREEN	ENTRY	NOTES
TNS	RS	5558818989	
LNA	RS	N	
LNUM	RS	00002	
LPIC	RS	NONE	
PIC	RS	NONE	
TNS	RS	5558811732	

Table XXX Scenario 256

REQTY: E

ACT: N

Description: New install of multiline business service with series complete hunting.

FIELD	FORM / SCREEN	ENTRY	NOTES
CCNA	LSR	ZXL	
PON	LSR	FT19	
HTQTY	LSR	01	
ATN	LSR	5556620360	
SC	LSR	LCSC	
D/SENT	LSR	19991222	
DDD	LSR	20000111	
REQTYP	LSR	EB	
ACT	LSR	N	
CC	LSR	8002	
TOS	LSR	1AF	
CIC	LSR	5124	
BAN1	LSR	E	

- continued -

Table XXX Scenario 256 (continued)

FIELD	FORM / SCREEN	ENTRY	NOTES
INIT	LSR	FAYE WILLIAMS	
INIT-TEL NO	LSR	5559277498	
INIT-FAX NO	LSR	5559277449	
IMPCON	LSR	F WILLIAMS	
IMPCON-TEL NO	LSR	5559277498	
LOCNUM	LSR	000	
HNUM	LSR	00001	
HA	LSR	N	
HID	LSR	N	
HNTYP	LSR	2	
HLA	LSR	N	
HT	LSR	5556620360	
HTSEQ	LSR	0001	
NOTYP	LSR	T	
HLA	LSR	N	
HT	LSR	5556620361	
HTSEQ	LSR	0002	
NOTYP	LSR	T	
HLA	LSR	N	
HT	LSR	5556620362	
HTSEQ	LSR	0003	
NOTYP	LSR	T	
HLA	LSR	N	
HT	LSR	5556620363	
HTSEQ	LSR	0004	
NOTYP	LSR	T	

- continued -

Table XXX Scenario 256 (continued)

FIELD	FORM / SCREEN	ENTRY	NOTES
DQTY	EU	0	
LOCNUM	EU	000	
EU-NAME	EU	JOHN SMITH	
SANO	EU	8204	
SASD	EU	W	
SASN	EU	Market	
SATH	EU	ST	
SASS	EU	NE	
EU-CITY	EU	GNBO	
EU-STATE	EU	NC	
EU-ZIP CODE	EU	27409	
DLNUM	DL	0001	
LACT	DL	N	
RTY	DL	LML	
LTY	DL	3	
STYC	DL	SL	
TOA	DL	B	
DOI	DL	0	
LTN	DL	5556620360	
LNLN	DL	JOHN	
LNFN	DL	SMITH	
LANO	DL	8204	
LASD	DL	W	
LASN	DL	Market	
LATH	DL	St	
RSQTY	RS	004	
LNA	RS	N	

- continued -

Table XXX Scenario 256 (continued)

FIELD	FORM / SCREEN	ENTRY	NOTES
LNECLS SVS	RS	1FB	
LNUM	RS	00001	
LPIC	RS	NONE	
PIC	RS	NONE	
TNS	RS	5556620361	
LNA	RS	N	
LNECLS SVS	RS	1FB	
LNUM	RS	000023	
LPIC	RS	NONE	
PIC	RS	NONE	
TNS	RS	5556620362	
LNA	RS	N	
LNECLS SVS	RS	1FB	
LNUM	RS	00003	
LPIC	RS	NONE	
PIC	RS	NONE	
TNS	RS	5556620363	
LNA	RS	N	
LNECLS SVS	RS	PSR	
LNUM	RS	00004	
LOCNUM	RS	000	
LPIC	RS	NONE	
PIC	RS	NONE	
TNS	RS	5556620360	

Table YYY Scenario 257

REQTY: E

ACT: N

Description:New install of multi-line residential service with series complete hunting and local service freeze.

FIELD	FORM / SCREEN	ENTRY	NOTES
CCNA	LSR	ZXL	
PON	LSR	FT19	
HTQTY	LSR	01	
ATN	LSR	5556620360	
SC	LSR	LCSC	
D/SENT	LSR	19991222	
DDD	LSR	20000111	
REQTYP	LSR	EB	
ACT	LSR	N	
CC	LSR	8002	
TOS	LSR	2AF	
CIC	LSR	5124	
BANI	LSR	E	
INIT	LSR	FAYE WILLIAMS	
INIT-TEL NO	LSR	5559277498	
INIT-FAX NO	LSR	5559277449	
IMPCON	LSR	F WILLIAMS	
IMPCON-TEL NO	LSR	5559277498	
LOCNUM	LSR	000	
HNUM	LSR	00001	
HA	LSR	N	
HID	LSR	N	
HNTYP	LSR	2	
HLA	LSR	N	
HT	LSR	5556620360	
HTSEQ	LSR	0001	

- continued -

Table YYY Scenario 257 (continued)

FIELD	FORM / SCREEN	ENTRY	NOTES
NOTYP	LSR	T	
HLA	LSR	N	
HT	LSR	5556620361	
HTSEQ	LSR	0002	
NOTYP	LSR	T	
HLA	LSR	N	
HT	LSR	5556620362	
HTSEQ	LSR	0003	
NOTYP	LSR	T	
HLA	LSR	5556620363	
HTSEQ	LSR	0004	
NOTYP	LSR	T	
DQTY	EU	0	
LOCNUM	EU	000	
EU-NAME	EU	JOHN SMITH	
SANO	EU	8204	
SASD	EU	W	
SASN	EU	Market	
SATH	EU	ST	
EU-CITY	EU	GNBO	
EU-STATE	EU	NC	
EU-ZIP CODE	EU	27409	
DLNUM	DL	0001	
LACT	DL	N	
RTY	DL	LML	
LTY	DL	3	
STYC	DL	SL	

- continued -

Table YYY Scenario 257 (continued)

FIELD	FORM / SCREEN	ENTRY	NOTES
TOA	DL	R	
DOI	DL	0	
LTN	DL	5556620360	
LNLN	DL	JOHN	
LNFN	DL	SMITH	
LANO	DL	8204	
LASD	DL	W	
LASN	DL	Market	
LATH	DL	St	
RSQTY	RS	004	
LNA	RS	N	
LNECLS SVS	RS	PSR	
LNUM	RS	00002	
LPIC	RS	NONE	
PIC	RS	NONE	
TNS	RS	5556620361	
LNA	RS	N	
LNECLS SVS	RS	PSR	
LNUM	RS	00003	
LPIC	RS	NONE	
PIC	RS	NONE	
TNS	RS	5556620362	
LNA	RS	N	
LNECLS SVS	RS	PSR	
LNUM	RS	00004	
LPIC	RS	NONE	
PIC	RS	NONE	

- continued -

Table YYY Scenario 257 (continued)

FIELD	FORM / SCREEN	ENTRY	NOTES
TNS	RS	5556620363	
LNA	RS	N	
LNECLS SVS	RS	PSR	
LNUM	RS	00001	
LOCNUM	RS	000	
LPIC	RS	NONE	
PIC	RS	NONE	
TNS	RS	5556620360	
FA	RS	N	
FEATURE	RS	PSR	
FEATURE DETAIL	RS	/ADL	

Table ZZZ Scenario 258

REQTY: E

ACT: L

Description: A request to suspend a full account for vacation.

FIELD	FORM / SCREEN	ENTRY	NOTES
CCNA	LSR	ZXL	
PON	LSR	FT41	
ATN	LSR	5556656836	
SC	LSR	LCSC	
D/SENT	LSR	19991213	
DDD	LSR	19991213	
REQTYP	LSR	EB	
ACT	LSR	L	

- continued -

Table ZZZ Scenario 258 (continued)

FIELD	FORM / SCREEN	ENTRY	NOTES
CC	LSR	8002	
TOS	LSR	2BF	
CIC	LSR	5124	
BANI	LSR	E	
INIT	LSR	FAYE W	
INIT-TEL NO	LSR	5559277498	
INIT-FAX NO	LSR	5559277449	
IMPCON	LSR	FAYE WILLIAMS	
IMPCON-TEL NO	LSR	5559277498	
DQTY	EU	0	
LOCNUM	EU	000	
EU-NAME	EU	GOMER PYLE	
SANO	EU	24	
SASN	EU	MOODY	
SATH	EU	AV	
EU-CITY	EU	ASHE	
EU-STATE	EU	NC	
EU-ZIP CODE	EU	28715	

Table AAAA Scenario 259

REQTY: E

ACT: B

Description: A request to restore a full account.

FIELD	FORM / SCREEN	ENTRY	NOTES
CCNA	LSR	ZXL	
PON	LSR	FT40A	

Table AAAA Scenario 259 (continued)

FIELD	FORM / SCREEN	ENTRY	NOTES
VER	LSR		
ATN	LSR	5554132645	
SC	LSR	LCSC	
D/SENT	LSR	19991213	
DDD	LSR	19991214	
REQTYP	LSR	EB	
ACT	LSR	B	
CC	LSR	8002	
TOS	LSR	2BF	
CIC	LSR	5124	
BAN1	LSR	E	
INIT	LSR	FAYE W	
INIT-TEL NO	LSR	5559277498	
INIT-FAX NO	LSR	5559277449	
IMPCON	LSR	FAYE WILLIAMS	
IMPCON-TEL NO	LSR	5559277498	
DQTY	EU	0	
LOCNUM	EU	000	
EU-NAME	EU	ZENA SMITH	
SANO	EU	351	
SASD	EU	N	
SASN	EU	STONE MOUNTAIN	
SATH	EU	RD	
EU-CITY	EU	ST MT	

- continued -

Table AAAA Scenario 259 (continued)

FIELD	FORM / SCREEN	ENTRY	NOTES
EU-STATE	EU	GA	
EU-ZIP CODE	EU	30088	

Table BBBB Scenario 260

REQTY: E

ACT: Y

Description: A request to deny service.

FIELD	FORM / SCREEN	ENTRY	NOTES
CCNA	LSR	ZXL	
PON	LSR	FT38	
ATN	LSR	5555940446	
SC	LSR	LCSC	
D/SENT	LSR	20000105	
DDD	LSR	20000105	
REQTYP	LSR	EB	
ACT	LSR	Y	
CC	LSR	8002	
TOS	LSR	2BF	
CIC	LSR	5124	
BAN1	LSR	E	
IMPCON	LSR	FAYE WILLIAMS	
IMPCON-TEL NO	LSR	5559277498	
DQTY	EU	0	
EU-NAME	EU	SNOW WHITE	
SANO	EU	9056	

- continued -

Table BBBB Scenario 260 (continued)

FIELD	FORM / SCREEN	ENTRY	NOTES
SASD	EU	NW	
SASN	EU	41ST	
SATH	EU	ST	
EU-CITY	EU	MIA	
EU-STATE	EU	FL	
EU-ZIP CODE	EU	33178	

Table CCCC Scenario 261

REQTY: E

ACT: D

Description: A disconnect of service with no reference of calls.

FIELD	FORM / SCREEN	ENTRY	NOTES
CCNA	LSR	ZXL	
PON	LSR	FT30A	
LOCQTY	LSR	001	
ATN	LSR	5555826374	
SC	LSR	LCSC	
D/SENT	LSR	19991216	
DDD	LSR	19991216	
REQTYP	LSR	EB	
ACT	LSR	D	
CC	LSR	8002	
TOS	LSR	2BF	
CIC	LSR	5124	
BAN1	LSR	E	

- continued -

Table CCCC Scenario 261 (continued)

FIELD	FORM / SCREEN	ENTRY	NOTES
INIT	LSR	FAYE W	
INIT-TEL NO	LSR	5559277498	
INIT-FAX NO	LSR	5559277449	
DQTY	EU	1	
LOCNUM	EU	000	
EU-NAME	EU	CAT CHESHIRE	
SANO	EU	401	
SASN	EU	LACKEY	
SATH	EU	ST	
EU-CITY	EU	HMLT	
EU-STATE	EU	NC	
EU-ZIP CODE	EU	28345	

Table DDDD Scenario 262

REQTY: E

ACT: D

Description: A disconnect of service with a transfer of calls.

FIELD	FORM / SCREEN	ENTRY	NOTES
CCNA	LSR	ZXL	
PON	LSR	FT30A	
ATN	LSR	5555826374	
SC	LSR	LCSC	
D/SENT	LSR	19991216	
DDD	LSR	19991216	
REQTYP	LSR	EB	

- continued -

Table DDDD Scenario 262 (continued)

FIELD	FORM / SCREEN	ENTRY	NOTES
ACT	LSR	D	
CC	LSR	8002	
TOS	LSR	2BF	
CIC	LSR	5124	
BAN1	LSR	E	
INIT	LSR	FAYE W	
INIT-TEL NO	LSR	5559277498	
INIT-FAX NO	LSR	5559277449	
DQTY	EU	1	
LOCNUM	EU	000	
EU-NAME	EU	CAT CHESIRE	
SANO	EU	401	
SASN	EU	LACKEY	
SATH	EU	ST	
EU-CITY	EU	HMLT	
EU-STATE	EU	NC	
EU-ZIP CODE	EU	28345	
DNUM	EU	00001	
DISC NBR	EU	5555826374	
TC OPT	EU	TC	
TC TO PRI	EU	5555821234	

Table EEEE Scenario 263**REQTY: E****ACT: D****Description: A disconnect of service with a split reference of calls.**

FIELD	FORM / SCREEN	ENTRY	NOTES
CCNA	LSR	ZXL	
PON	LSR	FT30A	
LOCQTY	LSR	001	
ATN	LSR	5555826374	
SC	LSR	LCSC	
D/SENT	LSR	19991216	
DDD	LSR	19991216	
REQTYP	LSR	EB	
ACT	LSR	D	
CC	LSR	8002	
TOS	LSR	2BF	
CIC	LSR	5124	
BAN1	LSR	E	
INIT	LSR	FAYE W	
INIT-TEL NO	LSR	5559277498	
INIT-FAX NO	LSR	5559277449	
DQTY	EU	1	
LOCNUM	EU	000	
EU-NAME	EU	CAT CHESIRE	
SANO	EU	401	
SASN	EU	LACKEY	
SATH	EU	ST	
EU-CITY	EU	HMLT	
EU-STATE	EU	NC	
EU-ZIP CODE	EU	28345	
DNUM	EU	00001	
DISCNBR	EU	5555826374	

- continued -

Table EEEE Scenario 263 (continued)

FIELD	FORM / SCREEN	ENTRY	NOTES
TC OPT	EU	ST	
TC TO PRI	EU	5555821234	
TC TO SEC	EU	5555825678	
TCID	EU	01	
TC NAME	EU	SNOW WHITE	
TCID	EU	02	
TC NAME	EU	WICKED WITCH	

Table FFFF Scenario 264

REQTY: E

ACT: C

Description: Number change with no transfer of calls.

FIELD	FORM / SCREEN	ENTRY	NOTES
CCNA	LSR	BST	
PON	LSR	FT59.3	
ATN	LSR	3366687144	
SC	LSR	LCSC	
D/SENT	LSR	19991221	
DDD	LSR	20000119	
REQTYP	LSR	EB	
ACT	LSR	C	
CC	LSR	8002	
TOS	LSR	1AF	
CIC	LSR	5124	
BAN1	LSR	E	

- continued -

Table FFFF Scenario 264 (continued)

FIELD	FORM / SCREEN	ENTRY	NOTES
IMPCON	LSR	Karen Lewis	
IMPCON-TEL NO	LSR	5559277493	
DQTY	EU	0	
EU-NAME	EU	JIMMY SMITH	
SANO	EU	8204	
SASD	EU	W	
SASN	EU	Market	
SATH	EU	ST	
EU-CITY	EU	HMLT	
EU-STATE	EU	GNBO	
EU-ZIP CODE	EU	27409	
RSQTY	RS	001	
LNA	RS	X	
LNUM	RS	00001	
OTN	RS	3366689506	
TC OPT	RS	NO	
TNS	RS	3366687414	

Table GGGG Scenario 265

REQTYP: E

ACT: C

Description: A number change with a transfer of calls.

FIELD	FORM / SCREEN	ENTRY	NOTES
CCNA	LSR	BST	
PON	LSR	FT59.3	
ATN	LSR	3366687414	
SC	LSR	LCSC	

Table GGGG Scenario 265 (continued)

FIELD	FORM / SCREEN	ENTRY	NOTES
D/ SENT	LSR	19991221	
DDD	LSR	20000119	
REQTYP	LSR	EB	
ACT	LSR	C	
CC	LSR	8002	
TOS	LSR	1AF	
CIC	LSR	5124	
BAN1	LSR	E	
IMPCON	LSR	Karen Lewis	
IMPCON-TEL NO	LSR	4049277493	
DQTY	EU	0	
EU-NAME	EU	Little Old Lady	
SANO	EU	8204	
SASD	EU	W	
SASN	EU	Market	
SATH	EU	ST	
EU-CITY	EU	GNBO	
EU-STATE	EU	NC	
EU-ZIP CODE	EU	27409	
RSQTY	RS	001	
LNA	RS	X	
LNUM	RS	00001	
OTN	RS	3366689506	
TC OPT	RS	tc	
TC TO PRI	RS	xxx-xxx-xxxx	
TNS	RS	3366687414	

Table HHHH Scenario 266

REQTY: E

ACT: C

Description: A change request to add hunting to two existing lines.

FIELD	FORM / SCREEN	ENTRY	NOTES
CCNA	LSR	ZXL	
PON	LSR	M42	
HTQTY	LSR	01	
ATN	LSR	2059248386	
SC	LSR	LCSC	
D/ SENT	LSR	20000111	
DDD	LSR	20000229	
REQTYP	LSR	EB	
ACT	LSR	C	
CC	LSR	8002	
TOS	LSR	1AF	
CIC	LSR	5124	
BAN1	LSR	E	
INIT	LSR	F WILLIAMS	
INITTELNO	LSR	40492747498	
INITFAXNO	LSR	4049277449	
IMPCON	LSR	F WILLIAMS	
IMPCON-TEL NO	LSR	4049277498	
LOCNUM	LSR	000	
HNUM	LSR	00001	
HA	LSR	N	
HID	LSR	N	
HNTYP	LSR	2	

- continued -

Table HHHH Scenario 266 (continued)

FIELD	FORM / SCREEN	ENTRY	NOTES
HLA	LSR	N	
HT	LSR	2059248386- 8387	
HTSEQ	LSR	0001	
NOTYP	LSR	T	
DQTY	EU	000	
LOCNUM	EU	000	
EU-NAME	EU	CAPTIN CAVEMAN	
SANO	EU	308	
SASD	EU	NW	
SASN	EU	4th	
SATH	EU	ST	
EU-CITY	EU	Carbon Hill	
EU-STATE	EU	AL	
EU-ZIP CODE	EU	35549	
RSQTY	RS	0002	
LNA	RS	C	
LNECLS SVS	RS	1FB	
LNUM	RS	00001	
LOCNUM	RS	000	
TNS	RS	2059248386	
LNA	RS	C	
LNUM	RS	00002	
TNS	RS	2059248387	

Table IIII Scenario 268

REQTY: E

ACT: C

Description: A change request to change PIC/LPIC on an existing line.

FIELD	FORM / SCREEN	ENTRY	NOTES
CCNA	LSR	ZXL	
PON	LSR	FT58-PVT	
ATN	LSR	3186499261	
SC	LSR	LCSC	
D/ SENT	LSR	20000116	
DDD	LSR	20000116	
REQTYP	LSR	EB	
ACT	LSR	C	
CC	LSR	8002	
TOS	LSR	1BF	
CIC	LSR	5124	
BAN1	LSR	E	
INIT	LSR	Karen Lewis	
INIT-TEL NO	LSR	4049277493	
INIT-FAX NO	LSR	4049278339	
IMPCON	LSR	Karen Lewis	
IMPCON-TEL NO	LSR	4049277493	
DQTY	EU	000	
EU-NAME	EU	Pinky & the Brain	
SANO	EU	224	
SASN	EU	Pearl	
SATH	EU	ST	
EU-CITY	EU	Columbia	
EU-STATE	EU	LA	
EU-ZIP CODE	EU	71418	
RSQTY	RS	001	

- continued -

Table III Scenario 268 (continued)

FIELD	FORM / SCREEN	ENTRY	NOTES
LNA	RS	P	
LNUM	RS	00001	
LPIC	RS	0288	
PIC	RS	0288	
TNS	RS	3186499261	

Table JJJJ Scenario 269

REQTY: E

ACT: C

Description: A change request to add blocking to an existing line.

FIELD	FORM / SCREEN	ENTRY	NOTES
CCNA	LSR	BST	
PON	LSR	FT106RET	
ATN	LSR	6153538113	
SC	LSR	LCSC	
D/ SENT	LSR	19991230	
DDD	LSR	20000120	
REQTYP	LSR	EB	
ACT	LSR	C	
CC	LSR	8002	
TOS	LSR	2BF	
CIC	LSR	5124	
BAN1	LSR	E	
IMPCON	LSR	Karen Lewis	
IMPCON-TEL NO	LSR	4049277493	

- continued -

Table JJJJ Scenario 269 (continued)

FIELD	FORM / SCREEN	ENTRY	NOTES
DQTY	EU	0	
EU-NAME	EU	Bob Jones	
SANO	EU	904	
SASN	EU	Davidson	
SATH	EU	DR	
EU-CITY	EU	Nashville	
EU-STATE	EU	TN	
EU-ZIP CODE	EU	37205	
RSQTY	RS	001	
BA	RS	A	
BLOCK	RS	C	
LNA	RS	C	
LNUM	RS	00001	
TNS	RS	6153538113	

Table KKKK Scenario 270

REQTY: E

ACT: C

Description: A request to delete all block options on an existing line.

FIELD	FORM / SCREEN	ENTRY	NOTES
CCNA	LSR	ZXL	
PON	LSR	FT57	
ATN	LSR	3055943992	
SC	LSR	LCSC	
D/ SENT	LSR	20000103	

- continued -

Table KKKK Scenario 270 (continued)

FIELD	FORM / SCREEN	ENTRY	NOTES
DDD	LSR	20000106	
REQTYP	LSR	EB	
ACT	LSR	C	
CC	LSR	8002	
TOS	LSR	2BF	
CIC	LSR	5124	
BAN1	LSR	E	
INIT	LSR	F WILLIAMS	
INIT-TEL NO	LSR	4049277498	
INIT-FAX NO	LSR	4049277449	
IMPCON	LSR	F WILLIAMS	
IMPCON-TEL NO	LSR	4049277498	
DQTY	EU	0	
LOCNUM		000	
EU-NAME	EU	DONNER REINDER	
SANO	EU	9056	
SASD	EU	NW	
SASN	EU	41ST	
SATH	EU	ST	
EU-CITY	EU	MIA	
EU-STATE	EU	FL	
EU-ZIP CODE	EU	33178	
IWO	EU	W	
IWCON	EU	jane smith	
IWCON-TEL NO	EU	xxx-xxx-xxxx	
RSQTY	RS	001	

- continued -

Table KKKK Scenario 270 (continued)

FIELD	FORM / SCREEN	ENTRY	NOTES
LNA	RS	C	
LNUM	RS	00001	
TNS	RS	3055943992	

Table LLLL Scenario 271

REQTY: E

ACT: C

Description: a request to change the type of blocking on an existing line.

FIELD	FORM / SCREEN	ENTRY	NOTES
CCNA	LSR	ZXL	
PON	LSR	FT57	
ATN	LSR	3055943992	
SC	LSR	LCSC	
D/ SENT	LSR	20000103	
DDD	LSR	20000106	
REQTYP	LSR	EB	
ACT	LSR	C	
CC	LSR	8002	
TOS	LSR	2BF	
CIC	LSR	5124	
BAN1	LSR	E	
INIT	LSR	F WILLIAMS	
INIT-TEL NO	LSR	4049277498	
INIT-FAX NO	LSR	4049277449	
IMPCON	LSR	F WILLIAMS	

- continued -

Table LLLL Scenario 271 (continued)

FIELD	FORM / SCREEN	ENTRY	NOTES
IMPCON-TEL NO	LSR	4049277498	
DQTY	EU	0	
EU-NAME	EU	DONNER REINDER	
SANO	EU	9056	
SASD	EU	NW	
SASN	EU	41ST	
SATH	EU	ST	
EU-CITY	EU	MIA	
EU-STATE	EU	FL	
EU-ZIP CODE	EU	33178	
RSQTY	RS	001	
BA	RS	Z	
BLOCK	RS	“ “	
BA	RS	A	
BLOCK	RS	C	
LNA	RS	C	
LNUM	RS	00001	
TNS	RS	3055943992	

Table MMMM Scenario 272

REQTY: E

ACT: C

Description: A change request to add or delete a feature on an existing line.

FIELD	FORM / SCREEN	ENTRY	NOTES
CCNA	LSR	ZXL	
PON	LSR	FT55	

Table MMMM Scenario 272 (continued)

FIELD	FORM / SCREEN	ENTRY	NOTES
ATN	LSR	8648775125	
SC	LSR	LCSC	
D/ SENT	LSR	20000103	
DDD	LSR	20000111	
REQTYP	LSR	EB	
ACT	LSR	C	
CC	LSR	8002	
TOS	LSR	1AF	
CIC	LSR	5124	
BAN1	LSR	E	
INIT	LSR	F WILLIAMS	
INIT-TEL NO	LSR	4049277498	
INIT-FAX NO	LSR	4049277449	
IMPCON	LSR	F WILLIAMS	
IMPCON-TEL NO	LSR	4049277498	
DQTY	EU	0	
LOCNUM	EU	000	
EU-NAME	EU	YOUNG & RESTLESS	
SANO	EU	124	
SASD	EU	W	
SASN	EU	POINSETT	
SATH	EU	ST	
EU-CITY	EU	GRER	
EU-STATE	EU	SC	
EU-ZIP CODE	EU	29650	
IWO	EU	W	

- continued -

Table MMMM Scenario 272 (continued)

FIELD	FORM / SCREEN	ENTRY	NOTES
IWCON	EU	jane smith	
IWCON-TEL NO	EU	xxx-xxx-xxxx	
RSQTY	RS	001	
LNA	RS	C	
LNUM	RS	00001	
LOCNUM	RS	000	
TNS	RS	8648776149	
FA	RS	N OR D	
FEATURE	RS	ESX	

Table NNNN Scenario 273

REQTY: E

ACT: C

Description: a request to add a new line with inside wiring.

FIELD	FORM / SCREEN	ENTRY	NOTES
CCNA	LSR	ZXL	
PON	LSR	FT55	
ATN	LSR	8648775125	
SC	LSR	LCSC	
D/ SENT	LSR	20000103	
DDD	LSR	20000111	
REQTYP	LSR	EB	
ACT	LSR	C	
CC	LSR	8002	
TOS	LSR	1AF	

- continued -

Table NNNN Scenario 273 (continued)

FIELD	FORM / SCREEN	ENTRY	NOTES
CIC	LSR	5124	
BAN1	LSR	E	
INIT	LSR	F WILLIAMS	
INIT-TEL NO	LSR	4049277498	
INIT-FAX NO	LSR	4049277449	
IMPCON	LSR	F WILLIAMS	
IMPCON-TEL NO	LSR	4049277498	
DQTY	EU	0	
LOCNUM	EU	000	
EU-NAME	EU	YOUNT & RESTLESS	
SANO	EU	124	
SASD	EU	W	
SASN	EU	POINSETT	
SATH	EU	ST	
EU-CITY	EU	GRER	
EU-STATE	EU	SC	
EU-ZIP CODE	EU	22650	
IWO	EU	W	
IWCON	EU	jane smith	
IWCON-TEL NO	EU	xxx-xxx-xxxx	
RSQTY	RS	001	
LNA	RS	N	
LNECLSSVC	RS	1FB	
LNUM	RS	00001	
LOCNUM	RS	000	
LPIC	RS	NONE	

- continued -

Table NNNN Scenario 273 (continued)

FIELD	FORM / SCREEN	ENTRY	NOTES
PIC	RS	NONE	
TNS	RS	8648776149	
JR	RS	Y	
IWJK	RS	RJ11C	
IWJQ	RS	01	

Table OOOO Scenario 274

REQTY: E

ACT: C

Description: a change request to add inside wiring and a feature to an existing line.

FIELD	FORM / SCREEN	ENTRY	NOTES
CCNA	LSR	ZXL	
PON	LSR	FT55	
ATN	LSR	8648775125	
SC	LSR	LCSC	
D/ SENT	LSR	20000103	
DDD	LSR	20000111	
REQTYP	LSR	EB	
ACT	LSR	C	
CC	LSR	8002	
TOS	LSR	1AF	
CIC	LSR	5124	
BAN1	LSR	E	
INIT	LSR	F WILLIAMS	
INIT-TEL NO	LSR	4049277498	

- continued -

Table 0000 Scenario 274 (continued)

FIELD	FORM / SCREEN	ENTRY	NOTES
INIT-FAX NO	LSR	4049277449	
IMPCON	LSR	F WILLIAMS	
IMPCON-TEL NO	LSR	4049277498	
DQTY	EU	0	
LOCNUM	EU	000	
EU-NAME	EU	YOUNT & RESTLESS	
SANO	EU	124	
SASD	EU	W	
SASN	EU	POINSETT	
SATH	EU	ST	
EU-CITY	EU	GRER	
EU-STATE	EU	SC	
EU-ZIP CODE	EU	29650	
IWO	EU	W	
IWCON	EU	jane smith	
IWCON-TEL NO	EU	xxx-xxx-xxxx	
RSQTY	RS	001	
LNA	RS	C	
LNUM	RS	00001	
LOCNUM	RS	000	
TNS	RS	8648776149	
JR	RS	Y	
IWJK	RS	RJ11C	
IWJQ	RS	01	

- continued -

Table OOOO Scenario 274 (continued)

FIELD	FORM / SCREEN	ENTRY	NOTES
FA	RS	N	
FEATURE	RS	ESX	

Table PPPP Scenario 275

REQTY: E

ACT: S

Description: A request to suspend a partial account for vacation.

FIELD	FORM / SCREEN	ENTRY	NOTES
CCNA	LSR	BST	
PON	LSR	FT59.3	
ATN	LSR	5556687414	
SC	LSR	LCSC	
D/ SENT	LSR	19991221	
DDD	LSR	20000119	
REQTYP	LSR	EB	
ACT	LSR	S	
CC	LSR	8002	
TOS	LSR	1AF	
CIC	LSR	5124	
BAN1	LSR	E	
INIT	LSR	FAYE W	
INIT-TEL NO	LSR	5559277498	
INIT-FAX NO	LSR	5559277449	
DQTY	EU	0	
EU-NAME	EU	Little Old Lady	

- continued -

Table PPPP Scenario 275 (continued)

FIELD	FORM / SCREEN	ENTRY	NOTES
SANO	EU	8204	
SASD	EU	W	
SASN	EU	Market	
SATH	EU	ST	
EU-CITY	EU	GNBO	
EU-STATE	EU	NC	
EU-ZIP CODE	EU	27409	
RSQTY	RS	001	
LNA	RS	L	
LNUM	RS	00001	
TNS	RS	5556687414	

Table QQQQ Scenario 276

REQTY: E

ACT: S

Description: Request to restore a partial account from vacation.

FIELD	FORM / SCREEN	ENTRY	NOTES
CCNA	LSR	BST	
PON	LSR	FT59.3	
ATN	LSR	5556687414	
SC	LSR	LCSC	
D/ SENT	LSR	19991221	
DDD	LSR	20000119	
REQTYP	LSR	EB	
ACT	LSR	S	

- continued -

Table QQQQ Scenario 276 (continued)

FIELD	FORM / SCREEN	ENTRY	NOTES
CC	LSR	8002	
TOS	LSR	1AF	
CIC	LSR	5124	
BAN1	LSR	E	
INIT	LSR	FAYE W	
INIT-TEL NO	LSR	5559277498	
INIT-FAX NO	LSR	5559277449	
DQTY	EU	0	
EU-NAME	EU	Little Old Lady	
SANO	EU	8204	
SASD	EU	W	
SASN	EU	Market	
SATH	EU	ST	
EU-CITY	EU	GNBO	
EU-STATE	EU	NC	
EU-ZIP CODE	EU	27409	
RSQTY	RS	001	
LNA	RS	B	
LNUM	RS	00001	
TNS	RS	5556687414	

Table RRRR Scenario 277

REQTY: E

ACT: V

Description: Full conversion with changes. Two lines are migrating with new features and a new line is being added. The listings are migrating as is.

FIELD	FORM / SCREEN	ENTRY	NOTES
CCNA	LSR	ZXL	
PON	LSR	M10	
ATN	LSR	5557419359	
SC	LSR	LCSC	
D/SENT	LSR	19991213	
DDD	LSR	19991230	
REQTYP	LSR	EB	
ACT	LSR	V	
CC	LSR	8002	
TOS	LSR	2AF	
CIC	LSR	5124	
BAN1	LSR	318Q858002002	
INIT	LSR	DIANNE	
INIT-TEL NO	LSR	5559273560	
INIT-FAX NO	LSR	5559275555	
IMPCON	LSR	DIANNE	
IMPCON-TEL NO	LSR	55599995555	
DQTY	EU	0	
AACT	EU	E	
EU-NAME	EU	Frosty Snowman	
SANO	EU	2047	
SASD	EU	E	
SASN	EU	Texas	
SATH	EU	St	
EU-CITY	EU	Bossier City	
EU-STATE	EU	LA	
EU-ZIP CODE	EU	71111	
ERL	EU	Y	

- continued -

Table RRRR Scenario 277 (continued)

FIELD	FORM / SCREEN	ENTRY	NOTES
EATN	EU	5557419359	
RSQTY	RS	003	
LNA	RS	V	
LNECLS SVS	RS	1FR	
LNUM	RS	00001	
LPIC	RS	NONE	
PIC	RS	NONE	
TNS	RS	5557419359	
FA	RS	N	
FEATURE	RS	ESX	
LNA	RS	V	
LNECLS SVS	RS	1FR	
LNUM	RS	00002	
LPIC	RS	NONE	
PIC	RS	NONE	
TNS	RS	5557419035	
FA	RS	N	
FEATURE	RS	ESX	
LNA	RS	N	
LNECLS SVS	RS	1FR	
LNUM	RS	00003	
LPIC	RS	NONE	
PIC	RS	NONE	
TNS	RS	5555491387	
FA	RS	N	
FEATURE	RS	ESX	

Table SSSS Scenario 278

REQTY: E

ACT: V

Description: Full conversion with changes. One line is changing the feature detail and one line is adding a new feature and blocking. The listings are migrating as is.

FIELD	FORM / SCREEN	ENTRY	NOTES
CCNA	LSR	ZXL	
PON	LSR	FT119A	
LOCQTY	LSR	000	
ATN	LSR	5552993699	
SC	LSR	LCSC	
D/SENT	LSR	19991215	
DDD	LSR	20000229	
REQTYP	LSR	EB	
ACT	LSR	V	
CC	LSR	8003	
TOS	LSR	1AF	
CIC	LSR	5124	
BAN1	LSR	828Q858003003	
INIT	LSR	DIANNE	
INIT-TEL NO	LSR	5559273560	
INIT-FAX NO	LSR	5559273560	
IMPCON	LSR	JONES	
IMPCON-TEL NO	LSR	5559273650	
DQTY	EU	0	
AACT	EU	E	
EU-NAME	EU	Wally's Garage	
SANO	EU	501	

- continued -

Table SSSS Scenario 278 (continued)

FIELD	FORM / SCREEN	ENTRY	NOTES
SASN	EU	Tunnel	
SATH	EU	Rd	
EU-CITY	EU	Ashe	
EU-STATE	EU	NC	
EU-ZIP CODE	EU	28805	
ERL	EU	Y	
EATN	EU	5552993699	
RSQTY	RS	003	
BA	RS	A	
BLOCK	RS	H	
LNA	RS	V	
LNECLS SVS	RS	PBC	
LNUM	RS	00001	
LPIC	RS	NONE	
PIC	RS	NONE	
TNS	RS	5552993699	
FA	RS	C	
FEATURE	RS	GCJ	
FEATURE DETAIL	RS	RCYC	
LNA	RS	V	
LNECLS SVS	RS	PBC	
LNUM	RS	00002	
LPIC	RS	NONE	
PIC	RS	NONE	
TNS	RS	5552994863	
FA	RS	N	

- continued -

Table SSSS Scenario 278 (continued)

FIELD	FORM / SCREEN	ENTRY	NOTES
FEATURE	RS	ESM	
BA	RS	A	
BLOCK	RS	B	

Table TTTT Scenario 279

REQTY: E

ACT: W

Description: A full conversion of service to LSP as-is.

FIELD	FORM / SCREEN	ENTRY	NOTES
CCNA	LSR	ZXL	
PON	LSR	FT30A	
LOCQTY	LSR	001	
ATN	LSR	5555826374	
SC	LSR	LCSC	
D/SENT	LSR	19991216	
DDD	LSR	19991216	
REQTYP	LSR	EB	
ACT	LSR	W	
CC	LSR	8002	
TOS	LSR	2BF	
CIC	LSR	5124	
BAN1	LSR	E	
INIT	LSR	FAYE W	
INIT-TEL NO	LSR	5559277498	
INIT-FAX NO	LSR	5559277449	

- continued -

Table TTTT Scenario 279 (continued)

FIELD	FORM / SCREEN	ENTRY	NOTES
DQTY	EU	1	
LOCNUM	EU	000	
EU-NAME	EU	CAT CHESHIRE	
SANO	EU	401	
SASN	EU	LACKEY	
SATH	EU	ST	
EU-CITY	EU	HMLT	
EU-STATE	EU	NC	
EU-ZIP CODE	EU	28345	

Table UUUU Scenario 301

REQTY: E

ACT: N

Description: New install of business PBX service.

FIELD	FORM / SCREEN	ENTRY	NOTES
CCNA	LSR	ZXL	
PON	LSR	M15.3PVTA	
LOCQTY	LSR	001	
ATN	LSR	5552846779	
SC	LSR	LCSC	
D/ SENT	LSR	20000116	
DDD	LSR	20000218	
REQTYP	LSR	EB	
ACT	LSR	N	
CC	LSR	8002	

- continued -

Table UUUU Scenario 301 (continued)

FIELD	FORM / SCREEN	ENTRY	NOTES
TOS	LSR	IJF	
CIC	LSR	5124	
BAN1	LSR	E	
INIT	LSR	JEAN TYLER	
INIT-TEL NO	LSR	5559277374	
INIT-FAX NO	LSR	5555551212	
IMPCON	LSR	JEAN	
IMPCON-TEL NO	LSR	5559277374	
BCS	LSR	COPXX	
DQTY	EU	0	
EU-NAME	EU	Porky's Piglettes	
SANO	EU	1847	
SASN	EU	Columbia	
SATH	EU	Dr	
EU-CITY	EU	Dec	
EU-STATE	EU	GA	
EU-ZIP CODE	EU	30034	
LCON-NAME	EU	Jean Tyler	
LCON-TEL NO	EU	5559288374	
LOCNUM	EU	001	
LOCACT	EU	N	
EU-NAME	EU	Porky's Piglette	
SANO	EU	1846	
SASN	EU	Columbia	
SATH	EU	Dr	
EU-CITY	EU	Dec	
EU-STATE	EU	GA	

- continued -

Table UUUU Scenario 301 (continued)

FIELD	FORM / SCREEN	ENTRY	NOTES
EU-ZIP CODE	EU	30034	
LCON-NAME	EU	JEAN TYLER	
LCON-TEL NO	EU	5555590000	
DLNUM	DL	0001	
LACT	DL	N	
RTY	DL	LML	
LTY	DL	1	
STYC	DL	SL	
TOA	DL	B	
DOI	DL	0	
LTN	DL	5552846779	
LNLN	DL	Piglette's	
LNFN	DL	Porky	
LANO	DL	1847	
LASN	DL	Columbia	
LATH	DL	Dr	
LALOC	DL	Dec	
LAST	DL	GA	
YPH	DL	AA00030	
SIC	DL	8711	
RSQTY	RS	002	
LNA	RS	N	
LNECLS SVS	RS	TFC	
LNUM	RS	00001	
LPIC	RS	NONE	
PIC	RS	NONE	
PTKCON	RS	T	

- continued -

Table UUUU Scenario 301 (continued)

FIELD	FORM / SCREEN	ENTRY	NOTES
TNS	RS	5552846779	
LNA	RS	N	
LNECLS SVS	RS	TFC	
LNUM	RS	00002	
LPIC	RS	NONE	
PIC	RS	NONE	
PTKCON	RS	T	
TNS	RS	5552842904	

Table VVVV Scenario 351

REQTY: E

ACT: N

Description: New install of business ISDN service.

FIELD	FORM / SCREEN	ENTRY	NOTES
CCNA	LSR	ZXL	
PON	LSR	M13PVT	
ATN	LSR	5555248306	
SC	LSR	LCSC	
D/ SENT	LSR	20000116	
DDD	LSR	20000131	
REQTYP	LSR	EB	
ACT	LSR	N	
CC	LSR	8002	
LSO	LSR	404524	
TOS	LSR	IHF	

- continued -

Table VVVV Scenario 351 (continued)

FIELD	FORM / SCREEN	ENTRY	NOTES
CIC	LSR	5124	
BAN1	LSR	404 Q848002002	
INIT	LSR	JEAN TYLER	
INIT-TEL NO	LSR	5559277374	
INIT-FAX NO	LSR	5555551212	
IMPCON	LSR	JEAN	
IMPCON-TEL NO	LSR	5555551212	
BCS	LSR	LTJRB	
DQTY	EU	000	
EU-NAME	EU	Yo Place	
SANO	EU	70	
SASN	EU	Courtland	
SATH	EU	St	
SASS	EU	NE	
EU-CITY	EU	Atl	
EU-STATE	EU	GA	
EU-ZIP CODE	EU	30303	
LCON-NAME	EU	Jean Tyler	
LCON-TEL NO	EU	5559277375	
DLNUM	DL	0001	
LACT	DL	N	
RTY	DL	LML	
LTY	DL	1	
STYC	DL	SL	
TOA	DL	B	
DOI	DL	0	
LTN	DL	5555248306	

- continued -

Table VVVV Scenario 351 (continued)

FIELD	FORM / SCREEN	ENTRY	NOTES
LNLN	DL	Yo	
LNFN	DL	Place	
LANO	DL	70	
LASN	DL	Courtland	
LATH	DL	St	
LASS	DL	NE	
LALOC	DL	Atl	
LAST	DL	GA	
YPH	DL	AA00030	
SIC	DL	8711	
RSQTY	RS	002	
LNA	RS	N	
LNECLS SVS	RS	LTQ8Y	
LNUM	RS	00002	
LPIC	RS	NONE	
PIC	RS	NONE	
SDI	RS	M	
ISIPID	RS	5555246804200	
TNS	RS	5555246804	
FA	RS	N	
FEATURE	RS	LTQ8Y	
FEATURE DETAIL	RS	KEY 1/MVP CG ISL101:	
FA	RS	N	
FEATURE	RS	LTQ8Y	
FEATURE DETAIL	RS	/LTID ISDN 0001/TEL D/ CAT	

- continued -

Table VVVV Scenario 351 (continued)

FIELD	FORM / SCREEN	ENTRY	NOTES
FA	RS	N	
FEATURE	RS	LTQ8Y	
FEATURE DETAIL	RS	1/MXK 9/LCC ISDNKSET	
FA	RS	N	
FEATURE	RS	LTQ8Y	
FEATURE DETAIL	RS	/LTCL BRAFS CS Y PS N;	
FA	RS	N	
FEATURE	RS	LTQ8Y	
FEATURE DETAIL	RS	PVC VERSION FUNC2/ROL Y	
FA	RS	N	
FEATURE	RS	LTBLB	
FA	RS	N	
FEATURE	RS	LPRFX	
LNA	RS	N	
LNECLS SVS	RS	LTQ8Y	
LNUM	RS	00001	
LPIC	RS	NONE	
PIC	RS	NONE	
SDI	RS	M	
ISIPID	RS	555524830600	
TNS	RS	5555248306	
FA	RS	N	
FEATURE	RS	LTQ8Y	
FEATURE DETAIL	RS	KEY 1/MVP CG ISL101:	

- continued -

Table VVVV Scenario 351 (continued)

FIELD	FORM / SCREEN	ENTRY	NOTES
FA	RS	N	
FEATURE	RS	LTQ8Y	
FEATURE DETAIL	RS	/LTID ISDN 0001/TEL D/ CAT	
FA	RS	N	
FEATURE	RS	LTQ8Y	
FEATURE DETAIL	RS	1/MXK 9/LCC ISDNKSET	
FA	RS	N	
FEATURE	RS	LTQ8Y	
FEATURE DETAIL	RS	/LTCL BRAFS CS Y PS N;	
FA	RS	N	
FEATURE	RS	LTQ8Y	
FEATURE DETAIL	RS	PVC VERSION FUNC2/ROL Y	
FA	RS	N	
FEATURE	RS	LTBLB	
FA	RS	N	
FEATURE	RS	LPRFX	

Table WWWW Scenario 401

REQTYP: F

ACT: N

Description: New install of port service.

FIELD	FORM / SCREEN	ENTRY	NOTES
CCNA	LSR	ZXL	
PON	LSR	M30	
ATN	LSR	5555597451	
SC	LSR	LCSC	
D/ SENT	LSR	19991209	
DDD	LSR	19991213	
REQTYP	LSR	FB	
ACT	LSR	N	
CC	LSR	8002	
PORTTYP	LSR	L	
ACTL	LSR	LKPKGAMA55C	
LST	LSR	LKPKGAMA55C	
LSO	LSR	912559	
TOS	LSR	1AF	
CIC	LSR	5124	
BAN1	LSR	E	
INIT	LSR	FAYE WILLIAMS	
INIT-TEL NO	LSR	5559277498	
INIT-FAX NO	LSR	5559277498	
IMPCON	LSR	FAYE WILLIAMS	
IMPCON-TEL NO	LSR	5559277498	
PBT	LSR	A	
EU-NAME	EU	HUMPTY HAD A FALL	
SANO	EU	675	
SASD	EU	W	
SASN	EU	PEACHTREE	

- continued -

Table WWWW Scenario 401 (continued)

FIELD	FORM / SCREEN	ENTRY	NOTES
SATH	EU	ST	
SASS	EU	NE	
EU-CITY	EU	ATL	
EU-STATE	EU	GA	
EU-ZIP CODE	EU	30375	
DLNUM	DL	0001	
LACT	DL	N	
RTY	DL	LML	
LTY	DL	1	
STYC	DL	SL	
TOA	DL	B	
DOI	DL	0	
LTN	DL	5558811693	
LNLN	DL	HUMPTY	
LNFN	DL	HAD A FALL	
LANO	DL	675	
LASD	DL	W	
LASN	DL	PEACHTREE	
LATH	DL	ST	
LASS	DL	NE	
YPH	DL	aa00030	
SIC	DL	8711	
PQTY	PS	001	
CABLE ID	PS	PAVSL	
CHAN/PAIR	PS	00012	
LNA	PS	N	
LNUM	PS	00001	

- continued -

Table WWWW Scenario 401 (continued)

FIELD	FORM / SCREEN	ENTRY	NOTES
LPIC	PS	NONE	
PIC	PS	NONE	
SHELF	PS	SHF002	
TNS	PS	5558811693	
FA	PS	N	
FEATURE	PS	UEPBL	
FEATURE DETAIL	PS	/TBE A	

Table XXXX Scenario 451

REQTY: J

ACT: R

Description: A request to add an additional main listing to a CLEC owned account.

FIELD	FORM / SCREEN	ENTRY	NOTES
CCNA	LSR	ZXL	
PON	LSR	REQTYPEJJA	
ATN	LSR	5555940446	
SC	LSR	LCSC	
D/SENT	LSR	20000317	
DDD	LSR	20000317	
REQTYP	LSR	JB	
ACT	LSR	R	
CC	LSR	8002	
TOS	LSR	1- -	
CIC	LSR	5124	
BAN1	LSR	E	

- continued -

Table XXXX Scenario 451 (continued)

FIELD	FORM / SCREEN	ENTRY	NOTES
INIT	LSR	Cheryl Rich	
INIT-TEL NO	LSR	5559277377	
INIT-FAX NO	LSR	5559278339	
DQTY	EU	000	
EU-NAME	EU	Snow White	
SANO	EU	9056	
SASD	EU	NW	
SASN	EU	41ST	
SATH	EU	ST	
EU-CITY	EU	MIAMI	
EU-STATE	EU	FL	
DLNUM	DL	0001	
LACT	DL	N	
ALI	DL	A	
RTY	DL	LAM	
LTY	DL	1	
STYC	DL	SL	
TOA	DL	B	
DOI	DL	0	
LTN	DL	5555940446	
LNLN	DL	WHITE	
LNFN	DL	SNUFFY	
LANO	DL	9056	
LASD	DL	NW	
LASN	DL	41ST	
LATH	DL	ST	
LALOC	DL	MIAMI	

- continued -

Table XXXX Scenario 451 (continued)

FIELD	FORM / SCREEN	ENTRY	NOTES
LAST	DL	FL	
YPH	DL	AA00030	
SIC	DL	8711	

Table YYYY Scenario 452

REQTY: J

ACT: R

Description: A request to add an additional listing to a CLEC owned account.

FIELD	FORM / SCREEN	ENTRY	NOTES
CCNA	LSR	ZXL	
PON	LSR	REQTYPEJJA	
ATN	LSR	5555940446	
SC	LSR	LCSC	
D/SENT	LSR	20000317	
DDD	LSR	20000317	
REQTYP	LSR	JB	
ACT	LSR	R	
CC	LSR	8002	
TOS	LSR	1- -	
CIC	LSR	5124	
BAN1	LSR	E	
INIT	LSR	Cheryl Rich	
INIT-TEL NO	LSR	5559277377	
INIT-FAX NO	LSR	5559278339	
DQTY	EU	000	

- continued -

Table YYYY Scenario 452 (continued)

FIELD	FORM / SCREEN	ENTRY	NOTES
EU-NAME	EU	Snow White	
SANO	EU	9056	
SASD	EU	NW	
SASN	EU	41ST	
SATH	EU	ST	
EU-CITY	EU	MIAMI	
EU-STATE	EU	FL	
EU-ZIP CODE	EU	33178	
DLNUM	DL	0001	
LACT	DL	N	
ALI	DL	A	
RTY	DL	LAL	
LTY	DL	1	
STYC	DL	SL	
TOA	DL	B	
DOI	DL	0	
LTN	DL	5555940446	
LNLN	DL	WHITE	
LNFN	DL	SNOW	
LANO	DL	9056	
LASD	DL	NW	
LASN	DL	41ST	
LATH	DL	ST	
LALOC	DL	MIAMI	
LAST	DL	FL	

Table ZZZZ Scenario 453

REQTY: J

ACT: R**Description: A request to change the main listing on a CLEC owned account.**

FIELD	FORM / SCREEN	ENTRY	NOTES
CCNA	LSR	ZXL	
PON	LSR	REQTYPEJJA	
ATN	LSR	5555940446	
SC	LSR	LCSC	
D/ SENT	LSR	20000317	
DDD	LSR	20000317	
REQTYP	LSR	JB	
ACT	LSR	R	
CC	LSR	8002	
TOS	LSR	2 - -	
CIC	LSR	5124	
BAN1	LSR	E	
INIT	LSR	Cheryl Rich	
INIT-TEL NO	LSR	5559277377	
INIT-FAX NO	LSR	5559278339	
DQTY	EU	000	
EU-NAME	EU	Snow White	
SANO	EU	9056	
SASD	EU	NW	
SASN	EU	41st	
SATH	EU	St	
EU-CITY	EU	Miami	
EU-STATE	EU	FL	
EU-ZIP CODE	EU	33178	
DLNUM	DL	0001	
LACT	DL	0	

- continued -

Table ZZZZ Scenario 453 (continued)

FIELD	FORM / SCREEN	ENTRY	NOTES
RTY	DL	LML	
LTY	DL	3	
STYC	DL	SL	
TOA	DL	R	
DOI	DL	0	
LTN	DL	5555940446	
LNLN	DL	White	
LNFN	DL	Snow	
LANO	DL	9056	
LASD	DL	NW	
LASN	DL	41st	
LATH	DL	St	
LALOC	DL	Miami	
LAST	DL	FL	
DLNUM	DL	0002	
LACT	DL	I	
RTY	DL	LML	
LTY	DL	1	
STYC	DL	SL	
DOI	DL	0	
LTN	DL	5555940446	
LNLN	DL	White	
LNFN	DL	Snow	
LANO	DL	9056	
LASD	DL	NW	
LASN	DL	41st	
LATH	DL	St	

- continued -

Table ZZZZ Scenario 453 (continued)

FIELD	FORM / SCREEN	ENTRY	NOTES
LALOC	DL	Miami	
LAST	DL	FL	

Table AAAAA Scenario 501

REQTY: M

ACT: C

Description: Change activity on residence port loop service adding block.

FIELD	FORM / SCREEN	ENTRY	NOTES
CCNA	LSR	BST	
PON	LSR	FT107	
VER	LSR	01	
ATN	LSR	7707770974	
SC	LSR	LCSC	
D/ SENT	LSR	19991217	
DDD	LSR	19991231	
REQTYP	LSR	MB	
SUP	LSR	05	
ACT	LSR	C	
CC	LSR	8003	
PORTTYP	LSR	L	
LSO	LSR	770777	
TOS	LSR	2BF	
CIC	LSR	5124	
BAN1	LSR	404Q848003003	
INIT	LSR	Brenda Honore	

- continued -

Table AAAAA Scenario 501 (continued)

FIELD	FORM / SCREEN	ENTRY	NOTES
INIT-TEL NO	LSR	4049277112	
INIT-FAX NO	LSR	4049278339	
IMPCON	LSR	Brenda Honore	
IMPCON-TEL NO	LSR	4049277112	
REMARKS	LSR	TEST ACCOUNT DO NOT PROCESS	
DQTY	EU	0	
LOCNUM	EU	000	
EU-NAME	EU	Mama Rose Bell	
SANO	EU	525	
SASD	EU	N	
SASN	EU	MAIN	
SATH	EU	ST	
EU-CITY	EU	ALPH	
EU-STATE	EU	GA	
EU-ZIP CODE	EU	30004	
PQTY	PS	001	
BA	PS	A	
BLOCK	PS	C	
LNA	PS	C	
LNECLS SVS	PS	UEPRM	
LNUM	PS	00001	
TNS	PS	7707770974	

Table BBBBB Scenario 502

REQTY: M

ACT: C

Description: Change activity to port loop business service with phone number change and no transfer of calls.

FIELD	FORM / SCREEN	ENTRY	NOTES
CCNA	LSR	BST	
PON	LSR	FT65	
ATN	LSR	9124462405	
SC	LSR	LCSC	
D/ SENT	LSR	19991217	
DDD	LSR	19991221	
REQTYP	LSR	MB	
ACT	LSR	C	
CC	LSR	8002	
PORTTYP	LSR	L	
LSO	LSR	912446	
TOS	LSR	1BF	
CIC	LSR	8002	
BAN1	LSR	706Q858002002	
INIT	LSR	Brenda Honore	
INIT-TEL NO	LSR	4049277112	
INIT-FAX NO	LSR	4049278339	
IMPCON	LSR	Brenda Honore	
IMPCON-TEL NO	LSR	4049277112	
REMARKS	LSR	TEST ACCOUNT DO NOT PROCESS	
DQTY	EU	0	
LOCNUM	EU	000	
EU-NAME	EU	Flower Shop Inc	
SANO	EU	304	
SASN	EU	PINE	

- continued -

Table BBBB Scenario 502 (continued)

FIELD	FORM / SCREEN	ENTRY	NOTES
SATH	EU	AV	
EU-CITY	EU	ALBY	
EU-STATE	EU	GA	
EU-ZIP CODE	EU	31701	
PQTY	PS	001	
LNA	PS	X	
LNUM	PS	00001	
OTN	PS	9124467064	
TC OPT	PS	NO	
TNS	PS	9124462405	

Table CCCCC Scenario 503

REQTY: M

ACT: C

Description: Change activity on residential port loop service deleting block, changing PIC, and adding PIC freeze.

FIELD	FORM / SCREEN	ENTRY	NOTES
CCNA	LSR	BST	
PON	LSR	FT71	
ATN	LSR	7703790668	
SC	LSR	LCSC	
D/ SENT	LSR	19991216	
DDD	LSR	19991230	
REQTYP	LSR	MB	
ACT	LSR	C	
CC	LSR	8002	

- continued -

Table CCCCC Scenario 503 (continued)

FIELD	FORM / SCREEN	ENTRY	NOTES
PORTTYP	LSR	L	
LSO	LSR	770379	
TOS	LSR	2BF	
CIC	LSR	8002	
BAN1	LSR	770Q895733733	
INIT	LSR	Brenda Honore	
INIT-TEL NO	LSR	4049277112	
INIT-FAX NO	LSR	4049278339	
IMPCON	LSR	Jean Tyler	
IMPCON-TEL NO	LSR	4049277374	
DQTY	EU	0	
EU-NAME	EU	Jeanie Dreamer	
SANO	EU	5375	
SASN	EU	Chamblee Dunwoody	
SATH	EU	RD	
EU-CITY	EU	DUN	
EU-STATE	EU	GA	
EU-ZIP CODE	EU	30338	
PQTY	PS	001	
BA	PS	D	
BLOCK	PS	H	
LNA	PS	C	
LNUM	PS	00001	
LPIC	PS	NC	

- continued -

Table CCCCC Scenario 503 (continued)

FIELD	FORM / SCREEN	ENTRY	NOTES
PIC	PS	0288	
TNS	PS	7703790668	

Table DDDDD Scenario 504

REQTY: M

ACT: C

Description: Change activity on business port loop service deleting block.

FIELD	FORM / SCREEN	ENTRY	NOTES
CCNA	LSR	BST	
PON	LSR	FT74	
ATN	LSR	9125594981	
SC	LSR	LCSC	
D/ SENT	LSR	19991217	
DDD	LSR	19991230	
REQTYP	LSR	MB	
ACT	LSR	C	
CC	LSR	8002	
PORTTYP	LSR	L	
LSO	LSR	912559	
TOS	LSR	1BF	
CIC	LSR	8002	
BAN1	LSR	706Q845733335	
INIT	LSR	Brenda Honore	
INIT-TEL NO	LSR	4049277112	
INIT-FAX NO	LSR	4049278339	

- continued -

Table DDDDD Scenario 504 (continued)

FIELD	FORM / SCREEN	ENTRY	NOTES
IMPCON	LSR	Gloria Burr	
IMPCON-TEL NO	LSR	4049277490	
REMARKS	LSR	TEST ACCOUNT DO NOT PROCESS	
DQTY	EU	0	
EU-NAME	EU	Grass Hooper Inc	
SANO	EU	106	
SASD	EU	E	
SASN	EU	Marion	
SATH	EU	AV	
EU-CITY	EU	LK PK	
EU-STATE	EU	GA	
EU-ZIP CODE	EU	31636	
PQTY	PS	001	
BA	PS	D	
BLOCK	PS	B	
LNA	PS	C	
LNUM	PS	00001	
TNS	PS	9125594981	

Table EEEEE Scenario 505

REQTY: M

ACT: C

Description: Change to existing Port Loop Combo Service, add Block Choice, “No Collect and Third Party.”

FIELD	FORM / SCREEN	ENTRY	NOTES
CCNA	LSR	BST	
PON	LSR	FT72-C	
ATN	LSR	3348728798	
SC	LSR	LCSC	
D/SENT	LSR	20000111	
DDD	LSR	20000114	
REQTYP	LSR	MB	
ACT	LSR	C	
CC	LSR	8002	
PORTTYP	LSR	L	
LSO	LSR	334872	
TOS	LSR	1BF	
CIC	LSR	8002	
BAN1	LSR	205Q895733733	
INIT	LSR	Brenda Honore	
INIT-TEL NO	LSR	4049277112	
INIT-FAX NO	LSR	4049278339	
IMPCON	LSR	Brenda Honore	
IMPCON-TEL NO	LSR	4049277112	
REMARKS	LSR	TEST ACCOUNT DO NOT PROCESS	
DQTY	EU	000	
EU-NAME	EU	Jack's Bistro	
SANO	EU	212	
SASN	EU	Washington	
SATH	EU	St	
EU-CITY	EU	Selma	

- continued -

Table EEEEE Scenario 505 (continued)

FIELD	FORM / SCREEN	ENTRY	NOTES
EU- STATE	EU	AL	
EU-ZIP CODE	EU	36703	
PQTY	PS	001	
BA	PS	A	
BLOCK	PS	A	
LNA	PS	C	
LNUM	PS	00001	
TNS	PS	3348728798	

Table FFFFF Scenario 506

REQTY: M

ACT: N

Description: New installation of Port Loop Combination Residence Service with Block and Working Service on Premises (WSOP).

FIELD	FORM / SCREEN	ENTRY	NOTES
CCNA	LSR	BST	
PON	LSR	FT23-A	
ATN	LSR	4042920312	
SC	LSR	LCSC	
D/SENT	LSR	20000114	
DDD	LSR	20000131	
APPTIME-DDD	LSR	0900-1300	
DFDT	LSR	0900-1300	
REQTYP	LSR	MB	
ACT	LSR	N	
CC	LSR	8002	

- continued -

Table FFFFF Scenario 506 (continued)

FIELD	FORM / SCREEN	ENTRY	NOTES
PORTTYP	LSR	L	
LSO	LSR	404292	
TOS	LSR	1BF	
CIC	LSR	8002	
BAN1	LSR	404Q858002002	
INIT	LSR	Brenda Honore	
INIT-TEL NO	LSR	4049277112	
INIT-FAX NO	LSR	4049278339	
IMPCON	LSR	Laura Verdier	
IMPCON-TEL NO	LSR	4049277375	
REMARKS	LSR	TEST ACCOUNT DO NOT PROCESS	
DQTY	EU	000	
EU-NAME	EU	Daddy Max	
SANO	EU	969	
SASN	EU	Oak Springs	
SATH	EU	Ct	
EU-CITY	EU	ST MT	
EU-STATE	EU	GA	
EU-ZIP CODE	EU	30083	
WSOP	EU	V	
PQTY	PS	001	
BA	PS	A	
BLOCK	PS	H	
LNA	PS	N	
LNECLSSVC	PS	UEPRL	

- continued -

Table FFFFF Scenario 506 (continued)

FIELD	FORM / SCREEN	ENTRY	NOTES
LNUM	PS	00001	
LPIC	PS	NONE	
PIC	PS	NONE	
TNS	PS	4042920312	
FA	PS	N	
FEATURE	PS	UEG2R	
DLNUM	DL	0001	
LACT	DL	N	
RTY	DL	LML	
LTY	DL	1	
STYC	DL	SL	
TOA	DL	R	
DOI	DL	0	
LTN	DL	4042920312	
LNLN	DL	Max	
LNFN	DL	Daddy	
LANO	DL	969	
LASN	DL	Oak Springs	
LATH	DL	CT	
LALOC	DL	ST MT	
LAST	DL	GA	

Table GGGGG Scenario 507**REQTY: M****ACT: N****Description: New installation of Port Loop Combination Service with Block.**

FIELD	FORM / SCREEN	ENTRY	NOTES
CCNA	LSR	BST	
PON	LSR	FT25	
VER	LSR	01	
ATN	LSR	7704768022	
SC	LSR	LCSC	
D/SENT	LSR	19991217	
DDD	LSR	19991230	
REQTYP	LSR	MB	
SUP	LSR	05	
ACT	LSR	N	
CC	LSR	8002	
PORTTYP	LSR	L	
LSO	LSR	770476	
TOS	LSR	2BF	
CIC	LSR	8002	
BAN1	LSR	404Q858002002	
INIT	LSR	Brenda Honore	
INIT-TEL NO	LSR	4049277112	
INIT-FAX NO	LSR	4049278339	
IMPCON	LSR	Jean Tyler	
IMPCON-TEL NO	LSR	4049277374	
DQTY	EU	0	
EU-NAME	EU	Destiny Hess	
SANO	EU	3394	
SASN	EU	Howell	
SATH	EU	St	
SASS	EU	NW	
EU - CITY	EU	DLTH	

- continued -

Table GGGGG Scenario 507 (continued)

FIELD	FORM / SCREEN	ENTRY	NOTES
EU-STATE	EU	GA	
EU-ZIP CODE	EU	30096	
PQTY	PS	001	
BA	PS	A	
BLOCK	PS	A	
LNA	PS	N	
LNECLSSVC	PS	UEPRL	
LNUM	PS	00001	
LPIC	PS	NONE	
PIC	PS	NONE	
TNS	PS	7704768022	
FA	PS	N	
FEATURE	PS	UEG2R	
DLNUM	DL	0001	
LACT	DL	N	
RTY	DL	LML	
LTY	DL	3	
STYC	DL	SL	
TOA	DL	R	
DOI	DL	0	
LTN	DL	7704768022	
LNLN	DL	Hess	
LNFN	DL	Destiny	
LANO	DL	3394	
LASN	DL	Howell	
LATH	DL	St	
LASS	DL	NW	

- continued -

Table GGGGG Scenario 507 (continued)

FIELD	FORM / SCREEN	ENTRY	NOTES
LALOC	DL	DLTH	
LAST	DL	GA	

Table HHHHH Scenario 508

REQTY: M

ACT: N

Description: New install port loop combo with feature.

FIELD	FORM / SCREEN	ENTRY	NOTES
CCNA	LSR	BST	
PON	LSR	FT25	
VER	LSR	01	
ATN	LSR	5554768022	
SC	LSR	LCSC	
D/SENT	LSR	19991217	
DDD	LSR	19991230	
REQTYP	LSR	MB	
SUP	LSR	05	
ACT	LSR	N	
CC	LSR	8002	
PORTTYP	LSR	L	
LSO	LSR	770476	
TOS	LSR	2BF	
CIC	LSR	8002	
BAN1	LSR	404Q858002002	
INIT	LSR	Brenda Honore	

- continued -

Table HHHHH Scenario 508 (continued)

FIELD	FORM / SCREEN	ENTRY	NOTES
INIT-TEL NO	LSR	5559277112	
INIT-FAX NO	LSR	5559278339	
IMPCON	LSR	Jean Tyler	
IMPCON-TEL NO	LSR	5559277374	
DQTY	EU	0	
EU-NAME	EU	Destiny Hess	
SANO	EU	3394	
SASN	EU	Howell	
SATH	EU	St	
SASS	EU	NW	
EU-CITY	EU	DLTH	
EU-STATE	EU	GA	
EU-ZIP CODE	EU	30096	
PQTY	PS	001	
LNA	PS	N	
LNECLSSVC	PS	UEPRL	
LNUM	PS	00001	
LPIC	PS	NONE	
PIC	PS	NONE	
TNS	PS	5554768022	
FA	PS	N	
FEATURE	PS	UEG2R	
FA	PS	N	
FEATURE	PS	ESX	
DLNUM	DL	0001	
LACT	DL	N	
RTY	DL	LML	

- continued -

Table HHHHH Scenario 508 (continued)

FIELD	FORM / SCREEN	ENTRY	NOTES
LTY	DL	3	
STYC	DL	SL	
TOA	DL	R	
DOI	DL	0	
LTN	DL	5554768022	
LNLN	DL	Hess	
LNFN	DL	Destiny	
LANO	DL	3394	
LASN	DL	Howell	
LATH	DL	St	
LASS	DL	NW	
LALOC	DL	DLTH	
LAST	DL	GA	

Table IIIII Scenario 509

REQTY: M

ACT: N

Description: New installation of Residential Port Loop Combination Service.

FIELD	FORM / SCREEN	ENTRY	NOTES
CCNA	LSR	ZXL	
PON	LSR	FT22	
ATN	LSR	7703508053	
SC	LSR	LCSC	
D/SENT	LSR	19991217	
DDD	LSR	20000111	

- continued -

Table IIIII Scenario 509 (continued)

FIELD	FORM / SCREEN	ENTRY	NOTES
REQTYP	LSR	MB	
ACT	LSR	N	
CC	LSR	8002	
PORTTYP	LSR	L	
LSO	LSR	770391	
TOS	LSR	2B-	
CIC	LSR	5124	
BAN1	LSR	E	
INIT	LSR	Karen Lewis	
INIT-TEL NO	LSR	4049277493	
INIT-FAX NO	LSR	4049278339	
IMPCON	LSR	Karen Lewis	
IMPCON-TEL NO	LSR	4049277493	
REMARKS	LSR	TEST ACCOUNT DO NOT PROCESS	
DQTY	EU	000	
EU-NAME	EU	Ricky Ricardo	
SANO	EU	5375	
SASN	EU	Chamblee Dunwoody	
SATH	EU	RD	
EU-CITY	EU	DUN	
EU-STATE	EU	GA	
EU-ZIP CODE	EU	30338	
PQTY	PS	001	
LNA	PS	N	
LNUM	PS	00001	

- continued -

Table IIIII Scenario 509 (continued)

FIELD	FORM / SCREEN	ENTRY	NOTES
LPIC	PS	UNDC	
PIC	PS	NONE	
TNS	PS	7703508053	
FA	PS	N	
FEATURE	PS	UEG2R	
FA	PS	N	
FEATURE	PS	UEPRL	
FEATURE DETAIL	PS	/TBE A	
DLNUM	DL	0001	
LACT	DL	N	
RTY	DL	LML	
LTY	DL	3	
STYC	DL	SL	
TOA	DL	R	
DOI	DL	0	
LTN	DL	7703508053	
LNLN	DL	Ricardo	
LNFN	DL	Ricky	
LANO	DL	5375	
LASN	DL	Chmablee Dunwoody	
LATH	DL	RD	

Table JJJJJ Scenario 510

REQTY: M

ACT: V

**Description: Full conversion from multiline resale/reatil account to port loop combo service.
Features are being added and/or deleted.**

FIELD	FORM / SCREEN	ENTRY	NOTES
CCNA	LSR	ZXL	
PON	LSR	FT120B	
ATN	LSR	2284529485	
SC	LSR	LCSC	
D/SENT	LSR	19991222	
DDD	LSR	19991230	
REQTYP	LSR	MB	
ACT	LSR	V	
CC	LSR	8002	
PORTTYP	LSR	L	
LSO	LSR	228452	
TOS	LSR	1AM	
CIC	LSR	5124	
BAN1	LSR	E	
INIT	LSR	FAYE WILLIAMS	
INIT-TEL NO	LSR	5559277498	
INIT-FAX NO	LSR	5559277449	
IMPCON	LSR	Brenda Honore	
IMPCON-TEL NO	LSR	5559288498	
REMARKS	LSR	TEST ORDER DO NOT PROCESS	
DQTY	EU	000	
EU-NAME	EU	TIE FIGHTER	
SANO	EU	243	
SASD	EU	E	
SASN	EU	2ND	
SATH	EU	ST	

- continued -

Table JJJJ Scenario 510 (continued)

FIELD	FORM / SCREEN	ENTRY	NOTES
EU-CITY	EU	PASS CHRISTIAN	
EU- STATE	EU	MS	
EU-ZIP CODE	EU	39571	
ERL	EU	Y	
EATN	EU	5554529458	
PQTY	PS	004	
LNA	PS	V	
LNUM	PS	00001	
LOCNUM	PS	000	
LPIC	PS	NONE	
PIC	PS	NONE	
TNS	PS	5554529458	
FA	PS	N	
FEATURE	PS	ESX	
FA	PS	N	
FEATURE	PS	UEG2D	
FA	PS	N	
FEATURE	PS	TTB	
LNA	PS	V	
LNUM	PS	00002	
LPIC	PS	NONE	
PIC	PS	NONE	
TNS	PS	5554524583	
FA	PS	N	
FEATURE	PS	TTB	
FA	PS	N	

- continued -

Table JJJJJ Scenario 510 (continued)

FIELD	FORM / SCREEN	ENTRY	NOTES
FEATURE	PS	UEG2D	
LNA	PS	V	
LNUM	PS	00004	
LPIC	PS	NONE	
PIC	PS	NONE	
TNS	PS	5554529194	
FA	PS	N	
FEATURE	PS	TTB	
FA	PS	N	
FEATURE	PS	UEG2D	
LNA	PS	V	
LNUM	PS	00002	
LPIC	PS	NONE	
PIC	PS	NONE	
TNS	PS	5554523938	
FA	PS	D	
FEATURE	PS	BCR	
FA	PS	N	
FEATURE	PS	UEG2D	

Table KKKKK Scenario 511

REQTY: M

ACT: V

Description: Full conversion from Retail/Resale Account to Port Loop Combination with Block Choices, “No Collect,” and No Directory Assistance Call Completion.

FIELD	FORM / SCREEN	ENTRY	NOTES
CCNA	LSR	BST	
PON	LSR	FT69RTST2	
ATN	LSR	8648334765	
SC	LSR	LCSC	
D/SENT	LSR	20000108	
DDD	LSR	20000223	
REQTYP	LSR	MB	
ACT	LSR	V	
CC	LSR	8002	
PORTTYP	LSR	L	
LSO	LSR	864833	
TOS	LSR	2BF	
CIC	LSR	5124	
BAN1	LSR	803Q895733733	
INIT	LSR	Karen Lewis	
INIT-TEL NO	LSR	4049277493	
INIT-FAX NO	LSR	4049278339	
IMPCON	LSR	Karen Lewis	
IMPCON-TEL NO	LSR	4049277493	
REMARKS	LSR	TEST ACCOUNT DO NOT PROCESS	
DQTY	EU	000	
EU-NAME	EU	Barney Rubble	
SANO	EU	208	
SASD	EU	S	
SASN	EU	Broad	
SATH	EU	ST	

- continued -

Table KKKKK Scenario 511 (continued)

FIELD	FORM / SCREEN	ENTRY	NOTES
EU-CITY	EU	Clinton	
EU-STATE	EU	SC	
EU-ZIP CODE	EU	29325	
ERL	EU	Y	
EATN	EU	8648334765	
PQTY	PS	001	
BA	PS	A	
BLOCK	PS	CH	
LNA	PS	V	
LNUM	PS	00001	
LPIC	PS	0288	
PIC	PS	0288	
TNS	PS	8648334765	
FA	PS	N	
FEATURE	PS	UEG2R	

Table LLLLL Scenario 601

REQTY: B (LNP)

ACT: Q

Description: Subsequent partial migration of Non-Coordinated multi-line SL1 loop without directory listings and with additional loop requested.

FIELD	FORM / SCREEN	ENTRY	NOTES
PON	LSR	FN-67-4.0-SL1-48	
CCNA	LSR	ZXL	
SC	LSR	LCSC	

- continued -

Table LLLLL Scenario 601 (continued)

FIELD	FORM / SCREEN	ENTRY	NOTES
D/SENT	LSR	12/31/1999	
DDD	LSR	1/4/00	
CHC	LSR	N	
REQTYP	LSR	BB	
ACT	LSR	Q	
CC	LSR	9420	
ACTL	LSR	BCRTFLMADS1	
LSO	LSR	561393	
TOS	LSR	2A- -	
NC	LSR	TY- -	
CIC	LSR	9420	
BI1	LSR	N	
BAN1	LSR	561Q969421521	
BI2	LSR	N	
BAN2	LSR	561V513568	
ACNA	LSR	ZXL	
INIT	LSR	SUSIE SERVICE REP	
INIT-TEL NO	LSR	4049277390	
INIT-FAX NO	LSR	(404)927-7390	
IMPCON	LSR	BILLY THORTON	
IMPCON-TEL NO	LSR	4049271234	
EU-NAME	EU	JAMES DEAN	
SANO	EU	838	
SASD	EU	S	
SASN	EU	DIXIE	

- continued -

Table LLLLL Scenario 601 (continued)

FIELD	FORM / SCREEN	ENTRY	NOTES
SATH	EU	HWY	
SASS	EU	NW	
EU-CITY	EU	BOCA RATON	
EU-STATE	EU	FL	
EU-ZIP CODE	EU	33486	
EU-EATN	EU	(561)393-3758	
NPQTY1	LSNP	00001	
LQTY1	LSNP	002	
LNUM1	LSNP	00001	
LNA1	LSNP	V	
CABLE ID1	LSNP	PTQW1	
CHAN/PAIR1	LSNP	11	
PORTED NBR1	LSNP	5613937293	
NPT1	LSNP	D	
LNUM2	LSNP	00002	
LNA2	LSNP	N	
CABLE ID2	LSNP	PTQW1	
CHAN/PAIR2	LSNP	13	

Table MMMMM Scenario 602**REQTY: B (LNP)****ACT: Q**

Description: Subsequent partial migration of Coordinated Non-Time Specific multi-line SL1 loop without directory listings and with additional loops requested.

FIELD	FORM / SCREEN	ENTRY	NOTES
PON	LSR	FN-67-4.0-SL1-40	
CCNA	LSR	ZXL	
AN	LSR	423M091234234	
SC	LSR	TEST	
D/SENT	LSR	11/29/1999	
DDD	LSR	1/10/2000	
CHC	LSR	Y	
REQTYP	LSR	BB	
ACT	LSR	Q	
CC	LSR	9420	
ACTL	LSR	GTBGTNMTDS0	
LSO	LSR	423430	
TOS	LSR	1A- -	
NC	LSR	TY- -	
CIC	LSR	9420	
BI1	LSR	N	
BAN1	LSR	615Q969421421	
BI2	LSR	L	
BAN2	LSR	423Q122345234	
ACNA	LSR	ZXL	
INIT	LSR	SUSIE SERVICE REP	
INIT-TEL NO	LSR	4049277390	
INIT-FAX NO	LSR	(404)927-7390	
IMPCON	LSR	BILLY BOB THORTON	
IMPCON-TEL NO	LSR	4049271234	

- continued -

Table MMMMM Scenario 602 (continued)

FIELD	FORM / SCREEN	ENTRY	NOTES
EU-NAME	EU	TESTY PHONE COMP	
SANO	EU	420	
SASN	EU	TRENTHAM	
SATH	EU	LN	
EU-CITY	EU	GATLINBURG	
EU-STATE	EU	TN	
EU-ZIP CODE	EU	37738	
EU-EATN	EU	(423)430-9438	
NPQTY1	LSNP	00001	
LQTY1	LSNP	002	
LNUM1	LSNP	00001	
LNA1	LSNP	V	
CABLE ID1	LSNP	PTQW1	
CHAN/PAIR1	LSNP	11	
PORTED NBR1	LSNP	4234309136	
NPT1	LSNP	D	
LNUM2	LSNP	00002	
LNA2	LSNP	N	
CABLE ID2	LSNP	PTQW1	
CHAN/PAIR2	LSNP	13	

Table NNNNN Scenario 603**REQTY: B (LNP)****ACT: Q**

Description: Subsequent partial migration of Non-Coordinated multi-line SL1 loop with directory listings and additional loops requested.

FIELD	FORM / SCREEN	ENTRY	NOTES
PON	LSR	FN-67-4.0-SL1-045	
CCNA	LSR	ZXL	
AN	LSR	504M011234123	
ATN	LSR	(504)433-5066	
SC	LSR	LCSC	
D/SENT	LSR	12/15/1999	
DDD	LSR	12/20/1999	
CHC	LSR	N	
REQTYP	LSR	BB	
ACT	LSR	Q	
CC	LSR	9420	
ACTL	LSR	NWORLAARCG0	
LSO	LSR	504433	
TOS	LSR	2A- -	
NC	LSR	TY- -	
CIC	LSR	9420	
BI1	LSR	N	
BAN1	LSR	318Q969421421	
BI2	LSR	L	
BAN2	LSR	504Q961234123	
ACNA	LSR	ZXL	
INIT	LSR	SUSIE SERVICE REP	
INIT-TEL NO	LSR	4049277390	
INIT-FAX NO	LSR	(404)927-7390	
IMPCON	LSR	BILLY THORTON	
IMPCON-TEL NO	LSR	4049271234	

- continued -

Table NNNNN Scenario 603 (continued)

FIELD	FORM / SCREEN	ENTRY	NOTES
EU-NAME	EU	RIDING HOOD	
SANO	EU	5201	
SASN	EU	TULLIS	
SATH	EU	DR	
EU-CITY	EU	NEW ORLEANS	
EU-STATE	EU	LA	
EU-ZIP CODE	EU	70114	
EU-EATN	EU	(504)433-5066	
NPQTY1	LSNP	00001	
LQTY1	LSNP	002	
LNUM1	LSNP	00001	
LNA1	LSNP	V	
CABLE ID1	LSNP	PTQW1	
CHAN/PAIR1	LSNP	11	
PORTED NBR1	LSNP	5044334402	
NPT1	LSNP	D	
LNUM2	LSNP	00002	
LNA2	LSNP	N	
CABLE ID2	LSNP	PTQW1	
CHAN/PAIR2	LSNP	13	
DLNUM	DL	0001	
LACT	DL	N	
RTY	DL	LML	
LTY	DL	2	
STYC	DL	SL	
TOA	DL	R	

- continued -

Table NNNNN Scenario 603 (continued)

FIELD	FORM / SCREEN	ENTRY	NOTES
LTN	DL	(504)433-5066	
LNLN	DL	Susie	
LNFN1	DL	Svc Rep	
LANO	DL	123	
LASN1	DL	Main	
LATH	DL	St	
LALOC	DL	Anytown	
LAST	DL	GA	

Table OOOOO Scenario 604

REQTY: B (LNP)

ACT: P

Description: Partial initial migration of multi-line SL2 loop without directory listings and with additional loops requested.

FIELD	FORM / SCREEN	ENTRY	NOTES
PON	LSR	FN 67-4.0-SL2-06	
CCNA	LSR	ZXL	
AN	LSR	912n220000000	
SC	LSR	TEST	
D/SENT	LSR	11/29/1999	
DDD	LSR	1/10/2000	
DFDT	LSR	2000	
CHC	LSR	Y	
REQTYP	LSR	BB	
ACT	LSR	P	

- continued -

Table OOOO Scenario 604 (continued)

FIELD	FORM / SCREEN	ENTRY	NOTES
CC	LSR	9420	
ACTL	LSR	SVNHGABS23A	
LSO	LSR	912944	
TOS	LSR	1AF	
NC	LSR	LY—	
NCI	LSR	04QC2.OOB	
SECNI	LSR	04GS2	
CIC	LSR	9420	
BI1	LSR	N	
ACNA	LSR	ZXL	
BAN1	LSR	706Q969421421	
BI2	LSR	L	
BAN2	LSR	912N220000000	
INIT	LSR	SUSIE SERVICE REP	
INIT - TEL NO	LSR	5559277390	
INIT - FAX NO	LSR	(555) 927-7390	
IMPCON	LSR	BILLY BOB THORTON	
IMPCON - TEL NO	LSR	5559271234	
DSGCON	LSR	YOGI BERRA	
DSGCON - TEL NO	LSR	5559272345	
EU - NAME	EU	Testy Phone Company	
SANO	EU	1300	
SASN	EU	BULL	

- continued -

Table OOOOO Scenario 604 (continued)

FIELD	FORM / SCREEN	ENTRY	NOTES
SATH	EU	ST	
EU - CITY	EU	SAVANNAH	
EU - STATE	EU	GA	
EU - ZIP CODE	EU	31401	
EU - EATN	EU	(912)944-6285	
NPQTY1	LSNP	00001	
LQTY1	LSNP	002	
LNUM1	LSNP	00001	
LNA1	LSNP	V	
CABLE ID1	LSNP	PTQW1	
CHAN/PAIR1	LSNP	11	
PORTED NBR1	LSNP	9129440988	
NPT1	LSNP	D	
LNUM2	LSNP	00002	
LNA2	LSNP	N	
CABLE ID2	LSNP	PTQW1	
CHAN/PAIR2	LSNP	12	

Table PPPPP Scenario 605

REQTY: B (LNP)

ACT: P

Description: Partial initial migration of multi-line SL2 loop of multi accounts with directory listings.

FIELD	FORM / SCREEN	ENTRY	NOTES
PON	LSR	FN-67-4.0-SL2-17	
AN	LSR	904N000000000	

Table PPPP Scenario 605 (continued)

FIELD	FORM / SCREEN	ENTRY	NOTES
ATN	LSR	(904) 569-8892	
SC	LSR	TEST	
D/SENT	LSR	11/29/1999	
DDD	LSR	1/10/2000	
DFDT	LSR	2000	
CHC	LSR	Y	
REQTYP	LSR	BB	
ACT	LSR	P	
CC	LSR	9420	
ACTL	LSR	JCVLFLRV38E	
LSO	LSR	904381	
TOS	LSR	1A-	
NC	LSR	LY—	
NCI	LSR	04QC2.OOB	
SECNCI	LSR	04GS2	
CIC	LSR	9420	
BI1	LSR	N	
ACNA	LSR	ZXL	
BAN1	LSR	904Q969421421	
BI2	LSR	L	
BAN2	LSR	904N000000000	
INIT	LSR	SUSIE SERVICE REP	
INIT - TEL NO	LSR	5559277390	
INIT - FAX NO	LSR	(555) 927-7390	
IMPCON	LSR	BILLY BOB THORTON	

- continued -

Table PPPP Scenario 605 (continued)

FIELD	FORM / SCREEN	ENTRY	NOTES
IMPCON - TEL NO	LSR	5559271234	
DSGCON	LSR	YOGI BERRA	
DSGCON - TEL NO	LSR	5559272345	
DSGCON-STREET	LSR	123 Main St.	
DSGCON-CITY	LSR	ATLANTA	
DSGCONSTATE	LSR	GA	
DSGCON-ZIP CODE	LSR	30175	
EU - NAME	EU	Testy Phone Company	
SANO	EU	1710	
SASN	EU	TALBOT	
SATH	EU	AV	
EU - CITY	EU	JACKSONVILLE	
EU - STATE	EU	FL	
EU - ZIP CODE	EU	31201	
EU - EATN	EU	(904)569-8892	
NPQTY1	LSNP	00003	
LQTY1	LSNP	003	
LNUM1	LSNP	00001	
LNA1	LSNP	V	
CABLE ID1	LSNP	PTQW1	
CHAN/PAIR1	LSNP	11	
PORTED NBR1	LSNP	9043819763	
NPT1	LSNP	D	

- continued -

Table PPPP Scenario 605 (continued)

FIELD	FORM / SCREEN	ENTRY	NOTES
LEATN1	LSNP	(904) 381-9763	
LNUM2	LSNP	00002	
LNA2	LSNP	V	
CABLE ID2	LSNP	PTQW1	
CHAN/PAIR2	LSNP	12	
PORTED NBR2	LSNP	9043811223	
NPT2	LSNP	D	
LEATN2	LSNP	(904)381-9745	
LNUM3	LSNP	00003	
LNA3	LSNP	V	
CABLE ID3	LSNP	PTQW1	
CHAN/PAIR3	LSNP	13	
PORTED NBR3	LSNP	9043811223	
NPT3	LSNP	D	
LEATN3	LSNP	(904) 381-9745	
DACT	DL	N	
NAME - DEL	DL	Testy Phone Company	
DDANO	DL	1300	
DDASN	DL	BULL	
DDATH	DL	St	
DDALOC	DL	Savannah	
DDAST	DL	GA	
DDAZC	DL	31401	
DIRTYP	DL	W	
DIRQTY A	DL	1	
DLNUM	DL	0001	

- continued -

Table PPPPP Scenario 605 (continued)

FIELD	FORM / SCREEN	ENTRY	NOTES
LACT	DL	N	
RTY	DL	LML	
LTY	DL	1	
STYC	DL	SL	
TOA	DL	B	
DOI	DL	0	
LTN	DL	(912) 944-0946	
LNLN	DL	Testy	
LNFN1	DL	Phone Company	
LANO	DL	1300	
LASN1	DL	BULL	
LATH	DL	St	
LALOC	DL	Savannah	
LAST	DL	GA	
YPH	DL	AA00030	
SIC	DL	7999	

Table QQQQQ Scenario 606

REQTY: B (LNP)

ACT: P

Description: Partial initial migration of multi-line SL2 loop of multi accounts with directory listings.

FIELD	FORM / SCREEN	ENTRY	NOTES
PON	LSR	FN-67-4.0-SL2-17	
AN	LSR	904N000000000	
ATN	LSR	(904) 569-8892	

Table QQQQ Scenario 606 (continued)

FIELD	FORM / SCREEN	ENTRY	NOTES
SC	LSR	TEST	
D/SENT	LSR	11/29/1999	
DDD	LSR	1/10/2000	
DFDT	LSR	2000	
CHC	LSR	Y	
REQTYP	LSR	BB	
ACT	LSR	P	
CC	LSR	9420	
ACTL	LSR	JCVLFLRV38E	
LSO	LSR	904381	
TOS	LSR	1A-	
NC	LSR	LY—	
NCI	LSR	04QC2.OOB	
SECNCI	LSR	04GS2	
CIC	LSR	9420	
BI1	LSR	N	
ACNA	LSR	ZXL	
BAN1	LSR	904Q969421421	
BI2	LSR	L	
BAN2	LSR	9O4N000000000	
INIT	LSR	SUSIE SERVICE REP	
INIT - TEL NO	LSR	5559277390	
INIT - FAX NO	LSR	(555) 927-7390	
IMPCON	LSR	BILLY BOB THORTON	
IMPCON - TEL NO	LSR	5559271234	

- continued -

Table QQQQQ Scenario 606 (continued)

FIELD	FORM / SCREEN	ENTRY	NOTES
DSGCON	LSR	YOGI BERRA	
DSGCON - TEL NO	LSR	5559272345	
DSGCON- STREET	LSR	123 Main St.	
DSGCON-CITY	LSR	ATLANTA	
DSGCON-STATE	LSR	GA	
DSGCON-ZIP CODE	LSR	30175	
EU - NAME	EU	Testy Phone Company	
SANO	EU	1710	
SASN	EU	TALBOT	
SATH	EU	AV	
EU - CITY	EU	JACKSONVILLE	
EU - STATE	EU	FL	
EU - ZIP CODE	EU	31201	
EU - EATN	EU	(904)569-8892	
NPQTY1	LSNP	00003	
LQTY1	LSNP	003	
LNUM1	LSNP	00001	
LNA1	LSNP	V	
CABLE ID1	LSNP	PTQW1	
CHAN/PAIR1	LSNP	11	
PORTED NBR1	LSNP	9043819763	
NPT1	LSNP	D	
LEATN1	LSNP	(904) 381-9763	
LNUM2	LSNP	00002	

- continued -

Table QQQQQ Scenario 606 (continued)

FIELD	FORM / SCREEN	ENTRY	NOTES
LNA2	LSNP	V	
CABLE ID2	LSNP	PTQW1	
CHAN/PAIR2	LSNP	12	
PORTED NBR2	LSNP	9043811223	
NPT2	LSNP	D	
LEATN2	LSNP	(904)381-9745	
LNUM3	LSNP	00003	
LNA3	LSNP	V	
CABLE ID3	LSNP	PTQW1	
CHAN/PAIR3	LSNP	13	
PORTED NBR3	LSNP	9043811223	
NPT3	LSNP	D	
LEATN3	LSNP	(904) 381-9745	
DACT	DL	N	
NAME - DEL	DL	Testy Phone Company	
DDANO	DL	1300	
DDASN	DL	BULL	
DDATH	DL	St	
DDALOC	DL	Savannah	
DDAST	DL	GA	
DDAZC	DL	31401	
DIRTYP	DL	W	
DIRQTY A	DL	1	
DLNUM	DL	0001	
LACT	DL	N	
RTY	DL	LML	

- continued -

Table QQQQQ Scenario 606 (continued)

FIELD	FORM / SCREEN	ENTRY	NOTES
LTY	DL	1	
STYC	DL	SL	
TOA	DL	B	
DOI	DL	0	
LTN	DL	(912) 944-0946	
LNLN	DL	Testy	
LNFN1	DL	Phone Company	
LANO	DL	1300	
LASN1	DL	BULL	
LATH	DL	St	
LALOC	DL	Savannah	
LAST	DL	GA	
YPH	DL	AA00030	
SIC	DL	7999	

Table RRRRR Scenario 607

REQTY: C (LNP)

ACT: P

Description: Partial initial migration of single business line.

FIELD	FORM / SCREEN	ENTRY	NOTES
PON	LSR	FN 67-4.0-16	
CCNA	LSR	NVE	
SC	LSR	LCSC	
D/SENT	LSR	12/10/1999	
DDD	LSR	1/10/2000	

- continued -

Table RRRRR Scenario 607 (continued)

FIELD	FORM / SCREEN	ENTRY	NOTES
REQTYP	LSR	CB	
ACT	LSR	P	
CC	LSR	9420	
TOS	LSR	1A -	
CIC	LSR	9420	
BI1	LSR	N	
EATN	LSR	(904) 381-9745	
BAN1	LSR	904Q969421700	
INIT	LSR	SUSIE SERVICE REP	
INIT - TEL NO	LSR	5559277390	
INIT - FAX NO	LSR	(555) 927-8390	
EU - NAME	EU	Testy Phone Company	
SANO	EU	1710	
SASN	EU	Talbot	
SATH	EU	AV	
EU - CITY	EU	JKVL	
EU - STATE	EU	FL	
EU - ZIP CODE	EU	32205	
EU - EATN	EU	(904)381-9745	
NPQTY1	LSNP	00001	
LNUM1	LSNP	00001	
LNA1	LSNP	V	
PORTED NBR1	LSNP	904-381-1225	
NPT1	LSNP	D	

Table SSSSS Scenario 608

REQTY: E

ACT: P

Description: Initial Partial migration. Two accounts migrating to one. Account one migrating one line with new features. Account two migrating one line and deleting a feature.

FIELD	FORM / SCREEN	ENTRY	NOTES
CCNA	LSR	ZXL	
PON	LSR	L3B	
LOCQTY	LSR	000	
ATN	LSR	5558212946	
SC	LSR	LCSC	
D/SENT	LSR	20000107	
DDD	LSR	20000107	
REQTYP	LSR	EB	
ACT	LSR	P	
CC	LSR	8003	
TOS	LSR	1AF	
CIC	LSR	5124	
BAN1	LSR	E	
INIT	LSR	F WILLIAMS	
INIT-TEL NO	LSR	5559277498	
INIT-FAX NO	LSR	5559277449	
IMPCON	LSR	F WILLIAMS	
IMPCON-TEL NO	LSR	5559277498	
REMARKS	LSR	TEST ORDER DO NOT PROCESS	
DQTY	EU	000	
LOCNUM	EU	000	
EU-NAME	EU	WHEEL OF FORTUNE	
SANO	EU	138	

- continued -

Table SSSSS Scenario 608 (continued)

FIELD	FORM / SCREEN	ENTRY	NOTES
SASD	EU	N	
SASN	EU	GAY	
SATH	EU	ST	
EU-CITY	EU	AUBURN	
EU-STATE	EU	AL	
EU-ZIP CODE	EU	36830	
DLNUM	DL	0001	
LACT	DL	N	
RTY	DL	LML	
LTY	DL	3	
STYC	DL	SL	
TOA	DL	B	
DOI	DL	0	
LTN	DL	5558212946	
LNLN	DL	Wheel	
LNFN	DL	Of Fortune	
LANO	DL	138	
LASD	DL	N	
LASN	DL	Gay	
LATH	DL	St	
YPH	DL	AA00030	
SIC	DL	8711	
DLNUM	DL	0002	
LACT	DL	N	
ALI	DL	A	
RTY	DL	LAM	
LTY	DL	1	

- continued -

Table SSSSS Scenario 608 (continued)

FIELD	FORM / SCREEN	ENTRY	NOTES
STYC	DL	SL	
TOA	DL	B	
DOI	DL	0	
LTN	DL	5558210264	
LNLN	DL	C	
LNFN	DL	D R Consulting	
YPH	DL	AA00030	
RSQTY	RS	002	
LEATN	RS	5558214186	
LNA	RS	V	
LNUM	RS	00001	
LOCNUM	RS	000	
LPIC	RS	NONE	
PIC	RS	NONE	
TNS	RS	5558212946	
FA	RS	N	
FEATURE	RS	ESF	
LEATN	RS	5558210264	
LNA	RS	V	
LNUM	RS	00002	
LPIC	RS	NONE	
PIC	RS	NONE	
TNS	RS	5558210264	
FA	RS	D	
FEATURE	RS	GCE	

Table TTTTT Scenario 609

REQTY: E

ACT: P

Description: Initial partial migration. Two accounts are migrating to one. Account one is migrating one line with feature changes and disconnecting one line. Account two is migrating two lines as is.

FIELD	FORM / SCREEN	ENTRY	NOTES
CCNA	LSR	ZXL	
PON	LSR	FT126	
LOCQTY	LSR	000	
ATN	LSR	5553691680	
SC	LSR	LCSC	
D/SENT	LSR	19991228	
DDD	LSR	20000104	
REQTYP	LSR	EB	
ACT	LSR	P	
CC	LSR	8003	
TOS	LSR	1AF	
CIC	LSR	5124	
BAN1	LSR	E	
INIT	LSR	FAYE WILLIAMS	
INIT-TEL NO	LSR	5559277498	
INIT-FAX NO	LSR	5559277449	
IMPCON	LSR	F WILLIAMS	
IMPCON-TEL NO	LSR	5559277498	
REMARKS	LSR	TEST ORDER DO NOT PROCESS	
DQTY	EU	000	
LOCNUM	EU	000	

- continued -

Table TTTT Scenario 609 (continued)

FIELD	FORM / SCREEN	ENTRY	NOTES
EU-NAME	EU	FAITH COMPLETE SERVICES	
SANO	EU	300	
SASD	EU	N	
SASN	EU	MERIDIAN	
SATH	EU	ST	
EU-CITY	EU	ABERDEEN	
EU-STATE	EU	MS	
EU-ZIP CODE	EU	39730	
DLNUM	DL	0001	
LACT	DL	N	
RTY	DL	LML	
LTY	DL	3	
STYC	DL	SL	
TOA	DL	B	
DOI	DL	0	
LTN	DL	5553691680	
LNLN	DL	Faith	
LNFN	DL	Complete Services	
LANO	DL	300	
LASD	DL	N	
LASN	DL	Meridian	
LATH	DL	St	
YPH	DL	AA00030	
SIC	DL	8711	
RSQTY	RS	004	

- continued -

Table TTTTT Scenario 609 (continued)

FIELD	FORM / SCREEN	ENTRY	NOTES
LEATN	RS	5553699011	
LNA	RS	V	
LNUM	RS	00001	
LOCNUM	RS	000	
LPIC	RS	NONE	
PIC	RS	NONE	
TNS	RS	5553691680	
FA	RS	N	
FEATURE	RS	ESX	
LEATN	RS	5553699011	
LNA	RS	D	
LNUM	RS	00002	
TNS	RS	5553693255	
LEATN	RS	5553697108	
LNA	RS	W	
LNUM	RS	00003	
TNS	RS	5553692439	
LEATN	RS	5553697108	
LNA	RS	W	
LNUM	RS	00004	
TNS	RS	5553693542	

Table UUUUU Scenario 610**REQTY: E****ACT: Q**

Description: Subsequent partial migration. One line migrating with feature changes and one line migrating with a number change.

FIELD	FORM / SCREEN	ENTRY	NOTES
CCNA	LSR	ZXL	
PON	LSR	FT114ZPVT-1	
ATN	LSR	5553538911	
SC	LSR	LCSC	
D/SENT	LSR	20000116	
DDD	LSR	20000331	
REQTYP	LSR	EB	
ACT	LSR	Q	
CC	LSR	8002	
TOS	LSR	IAF	
CIC	LSR	5124	
BAN1	LSR	E	
INIT	LSR	FAYE WILLIAMS	
INIT-TEL NO	LSR	5559277498	
INIT-FAX NO	LSR	5559277449	
IMPCON	LSR	F WILLIAMS	
IMPCON-TEL NO	LSR	5559277498	
REMARKS	LSR	TEST ORDER DO NOT PROCESS	
DQTY	EU	000	
LOCNUM	EU	000	
EU-NAME	EU	BASHFUL DWARF INC	
SANO	EU	904	
SASD	EU	DAVIDSON	
SATH	EU	DR	
EU-CITY	EU	NASHVILLE	

- continued -

Table UUUUU Scenario 610 (continued)

EU-STATE	EU	TN	
EU-ZIP CODE	EU	37205	
EATN	EU	5553534893	
RSQTY	RS	002	
LNA	RS	V	
LNUM	RS	00001	
LOCNUM	RS	000	
LPIC	RS	NONE	
PIC	RS	NONE	
TNS	RS	5553532833	
FA	RS	N	
FEATURE	RS	ESX	
LNA	RS	X	
LNUM	RS	00002	
OTN	RS	5553534746	
TNS	RS	5553530318	
FA	RS	N	
FEATURE	RS	ESF	

Table VVVVV Scenario 611

REQTY: E

ACT: P

Description: Initial partial migration of one account. One line is migrating with a new feature being added. One line is migrating with a feature being disconnected.

FIELD	FORM / SCREEN	ENTRY	NOTES
CCNA	LSR	ZXL	
PON	LSR	FT109B	
LOCQTY	LSR	000	
ATN	LSR	5555233386	

Table VVVVV Scenario 611 (continued)

FIELD	FORM / SCREEN	ENTRY	NOTES
SC	LSR	LCSC	
D/SENT	LSR	20000106	
DDD	LSR	20000125	
REQTYP	LSR	EB	
ACT	LSR	P	
CC	LSR	8002	
TOS	LSR	1AF	
CIC	LSR	5124	
BAN1	LSR	704Q858002002	
INIT	LSR	DIANNE	
INIT-TEL NO	LSR	5559273560	
INIT-FAX NO	LSR	5559273560	
IMPCON	LSR	JONES	
IMPCON-TEL NO	LSR	5559273560	
DQTY	EU	0	
LOCNUM	EU	000	
EU-NAME	EU	Huxatable Family Circle	
SANO	EU	4641	
SASN	EU	South	
SATH	EU	Blvd	
EU-CITY	EU	Char	
EU-STATE	EU	NC	
EU-ZIP CODE	EU	28209	
EATN	EU	5555230654	
DLNUM	DL	0001	
LACT	DL	N	

- continued -

Table VVVVV Scenario 611 (continued)

FIELD	FORM / SCREEN	ENTRY	NOTES
RTY	DL	LML	
LTY	DL	1	
STYC	DL	SL	
TOA	DL	B	
DOI	DL	0	
LTN	DL	5555233386	
NSTN	DL	555523CLUB	
LNLN	DL	166	
LNFN	DL	Club South	
PLA	DL	One Sixty Six Club South	
LANO	DL	4641	
LASN	DL	South	
LATH	DL	Blvd	
YPH	DL	AA00030	
SIC	DL	8711	
DLNUM	DL	0002	
LACT	DL	N	
ALI	DL	A	
RTY	DL	LCR	
LTY	DL	1	
STYC	DL	SL	
TOA	DL	B	
DOI	DL	0	
LNLN	DL	Club	
LNFN	DL	South	
LTEXT	DL	See South Club	

- continued -

Table VVVVV Scenario 611 (continued)

FIELD	FORM / SCREEN	ENTRY	NOTES
LTXNUM	DL	0001	
LTXTY	DL	CR	
RSQTY	RS	002	
LNA	RS	V	
LNECLS SVS	RS	PCE	
LNUM	RS	00001	
LPIC	RS	NONE	
PIC	RS	NONE	
TNS	RS	5555233386	
FA	RS	N	
FEATURE	RS	ESX	
LNA	RS	V	
LNECLS SVS	RS	PCE	
LNUM	RS	00002	
LPIC	RS	NONE	
PIC	RS	NONE	
TNS	RS	5555233604	
FA	RS	D	
FEATURE	RS	TTB	

Table WWWW Scenario 612

REQTY: E

ACT: Q

Description: A subsequent partial migration. One line migrating with a new feature being added and one new line is being added.

FIELD	FORM / SCREEN	ENTRY	NOTES
CCNA	LSR	ZXL	
PON	LSR	FT112BC	
LOCQTY	LSR	000	
ATN	LSR	5557929565	
SC	LSR	LCSC	
D/SENT	LSR	19991223	
DDD	LSR	19991230	
REQTYP	LSR	EB	
ACT	LSR	Q	
CC	LSR	8002	
TOS	LSR	1AF	
CIC	LSR	5124	
BAN1	LSR	E	
INIT	LSR	FAYE WILLIAMS	
INIT-TEL NO	LSR	5559277498	
INIT-FAX NO	LSR	5559277449	
IMPCON	LSR	F WILLIAMS	
IMPCON-TEL NO	LSR	5559277498	
REMARKS	LSR	TEST ORDER DO NOT PROCESS	
DQTY	EU	0	
LOCNUM	EU	000	
EU-NAME	EU	CONDITIONAL SVCS	
SANO	EU	2071	
SASN	EU	HOLLYWOOD	
SATH	EU	DR	

- continued -

Table WWWWW Scenario 612 (continued)

FIELD	FORM / SCREEN	ENTRY	NOTES
SASS	EU	NW	
EU-CITY	EU	ATL	
EU-STATE	EU	GA	
EU-ZIP CODE	EU	30318	
EATN	EU	5557921392	
RSQTY	RS	002	
LNA	RS	V	
LNUM	RS	00001	
LOCNUM	RS	000	
LPIC	RS	NONE	
PIC	RS	NONE	
TNS	RS	5557922182	
FA	RS	N	
FEATURE	RS	ESX	
LNA	RS	N	
LNECLS SVS	RS	1FB	
LNUM	RS	00002	
LPIC	RS	NONE	
PIC	RS	NONE	
TNS	RS	5557929404	
FA	RS	N	
FEATURE	RS	ESX	

Table XXXXX Scenario 613

REQTY: E

ACT: P

Description: Initial partial migration. Two accounts are migrating to one account. One account migrating one line with changes and one line being disconnected. The second account is migrating two lines as is.

FIELD	FORM / SCREEN	ENTRY	NOTES
CCNA	LSR	ZXL	
PON	LSR	FT126	
LOCQTY	LSR	000	
ATN	LSR	5553691680	
SC	LSR	LCSC	
D/SENT	LSR	19991228	
DDD	LSR	20000104	
REQTYP	LSR	EB	
ACT	LSR	P	
CC	LSR	8003	
TOS	LSR	1AF	
CIC	LSR	5124	
BAN1	LSR	E	
INIT	LSR	FAYE WILLIAMS	
INIT-TEL NO	LSR	5559277498	
INIT-FAX NO	LSR	5559277449	
IMPCON	LSR	F WILLIAMS	
IMPCON-TEL NO	LSR	5559277498	
REMARKS	LSR	TEST ORDER DO NOT PROCESS	
DQTY	EU	0	
LOCNUM	EU	000	
EU-NAME	EU	FAITH COMPLETE SERVICES	

- continued -

Table XXXXX Scenario 613 (continued)

FIELD	FORM / SCREEN	ENTRY	NOTES
SANO	EU	300	
SASD	EU	N	
SASN	EU	MERIDIAN	
SATH	EU	ST	
EU-CITY	EU	ABERDEEN	
EU-STATE	EU	MS	
EU-ZIP CODE	EU	39730	
DLNUM	DL	0001	
LACT	DL	N	
RTY	DL	LML	
LTY	DL	3	
STYC	DL	SL	
TOA	DL	B	
DOI	DL	0	
LTN	DL	5553691680	
LNLN	DL	Faith	
LNFN	DL	Complete Services	
LANO	DL	300	
LASD	DL	N	
LASN	DL	Meridian	
LATH	DL	St	
YPH	DL	AA00030	
SIC	DL	8711	
RSQTY	DL	004	
LEATN	DL	5553699011	
LNA	DL	V	

- continued -

Table XXXX Scenario 613 (continued)

FIELD	FORM / SCREEN	ENTRY	NOTES
LNUM	DL	00001	
LOCNUM	DL	000	
LPIC	DL	NONE	
PIC	DL	NONE	
TNS	DL	5553691680	
FA	DL	N	
FEATURE	DL	ESX	
LEATN	DL	5553699011	
LNA	DL	D	
LNUM	DL	00002	
TNS	DL	5553693255	
LEATN	DL	5553697108	
LNA	DL	W	
LNUM	DL	00004	
TNS	DL	5553693542	

32. Appendix B**32.1 Glossary of Data Elements**

Field Name	Field Description	Form/Screen
ACC	Access Information	EU
ACNA	Access Customer Name Abbreviation	LSR
ACT	Activity Type	LSR
ACTL	Access Customer Terminal Location	LSR
ADI	Address Indicator	DL
ADV	Advance to Directory Indicator	DL
ADVCONT	Advertising Contact	DL
ADVCONT TN	Advertising Contact Telephone Number	DL
AENG	Additional Engineering	LSR
AFO	Additional Forms	LSR
AGAUTH	Agency Authorization Status	LSR
AI	Additional Point of Termination Indicator	LSR
ALBR	Additional Labor	LSR
ALI	Alpha Listing Identifier Codes	DL
ALIR	ALI Reference	DSCR
ALTIMPCON	Alternate Implementation Contact	LSR
ALTIMPCON - FAX NO	Alternate Implementation Contact Fax Number	LSR
ALTIMPCON - PAGER	Alternate Implementation Contact Pager Number	LSR
ALTIMPCON - TEL N0	Alternate Implementation Contact Telephone Number	LSR
AN	Account Number	LSR

- continued -

- continued -

Field Name	Field Description	Form/Screen
AN	Account Number	LSR-HGI
AN	Account Number	EU
AN	Account Number	DL
AN	Account Number	DSCR
AN	Account Number	LS
AN	Account Number	LSNP
AN	Account Number	NP
AN	Account Number	RS
AN	Account Number	PS
AN	Account Number	DRS
APOT	Additional Point of Termination	LSR
APPTIME-DDD	Appointment Time	LSR
APPTIME (DDD0)	Appointment Time (Out)	LSR
ATN	Account Telephone Number	LSR
ATN	Account Telephone Number	LSR-HGI
ATN	Account Telephone Number	EU
ATN	Account Telephone Number	DL
ATN	Account Telephone Number	DSCR
ATN	Account Telephone Number	LS
ATN	Account Telephone Number	LSNP
ATN	Account Telephone Number	NP
ATN	Account Telephone Number	RS
ATN	Account Telephone Number	PS
ATN	Account Telephone Number	DRS
AUTHNUM	Authorization Name	LSR
BA	Blocking Activity	LSNP
BA	Blocking Activity	NP

- continued -

- continued -

Field Name	Field Description	Form/Screen
BA	Blocking Activity	RS
BA	Blocking Activity	PS
BA	Blocking Activity	DRS
BAN1	Billing Account Number 1	LSR
BAN2	Billing Account Number 2	LSR
BCS	Basic Class Of Service	LSR
BI1	Billing Account Number Identifier 1	LSR
BI2	Billing Account Number Identifier 2	LSR
BILLCON	Billing Contact	LSR
BILLCON - TEL NO	Billing Contact Telephone Number	LSR
BILLNM	Billing Name	LSR
BILLNM - CITY	Billing City	LSR
BILLNM - FLOOR	Billing Street Floor	LSR
BILLNM - ROOM	Billing Room	LSR
BILLNM - STATE	Billing State	LSR
BILLNM - STREET	Billing Street Address	LSR
BILLNM - ZIP CODE	Billing Zip Code	LSR
BLOCK	Block	LSNP
BLOCK	Block	NP
BLOCK	Block	RS
BLOCK	Block	PS
BLOCK	Block	DRS
BRO	Business/Residence Placement Override	DL
CABLE ID	Cable Identification	LS
CABLE ID	Cable Identification	LSNP

- continued -

- continued -

Field Name	Field Description	Form/Screen
CABLE ID	Cable Identification	PS
CB	Common Block	LSR-HGI
CC	Company Code	LSR
CCNA	Customer Carrier Name Abbreviation	LSR
CCNA	Customer Carrier Name Abbreviation	DL
CCNA	Customer Carrier Name Abbreviation	DRS
CFA	Connecting Facility Assignment	LS
CFA	Connecting Facility Assignment	LSNP
CFA	Connecting Facility Assignment	RS
CFA	Connecting Facility Assignment	PS
CFTN	Call Forward To Number	LSNP
CFTN	Call Forward To Number	NP
CHAN/PAIR	Channel/Pair	LS
CHAN/PAIR	Channel/Pair	LSNP
CHAN/PAIR	Channel/Pair	PS
CHANNEL	Channel Code	LSR
CHC	Coordinated Hot Cut	LSR
CIC	Carrier Identification Code	LSR
CKR	Customer Circuit Reference	LS
CKR	Customer Circuit Reference	LSNP
CKR	Customer Circuit Reference	NP
CKR	Customer Circuit Reference	RS
CKR	Customer Circuit Reference	PS
CKR	Customer Circuit Reference	DRS
CNAM	Calling Name	RS

- continued -

- continued -

Field Name	Field Description	Form/Screen
CNO	Case Number	LSR
CPE MFR	Customer Premises Equipment Manufacturer	EU
CPE MOD	Customer Premises Equipment Model Number	EU
CUST	Customer Name	LSR
D/TSENT	Date and Time Sent	LSR
DACT	Delivery Activity	DL
DATED	Date of Agency Authorization	LSR
DATY	Delivery Address Type	DL
DDADLO	Delivery Descriptive Location	DL
DDALO	Delivery Address Location	DL
DDALOC	Delivery Address Locality	DL
DDANO	Delivery Address House Number	DL
DDAPR	Delivery Address House Prefix	DL
DDASD	Delivery Address Street Directional	DL
DDASF	Delivery Address House Number Suffix	DL
DDASN	Delivery Address Street Name	DL
DDASS	Delivery Address Street Suffix	DL
DDAST	Delivery Address State / Province	DL
DDATH	Delivery Address Thoroughfare	DL
DDAZC	Delivery Address Zip	DL
DDD	Desired Due Date	LSR
DDDO	Desired Due Date Out	LSR
DDQTY	Number of Delivery Segments	DL
DELNUM	Delivery Reference Number	DL
DES	Designation	DL

- continued -

- continued -

Field Name	Field Description	Form/Screen
DFDT	Desired Frame Due Time	LSR
DGOUT	DID Digits Out	DRS
DIDNUM	DID Reference Number	DRS
DIRID	Directory ID for Directory Delivery	DL
DIRIDL	Directory Indicator	DL
DIRNAME	Directory Name	DL
DIRQTY	Number of Directory Type Segments	DL
DIRQTYA	Number of Directories for Annual Delivery	DL
DIRQTYNC	Number of Directories Delivered on New Connect	DL
DIRSUB	Directory Subsection	DL
DIRTYP	Directory ID Type	DL
DISC NBR	Disconnect Telephone Number	EU
DISC NBR	Disconnect Telephone Number	LS
DLNM	Dual Name Listing	DL
DLNUM	Directory Listing Number	DL
DLNUM	Directory Listing Number	DSCR
DLTI	DID Telephone Line Identifier	DRS
DML	Direct Mail List	DL
DNA	Do Not Abbreviate	DL
DNUM	Disconnect Line Number	EU
DOI	Degree of Indent	DL
DPULSE	DID Type of Pulsing	DRS
DQTY	Disconnect Quantity	EU
DRC	Design Routing Code	LSR
DRTI	DID Route Index Number	DRS

- continued -

- continued -

Field Name	Field Description	Form/Screen
DSGCON	Design / Engineering Contact Name	LSR
DSGCON - CITY	Design / Engineering Contact City	LSR
DSGCON - EMAIL	Design / Engineering Contact Electronic Mail Address	LSR
DSGCON - FAX NO	Design / Engineering Contact Fascimile Number	LSR
DSGCON - FLOOR	Design / Engineering Contact Floor	LSR
DSGCON - ROOM/MAIL STOP	Design / Engineering Contact Room / Mail Stop	LSR
DSGCON - STATE	Design / Engineering Contact State	LSR
DSGCON - STREET	Design / Engineering Contact Street Address	LSR
DSGCON - TEL NO	Design / Engineering Contact Telephone Number	LSR
DSGCON - ZIP CODE	Design / Engineering Contact Telephone Number	LSR
DSGNL	DID Signaling	DRS
DSPTCH	Dispatch Required	LSR
DSR NO	Directory Service Request Number	DL
DSR NO	Directory Service Request Number	DSCR
DSTN	Disassociated Telephone Number	DRS
DSTNACT	Disassociated Telephone Number Activity	DRS
DSTNQ	Disassociated Telephone Number Quantity	DRS
DTK	DID Trunk Quality	DRS

- continued -

- continued -

Field Name	Field Description	Form/Screen
DTK DID DTGN	Trunk Group Number	DRS
DTKACT	DID Trunk Activity	DRS
DTKID	DID Trunk ID	DRS
DTNR	DID Telephone Number Range	DRS
DTNRACT	DID Telephone Number Activity	DRS
DTNRQ	DID Telephone Number Range	DRS
EA	Existing Advertising	DL
EATN	Existing Account Telephone Number	LSR
EBD	Effective Bill Date	LSR
EBP	Extended Billing Plan	LSR
ECCKT	Exchange Company Circuit ID	LS
ECCKT	Exchange Company Circuit ID	LSNP
ECCKT	Exchange Company Circuit ID	NP
ECCKT	Exchange Company Circuit ID	RS
ECCKT	Exchange Company Circuit ID	PS
ERL	End User Retaining Listing	EU
EU - BLDG	End User Building	EU
EU- CITY	End User City	EU
EU - FLOOR	End User Floor	EU
EU - NAME	End User Name	EU
EU - ROOM	End User Room	EU
EU - STATE	End User State	EU
EU - ZIP CODE	End User Zip Code	EU
EUMI	End User Moving Indicator	EU
EXP	Expedite	LSR
FA	Feature Activity	RS
FA	Feature Activity	PS

- continued -

- continued -

Field Name	Field Description	Form/Screen
FB - BILLCON	Final Bill Billing Contact Name	EU
FB - BILLCON - TEL NO	Final Bill Billing Contact Telephone Number	EU
FB - BILLNM	Final Billing Name	EU
FB - CITY	Final Bill City	EU
FB - FLOOR	Final Bill Floor	EU
FB - ROOM	Final Bill Room	EU
FB - SBILLNM	Final Bill Secondary Name	EU
FB - STATE	Final Bill State	EU
FB - STREET	Final Bill Street	EU
FB - ZIP CODE	Final Bill Zip Code	EU
FBI	Final Bill Information Indicator	EU
FEATURE	Feature Codes	RS
FEATURE	Feature Codes	PS
FEATURE DETAIL	Feature Detail	RS
FEATURE DETAIL	Feature Detail	PS
FPI	Freeze PIC Indicator	LSNP
FPI	Freeze PIC Indicator	NP
FPI	Freeze PIC Indicator	RS
FPI	Freeze PIC Indicator	PS
HA	Hunt Group Activity	LSR-HGI
HADDR	Header Address	DSCR
HID	Hunt Group Identifier	LSR-HGI
HLA	Line Hunt Group Activity	LSR-HGI
HNSTN	Header Non Standard Telephone Number	DSCR
HNTYP	Hunt Type Code	LSR-HGI
HNUM	Hunt Number	LSR-HGI

- continued -

- continued -

Field Name	Field Description	Form/Screen
HS	Header Status	DSCR
HT	Hunting Telephone Number	LSR-HGI
HTN	Header Telephone Number	DSCR
HTQTY	Hunt Group Quantity	LSR
HTSEQ	Hunting Sequence	LSR-HGI
IBT	ISDN BRI Type	EU
IMPCON	Implementation Contact	LSR
IMPCON - PAGER	Implementation Contact Pager Number	LSR
IMPCON - TEL NO	Implementation Contact Telephone	LSR
INADDR	Indent Level Address	DSCR
INIT	Initiator Identification	LSR
INIT - CITY	Initiator City	LSR
INIT - EMAIL	Initiator Electronic Mail Address	LSR
INIT - FAX NO	Initiator Facsimile Number	LSR
INIT - FLOOR	Initiator Floor	LSR
INIT - ROOM/MAIL STOP	Initiator Room/Mail Stop	LSR
INIT - STATE	Initiator State	LSR
INIT - STREET	Initiator Street Address	LSR
INIT - TEL NO	Initiator Telephone Number	LSR
INIT - ZIP CODE	Initiator Zip	LSR
INNSTN	Indent Level Non Standard Telephone Number	DSCR
INS1	Indent Level 1-6 Status	DSCR
INTEXT	Indent Level Text	DSCR
INTN	Indent Level Telephone Number	DSCR
ISPID	ISDN Service Profile Identification	RS

- continued -

- continued -

Field Name	Field Description	Form/Screen
IWBAN	Inside Wiring Bill Account Number	EU
IWCON	Inside Wire Contact	EU
IWCON - TEL NO	Inside Wire Contact Telephone Number	EU
IWJK	Inside Wire Jack Code	LS
IWJK	Inside Wire Jack Code	LSNP
IWJK	Inside Wire Jack Code	RS
IWJQ	Inside Wire Jack Quantity	LS
IWJQ	Inside Wire Jack Quantity	LSNP
IWJQ	Inside Wire Jack Quantity	RS
IWO	Inside Wiring Options	EU
JK CODE	Jack Code	LS
JK CODE	Jack Code	LSNP
JK CODE	Jack Code	RS
JK NUM	Jack Number	LS
JK NUM	Jack Number	LSNP
JK NUM	Jack Number	RS
JK POS	Jack Position	LS
JK POS	Jack Position	LSNP
JK POS	Jack Position	RS
JR	Jack Request	LS
JR	Jack Request	LSNP
JR	Jack Request	RS
LACT	Listing Activity Indicator	DL
LALO	Listed Address Location	DL
LALOC	Listed Address Locality	DL
LANO	Listed Address House Number	DL

- continued -

- continued -

Field Name	Field Description	Form/Screen
LAPR	Listed Address Prefix	DL
LASD	Listed Address Street Directional	DL
LASF	Listed Address House Number Suffix	DL
LASN	Listed Address Street Name	DL
LASS	Listed Address Street Suffix	DL
LAST	Listed Address State/Province	DL
LATH	Listed Address Thoroughfare	DL
LAZC	Listed Address Zip Code	DL
LCON - NAME	Local Contact Name	EU
LCON - TEL NO	Local Contact Telephone Number	EU
LEAN	Line Existing Account Number	LS
LEAN	Line Existing Account Number	LSNP
LEAN	Line Existing Account Number	NP
LEAN	Line Existing Account Number	RS
LEAN	Line Existing Account Number	PS
LEAN	Line Existing Account Number	DRS
LEATN	Line Existing Account Telephone Number	LS
LEATN	Line Existing Account Telephone Number	NP
LEATN	Line Existing Account Telephone Number	RS
LEATN	Line Existing Account Telephone Number	PS
LEATN	Line Existing Account Telephone Number	DRS
LEX	Local Exchange	DL
LID1	Scoping Zip	DL

- continued -

- continued -

Field Name	Field Description	Form/Screen
LID2	Additional Scoping Information	DL
LNA	Line Activity	LS
LNA	Line Activity	LSNP
LNA	Line Activity	NP
LNA	Line Activity	RS
LNA	Line Activity	PS
LNECLS SVS	Line Level Class of Service	RS
LNEX	Line Number Extension	RS
LNEX	Line Number Extension	PS
LNFN	Listed Name First	DL
LNLN	Listed Name Last	DL
LNPL	Listed Name Placement	DL
LNUM	Line Number	LS
LNUM	Line Number	LSNP
LNUM	Line Number	NP
LNUM	Line Number	RS
LNUM	Line Number	PS
LOCACT	Location Activity	EU
LOCNUM	Location Number	LSR-HGI
LOCNUM	Location Number	DL
LOCNUM	Location Number	DSCR
LOCNUM	Location Number	LS
LOCNUM	Location Number	LSNP
LOCNUM	Location Number	NP
LOCNUM	Location Number	RS
LOCNUM	Location Number	PS
LOCNUM	Location Number	DRS

- continued -

- continued -

Field Name	Field Description	Form/Screen
LOCNUM (Detail Level)	Location Number	EU
LOCNUM (Header Level)	Location Number	EU
LOCQTY	Location Quantity	LSR
LPIC	IntraLATA Presubscription Indicator Code	LSNP
LPIC	IntraLATA Presubscription Indicator Code	NP
LPIC	IntraLATA Presubscription Indicator Code	RS
LPIC	IntraLATA Presubscription Indicator Code	PS
LQTY	Loop Quantity	LS
LQTY	Loop Quantity	LSNP
LRN	Location Routing Number	LSNP
LRN	Location Routing Number	NP
LSO	Local Service Office	LSR
LSP AUTH	Local Service Provider Authorization	LSR
LSP AUTH DATE	Local Service Provider Authorization Date	LSR
LSP AUTH NAME	Local Service Provider Authorization Name	LSR
LSPAN	LSP's Authorization Number	LSR
LSR NO	Local Service Request Number	LSR
LST	Local Service Termination	LSR
LTEXT	Line of Text	DL
LTN	Listing Telephone Number	DL
LTOS	Line Type of Service	RS
LTOS	Line Type of Service	PS
LTXNUM	Line of Text Reference Number	DL

- continued -

- continued -

Field Name	Field Description	Form/Screen
LTXQTY	Number of Listing Text Segments	DL
LTXTY	Listing Text Type	DL
LTY	Listing Type	DL
LVL	Level of Indent	DSCR
MATN	Main/Alternate Telephone Number	RS
MATN	Main/Alternate Telephone Number	PS
MTN	Main Telephone Number	DL
NAME	End User Name	DL
NC	Network Channel Code	LSR
NCI	Network Channel Interface Code	LSR
NICK	Nickname	DL
NIDR	Network Interface Device Request	LS
NIDR	Network Interface Device Request	LSNP
NIDR	Network Interface Device Request	RS
NNSP	New Network Service Provider Identification	LSR
NO TYP	Number Type	LSR-HGI
NO TYP	Number Type	PS
NPI	Number Portability Indicator	LSNP
NPI	Number Portability Indicator	NP
NPI	Number Portability Indicator	RS
NPI	Number Portability Indicator	PS
NPI	Number Portability Indicator	DRS
NPQTY	Number Portability Quantity	LSNP

- continued -

- continued -

Field Name	Field Description	Form/Screen
NPQTY	Number Portability Quantity	NP
NPT	Number Portability Type	LSNP
NPT	Number Portability Type	NP
NPTG	Number Portability Trunk Group	LSNP
NPTG	Number Portability Trunk Group	NP
NRI	Negotiated Rate Indicator	LSR
NSTN	Non Standard Telephone Number	DL
OMSD	Omit From Secondary Directory	DL
OMTN	Omit TN	DL
ONSP	Old Network Service Provider Identification	LSR
ORD	Order Number	RS
ORD	Order Number	PS
ORD	Order Number	DRS
OTN	Out Telephone Number	RS
OTN	Out Telephone Number	PS
PBT	Pot Bay Type	LSR
PG_OF_	Page of	LSR
PG_OF_	Page of	LSR-HGI
PG_OF_	Page of	EU
PG_OF_	Page of	DL
PG_OF_	Page of	DSCR
PG_OF_	Page of	LS
PG_OF_	Page of	LSNP
PG_OF_	Page of	NP
PG_OF_	Page of	RS
PG_OF_	Page of	PS
PG_OF_	Page of	DRS

- continued -

- continued -

Field Name	Field Description	Form/Screen
PIC	InterLATA Presubscription Indicator Code	RS
PIC	InterLATA Presubscription Indicator Code	PS
PLA	Place Listing As	DL
PON	Purchase Order Number	LSR
PON	Purchase Order Number	LSR-HGI
PON	Purchase Order Number	EU
PON	Purchase Order Number	DL
PON	Purchase Order Number	DSCR
PON	Purchase Order Number	LS
PON	Purchase Order Number	LSNP
PON	Purchase Order Number	NP
PON	Purchase Order Number	RS
PON	Purchase Order Number	PS
PON	Purchase Order Number	DRS
PORTED NBR	Ported Telephone Number	LSNP
PORTED NBR	Ported Telephone Number	NP
PORTTYP	Port Type	LSR
PORTTYP	Port Type	PS
PPTN	Previous Provider Telephone Number	DL
PQTY	Port Quantity	PS
PRIBD	ISDN PRI "B" and "D" Channel	RS
PROF	Professional Indicator	DL
PROJECT	Project Identification	LSR
PTKCON	PBX Trunk Configuration	RS
PTKTYP	PBX Trunk Type	RS

- continued -

- continued -

Field Name	Field Description	Form/Screen
PTLI	PBX Lead Telephone Line	RS
PULSE	Type of Pulsing	RS
PULSE	Type of Pulsing	PS
RELAY RACK	Relay Rack	LS
RELAY RACK	Relay Rack	LSNP
RELAY RACK	Relay Rack	PS
REMARKS	Remarks	LSR
REMARKS	Remarks	EU
REMARKS	Remarks	DL
REMARKS	Remarks	LS
REMARKS	Remarks	LSNP
REMARKS	Remarks	NP
REMARKS	Remarks	PS
REMARKS	Remarks	DRS
REQTYP	Request Type	LSR
RORD	Related Order Number	LSR
RPON	Related Purchase Order Number	LSR
RSQTY	Resale Quantity	RS
RTI	Route Index	LSNP
RTI	Route Index	NP
RTR	Response Type Requested	LSR
RTY	Record Type	DL
SADLO	Service Address Descriptive Location	EU
SAN	Subscriber Authorization Number	LS
SAN	Subscriber Authorization Number	LSNP
SAN	Subscriber Authorization Number	RS
SAN	Subscriber Authorization Number	PS

- continued -

- continued -

Field Name	Field Description	Form/Screen
SANO	Service Address House Number	EU
SAPR	Service Address House Prefix	EU
SASD	Service Address Street Directional	EU
SASF	Service Address House Number Suffix	EU
SASN	Service Address Street Name	EU
SASS	Service Address Street Suffix	EU
SATH	Service Address Thoroughfare	EU
SBILLNM	Secondary Billing Name	LSR
SC	Service Center	LSR
SC1	Service Center 1	DL
SC1	Service Center 1	DSCR
SC2	Service Center 2	DL
SC2	Service Center 2	DSCR
SCA	Special Construction Authorization	LSR
SDI	Switched Data Identifier	RS
SDI	Switched Data Identifier	PS
SECNCI	Secondary Network Channel Interface Code	LSR
SEQADDR	Sequence Address	DSCR
SEQADDR1	Sequence Address Level 1-6	DSCR
SEQTEXT	Sequence Text	DSCR
SEQTEXT1	Sequence Text Level 1	DSCR
SEQTN	Sequence Telephone Number	DSCR
SEQTN1	Sequence Telephone Number Level 1-6	DSCR
SGNL	Signaling	RS

- continued -

- continued -

Field Name	Field Description	Form/Screen
SGNL	Signaling	PS
SHELF	Shelf	LS
SHELF	Shelf	LSNP
SHELF	Shelf	PS
SIC	Standard Industry Classification	DL
SLOT	Slot	LS
SLOT	Slot	LSNP
SLOT	Slot	PS
SM	Sequence Merge	DSCR
SO	Sequence Override	DSCR
SO1	Sequence Override Level 1-6	DSCR
SPEC	Service and Product Enhancement Code	LSR
SSIG	Start Signaling	RS
SSIG	Start Signaling	PS
SSN	Social Security Number	EU
STR	Street Address Directory	DL
STYC	Style Code	DL
SUP	Supplement Type	LSR
SYSTEM ID	System Identification	LS
SYSTEM ID	System Identification	LSNP
SYSTEM ID	System Identification	PS
TC FR	Transfer of Calls From	EU
TC FR	Transfer of Calls From	LS
TC FR	Transfer of Calls From	LSNP
TC FR	Transfer of Calls From	NP
TC FR	Transfer of Calls From	RS
TC FR	Transfer of Calls From	PS

- continued -

- continued -

Field Name	Field Description	Form/Screen
TC NAME	Transfer of Calls to Name	EU
TC NAME	Transfer of Calls to Name	LS
TC NAME	Transfer of Calls to Name	LSNP
TC NAME	Transfer of Calls to Name	NP
TC NAME	Transfer of Calls to Name	RS
TC NAME	Transfer of Calls to Name	PS
TC OPT	Transfer of Call Options	EU
TC OPT	Transfer of Call Options	LS
TC OPT	Transfer of Call Options	LSNP
TC OPT	Transfer of Call Options	NP
TC OPT	Transfer of Call Options	RS
TC OPT	Transfer of Call Options	PS
TC PER	Transfer of Calls Period	EU
TC PER	Transfer of Calls Period	LS
TC PER	Transfer of Calls Period	LSNP
TC PER	Transfer of Calls Period	NP
TC PER	Transfer of Calls Period	RS
TC PER	Transfer of Calls Period	PS
TC TO PRI	Transfer of Calls to Primary Number	EU
TC TO PRI	Transfer of Calls to Primary Number	LS
TC TO PRI	Transfer of Calls to Primary Number	LSNP
TC TO PRI	Transfer of Calls to Primary Number	NP
TC TO PRI	Transfer of Calls to Primary Number	RS

- continued -

- continued -

Field Name	Field Description	Form/Screen
TC TO PRI	Transfer of Calls to Primary Number	PS
TC TO SEC	Transfer of Calls to Secondary Number	EU
TC TO SEC	Transfer of Calls to Secondary Number	LS
TC TO SEC	Transfer of Calls to Secondary Number	LSNP
TC TO SEC	Transfer of Calls to Secondary Number	NP
TC TO SEC	Transfer of Calls to Secondary Number	RS
TC TO SEC	Transfer of Calls to Secondary Number	PS
TCID	Transfer of Calls to Identifier	EU
TCID	Transfer of Calls to Identifier	LS
TCID	Transfer of Calls to Identifier	LSNP
TCID	Transfer of Calls to Identifier	NP
TCID	Transfer of Calls to Identifier	RS
TCID	Transfer of Calls to Identifier	PS
TDT	Ten Digit Trigger	LSNP
TDT	Ten Digit Trigger	NP
TE	Tax Exemption	LSR
TER	Terminal Number	EU
TER	Terminal Number	LS
TER	Terminal Number	RS
TER	Terminal Number	PS
TIP	Telephone Line Identifier Type	LSR-HGI
TITLE1	Title of Address 1	DL
TITLE2	Title of Address 2	DL

- continued -

- continued -

Field Name	Field Description	Form/Screen
TL	Title of Lineage	DL
TLI	Telephone Number Identifier	LSR-HGI
TLI	Telephone Number Identifier	RS
TMKT	Telemarketing	DL
TNP	Total Number of Paths	LSNP
TNP	Total Number of Paths	NP
TNS	Telephone Numbers	RS
TNS	Telephone Numbers	PS
TOA	Type of Account	DL
TOS	Type of Service	LSR
TR FR	Transfer of Calls From	RS
TSP	Telecommunications Service Priority	LS
TSP	Telecommunications Service Priority	LSNP
TSP	Telecommunications Service Priority	RS
TSP	Telecommunications Service Priority	PS
TT	TDD	DL
VER	Version Identification	LSR
VER	Version Identification	LSR-HGI
VER	Version Identification	EU
VER	Version Identification	DL
VER	Version Identification	DSCR
VER	Version Identification	LS
VER	Version Identification	LSNP
VER	Version Identification	NP
VER	Version Identification	RS

- continued -

- continued -

Field Name	Field Description	Form/Screen
VER	Version Identification	PS
VER	Version Identification	DRS
VTA	Variable Term Agreement	LSR
WPP	White Page Products	DL
WSOP	Working Service on Premises	EU
YPH	Yellow Page Heading Code	DL
YPHV	Yellow Page Heading Verbiage	DL

33. Appendix C

33.1 Master Product Index

The following chart is a master product listing detailing the UNE and Resale Products/Services BellSouth currently offers to CLECs. The chart also informs a CLEC where to find detailed ordering information for each product. Please note that all non-complex resale products/services are captured generically under the Product Name “Non-Complex Resale Products/Services.” Similarly, the Enhanced Extended Links (EELs) are captured generically as “Enhanced Extended Links (EELs).” Please refer to the appropriate section for product specific information.

<i>MASTER PRODUCT INDEX</i>		
Product Name	Chapter Name	Section Name
2-Wire ADSL Loop	REQTYP A	xDSL Loops
2-Wire ADSL Loop with Number Portability	REQTYP B	xDSL Loops
2-Wire Analog Voice Non-Designed Loop	REQTYP A	REQTYP A Loops
2-Wire Analog Voice Non-Designed Loop with Number Portability (NP)	REQTYP B	REQTYP B Loops with NP
2-Wire HDSL Loop	REQTYP A	xDSL Loops
2-Wire HDSL Loop with Number Portability	REQTYP B	xDSL Loops
2-Wire Unbundled Copper Loop (Short)	REQTYP A	Unbundled Copper Loops
2-Wire Unbundled Copper Loop (Short) with Number Portability	REQTYP B	Unbundled Copper Loops
2-Wire Unbundled Copper Loop (Long)	REQTYP A	Unbundled Copper Loops
2-Wire Unbundled Copper Loop (Long) with Number Portability	REQTYP B	Unbundled Copper Loops
4-Wire Analog Voice Designed Loop	REQTYPA	REQTYP A Loops
4-Wire Analog Voice Designed Loop with Number Portability (NP)	REQTYP B	REQTYP B Loops with NP
4-Wire HDSL Loop	REQTYP A	xDSL Loops

- continued -

- continued -

<i>MASTER PRODUCT INDEX</i>		
Product Name	Chapter Name	Section Name
4-Wire HDSL Loop with Number Portability	REQTYP B	xDSL Loops
4-Wire Unbundled Copper Loop (Short)	REQTYP A	Unbundled Copper Loops
4-Wire Unbundled Copper Loop (Short) with Number Portability	REQTYP B	Unbundled Copper Loops
4-Wire Unbundled Copper Loop (Long)	REQTYP A	Unbundled Copper Loops
4-Wire Unbundled Copper Loop (Long) with Number Portability	REQTYP B	Unbundled Copper Loops
Analog Port/ Loop Combinations	REQTYP M	REQTYP M Port/Loop Combinations
Analog Ports	REQTYP F	REQTYP F Ports
BellSouth® AccuPulse®	Complex Products	BellSouth® AccuPulse®
BellSouth Asynchronous Transfer Mode (ATM) Technology	Complex Products	BellSouth Asynchronous Transfer Mode (ATM) Technology
BellSouth Frame Relay/ CDS/ BBEL - Fast Packet Services	Complex Products	BellSouth Frame Relay/ CDS/ BBEL - Fast Packet Services
BellSouth® MegaLink® Services	Complex Products	BellSouth® MegaLink® Services
BellSouth® MegaLink® Channel Services (Channelized T1)	Complex Products	BellSouth® MegaLink® Channel Services (Channelized T1)
BellSouth Native Mode LAN Interconnection (NMLI)	Complex Products	BellSouth Native Mode LAN Interconnection (NMLI)
BellSouth PayPhone Ordering for CLECs	Complex Products	BellSouth PayPhone Ordering for CLECs
BellSouth Primary Rate ISDN (PRI)	Complex Products	BellSouth Primary Rate ISDN (PRI)
BellSouth Private Line	Complex Products	BellSouth Private Line
BellSouth® SMARTRing®	Complex Products	BellSouth® SMARTRing®
BellSouth® Synchronet®	Complex Products	BellSouth® SynchroNet®

- continued -

- continued -

<i>MASTER PRODUCT INDEX</i>		
Product Name	Chapter Name	Section Name
Centrex	Complex Products	Centrex
Channelized DS-1 Interoffice Channel	REQTYP A	DS-1, DS-3, STS-1 Loop, Local Channel and Interoffice Channel
Channelized DS-1 Local Channel	REQTYP A	DS-1, DS-3, STS-1 Loop, Local Channel and Interoffice Channel
Channelized DS-3 Interoffice Channel	REQTYP A	DS-1, DS-3, STS-1 Loop, Local Channel and Interoffice Channel
Channelized DS-3 Local Channel	REQTYP A	DS-1, DS-3, STS-1 Loop, Local Channel and Interoffice Channel
Channelized STS-1 Interoffice Channel	REQTYP A	DS-1, DS-3, STS-1 Loop, Local Channel and Interoffice Channel
Channelized STS-1 Local Channel	REQTYP A	DS-1, DS-3, STS-1 Loop, Local Channel and Interoffice Channel
DID Resale Service	REQTYP N	N/A
Directory Listings/Services	REQTYP J	N/A
DS-0 (56 or 64 kbps) Digital, Data, Designed Loop	REQTYP A	REQTYP A Loops
DS-0 (56 or 64 kbps) Digital, Data, Designed Loop with Number Portability (NP)	REQTYP B	REQTYP B Loops with NP
DS-1 Digital, Data, Designed Loop	REQTYP A	REQTYP A Loops
Enhanced Extended Links (EELs)	REQTYP A	Enhanced Extended Links
ESSX®	Complex Products	ESSX®
Interim Number Portability (INP)	REQTYP C	Interim Number Portability
ISDN-BRI Digital, Designed Loop	REQTYP A	REQTYP A Loops
ISDN-BRI Digital, Designed Loop with Number Portability (NP)	REQTYP B	REQTYP B Loops with NP
ISDN-BRI Resale Service	REQTYP E	ISDN-BRI
ISDN-PRI Port/Loop Combination	REQTYP M	4- Wire ISDN-PRI
Local Number Portability (LNP)	REQTYP C	Local Number Portability

- continued -

- continued -

MASTER PRODUCT INDEX		
Product Name	Chapter Name	Section Name
MultiServ®/ MultiServ® Plus	Complex Products	MultiServ®/ MultiServ® Plus
Network Interface Devices (NIDs)	REQTYP A	Network Interface Devices
Non-Channelized DS-1 Interoffice Channel	REQTYP A	DS-1, DS-3, STS-1 Loop, Local Channel and Interoffice Channel
Non-Channelized DS-1 Local Channel	REQTYP A	DS-1, DS-3, STS-1 Loop, Local Channel and Interoffice Channel
Non-Channelized DS-1 Local Loop	REQTYP A	REQTYP A Loops (Digital, Data, Designed DS-1 Loop)
Non-Channelized DS-3 Interoffice Channel	REQTYP A	DS-1, DS-3, STS-1 Loop, Local Channel and Interoffice Channel
Non-Channelized DS-3 Local Channel	REQTYP A	DS-1, DS-3, STS-1 Loop, Local Channel and Interoffice Channel
Non-Channelized DS-3 Local Loop	REQTYP A	DS-1, DS-3, STS-1 Loop, Local Channel and Interoffice Channel
Non-Channelized STS-1 Interoffice Channel	REQTYP A	DS-1, DS-3, STS-1 Loop, Local Channel and Interoffice Channel
Non-Channelized STS-1 Local Channel	REQTYP A	DS-1, DS-3, STS-1 Loop, Local Channel and Interoffice Channel
Non-Channelized STS-1 Local Loop	REQTYP A	DS-1, DS-3, STS-1 Loop, Local Channel and Interoffice Channel
Non-Complex Resale Products/ Services	REQTYP E	Non-Complex
PBX Resale Service	REQTYP E	PBX
UNE P Bus/Res Port/ Loop Combination	REQTYP M	UNE P Bus/Res
Universal Digital Carrier (UDC)	REQTYP A	Universal Digital Carrier

EXHIBIT LCSC – 4

Local Exchange Ordering (LEO) Guide, Vol. 1

Local Exchange Ordering (LEO) Implementation Guide — Volume 1

**TCIF7
Network & Carrier Services**

Copyright

April, 2001

© BellSouth Telecommunications

Contents

Subject	Page
Introduction	xiii
Purpose	xiii
Version Information	xiii
1. Summary	1
1.1 Revisions	1
2. General Section	21
2.1 Introduction	21
2.2 Scope	21
2.3 Firm Order Confirmation (FOC)	22
2.4 Errors	22
2.5 Electronic System Downtime	22
2.6 Local Service Requests Requirements	23
2.7 Use of ADL (FID)	27
2.8 Data Element Layout	28
2.9 Mechanics of the LEO-IG	29
3. Glossary	31
3.1 Glossary of Data Elements	31
4. LSR - Local Service Request	51
4.1 General	51
4.2 LSR - Local Service Request Description	51
4.2.1 Key Information	51
4.2.2 Field Arrangement	51
4.3 LSR - Local Service Request Entries	54
4.3.1 Administrative Section	54
4.3.1.1 CCNA - Customer Carrier Name Abbreviation	54
4.3.1.2 PON - Purchase Order Number	55
4.3.1.3 VER - Version Identification	57
4.3.1.4 LSR NO. - Local Service Request Number	58
4.3.1.5 AN - Account Number	59
4.3.1.6 ATN - Account Telephone Number	60
4.3.1.7 SC - Service Center	61
4.3.1.8 D/SENT-CC - Date Sent Century (EDI Only)	62
4.3.1.9 D/SENT - Date Sent	63
4.3.1.10 DDD-CC - Desired Due Date Century Code (EDI Only)	65
4.3.1.11 DDD - Desired Due Date	66
4.3.1.12 DDDO-CC - Desired Due Date Out Century Code (EDI Only)	67

4.3.1.13	DDDO - Desired Due Date Out Date	68
4.3.1.14	DFDT - Desired Frame Due Time	69
4.3.1.15	PROJECT ID (EDI only) or PROJECT (TAG only) - Project Identification	70
4.3.1.16	CHC - Coordinated Hot Cut	71
4.3.1.17	REQTYP - Requisition Type and Status	72
4.3.1.18	ACT - Activity Type	74
4.3.1.19	SUP - Supplement Type	77
4.3.1.20	EXP - Expedite	78
4.3.1.21	RTR - Response Type Requested	79
4.3.1.22	CC - Company Code	80
4.3.1.23	AENG - Additional Engineering Authorization	81
4.3.1.24	ALBR - Additional Labor Authorization	82
4.3.1.25	SCA - Special Construction Authorization	83
4.3.1.26	AGAUTH - Agency Authorization Status	83
4.3.1.27	DATED-CC - Date of Agency Authorization Century Code (EDI Only)	84
4.3.1.28	DATED - Date of Agency Authorization	85
4.3.1.29	AUTHNM - Authorization Name	86
4.3.1.30	ACTL - Access Customer Terminal Location	87
4.3.1.31	APOT - Additional Point of Termination	88
4.3.1.32	LST - Local Service Termination CLLI	89
4.3.1.33	LSO - Local Serving Office	90
4.3.1.34	TOS - Type of Service	91
4.3.1.35	BCS - Basic Class of Service	92
4.3.1.36	SPEC - Service Product Enhancement Code	93
4.3.1.37	NC - Network Channel Code	95
4.3.1.38	NCI - Network Channel Interface Code	96
4.3.1.39	SECNCI - Secondary Network Channel Interface	98
4.3.1.40	RPON - Related Purchase Order Number	100
4.3.1.41	RORD - Related Order Number	102
4.3.1.42	TSP - Telecommunications Service Priority	103
4.3.1.43	SAN - Subscriber Authorization Number	104
4.3.1.44	LSP AUTH - Local Service Provider Authorization	105
4.3.1.45	LSPAUTHDATE-CC - Local Service Provider Authorization Date Century Code (EDI Only)	106
4.3.1.46	LSPAUTH-DATE - Local Service Provider Authorization Date	107
4.3.1.47	LSP AUTHNAME - Local Service Provider Authorization Name	107
4.3.1.48	CIC - Carrier Identification Code	108
4.3.1.49	CUST - Customer Name	109
4.3.2	Bill Section	110
4.3.2.1	BI1 — Billing Account Number Identifier 1	110
4.3.2.2	BAN1 - Billing Account Number 1	111
4.3.2.3	BI2 - Billing Account Number Identifier 2	113
4.3.2.4	BAN2 - Billing Account Number 2	114
4.3.2.5	ACNA - Access Customer Name Abbreviation	116

4.3.2.6	EBD-CC - Effective Bill Date Century Code (EDI Only)	117
4.3.2.7	EBD - Effective Bill Date	118
4.3.2.8	BILLNM - Billing Name	119
4.3.2.9	SBILLNM - Secondary Bill Name	119
4.3.2.10	TE - Tax Exemption	120
4.3.2.11	BILLNM-STREET - Billing Name Street	121
4.3.2.12	BILLNM-FLOOR - Billing Name Floor	122
4.3.2.13	BILLNM-ROOM - Billing Name Room	123
4.3.2.14	BILLNM-CITY - Billing Name City	123
4.3.2.15	BILLNM-STATE - Billing Name State	124
4.3.2.16	BILLNM-ZIP CODE - Billing Name Zip Code	125
4.3.2.17	BILLCON - Billing Contact Name	126
4.3.2.18	BILLCON-TEL NO. - Billing Contact Telephone Number	127
4.3.2.19	VTA - Variable Term Agreement	128
4.3.2.20	VTA DESC - Variable Term Agreement Description (TAG Only)	129
4.3.3	Contact Section	130
4.3.3.1	INIT - Initiator Name	130
4.3.3.2	INIT-TEL NO. - Initiator Telephone Number	131
4.3.3.3	INIT-FAX NO. - Initiator Facsimile Number	132
4.3.3.4	INIT-STREET - Initiator Street Address	132
4.3.3.5	INIT-FLOOR - Initiator Floor	133
4.3.3.6	INIT-ROOM/MAIL STOP - Initiator Room/Mail Stop	134
4.3.3.7	INIT-CITY - Initiator City	135
4.3.3.8	INIT-STATE - Initiator State	136
4.3.3.9	INIT-ZIP CODE - Initiator Zip Code	137
4.3.3.10	IMPCON - Implementation Contact Name	137
4.3.3.11	IMPCON-TEL NO. - Implementation Contact Telephone Number	138
4.3.3.12	IMPCON-PAGER - Implementation Contact Pager Number	139
4.3.3.13	ALTIMPCON - Alternate Implementation Contact	140
4.3.3.14	ALTIMPCON-TEL NO. - Alternate Implementation Contact Telephone Number	141
4.3.3.15	ALTIMPCON-PAGER - Alternate Implementation Contact Pager Number	142
4.3.3.16	DSGCON - Design/Engineering Contact Name	143
4.3.3.17	DRC - DESIGN ROUTING CODE	144
4.3.3.18	DSGCON-TEL NO. - Design/Engineering Contact Telephone Number	145
4.3.3.19	DSGCON-FAX NO. - Design/Engineering Contact Facsimile Number	145
4.3.3.20	DSGCON-EMAIL - Design/engineering Electronic Mail Address	146
4.3.3.21	DSGCON-STREET - Design/Engineering Contact Street Address	147
4.3.3.22	DSGCON-FLOOR - Design/Engineering Contact Floor	148
4.3.3.23	DSGCON-ROOM/MAIL STOP - Design/Engineering Contact Room/Mail Stop	149
4.3.3.24	DSGCON-CITY - Design/Engineering Contact City	149
4.3.3.25	DSGCON-STATE - Design/Engineering Contact State	150
4.3.3.26	DSGCON-ZIP CODE - Design/Engineering Contact Zip Code	151
4.3.3.27	REMARKS - Remarks	152
5.	EU - End User Information	155

5.1	Introduction	155
5.2	EU — End User Description	155
5.3	Key Information	155
5.4	Field Arrangement	155
5.5	EU — End User Entries	156
5.5.1	Administration Section (Location and Access Section)	156
5.5.1.1	EU-NAME - End User Name	156
5.5.1.2	EU-STREET 1 - End User Street Address 1	157
5.5.1.3	EU-STREET 2 - End User Street Address 2	158
5.5.1.4	EU-FLOOR - End User Floor	159
5.5.1.5	EU-ROOM/UNIT - End User Room/Unit	160
5.5.1.6	EU-BLDG - End User Building	162
5.5.1.7	EU-CITY - End User City	163
5.5.1.8	EU-STATE - End User State	164
5.5.1.9	EU-ZIP CODE - End User Zip Code	165
5.5.1.10	LCON-NAME - Local Contact Name	166
5.5.1.11	LCON-TEL NO. - Local Contact Telephone Number	167
5.5.1.12	EUMI - End User Moving Indicator	167
5.5.1.13	ACC - Access Instructions	168
5.5.2	Inside Wire Section	169
5.5.2.1	IWO - Inside Wiring Options	169
5.5.2.2	IW BAN - Inside Wire Billing Account Number	170
5.5.2.3	IWCON-NAME - Inside Wire Contact Name	171
5.5.2.4	IWCON-TEL NO. - Inside Wire Contact Telephone Number	172
5.5.3	Bill Section	173
5.5.3.1	LOCBAN - Local Billing Account Number (Main Account Number)	173
5.5.3.2	EAN - Existing Account Number	174
5.5.3.3	EATN - Existing Account Telephone Number	175
5.5.3.4	FBI - Final Bill Information	176
5.5.3.5	FB-BILLNM - Final Billing Name	177
5.5.3.6	FB-SBILLNM - Final Bill Secondary Bill Name	178
5.5.3.7	FB-STREET - Final Bill Street	179
5.5.3.8	FB-FLOOR - Final Bill Floor	180
5.5.3.9	FB-ROOM - Final Bill Room	181
5.5.3.10	FB-CITY - Final Bill City	182
5.5.3.11	FB-STATE - Final Bill State	182
5.5.3.12	FB-ZIP CODE - Final Bill Zip Code	183
5.5.3.13	FBCON - Final Billing Contact Name	184
5.5.3.14	FBCON-TEL NO. - Final Bill Contact Telephone Number	185
6.	RS - Resale Service	187
6.1	Introduction	187
6.2	RS - Resale Service Description	187
6.2.1	Field Arrangement	187
6.3	RS - Resale Service Entries	188

6.3.1	Service Details	188
6.3.1.1	REFNUM - Reference Number	188
6.3.1.2	LNA - Line Activity	189
6.3.1.3	TN - Telephone Number	190
6.3.1.4	TER - Terminal Number	191
6.3.1.5	OTN - Out Telephone Number	191
6.3.1.6	CKR - Customer Circuit Reference	192
6.3.1.7	ECCKT - Exchange Company Circuit ID	192
6.3.1.8	FPI - Freeze PIC Indicator	193
6.3.1.9	PIC - Primary Interexchange Carrier	194
6.3.1.10	LPIC - IntraLATA Pre-subscription Indicator Code	195
6.3.1.11	TC OPT - Transfer of Call Options	195
6.3.1.12	TCTO-PRIMARY - Transfer of Calls To (Primary)	196
6.3.1.13	TCTO-SECONDARY - Transfer of Calls To (Secondary)	197
6.3.1.14	TC NAME-PRIMARY - Transfer of Calls to Primary Name.	197
6.3.1.15	TC NAME-SECONDARY - Transfer of Calls to Secondary Name	197
6.3.1.16	TC PER-CC - Transfer of Calls Period Century Code (EDI Only)	198
6.3.1.17	TC PER - Transfer of Calls Period Date	199
6.3.1.18	SGNL - Signaling	199
6.3.1.19	PULSE - Type of Pulsing	200
6.3.1.20	DOP NUM - Digits Outpulsed	201
6.3.1.21	NUM ST - Quantity of Stations Requested	201
6.3.1.22	ACTST - Number of Stations Activated	202
6.3.1.23	TBE - Toll Billing Exception	202
6.3.1.24	CFA - Connecting Facility Assignment	203
6.3.1.25	FA - Feature Activity	204
6.3.1.26	FEATURE - Feature Codes	204
6.3.1.27	FEATURE DETAIL	205
6.3.1.28	HUNTING	206
6.3.1.29	HUNT GROUP ID	206
6.3.1.30	LNECLS SVC - Line Level Class of Service	206
7.	Directory Listings Service Information	209
7.1	Introduction	209
7.2	Directory Listings / Service Description	209
7.2.1	Field Arrangement	209
7.3	Directory Entries / Services Entries	210
7.3.1	REFNUM - Reference Number	210
7.3.2	LIST - Listed Name Code	211
7.3.3	LN - Listed Name	213
7.3.4	LISTED NAME OVERFLOW	214
7.3.5	LA - Listed Address	215
7.3.6	YPH - Yellow Page Heading Code	216
7.3.7	WPQTY - Quantity Of White Page Books	217
7.3.8	YPQTY - Quantity of Yellow Page Books	218

7.3.9	DDA-NAME - Directory Delivery Name	218
7.3.10	DDA-NAME 2 - Additional Directory Delivery Name Information	219
7.3.11	DDA-ADDRESS 1 - Directory Delivery Addresss 1	220
7.3.12	DDA-ADDRESS 2 - Directory Delivery Address 2	220
7.3.13	DDA-CITY - Directory Delivery City	221
7.3.14	DDA-STATE - Directory Delivery State	221
7.3.15	DDA-ZIP CODE - Directory Delivery Zip Code	222
7.3.16	SIC CODE	223
7.3.17	DIRDATE-CC - Advance Directory Listing Date Century Code (EDI Only)	224
7.3.18	DIRDATE - Advance Directory Listing Closing Date	225
7.3.19	LNA - Line Activity	226
7.3.20	TN - Telephone Number	226
8.	NP - Number Portability	227
8.1	Introduction	227
8.2	NP - Number Portability Description	227
8.2.1	Field Arrangement	227
8.3	NP - Number Portability Entries	228
8.3.1	REFNUM - Reference Number	228
8.3.2	TN - Telephone Number	229
8.3.3	TNP - Total Number of Paths	229
8.3.4	CFTN - Call Forward To Number	230
8.3.5	INPT/NPT - (Interim) Number Portability Type	230
8.3.6	RTI - Route Index	231
8.3.7	INPTG - (Interim) Number Portability Trunk Group	231
8.3.8	TBE - Toll Billing Exception	232
8.3.9	TC OPT - Transfer of Calls Options	232
8.3.10	TCTO-PRIMARY - Transfer of Calls To Primary Number	233
8.3.11	TCTO-SECONDARY - Transfer of Calls To Secondary Number	234
8.3.12	TC NAME-PRIMARY - Transfer of Calls To Primary Name	234
8.3.13	TC NAME-SECONDARY - Transfer of Calls To Secondary Name	235
8.3.14	TC PER-CC - Transfer of Calls Period Century Code (EDI Only)	235
8.3.15	TC PER-DATE - Transfer of Calls Period Date	236
8.3.16	CKR-Customer Circuit Reference	236
8.3.17	LNA- Line Activity	237
8.3.18	LRN-Location Routing Number	238
8.3.19	TDT-Ten Digit Trigger	238
9.	Loop w/NP - Loop Service with Number Portability	239
9.1	Introduction	239
9.2	Loop w/NP - Loop with Number Portability Description	239
9.2.1	Field Arrangement	239
9.3	Loop w/NP - Loop with Number Portability Entries	240
9.3.1	REFNUM - Reference Number	240
9.3.2	CKR - Customer Circuit Reference	241
9.3.3	ECCKT - Exchange Company Circuit ID	241

9.3.4	CFA - Connecting Facility Assignment	242
9.3.5	SYSTEM ID - System Identification	244
9.3.6	CABLE ID - Cable Identification	244
9.3.7	SHELF - Shelf	245
9.3.8	SLOT - Slot	245
9.3.9	RELAY RACK - Relay Rack	246
9.3.10	CHAN/PAIR - Channel/Pair	246
9.3.11	TN - Telephone Number	247
9.3.12	TNP - Total Number of Paths	247
9.3.13	CFTN - Call Forward To Number	247
9.3.14	INPT/NPT - (Interim) Number Portability Type	248
9.3.15	RTI - Route Index	249
9.3.16	INPTG - (Interim) Number Portability Trunk Group	249
9.3.17	TBE - Toll Billing Exception	250
9.3.18	TC OPT - Transfer of Calls Options	250
9.3.19	TCTO-PRIMARY - Transfer of Calls To Primary Number	251
9.3.20	TCTO-SECONDARY - Transfer of Calls To Secondary Number	251
9.3.21	TC NAME- PRIMARY - Transfer of Calls To Primary Name	252
9.3.22	TC NAME-SECONDARY - Transfer of Calls To Secondary Name	252
9.3.23	TC PER DATE-CC - Transfer of Calls Period Century Code (EDI Only)	253
9.3.24	TC PER-DATE - Transfer of Calls Period Date	253
9.3.25	LNA - Line Activity	254
10.	LS - Loop Service	255
10.1	Introduction	255
10.2	LS - Loop Service Description	255
10.2.1	Field Arrangement	255
10.3	LS - Loop Service Entries	256
10.3.1	REFNUM - Reference Number	256
10.3.2	CKR - Customer Circuit Reference	257
10.3.3	ECCKT - Exchange Company Circuit ID	257
10.3.4	CFA - Connecting Facility Assignment	258
10.3.5	SYSTEM ID - System Identification	260
10.3.6	CABLE ID - Cable Identification	260
10.3.7	SHELF - Shelf	260
10.3.8	SLOT - Slot	261
10.3.9	RELAY RACK - Relay Rack	261
10.3.10	CHAN/PAIR - Channel/Pair	262
10.3.11	OTN - Telephone Number	262
10.3.12	TER - Terminal Number	263
10.3.13	TC OPT - Transfer of Calls Options	263
10.3.14	TCTO-PRIMARY - Transfer of Calls To Primary Number	264
10.3.15	TCTO-SECONDARY - Transfer of Calls To Secondary Number	264
10.3.16	TC NAME-PRIMARY - Transfer of Calls To Primary Name	265
10.3.17	TC NAME-SECONDARY - Transfer of Calls To Secondary Name	265

10.3.18	TC PER-CC - Transfer of Calls Century Code (EDI Only)	266
10.3.19	TC PER-DATE - Transfer of Calls Period Date	266
10.3.20	LNA - Line Activity	267
10.3.21	TN - Telephone Number	268
11.	PS - Port Service	269
11.1	General	269
11.2	PS - Port Service Description	269
11.2.1	Field Arrangement	269
11.3	PS - Port Service Entries	270
11.3.1	ORD - Order Number	270
11.3.2	HUNTING	271
11.3.2.1	HUNT GROUP ID	271
11.3.3	REFNUM - Reference Number	271
11.3.4	LNA - Line Activity	272
11.3.5	TN - Telephone Number	273
11.3.6	TER - Terminal Number	273
11.3.7	OTN - Out/Old Telephone Number	274
11.3.8	FPI - Freeze PIC Indicator	274
11.3.9	PIC - Primary Interexchange Carrier	275
11.3.10	LPIC - IntraLATA Pre-subscription Indicator Code	276
11.3.11	TC OPT - Transfer of Call Options	276
11.3.12	TCTO-PRIMARY - Transfer of Calls To Primary	277
11.3.13	TCTO-Secondary - Transfer of Calls To Secondary	278
11.3.14	TC NAME-PRIMARY - Transfer of Calls To Primary Name	278
11.3.15	TC NAME-SECONDARY - Transfer of Calls To Secondary Name	279
11.3.16	TC PER-CC - Transfer of Calls Period Century (EDI Only)	279
11.3.17	TC PER-DATE - Transfer of Calls Period Date	280
11.3.18	SYSTEM ID - System Identification	280
11.3.19	CABLE ID - Cable Identification	281
11.3.20	SHELF - Shelf	281
11.3.21	SLOT - Slot	282
11.3.22	CHAN/PAIR - Channel/Pair	282
11.3.23	CFA - Connecting Facility Assignment	283
11.3.24	SGNL - Signaling	284
11.3.25	PULSE - Type of Pulsing	285
11.3.26	TBE - Toll Billing Exception	285
11.3.27	FA - Feature Activity	286
11.3.28	FEATURE - Feature Codes	286
11.3.29	FEATURE DETAIL - Feature Detail	287
11.3.30	LNECLS SVC - Line Class of Service	288
12.	Returned Response Types	289
12.1	Data Elements For Returned Response Types	289
12.2	General	291
12.3	Response Entries	291

12.3.1	Administrative Section	291
12.3.1.1	CCNA - Customer Carrier Name Abbreviation	291
12.3.1.2	CC	292
12.3.1.3	PON - Purchase Order Number	292
12.3.1.4	VER	292
12.3.1.5	AN * - Account Number	292
12.3.1.6	ATN - Account Telephone Number	293
12.3.1.7	LSR NO. - Local Service Request Number	293
12.3.1.8	ORD * - Order Number	293
12.3.1.9	RORD * - Related Order Number	294
12.3.1.10	INIT	294
12.3.1.11	INIT-TEL NO. - Telephone Number	294
12.3.1.12	DT/SENT - Date Sent	295
12.3.1.13	REP- Provider Contact Representative	295
12.3.1.14	REP-TEL NO. - Provider Contact Representative's Telephone Number	295
12.3.1.15	CHC - Coordinated Hot Cut	296
12.3.1.16	FDT * - Frame Cutover Time	296
12.3.1.17	DD * - Due Date	296
12.3.1.18	EBD * - Effective Bill Date	297
12.3.1.19	LOCBAN * - Local Billing Account Number (Main Account Number)	297
12.3.1.20	BI1 - Billing Account Number Identifier 1	298
12.3.1.21	BAN1 * - Billing Account Number 1	298
12.3.1.22	BI2 - Billing Account Number Identifier 2	299
12.3.1.23	BAN2 * - Billing Account Number 2	299
12.3.1.24	REFNUM - Reference Number	299
12.3.1.25	DSGCON - Design Engineering Contact	300
12.3.1.26	ECCKT - Exchange Company Circuit ID	300
12.3.1.27	ERROR-CODE	300
12.3.1.28	ERROR-MSG	301
12.3.1.29	TN - Telephone Number	301
12.3.1.30	OTN - Out Telephone Number	301
12.3.1.31	CKR - Customer Circuit Reference	302
12.3.1.32	CFA - Connecting Facility Assignment	302
12.3.1.33	L-ORD * - Loop Order Number	302
12.3.1.34	INPORD * - Interim Number Port Order Number	303
12.3.1.35	PORTED-NBR - Ported Telephone Number	303
12.3.1.36	RTI - Route Index	303
12.3.1.37	TER - Terminal Number	303
12.3.1.38	SYSTEM ID - System Identification	304
12.3.1.39	CABLE ID - Cable Identification	304
12.3.1.40	SHELF - Shelf	304
12.3.1.41	SLOT - Slot	305
12.3.1.42	STATUS-CODE	305
12.3.1.43	STATUS-MSG	305

12.3.1.44	RELAY RACK - Relay Rack	306
12.3.1.45	CHAN/PAIR - Channel Pair	306
12.3.1.46	REMARKS - Remarks	306
13.	Complex Services	307
13.1	Description	307
13.1.1	BellSouth® Basic Rate ISDN (BRI)	307
13.1.1.1	BellSouth® Basic Rate ISDN (BRI) Electronic Ordering Instructions	307
13.1.2	BellSouth® SynchroNet® Service Business Requirements For Electronic Ordering	309
13.1.2.1	REQTYP E - BellSouth® SynchroNet® Resale Service	309
13.1.3	Bellsouth® PBX Service	311
14.	Jeopardy	315
14.1	General	315
14.2	Jeopardy Description	315

Introduction

Purpose

This is Volume 1 document version 7U , Month 0000 edition , of the BellSouth Local Exchange Ordering-Implementation Guide (LEO-IG). The purpose of this IG is to provide a common point of reference to simplify the electronic ordering process for CLECs that conduct business with BellSouth and have converted to TCIF Issue 7.

It is highly recommended that CLECs have access to the Internet and the World Wide Web because BellSouth provides a wealth of information to its customers in this format and much of this document is used in conjunction with other documents that are posted on the Internet for CLEC convenience.

The following is a listing of documents that may be utilized by CLECs in ordering with BellSouth:

- LEO-IG, Volume 1 – Provides the basic “collective” Business rules for processing Local Service Requests (LSRs) via Electronic Data Interface (EDI).
- LEO-IG, Volume 4 – Provides programming instructions for EDI users.
- Telecommunications Access Gateway (TAG*) API Reference Guide – Serves as a programmer’s guide for the BellSouth Telecommunications Access Gateway (TAG*) Client Application Program Interface (API).
- Local Exchange Navigation System (LENS) User Guide – Provides user requirements for LENS users.
- CLEC USOC Manual (Product Catalog) – Provides USOCs (Universal Service Order Codes) and FIDs (Field Identifiers), by state.

* LEO-IG Volume 1 is applicable to TAG [Version 2.X]

This document is intended to reflect, in as accurate a manner as possible, current electronic system programming. BellSouth Telecommunications, Inc., and its subsidiaries, affiliates, officers, directors, and employees are not liable nor responsible for inaccuracies which may be present in this documentation. Please report any discrepancies you may find to your account team.

This information is based upon the Ordering & Billing Forum (OBF) industry consensus approved guidelines, found in the Local Service Ordering Guidelines (LSOG) document. The LSOG may be obtained by contacting the Alliance for Telecommunications Industry Solutions (ATIS) at 202/628-6380, website:

www.atis.org

Version Information

April 30, 2001 – Issue 7V

1. Summary

1.1 Revisions

This quick glance describes revisions for LEO-IG Volume 1 (TCIF7).

Table A LEO-IG Volume 1 (Issue 7V)

Local Exchange Ordering-Implementation Guide Volume 1 (Issue 7V)						
Posting Date 04/30/2001						
CRB-CR#	Section	Field Name	REQ TYP	ACT	Usage CHG TO	DESCRIPTION
2249	Data Element Dictionary	CHC	B	N	C	-
2595	Data Element Dictionary	LSO	-	-	-	Added Note: " BellSouth will obtain this information according to the end user address populated on the End User screen to process the request. "
2596	Data Element Dictionary	EU-STREET1	-	-	-	Added Note: " On ACTTYPs C, D, SS, RS, and W BellSouth will obtain the address by using the telephone number at the existing address to process the request. "
2453	Data Element Dictionary	LIST	-	-	-	Added Note: " Only one Main Listing allowed per Account. "

Previous Updates

Table B LEO-IG Volume 1 (Issue 7U)

Local Exchange Ordering-Implementation Guide Volume 1 (Issue 7U)						
Posting Date 01/31/00						
CRB - CR#	SECTION	FIELD NAME	REQ TYP	ACT	USAGE CHG TO	DESCRIPTION
2486	Introduction	-	-	-	-	Added * (asterisk) to indicate "LEO-IG Volume 1 is applicable to TAG [Version2.X]".
2387	General (Flow Through)	-	-	-	-	Updated Flow list to remove "Unbundled Loop-Analog 2W, SL1, SL2" and add "Ports" to the "following is a list that will NOT flow through
2453	Data Element Dictionary	LIST	-	-	-	Added Note below Usage table.

- continued -

Table B LEO-IG Volume 1 (Issue 7U) (continued)

Local Exchange Ordering-Implementation Guide Volume 1 (Issue 7U)						
Posting Date 01/31/00						
CRB - CR#	SECTION	FIELD NAME	REQ TYP	ACT	USAGE CHG TO	DESCRIPTION
2456	Returned Response Types (Data Elements For Returned Response Types)	-	-	-	-	Added additional clarifying information to indicate return response type conditions.
2456	Returned Response Types (Data Elements For Returned Response Types table)	AN	-	-	-	Added * (asterisk) to indicate "Response data may be different from the data sent in the LSR record. Refer to the FOC, CN, POS, Jeopardy Clarification and/or Reject Response". Added ' X ' to SATUS(POS) and JEOPARDY (columns).
2456	Returned Response Types (Data Elements For Returned Response Types table)	ORD	-	-	-	Added * (asterisk) to indicate "Response data may be different from the data sent in the LSR record. Refer to the FOC, CN, POS, Jeopardy Clarification and/or Reject Response". Removed ' X ' from REJECT (column).
2456	Returned Response Types (Data Elements For Returned Response Types table)	RORD	-	-	-	Added * (asterisk) to indicate "Response data may be different from the data sent in the LSR record. Refer to the FOC, CN, POS, Jeopardy Clarification and/or Reject Response". Removed ' X ' from REJECT (column).
2456	Returned Response Types (Data Elements For Returned Response Types table)	FDT	-	-	-	Added * (asterisk) to indicate "Response data may be different from the data sent in the LSR record. Refer to the FOC, CN, POS, Jeopardy Clarification and/or Reject Response". Removed ' X ' from REJECT (column).
2456	Returned Response Types (Data Elements For Returned Response Types table)	DD	-	-	-	Added * (asterisk) to indicate "Response data may be different from the data sent in the LSR record. Refer to the FOC, CN, POS, Jeopardy Clarification and/or Reject Response". Removed ' X ' from REJECT (column).
2456	Returned Response Types (Data Elements For Returned Response Types table)	EBD	-	-	-	Added * (asterisk) to indicate "Response data may be different from the data sent in the LSR record. Refer to the FOC, CN, POS, Jeopardy Clarification and/or Reject Response". Removed ' X ' from REJECT (column).
2456	Returned Response Types (Data Elements For Returned Response Types table)	LOCBAN	-	-	-	Added * (asterisk) to indicate "Response data may be different from the data sent in the LSR record. Refer to the FOC, CN, POS, Jeopardy Clarification and/or Reject Response". Removed ' X ' from REJECT (column).

- continued -

Table B LEO-IG Volume 1 (Issue 7U) (continued)

Local Exchange Ordering-Implementation Guide Volume 1 (Issue 7U)						
Posting Date 01/31/00						
CRB - CR#	SECTION	FIELD NAME	REQ TYP	ACT	USAGE CHG TO	DESCRIPTION
2456	Returned Response Types (Data Elements For Returned Response Types table)	BAN1	-	-	-	Added * (asterisk) to indicate "Response data may be different from the data sent in the LSR record. Refer to the FOC, CN, POS, Jeopardy Clarification and/or Reject Response".
2456	Returned Response Types (Data Elements For Returned Response Types table)	BAN2	-	-	-	Added * (asterisk) to indicate "Response data may be different from the data sent in the LSR record. Refer to the FOC, CN, POS, Jeopardy Clarification and/or Reject Response".
2456	Returned Response Types (Data Elements For Returned Response Types table)	REFNUM	-	-	-	Removed 'X' from STATUS (POS), and JEOPARDY (columns).
2456	Returned Response Types (Data Elements For Returned Response Types table)	ECCKT	-	-	-	Added * (asterisk) to indicate "Response data may be different from the data sent in the LSR record. Refer to the FOC, CN, POS, Jeopardy Clarification and/or Reject Response". Added 'X' to REJECT (column).
2456	Returned Response Types (Data Elements For Returned Response Types table)	ERROR-CODE	-	-	-	Removed 'X' from STATUS (POS) and JEOPARDY (columns).
2456	Returned Response Types (Data Elements For Returned Response Types table)	ERROR-MSG	-	-	-	Removed 'X' from STATUS (POS) and JEOPARDY (columns).
2456	Returned Response Types (Data Elements For Returned Response Types table)	OTN	-	-	-	Removed 'X' from STATUS (POS) and JEOPARDY (columns).
2456	Returned Response Types (Data Elements For Returned Response Types table)	CKR	-	-	-	Removed 'X' from STATUS (POS) and JEOPARDY (columns).
2456	Returned Response Types (Data Elements For Returned Response Types table)	CFA	-	-	-	Removed 'X' from STATUS (POS) and JEOPARDY (columns).

- continued -

Table B LEO-IG Volume 1 (Issue 7U) (continued)

Local Exchange Ordering-Implementation Guide Volume 1 (Issue 7U)						
Posting Date 01/31/00						
CRB - CR#	SECTION	FIELD NAME	REQ TYP	ACT	USAGE CHG TO	DESCRIPTION
2456	Returned Response Types (Data Elements For Returned Response Types table)	L-ORD	-	-	-	Added * (asterisk) to indicate "Response data may be different from the data sent in the LSR record. Refer to the FOC, CN, POS, Jeopardy Clarification and/or Reject Response". Removed 'X' from REJECT, STATUS (POS) , and JEOPARDY (columns).
2456	Returned Response Types (Data Elements For Returned Response Types table)	INPORD	-	-	-	Added * (asterisk) to indicate "Response data may be different from the data sent in the LSR record. Refer to the FOC, CN, POS, Jeopardy Clarification and/or Reject Response". Removed 'X' from REJECT, (column).
2456	Returned Response Types (Data Elements For Returned Response Types table)	PORTED NBR	-	-	-	Removed 'X' from STATUS (POS), and JEOPARDY (columns).
2456	Returned Response Types (Data Elements For Returned Response Types table)	RTI	-	-	-	Removed 'X' from STATUS (POS), and JEOPARDY (columns).
2456	Returned Response Types (Data Elements For Returned Response Types table)	CABLE ID	-	-	-	Removed 'X' from STATUS (POS), and JEOPARDY (columns).
2456	Returned Response Types (Data Elements For Returned Response Types table)	SHELF	-	-	-	Removed 'X' from STATUS (POS), and JEOPARDY (columns).
2456	Returned Response Types (Data Elements For Returned Response Types table)	SLOT	-	-	-	Removed 'X' from STATUS (POS), and JEOPARDY (columns).
2456	Returned Response Types (Data Elements For Returned Response Types table)	RELAY RACK	-	-	-	Removed 'X' from STATUS (POS), and JEOPARDY (columns).
2456	Returned Response Types (Data Elements For Returned Response Types table)	CHAN/ PAIR	-	-	-	Removed 'X' from STATUS (POS), and JEOPARDY (columns).
2456	Returned Response Types (Data Elements For Returned Response Types table)	-	-	-	-	Added below : " * = Response data may be different from the data sent in the LSR record. Refer to the FOC, CN, POS, Jeopardy Clarification and/or Reject Response."

- continued -

Table B LEO-IG Volume 1 (Issue 7U) (continued)

Local Exchange Ordering-Implementation Guide Volume 1 (Issue 7U)						
Posting Date 01/31/00						
CRB - CR#	SECTION	FIELD NAME	REQ TYP	ACT	USAGE CHG TO	DESCRIPTION
2456	Returned Response Types (Response Entries)	CCNA	-	-	-	Added to Usage: paragraph the available return response type information. Added * (asterisk) to indicate "Response data may be different from the data sent in the LSR record. Refer to the FOC, CN, POS, Jeopardy Clarification and/or Reject Response".
2456	Returned Response Types (Response Entries)	CC	-	-	-	Added to Usage: paragraph the available return response type information.
2456	Returned Response Types (Response Entries)	PON	-	-	-	Added to Usage: paragraph the available return response type information.
2456	Returned Response Types (Response Entries)	VER	-	-	-	Added to Usage: paragraph the available return response type information.
2456	Returned Response Types (Response Entries)	AN	-	-	-	Added to Usage: paragraph the available return response type information. Added return response type information for LNP. Added * (asterisk) to indicate "Response data may be different from the data sent in the LSR record. Refer to the FOC, CN, POS, Je
2456	Returned Response Types (Response Entries)	ATN	-	-	-	Added to Usage: paragraph the available return response type information.
2456	Returned Response Types (Response Entries)	LSR NO.	-	-	-	Added to Usage: paragraph the available return response type information.
2456	Returned Response Types (Response Entries)	ORD	-	-	-	Added to Usage: paragraph the available return response type information. Added return response type information for LNP. Added * (asterisk) to indicate "Response data may be different from the data sent in the LSR record. Refer to the FOC, CN, POS, Je
2456	Returned Response Types (Response Entries)	RORD	-	-	-	Added to Usage: paragraph the available return response type information. Added return response type information for LNP. Added * (asterisk) to indicate "Response data may be different from the data sent in the LSR record. Refer to the FOC, CN, POS, Je

- continued -

Table B LEO-IG Volume 1 (Issue 7U) (continued)

Local Exchange Ordering-Implementation Guide Volume 1 (Issue 7U)						
Posting Date 01/31/00						
CRB - CR#	SECTION	FIELD NAME	REQ TYP	ACT	USAGE CHG TO	DESCRIPTION
2456	Returned Response Types (Response Entries)	INIT	-	-	-	Added to Usage: paragraph the available return response type information.
2456	Returned Response Types (Response Entries)	INIT-TEL NO.	-	-	-	Added to Usage: paragraph the available return response type information.
2456	Returned Response Types (Response Entries)	DT/SENT	-	-	-	Removed 'Confirmation' from Date Sent in acronym definition. Added to Usage: paragraph the available return response type information. Added return response type information for LNP.
2456	Returned Response Types (Response Entries)	REP	-	-	-	Added to Usage: paragraph the available return response type information.
2456	Returned Response Types (Response Entries)	REP-TEL NO.	-	-	-	Added to Usage: paragraph the available return response type information. Added return response type information for LNP. Added * (asterisk) to indicate "Response data may be different from the data sent in the LSR record. Refer to the FOC, CN, POS, Je
2456	Returned Response Types (Response Entries)	CHC	-	-	-	Added to Usage: paragraph the available return response type information.
2456	Returned Response Types (Response Entries)	FDT	-	-	-	Added to Usage: paragraph the available return response type information. Added return response type information for LNP. Added * (asterisk) to indicate "Response data may be different from the data sent in the LSR record. Refer to the FOC, CN, POS, J
2456	Returned Response Types (Response Entries)	DD	-	-	-	Added to Usage: paragraph the available return response type information. Added return response type information for LNP. Added * (asterisk) to indicate "Response data may be different from the data sent in the LSR record. Refer to the FOC, CN, POS, Je

- continued -

Table B LEO-IG Volume 1 (Issue 7U) (continued)

Local Exchange Ordering-Implementation Guide Volume 1 (Issue 7U)						
Posting Date 01/31/00						
CRB - CR#	SECTION	FIELD NAME	REQ TYP	ACT	USAGE CHG TO	DESCRIPTION
2456	Returned Response Types (Response Entries)	EBD	-	-	-	Added to Usage: paragraph the available return response type information. Added return response type information for LNP. Added * (asterisk) to indicate "Response data may be different from the data sent in the LSR record. Refer to the FOC, CN, POS, Je
2456	Returned Response Types (Response Entries)	LOCBAN	-	-	-	Added to Usage: paragraph the available return response type information. Added return response type information for LNP. Added * (asterisk) to indicate "Response data may be different from the data sent in the LSR record. Refer to the FOC, CN, POS, Je
2456	Returned Response Types (Response Entries)	BI1	-	-	-	Added to Usage: paragraph the available return response type information.
2456	Returned Response Types (Response Entries)	BAN1	-	-	-	Added to Usage: paragraph the available return response type information. Added return response type information for LNP. Added * (asterisk) to indicate "Response data may be different from the data sent in the LSR record. Refer to the FOC, CN, POS, Je
2456	Returned Response Types (Response Entries)	BI2	-	-	-	Added to Usage: paragraph the available return response type information.
2456	Returned Response Types (Response Entries)	BAN2	-	-	-	Added to Usage: paragraph the available return response type information. Added return response type information for LNP. Added * (asterisk) to indicate "Response data may be different from the data sent in the LSR record. Refer to the FOC, CN, POS, Je
2456	Returned Response Types (Response Entries)	REFNUM	-	-	-	Added to Usage: paragraph the available return response type information.
2456	Returned Response Types (Response Entries)	DSGCON	-	-	-	Added to Usage: paragraph the available return response type information.

- continued -

Table B LEO-IG Volume 1 (Issue 7U) (continued)

Local Exchange Ordering-Implementation Guide Volume 1 (Issue 7U)						
Posting Date 01/31/00						
CRB - CR#	SECTION	FIELD NAME	REQ TYP	ACT	USAGE CHG TO	DESCRIPTION
2456	Returned Response Types (Response Entries)	ECCKT	-	-	-	Added to Usage: paragraph the available return response type information. Added return response type information for LNP. Added * (asterisk) to indicate "Response data may be different from the data sent in the LSR record. Refer to the FOC, CN, POS, Je
2456	Returned Response Types (Response Entries)	ERROR-CODE	-	-	-	Added to Usage: paragraph the available return response type information.
2456	Returned Response Types (Response Entries)	ERROR MSG	-	-	-	Added to Usage: paragraph the available return response type information.
2456	Returned Response Types (Response Entries)	TN	-	-	-	Added to Usage: paragraph the available return response type information.
2456	Returned Response Types (Response Entries)	OTN	-	-	-	Added to Usage: paragraph the available return response type information.
2456	Returned Response Types (Response Entries)	CKR	-	-	-	Added to Usage: paragraph the available return response type information.
2456	Returned Response Types (Response Entries)	CFA	-	-	-	Added to Usage: paragraph the available return response type information.
2456	Returned Response Types (Response Entries)	L-ORD	-	-	-	Added to Usage: paragraph the available return response type information. Added * (asterisk) to indicate "Response data may be different from the data sent in the LSR record. Refer to the FOC, CN, POS, Jeopardy Clarification and/or Reject Response".
2456	Returned Response Types (Response Entries)	INPORD	-	-	-	Added to Usage: paragraph the available return response type information. Added return response type information for LNP. Added * (asterisk) to indicate "Response data may be different from the data sent in the LSR record. Refer to the FOC, CN, POS, Je
2456	Returned Response Types (Response Entries)	PORTED NBR	-	-	-	Added to Usage: paragraph the available return response type information.

- continued -

Table B LEO-IG Volume 1 (Issue 7U) (continued)

Local Exchange Ordering-Implementation Guide Volume 1 (Issue 7U)						
Posting Date 01/31/00						
CRB - CR#	SECTION	FIELD NAME	REQ TYP	ACT	USAGE CHG TO	DESCRIPTION
2456	Returned Response Types (Response Entries)	RTI	-	-	-	Added to Usage: paragraph the available return response type information.
2456	Returned Response Types (Response Entries)	TER	-	-	-	Added to Usage: paragraph the available return response type information..
2456	Returned Response Types (Response Entries)	SYSTEM ID	-	-	-	Added to Usage: paragraph the available return response type information.
2456	Returned Response Types (Response Entries)	CABLE ID	-	-	-	Added to Usage: paragraph the available return response type information.
2456	Returned Response Types (Response Entries)	SHELF	-	-	-	Added to Usage: paragraph the available return response type information.
2456	Returned Response Types (Response Entries)	SLOT	-	-	-	Added to Usage: paragraph the available return response type information.
2456	Returned Response Types (Response Entries)	STATUS CODE	-	-	-	Added to Usage: paragraph the available return response type information. Added return response type information for LNP.
2456	Returned Response Types (Response Entries)	STATUS MSG	-	-	-	Added to Usage: paragraph the available return response type information. Added return response type information for LNP.
2456	Returned Response Types (Response Entries)	RELAY RACK	-	-	-	Added to Usage: paragraph the available return response type information.
2456	Returned Response Types (Response Entries)	CHAN/ PAIR	-	-	-	Added to Usage: paragraph the available return response type information.
2456	Returned Response Types (Response Entries)	REMARKS	-	-	-	Added to Usage: paragraph the available return response type information.

Table C LEO-IG Volume 1 (Issue 7T)

Posting effective 11/22/00 (Issue 7T)					
SECTION	FIELD NAME	REQTYP	ACT	USAGE CHG TO	DESCRIPTION
Local Service Request Requirements	-	-	-	-	Updated the list of items under "Flow Through Parameters" that will not flow through.
Complex Services	-	-	-	-	Migrated the business rules for electronic ordering of Synchronet, PBX , and ISDN from the BellSouth Complex Services Workaid.

Table D LEO-IG Volume 1 (Issue 7S)

Posting effective 10/16/00 (Issue 7S)					
SECTION	FIELD NAME	REQTYP	ACT	USAGE CHG TO	DESCRIPTION
LSR	ACT	-	-	-	Added clarification notes -see "Notes for Partial Migrations".
LSR	RPON	-	-	-	Added clarification notes-see Note 12 and Note 13.
LSR	B11	-	-	-	Added "B11" to field name (previously omitted.) Removed note under valid entries that stated, "On REQ TYP A (non-designed), ACT=V, the B11 field ="L" and BAN1=Master Q Account number."
LSR	BAN1	-	-	-	Modified Note 4. Added notes 5, 6, 7, 8, and 9.

- continued -

Table D LEO-IG Volume 1 (Issue 7S) (continued)

Posting effective 10/16/00 (Issue 7S)					
SECTION	FIELD NAME	REQTYP	ACT	USAGE CHG TO	DESCRIPTION
LSR	BI2	-	-	-	Removed note under "Valid Entries" stating, "On REQTYT A (non designed), ACT=V, the BI2 field ="L" and BAN2= miscellaneous account number."
LSR	BAN2	-	-	-	Modified Note 5. Added notes 6 and 7.
RS	-	-	-	-	Added verbiage in the Introduction of the Resale section stating the REFNUM, LNA, and TN fields are needed to be completed on the Resale form when submitting LSR for REQTYT J.
RS	REFNUM	J	A,D,R	-	Added a line to grid to show required on REQTYT J when ACT=A,D,or R.
RS	LNA	J	A,D	-	Added a line to grid to show required on REQTYT J when ACT=A or D.
RS	TN	J	A,D	-	Added a line to grid to show required on REQTYT J when ACT=A or D.

Table E LEO-IG Volume 1 (Issue 7R)

Posting effective 8/28/00 (Issue 7R)					
SECTION	FIELD NAME	REQTYP	ACT	USAGE CHG TO	DESCRIPTION
LSR	AN	-	-	-	Revised Usage Notes 1: "Required on REQTYPs B and C (with NPT = A, B, or C), E, F, and M when the ATN field is <i>not populated</i> and the request is for Partial Migration, Subsequent Partial Migration, or Subsequent FULL Migration. Revised Usage Note 2: "For REQTYP B (NPT=D) and NC=TY, this field is required to be populated with the miscellaneous account number for the loop." Revised Usage Note 3: "Prohibited when the ATN field is populated, except when REQTYP B (NPT=D) and NC=TY."
LSR	ATN	-	-	-	Revised Usage Note 1: " Required on REQTYPs B and C (with NPT = A, B, or C), E, F, and M when the AN field is <i>not populated</i> and the request is for Partial Migration, Subsequent Partial Migration, or Subsequent FULL Migration." Revised Usage Note 2: "Note 2: If this field is populated and NPT = D (LNP), this field will indicate where listings is to be added or established." Revised Usage Note 3: "Prohibited when the AN field is populated, except when REQTYP B (NPT=D) and NC=TY." Added Note 4: "For REQTYP=B, C, if NPT=D and ACT=W then this field is prohibited" Added Usage Note 5: (REQTYP B, ACT=V) Required for LNP Full Migration when DL related fields are populated."

- continued -

Table E LEO-IG Volume 1 (Issue 7R) (continued)

Posting effective 8/28/00 (Issue 7R)					
SECTION	FIELD NAME	REQTYP	ACT	USAGE CHG TO	DESCRIPTION
LSR	BAN1	-	-	-	Updated Valid Entries to enhance verbiage to show "CABS or CRIS (Master Q) Billing Account Number".
LSR	BI1	-	-	-	Updated Valid Entries to show "N = Number Portability" and updated NOTE to indicate when "REQTYP A (non-designed), ACT = V, the BI1 field = " L" and BAN1 = Master Q Account number."
LSR	BI2	-	-	-	Updated Valid Entries to show "N=Number Portability" and updated NOTE to indicate when "REQTYP A (non-designed), ACT = V, the BI2 field = " L" and BAN2= miscellaneous account number."
LSR	CHC	-	-	-	Modified Note 1: "Note 1: REQTYP A or B, for manual coordination of coordination of SLI Non-designed NC=TY." Modified Note 3: "Required on REQTYP A or B when NC=TY when DFDT is populated." Modified Note 4: "Prohibited on REQTYP A or B and the NC=LY or LX"
LSR	DFDT	-	-	-	Modified Note 2: "Required when manual coordination time specific is requested for REQTYP A or B on Non-Designed loops NC=TY." Deleted Notes 1 and 4.
LSR	ACTL	—	—	—	Removed " Note: Required if the APOT field is <i>not</i> populated. "

- continued -

Table E LEO-IG Volume 1 (Issue 7R) (continued)

Posting effective 8/28/00 (Issue 7R)					
SECTION	FIELD NAME	REQTYP	ACT	USAGE CHG TO	DESCRIPTION
LSR	APOT	A	A	C	Changed Usage table entry from Optional to Conditional. Updated Note 1 to read: " Note 1: Required when the ACTL field does <i>not</i> identify the specific physical termination point of the service. "
LSR	APOT	A	C	C	Changed Usage table entry from Optional to Conditional. Updated Note 1 to read: " Note 1: Required when the ACTL field does <i>not</i> identify the specific physical termination point of the service. "
LSR	APOT	A	C	C	Changed Usage table entry from Optional to Conditional. Updated Note 1 to read: " Note 1: Required when the ACTL field does <i>not</i> identify the specific physical termination point of the service. "
LSR	APOT	A	M	C	Changed Usage table entry from Optional to Conditional. Updated Note 1 to read: " Note 1: Required when the ACTL field does <i>not</i> identify the specific physical termination point of the service. "

- continued -

Table E LEO-IG Volume 1 (Issue 7R) (continued)

Posting effective 8/28/00 (Issue 7R)					
SECTION	FIELD NAME	REQTYP	ACT	USAGE CHG TO	DESCRIPTION
LSR	APOT	A	T	C	Changed Usage table entry from Optional to Conditional. Updated Note 1 to read: " Note 1: Required when the ACTL field does <i>not</i> identify the specific physical termination point of the service. "
LSR	APOT	A	V	C	Changed Usage table entry from Optional to Conditional. Updated Note 1 to read: " Note 1: Required when the ACTL field does <i>not</i> identify the specific physical termination point of the service. "
PS - Port Service	LNECLS SVC	-	-	-	Added Valid Entries
CNF-Confirmation (Firm Order Confirmation)	-	-	-	-	Changed Name of section to "Returned Response Types".
CNF-Confirmation (Now Returned Response Types section)	-	-	-	-	Removed section.
CNF-Confirmation Entries (Now Returned Response Types section)	-	-	-	-	Retitled as "Response Entries".

- continued -

Table E LEO-IG Volume 1 (Issue 7R) (continued)

Posting effective 8/28/00 (Issue 7R)					
SECTION	FIELD NAME	REQTYP	ACT	USAGE CHG TO	DESCRIPTION
CNF-Confirmation Entries (Now Returned Response Types section)	-	-	-	-	Added verbiage to Response Entries, "The following fields are presented in the order in which they appear in BellSouth Business Rules for Local Ordering TCIF— 9 and on the LSR."
CNF-Confirmation(Now Returned Response Types section) General section	-	-	-	-	New verbiage added, "This document provides current definitions used by BellSouth Telecommunications in providing the Returned Response Types, (e.g., Firm Order Confirmations, Completions, Rejects, Status, Clarifications and Jeopardy.)"
CNF-Confirmation(Now Returned Response Types section)	-	-	-	-	Combined Confirmation and Completion chapter. Removed all grids and notes from all fields and provided source of return.
CNF-Confirmation(Now Returned Response Types section)	CD/SENT CC	-	-	-	Removed field. Replaced by DT/SENT field.
CNF-Confirmation(Now Returned Response Types section)	CD/SENT	-	-	-	Removed field. Replaced by DT/SENT field.
CNF-Confirmation(Now Returned Response Types section)	DD-CC	-	-	-	Removed field

- continued -

Table E LEO-IG Volume 1 (Issue 7R) (continued)

Posting effective 8/28/00 (Issue 7R)					
SECTION	FIELD NAME	REQTYP	ACT	USAGE CHG TO	DESCRIPTION
CNF-Confirmation(Now Returned Response Types section)	EBD	-	-	-	Removed field
CNF-Confirmation(Now Returned Response Types section)	FACILITY ID FORMAT	-	-	-	Removed field
CNF-Confirmation(Now Returned Response Types section)	TN (Ported)	-	-	-	Removed field
CNF-Confirmation(Now Returned Response Types section)	ORD	-	-	-	Added field
Data Elements For Returned Response Types	-	-	-	-	New section

Table F LEO-IG Volume 1 (Issue 7Q)

Update Effective 06/13/00 (Issue 7Q)					
SECTION	FIELD NAME	REQTYP	ACT	USAGE CHG TO	DESCRIPTION
LSR	ATN	B	V		Added Note 5: (REQTYP B, ACT=V) Required for LNP Full Migration when DL related fields are populated.
CNF	ATN	B	V		Added Note 4: (REQTYP B, ACT=V) Required for LNP Full Migration when DL related fields are populated.

Table F LEO-IG Volume 1 (Issue 7Q) (continued)

Update Effective 06/13/00 (Issue 7Q)					
SECTION	FIELD NAME	REQTY	ACT	USAGE CHG TO	DESCRIPTION
CMP	ATN	B	V		Added Note 4: (REQTYP B, ACT=V) Required for LNP Full Migration when DL related fields are populated.
RS	REFNUM	E			Added Note 4: This field is repetitive when multiple DLs are requested.
EU	LOCBAN				Updated Note 3 to read: (REQTYP = A) For NON-Designed LOOPS and ACT= A or T, the LOCBAN must be a CRIS miscellaneous number .
CNF	LOCBAN				Added Note to read: (REQTYP = A) For NON-Designed LOOPS and ACT= A or T, the LOCBAN must be a CRIS miscellaneous number .
CMP	LOCBAN				Added Note to read: (REQTYP = A) For NON-Designed LOOPS and ACT= A or T, the LOCBAN must be a CRIS miscellaneous number .
RS	TER	E			Changed Data Characteristics information from 'Up to 4 numeric characters' to "4 numeric characters". Added 'example': EXAMPLE: 0001 0024
LS	TER	A			Changed Data Characteristics information from 'Up to 4 numeric characters' to "4 numeric characters". Added 'example': EXAMPLE: 0001 0024

- continued -

Table F LEO-IG Volume 1 (Issue 7Q) (continued)

Update Effective 06/13/00 (Issue 7Q)					
SECTION	FIELD NAME	REQTY	ACT	USAGE CHG TO	DESCRIPTION
PS	TER	F			Changed Data Characteristics information from 'Up to 4 numeric characters' to "4 numeric characters". Added 'example': EXAMPLE: 0001 0024
CNF	TER				Changed Data Characteristics information from 'Up to 4 numeric characters' to "4 numeric characters". Added 'example': EXAMPLE: 0001 0024
CMP	TER				Changed Data Characteristics information from 'Up to 4 numeric characters' to "4 numeric characters". Added 'example': EXAMPLE: 0001 0024
Posting effective 11/22/00 (Version 7T)					
SECTION	FIELD NAME	REQTY	ACT	USAGE CHG TO	DESCRIPTION
Local Service Request Requirements	-	-	-	-	Updated the list of items under "Flow Through Parameters" that will not flow through.
Complex Services	-	-	-	-	Migrated the business rules for electronic ordering of Synchronet, PBX , and ISDN from the BellSouth Complex Services Workaid.

2. General Section

2.1 Introduction

The Local Exchange Ordering-Implementation Guide (LEO-IG) provides guidelines to Local Service Providers (LSPs) in the processing of requests through an Electronic Data Interchange (EDI) interface, or through other negotiated processing options, with BellSouth. The Local Exchange Ordering System (LEO) will support the resale of BellSouth Local Services/Products and Facility Based Local Exchange Orders.

Note: These are baseline requirements for TCIF Issue 7 and Rejects and Clarifications. Any changes must be submitted via the established change management process.

2.2 Scope

The LEO Implementation Guide provides required procedures and data definitions for transmitting a Local Service Request (LSR) to BellSouth. The current method of transmitting local service requests is EDI, however, that does not preclude an LSP from negotiating with BellSouth another method of transmitting their local service requests. EDI transmission includes five types of messages/transactions exchanged between BellSouth and the LSPs. These messages will contain all the data required to connect, modify or disconnect service:

- **850 - Local Service Request** - This transaction set will be used to provide established business practice relative to the placement of Local Service Request for products and services. This transaction will not be used to convey service order changes or acknowledgment information.
- **855 - Confirmation Notification** - This transaction set will be used to provide acknowledgment of an LSP's service order and notification of the generated service order by BellSouth, including the due date the service will be provided. It will also be used to electronically notify CLECs of rejects.
- **860 - Supplemental Service Request** - This transaction will be used to request a change and/or correction to a previously submitted LSR.
- **865 - Completion Notification** - This transaction will be used to convey acceptance of changes by an LSP to a previously submitted LSR or to convey completion of the LSR. Completion notices will be delivered to the CLEC once BellSouth's systems determine that the service order is completed, is error free, and is in CPX or PCX status.
- **997 - Acknowledgments** - This transaction set will be used to provide an acknowledgment receipt of an EDI transaction set at the receiving EDI translator. The exchange of these documents is an expected step in doing business with BellSouth. These acknowledgments will not be acknowledged, thereby preventing an endless cycle of acknowledgments.

2.3 Firm Order Confirmation (FOC)

A Firm Order Confirmation (FOC) will be mechanically generated once the LSR has been processed. The FOC will be transmitted to the LSP as confirmation of the order due date and other defined data elements.

2.4 Errors

Errors will be returned electronically to the CLEC via 855 or 865 transaction set depending upon the degree of severity of the reject. Errors will require a supplemental LSR, except when:

1. Service will no longer be provided from the same exchange as reflected on the original request.
2. The original request required a premise visit and the change results in no premise visit.

In all cases, the original due date must be reviewed to ensure that the changes requested do not negatively impact the original desired due date. If the modifications result in a longer due date interval, a new desired due date should be noted.

Requests for service cannot be processed until a complete and accurate LSR has been received. CLEC delays in providing the required information will negatively impact the timely provisioning of service.

For LSR errors info see website:

www.interconnection.bellsouth.com/guides/guides.html

2.5 Electronic System Downtime

Occasionally, BellSouth may experience brief periods outside of normal maintenance downtime where a specific system(s) is unavailable for CLECs to transmit mechanized LSRs. If a CLEC has a need to submit a particular LSR manually before the electronic system(s) is restored to service, BellSouth will apply the mechanized LSR charge instead of the manual LSR charge for that LSR. This applies only for those CLECs who normally utilize that electronic system(s) if it had been available.

The CLEC must follow the procedure below for each LSR in order to be billed the mechanized LSR charge:

1. Populate the **LSR NO.** (LSR Number) field in the Administrative Section on the first page of the LSR form with the code “ **SOME C** ”, and
2. Complete all required pages of the LSR form that pertain to the service being ordered.

If this procedure is not followed, the manual LSR charge will be applied as required for manual LSRs in compliance with current CLEC Interconnection and Resale agreements.

Note: When completing the LSR forms, please use the BellSouth Ordering Guide (OG) For CLECs which can be found at:

www.interconnection.bellsouth.com/guides/guides.html

, plus the SOMEK reference in LSR No. (LSR Number) field information.

2.6 Local Service Requests Requirements

Request Types/Service Types

The following table illustrates the ordering requirements for provisioning different types of service requests.

Each request type requires:

Screens per REQUEST TYPEs / SERVICE TYPEs Table									
REQUEST TYPE	SERVICE TYPE	LSR	EU	RESALE	DIR	NP	LOOP	LOOPw/ NP	PORT
A	LOOP	X	X				X		
B	LOOP w/ NUMBER PORTABILITY (L w/ NP)	X	X		X*			X	
C	NUMBER PORTABILITY(NP)	X	X		X*	X			
D**	RETAIL / BUNDLED								
E	RESALE - Conversion - as - specified	X	X	X	X				
E	RESALE - Switch-as-is	X	X	X					
F	PORT	X	X		X				X

- continued -

- continued -

J	DIR LISTINGS AND ASSISTANCE	X	X	X	X				
M	NETWORK COMBINATIONS	X	X		X				X

*The Directory related fields are not required for LNP (NPT=D) requests. If the request is a Full Migration and no directory change is desired, the CLEC can use ACT=W for LNP (NPT=D). The ACT=W will denote no listing changes on the Full Migration LNP (NPT=D) request and the directory fields are not to be populated. However, if the ACT=V for LNP (NPT=D) and the directory fields are not completed, then no directory listings or directory delivery will be established.

**To be Developed

Ordering Matrix

The following table illustrates the valid ordering activities associated with each REQTYP.

The valid ordering activities are:

Ordering Matrix Table [REQTYP]										
	ACTIVITY TYPE (ACCOUNT LEVEL)									
REQTYP	A	C	D	M	T	R	V	SS	RS	W
A	V	V	V	V	V		V			
B							V			V*
C		V	V***				V			V*
D**										
E	V	V	V	V	V		V	V	V	V
F	V	V	V				V	V	V	
J	V		V			V				
M	V	V	V	V	V		V	V	V	

Legend:

- V = Valid
- Blank = Not Valid

Note: * Only valid for NPT=D (LNP)

Issue 7V, April 30, 2001

Note: ** To be developed**Note:** *** NPT must =A,B, or C; Prohibited for NPT=D (LNP)The following table provide all REQTYP/ACT combinations that are **flow through eligible**:

Ordering Matrix Table [Flow-Through eligible]										
	ACTIVITY TYPE (ACCOUNT LEVEL)									
REQTYP	A	C	D	M	T	R	V	SS	RS	W
A	V	V	V				V			
B							V			V*
C			V***				V			V*
D**										
E	V	V	V				V	V	V	V
F	V	V	V				V			
J	V		V			V				
M	V	V	V				V			

Legend:

- V = Valid
- Blank = Not Valid

Note: * Only valid for NPT=D (LNP)**Note:** ** To be developed**Note:** *** NPT must =A,B, or C; Prohibited for NPT=D (LNP)The following is a list of items that will *NOT* flow through :

- More than 25 lines
- Partial Migrations
- REQTYP B (INP)
- Hunting
- *Complex
- REQTYP A with 16 or more lines
- REQTYP E, residence 6 lines or more

- Project or RPON populated on the LSR
- Pending service order on account
- SL1 REQTYP A, ACT C, LNA A or D
- SL2 REQTYP A, ACT C
- REQTYP C (INP), ACT C (ACT D does flow through)
- SUPs with any of the above situations
- REQTYP B (LNP), ACT V or W with Complex Services
- REQTYP C (LNP), ACT V or W with Complex Services (ACT W simple does flow through)
- *2 wire analog DID trunk port
- *2 wire ISDN digital line side port
- *2 wire ISDN digital loop
- *4 wire DSO & PRI digital loop
- *4 wire DS1 & PRI digital loop
- *4 wire ISDN DS1digital trunk ports
- *AccuPulse®
- *ADSL
- Basic Rate ISDN
- CENTREX
- DID with PBX, ACT W
- DID, ACT W
- Digital Data Transport
- Directory Listings Indentions
- Directory Listings Captions
- *DS3
- *ESSX®
- *FlexServ®
- *Frame Relay
- *FX
- *HDSL
- Hunting MLH
- Hunting Series Completion DM10
- *LightGate®
- LNP with Complex Listing
- LNP with Partial Migration
- INP to LNP Conversions

Issue 7V, April 30, 2001

- *MegaLink®
- *MegaLink®-T1
- *MultiServ®
- *Native Mode LAN Interconnection
- *Off-Prem Stations
- *Pathlink Primary Rate ISDN
- *Pay Phone Provider
- PBX Standalone ACT A, C, and D
- PBX Trunks
- Ports
- Port/Loop PBX
- *RCF Basic
- Remote Access to CF
- *SMARTPath®
- *SMARTRing®
- SynchroNet®
- *Tie Lines
- *XDSL Extended Loop

* = Manually ordered.

2.7 Use of ADL (FID)

When ordering a new installation for all types of residential service, **and an address is validated as working** (using LENS or any future address validation system); then one of the following actions must occur:

- (1) The FID ADL (ie: /ADL), additional line, must be added to the Feature Detail data element if a new line is being added to an existing line at the same address. or
- (2) If the condition is an Abandoned Station, answer the error/clarification with “abandon station” noted in the Remarks of the LSR. (The Abandon Station remarks will not be read on the original pon, it will be read only on the SUPP request). or
- (3) A conversion order must be issued.

WARNING

Failure to properly process this request utilizing one of the above options will result in an error /clarification message.

2.8 Data Element Layout

Each data element has distinctive sections, which include:

- Data element abbreviated name and definition
- A detailed definition of the data element
- Specific notes or business rules that apply to the usage of the data element
- A usage bar which indicates the activity for the data element
- The top line of the usage bar indicates the activity type allowed for that particular section of the local service request. There are three distinctive activity types.
- The first is account level activity:
 - **A** = New installation
 - **C** = Change or modification to an existing LSP's end user
 - **D** = Disconnect
 - **M** = Inside move of the physical termination within a building
 - **T** = Outside move of an end user location
 - **R** = Record activity is for ordering administrative changes
 - **V** = Conversion to new Local Service Provider
 - **SS** = Suspend Service
 - **RS** = Restore Service
 - **W** = Conversion as-is
- The second is line level activity:
 - **A** = Add
 - **C** = Change
 - **D** = Disconnect
 - **R** = Record Information Only
 - **V** = Conversion as specified
 - **W** = Conversion as-is
 - **Y** = Deny / Restore (Non-Payment)
 - **L** = Suspend/ Restore (Seasonal)
 - **P9** = PIC Change
- The third is feature level activity:
 - **A** = Add
 - **C** = Change
 - **D** = Delete
- The second line indicates the use of the data element. The indicators are:

- **O** = Optional - the field may or may not be populated
- **C** = Conditional - dependent on usage rules or data elements
- **R** = Required - the field must be populated
- **N** = Not Applicable - the field does not apply for services rendered, and any entry is ignored.
- **P** = Prohibited - the field must not be populated
- Data characteristic related to the data element is indicated by alpha/numeric as a type of valid entry. If a numeric field is prohibited, the field must be left blank.

2.9 Mechanics of the LEO-IG

The following information provides clarification on navigating through the LEO-IG. Each section and subsection is titled and numbered. This allows for specific identification of section updates. Each section includes a table of contents, denoting the data elements defined in that section.

This document also includes:

- A Glossary of data elements
- Required data elements based on activity type

Note: TCIF service order feature codes can now be found in LEO-IG Volume 4.

3. Glossary

3.1 Glossary of Data Elements

The following Glossary of Data Elements table lists the Field Abbreviation (in alphabetical order), what Form/Forms the field appears, what Section/Sections the field appears, and a description of the field.

Glossary of Data Elements			
FIELD ABBREV	FORM	SECTION	FIELD DESCRIPTION
ACC	EU	ADMINISTRATIVE	Access
ACNA	LSR	BILLING	Access Customer Name Abbreviation
ACT	LSR	ADMINISTRATIVE	Activity Type
ACTL	LSR	ADMINISTRATIVE	Access Cust Terminal Loc
ACTST	RS	SERVICE DETAILS	Number of Stations Activated
AENG	LSR	ADMINISTRATIVE	Additional Engineering Authorization
AGAUTH	LSR	ADMINISTRATIVE	Agency Authorization Status
ALBR	LSR	ADMINISTRATIVE	Additional Labor Authorization
ALTIMPCON	LSR	CONTACT	Alternate Implementation Contact
ALTIMPCON - PAGER	LSR	CONTACT	Alternate Implementation Contact Pager Number
ALTIMPCON - TEL NO	LSR	CONTACT	Alternate Implementation Contact Tel Number
AN	LSR	ADMINISTRATIVE	Account Number
AN	CONF	ADMINISTRATIVE	Account Number
AN	COMP	ADMINISTRATIVE	Account Number
APOT	LSR	ADMINISTRATIVE	Additional Point of Termination
AUTHNM	LSR	ADMINISTRATIVE	Authorization Name

- continued -

- continued -

Glossary of Data Elements			
FIELD ABBREV	FORM	SECTION	FIELD DESCRIPTION
ATN	LSR	ADMINISTRATIVE	Account Telephone Number
ATN	CNF	ADMINISTRATIVE	Account Telephone Number
ATN	CMP	ADMINISTRATIVE	Account Telephone Number
BAN1	CNF	ADMINISTRATIVE	Billing Account Number 1
BAN1	CMP	ADMINISTRATIVE	Billing Account Number 1
BAN1	LSR	BILLING	Billing Account Number 1
BAN2	CMP	ADMINISTRATIVE	Billing Account Number 2
BAN2	CNF	ADMINISTRATIVE	Billing Account Number 2
BAN2	LSR	BILLING	Billing Account Number 2
BCS	LSR	ADMINISTRATIVE	Basic Class of Service
BI1	CNF	ADMINISTRATIVE	Billing Account Number Identifier 1
BI1	CMP	ADMINISTRATIVE	Billing Account Number 1
BI1	LSR	BILLING	Billing Account Identifier 1
BI2	LSR	BILLING	Billing Account Identifier 2
BILLCON	LSR	BILLING	Billing Contact Name
BILLCON - TEL NO	LSR	BILLING	Billing Contact Telephone Number
BILLNM	LSR	BILLING	Billing Name
BILLNM - CITY	LSR	BILLING	Billing Name City
BILLNM - FLOOR	LSR	BILLING	Billing Name Floor
BILLNM - ROOM	LSR	BILLING	Billing Name Room
BILLNM - STATE	LSR	BILLING	Billing Name State
BILLNM - STREET	LSR	BILLING	Billing Name Street
BILLNM - ZIP CODE	LSR	BILLING	Billing Name Zip Code

- continued -

- continued -

Glossary of Data Elements			
FIELD ABBREV	FORM	SECTION	FIELD DESCRIPTION
CABLE ID	LINP	SERVICE DETAILS	Cable Identification
CABLE ID	LOOP	SERVICE DETAILS	Cable Identification
CABLE ID	PORT	SERVICE DETAILS	Cable Identification
CABLE ID	CMP	ADMINISTRATIVE	Cable Identification
CABLE ID	CNF	ADMINISTRATIVE	Cable Identification
CC	CMP	ADMINISTRATIVE	Company Code
CC	CNF	ADMINISTRATIVE	Company Code
CC	LSR	ADMINISTRATIVE	Company Code
CCNA	LSR	ADMINISTRATIVE	Customer Carrier Name Abbreviation
CCNA	CNF	ADMINISTRATIVE	Customer Carrier Name Abbreviation
CCNA	CMP	ADMINISTRATIVE	Customer Carrier Name Abbreviation
CD / SENT	CMP	ADMINISTRATIVE	Date Sent - Century Code
CD / SENT	CNF	ADMINISTRATIVE	Date Sent - Century Code
CFA	CMP	ADMINISTRATIVE	Connecting Facility Assignment
CFA	CNF	ADMINISTRATIVE	Connecting Facility Assignment
CFA	LINP	SERVICE DETAILS	Connecting Facility Assignment
CFA	PORT	SERVICE DETAILS	Connecting Facility Assignment
CFA	RS	SERVICE DETAILS	Connecting Facility Assignment

- continued -

- continued -

Glossary of Data Elements			
FIELD ABBREV	FORM	SECTION	FIELD DESCRIPTION
CFA	LOOP	SERVICE DETAILS	Connecting Facility Assignment
CFTN	LINP	SERVICE DETAILS	Call Forward To Number
CFTN	INP	SERVICE DETAILS	Call Forward To Number
CHAN / PAIR	CMP	ADMINISTRATIVE	Channel/Pair
CHAN / PAIR	CNF	ADMINISTRATIVE	Channel/pair
CHAN / PAIR	LINP	SERVICE DETAILS	Channel/Pair
CHAN / PAIR	LOOP	SERVICE DETAILS	Channel/Pair
CHAN / PAIR	PORT	SERVICE DETAILS	Channel/Pair
CHC	CMP	ADMINISTRATIVE	Coordinated Hot Cut
CHC	CNF	ADMINISTRATIVE	Coordinated Hot Cut
CHC	LSR	ADMINISTRATIVE	Coordinated Hot Cut
CIC	LSR	ADMINISTRATIVE	Carrier Identification Code
CKR	CMP	ADMINISTRATIVE	Customer Circuit Reference
CKR	CNF	ADMINISTRATIVE	Customer Circuit Reference
CKR	INP	SERVICE DETAILS	Customer Circuit Reference
CKR	LINP	SERVICE DETAILS	Customer Circuit Reference
CKR	LOOP	SERVICE DETAILS	Customer Circuit Reference
CKR	RS	SERVICE DETAILS	Customer Circuit Reference
CUST	LSR	ADMINISTRATIVE	Customer Name
D / SENT	LSR	ADMINISTRATIVE	Date Sent - (YYMMDD)

- continued -

- continued -

Glossary of Data Elements			
FIELD ABBREV	FORM	SECTION	FIELD DESCRIPTION
D / SENT - CC	LSR	ADMINISTRATIVE	Date Sent - (Century Code)
DATED	LSR	ADMINISTRATIVE	Date of Agency Authorization Date
DATED - CC	LSR	ADMINISTRATIVE	Date of Agency Authorization Century Code
DDA - ADDRESS 1	DIR	DIRECTORY	Directory Delivery Address 1
DDA - ADDRESS 2	DIR	DIRECTORY	Directory Delivery Address 2
DDA - CITY	DIR	DIRECTORY	Directory Delivery - City
DDA - NAME	DIR	DIRECTORY	Directory Delivery Name
DDA - NAME 2	DIR	DIRECTORY	Directory Delivery Name 2
DDA - STATE	DIR	DIRECTORY	Directory Delivery - State
DDA - ZIP CODE	DIR	DIRECTORY	Directory Delivery - Zip
DD	CMP	ADMINISTRATIVE	Due Date (YYMMDD)
DD	CNF	ADMINISTRATIVE	Due Date (YYMMDD)
DD - CC	CMP	ADMINISTRATIVE	Due Date Century Code
DD - CC	CNF	ADMINISTRATIVE	Due Date Century Code
DDD	LSR	ADMINISTRATIVE	Desired Due Date (YYMMDD)
DDD - CC	LSR	ADMINISTRATIVE	Desired Due Date Century Code
DDDO	LSR	ADMINISTRATIVE	Desired Due Date
DDDO - CC	LSR	ADMINISTRATIVE	Desired Due Date Century Code
DFDT	LSR	ADMINISTRATIVE	Desired Frame Due Time
DIRDATE	DIR	DIRECTORY	Advance Directory Listing Date

- continued -

- continued -

Glossary of Data Elements			
FIELD ABBREV	FORM	SECTION	FIELD DESCRIPTION
DIRDATE - CC	DIR	DIRECTORY	Advance Directory Listing Date Century Code
DOP NUM	RS	SERVICE DETAILS	Digits Outpulsed
DRC	LSR	CONTACT	Design Routing Contact
DSGCON	CMP	ADMINISTRATIVE	Design Engineering Contact
DSGCON	CNF	ADMINISTRATIVE	Design Engineering Contact
DSGCON	LSR	CONTACT	Design/Engineering Contact
DSGCON - CITY	LSR	CONTACT	Design/Engineering Contact - City
DSGCON - EMAIL	LSR	CONTACT	Design/Engineering Contact - EMAIL
DSGCON - FAX NO	LSR	CONTACT	Design/Engineering Contact - Fax Number
DSGCON - FLOOR	LSR	CONTACT	Design/Engineering Contact - Floor
DSGCON - ROOM / MAIL STOP	LSR	CONTACT	Design/Engineering Contact - Room/Mail Stop
DSGCON - STATE	LSR	CONTACT	Design/Engineering Contact - State
DSGCON - STREET	LSR	CONTACT	Design/Engineering Contact - Street
DSGCON - TEL NO	LSR	CONTACT	Design/Engineering Contact - Telephone Number
DSGCON - ZIP CODE	LSR	CONTACT	Design/Engineering Contact - Zip Code
EAN	EU	BILLING	Existing Account Number
EATN	EU	BILLING	Existing Account Telephone Number
EBD	LSR	BILLING	Effective Bill Date

- continued -

- continued -

Glossary of Data Elements			
FIELD ABBREV	FORM	SECTION	FIELD DESCRIPTION
EBD	CNF	ADMINISTRATIVE	Effective Bill Date
EBD	CMP	ADMINISTRATIVE	Effective Bill Date
EBD - CC	LSR	BILLING	Effective Bill Date-Century Code
EBD - CC	CNF	ADMINISTRATIVE	Effective Bill Date-Century Code
EBD - CC	CMP	ADMINISTRATIVE	Effective Bill Date-Century Code
ECCKT	CMP	ADMINISTRATIVE	Exchange Company Circuit ID
ECCKT	CNF	ADMINISTRATIVE	Exchange Company Circuit ID
ECCKT	LINP	SERVICE DETAILS	Exchange Company Circuit ID
ECCKT	LOOP	SERVICE DETAILS	Exchange Company Circuit ID
ECCKT	RS	SERVICE DETAILS	Exchange Company Circuit ID
EU - BLDG	EU	ADMINISTRATIVE	End User - Building
EU - CITY	EU	ADMINISTRATIVE	End User - City
EU - FLOOR	EU	ADMINISTRATIVE	End User - Floor
EU - NAME	EU	ADMINISTRATIVE	End User - Name
EU - ROOM	EU	ADMINISTRATIVE	End User - Room
EU - STATE	EU	ADMINISTRATIVE	End User - State
EU - STREET 1	EU	ADMINISTRATIVE	End User - Street
EU - STREET 2	EU	ADMINISTRATIVE	End User - Street
EU - ZIP CODE	EU	ADMINISTRATIVE	End User Zip Code
EUMI	EU	ADMINISTRATIVE	End User Moving Indicator
EXP	LSR	ADMINISTRATIVE	Expedite

- continued -

- continued -

Glossary of Data Elements			
FIELD ABBREV	FORM	SECTION	FIELD DESCRIPTION
FA	PORT	SERVICE DETAILS	Feature Activity
FA	RS	SERVICE DETAILS	Feature Activity
FB - BILLNM	EU	BILL	Final Bill Name (end user)
FB - CITY	EU	BILL	Final Bill - City
FB - FLOOR	EU	BILL	Final Bill - Floor
FB - ROOM	EU	BILL	Final Bill - Room
FB - SBILLNM	EU	BILL	Final Bill - Secondary Name
FB - STATE	EU	BILL	Final Bill - State
FB - STREET	EU	BILL	Final Bill - Street
FB - ZIP CODE	EU	BILL	Final Bill - Zip Code
FBCON	EU	BILL	Final Bill Contact Name
FBCON - TEL NO	EU	BILL	Final Bill Contact Telephone Number
FBI	EU	BILL	Final Bill Information
FDT	CMP	ADMINISTRATIVE	Frame Due Time
FDT	CNF	ADMINISTRATIVE	Frame Due Time
FEATURE	RS	SERVICE DETAILS	Feature Code
FEATURE	PORT	SERVICE DETAILS	Feature Code
FEATURE DETAIL	PORT	SERVICE DETAILS	Feature Detail
FEATURE DETAIL	RS	SERVICE DETAILS	Feature Detail
FPI	PORT	SERVICE DETAILS	Freeze PIC Indicator

- continued -

- continued -

Glossary of Data Elements			
FIELD ABBREV	FORM	SECTION	FIELD DESCRIPTION
FPI	RS	SERVICE DETAILS	Freeze PIC Indicator
HUNT GROUP ID	PORT	SERVICE DETAILS	Hunt Group Identification Number
HUNTING	RS	SERVICE DETAILS	Hunting
HUNTING	PORT	SERVICE DETAILS	Hunting
IMPCON	LSR	CONTACT	Implementation Contact Name
IMPCON - PAGER	LSR	CONTACT	Implementation Contact-Pager Number
IMPCON - TEL NO	LSR	CONTACT	Implementation Contact Telephone Number
INIT	LSR	CONTACT	Initiator-Name
INIT	CMP	ADMINISTRATIVE	Initiator-Name
INIT	CNF	ADMINISTRATIVE	Initiator-Name
INIT - CITY	LSR	CONTACT	Initiator-City
INIT - FAX NO	LSR	CONTACT	Initiator-Facsimile
INIT - FLOOR	LSR	CONTACT	Initiator-Floor
INIT - ROOM / MAIL STOP	LSR	CONTACT	Initiator-Room/Mail Stop
INIT - STATE	LSR	CONTACT	Initiator-State
INIT - STREET	LSR	CONTACT	Initiator-Street
INIT - TEL NO	LSR	CONTACT	Initiator-Telephone Number
INIT - TEL NO	CNF	ADMINISTRATIVE	Initiator-Telephone Number
INIT - TEL NO	CMP	ADMINISTRATIVE	Initiator-Telephone Number
INIT - ZIP CODE	LSR	CONTACT	Initiator-Zip Code

- continued -

- continued -

Glossary of Data Elements			
FIELD ABBREV	FORM	SECTION	FIELD DESCRIPTION
INPORD	CMP	ADMINISTRATIVE	Interim Number Port Order Number
INPORD	CNF	ADMINISTRATIVE	Interim Number Port Order Number
INPT	INP	SERVICE DETAILS	Interim Number Portability Type
INPT	LINP	SERVICE DETAILS	Interim Number Portability Type
INPTG	INP	SERVICE DETAILS	Interim Number Portability Trunk Group
INPTG	LINP	SERVICE DETAILS	Interim Number Portability Trunk Group
IWBAN	EU	INSIDE WIRE	Inside Wire Billing Account Number
IWCON - NAME	EU	INSIDE WIRE	Inside Wire Contact Name
IWCON -TEL NO	EU	INSIDE WIRE	Inside Wire Contact Telephone Number
IWO	EU	INSIDE WIRE	Inside Wire Option
LA	DIR	DIRECTORY	Listed Address
LCON - NAME	EU	ADMINISTRATIVE	Local Contact Name
LCON - TEL NO	EU	ADMINISTRATIVE	Local Contact Telephone Number
LIST	DIR	DIRECTORY	Listed Name Code
LISTED NAME OVERFLOW	DIR	DIRECTORY	Listed Name Overflow - NOTE 1: THIS FIELD CAN APPEAR UP TO 12 TIMES FOR A TOTAL OF UP TO 420 CHARACTERS, DEPENDING ON THE LENGTH OF THE NAME.
LN	DIR	DIRECTORY	Listed Name

- continued -

- continued -

Glossary of Data Elements			
FIELD ABBREV	FORM	SECTION	FIELD DESCRIPTION
LNA	DIR	DIRECTORY	Line Activity
LNA	INP	SERVICE DETAILS	Line Activity
LNA	LINP	SERVICE DETAILS	Line Activity
LNA	LOOP	SERVICE DETAILS	Line Activity
LNA	PORT	SERVICE DETAILS	Line Activity
LNA	RS	SERVICE DETAILS	Line Activity
LNECLSSVC	PORT	SERVICE DETAILS	Line Level Class of Service
LNECLSSVC	RS	SERVICE DETAILS	Line Level Class of Service
LOCBAN	EU	BILL	Local Billing Account Number
LOCBAN	CNF	ADMINISTRATIVE	Local Billing Account Number
LOCBAN	CMP	ADMINISTRATIVE	Local Billing Account Number
L - ORD	CMP	ADMINISTRATIVE	Loop Order number
L - ORD	CNF	ADMINISTRATIVE	Loop Order number
LPIC	PORT	SERVICE DETAILS	IntraLATA Presubscription Indicator Code
LPIC	RS	SERVICE DETAILS	IntraLATA Primary Interexchange Carrier
LRN	INP	SERVICE DETAILS	Location Routing Number
LRN	LINP	SERVICE DETAILS	Location Routing Number

- continued -

- continued -

Glossary of Data Elements			
FIELD ABBREV	FORM	SECTION	FIELD DESCRIPTION
LSO	LSR	ADMINISTRATIVE	Local Serving Office
LSP AUTH	LSR	ADMINISTRATIVE	Local Service Provider Authorization
LSP AUTHNAME	LSR	ADMINISTRATIVE	Local Service Provider Authorization Name
LSPAUTH - DATE	LSR	ADMINISTRATIVE	Local Service Provider Authorization Date
LSPAUTHDATE - CC	LSR	ADMINISTRATIVE	Local Service Provider Authorization Century Code
LSR NO	LSR	ADMINISTRATIVE	Local Service Request Number
LSR NO	CNF	ADMINISTRATIVE	Local Service Request Number
LSR NO	CMP	ADMINISTRATIVE	Local Service Request Number
LST	LSR	ADMINISTRATIVE	Local Service Termination CLI
NC	LSR	ADMINISTRATIVE	Network Channel Code
NCI	LSR	ADMINISTRATIVE	Network Channel Interface Code
NUM ST	RS	SERVICE DETAILS	Quantity of Stations Requested
ORD	CMP	ADMINISTRATIVE	Order Number
ORD	CNF	ADMINISTRATIVE	Order Number
ORD	PORT	SERVICE DETAILS	Order Number
OTN	CMP	ADMINISTRATIVE	Out/Old Telephone Number
OTN	CNF	ADMINISTRATIVE	Out/Old Telephone Number
OTN	PORT	SERVICE DETAILS	Out/Old Telephone Number

- continued -

- continued -

Glossary of Data Elements			
FIELD ABBREV	FORM	SECTION	FIELD DESCRIPTION
OTN	LOOP	SERVICE DETAILS	Telephone Number
OTN	RS	SERVICE DETAILS	Out Telephone Number
PIC	PORT	SERVICE DETAILS	InterLATA Presubscription Indicator Code
PIC	RS	SERVICE DETAILS	Primary Interexchange Carrier
PON	LSR	ADMINISTRATIVE	Purchase Order Number
PON	CNF	ADMINISTRATIVE	Purchase Order Number
PON	CMP	ADMINISTRATIVE	Purchase Order Number
PORTED	CMP	ADMINISTRATIVE	Ported Telephone Number
PORTED	CNF	ADMINISTRATIVE	Ported Telephone Number
PROJECT	LSR	ADMINISTRATIVE	Project Identification
PULSE	PORT	SERVICE DETAILS	Type of Pulsing
PULSE	RS	SERVICE DETAILS	Pulsing
REFNUM	CNF	ADMINISTRATIVE	Reference Number
REFNUM	CMP	ADMINISTRATIVE	Reference Number
REFNUM	DIR	DIRECTORY	Reference Number
REFNUM	INP	SERVICE DETAILS	Reference Number
REFNUM	LINP	SERVICE DETAILS	Reference Number
REFNUM	PORT	SERVICE DETAILS	Reference Number
REFNUM	RS	SERVICE DETAILS	Reference Number

- continued -

- continued -

Glossary of Data Elements			
FIELD ABBREV	FORM	SECTION	FIELD DESCRIPTION
REFNUM	LOOP	SERVICE DETAILS	Reference Number
RELAY RACK	CMP	ADMINISTRATIVE	Relay Rack
RELAY RACK	CNF	ADMINISTRATIVE	Relay Rack
RELAY-RACK	LINP	SERVICE DETAILS	Relay Rack
RELAY-RACK	LOOP	SERVICE DETAILS	Relay Rack
REMARKS	LSR	CONTACT	Remarks
REMARKS	CNF	ADMINISTRATIVE	Remarks
REMARKS	CMP	ADMINISTRATIVE	Remarks
REP	CMP	ADMINISTRATIVE	Provider Contact Representative
REP	CNF	ADMINISTRATIVE	Provider Contact Representative
REP TEL NO	CMP	ADMINISTRATIVE	Provider Contact Representative Telephone Number
REP TEL NO	CNF	ADMINISTRATIVE	Provider Contact Representative Telephone Number
REQTYP	LSR	ADMINISTRATIVE	Requisition Type and Status
RORD	LSR	ADMINISTRATIVE	Related Order Number
RORD	CNF	ADMINISTRATIVE	Related Order Number
RORD	CMP	ADMINISTRATIVE	Related Order Number
RPON	LSR	ADMINISTRATIVE	Related Purchase Order Number
RTI	CMP	ADMINISTRATIVE	Route Index
RTI	CNF	ADMINISTRATIVE	Route Index

- continued -

- continued -

Glossary of Data Elements			
FIELD ABBREV	FORM	SECTION	FIELD DESCRIPTION
RTI	INP	SERVICE DETAILS	Route Index
RTI	LINP	SERVICE DETAILS	Route Index
RTR	LSR	ADMINISTRATIVE	Response Type Requested
SAN	LSR	ADMINISTRATIVE	Subscriber Authorization Number
SBILLNM	LSR	BILLING	Secondary Bill Name
SC	LSR	ADMINISTRATIVE	Service Center
SCA	LSR	ADMINISTRATIVE	Special Construction Authorization
SECNCI	LSR	ADMINISTRATIVE	Secondary Network Channel Interface
SHELF	CMP	ADMINISTRATIVE	Shelf
SHELF	CNF	ADMINISTRATIVE	Shelf
SHELF	LINP	SERVICE DETAILS	Shelf
SHELF	LOOP	SERVICE DETAILS	Shelf
SHELF	PORT	SERVICE DETAILS	Shelf
SIC CODE	DIR	DIRECTORY	SIC Code
SGNL	PORT	SERVICE DETAILS	Signaling
SGNL	RS	SERVICE DETAILS	Signaling
SLOT	CMP	ADMINISTRATIVE	Slot
SLOT	CNF	ADMINISTRATIVE	Slot
SLOT	LINP	SERVICE DETAILS	Slot

- continued -

- continued -

Glossary of Data Elements			
FIELD ABBREV	FORM	SECTION	FIELD DESCRIPTION
SLOT	LOOP	SERVICE DETAILS	Slot
SLOT	PORT	SERVICE DETAILS	Slot
SPEC	LSR	ADMINISTRATIVE	Service Product Enhancement Code
STATIONS	CNF	ADMINISTRATIVE	
STATIONS	CMP	ADMINISTRATIVE	
SUP	LSR	ADMINISTRATIVE	Supplement Type
SYSTEM ID	LINP	SERVICE DETAILS	System Identification
SYSTEM ID	LOOP	SERVICE DETAILS	System Identification
SYSTEM ID	PORT	SERVICE DETAILS	System Indicator
TBE	INP	SERVICE DETAILS	Toll Billing Exception
TBE	LINP	SERVICE DETAILS	Toll Billing Exception
TBE	PORT	SERVICE DETAILS	Toll Billing Exception
TBE	RS	SERVICE DETAILS	Toll Billing Exception
TC NAME - PRIMARY	INP	SERVICE DETAILS	Transfer of Calls To Primary Name
TC NAME - PRIMARY	LINP	SERVICE DETAILS	Transfer of Calls to Primary Name
TC NAME - PRIMARY	LOOP	SERVICE DETAILS	Transfer of calls to be referred when TC OPT is 81
TC NAME - PRIMARY	PORT	SERVICE DETAILS	Transfer of Calls to Primary Name

- continued -

- continued -

Glossary of Data Elements			
FIELD ABBREV	FORM	SECTION	FIELD DESCRIPTION
TC NAME - PRIMARY	RS	SERVICE DETAILS	Transfer Call - Name Primary
TC NAME - SECONDARY	INP-17	SERVICE DETAILS	Transfer of Calls To Secondary Name
TC NAME - SECONDARY	LINP	SERVICE DETAILS	Transfer of Calls To Secondary Name
TC NAME - SECONDARY	LOOP	SERVICE DETAILS	Transfer of Calls To Secondary Name
TC NAME - SECONDARY	PORT	SERVICE DETAILS	Transfer of Calls To Secondary Name
TC NAME - SECONDARY	RS	SERVICE DETAILS	Transfer Call - Name Secondary
TC OPT	INP	SERVICE DETAILS	Transfer of Calls Options
TC OPT	LINP	SERVICE DETAILS	Transfer of Calls Options
TC OPT	LOOP	SERVICE DETAILS	Transfer of Calls Options
TC OPT	PORT	SERVICE DETAILS	Transfer of Calls Options
TC OPT	RS	SERVICE DETAILS	Transfer Call Options
TC PER	RS	SERVICE DETAILS	Transfer Call Period
TC PER - CC	INP	SERVICE DETAILS	Transfer of Calls Period Century Code
TC PER - CC	LINP	SERVICE DETAILS	Transfer of Calls Period Century
TC PER - CC	LOOP	SERVICE DETAILS	Transfer of Calls Period Century
TC PER - CC	PORT	SERVICE DETAILS	Transfer of Calls Period Century

- continued -

- continued -

Glossary of Data Elements			
FIELD ABBREV	FORM	SECTION	FIELD DESCRIPTION
TC PER - CC	RS	SERVICE DETAILS	Transfer Call Century Code
TC PER - DATE	INP	SERVICE DETAILS	Transfer of Calls Period Date
TC PER - DATE	LINP	SERVICE DETAILS	Transfer of Calls Peiod Date
TC PER - DATE	LOOP	SERVICE DETAILS	Transfer of calls Period Date
TC PER - DATE	PORT	SERVICE DETAILS	Transfer of Calls Period Date
TCTO - PRIMARY	INP	SERVICE DETAILS	Transfer of Calls To Primary Number
TCTO - PRIMARY	LINP	SERVICE DETAILS	Transfer of Calls to Primary Number
TCTO - PRIMARY	LOOP	SERVICE DETAILS	Transfer of Calls to Primary Number
TCTO - PRIMARY	RS	SERVICE DETAILS	Transfer Call to -Primary
TCTO - SECONDARY	INP	SERVICE DETAILS	Transfer of Calls To Secondary Number
TCTO - SECONDARY	LINP	SERVICE DETAILS	Transfer of Calls to Secondary Number
TCTO - SECONDARY	LOOP	SERVICE DETAILS	Transfer of Calls to Secondary Number
TCTO - SECONDARY	RS	SERVICE DETAILS	Transfer of Calls to Secondary Number
TDT	INP	SERVICE DETAILS	Ten Digit Trigger
TDT	LINP	SERVICE DETAILS	Ten Digit Trigger
TE	LSR	BILLING	Tax Exemption

- continued -

- continued -

Glossary of Data Elements			
FIELD ABBREV	FORM	SECTION	FIELD DESCRIPTION
TER	CMP	SERVICE DETAILS	Terminal Number
TER	CNF	SERVICE DETAILS	Terminal Number
TER	LOOP	SERVICE DETAILS	Terminal Number
TER	PORT	SERVICE DETAILS	Terminal Number
TER	RS	SERVICE DETAILS	Terminal Number
TN (Ported)	CMP	ADMINISTRATIVE	Telephone Number (Ported)
TN (Ported)	CNF	ADMINISTRATIVE	Telephone Number (Ported)
TN (Ported)	INP	SERVICE DETAILS	Telephone Number (Ported)
TN	CMP	SERVICE DETAILS	Telephone Number
TN	CNF	SERVICE DETAILS	Telephone Number
TN	DIR	DIRECTORY	Telephone Number
TN	LINP	SERVICE DETAILS	Telephone Number
TN	LOOP	SERVICE DETAILS	Telephone Number
TN	PORT	SERVICE DETAILS	Telephone Number
TN	RS	SERVICE DETAILS	Telephone Number
TNP	INP	SERVICE DETAILS	Total Number of Paths
TNP	LINP	SERVICE DETAILS	Total Number of Paths

- continued -

- continued -

Glossary of Data Elements			
FIELD ABBREV	FORM	SECTION	FIELD DESCRIPTION
TOS	LSR	ADMINISTRATIVE	Type of Service
TSP	LSR	ADMINISTRATIVE	Telecommunications Service Priority
VER	CNF	ADMINISTRATIVE	Version Identification
VER	CMP	ADMINISTRATIVE	Version Identification
VER	LSR	ADMINISTRATIVE	Version Identification
VTA	LSR	BILLING	Variable Term Agreement
VTA DESC	LSR	BILLING	Variable Term Agreement Description
WPQTY	DIR	DIRECTORY	Quantity of White Page Books
YPH	DIR	DIRECTORY	Yellow Page Heading Code
YPQTY	DIR	DIRECTORY	Quantity of Yellow Page Books

4. LSR - Local Service Request

4.1 General

This guide describes the Local Service Request (LSR) transmission requirements. The LSR is associated with End User Information (EU) and Service specific information (ie: Resale Services, UNE - Unbunbled Network Elements, Network Combinations) is required for provisioning of the request.

This document provides current definitions used by BellSouth Telecommunications in providing service.

4.2 LSR - Local Service Request Description

4.2.1 Key Information

All information required for administrative, billing and contact is provided on the LSR.

The *Administrative Section* contains information pertaining to the service ordered such as purchase order number, desired due date, and other required fields.

The *Bill Section* provides billing name and address information.

The *Contact Section* contains initiator name, design contact name, implementation contact name and associated address telephone number information.

Local Exchange Ordering (LEO) guidelines incorporate the following requirements for the population of fields.

- **Conditional (C)** is defined as the *field is dependent upon the relationship to another entry as specified in the usage statement and is dependent upon the presence, absence or combination of other data entries.*
- **Optional (O)** is defined as the field *may or may not* be populated.
- **Prohibited (P)** is defined as the field *may never* be populated.
- **Required (R)** is defined as the field *MUST* be populated.
- **Not Applicable (N)** is defined as the *field that will not be used* if populated.
- Alpha/numeric field is designed to describe the type of valid entries. If a numeric field is prohibited it should be left blank.

4.2.2 Field Arrangement

The fields in the LSR Section are arranged as follows:

- CCNA

- PON
- VER
- LSR NO.
- AN
- ATN
- SC
- D/SENT-CC
- D/SENT
- DDD-CC
- DDD
- DDDO-CC
- DDDO
- DFDT
- PROJECT ID
- CHC
- REQTYP
- ACT
- SUP
- EXP
- RTR
- CC
- AENG
- ALBR
- SCA
- AGAUTH
- DATED-CC
- DATED
- AUTHNM
- ACTL
- APOT
- LST
- LSO
- TOS
- BCS
- SPEC
- NC

- NCI
- SECNCI
- RPON
- RORD
- TSP
- SAN
- LSP AUTH
- LSP AUTHDATE-CC
- LSP AUTH-DATE
- LSP AUTHNAME
- CIC
- CUST
- BI1
- BAN1
- BI2
- BAN2
- ACNA
- EBD-CC
- EBD
- BILLNM
- SBILLNM
- TE
- BILLNM-STREET
- BILLNM-FLOOR
- BILLNM-ROOM
- BILLNM-CITY
- BILLNM-STATE
- BILLNM-ZIP CODE
- BILLCON
- BILLCON-TEL NO.
- VTA
- VTA DESC
- INIT
- INIT-TEL NO.
- INIT-FAX NO.
- INIT-STREET

- INIT-FLOOR
- INIT-ROOM/MAIL STOP
- INIT-CITY
- INIT-STATE
- INIT-ZIP CODE
- IMPCON
- IMPCON-TEL NO.
- IMPCON-PAGER
- ALTIMPCON
- ALTIMPCON-TEL NO.
- ALTIMPCON-PAGER
- DSGCON
- DRC
- DSGCON-TEL NO.
- DSGCON-FAX NO.
- DSGCON-EMAIL
- DSGCON-STREET
- DSGCON-FLOOR
- DSGCON-ROOM/MAIL STOP
- DSGCON-CITY
- DSGCON-STATE
- DSGCON-ZIP CODE
- REMARKS

4.3 LSR - Local Service Request Entries

4.3.1 Administrative Section

4.3.1.1 CCNA - Customer Carrier Name Abbreviation

This field identifies the Common Language IAC code for the customer submitting the LSR and receiving confirmation. This code is assigned and provided by Telcordia Technologies (formerly known as BellCore) prior to the submission of a Local Service Request.

Usage:

REQTYP	ACTIVITY TYPE (ACCOUNT LEVEL)									
	A	C	D	M	T	R	V	SS	RS	W
A	R	R	R	R	R	N	R	N	N	N
B	N	N	N	N	N	N	R	N	N	R*
C	N	R	R***	N	N	N	R	N	N	R*
D**	N	N	O	N	N	N	N	N	N	N
E	R	R	R	R	R	N	R	R	R	R
F	R	R	R	N	N	N	R	R	R	N
J	R	N	R	N	N	R	N	N	N	N
M	R	R	R	R	R	N	R	R	R	N

LEGEND: C=Conditional, P=Prohibited, R=Required, O=Optional, N=N/A

* NPT must = D (LNP), otherwise prohibited

** To be developed

*** NPT must = A, B, C; prohibited for NPT=D (LNP)

Note 1: For an occasional customer who has not, and probably will not, obtain a CCNA, enter CUS in this field and customer name (maximum 25 characters) in the CUST field.

Note 2: An entry of "CUS" requires an entry in the CC field when the customer has an industry assigned company code.

Note 3: CCNA is not necessarily the customer to be billed for the service. The billing responsibility is specified in the ACNA field.

Data Characteristics: 3 alpha characters

Example:

Z	Y	X
---	---	---

4.3.1.2 PON - Purchase Order Number

This field identifies the customer's unique purchase order or requisition number which authorizes the issuance of this request or supplement.

Usage:

	ACTIVITY TYPE (ACCOUNT LEVEL)									
REQTYP	A	C	D	M	T	R	V	SS	RS	W
A	R	R	R	R	R	N	R	N	N	N
B	N	N	N	N	N	N	R	N	N	R*
C	N	R	R***	N	N	N	R	N	N	R*
D**	N	N	R	N	N	N	N	N	N	N
E	R	R	R	R	R	N	R	R	R	R
F	R	R	R	N	N	N	R	R	R	N
J	R	N	R	N	N	R	N	N	N	N
M	R	R	R	R	R	N	R	R	R	N

LEGEND: C=Conditional, P=Prohibited, R=Required, O=Optional, N=N/A

* NPT must = D (LNP), otherwise prohibited

** To be developed

*** NPT must = A, B, C; prohibited for NPT=D (LNP)

Note 1: The PON may be reused after two years from the due date of the original request.

Note 2: Virgules (/)and Spaces []are *invalid* in PON field.

Note 3: Lower case characters are *invalid* characters for PON.

Note 4: Can not be changed on a SUP.

Valid Entries:

- UPPER CASE alpha (A - Z)
- numeric (0 - 9)
- symbols, limited to:
 - period (.)
 - comma (,)
 - hyphen (-)
 - apostrophe (')

Data Characteristics: Up to 16 alpha/numeric characters.

Example:

8	2	4	Z	9															
---	---	---	---	---	--	--	--	--	--	--	--	--	--	--	--	--	--	--	--

4.3.1.3 VER - Version Identification

This field identifies the customer's version number.

Usage:

	ACTIVITY TYPE (ACCOUNT LEVEL)									
REQTYP	A	C	D	M	T	R	V	SS	RS	W
A	C	C	C	C	C	N	C	N	N	N
B	N	N	N	N	N	N	C	N	N	C*
C	N	C	C***	N	N	N	C	N	N	C*
D**	N	N	C	N	N	N	N	N	N	N
E	C	C	C	C	C	N	C	C	C	C
F	C	C	C	N	N	N	C	C	C	N
J	C	N	C	N	N	C	N	N	N	N
M	C	C	C	C	C	N	C	C	C	N

LEGEND: C=Conditional, P=Prohibited, R=Required, O=Optional, N=N/A

* NPT must = D (LNP), otherwise prohibited

** To be developed

*** NPT must = A, B, C; prohibited for NPT=D (LNP)

Note 1: VER *must be spaces* (use spacebar key) for 850's.

Note 2: On a reissuance (supplement), this field is populated to uniquely distinguish this LSR from any other version.

Note 3: Required for SUPs.

Note 4: VER must be two numerics (01 or *greater*), for 860's.

Note 5: VER must be *greater than previous* version.

Data Characteristics: 2 numeric characters

Example:



4.3.1.4 LSR NO. - Local Service Request Number

This field identifies the number generated by BellSouth's mechanized systems, pre-assigned to the customer or manually assigned to identify a customer's request for service.

The Local Service Request Number format is:

- The first four characters are the Reseller ID
- followed by the year, month and day
- then four characters indicating the sequence in which this LSR was received.

System Downtime:

When an electronic LSR processing system(s) is down and the CLEC wishes to send a LSR during that system's downtime, a specific entry of **SOME**C is required; in the LSR No. field on the manual (paper) LSR. The SOME C entry is used to apply the 'mechanized LSR' charge. Failure to follow this procedure will result in a manual LSR charge instead.

Usage:

	ACTIVITY TYPE (ACCOUNT LEVEL)									
REQTYP	A	C	D	M	T	R	V	SS	RS	W
A	N	N	N	N	N	N	N	N	N	N
B	N	N	N	N	N	N	N	N	N	N
C	N	N	N	N	N	N	N	N	N	N
D**	N	N	N	N	N	N	N	N	N	N
E	N	N	N	N	N	N	N	N	N	N

- continued -

- continued -

F	N	N	N	N	N	N	N	N	N	N
J	N	N	N	N	N	N	N	N	N	N
M	N	N	N	N	N	N	N	N	N	N

LEGEND: C=Conditional, P=Prohibited, R=Required, O=Optional, N=N/A

**To be Developed

Note: Automatically BellSouth system generated.

Data Characteristics: Up to 18 alpha/numeric characters

Example:

N	N	N	N	1	9	9	6	1	2	3	1	0	0	0	1
---	---	---	---	---	---	---	---	---	---	---	---	---	---	---	---

4.3.1.5 AN - Account Number

This field identifies the new *or* existing main account number for the new LSP (the number where the data will “migrate to”). It is a non-dialable, non-standard number (i.e.: miscellaneous account number).

Usage:

	ACTIVITY TYPE (ACCOUNT LEVEL)									
REQTYP	A	C	D	M	T	R	V	SS	RS	W
A	N	N	N	N	N	N	N	N	N	N
B	N	N	N	N	N	N	C	N	N	C*
C	N	C	N	N	N	N	C	N	N	P
D**	N	N	N	N	N	N	N	N	N	N
E	N	C	N	N	N	N	C	N	N	N
F	N	C	N	N	N	N	C	N	N	N

- continued -

- continued -

J	N	N	N	N	N	N	N	N	N	N
M	P	C	P	P	P	N	C	P	P	N

LEGEND: C=Conditional, P=Prohibited, R=Required, O=Optional, N=N/A

* NPT must = D (LNP), otherwise prohibited

** To be Developed

Note 1: Required on REQTYPs B and C (with NPT = A, B, or C), E, F, and M when the ATN field is *not populated* and the request is for Partial Migration, Subsequent Partial Migration, or Subsequent FULL Migration.

Note 2: For REQTYP B (NPT=D) and NC=TY, this field is required to be populated with the miscellaneous account number for the loop.

Note 3: Prohibited when the ATN field is populated, except when REQTYP B (NPT=D) and NC=TY.

Data Characteristics: 10 or 13 alpha/numeric characters

4.3.1.6 ATN - Account Telephone Number

This field identifies the new *or* existing main account number for the new LSP (the number where the data will “migrate to”). It is a **dialable** telephone number.

Usage:

	ACTIVITY TYPE (ACCOUNT LEVEL)									
REQTYP	A	C	D	M	T	R	V	SS	RS	W
A	N	N	N	N	N	N	N	N	N	N
B	N	N	N	N	N	N	C	N	N	P
C	N	C	N	N	N	N	C	N	N	P
D**	N	N	N	N	N	N	N	N	N	N
E	N	C	N	N	N	N	C	N	N	N
F	N	C	N	N	N	N	C	N	N	N

- continued -

- continued -

J	N	N	N	N	N	N	N	N	N	N
M	P	C	P	P	P	N	C	P	P	N

LEGEND: C=Conditional, P=Prohibited, R=Required, O=Optional, N=N/A

**To be Developed

Note 1: Required on REQTYPs B and C (with NPT = A, B, or C), E, F, and M when the AN field is *not populated* and the request is for Partial Migration, Subsequent Partial Migration, or Subsequent FULL Migration.

Note 2: If this field is populated and NPT = D (LNP), this field will indicate where listings is to be added or established.

Note 3: Prohibited when the AN field is populated, except when REQTYP B (NPT=D) and NC=TY.

Note 4: For REQTYP=B, C, if NPT=D and ACT=W then this field is prohibited.

Note 5: For REQTYP B, C (NPT=D), ACT=V, this field is required for LNP full migration when directory information fields are populated. If this field is populated and no directory information related fields are populated, user is subject to possible error conditions.

Data Characteristics: 10 numeric characters

Example:

2	0	1	5	5	5	1	2	1	2
---	---	---	---	---	---	---	---	---	---

4.3.1.7 SC - Service Center

This field identifies the BellSouth Service Center.

Usage:

	ACTIVITY TYPE (ACCOUNT LEVEL)									
REQTYP	A	C	D	M	T	R	V	SS	RS	W
A	R	R	R	R	R	N	R	N	N	N
B	N	N	N	N	N	N	R	N	N	R*
C	N	R	R***	N	N	N	R	N	N	R*

- continued -

D**	N	N	R	N	N	N	N	N	N	N
E	R	R	R	R	R	N	R	R	R	R
F	R	R	R	N	N	N	R	R	R	N
J	R	N	R	N	N	R	N	N	N	N
M	R	R	R	R	R	N	R	R	R	N

LEGEND: C=Conditional, P=Prohibited, R=Required, O=Optional, N=N/A

* NPT must = D (LNP), otherwise prohibited

** To be developed

*** NPT must = A, B, C; prohibited for NPT=D (LNP)

Note 1: For BellSouth, use **LCSC** in this field.

Note 2: Can not be changed on a SUP.

Data Characteristics: 4 alpha/numeric characters

Example:

L	C	S	C
---	---	---	---

4.3.1.8 D/SENT-CC - Date Sent Century (EDI Only)

This field identifies the century of the date the LSR was sent by the CLEC to BellSouth.

Usage:

	ACTIVITY TYPE (ACCOUNT LEVEL)									
REQTYP	A	C	D	M	T	R	V	SS	RS	W
A	R	R	R	R	R	N	R	N	N	N
B	N	N	N	N	N	N	R	N	N	R*
C	N	R	R***	N	N	N	R	N	N	R*

- continued -

- continued -

D**	N	N	R	N	N	N	N	N	N	N
E	R	R	R	R	R	N	R	R	R	R
F	R	R	R	N	N	N	R	R	R	N
J	R	N	R	N	N	R	N	N	N	N
M	R	R	R	R	R	N	R	R	R	N

LEGEND: C=Conditional, P=Prohibited, R=Required, O=Optional, N=N/A

* NPT must = D (LNP), otherwise prohibited

** To be developed

*** NPT must = A, B, C; prohibited for NPT=D (LNP)

Note 1: Must be a valid date.

Note 2: Can not be changed on a SUP.

Valid Entries: Metric Format

TWO DIGIT CENTURY	00 - 99
-------------------	---------

Data Characteristics: 2 numeric characters

Example:

| 1 | 9 |

4.3.1.9 D/SENT - Date Sent

This field identifies the date the LSR was sent by the CLEC to BellSouth.

Usage:

	ACTIVITY TYPE (ACCOUNT LEVEL)									
REQTYP	A	C	D	M	T	R	V	SS	RS	W
A	R	R	R	R	R	N	R	N	N	N
B	N	N	N	N	N	N	R	N	N	R*

- continued -

C	N	R	R***	N	N	N	R	N	N	R*
D**	N	N	R	N	N	N	N	N	N	N
E	R	R	R	R	R	N	R	R	R	R
F	R	R	R	N	N	N	R	R	R	N
J	R	N	R	N	N	R	N	N	N	N
M	R	R	R	R	R	N	R	R	R	N

LEGEND: C=Conditional, P=Prohibited, R=Required, O=Optional, N=N/A

* NPT must = D (LNP), otherwise prohibited

** To be developed

*** NPT must = A, B, C; prohibited for NPT=D (LNP)

Note 1: Must be a current or future date for non-LNP request (e.g. when NPT=A,B,or C).

Note 2: If LSR is received after 11:35 PM CST, it will be reflect the next day's date as the date received.

Valid Entries: Metric Format

TWO DIGIT CENTURY (CC) (TAG Only)	00 - 99
TWO DIGIT YEAR (YY)	00 - 99
TWO DIGIT MONTH (MM)	01 - 12
TWO DIGIT DAY (DD)	01 - 31

Data Characteristics:

- 6 numeric characters for EDI
- 8 numeric characters for TAG

Example:

| 9 | 6 | 1 | 2 | 3 | 1 |

4.3.1.10 DDD-CC - Desired Due Date Century Code (EDI Only)

This field identifies the century of the desired due date on the LSR.

Usage:

	ACTIVITY TYPE (ACCOUNT LEVEL)									
REQTYP	A	C	D	M	T	R	V	SS	RS	W
A	R	R	R	R	R	N	R	N	N	N
B	N	N	N	N	N	N	R	N	N	R*
C	N	R	R***	N	N	N	R	N	N	R*
D**	N	N	R	N	N	N	N	N	N	N
E	R	R	R	R	R	N	R	R	R	R
F	R	R	R	N	N	N	R	R	R	N
J	R	N	R	N	N	R	N	N	N	N
M	R	R	R	R	R	N	R	R	R	N

LEGEND: C=Conditional, P=Prohibited, R=Required, O=Optional, N=N/A

* NPT must = D (LNP), otherwise prohibited

** To be developed

*** NPT must = A, B, C; prohibited for NPT=D (LNP)

Note 1: Must be current or future century.

Note 2: Must be a valid date.

Valid Entries: Metric Format

TWO DIGIT YEAR (YY)	00 - 99
-----------------------	---------

Data Characteristics: 2 numeric characters

Example:

| 1 | 9 |

4.3.1.11 DDD - Desired Due Date

This field identifies the customer's desired due date.

Usage:

REQTYP	ACTIVITY TYPE (ACCOUNT LEVEL)									
	A	C	D	M	T	R	V	SS	RS	W
A	R	R	R	R	R	N	R	N	N	N
B	N	N	N	N	N	N	R	N	N	R*
C	N	R	R***	N	N	N	R	N	N	R*
D**	N	N	R	N	N	N	N	N	N	N
E	R	R	R	R	R	N	R	R	R	R
F	R	R	R	N	N	N	R	R	R	N
J	R	N	R	N	N	R	N	N	N	N
M	R	R	R	R	R	N	R	R	R	N

LEGEND: C=Conditional, P=Prohibited, R=Required, O=Optional, N=N/A

* NPT must = D (LNP), otherwise prohibited

** To be developed

*** NPT must = A, B, C; prohibited for NPT=D (LNP)

Note 1: On disconnect requests, this date represents the date billing is to stop on the involved service and can be no earlier than the date the request is received by BellSouth.

Note 2: When different due dates are required, these dates are stipulated using a separate service request for each desired due date.

Note 3: Must be a current or future date.

Valid Entries: Metric Format

TWO DIGIT CENTURY (CC) (TAG Only)	00 - 99
TWO DIGIT YEAR (YY)	00 - 99
TWO DIGIT MONTH (MM)	01 - 12
TWO DIGIT DAY (DD)	01 - 31

Data Characteristics:

- 6 numeric characters for EDI
- 8 numeric characters for TAG

Example:

9	6	1	2	3	1
---	---	---	---	---	---

4.3.1.12 DDDO-CC - Desired Due Date Out Century Code (EDI Only)

This field identifies the century of the customer's desired due date for disconnection of service at the old location when the end user's service is moving to a new location.

Usage:

	ACTIVITY TYPE (ACCOUNT LEVEL)									
REQTYP	A	C	D	M	T	R	V	SS	RS	W
A	N	N	N	N	C	N	N	N	N	N
B	N	N	N	N	N	N	N	N	N	N
C	N	N	N	N	N	N	N	N	N	N
D**	N	N	N	N	N	N	N	N	N	N
E	N	N	N	N	C	N	N	N	N	N
F	N	N	N	N	N	N	N	N	N	N
J	N	N	N	N	N	N	N	N	N	N
M	N	N	N	N	C	N	N	N	N	N

LEGEND: C=Conditional, P=Prohibited, R=Required, O=Optional, N=N/A

**To be Developed

Note 1: Required when the DDDO field is populated.

Note 2: Must be current or future century.

Note 3: Must be a valid date.

Valid Entries: Metric Format

TWO DIGIT CENTURY	00 - 99
-------------------	---------

Data Characteristics: 2 numeric characters

Example:

| 1 | 9 |

4.3.1.13 DDDO - Desired Due Date Out Date

This field identifies the customer's desired due date for disconnection of service at the old location when the end user's service is moving to a new location.

Usage:

REQTYP	ACTIVITY TYPE (ACCOUNT LEVEL)									
	A	C	D	M	T	R	V	SS	RS	W
A	N	N	N	N	R	N	N	N	N	N
B	N	N	N	N	N	N	N	N	N	N
C	N	N	N	N	N	N	N	N	N	N
D**	N	N	N	N	N	N	N	N	N	N
E	N	N	N	N	R	N	N	N	N	N
F	N	N	N	N	N	N	N	N	N	N
J	N	N	N	N	N	N	N	N	N	N
M	N	N	N	N	R	N	N	N	N	N

LEGEND: C=Conditional, P=Prohibited, R=Required, O=Optional, N=N/A

**To be Developed

Note: Must be a valid date.

Valid Entries: Metric Format

TWO DIGIT CENTURY (CC) (TAG Only)	00 - 99
TWO DIGIT YEAR (YY)	00 - 99
TWO DIGIT MONTH (MM)	01 - 12
TWO DIGIT DAY (DD)	01 - 31

Data Characteristics:

- 6 numeric characters for EDI
- 8 numeric characters for TAG

Example:

| 9 | 6 | 1 | 2 | 3 | 1 |

4.3.1.14 DFDT - Desired Frame Due Time

This field identifies the desired frame cut over time.

Usage:

REQTYP	ACTIVITY TYPE (ACCOUNT LEVEL)									
	A	C	D	M	T	R	V	SS	RS	W
A	C	C	C	C	C	N	C	N	N	N
B	N	N	N	N	N	N	C	N	N	C*
C	N	N	N	N	N	N	N	N	N	N
D**	N	N	N	N	N	N	N	N	N	N
E	C	C	C	C	C	N	C	C	C	C
F	C	C	C	N	N	N	C	C	C	N

- continued -

- continued -

J	N	N	N	N	N	N	N	N	N	N
M	N	N	N	N	N	N	N	N	N	N

LEGEND: C=Conditional, P=Prohibited, R=Required, O=Optional, N=N/A

* NPT must = D (LNP), otherwise prohibited

** To be Developed

Note 1: Required when manual coordination time specific is requested for REQTYP A or B on Non-Designed loops NC=TY.

Note 2: REQTYP C, if any data is entered in this field, it will not be acknowledged.

Note 3: The time will reflect the local time of the end user location (s).

Valid Entries:

TWO DIGIT HOUR (01 - 24) / 2 DIGIT MINUTE (00 - 59)

Data Characteristics: Up to 9 alpha/numeric characters

Example:

1 | 4 | 3 | 0 |

4.3.1.15 PROJECT ID (EDI only) or PROJECT (TAG only) - Project Identification

This field identifies the project to which the request is to be associated.

Usage:

	ACTIVITY TYPE (ACCOUNT LEVEL)									
REQTYP	A	C	D	M	T	R	V	SS	RS	W
A	O	O	O	O	O	N	O	N	N	N
B	N	N	N	N	N	N	O	N	N	O*
C	N	O	O***	N	N	N	O	N	N	O*
D**	N	N	O	N	N	N	N	N	N	N

- continued -

E	O	O	O	O	O	N	O	O	O	O
F	O	O	O	N	N	N	O	O	O	N
J	N	N	N	N	N	N	N	N	N	N
M	N	N	N	N	N	N	N	N	N	N

LEGEND: C=Conditional, P=Prohibited, R=Required, O=Optional, N=N/A

* NPT must = D (LNP), otherwise prohibited

** To be developed

*** NPT must = A, B, C; prohibited for NPT=D (LNP)

Note 1: Examples of the use would be the relating of multiple Service Requests, previously negotiated order, etc.

Note 2: BellSouth may initiate the project identification and provide this to the CLEC who will populate the field when submitting a Service Request.

Note 3: Use of this field is based on provider/customer negotiations.

Note 4: It is very important that projects are referred to the Account Team for coordination to insure a successful cutover.

Data Characteristics: Up to 16 alpha/numeric characters

Example:

U	N	E																	
---	---	---	--	--	--	--	--	--	--	--	--	--	--	--	--	--	--	--	--

4.3.1.16 CHC - Coordinated Hot Cut

This field identifies that the customer is requesting a near seamless cutover activity.

Usage:

REQTYP	ACTIVITY TYPE (ACCOUNT LEVEL)									
	A	C	D	M	T	R	V	SS	RS	W
A	C	O	O	O	O	N	C	N	N	N
B	C	N	N	N	N	N	C	N	N	C*
C	N	N	N	N	N	N	N	N	N	N
D**	N	N	N	N	N	N	N	N	N	N
E	O	O	O	O	O	N	O	O	O	O
F	O	O	O	N	N	N	O	O	O	N
J	N	N	N	N	N	N	N	N	N	N
M	O	O	O	O	O	N	O	O	O	N

LEGEND: C=Conditional, P=Prohibited, R=Required, O=Optional, N=N/A

* NPT must = D (LNP), otherwise prohibited

**To be Developed

Note 1: REQTYP A or B, for manual coordination of coordination of SLI Non-designed NC=TY.

Note 2: REQTYP C, if any data is entered in this field, it will not be acknowledged.

Note 3: Required on REQTYP A or B when NC=TY when DFDT is populated.

Note 4: Prohibited on REQTYP A or B and the NC=LY or LX.

Valid Entries: Y = Yes, or Blank

Data Characteristics: 1 alpha character

Example:

.
 [Y]

4.3.1.17 REQTYP - Requisition Type and Status

This field identifies the type of service being requested and the status of the request.

Usage:

REQTYP	ACTIVITY TYPE (ACCOUNT LEVEL)									
	A	C	D	M	T	R	V	SS	RS	W
A	R	R	R	R	R	P	R	P	P	P
B	P	P	P	P	P	P	R	P	P	R*
C	P	R	R***	P	P	P	R	P	P	R*
D**	P	P	R	P	P	P	P	P	P	P
E	R	R	R	R	R	P	R	R	R	R
F	R	R	R	P	P	P	R	R	R	P
J	R	P	R	P	P	R	P	P	P	P
M	R	R	R	R	R	P	R	R	R	P

LEGEND: C=Conditional, P=Prohibited, R=Required, O=Optional, N=N/A

* NPT must = D (LNP), otherwise prohibited

** To be developed

*** NPT must = A, B, C; prohibited for NPT=D (LNP)

Note 1: For REQTYP=C, ACT=D is valid for NPT=A, B, C; it is prohibited for NPT=D.

Note 2: Can not be changed on a SUP.

Valid Entries:

The following table shows REQTYP definitions.

Table G Request Type Code — Service Type Name

REQTYP	SERVICE TYPE
A	LOOP (LS)
B	LOOP w/NUMBER PORTABILITY (Loop w/NP)
C	NUMBER PORTABILITY (NP)

- continued -

Table G Request Type Code — Service Type Name (continued)

D**	RETAIL / BUNDLED
E	RESALE (RS)
F	PORT (PS)
J	DIR LISTINGS AND ASSISTANCE (DLR)
M	NETWORK COMBINATIONS

**To be Developed.

- A request must be issued as a Firm Order.
- The *first* character of the REQ TYP specifies the *type of service*.
- The *second* character of the REQ TYP specifies the *status of the request* and will be denoted by a “B” (B=Firm Order).

Data Characteristics: 2 alpha characters

Example:

A	B
---	---

4.3.1.18 ACT - Activity Type

This field identifies the activity involved in this service request.

CAUTION

On a supplement to a request, this field carries the original activity type.

Usage:

	ACTIVITY TYPE (ACCOUNT LEVEL)									
REQ TYP	A	C	D	M	T	R	V	SS	RS	W
A	R	R	R	R	R	P	R	P	P	P
B	P	P	P	P	P	P	R	P	P	R*

- continued -

C	P	R	R***	P	P	P	R	P	P	R*
D**	P	P	R	P	P	P	P	P	P	P
E	R	R	R	R	R	P	R	R	R	R
F	R	R	R	P	P	P	R	R	R	P
J	R	P	R	P	P	R	P	P	P	P
M	R	R	R	R	R	P	R	R	R	P

LEGEND: C=Conditional, P=Prohibited, R=Required, O=Optional, N=N/A

* NPT must = D (LNP), otherwise prohibited

** To be developed

*** NPT must = A, B, C; prohibited for NPT=D (LNP)

Note 1: For REQTYP=C, ACT=D is valid for NPT=A, B, C; it is prohibited for NPT=D.

Note 2: (REQTYP = B or C, ACT = V, NPT = A, B, C)Requests for a **FULL MIGRATION** of *existing* Interim Number Portability-INP or Loop with (Interim) Number Portability-L w/NP services, a request can be made that the end user listing remain “ as is” simply by providing NO listing data.Note 3: (REQTYP = B or C, ACT = W, NPT = D (LNP))must be used for **LNP FULL MIGRATIONS** when the CLEC wants the listing to remain the same (“as is”)without providing Directory Listing Service Information.Note 4: Required when requesting Listing Only *or* Directory Delivery on **PORTED OUT NUMBERS**, otherwise prohibited.Note 5: When NPT field = D, ACT field *must* be C or V , or W (if FULL MIGRATION).

Note 6: Can not be changed on a SUP.

Valid Entries:

The following table shows ACTIVITY definitions.

Table H Activity Type Code — Service Type Name

ACTIVITY	ACTIVITY DESCRIPTION
A	NEW INSTALLATION
C	CHANGE / MODIFICATION TO AN EXISTING SERVICE
D	DISCONNECT
M	INSIDE MOVE OF THE PHYSICAL TERMINATION WITHIN A BUILDING
T	OUTSIDE MOVE OF AN END USER LOCATION WHERE LSP IS NOT CHANGING.
R	RECORD ACTIVITY - ORDERING ADMINISTRATIVE CHANGES
V	CONVERSION TO NEW LSP
SS	SUSPEND SERVICE
RS	RESTORE SERVICE
W	CONVERSION "AS IS "

Notes for Partial Migrations:

The new main telephone number for the remaining account must be provided in the REMARKS section. Failure to provide this will result in the LSR being clarified.

The new main listing for the remaining account must be provided or the listing will be set up identically to the listing that the migrating number had. This information should be submitted in the REMARKS section of the LSR provided it is clearly communicated. If the LCSC cannot establish an identical listing and/or the information is not clearly communicated, the LSR will be clarified.

The Hunt Sequence (if applicable) should be clearly communicated in the REMARKS section. If no information is provided, the LCSC will attempt to set up the hunt sequence identically to the hunt sequence on the remaining account less the numbers migrated. If the LCSC is not able to determine what the new hunt sequence should be and the information has not been clearly communicated in the REMARKS section, the LSR will be clarified.

Data Characteristics: Up to 2 alpha characters

4.3.1.19 SUP - Supplement Type

A supplement is any new iteration of a Service Request. The entry in the SUP field identifies the reason for which the supplement is being issued.

Usage:

	ACTIVITY TYPE (ACCOUNT LEVEL)									
REQTYP	A	C	D	M	T	R	V	SS	RS	W
A	C	C	C	C	C	N	C	N	N	N
B	N	N	N	N	N	N	C	N	N	C*
C	N	C	C***	N	N	N	C	N	N	C*
D**	N	N	C	N	N	N	N	N	N	N
E	C	C	C	C	C	N	C	C	C	C
F	C	C	C	N	N	N	C	C	C	N
J	C	N	C	N	N	C	N	N	N	N
M	C	C	C	C	C	N	C	C	C	N

LEGEND: C=Conditional, P=Prohibited, R=Required, O=Optional, N=N/A

* NPT must = D (LNP), otherwise prohibited

** To be developed

*** NPT must = A, B, C; prohibited for NPT=D (LNP)

Note 1: **Prohibited on initial request.**

Note 2: Prohibited when changing activity entry in the ACT field.

Note 3: Prohibited when changing a Service Type that results in a change to the first character of the REQTYP field.

Note 4: When issuing a SUP, the same PON number on the original LSR should be used, however the (VER) must be different.

Note 5: The following fields can not be changed when issuing a SUP: CC, SC, PON, REQTYP, ACT, LOCBAN, EAN, and EATN. In addition, when the NPT field =A, B, or C, it can not be changed to D and when the NPT field =D, it can not be changed to A, B, or C.

Valid Entries:

01 = CANCEL - Indicates that the pending order is to be canceled in its entirety.

- If the pending order was already completed as ordered, a separate request must be sent instead of a SUP.
- Valid for Firm Orders whether or not the confirmation has been sent.

04 = NEW DESIRED DUE DATE - The pending order requires only a change of desired due date.

- Indicates the pending order requires a change of due date. The new due date is specified in the DDD field. If the request is to establish an earlier due date, then the EXP field must contain a 'Y'.
-

05 = OTHER - All other changes

- This may affect the previously agreed upon due date.
- Partial cancellations should be entered with an '05' in the SUP field.

Data Characteristics: 2 numeric characters

4.3.1.20 EXP - Expedite

This field identifies that expedited treatment is requested and any charges generated in provisioning this request (ie: additional engineering charges or labor charges) will be accepted.

Usage:

REQTYP	ACTIVITY TYPE (ACCOUNT LEVEL)									
	A	C	D	M	T	R	V	SS	RS	W
A	O	O	O	O	O	N	O	N	N	N
B	N	N	N	N	N	N	O	N	N	O*
C	N	O	O***	N	N	N	O	N	N	O*
D**	N	N	O	N	N	N	N	N	N	N
E	O	O	O	O	O	N	O	O	O	O
F	O	O	N	N	N	N	O	O	O	N

- continued -

- continued -

J	N	N	N	N	N	N	N	N	N	N
M	O	O	O	O	O	N	O	O	O	N

LEGEND: C=Conditional, P=Prohibited, R=Required, O=Optional, N=N/A

* NPT must = D (LNP), otherwise prohibited

** To be developed

*** NPT must = A, B, C; prohibited for NPT=D (LNP)

Valid Entries: Y = Yes (Expedite Charges) are authorized, or Blank

Data Characteristics: 1 alpha character

Example:

Y

4.3.1.21 RTR - Response Type Requested

This field identifies the type of confirmation response requested by the customer.

Usage:

	ACTIVITY TYPE (ACCOUNT LEVEL)									
REQTYP	A	C	D	M	T	R	V	SS	RS	W
A	R	R	R	R	R	N	R	N	N	N
B	N	N	N	N	N	N	R	N	N	R*
C	N	R	R***	N	N	N	R	N	N	R*
D**	N	N	R	N	N	N	N	N	N	N
E	R	R	R	R	R	N	R	R	R	R
F	R	R	R	N	N	N	R	R	R	N

- continued -

- continued -

J	R	N	R	N	N	R	N	N	N	N
M	R	R	R	R	R	N	R	R	R	N

LEGEND: C=Conditional, P=Prohibited, R=Required, O=Optional, N=N/A

* NPT must = D (LNP), otherwise prohibited

** To be developed

*** NPT must = A, B, C; prohibited for NPT=D (LNP)

Valid Entry: C = Confirmation

Data Characteristics: 1 alpha character

4.3.1.22 CC - Company Code

This field identifies the Exchange Carrier requesting the service.

Usage:

	ACTIVITY TYPE (ACCOUNT LEVEL)									
REQTYP	A	C	D	M	T	R	V	SS	RS	W
A	R	R	R	R	R	N	R	N	N	N
B	N	N	N	N	N	N	R	N	N	R*
C	N	R	R***	N	N	N	R	N	N	R*
D**	N	N	R	N	N	N	N	N	N	N
E	R	R	R	R	R	N	R	R	R	R
F	R	R	R	N	N	N	R	R	R	N
J	R	N	R	N	N	R	N	N	N	N
M	R	R	R	R	R	N	R	R	R	N

LEGEND: C=Conditional, P=Prohibited, R=Required, O=Optional, N=N/A

* NPT must = D (LNP), otherwise prohibited

** To be developed

*** NPT must = A, B, C; prohibited for NPT=D (LNP)

Note: Can not be changed on a SUP.

Valid Entries: A four alpha numeric character code structure for all Exchange Carriers in North America and certain US territories maintained by NECA (National Exchange Carrier Association).

Data Characteristics: 4 alpha/numeric characters

Example:

Y

4.3.1.23 AENG - Additional Engineering Authorization

Indicates that if additional engineering is required, an estimate of the charges is to be forwarded to the initiator of the request.

Usage:

REQTYP	ACTIVITY TYPE (ACCOUNT LEVEL)									
	A	C	D	M	T	R	V	SS	RS	W
A	O	O	O	O	O	N	O	N	N	N
B	N	N	N	N	N	N	O	N	N	O*
C	N	O	O***	N	N	N	O	N	N	O*
D**	N	N	O	N	N	N	N	N	N	N
E	O	O	O	O	O	N	O	O	O	O
F	O	O	O	N	N	N	O	O	O	N
J	N	N	N	N	N	N	N	N	N	N
M	O	O	O	O	O	N	O	O	O	N

LEGEND: C=Conditional, P=Prohibited, R=Required, O=Optional, N=N/A

* NPT must = D (LNP), otherwise prohibited

** To be developed

*** NPT must = A, B, C; prohibited for NPT=D (LNP)

Valid Entries: Y = Yes (Additional Engineering) is authorized, or Blank

Data Characteristics: 1 alpha character

4.3.1.24 ALBR - Additional Labor Authorization

Indicates that additional labor is requested and charges will be accepted in conjunction with this LSR, (ie: Sunday or out of normal business hour installation) is being requested.

Usage:

	ACTIVITY TYPE (ACCOUNT LEVEL)									
REQTYP	A	C	D	M	T	R	V	SS	RS	W
A	O	O	O	O	O	N	O	N	N	N
B	N	N	N	N	N	N	O	N	N	O*
C	N	O	O***	N	N	N	O	N	N	O*
D**	N	N	O	N	N	N	N	N	N	N
E	O	O	O	O	O	N	O	O	O	O
F	O	O	O	N	N	N	O	O	O	N
J	N	N	N	N	N	N	N	N	N	N
M	O	O	O	O	O	N	O	O	O	N

LEGEND: C=Conditional, P=Prohibited, R=Required, O=Optional, N=N/A

* NPT must = D (LNP), otherwise prohibited

** To be developed

*** NPT must = A, B, C; prohibited for NPT=D (LNP)

Valid Entries: Y = Yes (Additional Labor) is authorized, or Blank.

Data Characteristics: 1 alpha character

Example:

.....
 | Y |

4.3.1.25 SCA - Special Construction Authorization

Indicates pre-authorization for special construction.

Usage:

REQTYP	ACTIVITY TYPE (ACCOUNT LEVEL)									
	A	C	D	M	T	R	V	SS	RS	W
A	O	O	O	O	O	N	O	N	N	N
B	N	N	N	N	N	N	O	N	N	O*
C	N	O	O***	N	N	N	O	N	N	O*
D**	N	N	O	N	N	N	N	N	N	N
E	O	O	O	O	O	N	O	O	O	O
F	O	O	O	N	N	N	O	O	O	N
J	N	N	N	N	N	N	N	N	N	N
M	O	O	O	O	O	N	O	O	O	N

LEGEND: C=Conditional, P=Prohibited, R=Required, O=Optional, N=N/A

* NPT must = D (LNP), otherwise prohibited

** To be developed

*** NPT must = A, B, C; prohibited for NPT=D (LNP)

Valid Entries: Y = Yes (Special Construction) is authorized, or Blank

Data Characteristics: 1 alpha character

Example:

Y

4.3.1.26 AGAUTH - Agency Authorization Status

Indicates that the customer is acting as an end user's agent and has authorization on file.

Usage:

	ACTIVITY TYPE (ACCOUNT LEVEL)									
REQTYP	A	C	D	M	T	R	V	SS	RS	W
A	O	O	O	O	O	N	O	N	N	N
B	N	N	N	N	N	N	O	N	N	O*
C	N	O	O***	N	N	N	O	N	N	O*
D**	N	N	O	N	N	N	N	N	N	N
E	O	O	O	O	O	N	O	O	O	O
F	O	O	O	N	N	N	O	O	O	N
J	O	N	O	N	N	O	N	N	N	N
M	O	O	O	O	O	N	O	O	O	N

LEGEND: C=Conditional, P=Prohibited, R=Required, O=Optional, N=N/A

* NPT must = D (LNP), otherwise prohibited

** To be developed

*** NPT must = A, B, C; prohibited for NPT=D (LNP)

Valid Entries: Y = Yes, or Blank

Data Characteristics: 1 alpha character

Example:

[Y]

4.3.1.27 DATED-CC - Date of Agency Authorization Century Code (EDI Only)

Indicates the Century Code of the date appearing on the agency authorization that was previously submitted to the provider.

Usage:

	ACTIVITY TYPE (ACCOUNT LEVEL)									
REQTYP	A	C	D	M	T	R	V	SS	RS	W
A	C	C	C	C	C	N	C	N	N	N

- continued -

B	N	N	N	N	N	N	C	N	N	C*
C	N	C	C***	N	N	N	C	N	N	C*
D**	N	N	C	N	N	N	N	N	N	N
E	C	C	C	C	C	N	C	C	C	C
F	C	C	C	N	N	N	C	C	C	N
J	C	N	C	N	N	C	N	N	N	N
M	C	C	C	C	C	N	C	C	C	N

LEGEND: C=Conditional, P=Prohibited, R=Required, O=Optional, N=N/A

* NPT must = D (LNP), otherwise prohibited

** To be developed

*** NPT must = A, B, C; prohibited for NPT=D (LNP)

Note 1: Required when DATED field is populated.

Note 2: Must be a valid date.

Data Characteristics: 2 numeric characters**4.3.1.28 DATED - Date of Agency Authorization**

Indicates the date appearing on the agency authorization that was previously submitted to the provider.

Usage:

	ACTIVITY TYPE (ACCOUNT LEVEL)									
REQTYP	A	C	D	M	T	R	V	SS	RS	W
A	C	C	C	C	C	N	C	N	N	N
B	N	N	N	N	N	N	C	N	N	C*
C	N	C	C***	N	N	N	C	N	N	C*
D**	N	N	C	N	N	N	N	N	N	N

- continued -

- continued -

E	C	C	C	C	C	N	C	C	C	C
F	C	C	C	N	N	N	C	C	C	N
J	C	N	C	N	N	C	N	N	N	N
M	C	C	C	C	C	N	C	C	C	N

LEGEND: C=Conditional, P=Prohibited, R=Required, O=Optional, N=N/A

* NPT must = D (LNP), otherwise prohibited

** To be developed

*** NPT must = A, B, C; prohibited for NPT=D (LNP)

Note 1: Required when AGAUTH field is populated.

Note 2: Must be a valid date.

Data Characteristics:

- 6 numeric characters for EDI
- 8 numeric characters for TAG

4.3.1.29 AUTHNM - Authorization Name

This field identifies the person who signed the authorization.

Usage:

REQTYP	ACTIVITY TYPE (ACCOUNT LEVEL)									
	A	C	D	M	T	R	V	SS	RS	W
A	O	O	O	O	O	N	O	N	N	N
B	N	N	N	N	N	N	O	N	N	O*
C	N	O	O***	N	N	N	O	N	N	O*
D**	N	N	O	N	N	N	N	N	N	N
E	O	O	O	O	O	N	O	O	O	O
F	O	O	O	N	N	N	O	O	O	N

- continued -

- continued -

J	O	N	O	N	N	O	N	N	N	N
M	N	N	N	N	N	N	N	N	N	N

LEGEND: C=Conditional, P=Prohibited, R=Required, O=Optional, N=N/A

* NPT must = D (LNP), otherwise prohibited

** To be developed

*** NPT must = A, B, C; prohibited for NPT=D (LNP)

Data Characteristics: Up to 15 alpha/numeric**Example:**

E	N	D		U	S	E	R		N	A	M	E		
---	---	---	--	---	---	---	---	--	---	---	---	---	--	--

4.3.1.30 ACTL - Access Customer Terminal Location

This field identifies the CLLI (Common Language Location Identification) code of the customer facility terminal location. The CLLI code will have been previously assigned.

Usage:

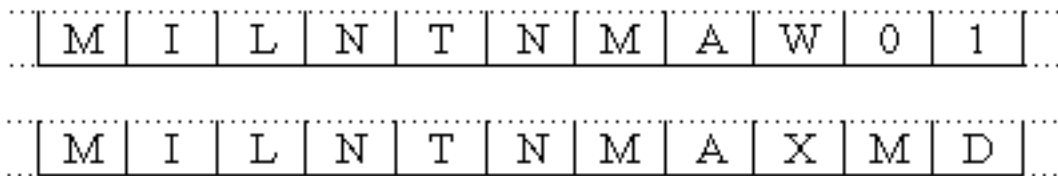
REQTYP	ACTIVITY TYPE (ACCOUNT LEVEL)									
	A	C	D	M	T	R	V	SS	RS	W
A	R	R	R	R	R	N	R	N	N	N
B	N	N	N	N	N	N	R	N	N	R*
C	N	O	O***	N	N	N	N	N	N	N
D**	N	N	O	N	N	N	N	N	N	N
E	O	O	O	O	O	N	O	O	O	O
F	O	O	O	N	N	N	O	O	O	N
J	P	N	P	N	N	P	N	N	N	N
M	O	O	O	O	O	N	O	O	O	N

LEGEND: C=Conditional, P=Prohibited, R=Required, O=Optional, N=N/A

- * NPT must = D (LNP), otherwise prohibited
- ** To be developed
- *** NPT must = A, B, C; prohibited for NPT=D (LNP)

Data Characteristics: 11 alpha/numeric characters

Example:



4.3.1.31 APOT - Additional Point of Termination

Further identifies the ACTL point of termination.

Usage:

	ACTIVITY TYPE (ACCOUNT LEVEL)									
REQTYP	A	C	D	M	T	R	V	SS	RS	W
A	C	C	C	C	C	N	C	N	N	N
B	N	N	N	N	N	N	O	N	N	O*
C	N	O	O***	N	N	N	N	N	N	N
D**	N	N	O	N	N	N	N	N	N	N
E	O	O	O	O	O	N	O	O	O	O
F	O	O	O	N	N	N	O	O	O	N
J	P	N	P	N	N	P	N	N	N	N
M	N	N	N	N	N	N	N	N	N	N

LEGEND: C=Conditional, P=Prohibited, R=Required, O=Optional, N=N/A

- * NPT must = D (LNP), otherwise prohibited
- ** To be developed

*** NPT must = A, B, C; prohibited for NPT=D (LNP)

Note 1: Required when the ACTL field does *not* identify the specific physical termination point of the service.

Note 2: This field may be a CLLI code or any other format to identify a termination location within an ACTL.

Example: For example, the customer may preassign cross-connect information for its service-to-service order coordination (ie: Bay 17, Panel 5, and Jack 24 as the APOT).

Data Characteristics: Up to 11 alpha/numeric characters

Example:

|A|T|L|N|G|A|M|A|F|X|X|

|B|1|7|-|P|5|-|J|K|2|4|

4.3.1.32 LST - Local Service Termination CLLI

This field identifies the CLLI code of the end office switch from which service is being requested.

Usage:

	ACTIVITY TYPE (ACCOUNT LEVEL)									
REQTYP	A	C	D	M	T	R	V	SS	RS	W
A	O	O	O	O	O	N	O	N	N	N
B	N	N	N	N	N	N	O	N	N	O*
C	N	O	O***	N	N	N	O	N	N	O*
D**	N	N	O	N	N	N	N	N	N	N
E	O	O	O	O	O	N	O	O	O	O
F	R	R	R	N	N	N	R	R	R	N

- continued -

- continued -

J	N	N	N	N	N	N	N	N	N	N
M	O	O	O	O	O	N	O	O	O	N

LEGEND: C=Conditional, P=Prohibited, R=Required, O=Optional, N=N/A

* NPT must = D (LNP), otherwise prohibited

** To be developed

*** NPT must = A, B, C; prohibited for NPT=D (LNP)

Note: BellSouth will obtain this information according to the end user address populated on the End User screen to process the request.

Data Characteristics: 11 alpha/numeric characters

Example:

S	N	F	C	C	A	M	C	W	0	1
---	---	---	---	---	---	---	---	---	---	---

4.3.1.33 LSO - Local Serving Office

This field identifies the NPA/NXX of the local or alternate serving central office of the customer location or primary location of the end use.

Usage:

REQTYP	ACTIVITY TYPE (ACCOUNT LEVEL)									
	A	C	D	M	T	R	V	SS	RS	W
A	R	R	R	R	R	N	R	N	N	N
B	N	N	N	N	N	N	R	N	N	R*
C	N	R	R***	N	N	N	O	N	N	O*
D**	N	N	O	N	N	N	N	N	N	N
E	O	O	O	O	O	N	O	O	O	O
F	R	R	R	N	N	N	R	R	R	N

- continued -

- continued -

J	N	N	N	N	N	N	N	N	N	N
M	R	R	R	R	R	N	R	R	R	N

LEGEND: C=Conditional, P=Prohibited, R=Required, O=Optional, N=N/A

* NPT must = D (LNP), otherwise prohibited

** To be developed

*** NPT must = A, B, C; prohibited for NPT=D (LNP)

Note: BellSouth will obtain this information according to the end user address populated on the End User screen to process the request.

Data Characteristics: 6 numeric characters**Example:**

2	0	1	8	8	5
---	---	---	---	---	---

4.3.1.34 TOS - Type of Service

This field identifies the Type of Service for the line ordered. The Type of Service identifies the end-user account as either business, residence or government, etc. .

Usage:

REQTYP	ACTIVITY TYPE (ACCOUNT LEVEL)									
	A	C	D	M	T	R	V	SS	RS	W
A	R	R	R	R	R	N	R	N	N	N
B	N	N	N	N	N	N	R	N	N	R*
C	N	R	R***	N	N	N	R	N	N	R*
D**	N	N	R	N	N	N	N	N	N	N
E	R	R	R	R	R	N	R	R	R	R
F	R	R	R	N	N	N	R	R	R	N

- continued -

- continued -

J	R	N	R	N	N	R	N	N	N	N
M	R	R	R	R	R	N	R	R	R	N

LEGEND: C=Conditional, P=Prohibited, R=Required, O=Optional, N=N/A

* NPT must = D (LNP), otherwise prohibited

** To be developed

*** NPT must = A, B, C; prohibited for NPT=D (LNP)

Note: For REQ TYP A, on requests that are creating designed or non-designed loops; the TOS field *must* either be 1* or 3 and A or B .

- **1 *** = all other services *except* gov't
- **3** = gov't

Valid Entries:

1ST CHARACTER
1 = BUSINESS
2 = RESIDENCE
3 = GOVERNMENT
2ND CHARACTER
A = MULTI-LINE
B = SINGLE LINE
C = COIN

Data Characteristics: 2 alpha/numeric characters

4.3.1.35 BCS - Basic Class of Service

This field identifies the Basic Class of Service for the COMPLEX service ordered. The Basic Class of Service identifies the End User's service.

Usage:

	ACTIVITY TYPE (ACCOUNT LEVEL)									
REQTYP	A	C	D	M	T	R	V	SS	RS	W
A	N	N	N	N	N	N	N	N	N	N
B	N	N	N	N	N	N	N	N	N	N
C	N	N	N	N	N	N	N	N	N	N
D**	N	N	N	N	N	N	N	N	N	N
E	C	O	O	O	C	N	O	O	O	O
F	N	N	N	N	N	N	N	N	N	N
J	N	N	N	N	N	N	N	N	N	N
M	N	N	N	N	N	N	N	N	N	N

LEGEND: C=Conditional, P=Prohibited, R=Required, O=Optional, N=N/A

**To be Developed

Note: Required on COMPLEX (ie: PBX, ISDN, etc.) services only.

Data Characteristics: 3 or 5 alpha/numeric characters

4.3.1.36 SPEC - Service Product Enhancement Code

This field identifies a specific product or service offering.

Usage:

	ACTIVITY TYPE (ACCOUNT LEVEL)									
REQTYP	A	C	D	M	T	R	V	SS	RS	W
A	O	O	O	O	O	N	O	N	N	N
B	N	N	N	N	N	N	O	N	N	O*
C	N	O	O***	N	N	N	O	N	N	O*
D**	N	N	O	N	N	N	N	N	N	N
E	O	O	O	O	O	N	O	O	O	O
F	O	O	O	N	N	N	O	O	O	N

- continued -

- continued -

J	N	N	N	N	N	N	N	N	N	N
M	O	O	O	O	O	N	O	O	O	N

LEGEND: C=Conditional, P=Prohibited, R=Required, O=Optional, N=N/A

* NPT must = D (LNP), otherwise prohibited

** To be developed

*** NPT must = A, B, C; prohibited for NPT=D (LNP)

Note: SPEC may be applicable for circuit level features and options other than those already identified by the Network Channel (NC) and Network Channel Interface (NCI) codes.

Valid Entries:

Valid entries for UNE service: Position 1 - 7 = any alpha character, *except 'I'* or any numeric character, *except '0'*.

Valid entries for RESALE service:

Table I SPEC — LSF Valid Entries (Activity Types = A, C, M, T, R, and V) valid in all state except Tennessee and North Carolina

ENTRY	DESCRIPTION
EU	Add Local Service Freeze (LSF) per End User request.
LP	Add Local Service Freeze (LSF) per Local Povider request.
DE	Delete Local Service Freeze (LSF).
Data Characters: 2 characters and 5 spaces	

Data Characteristics: 5 or 7 alpha/numeric characters

Example:

B	D	1	T	5	A	B	...
---	---	---	---	---	---	---	-----

4.3.1.37 NC - Network Channel Code

This field identifies the network channel code for the circuit(s) involved. Describes the channel being requested.

Usage:

	ACTIVITY TYPE (ACCOUNT LEVEL)									
REQTYP	A	C	D	M	T	R	V	SS	RS	W
A	R	R	R	R	R	N	R	N	N	N
B	N	N	N	N	N	N	R	N	N	R*
C	N	N	N	N	N	N	N	N	N	N
D**	N	N	N	N	N	N	N	N	N	N
E	N	N	N	N	N	N	N	N	N	N
F	N	N	N	N	N	N	N	N	N	N
J	P	N	P	N	N	P	N	N	N	N
M	N	N	N	N	N	N	N	N	N	N

LEGEND: C=Conditional, P=Prohibited, R=Required, O=Optional, N=N/A

* NPT must = D (LNP), otherwise prohibited

**To be Developed

NC Code format:

- The *first two alpha characters* are the *channel service code* which identifies the channel service.
- The *third alpha/numeric character* identifies the *type of conditioning* required on the channel. If there is no conditioning required, then this position has a hyphen (-).
- The *fourth alpha character* indicates *optional features*, such as bridging. If no options are required, then position has a hyphen (-).

Data Characteristics: 4 alpha/numeric characters

Example:

|L|C|-|A|

4.3.1.38 NCI - Network Channel Interface Code

Indicates the electrical conditions on the circuit at the ACTL/Primary Location.

Usage:

	ACTIVITY TYPE (ACCOUNT LEVEL)									
REQTYP	A	C	D	M	T	R	V	SS	RS	W
A	C	C	C	C	C	N	C	N	N	N
B	N	N	N	N	N	N	C	N	N	C*
C	N	N	N	N	N	N	N	N	N	N
D**	N	N	N	N	N	N	N	N	N	N
E	N	N	N	N	N	N	N	N	N	N
F	N	N	N	N	N	N	N	N	N	N
J	P	N	P	N	N	P	N	N	N	N
M	N	N	N	N	N	N	N	N	N	N

LEGEND: C=Conditional, P=Prohibited, R=Required, O=Optional, N=N/A

* NPT must = D (LNP), otherwise prohibited

**To be Developed

NCI Code format:

This field consists of up to a twelve character code where the:

- First two numeric characters (position 1 and 2) are required and represent the physical conductors, which describe the number of wires that traverse the point of termination (POT).
- Next two alpha characters (position 3 and 4) are required and identify signaling and/or transmission characteristics.
- Next alpha/numeric character (position 5) is required and describes the impedance with which the customer / end user will terminate the channel for the purpose of evaluating transmission performance or to indicate if the circuit is fiber.
- Next character (position 6) is a period (used as a delimiter).
- Next three alpha/numeric (position 7, 8, and 9) describe the protocol options.
- Next character (position 10) is a period (used as a delimiter).

- Next alpha character (position 11) describes the transmission level to be received at the customer/end user interface from the provider.
- Next alpha character (position 12) describes the transmission level to be transmitted from the customer/end user interface to the provider.

Note 1: Required when the NC code is populated *and* service is designed.

Note 2: (REQTYP = A or B) Prohibited when the NC code is populated and the service is NON-designed.

Note 3: 'O' - Alpha = No transmission in this direction Blank *or* dash (-) = Default to recommended value per tech. pub.

Note 4: Allowable transmission level indicator codes which can be in field positions 11 and/or 12 are as follows. When there are no protocol options and the field format is compressed (field positions 6 and 7 are decimal delimiters), these transmission levels may be reflected in field position 8 and/or 9.

A= -16.0	H = -9.0	Q= -2.0	X= +5.0
B= -15.0	J = -8.0	R= -1.0	Y= +6.0
C= -14.0	K = -7.0	S= 0.0	Z= +7.0
D= -13.0	L = -6.0	T= +1.0	
E= -12.0	M = -5.0	U= +2.0	
F= -11.0	N = -4.0	V= +3.0	
G= -10.0	P = -3.0	W= +4.0	

Data Characteristics: 5 to 12 alpha/numeric characters

Examples:

Example 1: This example indicates a central office termination (closed end of station) loop start circuit.

| 0 | 4 | Q | C | 2 | . | . | O | O | E |

Example 2: This example indicates service is multiplexed at the serving wire center, DSO local loop to end user.

| 0 | 2 | Q | A | 2 | . | 1 | 0 | | |

Example 3: This example indicates open end of loop start circuit at central office.

|0|2|Q|C|2|. |O|O|D| |

Example 4: This example indicates closed end of local loop at end user location.

|0|2|L|S|2| | | | |

Example 5: This example indicates a MDF cross connect for resale

|0|4|Q|B|2|. |O|O| | |

4.3.1.39 SECNCI - Secondary Network Channel Interface

This field identifies the electrical conditions on the circuit at the secondary ACTL or end user Location.

Usage:

REQTYP	ACTIVITY TYPE (ACCOUNT LEVEL)									
	A	C	D	M	T	R	V	SS	RS	W
A	C	C	C	C	C	N	C	N	N	N
B	N	N	N	N	N	N	C	N	N	C
C	N	N	N	N	N	N	N	N	N	N
D**	N	N	N	N	N	N	N	N	N	N
E	N	N	N	N	N	N	N	N	N	N
F	N	N	N	N	N	N	N	N	N	N
J	P	N	P	N	N	P	N	N	N	N
M	N	N	N	N	N	N	N	N	N	N

LEGEND: C=Conditional, P=Prohibited, R=Required, O=Optional, N=N/A

**To be Developed

SECNCI Code format:

This field consists of up to a twelve character code where the:

- First two numeric characters (position 1 and 2) are required and represent the physical conductors, which describe the number of wires that traverse the secondary ACTL or end user location.
- Next two alpha characters (position 3 and 4) are required and identify signaling and/or transmission characteristics.
- Next alpha/numeric character (position 5) is required and describes the impedance with which the customer/end user will terminate the channel for the purpose of evaluating transmission performance or to indicate if the circuit is fiber.
- Next character (position 6) is a period (used as a delimiter).
- Next three alpha/numeric (position 7, 8, and 9) describe the protocol options.
- Next character (position 10) is a period (used as a delimiter).
- Next alpha character (position 11) describes the transmission level to be received at the customer/end user interface from the provider.
- Next alpha character (position 12) describes the transmission level to be transmitted from the customer/end user interface to the provider.

Note 1: Required when NCI is populated.

Note 2: 'O' - Alpha = No transmission in this direction Blank *or* dash (-)= Default to recommended value per tech. pub.

Note 3: Allowable transmission level indicator codes which can be in field positions 11 and/or 12 are as follows. When there are no protocol options and the field format is compressed (field positions 6 and 7 are decimal delimiters), these transmission levels may be reflected in field position 8 and/or 9.

A= -16.0	H = -9.0	Q= -2.0	X= +5.0
B= -15.0	J = -8.0	R= -1.0	Y= +6.0
C= -14.0	K = -7.0	S= 0.0	Z= +7.0
D= -13.0	L = -6.0	T= +1.0	
E= -12.0	M = -5.0	U= +2.0	
F= -11.0	N = -4.0	V= +3.0	
G= -10.0	P = -3.0	W= +4.0	

Note 4: Transmission specifications may be described in provider tariffs and/or in Technical Reference Publications.

Note 5: Dashes (-) are only allowed in the transmission level positions of this code to indicate a default value.

Note 6: A C.O. CENTREX is considered to be an end user location.

Note 7: Currently, two optional features are ordered through the specification of the SECNCI code set for protocol.

S = Sealing Current Conditioning

R = Selective Signaling Arrangement

Data Characteristics: 5 to 12 alpha/numeric characters

Example:

Example 1: This example indicates an open end of a loop start circuit at end user location

0|2|L|0|2

Example 2: This example indicates a closed end of a loop start circuit at end user location.

0|2|L|S|2

4.3.1.40 RPON - Related Purchase Order Number

Identifies the PON of a related Service Request. The RPON field may be used for relating connect and disconnect service requests, multiple requests for the same due date or multiple request for Directory Listings.

Usage:

	ACTIVITY TYPE (ACCOUNT LEVEL)									
REQTYP	A	C	D	M	T	R	V	SS	RS	W
A	O	O	O	O	O	N	O	N	N	N
B	N	N	N	N	N	N	O	N	N	O*
C	N	O	O***	N	N	N	O	N	N	O*
D**	N	N	O	N	N	N	N	N	N	N
E	O	O	O	O	O	N	O	O	O	O
F	O	O	O	N	N	N	O	O	O	N

- continued -

- continued -

J	O	N	O	N	N	O	N	N	N	N
M	O	O	O	O	O	N	O	O	O	N

LEGEND: C=Conditional, P=Prohibited, R=Required, O=Optional, N=N/A

* NPT must = D (LNP), otherwise prohibited

** To be developed

*** NPT must = A, B, C; prohibited for NPT=D (LNP)

Note 1: CLEC populates this field to indicate a dependency between the requests.

Note 2: The same due date and location must apply to all related PON's.

Note 3: If the NPT is D (LNP), all related PON's must contain an NPT of D (LNP), except when porting ALL numbers associated with Channelized MegaLink[®] and Primary Rate ISDN services.

Note 4: All related PON's must be received on the same day within a 4-hour time frame.

Note 5: The only valid entry in the RPON field is another PON for the related request. Each LSR would contain the RPON for the next related request. The last LSR will have the PON of the first LSR in the RPON field.

Note 6: If one PON is updated (SUP), all related PON's must be supped.

Note 7: If one PON is cancelled, all related PON's must be cancelled.

Note 8: If one PON is clarified or rejected, all related PON's would be clarified or rejected.

Note 9: RPON is not valid on ACT Y.

Note 10: When this field is indicated on REQTYP J request, the related PON must also be a REQTYP J.

Note 11: Information in the RPON field cannot be changed on SUP. All related PONs must be cancelled and re-issued.

Note 12: RPON can not be used to relate a manual LSR to an electronic LSR.

Note 13: If the LSR requires a service inquiry, RPON cannot be used to relate to another LSR that does not require a service inquiry. (Exception: If service is being disconnected for numbers to be re-used in connection with Megalink Channel Service or ISDN-PRI, this rule does not apply. RPON can be used.)

Valid Entries:

- UPPER CASE alpha (A - Z)
- numeric (0 - 9)
- symbols, limited to:
 - period (.)
 - comma (,)
 - hyphen (-)
 - apostrophe (')

Data Characteristics: Up to 16 alpha/numeric characters

Example:

8	2	4	Z	9															
---	---	---	---	---	--	--	--	--	--	--	--	--	--	--	--	--	--	--	--

4.3.1.41 RORD - Related Order Number

This field identifies a related provider order number.

Usage:

	ACTIVITY TYPE (ACCOUNT LEVEL)									
REQTYP	A	C	D	M	T	R	V	SS	RS	W
A	O	O	O	O	O	N	O	N	N	N
B	N	N	N	N	N	N	O	N	N	O*
C	N	O	O***	N	N	N	O	N	N	O*
D**	N	N	O	N	N	N	N	N	N	N
E	O	O	O	O	O	N	O	O	O	O
F	O	O	O	N	N	N	O	O	O	N
J	O	N	O	N	N	O	N	N	N	N
M	O	O	O	O	O	N	O	O	O	N

LEGEND: C=Conditional, P=Prohibited, R=Required, O=Optional, N=N/A

* NPT must = D (LNP), otherwise prohibited

** To be developed

*** NPT must = A, B, C; prohibited for NPT=D (LNP)

Data Characteristics: Up to 20 alpha/numeric characters

4.3.1.42 TSP - Telecommunications Service Priority

Indicates the provisioning and restoration priority as defined under the TSP Service Vendor Handbook.

Usage:

	ACTIVITY TYPE (ACCOUNT LEVEL)									
REQTYP	A	C	D	M	T	R	V	SS	RS	W
A	O	O	O	O	O	N	O	N	N	N
B	N	N	N	N	N	N	O	N	N	O*
C	N	O	O***	N	N	N	O	N	N	O*
D**	N	N	O	N	N	N	N	N	N	N
E	O	O	O	O	O	N	O	O	O	O
F	O	O	O	N	N	N	O	O	O	N
J	N	N	N	N	N	N	N	N	N	N
M	O	O	O	O	O	N	O	O	O	N

LEGEND: C=Conditional, P=Prohibited, R=Required, O=Optional, N=N/A

* NPT must = D (LNP), otherwise prohibited

** To be developed

*** NPT must = A, B, C; prohibited for NPT=D (LNP)

Note 1: A TSP code ending in '00' indicates "revocation", the *removal* of a previously assigned TSP code.

Note 2: This field is *not applicable* when NPT field = D.

Valid Entries:

- Nine character TSP Control Identifier.
- One character Provisioning Priority Level (E, 0-5).
- One digit Restoration Priority Level (0-5).

Data Characteristics: Up to 12 alpha/numeric characters (including 1 preprinted hyphen)

Example:

|T|S|P|1|2|3|4|5|C|-|E|1|

4.3.1.43 SAN - Subscriber Authorization Number

This field identifies a number equivalent to the End User Purchase Order Number.

Usage:

REQTYP	ACTIVITY TYPE (ACCOUNT LEVEL)									
	A	C	D	M	T	R	V	SS	RS	W
A	O	O	O	O	O	N	O	N	N	N
B	N	N	N	N	N	N	O	N	N	N
C	N	O	O***	N	N	N	O	N	N	N
D**	N	N	O	N	N	N	N	N	N	N
E	O	O	O	O	O	N	O	O	O	O
F	O	O	O	N	N	N	O	O	O	N
J	O	N	O	N	N	O	N	N	N	N
M	O	O	O	O	O	N	O	O	O	N

LEGEND: C=Conditional, P=Prohibited, R=Required, O=Optional, N=N/A

**To be Developed

*** NPT must = A, B, C; prohibited for NPT=D (LNP)

Note 1: This may, at the option of the customer, be a requirement when providing service to some governmental agencies.

Note 2: This field is *not applicable* when NPT field = D.

Data Characteristics: Up to 30 alpha/numeric characters.

4.3.1.44 LSP AUTH - Local Service Provider Authorization

Indicates the carrier code of the Local Service Provider that is providing the existing service and has authorized the change to a new service provider.

Usage:

REQTYP	ACTIVITY TYPE (ACCOUNT LEVEL)									
	A	C	D	M	T	R	V	SS	RS	W
A	O	O	O	O	O	N	O	N	N	N
B	N	N	N	N	N	N	O	N	N	O*
C	N	O	O***	N	N	N	O	N	N	O*
D**	N	N	O	N	N	N	N	N	N	N
E	O	O	O	O	O	N	O	O	O	O
F	O	O	O	N	N	N	O	O	O	N
J	O	N	O	N	N	O	N	N	N	N
M	O	O	O	O	O	N	O	O	O	N

LEGEND: C=Conditional, P=Prohibited, R=Required, O=Optional, N=N/A

* NPT must = D (LNP), otherwise prohibited

** To be developed

*** NPT must = A, B, C; prohibited for NPT=D (LNP)

Valid Entries:

- A four alpha character code structure for Exchange Carriers in North America maintained by Telcordia Technologies (formerly known as BellCore).
- A four alpha/numeric character code structure available for all Exchange Carriers in North America and certain U.S. territories maintained by NECA (National Exchange Carrier Association).

Data Characteristics: 4 alpha/numeric characters

Example:

E	B	7	5
---	---	---	---

4.3.1.45 LSPAUTHDATE-CC - Local Service Provider Authorization Date Century Code (EDI Only)

Indicates the century code for the date that appears on the LSP authorization previously provided to the new service provider.

Usage:

	ACTIVITY TYPE (ACCOUNT LEVEL)									
REQTYP	A	C	D	M	T	R	V	SS	RS	W
A	C	C	C	C	C	N	C	N	N	N
B	N	N	N	N	N	N	C	N	N	C*
C	N	C	C***	N	N	N	C	N	N	C*
D**	N	N	C	N	N	N	N	N	N	N
E	C	C	C	C	C	N	C	C	C	C
F	C	C	C	N	N	N	C	C	C	N
J	C	N	C	N	N	C	N	N	N	N
M	C	C	C	C	C	N	C	C	C	N

LEGEND: C=Conditional, P=Prohibited, R=Required, O=Optional, N=N/A

* NPT must = D (LNP), otherwise prohibited

** To be developed

*** NPT must = A, B, C; prohibited for NPT=D (LNP)

Note 1: Required when LSP AUTH field is populated.

Note 2: Must be valid date.

Data Characteristics: 2 numeric characters

4.3.1.46 LSPAUTH-DATE - Local Service Provider Authorization Date

Indicates the date that appears on the LSP authorization previously provided to the new service provider.

Usage:

	ACTIVITY TYPE (ACCOUNT LEVEL)									
REQTYP	A	C	D	M	T	R	V	SS	RS	W
A	C	C	C	C	C	N	C	N	N	N
B	N	N	N	N	N	N	C	N	N	C*
C	N	C	C***	N	N	N	C	N	N	C*
D**	N	N	C	N	N	N	N	N	N	N
E	C	C	C	C	C	N	C	C	C	C
F	C	C	C	N	N	N	C	C	C	N
J	C	N	C	N	N	C	N	N	N	N
M	C	C	C	C	C	N	C	C	C	N

LEGEND: C=Conditional, P=Prohibited, R=Required, O=Optional, N=N/A

* NPT must = D (LNP), otherwise prohibited

** To be developed

*** NPT must = A, B, C; prohibited for NPT=D (LNP)

Note 1: Required when LSP AUTH field is populated.

Note 2: Must be valid date.

Data Characteristics:

- 6 numeric characters for EDI
- 8 numeric characters for TAG

4.3.1.47 LSP AUTHNAME - Local Service Provider Authorization Name

This field identifies the name of the person who signed the authorization letter.

Usage:

	ACTIVITY TYPE (ACCOUNT LEVEL)									
REQTYP	A	C	D	M	T	R	V	SS	RS	W
A	C	C	C	C	C	N	C	N	N	N
B	N	N	N	N	N	N	C	N	N	C*
C	N	C	C***	N	N	N	C	N	N	C*
D**	N	N	C	N	N	N	N	N	N	N
E	C	C	C	C	C	N	C	C	C	C
F	C	C	C	N	N	N	C	C	C	N
J	C	N	C	N	N	C	N	N	N	N
M	C	C	C	C	C	N	C	C	C	N

LEGEND: C=Conditional, P=Prohibited, R=Required, O=Optional, N=N/A

* NPT must = D (LNP), otherwise prohibited

** To be developed

*** NPT must = A, B, C; prohibited for NPT=D (LNP)

Note: Required when LSP AUTH field is populated.

Data Characteristics: Up to 15 alpha/numeric characters

Example:

J	A	N	E		S	M	I	T	H											
---	---	---	---	--	---	---	---	---	---	--	--	--	--	--	--	--	--	--	--	--

4.3.1.48 CIC - Carrier Identification Code

This field identifies the uniform Carrier Identification Code associated with this switched service.

Usage:

	ACTIVITY TYPE (ACCOUNT LEVEL)									
REQTYP	A	C	D	M	T	R	V	SS	RS	W
A	R	R	R	R	R	N	R	N	N	N

- continued -

B	N	N	N	N	N	N	R	N	N	R*
C	N	R	R***	N	N	N	R	N	N	R*
D**	N	N	R	N	N	N	N	N	N	N
E	O	O	O	O	O	N	O	O	O	O
F	R	R	R	N	N	N	R	R	R	N
J	R	N	R	N	N	R	N	N	N	N
M	R	R	R	R	R	N	R	R	R	N

LEGEND: C=Conditional, P=Prohibited, R=Required, O=Optional, N=N/A

* NPT must = D (LNP), otherwise prohibited

** To be developed

*** NPT must = A, B, C; prohibited for NPT=D (LNP)

Note 1: This code is identical to the CIC code specified on local interconnection trunks.

Note 2: This code is *separate and distinct* from the ACNA, CCNA, or CC codes.**Data Characteristics:** 4 numeric characters**Example:**

5	1	2	4
---	---	---	---

4.3.1.49 CUST - Customer Name

This field identifies the name of the customer that originated this request when that customer has not been assigned a CCNA.

Usage:

	ACTIVITY TYPE (ACCOUNT LEVEL)									
REQTYP	A	C	D	M	T	R	V	SS	RS	W
A	C	C	C	C	C	N	C	N	N	N
B	N	N	N	N	N	N	C	N	N	C*

- continued -

C	N	C	C***	N	N	N	C	N	N	C*
D**	N	N	C	N	N	N	N	N	N	N
E	C	C	C	C	C	N	C	C	C	C
F	C	C	C	N	N	N	C	C	C	N
J	C	N	C	N	N	C	N	N	N	N
M	C	C	C	C	C	N	C	C	C	N

LEGEND: C=Conditional, P=Prohibited, R=Required, O=Optional, N=N/A

* NPT must = D (LNP), otherwise prohibited

** To be developed

*** NPT must = A, B, C; prohibited for NPT=D (LNP)

Note: Required when CCNA = “ CUS ”, otherwise optional.

Data Characteristics: Up to 25 alpha/numeric characters

Example:

.....| J | O | H | N | | J | | S | M | I | T | H | | C | O | R | P | |

4.3.2 Bill Section

4.3.2.1 B11 — Billing Account Number Identifier 1

This field identifies the service type of the Billing Account Number.

Usage:

	ACTIVITY TYPE (ACCOUNT LEVEL)									
REQTYP	A	C	D	M	T	R	V	SS	RS	W
A	C	C	C	C	C	N	C	N	N	N
B	N	N	N	N	N	N	C	N	N	C*

- continued -

- continued -

C	N	C	C***	N	N	N	C	N	N	C*
D**	N	N	C	N	N	N	N	N	N	N
E	C	C	C	C	C	N	C	C	C	C
F	C	C	C	N	N	N	C	C	C	N
J	C	N	C	N	N	C	N	N	N	N
M	C	C	C	C	C	N	C	C	C	N

LEGEND: C=Conditional, P=Prohibited, R=Required, O=Optional, N=N/A

* NPT must = D (LNP), otherwise prohibited

** To be developed

*** NPT must = A, B, C; prohibited for NPT=D (LNP)

Note: Required when *more than one* BAN field (ie: BAN1 and BAN2) is populated, otherwise optional.**Valid Entries:**

- **D** = Directory Listings
- **L** = Loop
- **M** = Network Combinations
- **N** = Number Portability
- **P** = Port
- **R** = Resale

Note:**Data Characteristics:** 1 alpha character**Example:**

```

.....
| L |
.....

```

4.3.2.2 BAN1 - Billing Account Number 1

This field identifies the billing account to which the recurring and non-recurring charges for this request will be billed.

Usage:

REQTYP	ACTIVITY TYPE (ACCOUNT LEVEL)									
	A	C	D	M	T	R	V	SS	RS	W
A	R	R	R	R	R	N	R	N	N	N
B	N	N	N	N	N	N	R	N	N	R*
C	N	R	R***	N	N	N	R	N	N	R*
D**	N	N	R	N	N	N	N	N	N	N
E	R	R	R	R	R	N	R	R	R	R
F	R	R	R	N	N	N	R	R	R	N
J	R	N	R	N	N	R	N	N	N	N
M	R	R	R	R	R	N	R	R	R	N

LEGEND: C=Conditional, P=Prohibited, R=Required, O=Optional, N=N/A

* NPT must = D (LNP), otherwise prohibited

** To be developed

*** NPT must = A, B, C; prohibited for NPT=D (LNP)

Note 1: The BAN entry appearing in this section must be for the provider identified in the CC field.

Note 2: When entering the BAN, the three digit customer code following the billing number must also be entered.

Note 3: Use of valid entry of 'E' is based on customer negotiations.

Note 4: For REQTYP B (NPT=D) and non-design, this field is to be populated with the Q account number for the loop or the Q account number for LNP.

Note 5: For REQTYP B (NPT=D) and design, this field is to be populated with the CABS account number for the loop or the Q account number for LNP.

Note 6: For REQTYP A, ACT=A and design, this field is to be populated with the CABS account number for the loop.

Note 7: For REQTYP A, ACT=V and design, this field is to be populated with the CABS account number for the loop.

Note 8: For REQ TYP A, ACT=A and non-design, this field is to be populated with the Q account number for the loop.

Note 9: For REQ TYP A, ACT=V and non-design, this field is to be populated with the Q account number for the loop or the CRIS miscellaneous account number for the loop.

Valid Entries:

- **CABS or CRIS (Master Q)Billing Account Number**
- **E = Existing**

Data Characteristics: 1 alpha or 13 alpha/numeric characters

Example:

| 9 | 9 | 9 | Q | 9 | 9 | 9 | 9 | 9 | 9 | 1 | 2 | 3 |

4.3.2.3 BI2 - Billing Account Number Identifier 2

This field identifies the service type of the Billing Account Number.

Usage:

	ACTIVITY TYPE (ACCOUNT LEVEL)									
REQ TYP	A	C	D	M	T	R	V	SS	RS	W
A	C	C	C	C	C	N	C	N	N	N
B	N	N	N	N	N	N	C	N	N	C*
C	N	C	C***	N	N	N	C	N	N	C*
D**	N	N	C	N	N	N	N	N	N	N
E	C	C	C	C	C	N	C	C	C	C
F	C	C	C	N	N	N	C	C	C	N
J	C	N	C	N	N	C	N	N	N	N
M	C	C	C	C	C	N	C	C	C	N

LEGEND: C=Conditional, P=Prohibited, R=Required, O=Optional, N=N/A

* NPT must = D (LNP), otherwise prohibited

** To be developed

*** NPT must = A, B, C; prohibited for NPT=D (LNP)

Note: Required when *more than one* BAN field (ie: BAN1 and BAN2) is populated, otherwise optional.

Valid Entries:

- **D** = Directory Listings
- **L** = Loop
- **M** = Network Combinations
- **N** = Number Portability
- **P** = Port
- **R** = Resale

Data Characteristics: 1 alpha character

Example:

┌ L ─┐

4.3.2.4 BAN2 - Billing Account Number 2

This field identifies the billing account to which the recurring and non-recurring charges for this request will be billed.

Usage:

	ACTIVITY TYPE (ACCOUNT LEVEL)									
REQTYP	A	C	D	M	T	R	V	SS	RS	W
A	C	C	C	C	C	N	C	N	N	N
B	N	N	N	N	N	N	C	N	N	C*
C	N	C	C***	N	N	N	C	N	N	C*
D**	N	N	C	N	N	N	N	N	N	N

- continued -

- continued -

E	C	C	C	C	C	N	C	C	C	C
F	C	C	C	N	N	N	C	C	C	N
J	C	N	C	N	N	C	N	N	N	N
M	C	C	C	C	C	N	C	C	C	N

LEGEND: C=Conditional, P=Prohibited, R=Required, O=Optional, N=N/A

* NPT must = D (LNP), otherwise prohibited

** To be developed

*** NPT must = A, B, C; prohibited for NPT=D (LNP)

Note 1: The BAN entry appearing in this section must be for the provider identified in the CC field.

Note 2: When entering the BAN, the three digit customer code following the billing number must also be entered.

Note 3: Use of valid entry of 'E' is based on customer negotiations.

Note 4: Required when the BI2 field is populated, otherwise optional.

Note 5: For REQTYP B (NPT=D) and non-design, this field is to be populated with the Q account number for the loop or the Q account number for LNP.

Note 6: For REQTYP B (NPT=D) and design, this field is to be populated with the CABS account number for the loop or the Q account number for LNP.

Note 7: For REQTYP A, ACT=V and non-design, this field is to be populated with the Q account number for the loop or the CRIS miscellaneous account number for the loop.

Valid Entries:

- **Billing Account Number** = New Billing Account Number Requested
- **E** = Existing

Data Characteristics: 1 alpha or 13 alpha/numeric characters**Example:**

2	0	1	9	8	1	3	5	8	7	1	2	3
---	---	---	---	---	---	---	---	---	---	---	---	---

4.3.2.5 ACNA - Access Customer Name Abbreviation

This field identifies the Common Language code of the customer to which the bill is to be rendered.

Usage:

	ACTIVITY TYPE (ACCOUNT LEVEL)									
REQTYP	A	C	D	M	T	R	V	SS	RS	W
A	R	R	R	R	R	N	R	N	N	N
B	N	N	N	N	N	N	R	N	N	R*
C	N	O	O***	N	N	N	R	N	N	R*
D**	N	N	O	N	N	N	N	N	N	N
E	O	O	O	O	O	N	O	O	O	O
F	O	O	O	N	N	N	O	N	N	N
J	O	N	O	N	N	O	N	N	N	N
M	O	O	O	O	O	N	O	O	O	N

LEGEND: C=Conditional, P=Prohibited, R=Required, O=Optional, N=N/A

* NPT must = D (LNP), otherwise prohibited

** To be developed

*** NPT must = A, B, C; prohibited for NPT=D (LNP)

Note 1: This code is assigned and provided by Telcordia Technologies (formerly known as BellCore) prior to the submission of a local service request.

Note 2: For an occasional customer who has not and probably will not obtain an ACNA, enter "CUS" in this field.

Data Characteristics: 3 alpha characters

Example:

C	U	S
---	---	---

4.3.2.6 EBD-CC - Effective Bill Date Century Code (EDI Only)

This field identifies the Effective Date Century Code when billing is to cease for disconnect activity whenever the billing date is different from the due date.

Usage:

REQTYP	ACTIVITY TYPE (ACCOUNT LEVEL)									
	A	C	D	M	T	R	V	SS	RS	W
A	C	C	C	C	C	N	C	N	N	N
B	N	N	N	N	N	N	C	N	N	C*
C	N	C	C***	N	N	N	C	N	N	C*
D**	N	N	C	N	N	N	N	N	N	N
E	C	C	C	C	C	N	C	C	C	C
F	C	C	C	N	N	N	C	C	C	N
J	C	N	C	N	N	C	N	N	N	N
M	N	C	C	C	C	N	C	C	C	N

LEGEND: C=Conditional, P=Prohibited, R=Required, O=Optional, N=N/A

* NPT must = D (LNP), otherwise prohibited

** To be developed

*** NPT must = A, B, C; prohibited for NPT=D (LNP)

Note 1: Required when EBD is populated, otherwise prohibited.

Note 2: Must be current or future century.

Valid Entries:

TWO DIGIT CENTURY	00 - 99
-------------------	---------

Data Characteristics: 2 numeric characters

Example:

| 1 | 9 |

4.3.2.7 EBD - Effective Bill Date

This field identifies the effective date billing is to cease for disconnect activity **whenever the billing date is different from the due date** .

Usage:

	ACTIVITY TYPE (ACCOUNT LEVEL)									
REQTYP	A	C	D	M	T	R	V	SS	RS	W
A	O	O	O	O	O	N	O	N	N	N
B	N	N	N	N	N	N	O	N	N	O*
C	N	O	O***	N	N	N	O	N	N	O*
D**	N	N	O	N	N	N	N	N	N	N
E	O	O	O	O	O	N	O	O	O	O
F	O	O	O	N	N	N	O	O	O	N
J	O	N	O	N	N	O	N	N	N	N
M	O	O	O	O	O	N	O	O	O	N

LEGEND: C=Conditional, P=Prohibited, R=Required, O=Optional, N=N/A

* NPT must = D (LNP), otherwise prohibited

** To be developed

*** NPT must = A, B, C; prohibited for NPT=D (LNP)

Note: Must be a valid date.

Data Characteristics:

- 6 numeric characters for EDI
- 8 numeric characters for TAG

Example:

|9|6|1|2|3|1|

4.3.2.8 BILLNM - Billing Name

This field identifies the name of the person, office or company to whom the customer has designated that the bill be sent.

Usage:

	ACTIVITY TYPE (ACCOUNT LEVEL)									
REQTYP	A	C	D	M	T	R	V	SS	RS	W
A	O	O	O	O	O	N	O	N	N	N
B	N	N	N	N	N	N	C	N	N	C*
C	N	O	O***	N	N	N	C	N	N	C*
D**	N	N	O	N	N	N	N	N	N	N
E	O	O	O	O	O	N	O	O	O	O
F	O	O	O	N	N	N	O	O	O	N
J	O	N	O	N	N	O	N	N	N	N
M	O	O	O	O	O	N	O	O	O	N

LEGEND: C=Conditional, P=Prohibited, R=Required, O=Optional, N=N/A

* NPT must = D (LNP), otherwise prohibited

** To be developed

*** NPT must = A, B, C; prohibited for NPT=D (LNP)

Note: Required when BAN entry is populated with 'N' and NPT=D (LNP), otherwise optional.

Data Characteristics: Up to 20 alpha/numeric characters

4.3.2.9 SBILLNM - Secondary Bill Name

This field identifies the name of a department or group within the designated BILLNM entry. May also be used to specify the end user customer as identified in the SAN (Subscriber Authorization Number) field entry, used by the customer in conjunction with billing its customer.

Usage:

	ACTIVITY TYPE (ACCOUNT LEVEL)									
REQTYP	A	C	D	M	T	R	V	SS	RS	W
A	O	O	O	O	O	N	O	N	N	N
B	N	N	N	N	N	N	O	N	N	O*
C	N	O	O***	N	N	N	O	N	N	O*
D**	N	N	O	N	N	N	N	N	N	N
E	O	O	O	O	O	N	O	O	O	O
F	O	O	O	N	N	N	O	O	O	N
J	O	N	O	N	N	O	N	N	N	N
M	O	O	O	O	O	N	O	O	O	N

LEGEND: C=Conditional, P=Prohibited, R=Required, O=Optional, N=N/A

* NPT must = D (LNP), otherwise prohibited

** To be developed

*** NPT must = A, B, C; prohibited for NPT=D (LNP)

Data Characteristics: Up to 20 alpha/numeric characters

4.3.2.10 TE - Tax Exemption

Indicates that the customer has submitted tax exemption certificates to BellSouth.

Usage:

	ACTIVITY TYPE (ACCOUNT LEVEL)									
REQTYP	A	C	D	M	T	R	V	SS	RS	W
A	N	N	N	N	N	N	N	N	N	N
B	N	N	N	N	N	N	N	N	N	N
C	N	N	N	N	N	N	N	N	N	N
D**	N	N	N	N	N	N	N	N	N	N

- continued -

- continued -

E	N	N	N	N	N	N	N	N	N	N
F	N	N	N	N	N	N	N	N	N	N
J	N	N	N	N	N	N	N	N	N	N
M	N	N	N	N	N	N	N	N	N	N

LEGEND: C=Conditional, P=Prohibited, R=Required, O=Optional, N=N/A

**To be Developed

Note: Tax information is internally generated based on common CLEC database table.

Data Characteristics: 1 alpha character

Example:

L

4.3.2.11 BILLNM-STREET - Billing Name Street

This field identifies the street of the billing address associated with the billing name.

Usage:

	ACTIVITY TYPE (ACCOUNT LEVEL)									
REQTYP	A	C	D	M	T	R	V	SS	RS	W
A	C	O	O	O	C	N	C	N	N	N
B	N	N	N	N	N	N	C	N	N	C*
C	N	O	O***	N	N	N	C	N	N	C*
D**	N	N	O	N	N	N	N	N	N	N
E	C	O	O	O	C	N	C	O	O	C
F	C	O	O	N	N	N	C	O	O	N
J	C	N	O	N	N	O	N	N	N	N
M	C	O	O	O	C	N	C	O	O	N

LEGEND: C=Conditional, P=Prohibited, R=Required, O=Optional, N=N/A

* NPT must = D (LNP), otherwise prohibited

** To be developed

*** NPT must = A, B, C; prohibited for NPT=D (LNP)

Note: Required if BILLNM is populated, otherwise optional.

Data Characteristics: Up to 20 alpha/numeric characters

4.3.2.12 BILLNM-FLOOR - Billing Name Floor

This field identifies the floor for the billing address associated with the billing name.

Usage:

	ACTIVITY TYPE (ACCOUNT LEVEL)									
REQTYP	A	C	D	M	T	R	V	SS	RS	W
A	O	O	O	O	O	N	O	N	N	N
B	N	N	N	N	N	N	O	N	N	O*
C	N	O	O***	N	N	N	O	N	N	O*
D**	N	N	O	N	N	N	N	N	N	N
E	O	O	O	O	O	N	O	O	O	O
F	O	O	O	N	N	N	O	O	O	N
J	O	N	O	N	N	O	N	N	N	N
M	O	O	O	O	O	N	O	O	O	N

LEGEND: C=Conditional, P=Prohibited, R=Required, O=Optional, N=N/A

* NPT must = D (LNP), otherwise prohibited

** To be developed

*** NPT must = A, B, C; prohibited for NPT=D (LNP)

Data Characteristics: Up to 3 alpha/numeric characters

Example:

3	2	
---	---	--

4.3.2.13 BILLNM-ROOM - Billing Name Room

This field identifies the room for the billing address associated with the billing name.

Usage:

REQTYP	ACTIVITY TYPE (ACCOUNT LEVEL)									
	A	C	D	M	T	R	V	SS	RS	W
A	O	O	O	O	O	N	O	N	N	N
B	N	N	N	N	N	N	O	N	N	O*
C	N	O	O***	N	N	N	O	N	N	O*
D**	N	N	O	N	N	N	N	N	N	N
E	O	O	O	O	O	N	O	O	O	O
F	O	O	O	N	N	N	O	O	O	N
J	O	N	O	N	N	O	N	N	N	N
M	O	O	O	O	O	N	O	O	O	N

LEGEND: C=Conditional, P=Prohibited, R=Required, O=Optional, N=N/A

* NPT must = D (LNP), otherwise prohibited

** To be developed

*** NPT must = A, B, C; prohibited for NPT=D (LNP)

Data Characteristics: Up to 15 alpha/numeric characters

4.3.2.14 BILLNM-CITY - Billing Name City

This field identifies the city for the billing address associated with the billing name.

Usage:

REQTYP	ACTIVITY TYPE (ACCOUNT LEVEL)									
	A	C	D	M	T	R	V	SS	RS	W
A	C	O	O	O	C	N	C	N	N	N
B	N	N	N	N	N	N	C	N	N	C*
C	N	O	O***	N	N	N	C	N	N	C*
D**	N	N	O	N	N	N	N	N	N	N
E	C	O	O	O	C	N	C	O	O	C
F	C	O	O	N	N	N	C	O	O	N
J	C	N	O	N	N	O	N	N	N	N
M	C	O	O	O	C	N	C	O	O	N

LEGEND: C=Conditional, P=Prohibited, R=Required, O=Optional, N=N/A

* NPT must = D (LNP), otherwise prohibited

** To be developed

*** NPT must = A, B, C; prohibited for NPT=D (LNP)

Note: Required if BILLNM is populated, otherwise optional.

Data Characteristics: Up to 11 alpha characters

Example:

```

  | L | I | V | I | N | G | S | T | O | N |
  |-----|
  
```

4.3.2.15 BILLNM-STATE - Billing Name State

This field identifies the State for the billing address associated with the billing name.

Usage:

	ACTIVITY TYPE (ACCOUNT LEVEL)									
REQTYP	A	C	D	M	T	R	V	SS	RS	W
A	C	O	O	O	C	N	C	N	N	N
B	N	N	N	N	N	N	C	N	N	C*
C	N	O	O***	N	N	N	C	N	N	C*
D**	N	N	O	N	N	N	N	N	N	N
E	C	O	O	O	C	N	C	O	O	C
F	C	O	O	N	N	N	C	O	O	N
J	C	N	O	N	N	O	N	N	N	N
M	C	O	O	O	C	N	C	O	O	N

LEGEND: C=Conditional, P=Prohibited, R=Required, O=Optional, N=N/A

* NPT must = D (LNP), otherwise prohibited

** To be developed

*** NPT must = A, B, C; prohibited for NPT=D (LNP)

Note: Required if BILLNM is populated, otherwise optional.

Data Characteristics: 2 alpha characters

Example:

.. [N | J] ..

4.3.2.16 BILLNM-ZIP CODE - Billing Name Zip Code

This field identifies the zip code or postal code of the billing address associated with the billing name.

Usage:

	ACTIVITY TYPE (ACCOUNT LEVEL)									
REQTYP	A	C	D	M	T	R	V	SS	RS	W
A	C	O	O	O	C	N	C	N	N	N

- continued -

B	N	N	N	N	N	N	C	N	N	C*
C	N	O	O***	N	N	N	C	N	N	C*
D**	N	N	O	N	N	N	N	N	N	N
E	C	O	O	O	C	N	C	O	O	C
F	C	O	O	N	N	N	C	O	O	N
J	C	N	O	N	N	O	N	N	N	N
M	C	O	O	O	C	N	C	O	O	N

LEGEND: C=Conditional, P=Prohibited, R=Required, O=Optional, N=N/A

* NPT must = D (LNP), otherwise prohibited

** To be developed

*** NPT must = A, B, C; prohibited for NPT=D (LNP)

Note: Required if BILLNM is populated, otherwise optional.

Data Characteristics: 5 alpha/numeric characters

Example:

0	7	0	3	9						
---	---	---	---	---	--	--	--	--	--	--

4.3.2.17 BILLCON - Billing Contact Name

This field identifies the name of the person or office to be contacted on billing matters.

Usage:

	ACTIVITY TYPE (ACCOUNT LEVEL)									
REQTYP	A	C	D	M	T	R	V	SS	RS	W
A	C	C	C	C	C	N	C	N	N	N
B	N	N	N	N	N	N	C	N	N	C*

- continued -

- continued -

C	N	C	C***	N	N	N	C	N	N	C*
D**	N	N	C	N	N	N	N	N	N	N
E	C	C	C	C	C	N	C	C	C	C
F	C	C	C	N	N	N	C	C	C	N
J	C	N	C	N	N	C	N	N	N	N
M	C	C	C	C	C	N	C	C	C	N

LEGEND: C=Conditional, P=Prohibited, R=Required, O=Optional, N=N/A

* NPT must = D (LNP), otherwise prohibited

** To be developed

*** NPT must = A, B, C; prohibited for NPT=D (LNP)

Note: Required when BAN entry is a NEW ACCOUNT, otherwise optional.

Data Characteristics: Up to 15 alpha/numeric characters

Example:

J	A	N	E		T		D	O	E						
---	---	---	---	--	---	--	---	---	---	--	--	--	--	--	--

4.3.2.18 BILLCON-TEL NO. - Billing Contact Telephone Number

This field identifies the telephone number of the billing contact.

Usage:

	ACTIVITY TYPE (ACCOUNT LEVEL)									
REQTYP	A	C	D	M	T	R	V	SS	RS	W
A	C	C	C	C	C	N	C	N	N	N
B	N	N	N	N	N	N	C	N	N	C*
C	N	C	C***	N	N	N	C	N	N	C*

- continued -

- continued -

D**	N	N	C	N	N	N	N	N	N	N
E	C	C	C	C	C	N	C	C	C	C
F	C	C	C	N	N	N	C	C	C	N
J	C	N	C	N	N	C	N	N	N	N
M	C	C	C	C	C	N	C	C	C	N

LEGEND: C=Conditional, P=Prohibited, R=Required, O=Optional, N=N/A

* NPT must = D (LNP), otherwise prohibited

** To be developed

*** NPT must = A, B, C; prohibited for NPT=D (LNP)

Note 1: Required when BILLCON field is populated, otherwise optional.

Note 2: BILLCON-TEL NO must be a *minimum* of 10 numerics.

Data Characteristics: 10 numeric *to* 15 alpha/numeric characters

Example:

NNNNNNLLLLLXNNNN

4.3.2.19 VTA - Variable Term Agreement

Indicates that a variable term agreement exists.

Usage:

REQTYP	ACTIVITY TYPE (ACCOUNT LEVEL)									
	A	C	D	M	T	R	V	SS	RS	W
A	O	O	O	O	O	N	O	N	N	N
B	N	N	N	N	N	N	O	N	N	O*
C	N	O	O***	N	N	N	O	N	N	O*
D**	N	N	O	N	N	N	N	N	N	N

- continued -

- continued -

E	O	O	O	O	O	N	O	O	O	O
F	O	O	O	N	N	N	O	O	O	N
J	N	N	N	N	N	N	N	N	N	N
M	O	O	O	O	O	N	O	O	O	N

LEGEND: C=Conditional, P=Prohibited, R=Required, O=Optional, N=N/A

* NPT must = D (LNP), otherwise prohibited

** To be developed

*** NPT must = A, B, C; prohibited for NPT=D (LNP)

Valid entries: (TAG Only)

- Y = Yes
- —

Data Characteristics:

- 17 alpha/numeric characters in EDI
- 1 alpha character in TAG

4.3.2.20 VTA DESC - Variable Term Agreement Description (TAG Only)

This field identifies the duration by contract date or contract identification number of any variable term agreement that may be offered by a provider.

Usage:

	ACTIVITY TYPE (ACCOUNT LEVEL)									
REQTYP	A	C	D	M	T	R	V	SS	RS	W
A	O	O	O	O	O	N	O	N	N	N
B	N	N	N	N	N	N	O	N	N	O*
C	N	O	O***	N	N	N	O	N	N	O*
D**	N	N	O	N	N	N	N	N	N	N
E	O	O	O	O	O	N	O	O	O	O

- continued -

- continued -

F	O	O	O	N	N	N	O	O	O	N
J	N	N	N	N	N	N	N	N	N	N
M	O	O	O	O	O	N	O	O	O	N

LEGEND: C=Conditional, P=Prohibited, R=Required, O=Optional, N=N/A

* NPT must = D (LNP), otherwise prohibited

** To be developed

*** NPT must = A, B, C; prohibited for NPT=D (LNP)

Data Characteristics: 17 alpha/numeric characters

4.3.3 Contact Section

4.3.3.1 INIT - Initiator Name

This field identifies the Customer's employee who originated this request.

Usage:

	ACTIVITY TYPE (ACCOUNT LEVEL)									
REQTYP	A	C	D	M	T	R	V	SS	RS	W
A	R	R	R	R	R	N	R	N	N	N
B	N	N	N	N	N	N	R	N	N	R*
C	N	R	R***	N	N	N	R	N	N	R*
D**	N	N	R	N	N	N	N	N	N	N
E	R	R	R	R	R	N	R	R	R	R
F	R	R	R	N	N	N	R	R	R	N
J	R	N	R	N	N	R	N	N	N	N
M	R	R	R	R	R	N	R	R	R	N

LEGEND: C=Conditional, P=Prohibited, R=Required, O=Optional, N=N/A

* NPT must = D (LNP), otherwise prohibited

** To be developed

*** NPT must = A, B, C; prohibited for NPT=D (LNP)

Note: This is the person who should be contacted if there are any questions regarding this request.

Data Characteristics: Up to 15 alpha/numeric characters

Example:

J	O	H	N		S	M	I	T	H					
---	---	---	---	--	---	---	---	---	---	--	--	--	--	--

4.3.3.2 INIT-TEL NO. - Initiator Telephone Number

This field identifies the telephone number of the initiator.

Usage:

REQTYP	ACTIVITY TYPE (ACCOUNT LEVEL)									
	A	C	D	M	T	R	V	SS	RS	W
A	R	R	R	R	R	N	R	N	N	N
B	N	N	N	N	N	N	R	N	N	R*
C	N	R	R***	N	N	N	R	N	N	R*
D**	N	N	R	N	N	N	N	N	N	N
E	R	R	R	R	R	N	R	R	R	R
F	R	R	R	N	N	N	R	R	R	N
J	R	N	R	N	N	R	N	N	N	N
M	R	R	R	R	R	N	R	R	R	N

LEGEND: C=Conditional, P=Prohibited, R=Required, O=Optional, N=N/A

* NPT must = D (LNP), otherwise prohibited

** To be developed

*** NPT must = A, B, C; prohibited for NPT=D (LNP)

Note 1: INIT-TEL NO must be a *minimum* of 10 numerics.

Note 2: Hyphens are prohibited.

Data Characteristics: 10 numeric to 15 alpha/numeric characters

4.3.3.3 INIT-FAX NO. - Initiator Facsimile Number

This field identifies the fax number of the initiator.

Usage:

	ACTIVITY TYPE (ACCOUNT LEVEL)									
REQTYP	A	C	D	M	T	R	V	SS	RS	W
A	O	O	O	O	O	N	O	N	N	N
B	N	N	N	N	N	N	O	N	N	O*
C	N	O	O***	N	N	N	O	N	N	O*
D**	N	N	O	N	N	N	N	N	N	N
E	O	O	O	O	O	N	O	O	O	O
F	O	O	O	N	N	N	O	O	O	N
J	O	N	O	N	N	O	N	N	N	N
M	O	O	O	O	O	N	O	O	O	N

LEGEND: C=Conditional, P=Prohibited, R=Required, O=Optional, N=N/A

* NPT must = D (LNP), otherwise prohibited

** To be developed

*** NPT must = A, B, C; prohibited for NPT=D (LNP)

Data Characteristics: 10 numeric characters

4.3.3.4 INIT-STREET - Initiator Street Address

This field identifies the initiator's street address.

Usage:

	ACTIVITY TYPE (ACCOUNT LEVEL)									
REQTYP	A	C	D	M	T	R	V	SS	RS	W
A	O	O	O	O	O	N	O	N	N	N

- continued -

B	N	N	N	N	N	N	O	N	N	O*
C	N	O	O***	N	N	N	O	N	N	O*
D**	N	N	O	N	N	N	N	N	N	N
E	O	O	O	O	O	N	O	O	O	O
F	O	O	O	N	N	N	O	O	O	N
J	O	N	O	N	N	O	N	N	N	N
M	O	O	O	O	O	N	O	O	O	N

LEGEND: C=Conditional, P=Prohibited, R=Required, O=Optional, N=N/A

* NPT must = D (LNP), otherwise prohibited

** To be developed

*** NPT must = A, B, C; prohibited for NPT=D (LNP)

Data Characteristics: Up to 25 alpha/numeric characters

Example:

1	3	2		E		M	A	I	N		S	T	R	E	E	T			
---	---	---	--	---	--	---	---	---	---	--	---	---	---	---	---	---	--	--	--

4.3.3.5 INIT-FLOOR - Initiator Floor

This field identifies the floor of the initiator's address.

Usage:

REQTYP	ACTIVITY TYPE (ACCOUNT LEVEL)									
	A	C	D	M	T	R	V	SS	RS	W
A	O	O	O	O	O	N	O	N	N	N
B	N	N	N	N	N	N	O	N	N	O*
C	N	O	O***	N	N	N	O	N	N	O*
D**	N	N	O	N	N	N	N	N	N	N

- continued -

- continued -

E	O	O	O	O	O	N	O	O	O	O
F	O	O	O	N	N	N	O	O	O	N
J	O	N	O	N	N	O	N	N	N	N
M	O	O	O	O	O	N	O	O	O	N

LEGEND: C=Conditional, P=Prohibited, R=Required, O=Optional, N=N/A

* NPT must = D (LNP), otherwise prohibited

** To be developed

*** NPT must = A, B, C; prohibited for NPT=D (LNP)

Data Characteristics: Up to 3 alpha/numeric characters

Example:

.....
3	2		
.....

4.3.3.6 INIT-ROOM/MAIL STOP - Initiator Room/Mail Stop

This field identifies the room or mail stop of the initiator's address.

Usage:

REQTYP	ACTIVITY TYPE (ACCOUNT LEVEL)									
	A	C	D	M	T	R	V	SS	RS	W
A	O	O	O	O	O	N	O	N	N	N
B	N	N	N	N	N	N	O	N	N	O*
C	N	O	O***	N	N	N	O	N	N	O*
D**	N	N	O	N	N	N	N	N	N	N
E	O	O	O	O	O	N	O	O	O	O
F	O	O	O	N	N	N	O	O	O	N

- continued -

- continued -

J	O	N	O	N	N	O	N	N	N	N
M	O	O	O	O	O	N	O	O	O	N

LEGEND: C=Conditional, P=Prohibited, R=Required, O=Optional, N=N/A

* NPT must = D (LNP), otherwise prohibited

** To be developed

*** NPT must = A, B, C; prohibited for NPT=D (LNP)

Data Characteristics: 10 alpha/numeric characters

Example:

1	K	1	5	1	A					
---	---	---	---	---	---	--	--	--	--	--

4.3.3.7 INIT-CITY - Initiator City

This field identifies the city, village, township, etc. of the initiator’s address.

Usage:

	ACTIVITY TYPE (ACCOUNT LEVEL)									
REQTYP	A	C	D	M	T	R	V	SS	RS	W
A	O	O	O	O	O	N	O	N	N	N
B	N	N	N	N	N	N	O	N	N	O*
C	N	O	O***	N	N	N	O	N	N	O*
D**	N	N	O	N	N	N	N	N	N	N
E	O	O	O	O	O	N	O	O	O	O
F	O	O	O	N	N	N	O	O	O	N
J	O	N	O	N	N	O	N	N	N	N
M	O	O	O	O	O	N	O	O	O	N

LEGEND: C=Conditional, P=Prohibited, R=Required, O=Optional, N=N/A

* NPT must = D (LNP), otherwise prohibited

** To be developed

*** NPT must = A, B, C; prohibited for NPT=D (LNP)

Data Characteristics: Up to 20 alpha characters

4.3.3.8 INIT-STATE - Initiator State

This field identifies the two character postal code for the state of the initiator's address.

Usage:

	ACTIVITY TYPE (ACCOUNT LEVEL)									
REQTYP	A	C	D	M	T	R	V	SS	RS	W
A	O	O	O	O	O	N	O	N	N	N
B	N	N	N	N	N	N	O	N	N	O*
C	N	O	O***	N	N	N	O	N	N	O*
D**	N	N	O	N	N	N	N	N	N	N
E	O	O	O	O	O	N	O	O	O	O
F	O	O	O	N	N	N	O	O	O	N
J	O	N	O	N	N	O	N	N	N	N
M	O	O	O	O	O	N	O	O	O	N

LEGEND: C=Conditional, P=Prohibited, R=Required, O=Optional, N=N/A

* NPT must = D (LNP), otherwise prohibited

** To be developed

*** NPT must = A, B, C; prohibited for NPT=D (LNP)

Data Characteristics: 2 alpha characters

Example:

.....
 | N | J |

4.3.3.9 INIT-ZIP CODE - Initiator Zip Code

This field identifies the zip code or postal code of the initiator’s address.

Usage:

REQTYP	ACTIVITY TYPE (ACCOUNT LEVEL)									
	A	C	D	M	T	R	V	SS	RS	W
A	O	O	O	O	O	N	O	N	N	N
B	N	N	N	N	N	N	O	N	N	O*
C	N	O	O***	N	N	N	O	N	N	O*
D**	N	N	O	N	N	N	N	N	N	N
E	O	O	O	O	O	N	O	O	O	O
F	O	O	O	N	N	N	O	O	O	N
J	O	N	O	N	N	O	N	N	N	N
M	O	O	O	O	O	N	O	O	O	N

LEGEND: C=Conditional, P=Prohibited, R=Required, O=Optional, N=N/A

* NPT must = D (LNP), otherwise prohibited

** To be developed

*** NPT must = A, B, C; prohibited for NPT=D (LNP)

Data Characteristics: Up to 9 alpha/numeric characters

Example:

0	8	8	5	4						
---	---	---	---	---	--	--	--	--	--	--

4.3.3.10 IMPCON - Implementation Contact Name

This field identifies the CLEC employee or office responsible for control of installation and completion.

Usage:

REQTYP	ACTIVITY TYPE (ACCOUNT LEVEL)									
	A	C	D	M	T	R	V	SS	RS	W
A	O	O	O	O	O	N	O	N	N	N
B	N	N	N	N	N	N	O	N	N	O*
C	N	O	O***	N	N	N	O	N	N	O*
D**	N	N	O	N	N	N	N	N	N	N
E	O	O	O	O	O	N	O	O	O	O
F	O	O	O	N	N	N	O	O	O	N
J	O	N	O	N	N	O	N	N	N	N
M	O	O	O	O	O	N	O	O	O	N

LEGEND: C=Conditional, P=Prohibited, R=Required, O=Optional, N=N/A

* NPT must = D (LNP), otherwise prohibited

** To be developed

*** NPT must = A, B, C; prohibited for NPT=D (LNP)

Note: Failure to populate this field will result in the information from the "INIT" field being populated here.

Data Characteristics: Up to 15 alpha/numeric characters

Example:

J	O	H	N		S	M	I	T	H		S	P	C	
---	---	---	---	--	---	---	---	---	---	--	---	---	---	--

4.3.3.11 IMPCON-TEL NO. - Implementation Contact Telephone Number

This field identifies the telephone number of the implementation contact.

Usage:

REQTYP	ACTIVITY TYPE (ACCOUNT LEVEL)									
	A	C	D	M	T	R	V	SS	RS	W
A	C	C	C	C	C	N	C	N	N	N
B	N	N	N	N	N	N	C	N	N	C*
C	N	C	C***	N	N	N	C	N	N	C*
D**	N	N	C	N	N	N	N	N	N	N
E	C	C	C	C	C	N	C	C	C	C
F	C	C	C	N	N	N	C	C	C	N
J	C	N	C	N	N	C	N	N	N	N
M	C	C	C	C	C	N	C	C	C	N

LEGEND: C=Conditional, P=Prohibited, R=Required, O=Optional, N=N/A

* NPT must = D (LNP), otherwise prohibited

** To be developed

*** NPT must = A, B, C; prohibited for NPT=D (LNP)

Note 1: Required when IMPCON field is populated.

Note 2: IMPCON-TEL NO must be a *minimum* of 10 numerics

Data Characteristics: 10 numeric *to* 15 alpha/numeric characters

Example:

0000000000X0000

Note: The number zero (0) was used in this example as to not inadvertently use a “working tel number” as the example.

4.3.3.12 IMPCON-PAGER - Implementation Contact Pager Number

This field identifies the pager number of the implementation contact.

Usage:

	ACTIVITY TYPE (ACCOUNT LEVEL)									
REQTYP	A	C	D	M	T	R	V	SS	RS	W
A	O	O	O	O	O	N	O	N	N	N
B	N	N	N	N	N	N	O	N	N	O*
C	N	O	O***	N	N	N	O	N	N	O*
D**	N	N	O	N	N	N	N	N	N	N
E	O	O	O	O	O	N	O	O	O	O
F	O	O	O	N	N	N	O	O	O	N
J	O	N	O	N	N	O	N	N	N	N
M	O	O	O	O	O	N	O	O	O	N

LEGEND: C=Conditional, P=Prohibited, R=Required, O=Optional, N=N/A

* NPT must = D (LNP), otherwise prohibited

** To be developed

*** NPT must = A, B, C; prohibited for NPT=D (LNP)

Data Characteristics: Up to 25 numeric characters

Example:

1	-	8	0	0	-	2	2	2	-	1	2	3	4	-	0	0	0	0
---	---	---	---	---	---	---	---	---	---	---	---	---	---	---	---	---	---	---

4.3.3.13 ALTIMPCON - Alternate Implementation Contact

This field identifies the alternate CLEC's employee or office responsible for control of the installation and completion.

Usage:

	ACTIVITY TYPE (ACCOUNT LEVEL)									
REQTYP	A	C	D	M	T	R	V	SS	RS	W
A	O	O	O	O	O	N	O	N	N	N
B	N	N	N	N	N	N	O	N	N	O*

- continued -

C	N	O	O***	N	N	N	O	N	N	O*
D**	N	N	O	N	N	N	N	N	N	N
E	O	O	O	O	O	N	O	O	O	O
F	O	O	O	N	N	N	O	O	O	N
J	O	N	O	N	N	O	N	N	N	N
M	O	O	O	O	O	N	O	O	O	N

LEGEND: C=Conditional, P=Prohibited, R=Required, O=Optional, N=N/A

* NPT must = D (LNP), otherwise prohibited

** To be developed

*** NPT must = A, B, C; prohibited for NPT=D (LNP)

Data Characteristics: Up to 15 alpha/numeric characters

Example:

A	N	N		J	O	N	E	S											
---	---	---	--	---	---	---	---	---	--	--	--	--	--	--	--	--	--	--	--

4.3.3.14 ALTIMPCON-TEL NO. - Alternate Implementation Contact Telephone Number

This field identifies the telephone number of the alternate implementation contact.

Usage:

REQTYP	ACTIVITY TYPE (ACCOUNT LEVEL)									
	A	C	D	M	T	R	V	SS	RS	W
A	O	O	O	O	O	N	O	N	N	N
B	N	N	N	N	N	N	O	N	N	O*
C	N	O	O***	N	N	N	O	N	N	O*
D**	N	N	O	N	N	N	N	N	N	N

- continued -

- continued -

E	O	O	O	O	O	N	O	O	O	O
F	O	O	O	N	N	N	O	O	O	N
J	O	N	O	N	N	O	N	N	N	N
M	O	O	O	O	O	N	O	O	O	N

LEGEND: C=Conditional, P=Prohibited, R=Required, O=Optional, N=N/A

* NPT must = D (LNP), otherwise prohibited

** To be developed

*** NPT must = A, B, C; prohibited for NPT=D (LNP)

Note: ALTIMPCON-TEL NO must be a *minimum* of 10 numerics.

Data Characteristics: 10 numeric to 15 alpha/numeric characters

4.3.3.15 ALTIMPCON-PAGER - Alternate Implementation Contact Pager Number

This field identifies the pager number of the alternate implementation contact.

Usage:

REQTYP	ACTIVITY TYPE (ACCOUNT LEVEL)									
	A	C	D	M	T	R	V	SS	RS	W
A	O	O	O	O	O	N	O	N	N	N
B	N	N	N	N	N	N	O	N	N	O*
C	N	O	O***	N	N	N	O	N	N	O*
D**	N	N	O	N	N	N	N	N	N	N
E	O	O	O	O	O	N	O	O	O	O
F	O	O	O	N	N	N	O	O	O	N
J	O	N	O	N	N	O	N	N	N	N
M	O	O	O	O	O	N	O	O	O	N

LEGEND: C=Conditional, P=Prohibited, R=Required, O=Optional, N=N/A

* NPT must = D (LNP), otherwise prohibited

** To be developed

*** NPT must = A, B, C; prohibited for NPT=D (LNP)

Data Characteristics: Up to 25 numeric characters

Example:

.. 1 | - | 8 | 0 | 0 | - | 2 | 2 | 2 | - | 1 | 2 | 3 | 4 | - | 0 | 0 | 0 | 0

4.3.3.16 DSGCON - Design/Engineering Contact Name

This field identifies the CLEC’s employee or agent that should be contacted on design/engineering matters.

Usage:

	ACTIVITY TYPE (ACCOUNT LEVEL)									
REQTYP	A	C	D	M	T	R	V	SS	RS	W
A	C	C	C	C	C	N	C	N	N	N
B	N	N	N	N	N	N	C	N	N	C*
C	N	O	N	N	N	N	O	N	N	O*
D**	N	N	O	N	N	N	N	N	N	N
E	O	O	O	O	O	N	O	O	O	O
F	O	O	O	N	N	N	O	O	O	N
J	N	N	N	N	N	N	N	N	N	N
M	O	O	O	O	O	N	O	O	O	N

LEGEND: C=Conditional, P=Prohibited, R=Required, O=Optional, N=N/A

* NPT must = D (LNP), otherwise prohibited

**To be Developed

Note 1: Required when DRC field is populated.

Note 2: This field is applicable when the service is designed.

Note 3: This field is only required when NC field is LY, and LY+.

Data Characteristics: Up to 15 alpha/numeric characters

Example:

```

  J | O | H | N |   | S | M | I | T | H |   |   |   |   |   |
  
```

4.3.3.17 DRC - DESIGN ROUTING CODE

This field identifies the CLEC location routing code for transmission of the design layout report.

Usage:

	ACTIVITY TYPE (ACCOUNT LEVEL)									
REQTYP	A	C	D	M	T	R	V	SS	RS	W
A	O	O	O	O	O	N	O	N	N	N
B	N	N	N	N	N	N	O	N	N	O*
C	N	O	O***	N	N	N	O	N	N	O*
D**	N	N	N	N	N	N	N	N	N	N
E	O	O	O	O	O	N	O	O	O	O
F	O	O	O	N	N	N	O	O	O	N
J	N	N	N	N	N	N	N	N	N	N
M	O	O	O	O	O	N	O	O	O	N

LEGEND: C=Conditional, P=Prohibited, R=Required, O=Optional, N=N/A

* NPT must = D (LNP), otherwise prohibited

** To be developed

*** NPT must = A, B, C; prohibited for NPT=D (LNP)

Data Characteristics: Up to 3 alpha/numeric characters

Example:

A	N	3
---	---	---

4.3.3.18 DSGCON-TEL NO. - Design/Engineering Contact Telephone Number

This field identifies the telephone number of the design/engineering contact.

Usage:

	ACTIVITY TYPE (ACCOUNT LEVEL)									
REQTYP	A	C	D	M	T	R	V	SS	RS	W
A	C	C	C	C	C	N	R	N	N	N
B	N	N	N	N	N	N	C	N	N	C*
C	N	O	O***	N	N	N	O	N	N	O*
D**	N	N	O	N	N	N	N	N	N	N
E	O	O	O	O	O	N	O	O	O	O
F	O	O	O	N	N	N	O	O	O	N
J	N	N	N	N	N	N	N	N	N	N
M	O	O	O	O	O	N	O	O	O	N

LEGEND: C=Conditional, P=Prohibited, R=Required, O=Optional, N=N/A

* NPT must = D (LNP), otherwise prohibited

** To be developed

*** NPT must = A, B, C; prohibited for NPT=D (LNP)

Note 1: Required when DSGCON field is populated.

Note 2: DSGCON-TEL NO must be a *minimum* of 10 numerics

Data Characteristics: 10 numeric *to* 15 alpha/numeric characters

4.3.3.19 DSGCON-FAX NO. - Design/Engineering Contact Facsimile Number

This field identifies the fax number of the design/engineering contact.

Usage:

	ACTIVITY TYPE (ACCOUNT LEVEL)									
REQTYP	A	C	D	M	T	R	V	SS	RS	W
A	O	O	O	O	O	N	O	N	N	N
B	N	N	N	N	N	N	O	N	N	O*
C	N	O	O***	N	N	N	O	N	N	O*
D**	N	N	O	N	N	N	N	N	N	N
E	O	O	O	O	O	N	O	O	O	O
F	O	O	O	N	N	N	O	O	O	N
J	N	N	N	N	N	N	N	N	N	N
M	O	O	O	O	O	N	O	O	O	N

LEGEND: C=Conditional, P=Prohibited, R=Required, O=Optional, N=N/A

* NPT must = D (LNP), otherwise prohibited

** To be developed

*** NPT must = A, B, C; prohibited for NPT=D (LNP)

Data Characteristics: 10 numeric characters

4.3.3.20 DSGCON-EMAIL - Design/engineering Electronic Mail Address

This field identifies the electronic mail address of the design/engineering contact.

Usage:

	ACTIVITY TYPE (ACCOUNT LEVEL)									
REQTYP	A	C	D	M	T	R	V	SS	RS	W
A	O	O	O	O	O	N	O	N	N	N
B	N	N	N	N	N	N	O	N	N	O*
C	N	O	O***	N	N	N	O	N	N	O*
D**	N	N	O	N	N	N	N	N	N	N
E	O	O	O	O	O	N	O	O	O	O

- continued -

- continued -

F	O	O	O	N	N	N	O	O	O	N
J	N	N	N	N	N	N	N	N	N	N
M	O	O	O	O	O	N	O	O	O	N

LEGEND: C=Conditional, P=Prohibited, R=Required, O=Optional, N=N/A

* NPT must = D (LNP), otherwise prohibited

** To be developed

*** NPT must = A, B, C; prohibited for NPT=D (LNP)

Data Characteristics: Up to 60 alpha/numeric characters**Example:** zname@notes.company.com**4.3.3.21 DSGCON-STREET - Design/Engineering Contact Street Address**

This field identifies the street address of the design/engineering contact.

Usage:

	ACTIVITY TYPE (ACCOUNT LEVEL)									
REQTYP	A	C	D	M	T	R	V	SS	RS	W
A	C	C	C	C	C	N	C	N	N	N
B	N	N	N	N	N	N	C	N	N	C*
C	N	O	O***	N	N	N	O	N	N	O*
D**	N	N	O	N	N	N	N	N	N	N
E	O	O	O	O	O	N	O	O	O	O
F	O	O	O	N	N	N	O	O	O	N
J	N	N	N	N	N	N	N	N	N	N
M	O	O	O	O	O	N	O	O	O	N

LEGEND: C=Conditional, P=Prohibited, R=Required, O=Optional, N=N/A

* NPT must = D (LNP), otherwise prohibited

** To be developed

*** NPT must = A, B, C; prohibited for NPT=D (LNP)

Note: Required when DSGCON is populated.

Data Characteristics: Up to 25 alpha/numeric characters

Example:

1	2	5		E		M	A	I	N		S	T	R	E	E	T			
---	---	---	--	---	--	---	---	---	---	--	---	---	---	---	---	---	--	--	--

4.3.3.22 DSGCON-FLOOR - Design/Engineering Contact Floor

This field identifies the floor of the design/engineering contact's address.

Usage:

REQTYP	ACTIVITY TYPE (ACCOUNT LEVEL)									
	A	C	D	M	T	R	V	SS	RS	W
A	O	O	O	O	O	N	O	N	N	N
B	N	N	N	N	N	N	O	N	N	O*
C	N	O	O***	N	N	N	O	N	N	O*
D**	N	N	O	N	N	N	N	N	N	N
E	O	O	O	O	O	N	O	O	O	O
F	O	O	O	N	N	N	O	O	O	N
J	N	N	N	N	N	N	N	N	N	N
M	O	O	O	O	O	N	O	O	O	N

LEGEND: C=Conditional, P=Prohibited, R=Required, O=Optional, N=N/A

* NPT must = D (LNP), otherwise prohibited

** To be developed

*** NPT must = A, B, C; prohibited for NPT=D (LNP)

Data Characteristics: Up to 3 alpha/numeric characters

Example:

3	2		
---	---	--	--

4.3.3.23 DSGCON-ROOM/MAIL STOP - Design/Engineering Contact Room/Mail Stop

This field identifies the room or mail stop of the design/engineering contact's address.

Usage:

REQTYP	ACTIVITY TYPE (ACCOUNT LEVEL)									
	A	C	D	M	T	R	V	SS	RS	W
A	O	O	O	O	O	N	O	N	N	N
B	N	N	N	N	N	N	O	N	N	O*
C	N	O	O***	N	N	N	O	N	N	O*
D**	N	N	O	N	N	N	N	N	N	N
E	O	O	O	O	O	N	O	O	O	O
F	O	O	O	N	N	N	O	O	O	N
J	N	N	N	N	N	N	N	N	N	N
M	O	O	O	O	O	N	O	O	O	N

LEGEND: C=Conditional, P=Prohibited, R=Required, O=Optional, N=N/A

* NPT must = D (LNP), otherwise prohibited

** To be developed

*** NPT must = A, B, C; prohibited for NPT=D (LNP)

Data Characteristics: Up to 6 alpha/numeric characters

4.3.3.24 DSGCON-CITY - Design/Engineering Contact City

This field identifies the city, village, township, community, etc., of the design/engineering contact's address.

Usage:

	ACTIVITY TYPE (ACCOUNT LEVEL)									
REQTYP	A	C	D	M	T	R	V	SS	RS	W
A	C	C	C	C	C	N	C	N	N	N
B	N	N	N	N	N	N	C	N	N	C*
C	N	O	O***	N	N	N	O	N	N	O*
D**	N	N	O	N	N	N	N	N	N	N
E	O	O	O	O	O	N	O	O	O	O
F	O	O	O	N	N	N	O	O	O	N
J	N	N	N	N	N	N	N	N	N	N
M	O	O	O	O	O	N	O	O	O	N

LEGEND: C=Conditional, P=Prohibited, R=Required, O=Optional, N=N/A

* NPT must = D (LNP), otherwise prohibited

** To be developed

*** NPT must = A, B, C; prohibited for NPT=D (LNP)

Note: Required when DSGCON is populated.

Data Characteristics: Up to 20 alpha characters

4.3.3.25 DSGCON-STATE - Design/Engineering Contact State

This field identifies the two character postal code for the state of the design/engineering contact's location.

Usage:

	ACTIVITY TYPE (ACCOUNT LEVEL)									
REQTYP	A	C	D	M	T	R	V	SS	RS	W
A	C	C	C	C	C	N	C	N	N	N
B	N	N	N	N	N	N	C	N	N	C*
C	N	O	O***	N	N	N	O	N	N	O*

- continued -

- continued -

D**	N	N	O	N	N	N	N	N	N	N
E	O	O	O	O	O	N	O	O	O	O
F	O	O	O	N	N	N	O	O	O	N
J	N	N	N	N	N	N	N	N	N	N
M	O	O	O	O	O	N	O	O	O	N

LEGEND: C=Conditional, P=Prohibited, R=Required, O=Optional, N=N/A

* NPT must = D (LNP), otherwise prohibited

** To be developed

*** NPT must = A, B, C; prohibited for NPT=D (LNP)

Note: Required when DSGCON is populated.

Data Characteristics: 2 alpha characters

Example:

0	8	8	5	4					
---	---	---	---	---	--	--	--	--	--

4.3.3.26 DSGCON-ZIP CODE - Design/Engineering Contact Zip Code

This field identifies the zip code or postal code of the design/engineering contact's address.

Usage:

	ACTIVITY TYPE (ACCOUNT LEVEL)									
REQTYP	A	C	D	M	T	R	V	SS	RS	W
A	C	C	C	C	C	N	C	N	N	N
B	N	N	N	N	N	N	C	N	N	C*
C	N	O	O***	N	N	N	O	N	N	O*
D**	N	N	O	N	N	N	N	N	N	N

- continued -

- continued -

E	O	O	O	O	O	N	O	O	O	O
F	O	O	O	N	N	N	O	O	O	N
J	N	N	N	N	N	N	N	N	N	N
M	O	O	O	O	O	N	O	O	O	N

LEGEND: C=Conditional, P=Prohibited, R=Required, O=Optional, N=N/A

* NPT must = D (LNP), otherwise prohibited

** To be developed

*** NPT must = A, B, C; prohibited for NPT=D (LNP)

Note: Required when DSGCON is populated.

Data Characteristics: Up to 9 alpha/numeric

4.3.3.27 REMARKS - Remarks

This field is freeform and can be used to describe or clarify other data transmitted on the service request.

Usage:

REQTYP	ACTIVITY TYPE (ACCOUNT LEVEL)									
	A	C	D	M	T	R	V	SS	RS	W
A	O	O	O	O	O	N	O	N	N	N
B	N	N	N	N	N	N	O	N	N	O*
C	N	O	O***	N	N	N	O	N	N	O*
D**	N	N	O	N	N	N	N	N	N	N
E	O	O	O	O	O	N	O	O	O	O
F	O	O	O	N	N	N	O	O	O	N
J	O	N	O	N	N	O	N	N	N	N
M	O	O	O	O	O	N	O	O	O	N

LEGEND: C=Conditional, P=Prohibited, R=Required, O=Optional, N=N/A

* NPT must = D (LNP), otherwise prohibited

** To be developed

*** NPT must = A, B, C; prohibited for NPT=D (LNP)

WARNING
Virgules (/)are not allowed.

Data Characteristics: Up to 240 alpha/numeric characters

5. EU - End User Information

5.1 Introduction

This guide describes the End User (EU) information required for the provisioning of the Local Service Request (LSR). The EU information is always transmitted in conjunction with an LSR.

This document provides current definitions used by BellSouth Telecommunications in providing service.

5.2 EU — End User Description

5.3 Key Information

All information required for administrative, billing and contact is provided on the LSR.

The *Administrative Section* contains information pertaining to the service ordered such as purchase order number, desired due date, and other required fields.

The *Bill Section* provides billing name and address information.

The *Contact Section* contains initiator name, design contact name, implementation contact name and associated address telephone number information.

Local Exchange Ordering (LEO) guidelines incorporate the following requirements for the population of fields.

- **Conditional (C)** is defined as the *field is dependent upon the relationship to another entry as specified in the usage statement and is dependent upon the presence, absence or combination of other data entries.*
- **Optional (O)** is defined as the field *may or may not* be populated.
- **Prohibited (P)** is defined as the field *may never* be populated.
- **Required (R)** is defined as the field *MUST* be populated.
- **Not Applicable (N)** is defined as the *field that will not be used* if populated.
- Alpha/numeric field is designed to describe the type of valid entries. If a numeric field is prohibited it should be left blank.

5.4 Field Arrangement

The fields in the EU Section are arranged as follows:

- EU-NAME

- EU-STREET 1
- EU-STREET 2
- EU-FLOOR
- EU-ROOM/UNIT
- EU-BLDG
- EU-CITY
- EU-STATE
- EU-ZIP CODE
- LCON NAME
- LCON TEL NO.
- EUMI
- ACC
- IWO
- IW BAN
- IWCON-NAME
- IWCON TEL NO.
- LOCBAN
- EAN
- EATN
- FBI
- FB-BILLNM
- FB-SBILLNM
- FB-STREET
- FB-FLOOR
- FB-ROOM
- FB-CITY
- FB-STATE
- FB-ZIP CODE
- FBCON
- FBCON-TEL NO.

5.5 EU — End User Entries

5.5.1 Administration Section (Location and Access Section)

5.5.1.1 EU-NAME - End User Name

This field identifies the name of the end user.

Usage:

	ACTIVITY TYPE (ACCOUNT LEVEL)									
REQTYP	A	C	D	M	T	R	V	SS	RS	W
A	R	R	R	R	R	N	R	N	N	N
B	N	N	N	N	N	N	R	N	N	R*
C	N	R	R***	N	N	N	R	N	N	R*
D**	N	N	R	N	N	N	N	N	N	N
E	R	R	R	R	R	N	R	R	R	R
F	R	R	R	N	N	N	R	R	R	N
J	R	N	R	N	N	R	N	N	N	N
M	R	R	R	R	R	N	R	R	R	N

LEGEND: C=Conditional, P=Prohibited, R=Required, O=Optional, N=N/A

* NPT must = D (LNP), otherwise prohibited

** To be developed

*** NPT must = A, B, C; prohibited for NPT=D (LNP)

Note: This name will *not* be used for directory listing purposes.

Data Characteristics: Up to 25 alpha/numeric characters

Example:

..	O	L	Y	M	P	I	C		C	O	R	P									
----	---	---	---	---	---	---	---	--	---	---	---	---	--	--	--	--	--	--	--	--	--

5.5.1.2 EU-STREET 1 - End User Street Address 1

This field identifies the street address of the end user location.

Usage:

	ACTIVITY TYPE (ACCOUNT LEVEL)									
REQTYP	A	C	D	M	T	R	V	SS	RS	W
A	R	R	R	R	R	N	R	N	N	N
B	N	N	N	N	N	N	R	N	N	R*
C	N	R	R***	N	N	N	R	N	N	R*
D**	N	N	R	N	N	N	N	N	N	N
E	R	R	R	R	R	N	R	R	R	R
F	R	R	R	N	N	N	R	R	R	N
J	R	N	R	N	N	R	N	N	N	N
M	R	R	R	R	R	N	R	R	R	N

LEGEND: C=Conditional, P=Prohibited, R=Required, O=Optional, N=N/A

* NPT must = D (LNP), otherwise prohibited

** To be developed

*** NPT must = A, B, C; prohibited for NPT=D (LNP)

Note 1: On ACTTYPs C, D, SS, RS, and W BellSouth will obtain the address by using the telephone number at the existing address to process the request.

Note 2: Address *must* be RSAG valid.

Data Characteristics: Up to 35 alpha/numeric characters

5.5.1.3 EU-STREET 2 - End User Street Address 2

This field provides additional space when EU-STREET 1 exceeds 35 characters.

Usage:

	ACTIVITY TYPE (ACCOUNT LEVEL)									
REQTYP	A	C	D	M	T	R	V	SS	RS	W
A	O	O	O	O	O	N	O	N	N	N
B	N	N	N	N	N	N	O	N	N	O*

- continued -

- continued -

C	N	O	O***	N	N	N	O	N	N	O*
D**	N	N	O	N	N	N	N	N	N	N
E	O	O	O	O	O	N	O	O	O	O
F	O	O	O	N	N	N	O	O	O	N
J	O	N	O	N	N	O	N	N	N	N
M	O	O	O	O	O	N	O	O	O	N

LEGEND: C=Conditional, P=Prohibited, R=Required, O=Optional, N=N/A

* NPT must = D (LNP), otherwise prohibited

** To be developed

*** NPT must = A, B, C; prohibited for NPT=D (LNP)

Note: Address *must* be RSAG valid.**Data Characteristics:** Up to 35 alpha/numeric characters**5.5.1.4 EU-FLOOR - End User Floor**

This field identifies the floor of the end user address.

Usage:

	ACTIVITY TYPE (ACCOUNT LEVEL)									
REQTYP	A	C	D	M	T	R	V	SS	RS	W
A	O	O	O	O	O	N	O	N	N	N
B	N	N	N	N	N	N	O	N	N	O*
C	N	O	O***	N	N	N	O	N	N	O*
D**	N	N	O	N	N	N	N	N	N	N
E	O	O	O	O	O	N	O	O	O	O
F	O	O	O	N	N	N	O	O	O	N

- continued -

- continued -

J	O	N	O	N	N	O	N	N	N	N
M	O	O	O	O	O	N	O	O	O	N

LEGEND: C=Conditional, P=Prohibited, R=Required, O=Optional, N=N/A

* NPT must = D (LNP), otherwise prohibited

** To be developed

*** NPT must = A, B, C; prohibited for NPT=D (LNP)

Note 1: Address *must* be RSAG valid

Note 2: The entry in this field should not be preceded by the identifier FLR or FLOOR.

Data Characteristics: Up to 12 alpha/numeric characters

Example:

2 (floor)

D (floor)

7C (floor)

5.5.1.5 EU-ROOM/UNIT - End User Room/Unit

This field identifies the room for the service address location.

Usage:

	ACTIVITY TYPE (ACCOUNT LEVEL)									
REQTYP	A	C	D	M	T	R	V	SS	RS	W
A	O	O	O	O	O	N	O	N	N	N
B	N	N	N	N	N	N	O	N	N	O*
C	N	O	O***	N	N	N	O	N	N	O*

- continued -

- continued -

D**	N	N	O	N	N	N	N	N	N	N
E	O	O	O	O	O	N	O	O	O	O
F	O	O	O	N	N	N	O	O	O	N
J	O	N	O	N	N	O	N	N	N	N
M	O	O	O	O	O	N	O	O	O	N

LEGEND: C=Conditional, P=Prohibited, R=Required, O=Optional, N=N/A

* NPT must = D (LNP), otherwise prohibited

** To be developed

*** NPT must = A, B, C; prohibited for NPT=D (LNP)

Note: Address *must* be RSAG valid.

Note 2: When entering room information only show the alpha and/or numeric character.

Note 3: When entering information (other than room), the identifier of apt, suite, unit, lot, slip etc.; *must* be entered followed by a space and alpha/numeric characters.**Valid Identifiers:**

APT	Apartment
SUIT	Suite
UNIT	Unit
LOT	Lot
SLIP	Slip

Data Characteristics: Up to 15 alpha/numeric characters**Example:**

3 (room)

APT 123

SUIT 2B

UNIT 1

LOT A

SLIP 33

5.5.1.6 EU-BLDG - End User Building

This field identifies the specific building at the end user location.

Usage:

	ACTIVITY TYPE (ACCOUNT LEVEL)									
REQTYP	A	C	D	M	T	R	V	SS	RS	W
A	O	O	O	O	O	N	O	N	N	N
B	N	N	N	N	N	N	O	N	N	O*
C	N	O	O***	N	N	N	O	N	N	O*
D**	N	N	O	N	N	N	N	N	N	N
E	O	O	O	O	O	N	O	O	O	O
F	O	O	O	N	N	N	O	O	O	N
J	O	N	O	N	N	O	N	N	N	N
M	O	O	O	O	O	N	O	O	O	N

LEGEND: C=Conditional, P=Prohibited, R=Required, O=Optional, N=N/A

* NPT must = D (LNP), otherwise prohibited

** To be developed

*** NPT must = A, B, C; prohibited for NPT=D (LNP)

Note 1: Address *must* be RSAG valid.

Note 2: When entering building information only show the alpha and/or numeric character.

Note 3: When entering information (other than building), the identifier of WNG, or PIER must be entered followed by a space and alpha/numeric characters.

Valid Identifiers:

- **WNG** = Wing
- **PIER** = Pier

Data Characteristics: Up to 9 alpha/numeric characters

Example:

3 (building)

A (building)

23C (building)

WNG 8

PIER 3

5.5.1.7 EU-CITY - End User City

This field identifies the city, village, township, community, etc. of the end user address.

Usage:

REQTYP	ACTIVITY TYPE (ACCOUNT LEVEL)									
	A	C	D	M	T	R	V	SS	RS	W
A	R	R	R	R	R	N	R	N	N	N
B	N	N	N	N	N	N	R	N	N	R*
C	N	R	R***	N	N	N	R	N	N	R*
D**	N	N	R	N	N	N	N	N	N	N
E	R	R	R	R	R	N	R	R	R	R
F	R	R	R	N	N	N	R	R	R	N

- continued -

- continued -

J	R	N	R	N	N	R	N	N	N	N
M	R	R	R	R	R	N	R	R	R	N

LEGEND: C=Conditional, P=Prohibited, R=Required, O=Optional, N=N/A

* NPT must = D (LNP), otherwise prohibited

** To be developed

*** NPT must = A, B, C; prohibited for NPT=D (LNP)

Note: Address *must* be RSAG valid.

Data Characteristics: Up to 25 alpha characters

Example:

P	I	S	C	A	T	A	W	A	Y												
---	---	---	---	---	---	---	---	---	---	--	--	--	--	--	--	--	--	--	--	--	--

5.5.1.8 EU-STATE - End User State

This field identifies the two character postal code for the state of the end user’s address.

Usage:

	ACTIVITY TYPE (ACCOUNT LEVEL)									
REQTYP	A	C	D	M	T	R	V	SS	RS	W
A	R	R	R	R	R	N	R	N	N	N
B	N	N	N	N	N	N	R	N	N	R*
C	N	R	R***	N	N	N	R	N	N	R*
D**	N	N	R	N	N	N	N	N	N	N
E	R	R	R	R	R	N	R	R	R	R
F	R	R	R	N	N	N	R	R	R	N

- continued -

- continued -

J	R	N	R	N	N	R	N	N	N	N
M	R	R	R	R	R	N	R	R	R	N

LEGEND: C=Conditional, P=Prohibited, R=Required, O=Optional, N=N/A

* NPT must = D (LNP), otherwise prohibited

** To be developed

*** NPT must = A, B, C; prohibited for NPT=D (LNP)

Data Characteristics: 2 alpha characters**Example:**

N	J
---	---

5.5.1.9 EU-ZIP CODE - End User Zip Code

This field identifies the zip code or postal code of the end-user location.

Usage:

	ACTIVITY TYPE (ACCOUNT LEVEL)									
REQTYP	A	C	D	M	T	R	V	SS	RS	W
A	R	R	R	R	R	N	R	N	N	N
B	N	N	N	N	N	N	R	N	N	R*
C	N	R	R***	N	N	N	R	N	N	R*
D**	N	N	R	N	N	N	N	N	N	N
E	R	R	R	R	R	N	R	R	R	R
F	R	R	R	N	N	N	R	R	R	N
J	R	N	R	N	N	R	N	N	N	N
M	R	R	R	R	R	N	R	R	R	N

LEGEND: C=Conditional, P=Prohibited, R=Required, O=Optional, N=N/A

* NPT must = D (LNP), otherwise prohibited

** To be developed

*** NPT must = A, B, C; prohibited for NPT=D (LNP)

Data Characteristics: Up to 9 alpha/numeric characters

5.5.1.10 LCON-NAME - Local Contact Name

This field identifies the local contact name for access.

Usage:

	ACTIVITY TYPE (ACCOUNT LEVEL)									
REQTYP	A	C	D	M	T	R	V	SS	RS	W
A	R	R	R	R	R	N	R	N	N	N
B	N	N	N	N	N	N	R	N	N	R*
C	N	O	O***	N	N	N	O	N	N	O*
D**	N	N	O	N	N	N	N	N	N	N
E	O	O	O	O	O	N	O	O	O	O
F	O	O	O	N	N	N	O	O	O	N
J	N	N	N	N	N	N	N	N	N	N
M	O	O	O	O	O	N	O	O	O	N

LEGEND: C=Conditional, P=Prohibited, R=Required, O=Optional, N=N/A

* NPT must = D (LNP), otherwise prohibited

** To be developed

*** NPT must = A, B, C; prohibited for NPT=D (LNP)

Data Characteristics: Up to 15 alpha/numeric characters

Example:

J	O	H	N		S	M	I	T	H					
---	---	---	---	--	---	---	---	---	---	--	--	--	--	--

5.5.1.11 LCON-TEL NO. - Local Contact Telephone Number

This field identifies the telephone number of the local contact.

Usage:

	ACTIVITY TYPE (ACCOUNT LEVEL)									
REQTYP	A	C	D	M	T	R	V	SS	RS	W
A	C	C	C	C	C	N	C	N	N	N
B	N	N	N	N	N	N	C	N	N	C*
C	N	O	O***	N	N	N	O	N	N	O*
D**	N	N	O	N	N	N	N	N	N	N
E	O	O	O	O	O	N	O	O	O	O
F	O	O	O	N	N	N	O	O	O	N
J	N	N	N	N	N	N	N	N	N	N
M	C	C	C	C	C	N	C	C	C	N

LEGEND: C=Conditional, P=Prohibited, R=Required, O=Optional, N=N/A

* NPT must = D (LNP), otherwise prohibited

** To be developed

*** NPT must = A, B, C; prohibited for NPT=D (LNP)

Note 1: Required when LCON-NAME field is populated.

Note 2: LCON-TEL NO must be a *minimum* of 10 numerics.

Note 3: Population of the end user premise access contact information fields of the service order will be interpreted as permission by the CLEC, even though specific CLEC contract provisions state otherwise.

Data Characteristics: Up to 15 alpha/numeric characters

5.5.1.12 EUMI - End User Moving Indicator

Indicates when the end user location is changing.

Usage:

	ACTIVITY TYPE (ACCOUNT LEVEL)									
REQTYP	A	C	D	M	T	R	V	SS	RS	W
A	N	N	N	N	N	N	N	N	N	N
B	N	N	N	N	N	N	N	N	N	N
C	N	N	N	N	N	N	N	N	N	N
D**	N	N	N	N	N	N	N	N	N	N
E	N	N	N	N	N	N	N	N	N	N
F	N	N	N	N	N	N	N	N	N	N
J	N	N	N	N	N	N	N	N	N	N
M	N	N	N	N	N	N	N	N	N	N

LEGEND: C=Conditional, P=Prohibited, R=Required, O=Optional, N=N/A

* NPT must = D (LNP), otherwise prohibited

** To be developed

*** NPT must = A, B, C; prohibited for NPT=D (LNP)

Note: This field is not currently supported by electronic processing.

Valid Entries: 01 = End User is moving or Blank

Data Characteristics: Up to 15 alpha/numeric characters 2 numeric characters

5.5.1.13 ACC - Access Instructions

Indicates the access instructions for the end user location. Access instructions should be very specific.

Usage:

	ACTIVITY TYPE (ACCOUNT LEVEL)									
REQTYP	A	C	D	M	T	R	V	SS	RS	W
A	O	O	O	O	O	N	O	N	N	N
B	N	N	N	N	N	N	O	N	N	O*
C	N	O	O***	N	N	N	O	N	N	O*

- continued -

- continued -

D**	N	N	O	N	N	N	N	N	N	N
E	O	O	O	O	O	N	O	O	O	O
F	O	O	O	N	N	N	O	O	O	N
J	N	N	N	N	N	N	N	N	N	N
M	O	O	N	O	O	N	N	N	N	N

LEGEND: C=Conditional, P=Prohibited, R=Required, O=Optional, N=N/A

* NPT must = D (LNP), otherwise prohibited

** To be developed

*** NPT must = A, B, C; prohibited for NPT=D (LNP)

Data Characteristics: Up to 160 alpha/numeric characters

5.5.2 Inside Wire Section

5.5.2.1 IWO - Inside Wiring Options

This field identifies the requirement for inside wire services.

Usage:

	ACTIVITY TYPE (ACCOUNT LEVEL)									
REQTYP	A	C	D	M	T	R	V	SS	RS	W
A	O	O	O	O	O	N	O	N	N	N
B	N	N	N	N	N	N	O	N	N	O*
C	N	O	O***	N	N	N	O	N	N	O*
D**	N	N	O	N	N	N	N	N	N	N
E	O	O	O	O	O	N	O	O	O	O
F	O	O	O	N	N	N	O	O	O	N
J	N	N	N	N	N	N	N	N	N	N
M	O	O	O	O	O	N	O	O	O	N

LEGEND: C=Conditional, P=Prohibited, R=Required, O=Optional, N=N/A

* NPT must = D (LNP), otherwise prohibited

** To be developed

*** NPT must = A, B, C; prohibited for NPT=D (LNP)

Note: Note: (REQTYP = M) The only valid Inside Wiring Option is 'W'.

Valid Entries:

- **R** = Referral for inside wiring (provider will negotiate with the end user).
- **S** = Provide inside wiring repair plan and bill the customer.
- **U** = Provide inside wiring and repair plan and bill the customer.
- **W** = Provide inside wiring and bill the customer.

Data Characteristics: 1 alpha character

Example:

.....
 | S |

5.5.2.2 IW BAN - Inside Wire Billing Account Number

This field identifies the billing account number for charges associated with inside wire.

Usage:

	ACTIVITY TYPE (ACCOUNT LEVEL)									
REQTYP	A	C	D	M	T	R	V	SS	RS	W
A	O	O	O	O	O	N	O	N	N	N
B	N	N	N	N	N	N	O	N	N	O*
C	N	O	O***	N	N	N	O	N	N	O*
D**	N	N	O	N	N	N	N	N	N	N
E	O	O	O	O	O	N	O	O	O	O
F	O	O	O	N	N	N	O	O	O	N

- continued -

- continued -

J	N	N	N	N	N	N	N	N	N	N
M	O	O	O	O	O	N	O	O	O	N

LEGEND: C=Conditional, P=Prohibited, R=Required, O=Optional, N=N/A

* NPT must = D (LNP), otherwise prohibited

** To be developed

*** NPT must = A, B, C; prohibited for NPT=D (LNP)

Valid Entries:

1. Billing Account Number with Customer Code
2. E = Existing Customer Billing Account Number
- 3.

Data Characteristics: 1 alpha or 13 alpha/numeric characters

Example:

2	0	1	-	9	8	8	-	7	3	0	0		
---	---	---	---	---	---	---	---	---	---	---	---	--	--

5.5.2.3 IWCON-NAME - Inside Wire Contact Name

This field identifies the name of the person to be contacted for inside wire.

Usage:

	ACTIVITY TYPE (ACCOUNT LEVEL)									
REQTYP	A	C	D	M	T	R	V	SS	RS	W
A	C	C	C	C	C	N	C	N	N	N
B	N	N	N	N	N	N	C	N	N	C*
C	N	C	C***	N	N	N	C	N	N	C*
D**	N	N	C	N	N	N	N	N	N	N

- continued -

- continued -

E	C	C	C	C	C	N	C	C	C	C
F	C	C	C	N	N	N	C	C	C	N
J	N	N	N	N	N	N	N	N	N	N
M	C	C	C	C	C	N	C	C	C	N

LEGEND: C=Conditional, P=Prohibited, R=Required, O=Optional, N=N/A

* NPT must = D (LNP), otherwise prohibited

** To be developed

*** NPT must = A, B, C; prohibited for NPT=D (LNP)

Note 1: Required when IWCON-NAME field is populated, otherwise prohibited.

Note 2: IWCON-TEL NO must be a *minimum* of 10 numerics.**Data Characteristics:** Up to 15 alpha/numeric characters**5.5.3 Bill Section****5.5.3.1 LOCBAN - Local Billing Account Number (Main Account Number)**

This field identifies the end user's billing account number which may also be the end user local exchange telephone number.

Usage:

	ACTIVITY TYPE (ACCOUNT LEVEL)									
REQTYP	A	C	D	M	T	R	V	SS	RS	W
A	R	R	R	R	R	N	R	N	N	N
B	N	N	N	N	N	N	R	N	N	R*
C	N	R	R***	N	N	N	R	N	N	R*
D**	N	N	R	N	N	N	N	N	N	N
E	R	R	R	R	R	N	R	R	R	R
F	R	R	R	N	N	N	R	R	R	N

- continued -

- continued -

J	R	N	R	N	N	R	N	N	N	N
M	R	R	R	R	R	N	R	R	R	N

LEGEND: C=Conditional, P=Prohibited, R=Required, O=Optional, N=N/A

* NPT must = D (LNP), otherwise prohibited

** To be developed

*** NPT must = A, B, C; prohibited for NPT=D (LNP)

Note 1: (REQTYP = A) For **Designed LOOPS** and ACT=A, the LOCBAN must be the CABS account number.

Note 2: (REQTYP = A) For **Designed LOOPS** and ACT=A, the BAN1 must be the same as the CABS account LOCBAN.

Note 3: (REQTYP = A) For **NON-Designed LOOPS** and ACT=A or T, the *LOCBAN must be a CRIS miscellaneous number* .

Note 4: REQ TYP A, ACT =V, the LOCBAN must be the 10 digit dialable telephone number being converted.

Note 5: When changing the main TN, the LOCBAN should be populated with the new TN.

Data Characteristics: 10 or 13 alpha/numeric characters

5.5.3.2 EAN - Existing Account Number

This field identifies the end user's existing account number assigned by the current LSP (the number where the data will "migrate from"). It is a non-dialable, non-standard number (ie: miscellaneous account number).

Usage:

	ACTIVITY TYPE (ACCOUNT LEVEL)									
REQTYP	A	C	D	M	T	R	V	SS	RS	W
A	N	N	N	N	N	N	N	N	N	N
B	N	N	N	N	N	N	C	N	N	C*

- continued -

- continued -

C	N	C	N	N	N	N	C	N	N	C*
D**	N	N	N	N	N	N	N	N	N	N
E	N	C	N	N	N	N	C	N	N	N
F	N	C	N	N	N	N	C	N	N	N
J	N	N	N	N	N	N	N	N	N	N
M	P	C	P	P	P	N	C	P	P	N

LEGEND: C=Conditional, P=Prohibited, R=Required, O=Optional, N=N/A

* NPT must = D (LNP), otherwise prohibited

**To be Developed

Note 1: Required on REQTYP B, C, E, F, and M when the EATN field is *not populated* and the request is for Partial Migration, Subsequent Partial Migration, or Subsequent FULL Migration.

Note 2: Required for conversion of an End User acct. (LNA = V) when the EATN field is not populated, otherwise prohibited .

Note 3: Prohibited when the EATN field is populated.

Note 4: Whenever the EAN field is populated, the data *must match information in LOCBAN field* .

Note 5: Can not be changed on a SUP.

Data Characteristics: 10 or 13 alpha/numeric characters

5.5.3.3 EATN - Existing Account Telephone Number

This field identifies the existing NUMERIC account number from the current LSP (the number where the data will “migrate from”). It is a **dialable** telephone number.

Usage:

	ACTIVITY TYPE (ACCOUNT LEVEL)									
REQTYP	A	C	D	M	T	R	V	SS	RS	W
A	N	N	N	N	N	N	N	N	N	N
B	N	N	N	N	N	N	C	N	N	C*
C	N	C	N	N	N	N	C	N	N	C*

- continued -

D**	N	N	N	N	N	N	N	N	N	N
E	N	C	N	N	N	N	C	N	N	N
F	N	C	N	N	N	N	C	N	N	N
J	N	N	N	N	N	N	N	N	N	N
M	P	C	P	P	P	N	C	P	P	N

LEGEND: C=Conditional, P=Prohibited, R=Required, O=Optional, N=N/A

* NPT must = D (LNP), otherwise prohibited

**To be Developed

Note 1: Required on REQ TYP B, C, E, F, and M when the EAN field is *not populated* and the request is for Partial Migration, Subsequent Partial Migration, or Subsequent FULL Migration.

Note 2: Required for conversion of an End User acct. (LNA = V) when the EAN field is not populated, otherwise prohibited .

Note 3: Prohibited when the EAN field is populated.

Note 4: Whenever the EATN field is populated, *the data must match information in LOCBAN field* .

Note 5: Can not be changed on a SUP.

Data Characteristics: 10 numeric characters

5.5.3.4 FBI - Final Bill Information

Indicates whether a Final Bill should be sent to either the existing billing address *or* a different address.

Usage:

	ACTIVITY TYPE (ACCOUNT LEVEL)									
REQ TYP	A	C	D	M	T	R	V	SS	RS	W
A	O	O	O	O	O	N	O	N	N	N
B	N	N	N	N	N	N	O	N	N	O*

- continued -

- continued -

C	N	O	O***	N	N	N	O	N	N	O*
D**	N	N	O	N	N	N	N	N	N	N
E	O	O	O	O	O	N	O	O	O	O
F	O	O	O	N	N	N	O	O	O	N
J	N	N	O	N	N	N	N	N	N	N
M	O	O	O	O	O	N	O	O	O	N

LEGEND: C=Conditional, P=Prohibited, R=Required, O=Optional, N=N/A

* NPT must = D (LNP), otherwise prohibited

** To be developed

*** NPT must = A, B, C; prohibited for NPT=D (LNP)

Note: Note: When the valid entry is "D", the FB-BILLNM, FB-STREET, FB-CITY, FB-STATE, and FB-ZIP CODE fields *must be populated* .

Valid Entries:

- E = Existing
- D = Different

Data Characteristics: 1 alpha character**Example:**

D

5.5.3.5 FB-BILLNM - Final Billing Name

This field identifies the end user final bill name.

Usage:

REQTYP	ACTIVITY TYPE (ACCOUNT LEVEL)									
	A	C	D	M	T	R	V	SS	RS	W
A	C	C	C	C	C	N	C	N	N	N
B	N	N	N	N	N	N	C	N	N	C*
C	N	C	C***	N	N	N	C	N	N	C*
D**	N	N	C	N	N	N	N	N	N	N
E	C	C	C	C	C	N	C	C	C	C
F	C	C	C	N	N	N	C	C	C	N
J	N	N	C	N	N	N	N	N	N	N
M	C	C	C	C	C	N	C	C	C	N

LEGEND: C=Conditional, P=Prohibited, R=Required, O=Optional, N=N/A

* NPT must = D (LNP), otherwise prohibited

** To be developed

*** NPT must = A, B, C; prohibited for NPT=D (LNP)

Note: Required if the FBI field is populated with a 'D ', otherwise optional.

Data Characteristics: Up to 20 alpha/numeric characters

Example:

A	B	C		C	O														
---	---	---	--	---	---	--	--	--	--	--	--	--	--	--	--	--	--	--	--

5.5.3.6 FB-SBILLNM - Final Bill Secondary Bill Name

This field identifies the name of a department or group within the designated FB-BILLNM entry.

Usage:

	ACTIVITY TYPE (ACCOUNT LEVEL)									
REQTYP	A	C	D	M	T	R	V	SS	RS	W
A	O	O	O	O	O	N	O	N	N	N
B	N	N	N	N	N	N	O	N	N	O*
C	N	O	O***	N	N	N	O	N	N	O*
D**	N	N	O	N	N	N	N	N	N	N
E	O	O	O	O	O	N	O	O	O	O
F	O	O	O	N	N	N	O	O	O	N
J	N	N	O	N	N	N	N	N	N	N
M	O	O	O	O	O	N	O	O	O	N

LEGEND: C=Conditional, P=Prohibited, R=Required, O=Optional, N=N/A

* NPT must = D (LNP), otherwise prohibited

** To be developed

*** NPT must = A, B, C; prohibited for NPT=D (LNP)

Note: May also be used to specify the end user customer identified by a "SAN" (Subscriber Authorization Number) used by the customer in conjunction with billing its customer.

Data Characteristics: Up to 20 alpha/numeric characters

5.5.3.7 FB-STREET - Final Bill Street

This field identifies the street of the billing address associated with the billing name.

Usage:

	ACTIVITY TYPE (ACCOUNT LEVEL)									
REQTYP	A	C	D	M	T	R	V	SS	RS	W
A	C	C	C	C	C	N	C	N	N	N
B	N	N	N	N	N	N	C	N	N	C*
C	N	C	C***	N	N	N	C	N	N	C*

- continued -

- continued -

D**	N	N	C	N	N	N	N	N	N	N
E	C	C	C	C	C	N	C	C	C	C
F	C	C	C	N	N	N	C	C	C	N
J	N	N	O	N	N	N	N	N	N	N
M	C	C	C	C	C	N	C	C	C	N

LEGEND: C=Conditional, P=Prohibited, R=Required, O=Optional, N=N/A

* NPT must = D (LNP), otherwise prohibited

** To be developed

*** NPT must = A, B, C; prohibited for NPT=D (LNP)

Note: Required if the FBI field is populated with a 'D ', otherwise optional.

Data Characteristics: Up to 20 alpha/numeric characters

5.5.3.8 FB-FLOOR - Final Bill Floor

This field identifies the floor for the billing address associated with the billing name.

Usage:

	ACTIVITY TYPE (ACCOUNT LEVEL)									
REQTYP	A	C	D	M	T	R	V	SS	RS	W
A	O	O	O	O	O	N	O	N	N	N
B	N	N	N	N	N	N	O	N	N	O*
C	N	O	O***	N	N	N	O	N	N	O*
D**	N	N	O	N	N	N	N	N	N	N
E	O	O	O	O	O	N	O	O	O	O
F	O	O	O	N	N	N	O	O	O	N
J	N	N	O	N	N	N	N	N	N	N
M	O	O	O	O	O	N	O	O	O	N

LEGEND: C=Conditional, P=Prohibited, R=Required, O=Optional, N=N/A

* NPT must = D (LNP), otherwise prohibited

** To be developed

*** NPT must = A, B, C; prohibited for NPT=D (LNP)

Data Characteristics: Up to 3 alpha/numeric characters

Example:

3	2	
---	---	--

5.5.3.9 FB-ROOM - Final Bill Room

This field identifies the room for the billing address associated with the billing name.

Usage:

	ACTIVITY TYPE (ACCOUNT LEVEL)									
REQTYP	A	C	D	M	T	R	V	SS	RS	W
A	O	O	O	O	O	N	O	N	N	N
B	N	N	N	N	N	N	O	N	N	O*
C	N	O	O***	N	N	N	O	N	N	O*
D**	N	N	O	N	N	N	N	N	N	N
E	O	O	O	O	O	N	O	O	O	O
F	O	O	O	N	N	N	O	O	O	N
J	N	N	O	N	N	N	N	N	N	N
M	O	O	O	O	O	N	O	O	O	N

LEGEND: C=Conditional, P=Prohibited, R=Required, O=Optional, N=N/A

* NPT must = D (LNP), otherwise prohibited

** To be developed

*** NPT must = A, B, C; prohibited for NPT=D (LNP)

Data Characteristics: Up to 15 alpha/numeric characters

5.5.3.10 FB-CITY - Final Bill City

This field identifies the city, village, township, or other geographic locators of the billing address associated with the billing name.

Usage:

	ACTIVITY TYPE (ACCOUNT LEVEL)									
REQTYP	A	C	D	M	T	R	V	SS	RS	W
A	C	C	C	C	C	N	C	N	N	N
B	N	N	N	N	N	N	C	N	N	C*
C	N	C	C***	N	N	N	C	N	N	C*
D**	N	N	C	N	N	N	N	N	N	N
E	C	C	C	C	C	N	C	C	C	C
F	C	C	C	N	N	N	C	C	C	N
J	N	N	C	N	N	N	N	N	N	N
M	C	C	C	C	C	N	C	C	C	N

LEGEND: C=Conditional, P=Prohibited, R=Required, O=Optional, N=N/A

* NPT must = D (LNP), otherwise prohibited

** To be developed

*** NPT must = A, B, C; prohibited for NPT=D (LNP)

Note: Required if the FBI field is populated with a 'D ', otherwise optional.

Data Characteristics: Up to 11 alpha characters

5.5.3.11 FB-STATE - Final Bill State

This field identifies the two character postal code for the state of the billing address associated with the billing name.

Usage:

	ACTIVITY TYPE (ACCOUNT LEVEL)									
REQTYP	A	C	D	M	T	R	V	SS	RS	W
A	C	C	C	C	C	N	C	N	N	N
B	N	N	N	N	N	N	C	N	N	C*
C	N	C	C***	N	N	N	C	N	N	C*
D**	N	N	C	N	N	N	N	N	N	N
E	C	C	C	C	C	N	C	C	C	C
F	C	C	C	N	N	N	C	C	C	N
J	N	N	C	N	N	N	N	N	N	N
M	C	C	C	C	C	N	C	C	C	N

LEGEND: C=Conditional, P=Prohibited, R=Required, O=Optional, N=N/A

* NPT must = D (LNP), otherwise prohibited

** To be developed

*** NPT must = A, B, C; prohibited for NPT=D (LNP)

Note: Required if the FBI field is populated with a 'D', otherwise optional.

Data Characteristics: 2 alpha characters

Example:

N	J
---	---

5.5.3.12 FB-ZIP CODE - Final Bill Zip Code

This field identifies the zip code or postal code of the billing address associated with the billing name.

Usage:

	ACTIVITY TYPE (ACCOUNT LEVEL)									
REQTYP	A	C	D	M	T	R	V	SS	RS	W
A	C	C	C	C	C	N	C	N	N	N

- continued -

B	N	N	N	N	N	N	C	N	N	C*
C	N	C	C***	N	N	N	C	N	N	C*
D**	N	N	C	N	N	N	N	N	N	N
E	C	C	C	C	C	N	C	C	C	C
F	C	C	C	N	N	N	C	C	C	N
J	N	N	C	N	N	N	N	N	N	N
M	C	C	C	C	C	N	C	C	C	N

LEGEND: C=Conditional, P=Prohibited, R=Required, O=Optional, N=N/A

* NPT must = D (LNP), otherwise prohibited

** To be developed

*** NPT must = A, B, C; prohibited for NPT=D (LNP)

Note: Required if the FBI field is populated with a 'D ', otherwise optional.

Data Characteristics: Up to 9 alpha/numeric characters

5.5.3.13 FBCON - Final Billing Contact Name

This field identifies the name of the person or office to be contacted on billing matters.

Usage:

	ACTIVITY TYPE (ACCOUNT LEVEL)									
REQTYP	A	C	D	M	T	R	V	SS	RS	W
A	C	C	C	C	C	N	C	N	N	N
B	N	N	N	N	N	N	C	N	N	C*
C	N	C	C***	N	N	N	C	N	N	C*
D**	N	N	C	N	N	N	N	N	N	N
E	C	C	C	C	C	N	C	C	C	C
F	C	C	C	N	N	N	C	C	C	N

- continued -

- continued -

J	N	N	C	N	N	N	N	N	N	N
M	C	C	C	C	C	N	C	C	C	N

LEGEND: C=Conditional, P=Prohibited, R=Required, O=Optional, N=N/A

* NPT must = D (LNP), otherwise prohibited

** To be developed

*** NPT must = A, B, C; prohibited for NPT=D (LNP)

Note: Required if the FBI field is populated with a 'D ', otherwise optional.

Data Characteristics: Up to 15 alpha/numeric characters

Example:

J	A	N	E		T		D	O	E					
---	---	---	---	--	---	--	---	---	---	--	--	--	--	--

5.5.3.14 FBCON-TEL NO. - Final Bill Contact Telephone Number

This field identifies the telephone number of the billing contact.

Usage:

	ACTIVITY TYPE (ACCOUNT LEVEL)									
REQTYP	A	C	D	M	T	R	V	SS	RS	W
A	C	C	C	C	C	N	C	N	N	N
B	N	N	N	N	N	N	C	N	N	C*
C	N	C	C***	N	N	N	C	N	N	C*
D**	N	N	C	N	N	N	N	N	N	N
E	C	C	C	C	C	N	C	C	C	C
F	C	C	C	N	N	N	C	C	C	N

- continued -

- continued -

J	N	N	C	N	N	N	N	N	N	N
M	C	C	C	C	C	N	C	C	C	N

LEGEND: C=Conditional, P=Prohibited, R=Required, O=Optional, N=N/A

* NPT must = D (LNP), otherwise prohibited

** To be developed

*** NPT must = A, B, C; prohibited for NPT=D (LNP)

Note 1: Required if the FBI field is populated with a 'D ', otherwise optional.

Note 2: FBCON-TEL NO must be *minimum* of 10 numerics.

Data Characteristics: Up to 15 alpha/numeric characters

6. RS - Resale Service

6.1 Introduction

This guide describes the Resale Service (RS) information required for provisioning of the service request for Residence and Business Services. The RS information is always transmitted in conjunction with an LSR and End User Information.

This document provides current definitions used by BellSouth Telecommunications.

6.2 RS - Resale Service Description

All hunting information and service details are provided in the fields contained within the RS. The Service Details Section provides Reference Numbers, Activity Type information, and additional data involved in Resale activity. .

Additionally, there are three fields on the Resale form (REFNUM, LNA, and TN) that must be populated when ordering stand alone listings (REQTYP J).

LEO guidelines incorporate the following requirements for the population of field entries.

- **Conditional (C)** is defined as the *field is dependent upon the relationship to another entry as specified in the usage statement and is dependent upon the presence, absence or combination of other data entries.*
- **Optional (O)** is defined as the field *may or may not* be populated.
- **Prohibited (P)** is defined as the field *may never* be populated.
- **Required (R)** is defined as the field *MUST* be populated.
- **Not Applicable (N)** is defined as the *field that will not be used* if populated.
- Alpha/numeric field is designed to describe the type of valid entries. If a numeric field is prohibited it should be left blank.

6.2.1 Field Arrangement

The fields in the RS Section are arranged as follows:

- REFNUM
- LNA
- TN
- TER
- OTN
- CKR

- ECCKT
- FPI
- PIC
- LPIC
- TC OPT
- TCTO-PRIMARY
- TCTO-SECONDARY
- TC NAME-PRIMARY
- TC NAME-SECONDARY
- TC PER-CC
- TC PER
- SGNL
- PULSE
- DOP NUM
- NUMST
- ACTST
- TBE
- CFA
- FA
- FEATURE
- FEATURE DETAIL
- HUNT GROUP ID
- LNECLS SVC
-

6.3 RS - Resale Service Entries

6.3.1 Service Details

6.3.1.1 REFNUM - Reference Number

This field uniquely identifies of one or more activities (e.g., lines, trunks, listings, or hunting arrangements).

Usage:

	ACTIVITY TYPE (ACCOUNT LEVEL)									
REQTYP	A	C	D	M	T	R	V	SS	RS	W
E	R	R	R	R	R	R	R	R	R	R
J	R	N	R	N	N	R	N	N	N	N

LEGEND: C=Conditional, P=Prohibited, R=Required, O=Optional, N=N/A

Note 1: The REFNUM is customer assigned.

Note 2: Once REFNUM is assigned it can *not* be changed and is retained through completion of the request.

Note 3: REFNUM values must be ascending and must be unique throughout the request at TN Level.

Note 4: REFNUM reflects the number of activities regardless of the number of features.

- (ie: 2 lines yeild REFNUM = 0001 and REFNUM = 0002)
- (ie: 3 trunks yield REFNUM=0001, REFNUM 0002, and REFNUM 0003)

Note 4: This field is repetitive when multiple DLs are requested.

Data Characteristics: 4 numeric characters

Example:

0	0	2	3
---	---	---	---

6.3.1.2 LNA - Line Activity

This field identifies the activity involved at the line level.

Usage:

	ACTIVITY TYPE (LINE LEVEL)								
REQTYP	A	C	D	R	V	W	Y	L	P9
E	R	R	R	N	R	R	R	R	R
J	R	N	R	N	N	N	N	N	N

LEGEND: C=Conditional, P=Prohibited, R=Required, O=Optional, N=N/A

Note 1: Line Activity *must* be 'Y' or 'L' when ACTIVITY TYPE (ACCOUNT LEVEL) = **SS** or **RS**

Note 2: LNA *must* be 'V' when AN, ATN, EAN, or EATN are populated.

Note 3: LNA *must* be "A" when ACT=T and OTN is *not* populated.

Note 4: LNA *must* be "C" when ACT=T and OTN is populated.

Valid Entries:

Table J LINE LEVEL — Activity Entry Code - Description Name

ENTRY	DESCRIPTION
A	ADD
C	CHANGE
D	DISCONNECT
R	RECORD INFORMATION ONLY
V	CONVERSION OF SERVICE TO NEW LSP "AS SPECIFIED"
W	CONVERSION OF SERVICE TO NEW LSP "AS IS"
Y	DENY/ RESTORE (NON-PAYMENT)
L	SUSPEND/ RESTORE (Seasonal)
P9	PIC CHANGE

Data Characteristics: Up to 2 alpha/numeric characters

6.3.1.3 TN - Telephone Number

This field identifies the telephone number for this service request.

Usage:

	ACTIVITY TYPE (LINE LEVEL)								
REQTYP	A	C	D	R	V	W	Y	L	P9
E	R	R	R	N	R	R	R	R	R
J	R	N	R	N	N	N	N	N	N

Issue 7V, April 30, 2001

LEGEND: C=Conditional, P=Prohibited, R=Required, O=Optional, N=N/A

Data Characteristics: 10 numeric characters**6.3.1.4 TER - Terminal Number**

This field identifies a non-lead line in a multi-line hunt group.

Usage:

	ACTIVITY TYPE (LINE LEVEL)								
REQTYP	A	C	D	R	V	W	Y	L	P9
E	O	O	O	N	O	O	O	O	O

LEGEND: C=Conditional, P=Prohibited, R=Required, O=Optional, N=N/A

Note: This entry may represent the maintenance number assigned to a member of a multi-line hunt group.

Data Characteristics: 4 numeric characters

EXAMPLE:

0001

0024

6.3.1.5 OTN - Out Telephone Number

This field identifies the existing telephone number that is being changed.

Usage:

	ACTIVITY TYPE (LINE LEVEL)								
REQTYP	A	C	D	R	V	W	Y	L	P9
E	P	O	P	N	O	P	P	P	P

LEGEND: C=Conditional, P=Prohibited, R=Required, O=Optional, N=N/A

Data Characteristics: 10 numeric characters

6.3.1.6 CKR - Customer Circuit Reference

This field identifies the circuit number used by the customer.

Usage:

	ACTIVITY TYPE (LINE LEVEL)								
REQTYP	A	C	D	R	V	W	Y	L	P9
E	O	O	O	N	O	O	O	O	O

LEGEND: C=Conditional, P=Prohibited, R=Required, O=Optional, N=N/A

Data Characteristics: Up to 36 alpha/numeric characters

6.3.1.7 ECCKT - Exchange Company Circuit ID

This field identifies a provider's circuit identification.

Usage:

	ACTIVITY TYPE (LINE LEVEL)								
REQTYP	A	C	D	R	V	W	Y	L	P9
E	O	O	O	N	O	O	O	O	O

LEGEND: C=Conditional, P=Prohibited, R=Required, O=Optional, N=N/A

Note 1: The format of the field is defined by the provider.

Note 2: All components within the ID **must** be delimited by periods (.).

Note 3: The layout of the field may be defined by the Common Language Standards.

Note 4: When component of CLT, CLS, or CLF is purposely omitted, the component should still be delimited and compressed to eliminate any spaces.

Note 5: If all positions in a component of CLT, CLS, or CLF are not populated, the component should be compressed to eliminate any spaces.

Valid Entries:

TELEPHONE NUMBER FORMAT:

Issue 7V, April 30, 2001

Prefix.Service Code.and modifier. NPA.NXX.XXXX.Terminal Number (if applicable). This format may be up to 30 characters in length.

Example: A2.SBFS.201.981.3500.800.123.4567

SERIAL NUMBER FORMAT:

Prefix.Service Code and Modifier.Serial Number.Suffix code.AP code.segment name (if applicable). This format may be up to 27 characters in length.

Example: A2.LBFS.032719.001.NY

FACILITY ID FORMAT:

Facility Designation.Facility Type.office A location.office Z location. This format may be up to 36 characters in length.

Example: 101.T1.NYCMNY50.NYCMNY54W01

Data Characteristics: 36 alpha/numeric characters

Examples:

CLT (Common Language Tel. No.):

38.SBGS.404.477.3999.T22.123

CLF (Common Language Facility):

AB123 CC12 CHCGILAAMGO MOBLALBBABC

CLS (Common Language Serial #)

12.PLNT.123456.66.SB

6.3.1.8 FPI - Freeze PIC Indicator

Indicates the customer's desired freeze option for the PIC or LPIC.

Usage:

	ACTIVITY TYPE (LINE LEVEL)								
REQTYP	A	C	D	R	V	W	Y	L	P9
E	O	O	N	N	O	P	N	N	O

LEGEND: C=Conditional, P=Prohibited, R=Required, O=Optional, N=N/A

Valid Entries:

- **A** = CLEC freezes IntraLATA PIC
- **B** = CLEC freezes Inter & Intra LATA PIC
- **E** = CLEC freezes InterLATA PIC
- **J** = END USER freezes InterLATA PIC
- **K** = END USER freezes IntraLATA PIC
- **L** = END USER freezes Inter & IntraLATA PIC
- **O** = CLEC freezes InterLATA PIC *and* End User freezes IntraLATA PIC
- **P** = CLEC freezes IntraLATA PIC *and* End User freezes InterLATA PIC
- **R** = CLEC removes InterLATA Freeze
- **S** = CLEC removes IntraLATA Freeze
- **T** = CLEC removes Inter & IntraLATA Freeze

Data Characteristics: 1 alpha character

Example:

.
 | B |

6.3.1.9 PIC - Primary Interexchange Carrier

This field identifies the pre-subscription indicator code (PIC) for the carrier the customer has selected for InterLATA traffic.

Usage:

	ACTIVITY TYPE (LINE LEVEL)								
REQTYP	A	C	D	R	V	W	Y	L	P9
E	R	O	N	N	R	P	P	P	R

LEGEND: C=Conditional, P=Prohibited, R=Required, O=Optional, N=N/A

Note 1: PIC is a required per unique telephone number on A, V, & P9 Activity Types.

Valid Entries:

Issue 7V, April 30, 2001

- Valid PIC Code
- NONE = Customer does not want to pre-subscribe

Data Characteristics: 4 alpha/numeric characters

Example:

D	F	L	T
---	---	---	---

6.3.1.10 LPIC - IntraLATA Pre-subscription Indicator Code

This field identifies the pre-subscription indicator code (PIC) for the carrier the customer has selected for IntraLATA traffic.

Usage:

	ACTIVITY TYPE (LINE LEVEL)								
REQTYP	A	C	D	R	V	W	Y	L	P9
E	R	O	N	N	R	P	P	P	R

LEGEND: C=Conditional, P=Prohibited, R=Required, O=Optional, N=N/A

Note: LPIC required per unique telephone number on A, V, & P9 Activity Types.

Valid Entries:

- Valid PIC Code
- NONE = Customer does not want to pre-subscribe

Data Characteristics: 4 alpha/numeric characters

Example:

N	C		
---	---	--	--

6.3.1.11 TC OPT - Transfer of Call Options

This field identifies the type of transfer of call option the end user has requested.

Usage:

	ACTIVITY TYPE (LINE LEVEL)								
REQTYP	A	C	D	R	V	W	Y	L	P9
E	P	O	O	N	P	P	O	O	P

LEGEND: C=Conditional, P=Prohibited, R=Required, O=Optional, N=N/A

Note 1: An entry in this field indicates a request for a non-standard announcement.

Note 2: If the standard announcement is desired, this field is prohibited.

Valid Entries:

Code	Description
03	Disconnected
05	Changed to Non-Published Number
21	Changed to new Published Number
26	Emergency Agency Changed to 911
31	Disconnected with reference calls
51	Temporary Disconnect at the Customer's Request
81	Changed to More Than One New Number with Split Reference of Calls

Data Characteristics: 2 numeric characters

6.3.1.12 TCTO-PRIMARY - Transfer of Calls To (Primary)

This field identifies the primary telephone number to which calls are to be referred.

Usage:

	ACTIVITY TYPE (LINE LEVEL)								
REQTYP	A	C	D	R	V	W	Y	L	P9
E	N	C	C	N	N	N	C	C	N

LEGEND: C=Conditional, P=Prohibited, R=Required, O=Optional, N=N/A

Note: Required if the TC OPT field = 21, 31, or 81, otherwise optional.

Issue 7V, April 30, 2001

Data Characteristics: 10 numeric characters**6.3.1.13 TCTO-SECONDARY - Transfer of Calls To (Secondary)**

This field identifies the secondary telephone number to which calls are to be referred.

Usage:

	ACTIVITY TYPE (LINE LEVEL)								
REQTYP	A	C	D	R	V	W	Y	L	P9
E	N	C	C	N	N	N	C	C	N

LEGEND: C=Conditional, P=Prohibited, R=Required, O=Optional, N=N/A

Note: Required if the TC OPT field = 81, otherwise optional.

Data Characteristics: 10 numeric characters.**6.3.1.14 TC NAME-PRIMARY - Transfer of Calls to Primary Name.**

This field identifies the primary name of the end user who desires transfer of calls.

Usage:

	ACTIVITY TYPE (LINE LEVEL)								
REQTYP	A	C	D	R	V	W	Y	L	P9
E	N	C	C	N	N	N	C	C	N

LEGEND: C=Conditional, P=Prohibited, R=Required, O=Optional, N=N/A

Note 1: This field is used when the End User requests a split reference of calls.

Note 2: When this field is populated two TC TO and TC Name fields are required.

Note 3: Required if the TC OPT field = 81, otherwise optional.

Data Characteristics: Up to 35 alpha characters**6.3.1.15 TC NAME-SECONDARY - Transfer of Calls to Secondary Name**

This field identifies the secondary name of the end user who desires transfer of calls.

Usage:

	ACTIVITY TYPE (LINE LEVEL)								
REQTYP	A	C	D	R	V	W	Y	L	P9
E	N	C	C	N	N	N	C	C	N

LEGEND: C=Conditional, P=Prohibited, R=Required, O=Optional, N=N/A

Note 1: This field is used when the End User requests a split reference of calls.

Note 2: When this field is populated two TC TO and TC Name fields are required.

Note 3: Required if the TC OPT field = 81, otherwise optional.

Data Characteristics: Up to 35 alpha characters

6.3.1.16 TC PER-CC - Transfer of Calls Period Century Code (EDI Only)

This field identifies the requested century of the date that the transfer of calls, specified in the TC TO field, is to be canceled and the standard recorded announcement is to be provided.

Usage:

	ACTIVITY TYPE (LINE LEVEL)								
REQTYP	A	C	D	R	V	W	Y	L	P9
E	N	C	C	N	N	N	C	C	N

LEGEND: C=Conditional, P=Prohibited, R=Required, O=Optional, N=N/A

Note 1: Required when TC PER-DATE field is populated, otherwise prohibited.

Note 2: Must be current of future century.

Valid Entries: Metric Format

TWO DIGIT YEAR	00 - 99
----------------	---------

Data Characteristics: 2 numeric characters

6.3.1.17 TC PER - Transfer of Calls Period Date

This field identifies the requested century of the date that the transfer of calls, specified in the TC TO field, is to be cancelled and the standard recorded announcement is to be provided.

Usage:

	ACTIVITY TYPE (LINE LEVEL)								
REQTYP	A	C	D	R	V	W	Y	L	P9
E	N	C	C	N	N	N	C	C	N

LEGEND: C=Conditional, P=Prohibited, R=Required, O=Optional, N=N/A

Note 1: Required when TC TO-PRIMARY field is populated, otherwise optional.

Note 2: Must be a valid date.

Valid Entries: Metric Format

TWO DIGIT CENTURY (TAG Only)	00 - 99
TWO DIGIT YEAR	00 - 99
TWO DIGIT MONTH	01 - 12
TWO DIGIT DAY	01 - 31

Data Characteristics:

- 6 numeric characters for EDI
- 8 numeric characters for TAG

6.3.1.18 SGNL - Signaling

This field identifies the type of signaling required.

Usage:

	ACTIVITY TYPE (LINE LEVEL)								
REQTYP	A	C	D	R	V	W	Y	L	P9
E	O	O	O	N	O	O	O	O	O

LEGEND: C=Conditional, P=Prohibited, R=Required, O=Optional, N=N/A

Valid Entries:

LS	LOOP START
GS	GROUND START
WS	WINK START
IM	IMMEDIATE START
DD	DELAY DIAL
E1	E & M 1
E2	E & M 2
E3	E & M 3
DC	DIRECT CONNECT
AT	ANSWER TONE

Data Characteristics: 2 alpha/numeric characters

Example:

.. | W | S | ..

6.3.1.19 PULSE - Type of Pulsing

This field identifies the type of pulsing on the requested trunk.

Usage:

	ACTIVITY TYPE (LINE LEVEL)								
REQTYP	A	C	D	R	V	W	Y	L	P9
E	O	O	O	N	O	O	O	O	O

LEGEND: C=Conditional, P=Prohibited, R=Required, O=Optional, N=N/A

Note: When DTMF is requested with DID service a DTMF USOC is required.

Valid Entries:

DP	DIAL PULSE
MF	MULTI FREQUENCY
DTMF	DIAL TONE MULTI FREQUENCY

Data Characteristics: 2 or 4 alpha characters

6.3.1.20 DOP NUM - Digits Outpulsed

This field identifies the number of digits to be outpulsed on a DID.

Usage:

	ACTIVITY TYPE (LINE LEVEL)								
REQTYP	A	C	D	R	V	W	Y	L	P9
E	O	O	O	N	O	O	O	O	O

LEGEND: C=Conditional, P=Prohibited, R=Required, O=Optional, N=N/A

Data Characteristics: 2 numeric characters

6.3.1.21 NUM ST - Quantity of Stations Requested

This field identifies the number of stations to being requested for DID, includes reactivated and reserved.

Usage:

	ACTIVITY TYPE (LINE LEVEL)								
REQTYP	A	C	D	R	V	W	Y	L	P9
E	O	O	O	N	O	O	O	O	O

LEGEND: C=Conditional, P=Prohibited, R=Required, O=Optional, N=N/A

Note 1: Numbers requested in blocks of 20.

Note 2: Optional when:

- Add new PBX trunk.
- Add feature and/or hunting.

Data Characteristics: Up to 4 numeric characters

6.3.1.22 ACTST - Number of Stations Activated

This field identifies the number of stations to be activated for DID.

Usage:

	ACTIVITY TYPE (LINE LEVEL)								
REQTYP	A	C	D	R	V	W	Y	L	P9
E	O	O	O	N	O	O	O	O	O

LEGEND: C=Conditional, P=Prohibited, R=Required, O=Optional, N=N/A

Note: When related to DID this number should be included in the Quantity of Stations requested NUM ST.

Data Characteristics: Up to 4 numeric characters

6.3.1.23 TBE - Toll Billing Exception

This field identifies a request for installation/removal of toll blocking exception on a line or hunt group.

Usage:

	ACTIVITY TYPE (LINE LEVEL)								
REQTYP	A	C	D	R	V	W	Y	L	P9
E	O	O	P	N	O	P	P	P	P

LEGEND: C=Conditional, P=Prohibited, R=Required, O=Optional, N=N/A

Valid Entries:

A	DENY COLLECT AND THIRD NUMBER
B	DENY THIRD NUMBER
C	DENY COLLECT CALL
R	REMOVE ALL SCREENING
S	SAME, NO CHANGE

Data Characteristics: 1 alpha character

6.3.1.24 CFA - Connecting Facility Assignment

This field identifies the provider carrier system and channel to be used.

	ACTIVITY TYPE (LINE LEVEL)								
REQTYP	A	C	D	R	V	W	Y	L	P9
E	O	O	O	N	O	O	O	O	O

LEGEND: C=Conditional, P=Prohibited, R=Required, O=Optional, N=N/A

Note 1: The range of assignments should be provided on the DLR during the provisioning of the service. The customer specifies the particular carrier system and channel or channels to be utilized.

Note 2: All element entries of the Connecting Facility Assignment are left justified with no trailing spaces.

Note 3: CFA is required when customer is served from a Foreign Serving Wire Center.

Valid Entries:

The Facility Identification consists of the following elements.

- The Facility Designation which uniquely identifies a particular facility type between two terminal locations (variable length, 1 - 5 characters).

Note: If Facility Designation is not 5 characters, use 'space bar on keyboard' to fill character length limit.

- The Facility Type which is usually identified through the use of a code set found in the Bellcore Practice BR 795-450-100 (variable length, 1 - 6 characters)

Note: If Facility Type is not 6 characters, use 'space bar on keyboard' to fill character length limit.

- The Channel/Pair number of the facility that is being used to provide the service (variable length, 1 - 5 characters)

Note: If FacilityChannel/Pair is not 5 characters, use 'space bar on keyboard' to fill character length limit.

- The "A" Location, which is the location of the facility termination that has the lower alpha/numeric CLLI code.

Note: No unique 'spacing' necessary.

- The "Z" Location, which is the location of the facility termination that has the higher alpha/numeric CLLI code.

Note: No unique 'spacing' necessary.

- Spaces () are used as delimiters to separate the different elements of the CFA.

Data Characteristics: Up to 42 alpha/numeric characters

Example:

5014 T1ZF 1 ORDFLMAK99 ORLDFLMAWAG

6.3.1.25 FA - Feature Activity

Indicates the activity type for the feature.

Usage:

	ACTIVITY TYPE (LINE LEVEL)								
REQTYP	A	C	D	R	V	W	Y	L	P9
E	C	C	C	N	C	P	P	P	N

LEGEND: C=Conditional, P=Prohibited, R=Required, O=Optional, N=N/A

Note: Required when the FEATURE field is populated.

Valid Entries:

A	ADD
C	CHANGE
D	DELETE

Data Characteristics: 1 alpha characters

6.3.1.26 FEATURE - Feature Codes

This field identifies the type of feature associated with the line.

Usage:

	ACTIVITY TYPE (LINE LEVEL)								
REQTYP	A	C	D	R	V	W	Y	L	P9
E	C	C	C	N	C	P	P	P	N

LEGEND: C=Conditional, P=Prohibited, R=Required, O=Optional, N=N/A

Note 1: Codes for feature identification may include USOCs, FIDs or TCIF (TeleCommunications Industry Forum) Service Order Feature Codes.

Note 2: TCIF (TeleCommunications Industry Forum) feature codes are based on provider/customer negotiations.

Note 3: Required when the FA field is populated.

Data Characteristics: Up to 6 alpha/numeric characters.

6.3.1.27 FEATURE DETAIL

This field identifies additional information for the type of feature associated with the line.

Usage:

	ACTIVITY TYPE (LINE LEVEL)								
REQTYP	A	C	D	R	V	W	Y	L	P9
E	C	C	C	N	C	P	P	P	N

LEGEND: C=Conditional, P=Prohibited, R=Required, O=Optional, N=N/A

Note 1: Virgules (/) are used as delimiters to separate the different elements of the Feature Detail.

Note 2: When Feature Detail is populated, Feature and Feature Activity are required.

Note 3: When Feature and Feature Activity are populated, Feature Detail may be required.

WARNING
FIDs must be separated by virgules (/).

Data Characteristics: Up to 30 alpha/numeric characters

6.3.1.28 HUNTING

6.3.1.29 HUNT GROUP ID

This field uniquely identifies the hunt group sequence.

Usage:

	ACTIVITY TYPE (ACCOUNT LEVEL)									
REQTYP	A	C	D	M	T	R	V	SS	RS	W
E	O	O	N	N	O	N	O	N	N	N

LEGEND: C=Conditional, P=Prohibited, R=Required, O=Optional, N=N/A

Data Characteristics: 1 - 3 alpha or 1 - 4 numerics

See LEO-IG, Volume 4, section entitled, "SOFC" for service order feature codes for ordering hunting services.

For additional information on Hunting see tab entitled "Hunting/Grouping/Rotary Service" in Volume 2 of the LEO-IG.

Website:

www.interconnection.bellsouth.com/guides/guides.html

6.3.1.30 LNECLS SVC - Line Level Class of Service

This field identifies the class of service at the line level (e.g., measured or flat rate).

Usage:

	ACTIVITY TYPE (LINE LEVEL)								
REQTYP	A	C	D	R	V	W	Y	L	P9
E	R	O	O	N	R	O	O	O	O

LEGEND: C=Conditional, P=Prohibited, R=Required, O=Optional, N=N/A

Note: The Basic Class of Service should not be put in this field.

Data Characteristics: 3 or 5 alpha/numeric characters

Example: UEPRL

7. Directory Listings Service Information

7.1 Introduction

This guide describes the Directory Listings/Services Information required for provisioning of the service request. The Directory Listings/Services information is always transmitted in conjunction with an LSR and End User Information.

This document provides current definitions used by BellSouth Telecommunications in providing service.

The Directory related fields are not required for LNP (NPT=D) requests. If the request is a Full Migration and no directory change is desired, the CLEC can use ACT=W for LNP (NPT=D). The ACT=W will denote no listing changes on the Full Migration LNP (NPT=D) request and the directory fields are not to be populated. However, if the ACT=V for LNP (NPT=D) and the directory fields are not completed, then no directory listings or directory delivery will be established.

7.2 Directory Listings / Service Description

All directory listings/service details are provided in the fields contained within this section.

LEO guidelines incorporate the following requirements for the population of field entries.

- **Conditional (C)** is defined as the *field is dependent upon the relationship to another entry as specified in the usage statement and is dependent upon the presence, absence or combination of other data entries.*
- **Optional (O)** is defined as the field *may or may not* be populated.
- **Prohibited (P)** is defined as the field *may never* be populated.
- **Required (R)** is defined as the field *MUST* be populated.
- **Not Applicable (N)** is defined as the *field that will not be used* if populated.
- Alpha/numeric field is designed to describe the type of valid entries. If a numeric field is prohibited it should be left blank.

7.2.1 Field Arrangement

The fields in the Directory Listings Service Information Section are arranged as follows:

- REFNUM
- LIST
- LN
- LISTED NAME OVERFLOW
- LA

- YPH
- WPQTY
- YPQTY
- DDA-NAME
- DDA-NAME 2
- DDA-ADDRESS 1
- DDA-ADDRESS 2
- DDA-CITY
- DDA-STATE
- DDA-ZIP CODE
- SIC CODE
- DIRDATE-CC
- DIRDATE
- LNA
- TN

7.3 Directory Entries / Services Entries

7.3.1 REFNUM - Reference Number

This field uniquely identifies one or more activities (e.g., lines, trunks, listings, hunting arrangements).

Usage:

REQTYP	ACTIVITY TYPE (ACCOUNT LEVEL)									
	A	C	D	M	T	R	V	SS	RS	W
J	R	N	R	N	N	R	N	N	N	N

LEGEND: C=Conditional, P=Prohibited, R=Required, O=Optional, N=N/A

* NPT must = D (LNP), otherwise prohibited

Note 1: The REFNUM is customer assigned.

Note 2: REFNUM values must be ascending and must be unique throughout the request at the TN level.

Note 3: REFNUM reflects the number of activities regardless of the number of features.

- (ie: 2 lines yeild REFNUM = 0001 and REFNUM = 0002.)
- (ie: 3 trunks yield REFNUM=0001, REFNUM 0002, and REFNUM 0003.)

Data Characteristics: 4 numeric characters

7.3.2 LIST - Listed Name Code

This field identifies how the end user desires the **main listed name** to appear in the telephone directory or directory assistance. This field may also reflect the end users desires that the main listed name not be published.

Usage:

MAIN LISTED NAME Table										
	ACTIVITY TYPE (ACCOUNT LEVEL)									
REQTYP	A	C	D	M	T	R	V	SS	RS	W
A	N	N	P	P	N	N	N	N	N	N
B	N	N	N	N	N	N	R	N	N	R*
C	N	O	P	N	N	N	R	N	N	R*
D**	N	N	P	N	N	N	N	N	N	N
E	R	O	P	P	R	N	R	P	P	P
F	R	O	P	N	N	N	R	P	P	P
J	R	N	P	N	N	R	N	N	N	N
M	R	O	N	P	R	N	R	P	P	N

LEGEND: C=Conditional, P=Prohibited, R=Required, O=Optional, N=N/A

* NPT must = D (LNP), otherwise prohibited

**To be Developed

Note: Only one Main Listing allowed per Account.

Valid Entries:

LN	LISTED NAME
NP	NON-PUBLISHED
NL	NON-LISTED
FL	FOREIGN DIRECTORY LISTING
DB	DESIGNER BOLD

- continued -

DBP	DESIGNER BOLD PLUS
DS	DESIGNER SCRIPT
DSP	DESIGNER SCRIPT PLUS
DL	DESIGNER LINE
DLS	DESIGNER LINE SCRIPT
DLB	DESIGNER LINE BOLD

This field identifies how the end user desires the **optional listings , listed name** to appear in the telephone directory or directory assistance. This field may also reflect the end users desires that the optional listings, listed name not be published.

Usage:

OPTIONAL LISTING, LISTED NAME Table										
	ACTIVITY TYPE (ACCOUNT LEVEL)									
REQTYP	A	C	D	M	T	R	V	SS	RS	W
A	N	N	P	P	N	N	N	N	N	N
B	N	N	N	N	N	N	R	N	N	R*
C	N	O	P	N	N	N	R	N	N	R*
D**	N	N	P	N	N	N	N	N	N	N
E	R	O	P	P	R	N	R	P	P	P
F	R	O	P	N	N	N	R	P	P	N
J	O	N	P	N	N	O	N	N	N	N
M	R	O	N	P	R	N	R	P	P	N

LEGEND: C=Conditional, P=Prohibited, R=Required, O=Optional, N=N/A

* NPT must = D (LNP), otherwise prohibited

** To be Developed

Valid Entries:

NL	NON-LISTED
AML	ADDITIONAL MAIN LISTING
AL	ADDITIONAL LISTING (RESIDENCE)
XL	ADDITIONAL LISTING (BUSINESS)
FL	FOREIGN DIRECTORY LISTING
DB	DESIGNER BOLD
DBP	DESIGNER BOLD PLUS
DS	DESIGNER SCRIPT
DSP	DESIGNER SCRIPT PLUS
DL	DESIGNER LINE
DLS	DESIGNER LINE SCRIPT
DLB	DESIGNER LINE BOLD
AC	ALTERNATE CALL
ASL	ANSWERING SERVICE
CR	CROSS REFERENCE
FAC	FOREIGN ALTERNATE CALL
FCR	FOREIGN CROSS REFERENCE
FSPL	FOREIGN ADDITIONAL LISTING (Not available electronically)
SPL	SPECIAL TEXT DIRECTORY LISTING (Not available electronically)
CML	CLIENT MAIN LISTING (Not available electronically)

Note: Required when *adding*, *changing*, or *removing* Directory Listings.

Data Characteristics: Up to 4 alpha/numeric characters

7.3.3 LN - Listed Name

This field identifies how the subscriber desires the main listed name to appear in the telephone directory or on directory assistance.

Usage:

	ACTIVITY TYPE (ACCOUNT LEVEL)									
REQTYP	A	C	D	M	T	R	V	SS	RS	W
A	N	N	N	N	N	N	N	N	N	N
B	N	N	N	N	N	N	R	N	N	R*
C	N	O	O***	N	N	N	R	N	N	R*
D**	N	N	N	N	N	N	N	N	N	N
E	R	O	N	P	R	N	R	P	P	P
F	R	O	N	N	N	N	R	P	P	N
J	R	N	N	N	N	O	N	N	N	N
M	R	O	N	P	R	N	R	P	P	N

LEGEND: C=Conditional, P=Prohibited, R=Required, O=Optional, N=N/A

* NPT must = D (LNP), otherwise prohibited

** To be Developed

*** NPT must = A, B, C; prohibited for NPT=D (LNP)

Note 1: See Volume 2 for instructions on valid data entries.

Note 2: The following are **NOT valid** characters in the LN data field:

- asterisk (*)
- plus (+)

Data Characteristics: Up to 35 alpha/numeric characters

7.3.4 LISTED NAME OVERFLOW

This field provides additional space to overflow from the Listed Name field when it exceeds 35 characters.

Usage:

	ACTIVITY TYPE (ACCOUNT LEVEL)									
REQTYP	A	C	D	M	T	R	V	SS	RS	W
A	N	N	N	N	N	N	N	N	N	N
B	N	N	N	N	N	N	O	N	N	N
C	N	O	O***	N	N	N	O	N	N	N
D**	N	N	N	N	N	N	N	N	N	N
E	O	O	N	P	O	N	O	P	P	P
F	O	O	N	N	N	N	O	P	P	N
J	O	N	N	N	N	O	N	N	N	N
M	O	O	N	O	O	N	O	P	P	N

LEGEND: C=Conditional, P=Prohibited, R=Required, O=Optional, N=N/A

** To be Developed

*** NPT must = A, B, C; prohibited for NPT=D (LNP)

Data Characteristics: Up to 35 alpha/numeric characters

7.3.5 LA - Listed Address

This field identifies the listed address the end user desires shown in the directory.

Usage:

	ACTIVITY TYPE (ACCOUNT LEVEL)									
REQTYP	A	C	D	M	T	R	V	SS	RS	W
A	N	N	N	N	N	N	N	N	N	N
B	N	N	N	N	N	N	R	N	N	R*
C	N	O	P	N	N	N	R	N	N	R*
D**	N	N	P	N	N	N	N	N	N	N
E	R	O	P	P	R	N	R	P	P	P
F	R	O	P	N	N	N	R	P	P	N

- continued -

- continued -

J	R	N	P	N	N	O	N	N	N	N
M	R	O	N	P	R	N	R	P	P	N

LEGEND: C=Conditional, P=Prohibited, R=Required, O=Optional, N=N/A

* NPT must = D (LNP), otherwise prohibited

** To be Developed

Note: If the listed address contains a description such as a specific building number or apartment number, etc., refer to the END USER (EU) section of Volume 1 of the Implementation Guide (IG).

Valid Entries:

1. LISTED ADDRESS
2. (OAD) = OMIT ADDRESS

Data Characteristics: Up to 150 alpha/numeric characters

7.3.6 YPH - Yellow Page Heading Code

This field identifies the heading in the Yellow Page section of the directory an end user desires to be listed under.

Usage:

REQTYP	ACTIVITY TYPE (ACCOUNT LEVEL)									
	A	C	D	M	T	R	V	SS	RS	W
A	N	N	N	N	N	N	N	N	N	N
B	N	N	N	N	N	N	C	N	N	C*
C	N	C	N	N	N	N	C	N	N	C*
D**	N	N	O	N	N	N	N	N	N	N
E	C	C	N	P	C	N	C	P	P	P
F	C	C	N	N	N	N	C	P	P	N
J	C	N	N	N	N	O	N	N	N	N
M	C	O	N	O	C	N	C	P	P	N

LEGEND: C=Conditional, P=Prohibited, R=Required, O=Optional, N=N/A

Issue 7V, April 30, 2001

* NPT must = D (LNP), otherwise prohibited

** To be Developed

Note 1: Required on business requests for service.

Note 2: Prohibited on all requests for residence service.

Note 3: One YPH heading code allowed per LSR request.

Note 4: Required when the 1st character of TOS fields is 1 or 3.

Data Characteristics: 6 alpha/numeric characters**7.3.7 WPQTY - Quantity Of White Page Books**

This field identifies the number of white page books desired by the end user.

Usage:

	ACTIVITY TYPE (ACCOUNT LEVEL)									
REQTYP	A	C	D	M	T	R	V	SS	RS	W
A	N	N	N	N	N	N	N	N	N	N
B	N	N	N	N	N	N	O	N	N	N
C	N	O	O***	N	N	N	O	N	N	N
D**	N	N	O	N	N	N	N	N	N	N
E	O	O	O	O	O	N	O	N	N	P
F	O	O	O	N	N	N	O	N	N	N
J	O	N	N	N	N	O	N	N	N	N
M	O	O	N	O	O	N	O	N	N	N

LEGEND: C=Conditional, P=Prohibited, R=Required, O=Optional, N=N/A

** To be Developed

*** NPT must = A, B, C; prohibited for NPT=D (LNP)

Data Characteristics: 2 numeric characters

7.3.8 YPQTY - Quantity of Yellow Page Books

This field identifies the number of yellow page books desired by the end user.

Usage:

	ACTIVITY TYPE (ACCOUNT LEVEL)									
REQTYP	A	C	D	M	T	R	V	SS	RS	W
A	N	N	N	N	N	N	N	N	N	N
B	N	N	N	N	N	N	O	N	N	N
C	N	O	O***	N	N	N	O	N	N	N
D**	N	N	O	N	N	N	N	N	N	N
E	O	O	O	O	O	N	O	N	N	P
F	O	O	O	N	N	N	O	N	N	N
J	O	N	N	N	N	O	N	N	N	N
M	O	O	N	O	O	N	O	N	N	N

LEGEND: C=Conditional, P=Prohibited, R=Required, O=Optional, N=N/A

** To be Developed

*** NPT must = A, B, C; prohibited for NPT=D (LNP)

Data Characteristics: 2 numeric characters

7.3.9 DDA-NAME - Directory Delivery Name

This field identifies the name (s) for delivery of directories.

Usage:

	ACTIVITY TYPE (ACCOUNT LEVEL)									
REQTYP	A	C	D	M	T	R	V	SS	RS	W
A	N	N	P	P	N	N	N	N	N	N
B	N	N	N	N	N	N	O	N	N	N
C	N	O	P	N	N	N	O	N	N	N

- continued -

- continued -

D**	N	N	P	N	N	N	N	N	N	N
E	O	O	P	P	O	N	O	P	P	P
F	O	O	P	N	N	N	O	P	P	N
J	O	N	P	N	N	O	N	N	N	N
M	O	O	P	P	O	N	O	P	P	N

LEGEND: C=Conditional, P=Prohibited, R=Required, O=Optional, N=N/A

** To be Developed

Data Characteristics: Up to 35 alpha/numeric characters**7.3.10 DDA-NAME 2 - Additional Directory Delivery Name Information**

This field identifies the continuation of the DDA-NAME field for the delivery of directories.

Usage:

	ACTIVITY TYPE (ACCOUNT LEVEL)									
REQTYP	A	C	D	M	T	R	V	SS	RS	W
A	N	N	P	P	N	N	N	N	N	N
B	N	N	N	N	N	N	O	N	N	N
C	N	O	P	N	N	N	O	N	N	N
D**	N	N	P	N	N	N	N	N	N	N
E	O	O	P	P	O	N	O	P	P	P
F	O	O	P	N	N	N	O	P	P	N
J	O	N	P	N	N	O	N	N	N	N
M	O	O	P	P	O	N	O	P	P	N

LEGEND: C=Conditional, P=Prohibited, R=Required, O=Optional, N=N/A

** To be Developed

Data Characteristics: Up to 35 alpha/numeric characters

7.3.11 DDA-ADDRESS 1 - Directory Delivery Address 1

This field identifies the address for delivery of directories.

Usage:

	ACTIVITY TYPE (ACCOUNT LEVEL)									
REQTYP	A	C	D	M	T	R	V	SS	RS	W
A	N	N	P	P	N	N	N	N	N	N
B	N	N	N	N	N	N	O	N	N	N
C	N	O	P	N	N	N	O	N	N	N
D**	N	N	P	N	N	N	N	N	N	N
E	O	O	P	P	O	N	O	P	P	P
F	O	O	P	N	N	N	O	P	P	N
J	O	N	P	N	N	O	N	N	N	N
M	O	O	P	P	O	N	O	P	P	N

LEGEND: C=Conditional, P=Prohibited, R=Required, O=Optional, N=N/A

** To be Developed

Data Characteristics: Up to 35 alpha/numeric characters

7.3.12 DDA-ADDRESS 2 - Directory Delivery Address 2

This field identifies the continuation of the DDA-ADDRESS field for delivery of directories.

Usage:

	ACTIVITY TYPE (ACCOUNT LEVEL)									
REQTYP	A	C	D	M	T	R	V	SS	RS	W
A	N	N	P	P	N	N	N	N	N	N
B	N	N	N	N	N	N	O	N	N	N
C	N	O	P	N	N	N	O	N	N	N
D**	N	N	P	N	N	N	N	N	N	N

- continued -

- continued -

E	O	O	P	P	O	N	O	P	P	P
F	O	O	P	N	N	N	O	P	P	N
J	O	N	P	N	N	O	N	N	N	N
M	O	O	P	P	O	N	O	P	P	N

LEGEND: C=Conditional, P=Prohibited, R=Required, O=Optional, N=N/A

** To be Developed

Data Characteristics: 35 alpha/numeric characters**7.3.13 DDA-CITY - Directory Delivery City**

This field identifies the city for delivery of directories.

Usage:

REQTYP	ACTIVITY TYPE (ACCOUNT LEVEL)									
	A	C	D	M	T	R	V	SS	RS	W
A	N	N	P	P	N	N	N	N	N	N
B	N	N	N	N	N	N	O	N	N	N
C	N	O	P	N	N	N	O	N	N	N
D**	N	N	P	N	N	N	N	N	N	N
E	O	O	P	P	O	N	O	P	P	P
F	O	O	P	N	N	N	O	P	P	N
J	O	N	P	N	N	O	N	N	N	N
M	O	O	P	P	O	N	O	P	P	N

LEGEND: C=Conditional, P=Prohibited, R=Required, O=Optional, N=N/A

** To be Developed.

Data Characteristics: Up to 30 alpha/numeric characters**7.3.14 DDA-STATE - Directory Delivery State**

This field identifies the state for delivery of directories.

Usage:

	ACTIVITY TYPE (ACCOUNT LEVEL)									
REQTYP	A	C	D	M	T	R	V	SS	RS	W
A	N	N	P	P	N	N	N	N	N	N
B	N	N	N	N	N	N	O	N	N	N
C	N	O	P	N	N	N	O	N	N	N
D**	N	N	P	N	N	N	N	N	N	N
E	O	O	P	P	O	N	O	P	P	P
F	O	O	P	N	N	N	O	P	P	N
J	O	N	P	N	N	O	N	N	N	N
M	O	O	P	P	O	N	O	P	P	N

LEGEND: C=Conditional, P=Prohibited, R=Required, O=Optional, N=N/A

** To be Developed

Data Characteristics: 2 alpha characters

7.3.15 DDA-ZIP CODE - Directory Delivery Zip Code

This field identifies the zip code for the delivery of directories.

Usage:

	ACTIVITY TYPE (ACCOUNT LEVEL)									
REQTYP	A	C	D	M	T	R	V	SS	RS	W
A	N	N	P	P	N	N	N	N	N	N
B	N	N	N	N	N	N	O	N	N	N
C	N	O	P	N	N	N	O	N	N	N
D**	N	N	P	N	N	N	N	N	N	N
E	O	O	P	P	O	N	O	P	P	P
F	O	O	P	N	N	N	O	P	P	N

- continued -

- continued -

J	O	N	P	N	N	O	N	N	N	N
M	O	O	P	P	O	N	O	P	P	N

LEGEND: C=Conditional, P=Prohibited, R=Required, O=Optional, N=N/A

** To be Developed

Data Characteristics: Up to 9 alpha/numeric characters**7.3.16 SIC CODE**

This field identifies the SIC code for the end user business type.

Usage:

REQTYP	ACTIVITY TYPE (ACCOUNT LEVEL)									
	A	C	D	M	T	R	V	SS	RS	W
A	N	N	N	N	N	N	N	N	N	N
B	N	N	N	N	N	N	C	N	N	C*
C	N	C	N	N	N	N	C	N	N	C*
D**	N	N	O	N	N	N	N	N	N	N
E	C	C	N	P	C	N	C	P	P	P
F	C	C	N	N	N	N	C	P	P	N
J	C	N	N	N	N	O	N	N	N	N
M	C	C	N	O	C	N	C	P	P	N

LEGEND: C=Conditional, P=Prohibited, R=Required, O=Optional, N=N/A

* NPT must = D (LNP), otherwise prohibited

** To be Developed

Note 1: Required if YPH is populated *and* the Listed Code Name is "LN".

Note 2: Prohibited on all requests for residence service.

Note 3: One SIC heading code allowed per LSR request.

Note 4: Required when the 1st character of TOS field is 1 or 3.

Data Characteristics: 4 numeric characters

7.3.17 DIRDATE-CC - Advance Directory Listing Date Century Code (EDI Only)

Indicates that the end user's listing needs to be posted to the directory in advance of the directory closing date.

Usage:

	ACTIVITY TYPE (ACCOUNT LEVEL)									
REQTYP	A	C	D	M	T	R	V	SS	RS	W
A	N	N	N	N	N	N	N	N	N	N
B	N	N	N	N	N	N	O	N	N	N
C	N	O	P	N	N	N	O	N	N	N
D**	N	N	P	N	N	N	N	N	N	N
E	O	O	P	P	O	N	O	P	P	P
F	O	O	P	N	N	N	O	P	P	N
J	O	N	P	N	N	O	N	N	N	N
M	O	O	P	P	O	N	O	P	P	N

LEGEND: C=Conditional, P=Prohibited, R=Required, O=Optional, N=N/A

** To be Developed.

Note 1: Must be current or future century.

Note 2: Required when DIRDATE is populated.

Valid Entries:Metric Format

TWO DIGIT YEAR	00 - 99
----------------	---------

Data Characteristics: 2 numeric characters

Example:

00

7.3.18 DIRDATE - Advance Directory Listing Closing Date

Indicates that the end user's listing needs to be posted to the directory in advance of the directory closing date.

Usage:

	ACTIVITY TYPE (ACCOUNT LEVEL)									
REQTYP	A	C	D	M	T	R	V	SS	RS	W
A	N	N	N	N	N	N	N	N	N	N
B	N	N	N	N	N	N	O	N	N	N
C	N	O	P	N	N	N	O	N	N	N
D**	N	N	P	N	N	N	N	N	N	N
E	O	O	N	N	O	N	O	N	N	P
F	O	O	P	N	N	N	O	P	P	N
J	O	N	P	N	N	O	N	N	N	N
M	O	O	P	P	O	N	O	P	P	N

LEGEND: C=Conditional, P=Prohibited, R=Required, O=Optional, N=N/A

** To be Developed.

Note: Must be valid date.

Valid Entries: Metric Format

TWO DIGIT CENTURY (TAG Only)	00 - 99
TWO DIGIT YEAR	00 - 99
TWO DIGIT MONTH	01 - 12
TWO DIGIT DAY	01 - 31

Data Characteristics:

- 6 numeric characters for EDI
- 8 numeric characters for TAG

7.3.19 LNA - Line Activity

Usage:

	ACTIVITY TYPE(LINE LEVEL)								
REQTYP	A	C	D	R	V	W	Y	L	P9
J	R	N	R	R	N	N	N	N	N

LEGEND: C=Conditional, P=Prohibited, R=Required, O=Optional, N=N/A

Valid Entries:

ENTRY	DESCRIPTION
A	ADD
D	DISCONNECT

Data Characteristics: 1 alpha character

7.3.20 TN - Telephone Number

Usage:

	ACTIVITY TYPE (LINE LEVEL)								
REQTYP	A	C	D	R	V	W	Y	L	P9
J	R	N	R	R	N	N	N	N	N

LEGEND: C=Conditional, P=Prohibited, R=Required, O=Optional, N=N/A

Data Characteristics: 10 numeric characters

8. NP - Number Portability

8.1 Introduction

This guide describes the Number Portability (NP) entries. The NP information is always transmitted in conjunction with LSR, End User and Directory information.

This document provides current definitions used by BellSouth Telecommunications in providing service.

8.2 NP - Number Portability Description

All NP information required for ordering this service is provided for in the fields contained within the NP, LSR, EU and Directory forms. The Service Details section provides entries for the specifications of ordering options.

Local Exchange Ordering (LEO) guidelines incorporate the following requirements for the population of fields.

- **Conditional (C)** is defined as the *field is dependent upon the relationship to another entry as specified in the usage statement and is dependent upon the presence, absence or combination of other data entries.*
- **Optional (O)** is defined as the field *may or may not* be populated.
- **Prohibited (P)** is defined as the field *may never* be populated.
- **Required (R)** is defined as the field *MUST* be populated.
- **Not Applicable (N)** is defined as the *field that will not be used* if populated.
- Alpha/numeric field is designed to describe the type of valid entries. If a numeric field is prohibited it should be left blank.

8.2.1 Field Arrangement

The fields in the NP Section are arranged as follows:

- REFNUM
- TN
- TNP
- CFTN
- INPT/NPT
- RTI
- INPTG
- TBE

- TC OPT
- TCTO-PRIMARY
- TCTO-SECONDARY
- TC NAME-PRIMARY
- TC NAME-SECONDARY
- TC PER-CC
- TC PER-DATE
- CKR
- LNA
- LRN
- TDT

8.3 NP - Number Portability Entries

8.3.1 REFNUM - Reference Number

This field uniquely identifies of one or more activities (e.g., lines, trunks, listings, hunting arrangements).

Usage:

	ACTIVITY TYPE (ACCOUNT LEVEL)									
REQTYP	A	C	D	M	T	R	V	SS	RS	W
C	N	R	R***	N	N	N	R	N	N	R*

LEGEND: C=Conditional, P=Prohibited, R=Required, O=Optional, N=N/A

* NPT must = D (LNP), otherwise prohibited

*** NPT must = A, B, C; prohibited for NPT=D (LNP)

Note 1: The REFNUM is customer assigned.

Note 2: The values must be ascending and must be unique throughout the request at the TN level.

Note 3: REFNUM reflects the number of activities regardless of the number of features.

- (ie: 2 lines yeild REFNUM = 0001 and REFNUM = 0002)
- (ie: 3 trunks yield REFNUM=0001, REFNUM 0002, and REFNUM 0003)

Data Characteristics: 4 numeric characters

8.3.2 TN - Telephone Number

This field identifies the telephone number to be retained or ported.

Usage:

	ACTIVITY TYPE (ACCOUNT LEVEL)									
REQTYP	A	C	D	M	T	R	V	SS	RS	W
C	N	R	R***	N	N	N	R	N	N	R*

LEGEND: C=Conditional, P=Prohibited, R=Required, O=Optional, N=N/A

* NPT must = D (LNP), otherwise prohibited

*** NPT must = A, B, C; prohibited for NPT=D (LNP)

Data Characteristics: 10 numeric characters

8.3.3 TNP - Total Number of Paths

This field identifies the total number of talk paths, including the initial path, associated with the ported number.

Usage:

	ACTIVITY TYPE (ACCOUNT LEVEL)									
REQTYP	A	C	D	M	T	R	V	SS	RS	W
C	N	C	O***	N	N	N	C	N	N	C*

LEGEND: C=Conditional, P=Prohibited, R=Required, O=Optional, N=N/A

* NPT must = D (LNP), otherwise prohibited.

*** NPT must = A, B, C; prohibited for NPT=D (LNP)

Note 1: Required when the LNA field = C or V and INPT/NPT field = B.

Note 2: When TNP is required & field is left blank TNP will default to one (001).

Data Characteristics: Up to 3 numeric characters

8.3.4 CFTN - Call Forward To Number

This field identifies the telephone number to which calls will be directed.

Usage:

	ACTIVITY TYPE (ACCOUNT LEVEL)									
REQTYP	A	C	D	M	T	R	V	SS	RS	W
C	N	C	C***	N	N	N	C	N	N	C*

LEGEND: C=Conditional, P=Prohibited, R=Required, O=Optional, N=N/A

* NPT must = D (LNP), otherwise prohibited

*** NPT must = A, B, C; prohibited for NPT=D (LNP)

Note: Required when the LNA field = C or V and INPT/NPT field = B.

Data Characteristics: 10 numeric characters

8.3.5 INPT/NPT - (Interim) Number Portability Type

Indicates the type of (interim) number portability for this request.

Usage:

	ACTIVITY TYPE (ACCOUNT LEVEL)									
REQTYP	A	C	D	M	T	R	V	SS	RS	W
C	N	C	C***	N	N	N	C	N	N	C*

LEGEND: C=Conditional, P=Prohibited, R=Required, O=Optional, N=N/A

* NPT must = D (LNP), otherwise prohibited

*** NPT must = A, B, C; prohibited for NPT=D (LNP)

Note 1: Required when the LNA field = C, D, or V and the REQTYP = B or C.

Note 2: If a change in INPT/NPT is being made, the original PON must be canceled and a new PON sent with the new INPT/NPT.

Valid Entries:

Issue 7V, April 30, 2001

- **A** = DID (Direct Inward Dial Trunk)
- **B** = RCF (Remote Call Forwarding)
- **C** = RTI (Route Index)
- **D** = LNP (Local Routing Number)

Data Characteristics: 1 alpha character**8.3.6 RTI - Route Index**

This field identifies the routing index to be used by the provider's switching equipment to forward/port the provider's telephone number to the customer's non-RCF trunk group.

Usage:

	ACTIVITY TYPE (ACCOUNT LEVEL)									
REQTYP	A	C	D	M	T	R	V	SS	RS	W
C	N	C	O***	N	N	N	C	N	N	C*

LEGEND: C=Conditional, P=Prohibited, R=Required, O=Optional, N=N/A

* NPT must = D (LNP), otherwise prohibited

*** NPT must = A, B, C; prohibited for NPT=D (LNP)

Note: Required when the INPT/NPT field = A or C and the LNA field = C or V.

Data Characteristics: Up to 6 alpha/numeric characters**8.3.7 INPTG - (Interim) Number Portability Trunk Group**

This field identifies the two six code (TSC) of a dedicated trunk group, from the porting switch to the customer's point of interface (POI), used to complete INP calls.

Usage:

	ACTIVITY TYPE (ACCOUNT LEVEL)									
REQTYP	A	C	D	M	T	R	V	SS	RS	W
C	N	C	O***	N	N	N	C	N	N	C*

LEGEND: C=Conditional, P=Prohibited, R=Required, O=Optional, N=N/A

* NPT must = D (LNP), otherwise prohibited

***NPT must = A, B, C; prohibited for NPT=D (LNP)

Note: Required when the INPT/NPT field = A or C and the LNA field = C or V.

Data Characteristics: Up to 8 alpha/numeric characters

8.3.8 TBE - Toll Billing Exception

This field identifies a request for installation/removal of toll billing exception on a telephone number.

Usage:

	ACTIVITY TYPE (ACCOUNT LEVEL)									
REQTYP	A	C	D	M	T	R	V	SS	RS	W
C	N	O	P	N	N	N	O	N	N	N

LEGEND: C=Conditional, P=Prohibited, R=Required, O=Optional, N=N/A

Note: TBE field is *not applicable* when the INPT/NPT = D.

Valid Entries:

A	DENY COLLECT AND THIRD
B	DENY THIRD NUMBER
C	DENY COLLECT CALL
R	REMOVE ALL SCREENING
S	SAME NO CHANGE

Data Characteristics: 1 alpha character

8.3.9 TC OPT - Transfer of Calls Options

This field identifies the type of transfer of call option the end user has requested when different from the announcement that would automatically be provided.

Usage:

	ACTIVITY TYPE (ACCOUNT LEVEL)									
REQTYP	A	C	D	M	T	R	V	SS	RS	W
C	N	N	O***	N	N	N	N	N	N	N

LEGEND: C=Conditional, P=Prohibited, R=Required, O=Optional, N=N/A

*** NPT must = A, B, C; prohibited for NPT=D (LNP)

Note 1: An entry in this field indicates a request for a non-standard announcement.

Note 2: If the standard announcement is desired, this field is prohibited.

Valid Entries:

Code	Description
03	Disconnected
05	Changed to Non-Published Number
21	Changed to new Published Number
26	Emergency Agency Changed to 911
31	Disconnected with reference calls
51	Temporary Disconnect at the Customer's Request
81	Changed to More Than One New Number with Split Reference of Calls

Data Characteristics: 2 numeric characters

8.3.10 TCTO-PRIMARY - Transfer of Calls To Primary Number

This field identifies the telephone number to which calls are to be referred.

Usage:

	ACTIVITY TYPE (ACCOUNT LEVEL)									
REQTYP	A	C	D	M	T	R	V	SS	RS	W
C	N	C	C***	N	N	N	N	N	N	N

LEGEND: C=Conditional, P=Prohibited, R=Required, O=Optional, N=N/A

*** NPT must = A, B, C; prohibited for NPT=D (LNP)

Note 1: Required when TC OPT = 21, 31, or 81.

Note 2: Associated with TC NAME PRIMARY when TC OPT field = 81.

Data Characteristics: 10 numeric characters

8.3.11 TCTO-SECONDARY - Transfer of Calls To Secondary Number

This field identifies the telephone number associated with TC-NAME -SECONDARY to which calls are to be referred when TC OPT is 81.

Usage:

	ACTIVITY TYPE (ACCOUNT LEVEL)									
REQTYP	A	C	D	M	T	R	V	SS	RS	W
C	N	C	C***	N	N	N	N	N	N	N

LEGEND: C=Conditional, P=Prohibited, R=Required, O=Optional, N=N/A

*** NPT must = A, B, C; prohibited for NPT=D (LNP)

Note: Required if the TC OPT field = 81.

Data Characteristics: 10 numeric characters

8.3.12 TC NAME-PRIMARY - Transfer of Calls To Primary Name

This field identifies the name associated with TC TO-PRIMARY to which calls are to be referred when TC OPT is 81.

Usage:

	ACTIVITY TYPE (ACCOUNT LEVEL)									
REQTYP	A	C	D	M	T	R	V	SS	RS	W
C	N	C	C***	N	N	N	N	N	N	N

LEGEND: C=Conditional, P=Prohibited, R=Required, O=Optional, N=N/A

*** NPT must = A, B, C; prohibited for NPT=D (LNP)

Note: Required if the TC OPT field = 81.

Issue 7V, April 30, 2001

Data Characteristics: Up to 35 alpha characters**8.3.13 TC NAME-SECONDARY - Transfer of Calls To Secondary Name**

This field identifies the name associated with TC TO-SECONDARY to which calls are to be referred when TC OPT is 81.

Usage:

	ACTIVITY TYPE (ACCOUNT LEVEL)									
REQTYP	A	C	D	M	T	R	V	SS	RS	W
C	N	C	C***	N	N	N	N	N	N	N

LEGEND: C=Conditional, P=Prohibited, R=Required, O=Optional, N=N/A

*** NPT must = A, B, C; prohibited for NPT=D (LNP)

Note: Required if TC OPT is 81.

Data Characteristics: Up to 35 alpha characters**8.3.14 TC PER-CC - Transfer of Calls Period Century Code (EDI Only)**

This field identifies the century associated with TC PER-DATE that the transfer of calls specified in the TCTO-PRIMARY field is to be removed when different from the normal interval.

Usage:

	ACTIVITY TYPE (ACCOUNT LEVEL)									
REQTYP	A	C	D	M	T	R	V	SS	RS	W
C	N	N	O***	N	N	N	N	N	N	N

LEGEND: C=Conditional, P=Prohibited, R=Required, O=Optional, N=N/A

*** NPT must = A, B, C; prohibited for NPT=D (LNP)

Note: Must be current or future century.

Valid Entries:Metric Format

Two Digit Century	00 - 99
-------------------	---------

Data Characteristics: 2 numeric characters

8.3.15 TC PER-DATE - Transfer of Calls Period Date

This field identifies the requested date associated with the TC PER-CC that the transfer of calls specified in TC TO-PRIMARY is to be removed when different from the normal interval.

Usage:

	ACTIVITY TYPE (ACCOUNT LEVEL)									
REQTYP	A	C	D	M	T	R	V	SS	RS	W
C	N	N	O***	N	N	N	N	N	N	N

LEGEND: C=Conditional, P=Prohibited, R=Required, O=Optional, N=N/A

*** NPT must = A, B, C; prohibited for NPT=D (LNP)

Note: Must be valid date.

Valid Entries: Metric Format

TWO DIGIT CENTURY (TAG Only)	00 - 99
TWO DIGIT YEAR	00 - 99
TWO DIGIT MONTH	01 - 12
TWO DIGIT DAY	01 - 31

Data Characteristics:

- 6 numeric characters for EDI
- 8 numeric characters for TAG

8.3.16 CKR-Customer Circuit Reference

This field identifies the circuit number assigned by the customer.

	ACTIVITY TYPE (ACCOUNT LEVEL)									
REQTYP	A	C	D	M	T	R	V	SS	RS	W
C	N	O	O***	N	N	N	O	N	N	O*

LEGEND: C=Conditional, P=Prohibited, R=Required, O=Optional, N=N/A

Issue 7V, April 30, 2001

* NPT must = D (LNP), otherwise prohibited

*** NPT must = A, B, C; prohibited for NPT=D (LNP)

Note: CKR is used by the customer as a cross reference to the provider circuit ID and in many cases to identify the customer's end-to-end service.

Data Characteristics: Up to 36 alpha/numeric characters.**8.3.17 LNA- Line Activity****Usage:**

	ACTIVITY TYPE (ACCOUNT LEVEL)									
REQTYP	A	C	D	M	T	R	V	SS	RS	W
C	N	R	R***	N	N	N	R	N	N	R*

LEGEND: C=Conditional, P=Prohibited, R=Required, O=Optional, N=N/A

* NPT must = D (LNP), otherwise prohibited

*** NPT must = A, B, C; prohibited for NPT=D (LNP)

Note 1: LNA *must* be 'V' when AN, ATN, EAN, or EATN are populated (NPT = A, B, C).

Note 2: If NPT=D and ACT=W then LNA may not =W.

Note 3: LNA may be 'V' or 'W' when AN, ATN, EAN, or EATN are populated (NPT=D).

Valid Entries:

- C = Change
- D = Disconnect
- R = Record activity only
- V = Conversion of service to new LSP "as specified".
- W = Conversion as-is (LNP only)

Data Characteristics: 1 alpha character

8.3.18 LRN-Location Routing Number

Identifies a number used to uniquely identify a switch that has ported numbers and is used to route a call to the switch that owns the NPA-NXX portion of the LRN.

This field is **NOT APPLICABLE** for BellSouth.

8.3.19 TDT-Ten Digit Trigger

Indicates the request for the activation of a ten digit trigger for local routing number portability.

This field is **NOT APPLICABLE** for BellSouth.

9. Loop w/NP - Loop Service with Number Portability

9.1 Introduction

This guide describes Loop Service with Number Portability (Loop w/NP) entries. The Loop w/NP information is always transmitted in conjunction with LSR, End User and Directory information as needed.

This document provides current definitions used by BellSouth Telecommunications in providing service.

9.2 Loop w/NP - Loop with Number Portability Description

All Loop w/NP information required for ordering this service is provided for in the fields contained within the Loop w/NP, LSR, EU and Directory forms.

Local Exchange Ordering (LEO) guidelines incorporate the following requirements for the population of fields.

- **Conditional (C)** is defined as the *field is dependent upon the relationship to another entry as specified in the usage statement and is dependent upon the presence, absence or combination of other data entries.*
- **Optional (O)** is defined as the field *may or may not* be populated.
- **Prohibited (P)** is defined as the field *may never* be populated.
- **Required (R)** is defined as the field *MUST* be populated.
- **Not Applicable (N)** is defined as the *field that will not be used* if populated.
- Alpha/numeric field is designed to describe the type of valid entries. If a numeric field is prohibited it should be left blank.

The usage strips contained in this document for Loop w/NP indicates usage requirements based on the valid entries for the Activity (ACT) field on the LSR populated for the Loop w/NP requested.

For valid Date entries refer to the LSR General Section for details.

9.2.1 Field Arrangement

The fields in the Loop w/ NP Section are arranged as follows:

- REFNUM
- CKR
- ECCKT
- CFA

- SYSTEM ID
- CABLE ID
- SHELF
- SLOT
- RELAY RACK
- CHAN/PAIR
- TN
- TNP
- CFTN
- INPT/NPT
- RTI
- INPTG
- TBE
- TC OPT
- TCTO-PRIMARY
- TCTO-SECONDARY
- TC NAME-PRIMARY
- TC NAME-SECONDARY
- TC PER DATE-CC
- TC PER-DATE
- LNA
- LRN
- TDT

9.3 Loop w/NP - Loop with Number Portability Entries

9.3.1 REFNUM - Reference Number

This field identifies one or more activities (e.g., lines, trunks, listings, hunting arrangements, etc.).

Usage:

	ACTIVITY TYPE (ACCOUNT LEVEL)									
REQTYP	A	C	D	M	T	R	V	SS	RS	W
B	N	N	N	N	N	N	R	N	N	R*

LEGEND: C=Conditional, P=Prohibited, R=Required, O=Optional, N=N/A

Note 1: The REFNUM is customer assigned.

Note 2: The values must be ascending and must be unique throughout the current request at the TN level.

Note 3: REFNUM reflects the number of activities regardless of the number of features.

- (ie: 2 lines yeild REFNUM = 0001 and REFNUM = 0002)
- (ie: 3 trunks yield REFNUM=0001, REFNUM 0002, and REFNUM 0003)

Data Characteristics: 4 numeric characters

9.3.2 CKR - Customer Circuit Reference

This field identifies the circuit number assigned by the customer.

Usage:

	ACTIVITY TYPE (ACCOUNT LEVEL)									
REQTYP	A	C	D	M	T	R	V	SS	RS	W
B	N	N	N	N	N	N	O	N	N	O*

LEGEND: C=Conditional, P=Prohibited, R=Required, O=Optional, N=N/A

* NPT must = D (LNP), otherwise prohibited

Note: CKR is used by the customer as a cross reference to the provider circuit ID and in many cases to identify the customer's end-to-end service.

Data Characteristics: Up to 36 alpha/numeric characters

9.3.3 ECCKT - Exchange Company Circuit ID

This field identifies a provider's circuit identification.

Usage:

	ACTIVITY TYPE (ACCOUNT LEVEL)									
REQTYP	A	C	D	M	T	R	V	SS	RS	W
B	N	N	N	N	N	N	N	N	N	N

LEGEND: C=Conditional, P=Prohibited, R=Required, O=Optional, N=N/A

Note 1: The format of the field is defined by the provider.

Note 2: All components within the ID **must** be delimited by periods (.).

Note 3: The layout of the field may be defined by the COMMON LANGUAGE standards

Note 4: When a component of CLT, CLS and CLF is purposely omitted, the component should still be delimited and compressed to eliminate any spaces.

Note 5: If all positions in a component of CLT, CLS and CLF are not populated, the component should be compressed to eliminate any spaces.

Valid Entries:

TELEPHONE NUMBER FORMAT:

Prefix.Service Code.and modifier. NPA.NXX.XXXX.Terminal Number (if applicable). This format may be up to 30 characters in length.

Example: A2.SBFS.201.981.3500.800.123.4567

SERIAL NUMBER FORMAT:

Prefix.Service Code and Modifier.Serial Number.Suffix code.AP code.segment name (if applicable). This format may be up to 27 characters in length.

Example: A2.LBFS.032719.001.NY

FACILITY ID FORMAT:

Facility Designation.Facility Type.office A location.office Z location. This format may be up to 36 characters in length.

Example: 101.T1.NYCMNY50.NYCMNY54W01

Data Characteristics: Up to 36 alpha/numeric characters

9.3.4 CFA - Connecting Facility Assignment

This field identifies the provider carrier system and channel to be used. The Facility Identification consists of the following elements:

Usage:

	ACTIVITY TYPE (ACCOUNT LEVEL)									
REQTYP	A	C	D	M	T	R	V	SS	RS	W
B	N	N	N	N	N	N	C	N	N	C*

LEGEND: C=Conditional, P=Prohibited, R=Required, O=Optional, N=N/A

Note 1: The range of assignments should be provided on the DLR during the provisioning of the service. The customer specifies the particular carrier system and channel or channels to be utilized.

Note 2: All element entries of the Connecting Facility Assignment are left justified with no trailing spaces.

Note 3: This field is populated when Hi-Cap facilities are utilized and the customer has assigned control.

Note 4: Required when customer is served from a Foreign Serving Wire Center.

Note 5: Required when Cable ID and Chan PR are not populated.

Valid Entries:

The Facility Identification consists of the following elements.

- The Facility Designation which uniquely identifies a particular facility type between two terminal locations (variable length, 1 - 5 characters).

Note: If Facility Designation is not 5 characters, use 'space bar on keyboard' to fill character length limit.

- The Facility Type which is usually identified through the use of a code set found in the Bellcore Practice BR 795-450-100 (variable length, 1 - 6 characters)

Note: If Facility Type is not 6 characters, use 'space bar on keyboard' to fill character length limit.

- The Channel/Pair number of the facility that is being used to provide the service (variable length, 1 - 5 characters)

Note: If FacilityChannel/Pair is not 5 characters, use 'space bar on keyboard' to fill character length limit.

- The "A" Location, which is the location of the facility termination that has the lower alpha/numeric CLLI code.

Note: No unique 'spacing' necessary.

- The "Z" Location, which is the location of the facility termination that has the higher alpha/numeric CLLI code.

Note: No unique 'spacing' necessary.

- Spaces () are used as delimiters to separate the different elements of the CFA.

Data Characteristics: Up to 42 alpha/numeric characters

Example:

5014 T1ZF 1 ORLDFLMAK99 ORLDFLMAWAG

9.3.5 SYSTEM ID - System Identification

This field identifies the customer's system to be used in a collocation arrangement.

Usage:

	ACTIVITY TYPE (ACCOUNT LEVEL)									
REQTYP	A	C	D	M	T	R	V	SS	RS	W
B	N	N	N	N	N	N	O	N	N	O*

LEGEND: C=Conditional, P=Prohibited, R=Required, O=Optional, N=N/A

* NPT must = D (LNP), otherwise prohibited

Note: This field is populated when the customer has assignment control in a collocation arrangement.

Data Characteristics: Up to 5 alpha/numeric characters

9.3.6 CABLE ID - Cable Identification

This field identifies the provider's central office cable to be connected to the customer's collocated equipment.

Usage:

	ACTIVITY TYPE (ACCOUNT LEVEL)									
REQTYP	A	C	D	M	T	R	V	SS	RS	W
B	N	N	N	N	N	N	C	N	N	C*

LEGEND: C=Conditional, P=Prohibited, R=Required, O=Optional, N=N/A

* NPT must = D (LNP), otherwise prohibited

Note 1: This field is populated when the customer has assignment control in a collocation arrangement.

Note 2: Required when Chan PR is populated.

Data Characteristics: Up to 5 alpha/numeric characters

9.3.7 SHELF - Shelf

This field identifies the number assigned to the customer's shelf to be used in a collocation arrangement.

Usage:

	ACTIVITY TYPE (ACCOUNT LEVEL)									
REQTYP	A	C	D	M	T	R	V	SS	RS	W
B	N	N	N	N	N	N	O	N	N	O*

LEGEND: C=Conditional, P=Prohibited, R=Required, O=Optional, N=N/A

* NPT must = D (LNP), otherwise prohibited

Note: This field is populated when the customer has assignment control in a collocation arrangement.

Data Characteristics: Up to 6 alpha/numeric characters

9.3.8 SLOT - Slot

This field identifies the customer's specific connection slot to be used in a collocation arrangement.

Usage:

	ACTIVITY TYPE (ACCOUNT LEVEL)									
REQTYP	A	C	D	M	T	R	V	SS	RS	W
B	N	N	N	N	N	N	O	N	N	O*

LEGEND: C=Conditional, P=Prohibited, R=Required, O=Optional, N=N/A

* NPT must = D (LNP), otherwise prohibited

Note: This field is populated when the customer has assignment control in a collocation arrangement.

Data Characteristics: Up to 6 alpha/numeric characters

9.3.9 RELAY RACK - Relay Rack

This field is a code which identifies the customer's bay/cabinet in a collocation arrangement, and may also include the floor and aisle where the specific piece of equipment is located.

Usage:

	ACTIVITY TYPE (ACCOUNT LEVEL)									
REQTYP	A	C	D	M	T	R	V	SS	RS	W
B	N	N	N	N	N	N	O	N	N	O*

LEGEND: C=Conditional, P=Prohibited, R=Required, O=Optional, N=N/A

* NPT must = D (LNP), otherwise prohibited

Note: This field is populated when the customer has assignment control in a collocation arrangement.

Data Characteristics: Up to 10 alpha/numeric characters

9.3.10 CHAN/PAIR - Channel/Pair

This field identifies the specific channel or pair within the provider's cable to be used for connection in a collocation arrangement.

Usage:

	ACTIVITY TYPE (ACCOUNT LEVEL)									
REQTYP	A	C	D	M	T	R	V	SS	RS	W
B	N	N	N	N	N	N	C	N	N	C*

LEGEND: C=Conditional, P=Prohibited, R=Required, O=Optional, N=N/A

* NPT must = D (LNP), otherwise prohibited

Note 1: This field is populated when the customer has assignment control in a collocation arrangement.

Note 2: Required when Cable ID is populated.

Data Characteristics: Up to 5 alpha/numeric characters

9.3.11 TN - Telephone Number

This field identifies the telephone number to be retained.

Usage:

	ACTIVITY TYPE (ACCOUNT LEVEL)									
REQTYP	A	C	D	M	T	R	V	SS	RS	W
B	N	N	N	N	N	N	R	N	N	R*

LEGEND: C=Conditional, P=Prohibited, R=Required, O=Optional, N=N/A

* NPT must = D (LNP), otherwise prohibited.

Data Characteristics: 10 numeric characters

9.3.12 TNP - Total Number of Paths

This field identifies the total number of talk paths, including the initial path, associated with the ported number.

Usage:

	ACTIVITY TYPE (ACCOUNT LEVEL)									
REQTYP	A	C	D	M	T	R	V	SS	RS	W
B	N	N	N	N	N	N	C	N	N	C*

LEGEND: C=Conditional, P=Prohibited, R=Required, O=Optional, N=N/A

* NPT must = D (LNP), otherwise prohibited

Note 1: When TNP is required and the field is blank the total number of talk paths requested will default to one (001).

Note 2: Required when the LNA field = C or V and the NPT field = B.

Data Characteristics: Up to 3 numeric characters

9.3.13 CFTN - Call Forward To Number

This field identifies the telephone number to which calls will be directed.

Usage:

	ACTIVITY TYPE (ACCOUNT LEVEL)									
REQTYP	A	C	D	M	T	R	V	SS	RS	W
B	N	N	N	N	N	N	C	N	N	C*

LEGEND: C=Conditional, P=Prohibited, R=Required, O=Optional, N=N/A

* NPT must = D (LNP), otherwise prohibited

Note: Required when the NPT field = B and the LNA field = C or V.

Data Characteristics: 10 numeric characters

9.3.14 INPT/NPT - (Interim) Number Portability Type

Indicates the type of (interim) number portability for this request.

Usage:

	ACTIVITY TYPE (ACCOUNT LEVEL)									
REQTYP	A	C	D	M	T	R	V	SS	RS	W
B	N	N	N	N	N	N	C	N	N	C*

LEGEND: C=Conditional, P=Prohibited, R=Required, O=Optional, N=N/A

* NPT must = D (LNP), otherwise prohibited

Note 1: Required when the LNA field = C, D or V and the REQTYP = B or C.

Note 2: If a change in NPT is being made, the original PON must be canceled and a new PON sent with the new NPT.

Valid Entries:

A	DID
B	RCF
C	RTI
D	LNP

Data Characteristics: 1 alpha character

9.3.15 RTI - Route Index

This field identifies the routing index to be used by the provider's switching equipment to forward/port the provider's telephone number to the customer's non-RCF trunk group.

Usage:

	ACTIVITY TYPE (ACCOUNT LEVEL)									
REQTYP	A	C	D	M	T	R	V	SS	RS	W
B	N	N	N	N	N	N	C	N	N	C*

LEGEND: C=Conditional, P=Prohibited, R=Required, O=Optional, N=N/A

* NPT must = D (LNP), otherwise prohibited

Note: Required when the NPT field = A or C and the LNA field = C or V.

Data Characteristics: Up to 6 alpha/numeric

9.3.16 INPTG - (Interim) Number Portability Trunk Group

This field identifies the two six code (TSC) of a dedicated trunk group, from the porting switch to the customer's point of interface (POI), used to complete NP calls.

Usage:

	ACTIVITY TYPE (ACCOUNT LEVEL)									
REQTYP	A	C	D	M	T	R	V	SS	RS	W
B	N	N	N	N	N	N	C	N	N	C*

LEGEND: C=Conditional, P=Prohibited, R=Required, O=Optional, N=N/A

* NPT must = D (LNP), otherwise prohibited

Note: Required when the NPT field = A or C and the LNA field = C or V.

Data Characteristics: Up to 8 alpha/numeric characters

9.3.17 TBE - Toll Billing Exception

This field identifies a request for installation/removal of toll billing exception on a telephone number.

Usage:

	ACTIVITY TYPE (ACCOUNT LEVEL)									
REQTYP	A	C	D	M	T	R	V	SS	RS	W
B	N	N	N	N	N	N	O	N	N	N

LEGEND: C=Conditional, P=Prohibited, R=Required, O=Optional, N=N/A

Note: TBE field is *not applicable* when the NPT field = D.

Valid Entries:

A	Deny Collect and Third
B	Deny Third Number
C	Deny Collect Call
R	Remove All Screening
S	Same No Change

Data Characteristics: 1 alpha character

9.3.18 TC OPT - Transfer of Calls Options

This field identifies the type of transfer of call option the end user has requested when different from the announcement that would automatically be provided.

Usage:

	ACTIVITY TYPE (ACCOUNT LEVEL)									
REQTYP	A	C	D	M	T	R	V	SS	RS	W
B	N	N	N	N	N	N	P	N	N	N

LEGEND: C=Conditional, P=Prohibited, R=Required, O=Optional, N=N/A

Note 1: An entry in this field indicates a request for a non-standard announcement.

Note 2: If the standard announcements is desired, this field is prohibited.

Valid Entries:

Code	Description
03	Disconnected
05	Changed to Non-Published Number
21	Changed to new Published Number
26	Emergency Agency Changed to 911
31	Disconnected with reference calls
51	Temporary Disconnect at the Customer's Request
81	Changed to More Than One New Number with Split Reference of Calls

Data Characteristics: 2 numeric characters

9.3.19 TCTO-PRIMARY - Transfer of Calls To Primary Number

This field identifies the telephone number to which calls are to be referred.

Usage:

	ACTIVITY TYPE (ACCOUNT LEVEL)									
REQTYP	A	C	D	M	T	R	V	SS	RS	W
B	N	N	N	N	N	N	N	N	N	N

LEGEND: C=Conditional, P=Prohibited, R=Required, O=Optional, N=N/A

Data Characteristics: 10 numeric characters

9.3.20 TCTO-SECONDARY - Transfer of Calls To Secondary Number

This field identifies the telephone number associated with TC-SECONDARY-NAME to which calls are to be referred when TC OPT is 81.

Usage:

	ACTIVITY TYPE (ACCOUNT LEVEL)									
REQTYP	A	C	D	M	T	R	V	SS	RS	W
B	N	N	N	N	N	N	N	N	N	N

LEGEND: C=Conditional, P=Prohibited, R=Required, O=Optional, N=N/A

Data Characteristics: 10 numeric characters

9.3.21 TC NAME- PRIMARY - Transfer of Calls To Primary Name

This field identifies the name associated with TCTO-Primary to which calls are to be referred when TC OPT is 81.

Usage:

	ACTIVITY TYPE (ACCOUNT LEVEL)									
REQTYP	A	C	D	M	T	R	V	SS	RS	W
B	N	N	N	N	N	N	N	N	N	N

LEGEND: C=Conditional, P=Prohibited, R=Required, O=Optional, N=N/A

Data Characteristics: Up to 35 alpha/numeric characters

9.3.22 TC NAME-SECONDARY - Transfer of Calls To Secondary Name

This field identifies the name associated with TCTO-Secondary to which calls are to be referred when TC OPT is 81.

Usage:

	ACTIVITY TYPE (ACCOUNT LEVEL)									
REQTYP	A	C	D	M	T	R	V	SS	RS	W
B	N	N	N	N	N	N	N	N	N	N

LEGEND: C=Conditional, P=Prohibited, R=Required, O=Optional, N=N/A

Data Characteristics: Up to 35 alpha/numeric characters

9.3.23 TC PER DATE-CC - Transfer of Calls Period Century Code (EDI Only)

Indicates the century associated with TC PER-DATE that the transfer of calls specified in the TNCTO-1 field is to be removed when different from the normal interval.

Usage:

	ACTIVITY TYPE (ACCOUNT LEVEL)									
REQTYP	A	C	D	M	T	R	V	SS	RS	W
B	N	N	N	N	N	N	N	N	N	N

LEGEND: C=Conditional, P=Prohibited, R=Required, O=Optional, N=N/A

Valid Entries: Metric Format

TWO DIGIT YEAR	00 - 99
----------------	---------

Data Characteristics: 2 numeric characters

9.3.24 TC PER-DATE - Transfer of Calls Period Date

Indicates the requested date associated with the TC PER-CC that the transfer of calls specified in TCTO-Primary is to be removed when different from the normal interval.

Usage:

	ACTIVITY TYPE (ACCOUNT LEVEL)									
REQTYP	A	C	D	M	T	R	V	SS	RS	W
B	N	N	N	N	N	N	N	N	N	N

LEGEND: C=Conditional, P=Prohibited, R=Required, O=Optional, N=N/A

Valid Entries: Metric Format

TWO DIGIT CENTURY (TAG Only)	00 - 99
TWO DIGIT YEAR	00 - 99
TWO DIGIT MONTH	01 - 12
TWO DIGIT DAY	01 - 31

Data Characteristics:

- 6 numeric characters for EDI
- 8 numeric characters for TAG

9.3.25 LNA - Line Activity

	ACTIVITY TYPE (ACCOUNT LEVEL)									
REQTYP	A	C	D	M	T	R	V	SS	RS	W
B	N	N	N	N	N	N	R	N	N	R*

LEGEND: C=Conditional, P=Prohibited, R=Required, O=Optional, N=N/A

* NPT must = D (LNP), otherwise prohibited

Note 1: LNA *must* be 'V' when AN, ATN, EAN, or EATN are populated (NPT = A, B, or C).

Note 2: If NPT=D and ACT=W then LNA may not =W.

Note 3: LNA may be 'V' or 'W' when AN, ATN, EAN, or EATN are populated (NPT=D).

Valid Entries:

- **D** = Disconnect
- **R** = Record activity only
- **V** = Conversion of service to new LSP "as specified".
- **W** = Conversion as-is (LNP Only)

Data Characteristics: 1 alpha character

10. LS - Loop Service

10.1 Introduction

This guide describes Loop Service entries. The Loop information is always transmitted in conjunction with LSR, End User and Directory information, as needed.

This document provides current definitions used by BellSouth Telecommunications in providing service.

10.2 LS - Loop Service Description

All Loop information required for ordering this service is provided for in the fields contained within the Loop, LSR, EU and Directory forms. The Service Details section provides entries for the specifications of ordering options.

Local Exchange Ordering (LEO) guidelines incorporate the following requirements for the population of fields.

- **Conditional (C)** is defined as the *field is dependent upon the relationship to another entry as specified in the usage statement and is dependent upon the presence, absence or combination of other data entries.*
- **Optional (O)** is defined as the field *may or may not* be populated.
- **Prohibited (P)** is defined as the field *may never* be populated.
- **Required (R)** is defined as the field *MUST* be populated.
- **Not Applicable (N)** is defined as the *field that will not be used* if populated.
- Alpha/numeric field is designed to describe the type of valid entries. If a numeric field is prohibited it should be left blank.

The usage strips contained in this document for Loop Service indicates usage requirements based on the valid entries for the Activity (ACT) field on the LSR populated for the Loop Service requested.

For valid Date entries refer to the LSR General Section for details.

10.2.1 Field Arrangement

The fields in the LS Section are arranged as follows:

- REFNUM
- CKR
- ECCKT
- CFA

- SYSTEM ID
- CABLE ID
- SHELF
- SLOT
- RELAY RACK
- CHAN/PAIR
- OTN
- TER
- TC OPT
- TCTO-PRIMARY
- TCTO-SECONDARY
- TC NAME-PRIMARY
- TC NAME-SECONDARY
- TC PER-CC
- TC PER-DATE
- LNA
- TN

10.3 LS - Loop Service Entries

10.3.1 REFNUM - Reference Number

This field uniquely identifies one or more activities, (e.g., lines, trunks, listings, or hunting arrangements).

	ACTIVITY TYPE (ACCOUNT LEVEL)									
REQTYP	A	C	D	M	T	R	V	SS	RS	W
A	R	R	R	R	R	N	R	N	N	N

LEGEND: C=Conditional, P=Prohibited, R=Required, O=Optional, N=N/A

Note 1: The REFNUM is customer assigned

Note 2: The values must be ascending and must be unique throughout the request at the TN level.

Note 3: REFNUM reflects the number of activities regardless of the number of features.

- (ie: 2 lines yeild REFNUM = 0001 and REFNUM = 0002)
- (ie: 3 trunks yield REFNUM=0001, REFNUM 0002, and REFNUM 0003)

Issue 7V, April 30, 2001

Data Characteristics: 4 numeric characters**10.3.2 CKR - Customer Circuit Reference**

This field identifies the circuit number assigned by the customer.

Usage:

	ACTIVITY TYPE (ACCOUNT LEVEL)									
REQTYP	A	C	D	M	T	R	V	SS	RS	W
A	O	O	O	O	O	N	O	N	N	N

LEGEND: C=Conditional, P=Prohibited, R=Required, O=Optional, N=N/A

Note: CKR is used by the customer as a cross reference to the provider circuit ID and in many cases to identify the customer's end-to-end service.

Data Characteristics: Up to 36 alpha/numeric characters**10.3.3 ECCKT - Exchange Company Circuit ID**

This field identifies a provider's circuit identification.

Usage:

	ACTIVITY TYPE (ACCOUNT LEVEL)									
REQTYP	A	C	D	M	T	R	V	SS	RS	W
A	P	R	R	R	R	N	P	N	N	N

LEGEND: C=Conditional, P=Prohibited, R=Required, O=Optional, N=N/A

Note 1: The format of the field is defined by the provider.

Note 2: All components within the ID **must** be delimited by periods (.).

Note 3: The layout of the field is defined by the COMMON LANGUAGE standards.

Note 4: When a component of CLT, CLS and CLF is purposely omitted, the component should still be delimited and compressed to eliminate any spaces.

Note 5: If all positions in a component of CLT, CLS and CLF are not populated, the component should be compressed to eliminate any spaces.

TELEPHONE NUMBER FORMAT:

Prefix.Service Code.and modifier. NPA.NXX.XXXX.Terminal Number (if applicable). This format may be up to 30 characters in length.

Example: A2.SBFS.201.981.3500.800.123.4567

SERIAL NUMBER FORMAT:

Prefix.Service Code and Modifier.Serial Number.Suffix code.AP code.segment name (if applicable). This format may be up to 27 characters in length.

Example: A2.LBFS.032719.001.NY

FACILITY ID FORMAT:

Facility Designation.Facility Type.office A location.office Z location. This format may be up to 36 characters in length.

Example: 101.T1.NYCMNY50.NYCMNY54W01

Data Characteristics: Up to 36 alpha/numeric characters

10.3.4 CFA - Connecting Facility Assignment

This field identifies the provider carrier system and channel to be used.

Usage:

	ACTIVITY TYPE (ACCOUNT LEVEL)									
REQTYP	A	C	D	M	T	R	V	SS	RS	W
A	C	C	C	C	C	N	C	N	N	N

LEGEND: C=Conditional, P=Prohibited, R=Required, O=Optional, N=N/A

Note 1: The range of assignments should be provided on the DLR during the provisioning of the service. The customer specifies the particular carrier system and channel or channels to be utilized.

Note 2: All element entries of the Connecting Facility Assignment are left justified with no trailing spaces.

Note 3: This field is populated when utilizing Hi-Cap facilities and the customer has assignment control.

Note 4: Required when customer is served from a Foreign Serving Wire Center.

Note 5: Required when Cable ID and Chan/Pair are not populated.

Valid Entries:

The Facility Identification consists of the following elements.

- The Facility Designation which uniquely identifies a particular facility type between two terminal locations (variable length, 1 - 5 characters).

Note: If Facility Designation is not 5 characters, use 'space bar on keyboard 'to fill character length limit.

- The Facility Type which is usually identified through the use of a code set found in the Bellcore Practice BR 795-450-100 (variable length, 1 - 6 characters)

Note: If Facility Type is not 6 characters, use 'space bar on keyboard 'to fill character length limit.

- The Channel/Pair number of the facility that is being used to provide the service (variable length, 1 - 5 characters)

Note: If FacilityChannel/Pair is not 5 characters, use 'space bar on keyboard 'to fill character length limit.

- The "A" Location, which is the location of the facility termination that has the lower alpha/numeric CLLI code.

Note: No unique 'spacing' necessary.

- The "Z" Location, which is the location of the facility termination that has the higher alpha/numeric CLLI code.

Note: No unique 'spacing' necessary.

- Spaces () are used as delimiters to separate the different elements of the CFA.

Data Characteristics: Up to 42 alpha/numeric characters

Example:

5014 T1ZF 1 ORLDFLMAK99 ORLDFLMAWAG

10.3.5 SYSTEM ID - System Identification

This field identifies the customer's system to be used in a collocation arrangement.

Usage:

	ACTIVITY TYPE (ACCOUNT LEVEL)									
REQTYP	A	C	D	M	T	R	V	SS	RS	W
A	O	O	O	O	O	N	O	N	N	N

LEGEND: C=Conditional, P=Prohibited, R=Required, O=Optional, N=N/A

Note: This field is populated when the customer has assignment control in a collocation arrangement.

Data Characteristics: Up to 5 alpha/numeric characters

10.3.6 CABLE ID - Cable Identification

This field identifies the provider's central office cable to be connected to the customer's collocated equipment.

Usage:

	ACTIVITY TYPE (ACCOUNT LEVEL)									
REQTYP	A	C	D	M	T	R	V	SS	RS	W
A	C	C	C	C	C	N	C	N	N	N

LEGEND: C=Conditional, P=Prohibited, R=Required, O=Optional, N=N/A

Note 1: This field is populated when the customer has assignment control in a collocation arrangement.

Note 2: (REQTYP = A, NON-Designed Loops) Required for *at least* one REFNUM on the LSR.

Note 3: Required when Chan/Pair is populated.

Data Characteristics: Up to 5 alpha/numeric characters

10.3.7 SHELF - Shelf

This field identifies the number assigned to the customer's shelf to be used in a collocation arrangement.

Usage:

	ACTIVITY TYPE (ACCOUNT LEVEL)									
REQTYP	A	C	D	M	T	R	V	SS	RS	W
A	O	O	O	O	O	N	O	N	N	N

LEGEND: C=Conditional, P=Prohibited, R=Required, O=Optional, N=N/A

Note: This field is populated when the customer has assignment control in a collocation arrangement.

Data Characteristics: Up to 6 alpha/numeric characters

10.3.8 SLOT - Slot

This field identifies the customer's specific connection slot to be used in a collocation arrangement.

Usage:

	ACTIVITY TYPE (ACCOUNT LEVEL)									
REQTYP	A	C	D	M	T	R	V	SS	RS	W
A	O	O	O	O	O	N	O	N	N	N

LEGEND: C=Conditional, P=Prohibited, R=Required, O=Optional, N=N/A

Note: This field is populated when the customer has assignment control in a collocation arrangement.

Data Characteristics: Up to 6 alpha/numeric characters

10.3.9 RELAY RACK - Relay Rack

This field is a code which identifies the customer's bay/cabinet in a collocation arrangement, and may also include the floor and aisle where the specific piece of equipment is located.

Usage:

	ACTIVITY TYPE (ACCOUNT LEVEL)									
REQTYP	A	C	D	M	T	R	V	SS	RS	W
A	O	O	O	O	O	N	O	N	N	N

LEGEND: C=Conditional, P=Prohibited, R=Required, O=Optional, N=N/A

Note: This field is populated when the customer has assignment control in a collocation arrangement.

Data Characteristics: Up to 10 alpha/numeric characters

10.3.10 CHAN/PAIR - Channel/Pair

This field identifies the specific channel or pair within the provider's cable to be used for connection in a collocation arrangement.

Usage:

	ACTIVITY TYPE (ACCOUNT LEVEL)									
REQTYP	A	C	D	M	T	R	V	SS	RS	W
A	C	C	C	C	C	N	C	N	N	N

LEGEND: C=Conditional, P=Prohibited, R=Required, O=Optional, N=N/A

Note 1: This field is populated when the customer has assignment control in a collocation arrangement.

Note 2: (REQTYP = A, NON-Designed Loops) Required for *at least* one REFNUM on the LSR.

Note 3: Required when Cable ID is populated.

Data Characteristics: Up to 5 alpha/numeric characters

10.3.11 OTN - Telephone Number

This field identifies the end user telephone number to be disconnected.

Usage:

	ACTIVITY TYPE (ACCOUNT LEVEL)									
REQTYP	A	C	D	M	T	R	V	SS	RS	W
A	N	N	N	N	N	N	N	N	N	N

LEGEND: C=Conditional, P=Prohibited, R=Required, O=Optional, N=N/A

Note: An entry in this field requests the disconnection of the telephone number of the associated bundled service.

Data Characteristics: 10 numeric characters

Issue 7V, April 30, 2001

10.3.12 TER - Terminal Number

This field identifies a non-lead line in a multi-line hunt group to be disconnected.

Usage:

	ACTIVITY TYPE (ACCOUNT LEVEL)									
REQTYP	A	C	D	M	T	R	V	SS	RS	W
A	O	O	O	O	O	N	O	N	N	N

LEGEND: C=Conditional, P=Prohibited, R=Required, O=Optional, N=N/A

Note: This entry may represent the maintenance number assigned to a member of a multi-line hunt group.

Data Characteristics: 4 numeric characters

Example:

0001

0024

10.3.13 TC OPT - Transfer of Calls Options

This field identifies the type of transfer of call option the end user has requested when different from the announcement that would automatically be provided.

Usage:

	ACTIVITY TYPE (ACCOUNT LEVEL)									
REQTYP	A	C	D	M	T	R	V	SS	RS	W
A	P	P	P	P	P	N	P	N	N	N

LEGEND: C=Conditional, P=Prohibited, R=Required, O=Optional, N=N/A

Note 1: An entry in this field indicates the request for a non-standard announcement.

Note 2: If the standard announcement is desired, this field is prohibited.

Valid Entries:

Code	Description
03	Disconnected
05	Changed to Non-Published Number
21	Changed to new Published Number
26	Emergency Agency Changed to 911
31	Disconnected with reference calls
51	Temporary Disconnect at the Customer's Request
81	Changed to More Than One New Number with Split Reference of Calls

Data Characteristics: 2 numeric characters

10.3.14 TCTO-PRIMARY - Transfer of Calls To Primary Number

This field identifies the telephone number to which calls are to be referred.

Usage:

	ACTIVITY TYPE (ACCOUNT LEVEL)									
REQTYP	A	C	D	M	T	R	V	SS	RS	W
A	N	P	P	N	P	N	N	N	N	N

LEGEND: C=Conditional, P=Prohibited, R=Required, O=Optional, N=N/A

Note 1: Required when TC OPT field = 21, 31, or 81.

Note 2: Associated with TNC-PRIMARY-NAME when TC OPT = 81.

Data Characteristics: 10 numeric characters

10.3.15 TCTO-SECONDARY - Transfer of Calls To Secondary Number

This field identifies the telephone number associated with TNC-SECONDARY-NAME to which calls are to be referred when TC OPT is 81.

Usage:

	ACTIVITY TYPE (ACCOUNT LEVEL)									
REQTYP	A	C	D	M	T	R	V	SS	RS	W
A	N	P	P	N	P	N	N	N	N	N

LEGEND: C=Conditional, P=Prohibited, R=Required, O=Optional, N=N/A

Note: Required when TC OPT field = 81.

Data Characteristics: 10 numeric characters

10.3.16 TC NAME-PRIMARY - Transfer of Calls To Primary Name

This field identifies the name associated with TCTO-1 to which calls are to be referred when TC OPT is 81.

Usage:

	ACTIVITY TYPE (ACCOUNT LEVEL)									
REQTYP	A	C	D	M	T	R	V	SS	RS	W
A	N	P	P	N	P	N	N	N	N	N

LEGEND: C=Conditional, P=Prohibited, R=Required, O=Optional, N=N/A

Note: Required when TC OPT field = 81.

Data Characteristics: Up to 35 alpha/numeric characters

10.3.17 TC NAME-SECONDARY - Transfer of Calls To Secondary Name

This field identifies the name associated with TCTO-2 to which calls are to be referred when TC OPT is 81.

Usage:

	ACTIVITY TYPE (ACCOUNT LEVEL)									
REQTYP	A	C	D	M	T	R	V	SS	RS	W
A	N	P	P	N	P	N	N	N	N	N

LEGEND: C=Conditional, P=Prohibited, R=Required, O=Optional, N=N/A

Note: Required when TC OPT field = 81.

Data Characteristics: Up to 35 alpha/numeric characters

10.3.18 TC PER-CC - Transfer of Calls Century Code (EDI Only)

Indicates the century associated with TC PER-DATE that the transfer of calls specified in the TCTO-1 field is to be removed when different from the normal interval.

Usage:

	ACTIVITY TYPE (ACCOUNT LEVEL)									
REQTYP	A	C	D	M	T	R	V	SS	RS	W
A	N	P	P	N	P	N	N	N	N	N

LEGEND: C=Conditional, P=Prohibited, R=Required, O=Optional, N=N/A

Note 1: Required when TC PER-DATE field is populated.

Note 2: Must be a current or future century.

Valid Entries: Metric Format

TWO DIGIT YEAR	00 - 99
----------------	---------

Data Characteristics: 2 numeric characters

10.3.19 TC PER-DATE - Transfer of Calls Period Date

Indicates the requested date associated with the TC PER-CC that the transfer of calls specified in TCTO-1 is to be removed when different from the normal interval.

Usage:

	ACTIVITY TYPE (ACCOUNT LEVEL)									
REQTYP	A	C	D	M	T	R	V	SS	RS	W
A	N	P	P	N	P	N	N	N	N	N

LEGEND: C=Conditional, P=Prohibited, R=Required, O=Optional, N=N/A

Note 1: Required when TCTO-Primary field is populated.

Note 2: Must be a valid date.

Valid Entries: Metric Format

TWO DIGIT CENTURY (TAG Only)	00 - 99
TWO DIGIT YEAR	00 - 99
TWO DIGIT MONTH	01 - 12
TWO DIGIT DAY	01 - 31

Data Characteristics:

- 6 numeric characters for EDI
- 8 numeric characters for TAG

10.3.20 LNA - Line Activity

Usage:

	ACTIVITY TYPE (LINE LEVEL)								
REQTYP	A	C	D	R	V	W	Y	L	P9
A	R	R	R	N	R	N	N	N	N

LEGEND: C=Conditional, P=Prohibited, R=Required, O=Optional, N=N/A

Valid Entries:

- A= Add
- C= Change
- D= Disconnect
- V= Conversion as-is

Data Characteristics: 1 alpha character

10.3.21 TN - Telephone Number

This field identifies the telephone number that is being converted on this service request.

Usage:

	ACTIVITY TYPE (LINE LEVEL)								
REQTYP	A	C	D	R	V	W	Y	L	P9
A	N	N	N	N	R	N	N	N	N

LEGEND: C=Conditional, P=Prohibited, R=Required, O=Optional, N=N/A

Data Characteristics: 10 numeric characters

11. PS - Port Service

11.1 General

This guide describes Unbundled Local Switching (Port) Service entries. The Port information is always transmitted in conjunction with LSR, End User and Directory information as needed.

This document provides current definitions used by BellSouth Telecommunications in providing service.

11.2 PS - Port Service Description

All Port information required for ordering this service is provided for in the fields contained within the Port, LSR, EU and Directory forms. The Service Details section provides entries for the specifications of ordering options.

Local Exchange Ordering (LEO) guidelines incorporate the following requirements for the population of fields.

- **Conditional (C)** is defined as the *field is dependent upon the relationship to another entry as specified in the usage statement and is dependent upon the presence, absence or combination of other data entries.*
- **Optional (O)** is defined as the field *may or may not* be populated.
- **Prohibited (P)** is defined as the field *may never* be populated.
- **Required (R)** is defined as the field *MUST* be populated.
- **Not Applicable (N)** is defined as the *field that will not be used* if populated.
- Alpha/numeric field is designed to describe the type of valid entries. If a numeric field is prohibited it should be left blank.

The usage strips contained in this document for Port service indicates usage requirements based on the valid entries for the Line Activity (LNA) field populated for the Port service requested.

For valid Date entries refer to the LSR General Section for details.

11.2.1 Field Arrangement

The fields in the PS Section are arranged as follows:

- ORD
- HUNTING
- REFNUM
- LNA

- TN
- TER
- OTN
- FPI
- PIC
- LPIC
- TC OPT
- TCTO-PRIMARY
- TCTO-SECONDARY
- TC NAME-PRIMARY
- TC NAME-SECONDARY
- TC PER-CC
- TC PER-DATE
- SYSTEM ID
- CABLE ID
- SHELF
- SLOT
- CHAN/PAIR
- CFA
- SGNL
- PULSE
- TBE
- FA
- FEATURE
- FEATURE DETAIL
- LNECLS SVC

11.3 PS - Port Service Entries

11.3.1 ORD - Order Number

This field identifies the provider's order number for the services requested.

Usage:

	ACTIVITY TYPE (ACCOUNT LEVEL)									
REQTYP	A	C	D	M	T	R	V	W	RS	SS
F	O	O	O	O	O	N	O	N	O	O
M	O	O	O	O	O	N	O	N	O	O

LEGEND: C=Conditional, P=Prohibited, R=Required, O=Optional, N=N/A

Note: This number may be pre-assigned to the customer by the provider.

Data Characteristics: 7 to 20 alpha/numeric characters

11.3.2 HUNTING

11.3.2.1 HUNT GROUP ID

This field uniquely identifies the hunt group sequence.

Usage:

	ACTIVITY TYPE (ACCOUNT LEVEL)									
REQTYP	A	C	D	M	T	R	V	SS	RS	W
F	O	O	N	N	O	N	O	N	N	N
M	O	O	N	N	O	N	O	N	N	N

LEGEND: C=Conditional, P=Prohibited, R=Required, O=Optional, N=N/A

Data Characteristics: 1–3 alphas or 1–4 numerics

See LEO-IG, Volume 4, section entitled, “SOFC” for service order feature codes for ordering hunting.

For additional information on Hunting see tab entitled “Hunting/Grouping/Rotary Service” in Volume 2 of the LEO-IG.

Website:

www.interconnection.bellsouth.com/guides/guides.html

11.3.3 REFNUM - Reference Number

This field uniquely identifies one or more activities, (e.g., lines, trunks, listings, hunting arrangements).

Usage:

	ACTIVITY TYPE (LINE LEVEL)								
REQTYP	A	C	D	R	V	W	Y	L	P9
F	R	R	R	N	R	N	R	R	R
M	R	R	R	N	R	N	R	R	R

LEGEND: C=Conditional, P=Prohibited, R=Required, O=Optional, N=N/A

Note 1: The REFNUM is customer assigned.

Note 2: The values must be ascending and must be unique throughout the request at the TN level.

Note 3: REFNUM reflects the number of activities regardless of the number of features.

- (ie: 2 lines yeild REFNUM = 0001 and REFNUM = 0002)
- (ie: 3 trunks yield REFNUM=0001, REFNUM 0002, and REFNUM 0003)

Data Characteristics: 4 numeric characters

11.3.4 LNA - Line Activity

This field identifies the activity involved at the line level.

Usage:

	ACTIVITY TYPE (LINE LEVEL)								
REQTYP	A	C	D	R	V	W	Y	L	P9
F	R	R	R	N	R	N	R	R	R
M	R	R	R	N	R	N	R	R	R

LEGEND: C=Conditional, P=Prohibited, R=Required, O=Optional, N=N/A

Note 1: When 'L' or 'Y' are populated the ACCOUNT LEVEL ACT field on the LSR must be **SS** or **RS**.

Note 2: LNA *must* be 'V' when AN, ATN, EAN, or EATN are populated.

Note 3: LNA must be "A" when ACT=T and OTN is *not* populated.

Note 4: LNA must be "C" when ACT=T and OTN is populated.

Table K LINE LEVEL — Activity Entry Code-Description Name

ENTRY	DESCRIPTION
A	ADD
C	CHANGE
D	DISCONNECT
R	RECORD INFORMATION ONLY
V	CONVERSION OF SERVICE TO NEW LSP "AS SPECIFIED"
W	CONVERSION OF SERVICE TO NEW LSP "AS IS"
Y	DENY/ RESTORE (NON-PAYMENT)
L	SUSPEND/ RESTORE (Seasonal)
P9	PIC CHANGE

Data Characteristics: Up to 2 alpha/numeric characters

11.3.5 TN - Telephone Number

This field identifies the telephone number for this service request. Ranging of telephone numbers is not allowed

Usage:

	ACTIVITY TYPE (LINE LEVEL)								
REQTYP	A	C	D	R	V	W	Y	L	P9
F	R	R	R	N	R	N	R	R	R
M	R	R	R	N	R	N	R	R	R

LEGEND: C=Conditional, P=Prohibited, R=Required, O=Optional, N=N/A

Data Characteristics: 10 numeric characters

11.3.6 TER - Terminal Number

This field identifies the terminal number for this service request.

Usage:

	ACTIVITY TYPE (LINE LEVEL)								
REQTYP	A	C	D	R	V	W	Y	L	P9
F	O	O	O	N	O	N	O	O	O
M	N	N	N	N	N	N	N	N	N

LEGEND: C=Conditional, P=Prohibited, R=Required, O=Optional, N=N/A

Note: When TER is used the lead telephone number is also entered in the TN field.

Data Characteristics: 4 numeric characters

EXAMPLE:

0001

0024

11.3.7 OTN - Out/Old Telephone Number

This field identifies the existing telephone number that is being changed.

Usage:

	ACTIVITY TYPE (LINE LEVEL)								
REQTYP	A	C	D	R	V	W	Y	L	P9
F	P	O	P	N	O	P	P	P	P
M	P	O	P	N	O	N	P	P	P

LEGEND: C=Conditional, P=Prohibited, R=Required, O=Optional, N=N/A

Data Characteristics: 10 numeric characters

11.3.8 FPI - Freeze PIC Indicator

This field identifies the customer's requested freeze option for the PIC or LPIC.

Usage:

	ACTIVITY TYPE (LINE LEVEL)								
REQTYP	A	C	D	R	V	W	Y	L	P9
F	O	O	N	N	O	N	N	N	O
M	O	O	N	N	O	N	P	P	O

LEGEND: C=Conditional, P=Prohibited, R=Required, O=Optional, N=N/A

Valid Entries:

- **A** = CLEC freezes IntraLATA PIC
- **B** =CLEC freezes Inter & Intra LATA PIC
- **E** = CLEC freezes LSP's InterLATA PIC
- **J** = END USER freezes InterLATA PIC
- **K** = END USER freezes IntraLATA PIC
- **L** = END USER freezes Inter & IntraLATA PIC
- **O** = CLEC freezes InterLATA PIC *and* End User freezes IntraLATA PIC
- **P** = CLEC freezes IntraLATA PIC *and* End User freezes InterLATA PIC
- **R** = CLEC removes InterLATA Freeze
- **S** = CLEC removes IntraLATA Freeze
- **T** = CLEC removes Inter & IntraLATA Freeze

Data Characteristics: 1 alpha character

11.3.9 PIC - Primary Interexchange Carrier

This field identifies the pre-subscription indicator code (PIC) for the carrier the customer has selected for InterLATA traffic.

Usage:

	ACTIVITY TYPE (LINE LEVEL)								
REQTYP	A	C	D	R	V	W	Y	L	P9
F	R	O	N	N	R	P	N	N	R
M	R	O	N	N	R	N	N	N	R

LEGEND: C=Conditional, P=Prohibited, R=Required, O=Optional, N=N/A

Note: Required per unique telephone number on A, V, P9 Activity Types.

Valid Entries:

- Valid PIC Code
- NONE = Customer does not want to pre-subscribe

Data Characteristics: 4 alpha/numeric characters

11.3.10 LPIC - IntraLATA Pre-subscription Indicator Code

This field identifies the pre-subscription indicator code (PIC) for the carrier the customer has selected for IntraLATA traffic.

Usage:

	ACTIVITY TYPE (LINE LEVEL)								
REQTYP	A	C	D	R	V	W	Y	L	P9
F	R	O	N	N	R	P	N	N	R
M	R	O	N	N	R	N	N	N	R

LEGEND: C=Conditional, P=Prohibited, R=Required, O=Optional, N=N/A

Note: Required per unique telephone number on A, V, P9 Activity Types.

Valid Entries:

- Valid PIC Code
- NONE = Customer does not want to pre-subscribe

Data Characteristics: alpha/numeric characters

11.3.11 TC OPT - Transfer of Call Options

This field identifies the type of transfer of call option the end user has requested when different from the announcement that would automatically be provided.

Usage:

	ACTIVITY TYPE (LINE LEVEL)								
REQTYP	A	C	D	R	V	W	Y	L	P9
F	P	O	O	N	P	P	O	O	P
M	P	O	O	N	P	N	O	O	P

LEGEND: C=Conditional, P=Prohibited, R=Required, O=Optional, N=N/A

Note 1: An entry in this field indicates a request for a non-standard announcement.

Note 2: If the standard announcement is desired, this field is prohibited.

Valid Entries:

Code	Description
03	Disconnected
05	Changed to Non-Published Number
21	Changed to new Published Number
26	Emergency Agency Changed to 911
31	Disconnected with reference calls
51	Temporary Disconnect at the Customer's Request
81	Changed to More Than One New Number with Split Reference of Calls

Data Characteristics: 2 numeric characters

11.3.12 TCTO-PRIMARY - Transfer of Calls To Primary

This field identifies the telephone number to which calls are to be referred.

Usage:

	ACTIVITY TYPE (LINE LEVEL)								
REQTYP	A	C	D	R	V	W	Y	L	P9
F	N	C	C	N	N	N	C	C	N
M	N	C	C	N	N	N	C	C	N

LEGEND: C=Conditional, P=Prohibited, R=Required, O=Optional, N=N/A

Note: Required when TC OPT field = 21, 31, or 81.

Data Characteristics: 10 numeric characters

11.3.13 TCTO-Secondary - Transfer of Calls To Secondary

This field identifies the telephone number associated with TC-NAME - SECONDARY to which calls are to be referred when TC OPT is 81.

Usage:

	ACTIVITY TYPE (LINE LEVEL)								
REQTYP	A	C	D	R	V	W	Y	L	P9
F	N	C	C	N	N	N	C	C	N
M	N	C	C	N	N	N	C	C	N

LEGEND: C=Conditional, P=Prohibited, R=Required, O=Optional, N=N/A

Note: Required when TC OPT field = 81.

Data Characteristics: 10 numeric characters

11.3.14 TC NAME-PRIMARY - Transfer of Calls To Primary Name

This field identifies the name associated with TCTO-1 to which calls are to be referred when TC OPT is 81.

Usage:

	ACTIVITY TYPE (LINE LEVEL)								
REQTYP	A	C	D	R	V	W	Y	L	P9
F	N	C	C	N	N	N	C	C	N
M	N	C	C	N	N	N	C	C	N

LEGEND: C=Conditional, P=Prohibited, R=Required, O=Optional, N=N/A

Note: Required when TC OPT field = 81.

Data Characteristics: Up to 35 alpha/numeric characters

11.3.15 TC NAME-SECONDARY - Transfer of Calls To Secondary Name

This field identifies the name associated with TCTO Secondary to which calls are to be referred when TC OPT is 81.

Usage:

	ACTIVITY TYPE (LINE LEVEL)								
REQTYP	A	C	D	R	V	W	Y	L	P9
F	N	C	C	N	N	N	C	C	N
M	N	C	C	N	N	N	C	C	N

LEGEND: C=Conditional, P=Prohibited, R=Required, O=Optional, N=N/A

Note: Required when TC OPT field = 81.

Data Characteristics: Up to 35 alpha/numeric characters

11.3.16 TC PER-CC - Transfer of Calls Period Century (EDI Only)

Indicates the century associated with TC PER-DATE that the transfer of calls specified in the TCTO Primary field is to be removed when different from the normal interval.

Usage:

	ACTIVITY TYPE (LINE LEVEL)								
REQTYP	A	C	D	R	V	W	Y	L	P9
F	N	C	C	N	N	N	C	C	N
M	N	C	C	N	N	N	C	C	N

LEGEND: C=Conditional, P=Prohibited, R=Required, O=Optional, N=N/A

Note 1: Required when TC PER-DATE field is populated.

Note 2: Must be current or future century.

Note 3: Must be a valid date.

Valid Entries: Metric Format

TWO DIGIT YEAR	00 - 99
----------------	---------

Data Characteristics: 2 numeric characters

11.3.17 TC PER-DATE - Transfer of Calls Period Date

Indicates the requested date associated with the TC PER-CC that the transfer of calls specified in TCTO-Primary is to be removed when different from the normal interval.

Usage:

	ACTIVITY TYPE (LINE LEVEL)								
REQTYP	A	C	D	R	V	W	Y	L	P9
F	N	C	C	N	N	N	C	C	N
M	N	C	C	N	N	N	C	C	N

LEGEND: C=Conditional, P=Prohibited, R=Required, O=Optional, N=N/A

Note 1: Required when TCTO-PRIMARY field is populated.

Note 2: Must be a valid date.

Valid Entries: Metric Format

TWO DIGIT CENTURY (TAG Only)	00 - 99
TWO DIGIT YEAR	00 - 99
TWO DIGIT MONTH	01 - 12
TWO DIGIT DAY	01 - 31

Data Characteristics:

- 6 numeric characters for EDI
- 8 numeric characters for TAG

11.3.18 SYSTEM ID - System Identification

This field identifies the customer's system to be used in a collocation arrangement.

Usage:

	ACTIVITY TYPE (LINE LEVEL)								
REQTYP	A	C	D	R	V	W	Y	L	P9
F	O	O	O	N	O	N	O	O	O
M	N	N	N	N	N	N	N	N	N

LEGEND: C=Conditional, P=Prohibited, R=Required, O=Optional, N=N/A

Note: This field is populated when the customer has assignment control in a collocation arrangement.

Data Characteristics: Up to 5 alpha/numeric characters

11.3.19 CABLE ID - Cable Identification

This field identifies the provider's central office cable to be connected to the customer's collocated equipment.

Usage:

	ACTIVITY TYPE (LINE LEVEL)								
REQTYP	A	C	D	R	V	W	Y	L	P9
F	O	O	O	N	O	N	O	O	O
M	N	N	N	N	N	N	N	N	N

LEGEND: C=Conditional, P=Prohibited, R=Required, O=Optional, N=N/A

Data Characteristics: Up to 5 alpha/numeric characters

11.3.20 SHELF - Shelf

This field identifies the number assigned to the customer's shelf to be used in a collocation arrangement.

Usage:

	ACTIVITY TYPE (LINE LEVEL)								
REQTYP	A	C	D	R	V	W	Y	L	P9
F	O	O	O	N	O	N	O	O	O
M	N	N	N	N	N	N	N	N	N

LEGEND: C=Conditional, P=Prohibited, R=Required, O=Optional, N=N/A

Data Characteristics: Up to 6 alpha/numeric characters

11.3.21 SLOT - Slot

This field identifies the customer's specific connection slot to be used in a collocation arrangement.

Usage:

	ACTIVITY TYPE (LINE LEVEL)								
REQTYP	A	C	D	R	V	W	Y	L	P9
F	O	O	O	N	O	N	O	O	O
M	N	N	N	N	N	N	N	N	N

LEGEND: C=Conditional, P=Prohibited, R=Required, O=Optional, N=N/A

Data Characteristics: Up to 6 alpha/numeric characters

11.3.22 CHAN/PAIR - Channel/Pair

This field identifies the specific channel or pair within the provider's cable to be used for connection in a collocation arrangement.

Usage:

	ACTIVITY TYPE (LINE LEVEL)								
REQTYP	A	C	D	R	V	W	Y	L	P9
F	O	O	O	N	O	N	O	O	O
M	N	N	N	N	N	N	N	N	N

LEGEND: C=Conditional, P=Prohibited, R=Required, O=Optional, N=N/A

Note: This field is populated when the customer has assignment control in a collocation arrangement.

Data Characteristics: Up to 5 alpha/numeric characters

11.3.23 CFA - Connecting Facility Assignment

This field identifies the provider carrier system and channel to be used.

Usage:

	ACTIVITY TYPE (LINE LEVEL)								
REQTYP	A	C	D	R	V	W	Y	L	P9
F	O	O	O	N	O	N	O	O	O
M	N	N	N	N	N	N	N	N	N

LEGEND: C=Conditional, P=Prohibited, R=Required, O=Optional, N=N/A

Note 1: The range of assignments should be provided on the DLR during the provisioning of the service. The customer specifies the particular carrier system and channel or channels to be utilized.

Note 2: All element entries of the Connecting Facility Assignment are left justified with no trailing spaces.

Note 3: Required when customer is served from a Foreign Serving Wire Center.

Valid Entries:

The Facility Identification consists of the following elements.

- The Facility Designation which uniquely identifies a particular facility type between two terminal locations (variable length, 1 - 5 characters).

Note: If Facility Designation is not 5 characters, use 'space bar on keyboard 'to fill character length limit.

- The Facility Type which is usually identified through the use of a code set found in the Bellcore Practice BR 795-450-100 (variable length, 1 - 6 characters)

Note: If Facility Type is not 6 characters, use 'space bar on keyboard 'to fill character length limit.

- The Channel/Pair number of the facility that is being used to provide the service (variable length, 1 - 5 characters)

Note: If FacilityChannel/Pair is not 5 characters, use 'space bar on keyboard 'to fill character length limit.

- The "A" Location, which is the location of the facility termination that has the lower alpha/numeric CLLI code.

Note: No unique 'spacing' necessary.

- The "Z" Location, which is the location of the facility termination that has the higher alpha/numeric CLLI code.

Note: No unique 'spacing' necessary.

- Spaces () are used as delimiters to separate the different elements of the CFA.

Data Characteristics: Up to 42 alpha/numeric characters

Example:

5014 T1ZF 1 ORDFLMAK99 ORLDFLMAWAG

11.3.24 SGNL - Signaling

This field identifies the type of signaling requested.

Usage:

	ACTIVITY TYPE (LINE LEVEL)								
REQTYP	A	C	D	R	V	W	Y	L	P9
F	O	O	O	N	O	N	O	O	O
M	O	O	O	N	O	N	O	O	O

LEGEND: C=Conditional, P=Prohibited, R=Required, O=Optional, N=N/A

Valid Entries:

- **LS** = Loop Start
- **GS** = Ground Start
- **WS** = Wink Start
- **DD** = Delayed Dial
- **IM** = Immediate
- **DC** = Direct Connect
- **AT** = Answer Tone
- **E1** = E + M1

- **E2** = E + M2
- **E3** = E + M3

Data Characteristics: 2 alpha/numeric characters

11.3.25 PULSE - Type of Pulsing

This field identifies the type of pulsing requested for the service.

Usage:

	ACTIVITY TYPE (LINE LEVEL)								
REQTYP	A	C	D	R	V	W	Y	L	P9
F	O	O	O	N	O	N	O	O	O
M	O	O	O	N	O	N	O	O	O

LEGEND: C=Conditional, P=Prohibited, R=Required, O=Optional, N=N/A

Valid Entries:

- **DP** = Dial Pulse
- **MF** = Multi Frequency
- **DTMF** = Dual-tone Multi Frequency

Data Characteristics: 2 or 4 alpha characters

11.3.26 TBE - Toll Billing Exception

This field identifies a request for installation/removal of toll billing exception on a telephone number.

Usage:

	ACTIVITY TYPE (LINE LEVEL)								
REQTYP	A	C	D	R	V	W	Y	L	P9
F	O	O	P	N	O	N	O	P	P
M	O	O	P	N	O	N	O	P	P

LEGEND: C=Conditional, P=Prohibited, R=Required, O=Optional, N=N/A

Valid Entries:

- **A** = Deny collect and third number
- **B** = Deny third number
- **C** = Deny collect
- **R** = Remove all screening
- **S** = Same, no change

Data Characteristics: 1 alpha character

11.3.27 FA - Feature Activity

Indicates the activity type for the service/feature.

Usage:

	ACTIVITY TYPE (LINE LEVEL)								
REQTYP	A	C	D	R	V	W	Y	L	P9
F	C	C	C	N	C	N	C	C	C
M	C	C	C	N	C	N	C	C	C

LEGEND: C=Conditional, P=Prohibited, R=Required, O=Optional, N=N/A

Note: Required when the FEATURE field is populated.

Valid Entries:

- **A** = Add
- **C** = Change
- **D** = Delete

Data Characteristics: 1 alpha character

11.3.28 FEATURE - Feature Codes

This field identifies the feature associated with the line.

Usage:

	ACTIVITY TYPE (LINE LEVEL)								
REQTYP	A	C	D	R	V	W	Y	L	P9
F	C	C	C	N	C	N	C	C	C
M	C	C	C	N	C	N	C	C	C

LEGEND: C=Conditional, P=Prohibited, R=Required, O=Optional, N=N/A

Note 1: Codes for feature identification in BellSouth USOCs, FIDs and specific TCIF maintained EDI codes as identified by BellSouth.

Note 2: Required when the FEATURE ACTIVITY (FA) field is populated.

Note 3: (REQTYP = M) Valid PSCF (Professional Service Coordination Fee) USOC required if ACT is A or V, or ACT is C with LNA=A, otherwise prohibited.

Data Characteristics: Up to 6 alpha/numeric characters

11.3.29 FEATURE DETAIL - Feature Detail

This field identifies additional information for the type of feature associated with the line.

Usage:

	ACTIVITY TYPE (LINE LEVEL)								
REQTYP	A	C	D	R	V	W	Y	L	P9
F	O	O	O	N	O	N	O	O	O
M	O	O	O	N	O	N	O	O	O

LEGEND: C=Conditional, P=Prohibited, R=Required, O=Optional, N=N/A

Note 1: Virgules (/) are used as delimiters to separate the different elements of the Feature Detail.

Note 2: When Feature Detail is populated, Feature and Feature Activity are required.

WARNING

FIDs must be separated by virgules (/).

Data Characteristics: Up to 30 alpha/numeric characters

11.3.30 LNECLS SVC - Line Class of Service

This field identifies class of service at line level ie: measured or flat rate.

Usage:

	ACTIVITY TYPE (LINE LEVEL)								
REQTYP	A	C	D	R	V	W	Y	L	P9
F	R	O	O	N	R	N	O	O	O
M	R	O	O	N	R	N	O	O	O

LEGEND: C=Conditional, P=Prohibited, R=Required, O=Optional, N=N/A

Note: The Basic Class of Service should not be put in this field.

Data Characteristics: 3 or 5 alpha/numeric characters

Example:

UEPRL

Valid Entries:

UEPRL-RES
 UEPBL-BUS
 UEPPL-PBX
 UEPRC-RES with Caller ID
 UEPBC-BUS with Caller ID

12. Returned Response Types

12.1 Data Elements For Returned Response Types

Fields related to Returned Responses are populated based on the following:

1. The associated field on the incoming LSR record which is received from the CLEC, or
2. An incoming LSR record error condition identified by BellSouth, or
3. The associated field on the BellSouth service order.

The LEO IG Volume 1 should be utilized by CLECs for usage rules of associated fields on the incoming LSR record. The returned response field will be blank, when population is based on an associated field on the incoming LSR record, and the associated field is blank.

The following table indicates the *possible* data elements that may be returned for the specific return feeds indicated on the table.

FIELD ABBREVIATION	FOC	CN	CLARIFI-CATION	REJECT	STATUS (POS)	JEOPARDY
CCNA	X	X	X	X	X	X
CC	X	X	X	X	X	X
PON	X	X	X	X	X	X
VER	X	X	X	X	X	X
AN *	X	X	X	X	X	X
ATN	X	X	X	X	X	X
LSR NO.	X	X	X	X	X	X
ORD *	X	X	X		X	X
RORD *	X	X	X		X	X
INIT	X	X	X	X	X	X
INIT-TEL NO.	X	X	X	X	X	X
DT/ SENT	X	X	X	X	X	X
REP	X	X	X	X	X	X
REP-TEL NO.	X	X	X	X	X	X
CHC	X	X	X	X	X	X

- continued -

- continued -

FIELD ABBREVIATION	FOC	CN	CLARIFI -CATION	REJECT	STATUS (POS)	JEOPARDY
FDT *	X	X	X		X	X
DD *	X	X	X		X	X
EBD *	X	X	X		X	X
LOCBAN *	X	X	X		X	X
BI1	X	X	X	X	X	X
BAN1 *	X	X	X	X	X	X
BI2	X	X	X	X	X	X
BAN2 *	X	X	X	X	X	X
REFNUM	X	X	X	X		
DSGCON	X	X	X	X	X	X
ECCKT *	X	X	X			
ERROR-CODE			X	X		
ERROR-MSG			X	X		
TN	X	X	X	X		
OTN	X	X	X	X		
CKR	X	X	X	X		
CFA	X	X	X	X		
L-ORD *	X	X	X			
INPORD *	X	X	X			
PORTED NBR	X	X	X	X		
RTI	X	X	X	X		
TER	X	X	X	X	X	X
SYSTEM ID	X	X	X	X	X	X
CABLE ID	X	X	X	X		
SHELF	X	X	X	X		
SLOT	X	X	X	X		
STATUS CODE	X	X	X		X	X

- continued -

- continued -

FIELD ABBREVIATION	FOC	CN	CLARIFI -CATION	REJECT	STATUS (POS)	JEOPARDY
STATUS MSG	X	X	X		X	X
RELAY RACK	X	X	X	X		
CHAN/PAIR	X	X	X	X		
REMARKS	X	X	X	X	X	X

* = Response data returned *may be different* from the data sent in the LSR record. Refer to the FOC, CN, POS, Jeopardy, Clarification and/or Reject response.

12.2 General

This guide describes the fields relating to Returned Response Types.

This document provides current definitions used by BellSouth Telecommunications in providing the Returned Response Types (e.g., Firm Order Confirmations, Completions, Rejects, Status, Clarifications and Jeopardy.)

These responses provide the customer with the information required for control and tracking of the request(s) for the provisioning of local service.

12.3 Response Entries

The following fields are presented in the order in which they appear in Local Exchange Ordering Implementation Guide TCIF-7 and on the LSR.

12.3.1 Administrative Section

12.3.1.1 CCNA - Customer Carrier Name Abbreviation

This field identifies the Common Language IAC code for the customer submitting the LSR and receiving the confirmation. This code is assigned and provided by Telcordia Technologies (formerly known as BellCore) prior to the submission of a Local Service Request.

Usage:

This information is taken from the CCNA field on the LSR record and provided to the customer in the CCNA field on the 855/865, for a FOC, CN, POS, Jeopardy, Clarification and Reject.

Data Characteristics: 3 alpha characters

12.3.1.2 CC

This field identifies the Exchange Carrier requesting service.

Usage:

This information is taken from the CC field on the LSR record and provided to the customer in the CC field on the 855/865 , for a FOC, CN, POS, Jeopardy, Clarification and Reject.

Data Characteristics: Up to 4 alphanumeric characters

12.3.1.3 PON - Purchase Order Number

This field identifies the customer's unique purchase order requisition number that authorized the issuance of this request or supplement.

Usage:

This information is taken from the PON field on the LSR record and provides it in the PON field on the 855/865, for a FOC, CN, POS, Jeopardy, Clarification and Reject.

Data Characteristics: Up to 16 alpha/numeric characters

12.3.1.4 VER

This field identifies the customer's version number.

Usage:

This information is obtained from the VER field in the LSR record and provided in the VER field on the 855/865, for a FOC, CN, POS, Jeopardy, Clarification and Reject.

Data Characteristics: 2 numeric numbers

12.3.1.5 AN * - Account Number

This field identifies the main account number assigned by the NSP.

Usage:

This information is obtained from the AN field in the LSR record and provided in the AN field on the 855/865, for a FOC, CN, POS, Jeopardy, Clarification and Reject.

For REQTYP B (NPT = D) and Design, this field is obtained from the BAN1 or BAN2 field populated with the Account Number for the Loop.

Data Characteristics: 10 or 13 alpha/numeric characters

* = Response data returned *may be different* from the data sent. Refer to the FOC, CN, POS, Jeopardy, Clarification, and Reject response.

12.3.1.6 ATN - Account Telephone Number

This field identifies the account telephone number assigned by the NSP.

Usage:

This information is obtained from the ATN field in the LSR record and provided in the ATN field on the 855/865, for a FOC, CN, POS, Jeopardy, Clarification and Reject.

Data Characteristics: 10 numeric characters

12.3.1.7 LSR NO. - Local Service Request Number

This field identifies the number that may be generated by the provider's mechanized systems, pre-assigned to the customer by the provider, or manually assigned by the provider to identify a customer's request for service.

Usage:

This information is obtained from the LSR NO field in the LSR record and provided in the LSR NO field on the 855/865, for a FOC, CN, POS, Jeopardy, Clarification and Reject.

Data Characteristics: Up to 18 alpha/numeric characters

12.3.1.8 ORD * - Order Number

This field identifies the provider's order number for the service requested.

Usage:

This information is obtained from the service order field in the fielded IDENT section and provided in the ORD field on the 855/865. This field will always be returned on FOC, CN, Status (POS), Jeopardy. This field will also be returned on a Clarification if a service order has been issued cleanly on this version or a prior version of the LSR. This field will never be returned on a Reject.

For REQTYP B & C (NPT = D) and Directory Listing is requested, this field is obtained from the Directory Listing service order. If Directory Listing is NOT requested this field will be blank.

Data Characteristics: 20 alpha/numeric characters

* = Response data returned *may be different* from the data sent. Refer to the FOC, CN, POS, or Jeopardy response.

12.3.1.9 RORD * - Related Order Number

This field identifies a related provider order number.

Usage:

This information is obtained from the service order FID CRO in the unfielded IDENT section and provided in the RORD field on the 855/865. If the CRO appears on the service order, it should always be returned on FOC, CN, STATUS (POS), Jeopardy and will be returned on CLARIFICATION if an order has been issued cleanly on this version or a prior version of the LSR. LESOG populates the FID CRO when multiple service orders are issued except on REQTYP M where CRO is not populated. This field should never be returned on a Reject.

For REQTYP B & C (NPT = D) this information is obtained from the RORD field of the LSR on the 855/865.

Data Characteristics: Up to 20 alpha/numeric characters

* = Response data returned *may be different* from the data sent. Refer to the FOC, CN, POS, or Jeopardy response.

12.3.1.10 INIT

This field identifies the initiator as specified on the LSR form by the customer.

Usage:

This information is obtained from the INIT field on the LSR record and provided in the INIT field on the 855/865, for a FOC, CN, POS, Jeopardy, Clarification and Reject.

Data Characteristics: Up to 15 alpha/numeric characters

12.3.1.11 INIT-TEL NO. - Telephone Number

This field identifies the telephone number of the CLECs initiators telephone number.

Usage:

This information is obtained from the INIT-TEL NO. field on the LSR record and provided in the INIT TEL NO field on the 855/865, for a FOC, CN, POS, Jeopardy, Clarification and Reject.

Data Characteristics: Up to 15 alpha/numeric characters

12.3.1.12 DT/SENT - Date Sent

This field identifies the date the customer sends in this request.

Usage:

This information is obtained from the D/SENT field on the LSR record and provided in the D/SENT field on the 855/865, for a FOC, CN, POS, Jeopardy, Clarification and Reject.

For REQTYP B & C (NPT = D) this information is populated with the date the Response is sent by the provider.

Data Characteristics: 8 numeric characters

12.3.1.13 REP- Provider Contact Representative

This field identifies the contact representative for the provider of service.

Usage:

This information is hard coded with " LCSC " and provided in the REP field on the 855/865, for a FOC, CN, POS, Jeopardy, Clarification and Reject.

Data Characteristics: 35 alpha characters

12.3.1.14 REP-TEL NO. - Provider Contact Representative's Telephone Number

This field identifies the contact representative's telephone number for the provider of service

Usage:

This information is obtained from the CLEC Database and provided in the REP-TEL NO. field on the 855/865, for a FOC, CN, POS, Jeopardy, Clarification and Reject.

For REQTYP B & C (NPT = D) this information is " 800-872-3116 ".

Data Characteristics: 6 numeric characters

12.3.1.15 CHC - Coordinated Hot Cut

This field identifies that the customer is requesting a near seamless cutover activity.

Usage:

This information is obtained from the CHC field on the LSR record and provided in the CHC field on the 855/865, for a FOC, CN, POS, Jeopardy, Clarification and Reject.

Data Characteristics: 1 alpha character

12.3.1.16 FDT * - Frame Cutover Time

This field identifies the frame cutover time

Usage:

This information is obtained from the service order, behind the LH FID FDT in the unfielded IDENT section. This information will be converted to military time, and provided in the FDT field on the 855/865, for a FOC, CN, POS, Jeopardy, Clarification and Reject.

For REQTYP B & C (NPT = D) this information is from the DFDT field on the LSR record on the 855/865, for a FOC, CN, POS, Jeopardy, Clarification and Reject.

Data Characteristics: Up to 9 numeric characters

* = Response data returned *may be different* from the data sent. Refer to the FOC, CN, POS, Jeopardy, Clarification, or Reject response.

12.3.1.17 DD * - Due Date

This field identifies the customer's due date or completion date.

Usage:

DUE DATE

This information is obtained from the service order fields for due dates. This information will be populated in the DD field on the 855 or an 865 of the FOC, POS, Jeopardy, and Clarification.

COMPLETION DATE

This information is obtained from the Completion Date field in the fielded IDENT section of the service order for completion dates. This information will be populated in the DD field on an 865 (CN) only.

For completion notice on REQTYP B & C (NPT = D) this field is populated with Completion Date of the porting request. The CN is sent after ALL telephone numbers on the request have been ported and ALL service orders are complete.

Data Characteristics: 8 numeric characters

* = Response data returned *may be different* from the data sent. Refer to the FOC, CN, POS, Jeopardy, or Clarification response.

12.3.1.18 EBD * - Effective Bill Date

This field identifies the Effective Date to cease billing whenever the billing date is different from the desired due date.

Usage:

This information is obtained from behind the IEBD LH FID in the BILL section on the service order and returned to the EBD field on the 855/865 of the FOC, CN, POS, Jeopardy, and Clarification.

For REQTYP B & C (NPT = D) this information is obtained from the EBD field on the LSR record on the 855/865 of the FOC, CN, POS, Jeopardy, and Clarification.

Data Characteristics: 8 numeric characters

* = Response data returned *may be different* from the data sent. Refer to the FOC, CN, POS, Jeopardy, or Clarification response.

12.3.1.19 LOCBAN * - Local Billing Account Number (Main Account Number)

This field identifies the end user's billing account number which may also be the end user local exchange telephone number.

Usage:

This information is obtained from the TN in the fielded IDENT section on the service order and is populated on the LOCBAN field on the 855/865 of the FOC, CN, POS, Jeopardy, and Clarification.

For REQTYP B & C (NPT = D) this information is obtained from the LOCBAN field on the LSR record on the 855/865 of the FOC, CN, POS, Jeopardy, and Clarification.

Data Characteristics: 10 or 13 alpha/numeric characters

* = Response data returned may be different from the data sent. Refer to the FOC, CN, POS, Jeopardy, or Clarification response.

12.3.1.20 BI1 - Billing Account Number Identifier 1

This field identifies the Billing Account Number (BAN).

Usage:

This information is obtained from the BI1 field on the LSR record and is populated on the BI1 field on the 855/865 for a FOC, CN, POS, Jeopardy, Clarification and Reject.

Data Characteristics: 1 alpha

12.3.1.21 BAN1 * - Billing Account Number 1

This field identifies the billing account to which the charges for the request will be billed.

Usage:

This BTN (billing telephone number) information is provided from behind the BTN field in the BILL Section on the Service Order. On a REQTYP B (NPT = A,B, C) this will be the BTN from the Interim Number Portability order and not the Loop order. This information will be populated in the BAN1 field in the 855/865 of the FOC, CN, POS, Jeopardy and Clarification.

For REQTYP B & C (NPT = D) this information is obtained from the BAN1 field on the LSR record in the 855/865 of the FOC, CN, POS, Jeopardy, Reject and Clarification.

Data Characteristics: 1 alpha or 13 alpha/numeric characters

* = Response data returned *may be different* from the data sent. Refer to the FOC, CN, POS, Jeopardy, or Clarification response.

12.3.1.22 BI2 - Billing Account Number Identifier 2

This field identifies the service type of the Billing Account Number (BAN)

Usage:

This information is obtained from the BI2 field on the LSR record and populated in the BI2 field on the 855/865, for a FOC, CN, POS, Jeopardy, Clarification and Reject.

Data Characteristics: 1 alpha character

12.3.1.23 BAN2 * - Billing Account Number 2

This field identifies the billing account to which the recurring and non-recurring charges for the request will be billed.

Usage:

On a non-designed Loop, this information is obtained from the BTN field in the BILL section of the Service Order. The BAN2 field will be used only for REQTYP B (NPT = A, B, C). It will always come from the Loop order. This information will be populated in the BAN2 field on the 855/865, of a FOC, CN, POS, Jeopardy or Clarification.

On a designed Loop, this information is obtained from behind the TN field in the Fielded IDENT section of the Service Order and is populated in the BAN2 field on the 855/865.

For REQTYP B & C (NPT = D) this information is obtained from the BAN2 field on the LSR record in the 855/865 of the FOC, CN, POS, Jeopardy, Reject and Clarification.

Data Characteristics: Up to 13 alpha/numeric characters

* = Response data returned *may be different* from the data sent. Refer to the FOC, CN, POS, Jeopardy, or Clarification response.

12.3.1.24 REFNUM - Reference Number

This field uniquely identifies one or more activities (e.g., lines, trunks, listings, hunting arrangements).

Usage:

This information is obtained from the REFNUM field on the LSR record and populated in the REFNUM field on the 855/865 of a FOC, CN, Clarification, or Reject.

Data Characteristics: 4 numeric characters

12.3.1.25 DSGCON - Design Engineering Contact

This field identifies the CLEC's employee or agent that should be contacted on Design/ Engineering matters.

Usage:

This information is obtained from the DSGCON on the LSR record and populated in the DSGCON field 855/865 of a FOC, CN, POS, Jeopardy, Clarification, or Reject.

Data Characteristics: Up to 15 alpha/numeric characters

12.3.1.26 ECCKT - Exchange Company Circuit ID

This field identifies the provider's circuit identification.

Usage:

This information is obtained from the service order for REQ TYP A and B (NPT = A, B, C) only when the ACT Type is A or V. This information is formatted following the FIDs CLS or CLF found in the S&E section behind an IG grouping line or USOC Logical line or for recapped lines- a G1 grouping line that immediately precedes an inward action coded reference line or an inward action coded USOC logical line. When found on a grouped line, the FID will appear as the first entry following IG or G1 grouping line. CLS or CLF includes all characters up to the presence of the next virgule or the next left hand entry.

Service order will be written in the same order REFNUM is displayed. *If an ECCKT was provided on an LSR that does not match the ECCKT on the service order, the ECCKT listed on the LSR will be sent back.* For example, if the total number of ECCKT's is less than the number of REFNUMs on the LSR then pick up the ECCKT data from the LSR, which could be blank. If there are more ECCKTs then the extras will be dropped. The ECCKT will be associated with every detail record with a different REFNUM in the SVCS record. This information is populated in the ECCKT field in the SVCS record on the 855/865 of a FOC, CN, Clarification.

For REQ TYP B & C (NPT = D) this information is obtained from the service order when ACT is V or W.

Data Characteristics: Up to 36 alpha/numeric characters

12.3.1.27 ERROR-CODE

This field lists the alphanumeric characters that are associated with each Encore error message. Error codes are listed in the BellSouth LSR Error Messages TCIF-7 document located on the World Wide Web at:

<http://www.interconnection.bellsouth.com/guides/lsr.html>

Usage:

This information is obtained from the error numbers for errors issued on the LSRs in the error code field. This field is used for Rejects and Clarifications *only* and will be populated on the 855/865.

Data Characteristics: 4 alpha/numeric characters

12.3.1.28 ERROR-MSG

This field provides an abbreviated description of each Encore error, and each error is referenced to a particular error code. Error messages are listed in the BellSouth LSR Error Messages TCIF-7 document located on the World Wide Web at:

<http://www.interconnection.bellsouth.com/guides/lsr.html>

Usage:

This information is detailed in the error message corresponding to the error number and is populated on the 855/865 of a Reject or Clarification only.

Data Characteristics: 100 alpha/numeric characters

12.3.1.29 TN - Telephone Number

This field identifies the telephone number for this service request. Ranging of telephone numbers is not allowed.

Usage:

The TN can be associated with any detail record with a different REFNUM. This information is obtained from the TN field from the DT1 record on the LSR and populated in the TN field on the 855/865 of a FOC, CN, Clarification, or Reject.

Data Characteristics: 10 numeric characters

12.3.1.30 OTN - Out Telephone Number

This field identifies the existing telephone number that is being changed.

Usage:

The OTN can be associated with any detail record with a different REFNUM. This information is obtained from the OTN field from an incoming LSR detail record and populated in the OTN field on the 855/865 of a FOC, CN, Clarification, or Reject.

Data Characteristics: 10 numeric characters

12.3.1.31 CKR - Customer Circuit Reference

This field identifies the circuit number assigned by the customer.

Usage:

The CKR can be associated with any detail record with a different REFNUM. This information is obtained from the CKR field from an incoming LSR detail record and populated in the CKR field on the 855/865 of a FOC, CN, Clarification, or Reject.

Data Characteristics: Up to 36 alpha/numeric characters

12.3.1.32 CFA - Connecting Facility Assignment

This field identifies the provider's carrier system and channel to be used.

Usage:

The CFA can be associated with any detail record with a different REFNUM. This information is obtained from the CFA field from an incoming LSR detail record and populated in the CFA field on the 855/865 of a FOC, CN, Clarification, or Reject.

Data Characteristics: Up to 36 alpha/numeric characters

12.3.1.33 L-ORD * - Loop Order Number

This field identifies the provider's order number for the loop.

Usage:

This information is obtained from the service order in the order field in the fielded IDENT section and is populated in the L-ORD field on the 855/865 for a FOC, CN, Clarification, or Reject. This is only applicable for REQTYPs A & B. On REQTYP B this will be the order number from the Loop order.

Data Characteristics: Up to 20 alpha/numeric characters

* = Response data returned *may be different* from the data sent. Refer to the FOC, CN, Clarification, or Reject response.

12.3.1.34 INPORD * - Interim Number Port Order Number

This field identifies the provider's order number for the Number Portability requested.

Usage:

This information is obtained from the service order in the order field in the fielded IDENT section and populate it in the INPORD field on the 855/865 for a FOC, CN, or Clarification. This is only applicable for REQTYP B & C. On REQTYP B & C (NPT = A, B, C) this will be the order number from the INP order.

For REQTYP B & C (NPT = D) this will be the order number from the Port Out order.

Data Characteristics: 20 alpha/numeric characters

* = Response data returned *may be different* from the data sent. Refer to the FOC, CN, or Clarification response.

12.3.1.35 PORTED-NBR - Ported Telephone Number

This field identifies the telephone number to be retained or ported.

Usage:

This information is obtained from the TN field from an incoming LSR detail record and populate it in the PORTED NBR field on the 855/865 for a FOC, CN, Clarification, or Reject.

Data Characteristics: 10 numeric characters

12.3.1.36 RTI - Route Index

This field identifies the routing index to be used by the provider's switching equipment to forward/port the provider's telephone number to the customer's non-RCF trunk group.

Usage:

The RTI can be associated with any detail record with a different REFNUM. This information is obtained from the RTI field from an incoming LSR detail record and populate it in the RTI field on the 855/865 of a FOC, CN, Clarification, or Reject.

Data Characteristics: Up to 6 alpha/numeric characters

12.3.1.37 TER - Terminal Number

This field identifies the terminal number for this service request.

Usage:

The TER can be associated with any detail record with a different REFNUM. This information is obtained from the TER field from an incoming LSR detail record, and populated in the TER field on the 855/865 of a FOC, CN, Clarification, or Reject.

Data Characteristics: 4 numeric characters

12.3.1.38 SYSTEM ID - System Identification

This field identifies the customer's system to be used in a collocation arrangement.

Usage:

The SYSTEM ID can be associated with any detail record with a different REFNUM. This information is obtained from the SYSTEM ID field from an incoming LSR detail record and populated in the SYSTEM ID field on the 855/865 for a FOC, CN, POS, Jeopardy, Clarification or Reject.

Data Characteristics: Up to 5 alpha/numeric characters

12.3.1.39 CABLE ID - Cable Identification

This field identifies the provider's central office cable to be connected to the customer's collocated equipment.

Usage:

The CABLE ID can be associated with any detail record with a different REFNUM. This information is obtained from the CABLE ID field from an incoming LSR detail record and populated in the CABLE ID field on the 855/865 for a FOC, CN, Clarification or Reject.

Data Characteristics: 5 alpha/numeric characters

12.3.1.40 SHELF - Shelf

This field identifies the number assigned to the customer's shelf to be used in a collocation arrangement.

Usage:

The SHELF can be associated with any detail record with a different REFNUM. This information is obtained from the SHELF field from an incoming LSR detail record and populated in the SHELF field on the 855/865 for a FOC, CN, Clarification or Reject.

Data Characteristics: Up to 6 alpha/numeric characters

12.3.1.41 SLOT - Slot

This field identifies the customer's specific connection slot to be used in a collocation arrangement.

Usage:

The SLOT can be associated with any detail record with a different REFNUM. This information is obtained from the SLOT field from an incoming LSR detail record and populated in the SLOT field on the 855/865 for a FOC, CN, Clarification or Reject.

Data Characteristics: Up to 6 alpha/numeric characters

12.3.1.42 STATUS-CODE

This field identifies the actual status of the service order in SOCS in order to track its progress. Valid entries for this field are found in the BellSouth Pending Order Status Job Aid located on the World Wide Web at :

http://www.interconnection.bellsouth.com/markets/lec/oss_info.html

Usage:

This information is obtained from the service order and populated in the status code field on the 855/865 of a FOC, CN, POS, Jeopardy, or Clarification.

For REQ TYP B & C (NPT = D) this field is from the service order and populated in the status code field on the 855/865 of a CN, POS, or Jeopardy.

Data Characteristics: 2 alpha/numeric characters

12.3.1.43 STATUS-MSG

This field provides the English language translation of the SOCS status code obtained from the service order. Valid entries for this field are found in the BellSouth Pending Order Status Job Aid located on the World Wide Web at :

http://www.interconnection.bellsouth.com/markets/lec/oss_info.html

Usage:

This information is obtained from the service order and populated in the status message field on the 855/865 of a FOC, CN, POS, Jeopardy, or Clarification.

For REQTYP B & C (NPT = D) this field is from the service order and populated in the status message field on the 855/865 of a CN, POS, or Jeopardy.

Data Characteristics: 100 alpha/numeric characters

12.3.1.44 RELAY RACK - Relay Rack

This field identifies the customer's bay/cabinet in a collocation arrangement and may also include the floor and aisle where the specific piece of equipment is located.

Usage:

The RELAY RACK can be associated with any detail record with a different REFNUM. This information is obtained from the RELAY RACK field from an incoming LSR detail record and populated in the RELAY RACK field on the 855/865 for a FOC, CN, Clarification or Reject.

Data Characteristics: Up to 10 alpha/numeric characters

12.3.1.45 CHAN/PAIR - Channel Pair

This field identifies the specific channel or pair within the provider's cable to be used for connection in a collocation arrangement.

Usage:

The CHAN/PAIR can be associated with any detail record with a different REFNUM. This information is obtained from the CHAN/PAIR field from an incoming LSR detail record and populated in the CHAN/PAIR field on the 855/865 for a FOC, CN, POS, Jeopardy, Clarification or Reject.

Data Characteristics: Up to 5 alpha/numeric characters

12.3.1.46 REMARKS - Remarks

This field identifies a free flowing field which can be used to expand upon and clarify other data on this order.

Usage:

This information is obtained from the REMARKS on the service order.

Data Characteristics: Up to 240 alpha/numeric characters

13. Complex Services

13.1 Description

Complex Services with TCIF 7 rules:

1. BellSouth® Basic Rate ISDN (BRI)
2. BellSouth® SynchroNet® Service Business Requirements For Electronic Ordering Criteria/REQTYP E - BellSouth® SynchroNet® Resale Service
3. Bellsouth® PBX Service.

13.1.1 BellSouth® Basic Rate ISDN (BRI)

13.1.1.1 BellSouth® Basic Rate ISDN (BRI) Electronic Ordering Instructions

Table L BellSouth® Basic Rate ISDN (BRI) Electronic Ordering Instructions Table

Required	Entries
CCNA	Enter: CLEC's common language IAC code
PON	Enter: Your purchase order number
SC	Enter: "LCSC"
DDD	Enter: MM/DD/CCYY CLEC's desired due date
REQTYP	Enter: "EB"
BCS	Enter: The Basic Class of Service for the service ordered. (i.e. S4B, S4R, etc.)
ACT	Enter: C = change
RTR	Enter: Confirmation
CC	Enter: CLEC's company number
LSO	Enter: The NPA/NXX of the local or alternate serving central office of the customer location or primary location of the end user.
TOS	Enter: "1A"
BAN1	Enter: CLEC's Q account number
D/Sent	Enter: MM/DD/CCYY date the LSR sent by CLEC to BellSouth
INIT	Enter: The CLEC's representative who originated this request

- continued -

**Table L BellSouth® Basic Rate ISDN (BRI) Electronic Ordering Instructions Table
 (continued)**

INIT TEL NO	Enter: The telephone number of the initiator
INIT-FAX NO	Enter: The initiator's fax number.
IMPCON	Enter: CLEC's office responsible for control of installation and completion
IMPCON TEL NO	Enter: Telephone number of the implementation contact
DSGCON	Enter: The CLEC's agent that should be contacted on design/ engineering matters.
DSGCON TEL NO	Enter: The telephone number of the design/engineering contact.
EU NAME	Enter: The name of the end user
EU-STREET 1	Enter: Street address of the end user
EU CITY	Enter: City, village, township, community, etc. of the end user
EU STATE	Enter: The two character postal code for the state of the end user's address
EU ZIP CODE	Enter: The five character zip code or postal code of the end user's location
LCON	Enter: Identifies the local contact name for access.
LCON TEL NO	Enter: Identifies the telephone number of the local contact
LOCBAN	Enter: XXXXXXXXXXXX customer's main ten digit account number
REFNUM	Enter: Uniquely identifies one or more activities (i.e. BRI). The REFNUM values must be assigned consecutively and must be unique throughout the request at TN level, (i.e. 0001, 0002, etc.)
LNA	Enter: C = change identifies the activity at the line level
TN	Enter: XXXXXXXXXXXX ten digit telephone number for this service request
PIC	Enter: The four character pre-subscription indicator code for the carrier the customer has selected for InterLata traffic, valid for LNA of C = change
LPIC	Enter: The four character pre-subscription indicator code for the carrier the customer has selected for IntraLata traffic, valid for LNA of C = change
FPI	Enter: The customer's desired freeze option for the PIC or LPIC, this field is optional.

- continued -

**Table L BellSouth® Basic Rate ISDN (BRI) Electronic Ordering Instructions Table
(continued)**

LNECLSSVC	Enter: The type of BR-ISDN requested (i.e. LQAFX, LQAVX, etc.)
FEATURE ACTIVITY	Enter: C = change
FEATURE	Enter: The feature associated with the BR-ISDN, this may include USOCs or FIDs (i.e. LQTTB, LTBEb, LQTTR, LQGFX, etc.)
FEATURE DETAIL	Enter: Additional information for the type of feature associated with the BR-ISDN. (i.e. PN, MVP CG, CAT, LCC, DSNA, SSP, SPID, ADSR, etc.) Virgules (/) are used as delimiters to separate the different elements of the Feature Detail.
ECCKT	Enter: Identifies the provider's circuit identification. The format should be XX.ISBD.XXXXXX.XX

13.1.2 BellSouth® SynchroNet® Service Business Requirements For Electronic Ordering**Purpose**

The purpose of this document is to define the business rules to allow electronic ordering of BellSouth® SynchroNet® Service.

Business Rules

The following business rules apply for when CLECs are requesting BellSouth® SynchroNet® Service via the electronic ordering system:

Table M BellSouth® SynchroNet® Criteria Table

1	BellSouth® SynchroNet® Service requests will be entered electronically and fall to the LCSC complex group for manual order issuance.
2	Only speeds of 2.4, 4.8, and 9.6 KBPS are allowed. Speeds of 19.2, 56 and 64 Kbps are restricted.
3	Point-to-point and multipoint circuits can be ordered. Multipoint circuits are allowed with up to 4 points or no more than 8 REFNUMs.
4	Each appearance of REFNUM will equate to the number of circuit Ids required for the service.

13.1.2.1 REQ TYP E - BellSouth® SynchroNet® Resale Service

Required Ordering Forms: LSR, EU and Resale

REQ TYP/ACT Combinations

REQTYP E with an ACT A is the only valid combination.

Table N REQTYP E - BellSouth® SynchroNet® Resale Service

Required	Entries
CCNA	Enter: Your company code
PON	Enter: Your purchase order number
SC	Enter: "LCSC"
D/TSENT	Enter: MM/DD/CCYY
DDD	Enter: Desired due date (MM/DD/CCYY)
REQTYP	Enter: "E"
ACT	Enter:"A"
BCS	Enter: "SYZ++". The fourth character valid entries are J=2.4, L=4.8, and N=9.6. The fifth character valid entries are L= Intraexchange or S=Interexchange.
LSO	Enter: The NPA/NXX of the local or alternate central office of the customer location or primary location of the end user.
RTR	Enter: "C"
CC	Enter: The your four character code identifying your company as an Exchange carrier.
TOS	Enter: "1A"
BAN1	Enter: The CABS or CRIS billing account number.
INIT	Enter: The name of the individual who initiated this request.
INIT-TEL NO	Enter: The initiator's telephone number.
INIT-FAX NO	Enter: The initiator's fax number.
IMPCON	Enter: The name of the person responsible for control of installation and completion.
IMPCON TEL NO	Enter: The telephone number of the individual responsible for control of installation and completion.
REMARKS	Enter: Any additional CKL locations. CLEC must indicate CKL2, etc. Circuit will be provisioned in the order that CLKs are provided

- continued -

Table N REQ TYP E - BellSouth® SynchroNet® Resale Service (continued)

EU - NAME	Enter: End User's name
EU-STREET 1	Enter: End User's street address
EU-CITY	Enter: End User's city
EU -STATE	Enter: End User's state
EU - ZIP CODE	Enter: End User's zip code
ACNA	Enter: The common language code of the customer to which the bill is to be rendered. This code is assigned by Telcordia prior to the submission of a local service request. For an occasional who has not and probably will not obtain an ACNA, enter "CUS" in this field.
LNECLS SVC	Enter: "1RSD+". The fifth character valid entries are 2= 2.4, 4= 4.8, and 9= 9.6.
REFNUM	Enter: The number of activities (i.e. trunks, lines). The REFNUM values must be assigned consecutively and must be unique throughout the request at TN level. (i.e. 0001, 0002, etc.)
LNA	Enter: "A"
TN	Enter:"000-000-0000". (Note: With each additional REFNUM, the TN should be incremented by one. (ex.000-000-0001))
ECCKT	Enter: Circuit number (which can be retrieved from ATLAS)
PIC	Enter: "None"
LPIC	Enter: "None"
FA	Enter: "A"=Add
FEATURE	Enter: "2UN++." The fourth and fifth valid entries are 24, 48, and 96.

13.1.3 BellSouth® PBX Service**Table O BellSouth® PBX Service Electronic Ordering Instructions Table**

Required	Entries
CCNA	Enter: CLEC's common language IAC code
PON	Enter: Your purchase order number

**Table O Bellsouth® PBX Service Electronic Ordering Instructions Table
 (continued)**

SC	Enter: "LCSC"
DDD	Enter: MM/DD/CCYY CLEC's desired due date
REQTYP	Enter: "EB"
BCS	Enter: COPXX
ACT	Enter: A, C or D
RTR	Enter: Confirmation
CC	Enter: CLEC's company number
TOS	Enter: "1A"
BAN1	Enter: CLEC's Q account number
D/Sent	Enter: MM/DD/CCYY date the LSR sent by CLEC to BellSouth
INIT	Enter: The CLEC's representative who originated this request
INIT TEL NO	Enter: The telephone number of the initiator
INIT-FAX NO	Enter: The initiator's fax number.
IMPCON	Enter: CLEC's office responsible for control of installation and completion
IMPCON TEL NO	Enter: Telephone number of the implementation contact
End User	
EU NAME	Enter: The name of the end user
EU-STREET 1	Enter: Street address of the end user
EU CITY	Enter: City, village, township, community, etc. of the end user
EU STATE	Enter: The two character postal code for the state of the end user's address
EU ZIP CODE	Enter: The five character zip code or postal code of the end user's location
LCON	Enter: Identifies the local contact name for access.
LCON TEL NO	Enter: Identifies the telephone number of the local contact
LOCBAN	Enter: XXXXXXXXXXXX customer's main ten digit account number
Resale	

- continued -

**Table O Bellsouth® PBX Service Electronic Ordering Instructions Table
(continued)**

REFNUM	Enter: Uniquely identifies one or more activities (i.e. BRI). The REFNUM values must be assigned consecutively and must be unique throughout the request at TN level, (i.e. 0001, 0002, etc.)
LNA	Enter: A, C, or D identifies the activity at the line level.
TN	Enter: XXXXXXXXXXXX ten digit telephone number for this service request
PIC	Enter: The four character pre-subscription indicator code for the carrier the customer has selected for InterLata traffic, valid for LNA of C = change
LPIC	Enter: The four character pre-subscription indicator code for the carrier the customer has selected for IntraLata traffic, valid for LNA of A or C
FPI	Enter: The customer's desired freeze option for the PIC or LPIC, this field is optional.
LNECLSSVC	Enter: The type of trunk requested (i.e. TFC, TFN, TFU, etc.)
FEATURE ACTIVITY	Enter: A, C or D.
FEATURE	Enter: The feature associated with the trunk, this may include USOCs or FIDs (i.e. TJB)
FEATURE DETAIL	Enter: Additional information for the type of feature associated with the trunk. (i.e. /LPS, /GST). Virgules (/) are used as delimiters to separate the different elements of the Feature Detail.

14. Jeopardy

14.1 General

This guide describes the Local Service Request (LSR) Jeopardy requirements. Jeopardies are generated when the Due Date on a service order is missed. When a service order is jeopardized, the CLEC must negotiate a new due date with the end user and then send an 860 to BellSouth to reflect the new due date.

This document provides current definitions used by BellSouth Telecommunications in providing the Jeopardy notification.

14.2 Jeopardy Description

The Jeopardy notification provides the customer with the information required for obtaining a new due date for the provisioning of local service. BellSouth Telecommunications (BST) will use the 855 and 865 EDI Transaction Set to mechanically notify CLECs about due date jeopardies caused by, or related to, subscribers.

The TRAN-SET-PURPOS-CD of the 855/865 FOC will be populated with “21” = jeopardy.

The Jeopardy indicator in LEO will be “J”.

LEO will handle tracking of jeopardies the same as “FOC/CMP” tracking is currently handled.

EXHIBIT LCSC – 5

BellSouth Pre-Ordering and Ordering Overview Guide

BellSouth Pre-Ordering and Ordering Overview Guide

Disclaimer Statement

© BellSouth Telecommunications 2000

This document is intended to reflect, in as accurate a manner as possible, current Pre-Ordering and Ordering Information. BellSouth Telecommunications, Inc., and its subsidiaries, affiliates, officers, directors, and employees are not liable for inaccuracies which may be present in this documentation. Please report discrepancies found to the appropriate Account Team Representative.

Version History / Control

The following is a list of modifications, enhancements, and/or improvements made to this guide. As changes are made to the Pre-Ordering and Ordering information provided in this guide, this document will be updated accordingly.

Section	Date / Issue	Description
All	3/31/00 – Issue 1.0	Initial document release.

Table of Contents

1.0 INTRODUCTION.....	1
1.1 Preface.....	1
1.2 Purpose Statement.....	1
1.3 Audience.....	2
1.4 How to Read this Guide.....	2
1.5 General Assumptions.....	3
2.0 PRE-ORDERING PROCESS.....	5
2.1 Gathering CLEC Customer Information.....	5
2.2 Identifying and Selecting the Right Option for Submission.....	7
2.3 Validating the Information Submitted.....	11
3.0 ORDERING PROCESS.....	13
4.0 ADDITIONAL ORDERING INFORMATION.....	14
4.1 Provisioning Process Overview.....	14
4.2 Available Training.....	14
4.3 Supported Guidelines.....	15
4.4 Universal Service Order Codes (USOCs) and Field Identifiers (FIDs).....	15
4.5 BellSouth Work Aid for Ordering Complex Services.....	16
4.6 Local Number Portability Ordering Guide for CLECs.....	16

1.0 Introduction

1.1 Preface

BellSouth is a Regional Bell Operating Company (RBOC) offering local service to residential and business customers in the southeastern United States. Through manual and highly automated processes, BellSouth offers Competitive Local Exchange Carriers (CLECs) the ability to submit pre-order transactions. Moreover, these same business processes allow the CLEC to submit local service requests for telecommunications services for resale, unbundled network elements (UNEs), and other such services throughout BellSouth's nine-state region.

To help CLECs submit efficient and accurate inquiries and/or orders, BellSouth has developed a variety of electronic interfaces that interact with its operational support systems (OSS). These interfaces provide the CLEC with several options to conduct business with BellSouth in a manner that supports the CLEC's specific business needs.

BellSouth has created the Local Carrier Service Center (LCSC) to process manual pre-order and order transactions. These centers are strategically located within BellSouth's nine-state region to meet the CLECs' needs by efficiently and effectively processing each transaction.

This guide provides a high-level overview of the Pre-Ordering and Ordering processes at BellSouth. It offers the CLEC a basic understanding of the key activities involved with these processes when conducting business with BellSouth.

1.2 Purpose Statement

The purpose of this guide is to provide an instructional Pre-Ordering and Ordering overview for CLECs engaged in offering local telecommunications services through BellSouth Telecommunications, Inc. It also provides the CLEC with a high-level understanding of the current procedures and processes used to acquire products and services from BellSouth. Specifically, this guide provides the following for CLECs:

- An overview of the Pre-Ordering and Ordering business processes. This is intended to provide a map that guides the CLEC through each activity in these processes. It only provides a high-level overview of each process. Where more detailed information is needed, this guide directs the CLEC to other documents, sources, or references it may utilize to obtain more detailed information.
- A list of available options to electronically or manually submit Pre-Order and Order transactions. By listing them, the CLEC can see the array of options available and how each option can support its business.

- A list of more extensive Pre-ordering and Ordering documentation that is available. By providing a general document description and information on where to obtain it, the CLEC is not overwhelmed with unnecessary information. This enables the CLEC to efficiently locate the information needed to submit and receive transactions to and from BellSouth.

1.3 Audience

This guide is written for the CLEC interested in procuring products and services from BellSouth Telecommunications, Inc. Except where necessary, this guide does not differentiate between resale and facility-based CLECs.

1.4 How to Read this Guide

BellSouth developed this document to assist those CLECs unfamiliar with the current business processes used at BellSouth. A recommended approach is that the CLEC initially read this guide from start to finish; however, the guide is structured so that a CLEC may easily access a particular section without having to read a preceding section.

The guide is organized accordingly:

- Introduction
- Pre-Ordering Process
- Ordering Process
- Additional Ordering Information

Introduction

This section provides the CLEC with general document information such as the intended audience, the document purpose, and this section, "How to Read this Guide". BellSouth suggests that the CLEC use this information for reference purposes.

Pre-Order Process

This section provides the CLEC with a step-by-step overview of each activity in the Pre-Order process. It guides the CLEC through each activity explaining the options available in detail. Where more detailed information is needed, such as completing a Letter of Authorization, the CLEC is referred to the appropriate BellSouth documentation and/or Web site. BellSouth suggests that the CLEC use this section to familiarize itself with the Pre-Order process and all the available options.

Order Process

This section provides the CLEC with a step-by-step overview of each activity in the Order process. It guides the CLEC through each activity explaining the options available in detail. Where more detailed information is needed, such as field requirements of a Local Service Request (LSR) Form, the CLEC is referred to the appropriate BellSouth documentation and/or Web site. BellSouth suggests that the CLEC use this section to familiarize itself with the Order process and all the available options.

Additional Ordering Information

This section provides the CLEC with an abundance of information surrounding the Ordering process. Topics include training, provisioning, and other documentation. The CLEC should use this section only as a reference for additional information that reinforces its understanding of the Ordering process.

1.5 General Assumptions

This guide makes several assumptions that are a starting point for the CLEC conducting business with BellSouth. The CLEC must fulfill these stipulations before proceeding any further. Specifically, this guide assumes:

- The CLEC has completed the Start-Up and Account Activation requirements
- The CLEC has a general understanding of the telecommunications industry and the role that BellSouth plays as an incumbent local exchange company

CLEC Start-Up/Account Activation

CLEC Account Activation requirements must be completed prior to submitting a valid service request electronically or manually. Detailed information regarding the Start-Up processes and CLEC Account Activation requirements can be found in the *BellSouth Start-Up Guide*. The CLEC can obtain a copy of this document at:

<http://www.interconnection.bellsouth.com/guides/guides.html>

The list contains some of the general requirements that CLECs must complete prior to submitting a valid service request:

- CLEC has a signed contract to conduct business with BellSouth
- CLEC is familiar with the terms and conditions of its executed agreement with BellSouth or the applicable tariff(s) for the service(s) the CLEC wishes to order
- CLEC has reviewed the *BellSouth Start-Up Guide*
- CLEC has met all of the certification requirements of the regulatory entities, federal and state Public Service/Utility Commissions (PSC/PUC)
- CLEC has provided proof of PSC/PUC Certification
- CLEC has submitted a Credit Application
- CLEC has established a master "Q" billing account with BellSouth
- CLEC has obtained an Operating Company Name (OCN)
- CLEC has submitted a Blanket Letter of Authorization (LOA)
- CLEC has completed and submitted a CLEC Misdirected Call Contact Number Form
- CLEC has advised BellSouth of its decision to participate in the disposition of a Line Information Database (LIDB) contract
- CLEC has established a reciprocal agreement for Customer Name and Address Information
- CLEC providing facility-based services must have an Access Customer Name Abbreviation (ACNA) and a Carrier Identification Code (CIC)

BellSouth/Industry Knowledge

It is important for the CLEC to have a general understanding of the telecommunications industry and to be familiar with but not limited to general terminology, regulatory requirements, and industry guidelines. This basic knowledge is important for interacting with BellSouth and is not BellSouth's responsibility to provide.

In addition, as an incumbent local exchange carrier offering local service to residential and business customers in the southeastern United States, BellSouth is obligated to offer various network elements and services in accordance with the Telecommunications Act of 1996. It is important that CLECs understand BellSouth's role in offering products and services. The CLEC assumes the responsibility to familiarize itself with this Act and any additional rules and regulations sanctioned by the Federal Communications Commission or respective state regulatory agency.

2.0 Pre-Ordering Process

This section highlights those business procedures necessary for CLECs to electronically and/or manually access pre-order data. BellSouth offers the CLEC several options for inquiring about services and features, checking due dates, reserving telephone numbers and performing other Pre-Ordering activities. The information provided by the CLEC can then be used to populate the fields of an LSR. In essence, the Pre-Ordering process is a combination of several activities that together can assist a CLEC in properly completing a service request. These activities are summarized according to the following sub-process levels:

- Gathering CLEC Customer Information
- Identifying and Selecting the Right Option for Submission
- Validating the Information Submitted

These procedures are described in the next few sections in order to provide the CLEC with a map of the available options and general information it needs to conduct business with BellSouth.

2.1 Gathering CLEC Customer Information

Before attempting to submit a service request, a CLEC should be familiar with the information it will need to obtain from its customer. Information such as a customer's address, line and feature functions, and installation dates all should be obtained. The CLEC will need this information from its customer in order to submit a valid pre-order query or service inquiry. The information obtained from these inquiries can later be used to complete an order for local service. To help the CLEC obtain such information, BellSouth has prepared documentation that describes in detail the required, conditional, and optional information requirements for Pre-Order transactions such as address validations, service availability, and others. The specific information requirements are contained in the *BellSouth Pre-Order Business Rules* document. A CLEC can obtain a copy of this document at:

<http://www.interconnection.bellsouth.com/guides/guides.html>

In addition to obtaining information for Pre-Order transactions, a CLEC should also obtain relevant ordering information. As stated before, the Pre-Ordering process is a combination of several activities that can assist a CLEC in properly completing a service request. Therefore, when gathering customer information, a CLEC should ensure it obtains ordering information so that a valid LSR can be submitted manually or electronically. BellSouth has prepared documentation that describes the required, conditional and optional information requirements for electronically and manually submitted order transactions (e.g., loops, ports, port/loop combos, resale). The specific information requirements are contained in the *BellSouth Business Rules for Local Ordering* document (See Supported Guidelines at Section 4.3). A CLEC can obtain a copy of this document at:

<http://www.interconnection.bellsouth.com/guides/guides.html>

2.1.1 Local Service Request Layout

The LSR is required for submitting order transactions to the LCSC. It provides BellSouth with administrative, billing and contact information. The **Administrative Section** contains details pertaining to the service being ordered such as: purchase order number, requisition type, and desired due date. The **Bill Section** provides the CLEC's billing name and address information. The **Contact Section** contains initiator information (i.e., who initiated the request), design contact name (i.e., who to contact for designed services), address and telephone number as well as implementation contact name and telephone number. This request form was designed to provide sufficient information to assist BellSouth in provisioning and billing the service.

In addition to the LSR, the CLEC must also provide an End User Information Form (EU) for each request. This form provides entries for ordering options such as inside wire specifications and disconnect information. The location and access section provides entries for describing end-user locations including entries that may be necessary for gaining access for installation purposes.

Finally, forms have been designed to accommodate ordering conditions specific to a service type and may be required to be completed with an LSR and EU form. These service-specific forms are:

- Resale Service
- DID Resale Service
- Loop Service (Facility-Based)
- Number Portability (Facility-Based)
- Loop Service with Number Portability (Facility-Based)
- Port Service (Facility-Based)
- Directory Service Caption Request
- Directory Listing

As aforementioned, each CLEC should utilize the *BellSouth Business Rules for Local Ordering document* (See Supported Guidelines at Section 4.3) whenever completing these forms. This document will assist the CLEC in identifying the correct form to use and relevant information necessary to accurately complete each form.

2.2 Identifying and Selecting the Right Option for Submission

The CLEC has several options to submit Pre-Order and Order transactions. These options range from submitting transactions through one of BellSouth's electronic interfaces to interacting with BellSouth's customer service center (i.e., the LCSC). The table below visually depicts the functionality features of each option to assist the CLEC in deciding which option best addresses its business needs.

Electronic vs. Manual	Option	Pre-Ordering Functionality	Ordering Activities	Ordering Requisition Type
Electronic	Local Exchange Navigation System (LENS)	<ul style="list-style-type: none"> Reserve Telephone Numbers Validate Addresses Check Feature / Service Availability Check Installation Intervals & Scheduling View Customer Service Record View PIC/LPIC Carriers Reserve Miscellaneous Account Numbers Estimate Due Date 	<ul style="list-style-type: none"> New Installation Conversion As Is Conversion As Specified Change to Existing Accounts Partial Migrations Disconnect Suspend / Restore / Deny 	<ul style="list-style-type: none"> Loop Service* Loop w/INP* Resale (Non-Complex) Directory Listing Network Combinations*
Electronic	RoboTAG™ Software	<ul style="list-style-type: none"> Telephone Number Reservation Address Validation Feature Service/Availability Check Installation Intervals & Scheduling View Customer Service Record Calculate Due Date 	<ul style="list-style-type: none"> All Service Activities 	<ul style="list-style-type: none"> All Service Requisition Types
Electronic	Electronic Data Interchange (EDI)	<ul style="list-style-type: none"> EDI does not offer Pre-Order Functionality. 	<ul style="list-style-type: none"> All Service Activities 	<ul style="list-style-type: none"> All Service Requisition Types
Electronic	Telecommunications Access Gateway (TAG)	<ul style="list-style-type: none"> Reserve Telephone Numbers Validate Addresses Check Feature / Service Availability Check Installation Intervals & Scheduling View Customer Service Record Calculate Due Date 	<ul style="list-style-type: none"> All Service Activities 	<ul style="list-style-type: none"> All Service Requisition Types
Manual	Local Carrier Service Center (LCSC)	<ul style="list-style-type: none"> Reserve Telephone Numbers View Customer Service Records 	<ul style="list-style-type: none"> All Services Activities 	<ul style="list-style-type: none"> All Service Requisition Types

* These Requisition Types will be supported in the Release 6.2 of the Local Exchange Navigation System, which is scheduled for production on 4/15/00.

2.2.1 Electronic Interfaces

For those CLECs submitting transactions electronically, BellSouth has provided four separate options to submit pre-order and order transactions and check the status of their order requests. They include:

- Local Exchange Navigation System (LENS)
- Robust Telecommunications Access Gateway Software (RoboTAG™)
- Electronic Data Interchange (EDI)¹
- Telecommunications Access Gateway (TAG)

Local Exchange Navigation System (LENS)

LENS is an online, interactive, menu-driven system that permits subscribers to perform pre-order inquiry functions and process requests for various products, features, and services currently offered by BellSouth. CLECs can use LENS to either order new (no existing telephone number) or existing service. The CLEC is also able to view firm order confirmations (FOC), completion notices (CN), service order status and LSRs in error. CLECs using LENS can cancel pending orders or change due dates on pending orders that they have placed via LENS. For information about LENS the CLEC should review the *Local Exchange Navigation System (LENS) User Guide* at the Web site address below or contact its Account Team Representative:

<http://www.interconnection.bellsouth.com/guides/guides.html>

BellSouth® Robust Telecommunications Access Gateway (RoboTAG™ Software)

The RoboTAG™ software is an interface to the Telecommunications Access Gateway. CLECs can use the RoboTAG™ software to perform pre-ordering inquiry functions such as address validations and telephone number assignments. CLECs can also submit orders for ports, loops, port/loop combinations, and others using the RoboTAG™ software. In addition, the RoboTAG™ software manages the orders that are submitted to BellSouth and the responses that BellSouth returns to the CLEC. For detailed information about the RoboTAG™ interface the CLEC should contact its Account Team Representative.

Electronic Data Interchange (EDI)

EDI is a computer-to-computer exchange of business documents in a standard format over a communications path. EDI requires the use of industry guidelines that define the format and the data content of the business transaction. This permits properly configured computers to clearly understand the transaction expected and the data necessary to conduct that transaction. Trading partners (i.e., BellSouth and the CLEC) must define the business information and supported standards that are necessary to transact business. This information is then encoded to fit a standard EDI transaction set for data transmission. Currently, BellSouth's EDI gateway only supports specific guidelines applicable to ordering. For more information about these guidelines and the communication requirements, the CLEC should review the *BellSouth EDI Specifications Guide* at the Web site address listed below or contact its Account Team Representative:

<http://www.interconnection.bellsouth.com/guides/guides.html>

¹ As represented in Section 2.2, EDI does not offer any Pre-Order functionality.

Telecommunications Access Gateway (TAG)

TAG is similar to EDI, in that it is a machine-to-machine exchange of business documents in a standard format over a communications path. TAG provides a bi-directional flow of information from a CLEC to BellSouth's OSS and from BellSouth's OSS to the CLEC. In addition, TAG provides both pre-ordering and ordering functionality through the CLEC's own application interface. Again, similar to EDI, TAG supports specific guidelines applicable to pre-ordering and ordering. For more information about these standards and the communications requirements, the CLEC should review the *TAG API Reference Guide* at the Web address listed below or contact its Account Team Representative:

http://www.interconnection.bellsouth.com/markets/lec/oss_info.html

NOTE: This Web site only contains a link to the TAG documentation Web site address, which is password-protected. Only those CLECs requiring access are granted a user ID and password. For more information, a CLEC should contact its Account Team Representative.

2.2.2 Customer Service Centers

Local Carrier Service Center

The Local Carrier Service Center (LCSC) serves as BellSouth's point of contact for manually processing LSRs from CLECs. Once the required Start-Up/Activation process is complete, the CLEC may begin to manually submit valid service requests to the LCSC in accordance with the ordering business rules defined in the *BellSouth Business Rules for Local Ordering* (See Supported Guidelines at Section 4.3). Again, any CLEC can obtain a copy of this document at:

<http://www.interconnection.bellsouth.com/guides/guides.html>

The LCSC is responsible for providing the following services for its customers:

- Delivering authorized customer record information
- Processing service order requests
- Handling billing inquiries and payment arrangements

To contact the LCSC refer to the Web site address listed below:

http://www.interconnection.bellsouth.com/markets/lec/ics_cntr.html

NOTE: To obtain contact information for the Billing Group under the LCSC, see the Web site address listed below:

<http://www.interconnection.bellsouth.com/forms/billing&collections.html>

Interconnection Purchasing Center

The Interconnection Purchasing Center (IPC) serves as BellSouth's point of contact to CLECs for the processing of Access Service Requests (ASRs) for local interconnection trunks. The Local Interconnection Trunking Project Management Group, a part of the IPC, is responsible for the project management of all new CLEC Switches interconnecting with BellSouth's local network. This involves the coordination of several groups including, but not limited, to Circuit Capacity Management, Circuit Provisioning Group, and the Central Office. Once the required Start-Up/Activation process is complete, the CLEC may begin to manually submit valid service requests to the IPC in accordance with the ordering requirements listed in the *Access Service Ordering Guidelines* (ASOG) published by the Alliance for Telecommunications Industry Solutions (ATIS). To obtain a copy of these guidelines, a CLEC can visit the ATIS Web site at:

<http://www.atis.org>

The IPC is responsible for providing the following services to its customers:

- Processing Access Service Requests for local interconnection trunks
- Summarizing the Percent Local Usage report for the CLECs to calculate their invoices to BellSouth
- Verify charges for traffic terminating from BellSouth subscribers to CLEC subscribers
- Contacting the CLEC for invoice/billing disputes between BellSouth and the CLEC

To contact the IPC refer to the Web site address listed below:

http://www.interconnection.bellsouth.com/markets/lec/ics_cntr.html

Equal Access Service Center

The Equal Access Service Center (EASC) is a regional service center responsible for addressing Equal Access issues. CLEC end-users should report unauthorized PIC changes to the preferred CLEC. The preferred CLEC should contact the EASC for resolution. The EASC will correct the Predesignated Interexchange Carrier (PIC) or Local Tolls Predesignated Interexchange Carrier (LPIC) and apply charges and/or credits associated with the PIC/LPIC change charge as appropriate.

To contact the EASC refer to the Web site address listed below:

http://www.interconnection.bellsouth.com/markets/lec/ics_cntr.html

NOTE: CLECs must contact the EASC on behalf of the end-user. The EASC will not accept calls directly from an end-user.

BellSouth Advertising and Publishing Company

The BellSouth Advertising and Publishing Company (BAPCO) is responsible for all directories and directory listing information and publishing.

BAPCO is responsible for providing the following services to its customers:

- Serves as the primary liaison for contracting for directory listings with BellSouth
- Processes order requests for directory listings
- Provides support to CLECs to correctly complete the Directory Listing Request
- Provides Directory Review Listing report four to six weeks prior to publication for CLEC accuracy review upon request

To contact the BAPCO refer to the Web site address listed below:

http://www.interconnection.bellsouth.com/markets/lec/ics_cntr.html

NOTE: A CLEC desiring to have specific company information included in the Customer Guide Pages of the BellSouth printed directories should first contract with BAPCO and then complete and mail a BAPCO Directory form.

2.3 Validating the Information Submitted

Data validation is performed to ensure that there is complete and accurate information provided by the CLEC on the LSR. This involves five key activities:

- Address Validation
- Telephone Number Reservation
- Feature/Service Availability
- Installation Intervals and Scheduling
- Customer Record Information

Address Validation: This activity is performed to validate a customer provided a correct address.

Telephone Number Reservation: This activity is performed to select and reserve a telephone number.

NOTE: Some CLEC customer locations are served by multiple switches that may support different types of services. It is the CLEC's responsibility to understand which switch types support which services when assigning a telephone number. At times, it may be necessary for BellSouth to introduce a "switch freeze" while it replaces or repairs the switch. When this happens, telephone number reservations in the affected BellSouth area will be preempted.

Feature/Service Availability: This activity is performed to confirm if a feature/service is available on a particular central office switch.

Installation Intervals & Scheduling: This activity is performed to assign a target installation interval and service dates.

Customer Service Record Information: This activity is performed to reference records for a CLEC's own customers and existing BellSouth customers.

As discussed previously, BellSouth offers various options to interact with its operational support systems. If a CLEC is using one of the BellSouth provided electronic interfaces (e.g., LENS, RoboTAG™ Software), data validation is a function of the interface. For CLEC-developed interfaces (e.g., TAG, EDI), the CLEC is responsible for designing the interface with the CLEC's desired level of data validation functionality. For those CLECs who do not utilize one of BellSouth's electronic interfaces, the LCSC does offer limited Pre-Order validation (e.g., View Customer Service Records, Reserve Telephone Numbers). In addition, as part of the ordering process, the LCSC will perform the data validation.

3.0 Ordering Process

The Ordering process defines how a CLEC submits orders for products and services offered by BellSouth. The process begins when an LSR is transmitted by the CLEC via an electronic interface or manually to the LCSC. The Ordering process validates the LSR data, checks the data for errors, and generates a service order. In some instances, the LSR may be returned to the CLEC because the information provided by the CLEC is invalid or incomplete. The CLEC may need to provide additional information or clarify some of the information already provided before the LSR is validated. Once the LSR is validated, BellSouth issues an FOC to the CLEC. This completes the ordering process and prompts provisioning of the service.

Similar to the Pre-Ordering process, the Ordering process can be logically broken down into three key activities:

- Order Process Submission
- Order Process Validation/Clarification
- Order Process Confirmation

Order Process Submission: This activity involves completing an electronic or manual LSR and submitting it electronically to BellSouth's OSS or manually to BellSouth's LCSC.

Order Process Validation/Clarification: This activity involves the return of an LSR to the CLEC for explanation of information provided in the LSR. BellSouth will return any LSR to the CLEC when incomplete, incorrect, or conflicting information is present on the LSR. Incomplete, incorrect or conflicting information can result in BellSouth's inability to issue the order(s) as requested on the LSR. All clarifications will be returned to the requesting CLEC whereby the CLEC has 10 business days to respond to the request by submitting a supplemental LSR. The LSR will be cancelled after 11 business days if no response is received. A new LSR must be submitted after BellSouth cancels the service request.

Order Process Confirmation: This activity involves the return of an FOC to the CLEC after validating the LSR. Specifically, order confirmation occurs when the service request becomes a service order and is recorded in BellSouth's OSS as ready for provisioning.

NOTE: The detailed procedures within the above activities may differ depending on whether the requested service/product being ordered is Simple, Complex, or an Unbundled Network Element (UNE). For more information a CLEC may contact its Account Team Representative.

NOTE: BellSouth should be notified as soon as possible of any service request changes or cancellations. Early notification will allow adequate time to process the change and notify all affected BellSouth internal departments. This will ensure that the order properly reflects all requested service and appropriate billing information.

4.0 Additional Ordering Information

4.1 Provisioning Process Overview

The Provisioning process includes all of the activities necessary to fulfill a CLEC order for telecommunications service. Activities may involve assigning facilities, updating translations in software, designing circuits, issuing technician work orders, testing facilities and equipment, and activating the product or service. The various activities of Provisioning are determined by factors such as the type of service (Designed or Non-Designed), features requested, and number of new connects. The complexity of the service ordered may dictate additional activities to ensure accurate provisioning of the order.

As described above, there are several activities in the Provisioning process, and for the most part, these activities are conducted exclusively by BellSouth with little interaction from the CLEC. Nonetheless, BellSouth has provided the CLEC with the CLEC Service Order Tracking Systems (CSOTS). CSOTS is an online status tracking system that enables the CLEC to view submitted service orders, determine order status, and track service orders through the Provisioning process. In other words, it facilitates the CLEC's ability to track the status of their end-user's order. For more information on this system, a CLEC should review the *CLEC Service Order Tracking System User Guide* at the Web site address listed below or contact the appropriate Account Team Representative:

<http://www.interconnection.bellsouth.com/guides/guides.html>

In addition to CSOTS, BellSouth offers the CLEC the Pending Facilities (PF) Report. This report is compiled daily and provides a snapshot of the CLEC's orders in PF status. It supplies the CLEC with information such as the telephone number, listed name, and facilities needed on a particular order. In addition the CLEC can obtain the Estimated Completion Date/Estimated Service Date (ECD/ESD). For more information on this report, a CLEC should contact its Account Team Representative.

NOTE: The BellSouth service technician will provide notification to the CLEC when an appointment is missed for end user reasons. The CLEC should issue a supplement with a new desired due date, and forward to the LCSC. The original service order (PON) will be cancelled if a new desired due date is not provided within 14 calendar days.

NOTE: If it is determined on the due date that the service due date commitment can not be met, the CLEC will be notified by a telephone call from the appropriate BellSouth personnel.

4.2 Available Training

BellSouth offers several training courses to help each CLEC in conducting business effectively and efficiently with BellSouth. The classes are designed to promote the CLEC's understanding of the CLEC/BellSouth relationship and the procedures and services involved. The curriculum includes courses on BellSouth Products and Services, Ordering Procedures, and more. For more

information on training, a CLEC should review the Web site address listed below or contact its Account Team Representative:

<http://www.interconnection.bellsouth.com/training/announce.html>

4.3 Supported Guidelines

The predominant standards setting body in the Telecommunications industry is the ATIS. This organization is comprised of several committees that issue guidelines for electronic data interchange (EDI), ordering, provisioning, billing, etc. These guidelines are intended to enhance the efficiency and effectiveness of the interaction between business partners (e.g., BellSouth and the CLEC) in the Telecommunications industry. It is important to note that these guidelines are just 'guidelines' and in some situations BellSouth may not implement a particular portion of the guideline because it is inconsistent with BellSouth's business needs. For this reason, it is important for each CLEC to work closely with BellSouth when interacting electronically or manually with BellSouth.

Currently, BellSouth supports Issues 7 and 9 of the Telecommunications Industry Forum (TCIF) Guidelines dated December 1999.

In addition, BellSouth supports or will be supporting the Local Service Ordering Guidelines (LSOG) Issue 2 and 4 released by the Ordering and Billing Forum (OBF). These guidelines govern the format for ordering local service. LSOG Issue 2 will only be supported through September 2, 2000; however, beginning May 1, 2000, BellSouth will support LSOG Issue 4. For more information on these guidelines, a CLEC may review the ATIS Web site at the Web site address listed below or contact its Account Team Representative:

<http://www.atis.org/home.htm>

4.4 Universal Service Order Codes (USOCs) and Field Identifiers (FIDs)

BellSouth has posted information, on the Internet, mapping USOCs to particular services. CLECs can access the USOC Manuals directly from the Web site. The USOC Manuals are in two formats, service category and USOC alphanumeric codes. The Web site for the CLEC USOC Manuals is:

<http://www.interconnection.bellsouth.com/guides/guides.html>

4.5 BellSouth Work Aid for Ordering Complex Services

Complex services are typically highly complex products that require customized handling or processing when ordering. To assist the CLEC in ordering these products, BellSouth has developed the *BellSouth Work Aid for Ordering Complex Services*. This work aid provides forms and line by line instructions for requesting BellSouth complex products and services. For information about this work aid, the CLEC should review the document located at the Web site address below or contact its Account Team Representative:

<http://www.interconnection.bellsouth.com/guides/guides.html>

4.6 Local Number Portability Ordering Guide for CLECs

Local Number Portability (LNP) allows an end-user to keep his/her current telephone number(s) if he/she chooses to switch from their current Local Service Provider to another. To assist each CLEC with ordering LNP, BellSouth has developed the *Local Number Portability Ordering Guide for CLECs*. This guide is intended to increase the CLEC's understanding of the LNP Order process at BellSouth, to provide guidelines for LSR completion, and to offer information on critical success factors for LSR submission. It is not a replacement for the *BellSouth Business Rules for Local Ordering*. The CLEC can obtain a copy of this document at the Web site address listed below:

<http://www.interconnection.bellsouth.com/guides/guides.html>

Pre-ordering

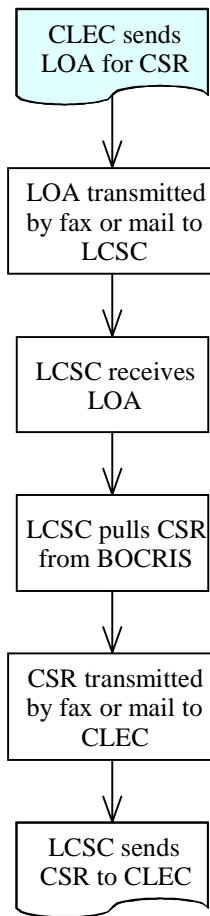


EXHIBIT LCSC – 7

BellSouth Products and Services Interval Guide

BellSouth Products & Services Interval Guide – 4B

Network & Carrier Services

Copyright

July, 1998 - February, 2001

© BellSouth Telecommunications

Contents

Subject	Page
Introduction	v
Purpose	v
Version Information	xiv
1. Alphabetical Product Index	1
1.1 Alphabetical Product Index	1
2. Complex Resale and Switched Combination Services	5
2.1 Complex Resale Interval Table (REQTYPs E, N, P)	5
2.2 Complex Resale Interval Table (REQTYPs E, N, P) (ACT W)	12
2.3 Complex Switched Combination Interval Table (REQTYP M) (ACT N, V, C)	16
3. Non-Complex (Residence, Business, Coin) Resale	19
3.1 ACT of W (Switch As Is)	19
3.2 ACT of C, P, Q, V (Line Feature Changes Only)	20
3.3 ACT of C, P, Q, V (New Line Additions) and ACT of N, T	22
3.4 ACT of D, S, B, L, Y	25
4. Non-Complex (Residence, Business, Coin) Switched Combinations	29
4.1 Non-Complex (Residence, Business, Coin) Switched Combinations	29
5. Unbundled Network Elements	31
5.1 Unbundled Network Elements	31
5.2 Collocation Intervals	38
6. Number Portability	55
6.1 Local Number Portability	55
6.2 Interim Number Portability	58
7. Directory Listings Standard Interval Table	59
7.1 Directory Listings Standard Interval Table	59
8. Non-Basic Inside Wire	61
8.1 Non-Basic Inside Wire	61

Introduction

Purpose

This guide's purpose is to enable the reader to calculate due dates and Local Service Request (LSR) processing dates. Using the guide, CLECs, the LCSCs, Customer Support Managers and Account Teams should have a uniform understanding of the dates and intervals that pertain to each BellSouth product offering. As a result, CLECs should be able to commit to their end-users due dates that are consistent with those that the LCSCs will derive for the same product or service.

There are several new features in this edition of the interval guide. First, in each section, there is a set of assumptions that detail how the LSR processing and due date calculations were set for that section. Secondly, there is added reference to products by Account Level Activity (ACT). In addition, for clarity, some products also have Requisition Type (REQTYP) references. Another new feature is that the guide includes products associated with FCC 319. A separate section has been created for Non-Complex (Residence, Business Coin) Switched Combinations.

As previously mentioned, this guide's aim is to deliver a consistent understanding of due dates and targeted LSR processing intervals. The definition of key terms - standard interval and targeted LSR processing interval – are consistent throughout. Within each section, there is consistent treatment of products that can be ordered electronically and flow through, just as there is consistent treatment of products that involve electronic fallout, and those products that are ordered manually.

This guide introduces a method of calculating due dates for certain Non-Complex and UNE products that is a departure from what has been used before. For these products, an LSR received in the Atlanta LCSC before 10:00 a.m. Eastern time or to the Birmingham LCSC before 10:00 a.m. Central time will have a targeted LSR processing of that same business day. The due date for the product or service will be the standard interval.

For these products, LSRs received in either center after 10:00 a.m. local time will be processed by the following business day. The due date will be the standard interval plus one day.

As an example, please refer to the Non-Complex Resale section. On Monday, January 15, 2001, a CLEC submits an LSR to "switch as is" (ACT of W) 10 residential local exchange lines. The LSR is received before 10:00 a.m. local time. The LSR will be targeted for processing the same business day, January 15. The due date also will be January 15, the standard interval.

If that same request is received in the center after 10:00 a.m. local time on January 15, 2001, the LSR will be processed by January 16 and, in this case, the due date also will be January 16.

For a further example, please see the Unbundled Network Element section. On Monday, January 15, 2001, a CLEC submits an LSR for 2 four-wire analog voice grade loops. The LSR is received before 10:00 a.m. local time. The LSR will be targeted for processing that day, January 15. The due date will be January 22, the standard interval, in this case five business days.

If that same LSR is received after 10:00 a.m. local time on January 15, 2001, the LSR will be processed by January 16. The due date will be January 23.

This method allows for uniform calculation of targeted LSR processing dates and due dates. It is used in this guide for all Non-Complex products and many UNE products.

Calculations for the remaining UNE products, all Complex products, Directory Services, and Non-Basic Inside Wire use the assumptions and tables in their specific sections.

Please refer to the Complex Resale section, and follow this example on how to use the tables in calculating a targeted LSR processing date and due date for a complex product.

On January 15, 2001, a CLEC submits an LSR requesting the installation of two new ISDN-PRI circuits. The * symbol indicates that the product requires a service inquiry. The Targeted LSR Processing Interval column shows the number of days necessary for that service inquiry plus the number of days necessary to write the service order. In this example, that is a total of ten business days. The LSR was received on January 15; the service inquiry should be completed and the LSR processed by January 29 - ten business days.

The Standard Interval column shows the number of days necessary to provision a product. In our example, it is 15 business days. To calculate the due date for the two PRI circuits in our example, it is necessary to add the days in the Targeted LSR Processing Interval column to those in the Standard Interval column. 10 business days + 15 business days = 25 business days. Thus, for our LSR received on January 15, service would be provided on February 19, 25 business days.

All of the dates and intervals discussed in this guide may be used for general planning purposes or for placing firm service order requests. Throughout the guide, date and interval calculations assume error-free service requests from CLECs and normal working conditions within BellSouth. In every case, BellSouth will make its best effort to adhere to targeted dates and intervals. Due dates are provided through the Firm Order Confirmation process for each order.

BellSouth is committed to returning Firm Order Confirmations (FOCs) within the timeframes prescribed by each Public Service Commission with jurisdiction in our serving area.

One further note, the guide is applicable for both TCIF 7 and 9. However, in discussing Account Level Activity, its language defaults toward TCIF 9. The following chart converts TCIF 7 ACT Types to corresponding ACT Types of TCIF 9, and should let the reader know where in the guide TCIF 7 ACT Types are discussed:

Table A Account Level Activity

TCIF 7	TCIF 9
A	N
M	C

Table A Account Level Activity (continued)

SS (seasonal suspend)	S (partial) L (full)
SS (deny)	Y
RS (restore)	S (partial) B (full)

Table B Summary of Changes

Chapter	Description
Date/Issue February , 2001 / 4B	
Introduction	Updated introduction to reference new section, Non-Complex (Residence, Business, Coin) Switched Combinations. Removed references to sections added in 4A update. Removed references to page numbers in text of introduction.
Non-Complex (Residence, Business, Coin) Resale & NonComplex (Residence, Business, Coin) Switched Combinations	Separated this section into two sections: Non-Complex (Residence, Business, Coin) Resale Non-Complex (Residence, Business, Coin) Switched Combinations
Date/Issue January, 2001 / 4A	
Introduction	Added last two paragraphs and table.
1. Entire document	Changed FOC Interval to LSR Processing Interval.
2. Entire document	Change Firm Order Confirmation (FOC) to Local Service Request (LSR).
3. Unbundled Network Elements	Added targeted to (a) and (b) of Assumption 5.
4. UNE Interval Table	Updated DS1 Loop quantity and intervals. Add quantity 15+.
	Changed Targeted FOC Interval for Local Loop DS1 under Non Channelized Transport.
	Added asterisk to DS3 EELs under Enhanced Extended Links (EELs).
	Added asterisk to DS3 under Non Switch Combinations.

- continued -

Table B Summary of Changes (continued)

Chapter	Description
5. Local Number Portability	Added targeted to (a) and (b) of Assumption 5.
Date/Issue December, 2000 / 3b	
Introduction	Completely updated.
1. Alphabetical Product Index	Revised to reflect products that were added and deleted.
2. Complex Resale and Switched Combination Services	Chapter heading changed from Complex Resale Services to Complex Resale and Switched Combination Services
	Section 2.1 changed from Complex Resale Services to Complex Resale Interval Table (REQTYPs E, N, P) (ACT N, T, C, P, Q, V).
	New Section 2.2 - Complex Resale Interval Table (REQTYPs E, N P) (ACT W).
	New Section 2.3 - Complex Switched Combination Interval Table (REQTYP M) (ACT N, V, C).
	Changed Terms and Definitions table to reflect removal of FOC Interval Switch-As-Is and Targeted Service Interval Switch-As-Is. Changed FOC Interval to Targeted FOC Interval. Changed Targeted Standard Interval to Standard Interval. Revised definitions of Standard Interval and Targeted FOC Interval.
	Added Assumptions.
	Added Due Date Calculation information.
	Divided Complex Resale Services Interval Table into two tables, to include intervals for ACT TYPES N, T, C, P, Q, V, and ACT TYPE W, without changes. Removed Targeted Service Interval Switch-As-Is and FOC Interval Switch-As-Is.
	Removed notes 1, 4 and 5 and included in Assumptions.
	Changed name of Simple Resale Services chapter to NonComplex (Residence, Business, Coin) Resale & NonComplex (Residence, Business, Coin) Switched Combinations

- continued -

Table B Summary of Changes (continued)

Chapter	Description
3. NonComplex (Residence, Business, Coin) Resale & NonComplex (Residence, Business, Coin) Switched Combinations	Changed section name from Simple Resale Services to ACT of W (Switch As Is).
	Revised Terms and Definitions table. Deleted Targeted Service Interval-Switch-As-Is and Targeted Service Interval For Retail/Resale New or Existing Account, and Resale Switch With Changes. Added Standard Interval. Revised definitions of Product and Quantity.
	Added Assumptions.
	Removed Simple Resale Services Interval Table and broke out into tables for sections listed below.
	ACT of W (Switch As Is).
	ACT of C, P, Q, V (Line Feature Changes Only).
	Act of C, P, Q, V (New Line Additions) and ACT of N, T.
	ACT of S, B, L, Y.
	Added Terms and Definitions table, FOC Calculation table and DDD Calculation table to each section.
4. Unbundled Network Elements	Updated Terms and Definitions table. Changed Targeted Service Interval to Standard Interval. Updated definition of Standard Interval.
	Added Assumptions.
	Added DDD Calculation.
UNE Interval Table	Changed Targeted Service Interval to Standard Interval and changed FOC Interval to Targeted FOC Interval..
	Updated Standard Interval and FOC Interval for 2 Wire analog voice grade loop non-designed (SL1), quantity 1-5. Changed Standard Interval for quantity 6-14.
	Updated Standard Interval and FOC Interval for 2 Wire analog voice grade loop designed (SL2), quantity 1-5. Changed Standard Interval for quantity 6-14.
	Updated FOC Interval for 4 Wire analog voice grade loop, quantity 1-5.

- continued -

Table B Summary of Changes (continued)

Chapter	Description
	Changed quantity from 1-7 to 1-5 and 8-14 to 6-14 for 2 Wire ISDN digital loop.
	Removed 4 Wire DS1 & PRI digital loop.
	Added Unbundled Digital Channel (UDC).
	Changed product name of 4 Wire 56 or 64 Kbps digital loop to 4 Wire 2.4, 4.8, 9.6, 19.2, 56 or 64 kbps digital loop. Changed Standard Interval and FOC Interval for quantity 1-5; changed Standard interval for quantity 6-14.
	Added new products: DS1 Loop, Dark Fiber, and Line Sharing.
	Updated Standard Interval for ADSL-2 Wire asymmetrical digital subscriber line loop*. Changed Standard Interval for quantity 1-5. Changed quantity of 6-13 to 6-14 and changed Standard Interval and FOC Interval. Changed quantity of 14+ to 15+.
	Updated Standard Interval and FOC Interval for HDSL-2 Wire & 4-Wire high bit rate digital subscriber line loop, quantity 1-5. Changed quantity 6-13 to 6-14 and changed Standard Interval and FOC Interval. Changed 14+ to 15+.
	Updated Standard Interval and FOC Interval for Unbundled Copper Loop, quantity 1-5. Changed quantity 6-13 to 6-14 and updated Standard Interval and FOC Interval. Changed 14+ to 15+ .
	Updated Standard Interval and FOC Interval for Unbundled Loop Concentration (ULC) System.
	Removed ULC Loop Interfaces.
	Removed Note 3 from Unbundled Sub-loop Distribution.
	Removed Note 3 and changed text on Unbundled Sub-loop -INC.
	Updated quantity of 1-14 to 1-5, 6-10, and 11+ for NID to NID cross connect. Deleted quantity of 15+. Updated Standard Intervals and FOC Intervals.
	Updated quantity of 1-14 to 1-5, 6-10, and 11+ for NID. Deleted quantity of 15+. Updated Standard Intervals and FOC Intervals.

- continued -

Table B Summary of Changes (continued)

Chapter	Description
	Added Non Channelized Transport section to table.
	Added Channelized Transport section to table.
	Added Unbundled Local Switching (Port) section to table.
	Added Enhanced Extended Links (EELs) section to table.
	Added Non Switch Combinations section to table.
	Deleted Interoffice Transport section.
	Deleted Unbundled Local Switching section.
	Open AIN (OAIN) products- Added "calendar" to number of day intervals.
	CCS7 Signaling Transport Service products - Added "business" to number of day intervals.
	On O/S and D/A UNEs products - Added "calendar" to number of day intervals.
	On Customized Call Routing (selective routing-LCC) products - Added "calendar" to number of day intervals.
	On Unbundled Access to OSS products -Added "calendar" to number of day intervals.
	On Access to Databases products - Added "calendar" to number of day intervals.
4.2 Collocation Intervals	Deleted notes.
5. Local Number Portability	Added new section, Collocation Intervals tables for each state (Alabama, Florida, Georgia, Kentucky, Louisiana, Mississippi, North Carolina, South Carolina, and Tennessee). Added Collocation Intervals table for the FCC.
	Updated Terms and Definitions table. Targeted Service Interval to Standard Interval and updated definition.
	Updated product definition.
	Added Assumptions.
	Added DDD Calculation.
	Changed title on table from Targeted Service interval to Standard Interval and FOC Interval to Targeted FOC Interval.

- continued -

Table B Summary of Changes (continued)

Chapter	Description
	For all Standard and Targeted FOC Intervals, added "business" to number of days.
	Under Full Migration, updated Standard Interval and FOC Interval on Simple Resale/Retail Services, quantity 1-50 numbers.
	Under Full Migration, updated Standard Interval and FOC Interval on Centrex/Multiserv, quantity 1-50 numbers.
	Under Full Migration, removed LNP porting of number(s) only.
	Under Full Migration, updated Standard Interval and FOC Interval on ISDN BRI, quantity 1-50 numbers. Removed Non-designed and Designed distinctions.
	Under Full Migration, updated Standard Interval and FOC Interval on ISDN PRI, quantity 1-50 numbers. Removed Non-designed and Designed distinctions.
	Under Full Migration, updated Standard Interval and FOC Interval on Complete initial block of 20 numbers, quantity 1 block.
	Under Full Migration, updated Standard Interval and FOC Interval on Complete initial block of 20 numbers PLUS one additional block of 20 numbers, quantity 2 blocks.
	Under Partial Migration, updated Standard Interval and FOC Interval on Simple Resale/Retail Services, quantity 1-50 numbers.
	Under Partial Migration, removed LNP porting of number(s) only.
	Under Partial Migration, updated Standard Interval and FOC Interval on Centrex/MultiServ, quantity 1-50 numbers.
	Under Partial Migration, updated Standard Interval and FOC Interval on ISDN BRI, quantity 1-50 numbers. Removed Non designed and Designed distinctions.
	Under Partial Migration, updated Standard Interval and FOC Interval on ISDN PRI, quantity 1-50 numbers. Removed Non designed and Designed distinctions.

- continued -

Table B Summary of Changes (continued)

Chapter	Description
	Removed Notes.
5.2. Interim Number Portability Table	Changed Targeted Service Interval to Standard Interval and FOC Interval to Targeted FOC Interval.
	Added "business" to Standard Interval and Targeted FOC Interval for number of days.
	Added non complex and complex distinctions to RCF - Remote call forwarding.
	Updated Standard Interval and FOC Interval on RCF-Remote call forwarding, quantity 1-25 numbers, non complex.
	Added new product, RCF-Remote call forwarding, 1-25 numbers, complex.
	Updated Standard Interval and FOC Interval on RCF-Remote call forwarding, quantity 26-50 numbers.
	Updated Standard Interval and FOC Interval on DID-Direct Inward Dial-Initial request-trunk group to be established.
	Updated Standard Interval and FOC Interval on DID-Direct Inward Dial Subsequent request -trunk group in place, quantity 1-100 numbers.
6. Directory Listings Standard Interval Table	Added new section.
7. Non-Basic Inside Wire	Added new section.

Version Information

Table C Revision History

Date/Issue	Chapter	Description
July, 2000 / 3a	Introduction Section	Added URL addresses which reference the BellSouth Ordering Guide and the On-Line Customer Guides pages found on the World Wide Web.
July, 2000 / 3a	Simple Resale Services Interval Table	Added the word "days" to the Local Exchange Line (Flat/Message/Measured) Residence and Local Exchange Line (Flat/Message/Measured) Business rows in the Targeted Service Interval for Retail/Resale New or Existing Account and Resale Switch with Changes Column .
July, 2000 / 3a	Simple Resale Services Interval Table	Added a note at the bottom of the Simple Resale Services Interval Table to explain terms of Dispatch and No Dispatch.
July, 2000 / 3a	UNE Interval Table	Updated the interval for 2 Wire ISDN Digital Loop, Quantity 1-7.
July, 2000 / 3a	UNE Interval Table	Modified Physical Collocation-Central Office and Virtual Collocation-Central Office to include new Florida rules
July, 2000 / 3a	UNE Interval Table	Modified Physical Collocation-Central Office and Virtual Collocation-Central Office to include new intervals for 1-5 applications.

1. Alphabetical Product Index

1.1 Alphabetical Product Index

BellSouth product list sorted alphabetically with links to the appropriate interval table. Simply double click on the product to hyperlink to the correct table. (Link works only if on-line navigation method selected from On-line CLEC Customer Guides page. If you choose to download guides for easy viewing and printing links will not work).

- AccuPulse®
- ADSL 2 wire asymmetrical digital subscriber line loop
- Analog Data Services
- Call Waiting Deluxe
- Caller ID
- CCS7 Signaling Transport Service
- BellSouth Centrex
- Collocation
- Customized Call Routing
- Dark Fiber Transport
- Dedicated Transport
 - Interoffice DS0
 - Interoffice DS1
 - Interoffice DS3/STS1
 - Interoffice 2 wire voice grade
 - Interoffice 4 wire voice grade
 - Local Channel DS1
 - Local Channel DS3/STS1
- Directory Listings
- Direct Access to DA Service
- Direct Inward Dial (DID)
 - Interim Number Portability
 - Local Number Portability Number Blocks
 - Trunk Lines
- Directory Assistance
 - Call Completion
 - –
- E-911/SALI

- Enhanced Caller ID
- ESSX additions
- FlexServ®
- Foreign Central Office (FCO)
- Foreign Exchange (FX)
- Frame Relay
- HDSL 2 wire & 4 wire high bit rate digital subscriber line loop
- Integrated Package
- Interim Number Portability
- ISDN
 - BRI
 - PRI
 - Local Number Portability
 - BRI
 - PRI
 - 2 wire digital line side port
 - 4 wire digital line side port
- LightGate®
- Line Features for Local Exchange Lines
- Local Exchange Line
 - Residence
 - Business
 - - Coin
- Local Number Portability
- MegaLink®
 - Channelized
 - Non-channelized
- MegaLink Plus®
- MemoryCall®
- MultiServ®/MultiServ Plus®
- Network Interface Device (NID)
 - NID
 - NID to NID cross connect
- Network Terminating Wire
- NMLI (Native Mode LAN Interconnection Service)
- Number Portability

- •Non-Basic Inside Wire
- Off Premises Stations (OPS/OPX)
- Physical Collocation
- Private Branch Exchange (PBX)
- Remote Call Forwarding
 - For Interim Number Portability
 - For Local Exchange Line
- RingMaster®
- RIPH-Route Index Hubbing
- SmartPath®
- SmartRing®
- Sub Loops (outside plant)
 - Loop-INC
 - Loop Distribution
- Switched Combination
 - Residence
 - Business
 - Coin
 - DDITS
 - ISDN-PRI
 - ISDN-BRI
 - DID
 - PBX
- SynchroNet®
- Tie Lines
- ULC Loop Interfaces
- Unbundled
 - Access to OSS
 - Copper Loop
 - Local Switching (Port)
 - Loop Concentration (ULC) System
 - 2 Wire Analog Voice Grade Designed Loop
 - -2 Wire Analog Voice Grade Non-Designed Loop
 - -2 Wire ISDN Digital Loop
 - -4 Wire 56 or 64 Kbps Digital Loop
 - -4 Wire Analog Voice Grade Loop

- -DS1 Digital Loop
- Network Terminating Wire
- Sub-loop-INC
- Sub-loop Distribution
- Virtual Collocation
- WATS

2. Complex Resale and Switched Combination Services

2.1 Complex Resale Interval Table (REQTYPs E, N, P)

Terms and Definitions

Term	Definition
Product	BellSouth Product.
Quantity	Number of lines, trunks, circuits, or points requested.
Standard Interval	Number of days required for provisioning the requested service. This is the number of days from the time the service is entered in the service order processing system until the order is completed.
Targeted LSR Processing Interval	The number of days from receipt of request to processing Local Service Request (LSR).

Assumptions

1. On all LSRs submitted manually and electronically, that require manual intervention, the LSR will be processed per the targeted LSR processing interval in the matrix for the specific product.
2. * = Service Inquiry. When an asterisk is present after a product name, the product quantity or in the ACT column, a service inquiry is required and the request submitted to the Account Team/CRSG. The Service Inquiry is included in the targeted LSR processing interval when applicable.
3. Negotiated — The BellSouth Project Manager will negotiate the interval and due date with the CLEC.
4. Independent Telephone Companies/Interexchange Carriers have their own established intervals.
5. ACT = D interval should reflect the day that the service is to be disconnected. Billing will stop on Desired Due Date (DDD).
6. ACT D is required in lieu of ACT Y.

Due Date Calculation

1. DDD equates to Standard Interval plus Targeted LSR Processing Interval.
2. Intervals are based on business days, excluding Saturday, Sunday and holidays.
3. In all cases, a due date later than the standard interval can be selected as the DDD.

Table D Complex Resale Interval Table (REQTYPs E, N, P) (ACT N, T, C, P, Q, V)

Product	Quantity	Standard Interval	Targeted LSR Processing Interval
AccuPulse®*			
ACT N, T, C, P, Q, V	1-5 circuits	7 business days	8 business days
	6+ circuits	7 business days + 1 business day for each addition circuit >5	8 business days
Analog Data			
ACT N, T, C, V	3-5 points	14 business days	2 business days
	6-8 points	16 business days	2 business days
	9+ points	16 business days + 1 business day for each additional circuit	9 business days
BellSouth Centrex			
ACT N, T, P*	All	Negotiated	Negotiated
ACT C, V, Q	1-3 lines/NARS	2 business days	2 business days
	4-9 lines/NARS	3 business days	2 business days
	10-24 lines/NARS	5 business days	3 business days
	25+ lines	Negotiated	Negotiated
Miscellaneous line terminations/optional features	All	Negotiated	Negotiated
Direct Inward Dial (DID)			
ACT N, T, P*	1-8 trunks	7 business days	9 business days
	9-16 trunks	10 business days	10 business days
	17-24 trunks	13 business days	10 business days
	25+ trunks	13 business days + 1 business day for each additional trunk	10 business days

- continued -

**Table D Complex Resale Interval Table (REQTYPs E, N, P) (ACT N, T, C, P, Q, V)
(continued)**

Product	Quantity	Standard Interval	Targeted LSR Processing Interval
ACT C, Q, V	1-8 trunks	7 business days	9 business days
	9-16 trunks	10 business days	10 business days
	17-24 trunks	13 business days	10 business days
	25+ trunks	13 business days + 1 business day for each additional trunk	10 business days
E-911/SALI*			
ACT N, C, V, W	All	Negotiated	Negotiated
ESSX			
ACT C, P, Q, V, T (same switch)	1-3 line/NARS	2 business days	2 business days
	4-9 lines/NARS	3 business days	2 business days
	10-24 lines/NARS	5 business days	3 business days
Miscellaneous line terminations/optional features	All	Negotiated	Negotiated
FCO/FX			
ACT N, T, C, P, V	1-8 circuits	7 business days	3 business days
	9-16 circuits	9 business days	3 business days
	17-24 circuits	13 business days	3 business days
	25+ circuits*	13 business days + 1 business day for each additional circuit	9 business days
FlexServ®			
Digital*			
ACT N, T, C, V	1-8 circuits	15 business days	10 business days

- continued -

**Table D Complex Resale Interval Table (REQTYPs E, N, P) (ACT N, T, C, P, Q, V)
(continued)**

Product	Quantity	Standard Interval	Targeted LSR Processing Interval
	9+ circuits	15 business days + 2 business days for each additional 4 circuits	10 business days
Analog			
ACT N, T, C, V	1-8 circuits	7 business days	3 business days
	9-16 circuits*	10 business days	9 business days
	17-24 circuits*	13 business days	9 business days
	25+ circuits*	13 business days + 1 business day for each additional 4 circuits	9 business days
Frame Relay*			
ACT N			
56K, 64K, T1	1-5 circuits*	10 business days	3 business days
	6+ circuits*	10 business days + 1 business day for each additional circuit	11 business days
Fractional T1	1-5 circuits*	10 business days	3 business days
	6+ circuits*	10 business days + 1 business day for each additional circuit	11 business days
DS3	All	Negotiated	Negotiated
ACT C,V	1-4 circuits	3 business days	2 business days
	5+ circuits	3 business days + 1 business day for each additional circuit	3 business days
ACT C (Speed Changes)	1-4 circuits	10 business days	2 business days
	5+ circuits	10 business days + 1 business day for each additional circuit	3 business days

- continued -

**Table D Complex Resale Interval Table (REQTYPs E, N, P) (ACT N, T, C, P, Q, V)
(continued)**

Product	Quantity	Standard Interval	Targeted LSR Processing Interval
ISDN/BRI*			
ACT N, C, T, V, P	1-4 circuits	10 business days	7 business days
	5+ circuits	10 business days + 1 business day for each additional circuit	7 business days
ISDN/PRI*			
ACT N, C, T, P, V, Q	1-4 circuits	15 business days	10 business days
	5+ circuits	15 business days + 1 business day for each additional circuit	11 business days
LightGate®*			
ACT N, T, V, C	Any quantity with or without DSO's	Negotiated	Negotiated
LightGate®*			
ACT C	1-4 MegaLink® on LightGate®	7 business days	9 business days
	5+ MegaLink® on LightGate®	7 business days + 1 business day for each additional 4 circuits	9 business days
MegaLink® Non-Channelized			
ACT N, T, C, V	1-4 circuits	7 business days	4 business days
	5+ circuits*	7 business days + 1 business day for each additional 4 circuits	9 business days
MegaLink® Channelized*			
ACT N, T, C, V	1-4 circuits	7 business days	9 business days
	5+ circuits*	7 business days + 1 business day for each additional 4 circuits	9 business days

- continued -

**Table D Complex Resale Interval Table (REQTYPs E, N, P) (ACT N, T, C, P, Q, V)
(continued)**

Product	Quantity	Standard Interval	Targeted LSR Processing Interval
MegaLink Plus^{®*} (Note 2)			
N, T, C, V	All	Negotiated	Negotiated
MultiServ[®]/ MultiServ Plus[®]			
ACT N, T, P*	All	Negotiated	Negotiated
ACT C, Q, V	1-3 lines	2 business days	2 business days
	4-9 lines	3 business days	2 business days
	10-24 lines	5 business days	3 business days
	25+ lines	Negotiated	Negotiated
Miscellaneous line terminations/optional features	All	Negotiated	Negotiated
NMLI*			
ACT N, T, C, V	All	Negotiated	Negotiated
Off-Premises Stations			
ACT N, T, C, V, P	1-8 circuits	7 business days	2 business days
	9-16 circuits	10 business days	2 business days
	17-25 circuits	13 business days	2 business days
	25+ circuits	13 business days + 1 business day for each additional 4 circuits	8 business days
SMARTPath[®]			
ACT N, T, C, V	All	Negotiated	Negotiated
SMARTRing[®]			
ACT N, T, V	All	Negotiated	Negotiated
SynchroNet[®] Point-to-Point			
ACT N, C, T, V	1-8 circuits	7 business days	2 business days

- continued -

**Table D Complex Resale Interval Table (REQTYPs E, N, P) (ACT N, T, C, P, Q, V)
(continued)**

Product	Quantity	Standard Interval	Targeted LSR Processing Interval
	9+ circuits*	13 business days + 2 business days for each additional 4 circuits	8 business days
Multipoint			
ACT N, C, T, V	3-5 points	14 business days	3 business days
	6-8 points	16 business days	3 business days
	9+ points*	16 business days + 2 business days for each additional 4 points	9 business days
Tie Lines			
ACT N, C, T, V	1-8 circuits	7 business days	3 business days
	9-16 circuits	10 business days	3 business days
	17-24 circuits	13 business days	3 business days
	25+ circuits*	13 business days + 1 business day for each additional circuit	8 business days
WATS			
ACT N, C, T, V	1-8 circuits	7 business days	3 business days
	9-16 circuits	10 business days	3 business days
	17-24 circuits	13 business days	3 business days
	25+ circuits*	13 business days + 1 business day for each additional circuit	8 business days
PBX (Flat, Message/Measured)			
ACT N, T, C, V, P, Q	1-5 trunks	5 business days	2 business days
	6-10 trunks	7 business days	3 business days
	11+ trunks	Negotiated	Negotiated

Note:

1. MegaLink Plus[®] intervals should be considered on an individual case basis since fiber facilities are required to provision this service.
2. FlexServ[®] intervals should include additional network circuits associated with the FlexServ[®] service.

2.2 Complex Resale Interval Table (REQTYPs E, N, P) (ACT W)

Table E Complex Resale Interval Table (REQTYPs E, N, P) (ACT W)

Product	Quantity	Standard Interval	Targeted LSR Processing Interval
AccuPulse^{®*}	All	3 business days + 1 business day for each additional circuit	2 business days
Analog Data	3-5 points	3 business days	2 business days
	6-8 points	3 business days	2 business days
	9+ points	4 business days + 1 business day for each additional circuit	3 business days
BellSouth Centrex			
One Location	2-25 lines	2 business days	2 business days
	26+ lines	5 business days + 1 business day for each additional 10 lines	5 business days + 1 business day for each additional 10 lines
Multiple Locations	2-25 lines	4 business days	2 business days
	26+ lines	5 business days + 1 for each additional location	5 business days + 1 for each additional location
Direct Inward Dial (DID)	1-10 trunks	3 business days	2 business days
	11-24 trunks	4 business days	2 business days

- continued -

Table E Complex Resale Interval Table (REQTYPs E, N, P) (ACT W) (continued)

Product	Quantity	Standard Interval	Targeted LSR Processing Interval
	25+ trunks	5 business days + 1 business day for each additional 10 trunks	4 business days
E-911/SALI	All	Negotiated	Negotiated
ESSX			
One Location	2-25 lines	2 business days	2 business days
	26+ lines	5 business days + 1 business day for each additional 10 lines	4 business days + 1 business day for each additional 10 lines
Multiple Locations	4-25 lines	2 business days	2 business days
	26+ lines	5 business days + 1 business day for each additional location	4 business days + 1 business day for each additional location
FCO/FX	1-16 circuits	3 business days	2 business days
	17-24 circuits	4 business days	3 business days
	25+ circuits*	4 business days + 1 business day for each additional circuit	3 business days
FlexServ®	1-8 circuits	3 business days	2 business days
	9+ circuits	5 business days + 1 business day for each additional 4 circuits	2 business days
Frame Relay	1-4 circuits	3 business days	2 business days
	5+ circuits	3 business days + 1 business day for each additional circuit	2 business days
ISDN/BRI	1-4 circuits	3 business days	2 business days

- continued -

Table E Complex Resale Interval Table (REQTYPs E, N, P) (ACT W) (continued)

Product	Quantity	Standard Interval	Targeted LSR Processing Interval
	5+ circuits	4 business days + 1 business day for each additional circuit	3 business days
ISDN/PRI	1-4 circuits	5 business days	3 business days
	5+ circuits	5 business days + 1 business day for each additional circuit	3 business days
LightGate®	1-4 MegaLink® on LightGate®	3 business days	2 business days
	5+ MegaLink® on LightGate®*	3 business days + 1 business day for each additional 4 circuits	3 business days
MegaLink® Non-Channelized	1-4 circuits	3 business days	2 business days
	5+ circuits*	3 business days + 1 business day for each additional 4 circuits	2 business days
MegaLink® Channelized	1-4 circuits	5 business days	3 business days
	5+ circuits	5 business days + 1 business day for each additional 4 circuits	3 business days
MegaLink Plus®	1-4 circuits	3 business days	2 business days
	5+ circuits	3 days + 1 business day for each additional 4 circuits	2 business days + 1 business day for each additional 4 circuits
MultiServ®/ MultiServ Plus®			
One Location	1-25 lines	2 business days	2 business days
	26+ lines	5 business days + 1 business day for each additional 10 lines	4 business days + 1 business day for each additional 10 lines

- continued -

Table E Complex Resale Interval Table (REQTYPs E, N, P) (ACT W) (continued)

Product	Quantity	Standard Interval	Targeted LSR Processing Interval
Multiple Locations	1-25 lines	5 business days + 1 business day for each additional 10 lines	4 business days + 1 business day for each additional 10 lines
	26+ lines	5 business days + 1 business day for each additional location	4 business days + 1 business day for each additional location
NMLI*	1-8 circuits	5 business days	4 business days
	9+	5 business days + 1 business day for each additional circuit	4 business days
Off-Premises Stations	1-8 circuits	3 business days	2 business days
	9-16 circuits	3 business days	2 business days
	17-25 circuits	4 business days	3 business days
	25+ circuits	5 business days + 1 business day for each additional 4 circuits	3 business days
SMARTPath®	All	7 business days	5 business days
SMARTRing®	All	7 business days	5 business days
SynchroNet® Point-to-Point	1-8 circuits	3 business days	2 business days
	9+ circuits*	3 business days + 2 business days for each additional 4 circuits	3 business days
Multipoint	3-5 points	3 business days	2 business days
	6-8 points	3 business days	2 business days
	9+ points*	4 business days + 1 business day for each additional 4 points	3 business days
Tie Lines	1-8 circuits	3 business days	2 business days

- continued -

Table E Complex Resale Interval Table (REQTYPs E, N, P) (ACT W) (continued)

Product	Quantity	Standard Interval	Targeted LSR Processing Interval
	9-16 circuits	3 business days	2 business days
	17-24 circuits	4 business days	3 business days
	25+ circuits	4 business days + 1 business day for each additional circuit	3 business days
WATS	1-8 circuits	3 business days	2 business days
	9-16 circuits	3 business days	2 business days
	17-24 circuits	4 business days	3 business days
	25+ circuits	4 business days + 1 business day for each additional circuit	3 business days
PBX (Flat, Message, Measured)	1-5 trunks	3 business days	2 business days
	6-10 trunks	4 business days	3 business days
	11+ trunks	5 business days	4 business days

2.3 Complex Switched Combination Interval Table (REQTYP M) (ACT N, V, C)

Table F ACT N, V, C

Product	Quantity	Standard Interval	Targeted LSR Processing Interval
DDITS			
DS1 - ACT V	1-4	4 business days	3 business days
	5+	4 business days +1 business day for each additional DS1	
DSO - ACT V	1-8	4 business days	3 business days
	9-16	4 business days	3 business days

- continued -

Table F ACT N, V, C (continued)

	17-24	6 business days	3 business days
	25+	6 business days + 1 business day for each additional DSO	3 business days
DS1			
ACT N, C (Georgia Only)	1	13 business days	3 business days
	1+	13 business days +1 business day for each additional 4 DS1	3 business days
DSO			
ACT N, C (Georgia Only)	1-8	6 business days	3 business days
	9-16	6 business days	3 business days
	17-24	8 business days	3 business days
	25+ days	8 business days + 1 business day for each additional DSO	3 business days
DID			
ACT V (No Changes)	1-8 trunks	5 business days	2 business days
	9-16 trunks	6 business days	3 business days
	17-24 trunks	7 business days	4 business days
	25+ trunks	Negotiated	Negotiated
ACT V (With Changes)	1-8 trunks	7 business days	2 business days
	9-16 trunks	8 business days	3 business days
	17-24 trunks	9 business days	4 business days
	25+ trunks	Negotiated	Negotiated
ACT N, C*	1-8 trunks	9 business days	7 business days

- continued -

Table F ACT N, V, C (continued)

	9-16 trunks	10 business days	8 business days
	17-24 trunks	11 business days	9 business days
	25+ trunks	Negotiated	Negotiated
ISDN/PRI			
ACT V	1-4 circuits	2 business days	3 business days
	5+ circuits	2 business days + 1 business day for each additional circuit	3 business days
ACT N, C*	1-4 circuits	14 business days	11 business days
	5+ circuits	15 business days + 1 business day for each additional circuit	12 business days
ISDN/BRI			
ACT V	1-4 circuits	3 business days	2 business days
	5+ circuits	4 business days + 1 business day for each additional circuit	3 business days
ACT N, C*	1-4 circuits	16 business days	7 business days
	5+ circuits	16 business days + 1 business day for each additional circuit	7 business days
PBX			
ACT V	1-5 trunks	4 business days	3 business days
	6-10 trunks	5 business days	4 business days
	11+ trunks	6 business days	4 business days
ACT N, C	1-5 trunks	8 business days	3 business days
	6-10 trunks	11 business days	4 business days
	11+ trunks	Negotiated	Negotiated

3. Non-Complex (Residence, Business, Coin) Resale

3.1 ACT of W (Switch As Is)

Terms and Definitions

Term	Definition
Product	BellSouth product or service.
Quantity	Number of lines, trunks, circuits, or points.
Standard Interval	The number of days required for provisioning of the requested service type. This is the number of days from the time the service order is entered into the service order processing system until the order is completed.
Targeted LSR Processing Interval	The number of days from receipt of request to processing Local Service Request (LSR).

Assumptions

1. The “Before” and “After” 10:00 a.m. references in the LSR processing interval table below are based on the time zone of the center receiving the LSR.
2. A later Due Date than the Standard Interval may be requested and indicated in the DDD field.

LSR Processing Interval Calculation

The table below identifies the targeted LSR processing interval for the LSR based on the submittal method.

LSR Submittal Method*	Targeted LSR Processing Interval
Electronic Flowthrough	Same business day
Electronic Fallout to center and submitted before 10 a.m.	Same business day
Electronic Fallout to center and submitted after 10 a.m.	Next business day
Manual submitted before 10 a.m.	Same business day

- continued -

- continued -

LSR Submittal Method*	Targeted LSR Processing Interval
Manual submitted after 10 a.m.	Next business day
*When Standard Interval is shown as "negotiated"	Two business days

DDD Calculation

The table below identifies the DDD interval for the LSR based on the submittal method.

LSR Submittal Method*	DDD Interval
Electronic Flowthrough	Use Standard Interval
Electronic Fallout to center and submitted before 10 a.m.	Use Standard Interval
Electronic Fallout to center and submitted after 10 a.m.	Add 1 business day to Standard Interval
Manual submitted before 10 a.m.	Use Standard Interval
Manual submitted after 10 a.m.	Add 1 business day to Standard Interval
*When Standard Interval is shown as "negotiated"	Due Date will be returned on the Firm Order Confirmation (FOC)

Product	Quantity	Standard Interval
Local Exchange Line-Residence	1-25 Lines	Same Business Day
	25+	Negotiated
Local Exchange Line-Business	1-25 Lines	Same Business Day
	25+	Negotiated
Local Exchange Line-Coin	1-25 Lines	Same Business Day
	25+	Negotiated

3.2 ACT of C, P, Q, V (Line Feature Changes Only)

Terms and Definitions

Term	Definition
Product	BellSouth product or service.
Quantity	Number of lines, trunks, circuits, or points.
Standard Interval	The number of days required for provisioning of the requested service type. This is the number of days from the time the service order is entered into the service order processing system until the order is completed.
Targeted LSR Processing Interval	The number of days from receipt of request to processing Local Service Request (LSR).

Assumptions

1. The “Before” and “After” 10:00 a.m. references in the LSR processing interval table below are based on the time zone of the center receiving the LSR.
2. A later Due Date than the Standard Interval may be requested and indicated in the DDD field.
3. The products listed in charts below only apply to residence and business services, with the exception of number changes. Number changes apply to residence, business and coin services.

LSR Processing Interval Calculation

The table below identifies the targeted LSR processing interval for the LSR based on the submittal method.

LSR Submittal Method*	Targeted LSR Processing Interval
Electronic Flowthrough	Same business day
Electronic Fallout to center and submitted before 10 a.m.	Same business day
Electronic Fallout to center and submitted after 10 a.m.	Next business day
Manual submitted before 10 a.m.	Same business day
Manual submitted after 10 a.m.	Next business day
*When Standard Interval is shown as "negotiated"	Two business days

DDD Calculation

The table below identifies the DDD interval for the LSR based on the submittal method.

LSR Submittal Method*	DDD Interval
Electronic Flowthrough	Use Standard Interval
Electronic Fallout to center and submitted before 10 a.m.	Use Standard Interval
Electronic Fallout to center and submitted after 10 a.m.	Add 1 business day to Standard Interval
Manual submitted before 10 a.m.	Use Standard Interval
Manual submitted after 10 a.m.	Add 1 business day to Standard Interval
*When Standard Interval is shown as "negotiated"	Due Date will be returned on the Firm Order Confirmation (FOC)

Product	Quantity	Standard Interval
Number Changes	Per Account	Same Business Day
Line Features (see Note 1)	Per Account	Same Business Day
Call Waiting Deluxe	Per Account	2 Business Days
Caller ID	Per Account	Next Business Day
Enhanced Caller ID	Per Account	Next Business Day
MemoryCall	Per Account	Next Business Day
RingMaster	Per Account	Next Business Day

Note: Line features are central office work only (no dispatch or engineering required). Some of the line features include: Area Plus, Call Waiting, Speed Calling, Call Forwarding Variable, Remote Access to Call Forwarding, 3-Way Calling, Hunting, Area Plus with Complete Choice, Complete Choice, Message Telephone Service (MTS), Call Return, Call Selector, Call Tracing, Call Block, Repeat Dialing, Preferred Call Forwarding, Touchtone, Optional Calling Plans, PIC/LPIC.

3.3 ACT of C, P, Q, V (New Line Additions) and ACT of N, T

Terms and Definitions

Term	Definition
Product	BellSouth product or service.
Quantity	Number of lines, trunks, circuits, or points.

- continued -

Term	Definition
Standard Interval	The number of days required for provisioning of the requested service type. This is the number of days from the time the service order is entered into the service order processing system until the order is completed.
Targeted LSR Processing Interval	The number of days from receipt of request to processing Local Service Request (LSR).
No Dispatch	Service may be provided without a field visit from an installer depending on if conditioned facilities exist.
Dispatch	Service will require a field visit from an installer.

Assumptions

1. The “Before” and “After” 10:00 a.m. references in the LSR processing interval table below are based on the time zone of the center receiving the LSR.
2. A later Due Date than the Standard Interval may be requested and indicated in the DDD field.
3. References to No Dispatch and Dispatch are made on some products and quantities. When no reference is given, assume that a dispatch is required.

LSR Processing Interval Calculation

The table below identifies the targeted LSR processing interval for the LSR based on the submittal method.

LSR Submittal Method*	Targeted LSR Processing Interval
Electronic Flowthrough	Same business day
Electronic Fallout to center and submitted before 10 a.m.	Same business day
Electronic Fallout to center and submitted after 10 a.m.	Next business day
Manual submitted before 10 a.m.	Same business day
Manual submitted after 10 a.m.	Next business day
*When Standard Interval is shown as "negotiated"	Two business days

DDD Calculation

The table below identifies the DDD interval for the LSR based on the submittal method.

LSR Submittal Method*	DDD Interval
Electronic Flowthrough	Use Standard Interval
Electronic Fallout to center and submitted before 10 a.m.	Use Standard Interval
Electronic Fallout to center and submitted after 10 a.m.	Add 1 business day to Standard Interval
Manual submitted before 10 a.m.	Use Standard Interval
Manual submitted after 10 a.m.	Add 1 business day to Standard Interval
*When Standard Interval is shown as "negotiated"	Due Date will be returned on the Firm Order Confirmation (FOC)

Product	Quantity	Standard Interval
Local Exchange Line-Residence	1-2 Lines	No Dispatch = 1 Business Day Dispatch = 2 Business Days
	3 Lines	5 Business Days
	4 Lines	6 Business Days
	5 Lines	7 Business Days
	6-10 Lines	8 Business Days
	11-15 Lines	10 Business Days
	16+ Lines	Negotiated
Local Exchange Line-Business	1-2 Lines	No Dispatch = 1 Business Day Dispatch = 2 Business Days
	3 Lines	5 Business Days
	4 Lines	6 Business Days
	5 Lines	7 Business Days
	6-10 Lines	8 Business Days
	11-15 Lines	10 Business Days
	16+ Lines	Negotiated

- continued -

- continued -

Product	Quantity	Standard Interval
Local Exchange Line-Coin	1-5 Lines	3 Business Days
	6+	Negotiated

3.4 ACT of D, S, B, L, Y

Terms and Definitions

Term	Definition
Product	BellSouth product or definition.
Quantity	Number of lines, trunks, circuits, or points.
Standard Interval	The number of days required for provisioning of the requested service type. This is the number of days from the time the service order is entered into the service order processing system until the order is completed.
Targeted LSR Processing Interval	The number of days from receipt of request to processing Local Service Request (LSR).

Assumptions

1. The “Before” and “After” 10:00 a.m. references in the LSR processing interval table below are based on the time zone of the center receiving the LSR.
2. ACT=D Desired Due Date (DDD) should reflect the day that the CLEC is requesting service to be disconnected.
3. A later Due Date than the Standard Interval may be requested and indicated in the DDD field.

LSR Processing Interval Calculation

The table below identifies the targeted LSR processing interval for the LSR based on the submittal method.

LSR Submittal Method*	Targeted LSR Processing Interval
Electronic Flowthrough	Same business day
Electronic Fallout to center and submitted before 10 a.m.	Same business day
Electronic Fallout to center and submitted after 10 a.m.	Next business day
Manual submitted before 10 a.m.	Same business day

- continued -

LSR Submittal Method*	Targeted LSR Processing Interval
Manual submitted after 10 a.m.	Next business day
*When Standard Interval is shown as "negotiated"	Two business days

DDD Calculation

The table below identifies the DDD interval for the LSR based on the submittal method.

LSR Submittal Method*	DDD Interval
Electronic Flowthrough	Use Standard Interval
Electronic Fallout to center and submitted before 10 a.m.	Use Standard Interval
Electronic Fallout to center and submitted after 10 a.m.	Add 1 business day to Standard Interval
Manual submitted before 10 a.m.	Use Standard Interval
Manual submitted after 10 a.m.	Add 1 business day to Standard Interval
*When Standard Interval is shown as "negotiated"	Due Date will be returned on the FOC

ACT of S, B, L

Product	Quantity	Standard Interval
Local Exchange Line-Residence	Per account	Same Business Day
Local Exchange Line-Business	Per account	Same Business Day

ACT of Y

Product	Quantity	Standard Interval
Local Exchange Line-Residence	Per account	Next Business Day
Local Exchange Line-Business	Per account	Next Business Day

4. Non-Complex (Residence, Business, Coin) Switched Combinations

4.1 Non-Complex (Residence, Business, Coin) Switched Combinations

Terms and Definitions

Term	Definition
Product	BellSouth product or service.
Quantity	Number of lines, trunks, circuits, or points.
Standard Interval	The number of days required for provisioning of the requested service type. This is the number of days from the time the service order is entered into the service order processing system until the order is completed.
Targeted LSR Processing Interval	The number of days from receipt of request to processing Local Service Request (LSR).

Assumptions

1. The “Before” and “After” 3:00 p.m. references in the LSR processing interval table below are based on Eastern Time.
2. A later Due Date than the Standard Interval may be requested and indicated in the DDD field.

LSR Processing Interval Calculation

The table below identifies the targeted LSR processing interval for the LSR based on the submittal method.

LSR Submittal Method*	Targeted LSR Processing Interval
Electronic Flowthrough before 3:00 p.m. Eastern Time	Same business day
Manual before 3:00 p.m. Eastern Time	Same business day
Electronic Flowthrough 3:00 p.m. Eastern Time or later	Next business day

- continued -

- continued -

LSR Submittal Method*	Targeted LSR Processing Interval
Manual 3:00 p.m. Eastern Time or later	Next business day
*When Standard Interval is shown as "negotiated"	Two business days

DDD Calculation

The table below identifies the DDD intervals.

ACT of C, P, V, W (Lines and Line Features)

Product	Quantity	Standard Interval
Local Exchange Line-Residence and Business	1-25 Lines	Same business day if received before 3:00 p.m. Eastern Time; next available business day if received 3:00 p.m. Eastern Time or later
	25+ Lines	Negotiated

ACT of N, T, Q, D, S, L, Y

See intervals for Non-Complex Resale Residence and Business.

Non-Complex Switched Combo — Coin

For all ACT types, see intervals for Non-Complex Resale-Coin.

5. Unbundled Network Elements

5.1 Unbundled Network Elements

The Unbundled Network Elements Interval Table consists of the following Terms and Definitions:

Term	Definition
Product	BellSouth product or service.
Quantity	Number of lines, trunks, circuits, or points
Standard Interval	The number of days required for provisioning of the requested service type. This is the number of days from the time the service order is entered into the service order processing system until the order is completed.
Targeted LSR Processing Interval	The number of days from receipt of request to processing Local Service Request (LSR).

Assumptions

1. These tables apply to all applicable ACT Types except ACT=D.
2. ACT=D Desired Due Date (DDD) should reflect the day that the CLEC is requesting service to be disconnected. Billing will be stopped as of the DDD.
3. For LSRs submitted electronically and qualifying for flow through/electronic processing, the targeted LSR processing interval will be the same business day.
4. (*) Following Product means - Product requires a Service Inquiry which is required before submitting the LSR to the LCSC.
5. When targeted LSR processing interval is not indicated and the LSR is submitted manually or electronically and requires manual intervention, the LSR will be processed as follows: (a) LSR submitted before 10:00 am - targeted for same business day; (b) LSR submitted after 10:00 am - targeted for next business day.
6. The Before and After 10:00 am time indication is based on the time zone of the Center receiving the LSR.
7. Negotiated - The BellSouth Project Manager will negotiate with the New Service Provider, for all targeted intervals.

DDD Calculation

1. For LSRs submitted electronically and qualifying for flow through/electronic processing, the CLEC should reflect the Standard Interval as the Desired Due Date (DDD).
2. For LSRs submitted manually or electronically that require manual intervention and no targeted LSR processing interval is indicated on the chart: (a) LSR submitted before 10:00 am

- use standard interval for DDD; (b) LSR submitted after 10:00 am - add one day to standard interval to calculate DDD.
- 3. When an targeted LSR processing interval is listed on the chart it should be added to the Standard interval when calculating the DDD.
- 4. In all cases, a due date later than the standard interval can be selected as the DDD.

Table G UNE Interval Table

Product	Quantity	Standard Interval	Targeted LSR Processing Interval
Unbundled Loops			
2 Wire analog voice grade loop non-designed (SL1)	1-5	4 business days	See Assumption # 5
	6-14	6 business days	3 business days
	15+	Negotiated	Negotiated
2 Wire analog voice grade loop designed (SL2)	1-5	5 business days	See Assumption # 5
	6-14	7 business days	3 business days
	15+	Negotiated	Negotiated
4 Wire analog voice grade loop	1-5	5 business days	See Assumption # 5
	6-14	7 business days	3 business days
	15+	Negotiated	Negotiated
2 Wire ISDN digital loop	1-5	10 business days	See Assumption # 5
	6-14	12 business days	3 business days
	15+	Negotiated	Negotiated
Unbundled Digital Channel (UDC)	1-5	10 business days	See Assumption # 5
	6-14	12 business days	3 business days
	15+	Negotiated	Negotiated
4 Wire 2.4, 4.8, 9.6, 19.2, 56 OR 64 Kbps digital loop	1-5	5 business days	See Assumption # 5
	6-14	7 business days	3 business days

- continued -

Table G UNE Interval Table (continued)

Product	Quantity	Standard Interval	Targeted LSR Processing Interval
	15+	Negotiated	Negotiated
DS1 Loop	1-5	5 business days	See Assumption #5
	6-14	7 business days	3 business days
	15+	Negotiated	Negotiated
Dark Fiber	1+	Negotiated	Negotiated
Line Sharing	1-4 TNs	3 business days	See Assumption #5
	5-9 TNs	5 business days	See Assumption #5
	10 +	Negotiated	Negotiated
ADSL-2 Wire asymmetrical digital subscriber line loop*	1-5	5 business days	See Assumption #5
	6-14	7 business days	3 business days
	15+	Negotiated	Negotiated
HDSL-2 Wire & 4 Wire high bit rate digital subscriber line loop*	1-5	5 business days	See Assumption #5
	6-14	7 business days	3 business days
	15+	Negotiated	Negotiated
Unbundled Copper Loop*	1-5	5 business days	See Assumption #5
	6-14	7 business days	3 business days
	15+	Negotiated	Negotiated
Unbundled Network Terminating Wire*	1+	Negotiated	Negotiated
Loop Concentration (inside plant)			
Unbundled Loop Concentration (ULC) System*	1	Negotiated	Negotiated
Sub Loops (outside plant)			
Unbundled Sub-loop Distribution*	1+	Negotiated	Negotiated

- continued -

Table G UNE Interval Table (continued)

Product	Quantity	Standard Interval	Targeted LSR Processing Interval
Unbundled Sub-loop - INC*	1+	Negotiated	Negotiated
Network Interface Device (NID)			
NID to NID cross connect	1-5	5 business days	See Assumptions #5
	6-10	7 business days	3 business days
	11+	10 business days	5 business days
NID	1-5	5 business days	See Assumptions #5
	6-10	7 business days	3 business days
	11+	10 business days	5 business days
Non Channelized Transport			
Local Channel DS1*	1	23 business days	7 business days
Local Channel DS3 / STS1*	1	Negotiate	Negotiated
Local Loop DS1	1	23 business days	7 business days
	2 +	Negotiated	Negotiated
Local Loop DS3 /STS1*	1 +	Negotiated	Negotiated
Dedicated interoffice 2 wire / 4 wire voice grade	1-5	5 business days	See Assumptions #5
	6-14	7 business days	3 business days
	15 +	Negotiated	Negotiated
Dedicated interoffice DS0 IOF and loop	1-5	5 business days	See Assumptions #5
	6-14	7 business days	3 business days
	15 +	Negotiated	Negotiated
Dedicated interoffice DS1	1-5	20 business days	See Assumptions #5
	6-14	22 business days	3 business days
	15 +	Negotiated	Negotiated

- continued -

Table G UNE Interval Table (continued)

Product	Quantity	Standard Interval	Targeted LSR Processing Interval
Dedicated interoffice DS3 / STS1*	1-5	25 business days	See Assumptions #5
	6-14	27 business days	3 business days
	15 +	Negotiated	Negotiated
Channelized Transport			
Unbundled Channelization (MUX) DS1*	1-5	20 business days	See Assumptions #5
	6-14	22 business days	3 business days
	15 +	Negotiated	Negotiated
Unbundled Channelization (MUX) DS3 / STS1*	1-5	25 business days	See Assumptions #5
	6-14	27 business days	3 business days
	15 +	Negotiated	Negotiated
Unbundled Local Switching (Port)			
2 Wire analog line port (Reqtyp F)	1-10	3 business days	See Assumptions #5
	11-25	5 business days	See Assumptions #5
	25+	Negotiated	Negotiated
Enhanced Extended Links (EELs)			
Voice Grade 2 Wire/4 Wire EELs	1-5	5 business days	See Assumptions #5
	6-14	7 business days	3 business days
	15 +	Negotiated	Negotiated
DSO EELs	1-5	5 business days	See Assumptions #5
	6-14	7 business days	3 business days
	15 +	Negotiated	Negotiated

- continued -

Table G UNE Interval Table (continued)

Product	Quantity	Standard Interval	Targeted LSR Processing Interval
DS1 EELs	1-5	20 business days	See Assumptions #5
	6-14	22 business days	3 business days
	15 +	Negotiated	Negotiated
DS3 EELs*	1-5	25 business days	See Assumptions #5
	6-14	27 business days	3 business days
	15 +	Negotiated	Negotiated
Non Switch Combinations			
Voice Grade 2 wire/4 wire	1-5	5 business days	See Assumptions #5
	6-14	7 business days	3 business days
	15 +	Negotiated	Negotiated
DSO	1-5	5 business days	See Assumptions #5
	6-14	7 business days	3 business days
	15 +	Negotiated	Negotiated
DS1	1-5	20 business days	See Assumptions #5
	6-14	22 business days	3 business days
	15 +	Negotiated	Negotiated
DS3*	1-5	25 business days	See Assumptions #5
	6-14	27 business days	3 business days
	15 +	Negotiated	Negotiated
Open AIN (OAIN)			
OAIN tool kit*	1	45 calendar days	10 calendar days

- continued -

Table G UNE Interval Table (continued)

Product	Quantity	Standard Interval	Targeted LSR Processing Interval
OAIN service management system*	1	45 calendar days	10 calendar days
CCS7 Signaling Transport Service			
A-Link signaling	1	60 business days	12 business days
D-Link signaling	1	60 business days	12 business days
STP-signaling transfer point	1	60 business days	12 business days
O/S and D/A UNEs			
Operator call processing-OPCH, FACH, BLV, EI,ECT	1	30 calendar days	7 calendar days
Operator call processing-facility based OPCH, FACH, ECT	1	30 calendar days	7 calendar days
Operator call processing-facility based BLV, EI	1	30 calendar days	7 calendar days
Inward operator services	1	30 calendar days	7 calendar days
Directory assistance access service (DAAS)	1	30 calendar days	7 calendar days
Directory assistance call completion (DACC)	1	30 calendar days	7 calendar days
Directory assistance number services intercept (DANSI)	1	30 calendar days	7 calendar days
Directory assistance transport	1	30 calendar days	7 calendar days
Directory assistance database service (DADS)	1	30 calendar days	7 calendar days
Direct access to DA service (DADAS)	1	30 calendar days	7 calendar days
Customized Call Routing (selective routing-LCC)			
1-5 LCC	1-5	30 calendar days	7 calendar days

- continued -

Table G UNE Interval Table (continued)

Product	Quantity	Standard Interval	Targeted LSR Processing Interval
6-25 LCC	6-25	60 calendar days	15 calendar days
>25 LCC	25+	Negotiated	Negotiated
Unbundled Access to OSS			
Preorder*	1	30 calendar days	N/A
Order/ Provisioning*	1	30 calendar days	N/A
Maintenance/ Repair*	1	30 calendar days	N/A
Access to Databases			
800 database	1	10 calendar days	3 calendar days
Line information database (LIDB)	1	60 calendar days	7 calendar days

5.2 Collocation Intervals

Table H Collocation Intervals-ALABAMA

	Central Office Collocation			Remote Site Collocation	
	Virtual	Caged Physical	Cageless Physical	Virtual	Physical
Application Accepted or Denied. Space Available Y/ N-If not, what needs to be corrected	10 Calendar Days after receipt of Application	10 Calendar Days after receipt of Application	10 Calendar Days after receipt of Application	10 Calendar Days after receipt of Application	10 Calendar Days after receipt of Application
Application Response with Price Quote	20 Calendar Days After receipt of Application	15 Calendar Days (BellSouth Target)	15 Calendar Days (BellSouth Target)	20 Calendar Days After receipt of Application	15 Calendar Days (BellSouth Target)

Table H Collocation Intervals-ALABAMA (continued)

	Central Office Collocation			Remote Site Collocation	
	Virtual	Caged Physical	Cageless Physical	Virtual	Physical
CLEC Firm Order Response to Continue Clock	NA	7 Calendar Days After Application Response	7 Calendar Days After Application Response	NA	7 Calendar Days After Application Response
CLEC Firm Order Response Due or Application Expires	20 Calendar Days after receipt of response	15 Calendar Days	15 Calendar Days	20 Calendar Days after receipt of response	15 Calendar Days
Provisioning-Ordinary (Note 1)	50 Calendar Days from Firm Order	90 Calendar Days from Receipt of Application or Firm Order	90 Calendar Days from Receipt of Application or Firm Order	50 Calendar Days from Firm Order	90 Calendar Days from Receipt of Application or Firm Order
Provisioning - Extra Ordinary	75 Calendar Days From Firm Order	NA	NA	75 Calendar Days From Firm Order	NA

Note 1: If BellSouth responds with price quote before the 10 calendar day, the CLEC's firm order must be received by 17 calendar days after the application date. If CLEC's response is not received by the 17th calendar day from the Application date, the 90 calendar day provisioning interval begins on the date the CLEC informs BellSouth that Physical Collocation should proceed.

OTHER NOTES:

- A. If due date falls on a weekend or national holiday, the next work day should be considered the due date. This applies for all calendar day intervals. National/Federal holidays are: New Year's Day, Martin Luther King Jr. Day, President's Day/Washington's Birthday, Memorial Day, Independence Day, Labor Day, Columbus Day, Veterans' Day, Thanksgiving Day, Christmas Day
- B. CLEC must sign an FCC amendment or FCC agreement to get FCC intervals. The default intervals will be the current agreement intervals (use 10 business and 30 business

- days for responses and 120 calendar days for ordinary provisioning and 180 calendar days for extraordinary provisioning).
- C. Only the application date should be used as the trigger for determining if under new intervals.

Table I Collocation Intervals-FLORIDA

	Central Office Collocation			Remote Site Collocation	
	Virtual	Caged Physical	Cageless Physical	Virtual	Physical
Bona Fide Application Response, Including Space Availability and Cost Estimate	15 Calendar Days	15 Calendar Days	15 Calendar Days	15 Calendar Days	15 Calendar Days
Provisioning - Ordinary & Extraordinary (Note #1)	60 Calendar Days	90 Calendar Days	90 Calendar Days	60 Calendar Days	90 Calendar Days
Augments (Note #2)	60 Calendar Days	45 Calendar Days	45 Calendar Days	60 Calendar Days	45 Calendar Days
Augments that require additional space	60 Calendar Days	90 Calendar Days	90 Calendar Days	60 Calendar Days	90 Calendar Days

Note #1: BellSouth can negotiate with the CLEC for an extension of the Provisioning Interval and, if that fails, seek an extension from the FPSC within 45 days of receipt of the Firm Order.

Note #2: BellSouth can seek an extension of the Interval for Augments within 30 calendar days of receipt of the Firm Order.

OTHER NOTES:

- A. Florida Order effective on 5/11/00. Florida ordered intervals supersede intervals in current contracts.
- B. Permits intervals are not excluded from provisioning interval.

Table J Collocation Intervals-GEORGIA

	Central Office Collocation			Remote Site Collocation	
	Virtual	Caged Physical	Cageless Physical	Virtual	Physical
Application Accepted or Denied. Space Available Y/ N-If not, what needs to be corrected	10 Calendar Days after receipt of Application	10 Calendar Days after receipt of Application	10 Calendar Days after receipt of Application	10 Calendar Days after receipt of Application	10 Calendar Days after receipt of Application
Application Response with Price Quote	20 Calendar Days After receipt of Application	30 Calendar Days (BellSouth Target)	30 Calendar Days (BellSouth Target)	20 Calendar Days After receipt of Application	30 Calendar Days (BellSouth Target)
CLEC Firm Order Response to Continue Clock	NA	NA	NA	NA	NA
CLEC Firm Order Response Due or Application Expires	20 Calendar Days after receipt of response	30 Calendar Days after receipt of response	30 calendar Days after receipt of response	20 Calendar Days after receipt of response	30 calendar Days after receipt of response

- continued -

Table J Collocation Intervals-GEORGIA (continued)

	Central Office Collocation			Remote Site Collocation	
	Virtual	Caged Physical	Cageless Physical	Virtual	Physical
Provisioning-Ordinary (Note 1)	50 calendar Days from Firm Order	90 calendar Days from Receipt of Application or Firm Order	60 calendar Days from Receipt of Application or Firm Order	50 calendar Days from Firm Order	90 calendar Days from Receipt of Application or Firm Order
Provisioning - Extra Ordinary	75 Calendar Days From Firm Order	NA	90 calendar Days from Receipt of Application or Firm Order	75 Calendar Days From Firm Order	NA

Note 1: For Caged collocation, there is not an extraordinary condition interval; 90 days still apply.
OTHER NOTES:

- A. At this time, for GA, if due date falls on a weekend or national holiday, that day will be the due date.
- B. Only the application date should be used as the trigger for determining if under new intervals.

Table K Collocation Intervals-KENTUCKY

	Central Office Collocation			Remote Site Collocation	
	Virtual	Caged Physical	Cageless Physical	Virtual	Physical
Application Accepted or Denied. Space Available Y/ N-If not, what needs to be corrected	10 Calendar Days after receipt of Application	10 Calendar Days after receipt of Application	10 Calendar Days after receipt of Application	10 Calendar Days after receipt of Application	10 Calendar Days after receipt of Application
Application Response with Price Quote	20 Calendar Days After receipt of Application	30 Calendar Days (BellSouth Target)	30 Calendar Days (BellSouth Target)	20 Calendar Days After receipt of Application	30 Calendar Days after receipt of Application
CLEC Firm Order Response to Continue Clock	NA	NA	NA	NA	NA
CLEC Firm Order Response Due or Application Expires	20 Calendar Days after receipt of response	30 Calendar Days after receipt of response	30 Calendar Days after receipt of response	20 Calendar Days after receipt of response	30 Calendar Days after receipt of response
Provisioning-Ordinary	50 Calendar Days from Firm Order	90 Calendar Days from Receipt of Application or Firm Order	90 Calendar Days from Receipt of Application or Firm Order	50 Calendar Days from Firm Order	90 Calendar Days from Receipt of Application or Firm Order
Provisioning - Extra Ordinary	75 Calendar Days From Firm Order	130 Calendar Days from Firm Order	130 Calendar Days from Firm Order	75 Calendar Days From Firm Order	130 Calendar Days from Firm Order

NOTES:

- A. If due date falls on a weekend or national holiday, the next work day should be considered the due date. This applies for all calendar day intervals. National/Federal holidays are: New Year’s Day, Martin Luther King Jr. Day, President’s Day/Washington’s Birthday, Memorial Day, Independence Day, Labor Day, Columbus Day, Veterans’ Day, Thanksgiving Day, Christmas Day
- B. CLEC must sign an amendment or agreement to get State intervals. They can also subscribe to service using the tariff. The default intervals will be the current agreement intervals (use 10 business and 30 business days for responses and 120 calendar days for ordinary provisioning and 180 calendar days for extraordinary provisioning).
- C. Only the application date should be used as the trigger for determining if under new intervals.

Table L Collocation Intervals-LOUISIANA

	Central Office Collocation			Remote Site Collocation	
	Virtual	Caged Physical	Cageless Physical	Virtual	Physical
Application Accepted or Denied. Space Available Y/ N-If not, what needs to be corrected	10 Calendar Days after receipt of Application	10 Calendar Days after receipt of Application	10 Calendar Days after receipt of Application	10 Calendar Days after receipt of Application	10 Calendar Days after receipt of Application
Application Response with Price Quote	20 Calendar Days After receipt of Application	30 Calendar Days (BellSouth Target)	30 Calendar Days (BellSouth Target)	20 Calendar Days After receipt of Application	30 Calendar Days after receipt of Application
CLEC Firm Order Response to Continue Clock	NA	NA	NA	NA	NA

- continued -

Table L Collocation Intervals-LOUISIANA (continued)

	Central Office Collocation			Remote Site Collocation	
	Virtual	Caged Physical	Cageless Physical	Virtual	Physical
CLEC Firm Order Response Due or Application Expires	20 Calendar Days after receipt of response	30 Calendar Days after receipt of response	30 Calendar Days after receipt of response	20 Calendar Days after receipt of response	30 Calendar Days after receipt of response
Provisioning-Ordinary	50 Calendar Days from Firm Order	120 Calendar Days from Receipt of Application or Firm Order	120 Calendar Days from Receipt of Application or Firm Order	50 Calendar Days from Firm Order	120 Calendar Days from Receipt of Application or Firm Order
Provisioning - Extra Ordinary	NA	180 Calendar Days from Firm Order	180 Calendar Days from Firm Order	NA	180 Calendar Days from Firm Order
Augments - Physical collocation [with or without add'l space]	NA	60 Calendar Days from Firm Order	60 Calendar Days from Firm Order	NA	60 Calendar Days from Firm Order

Notes:

- A. If due date falls on a weekend or national holiday, the next work day should be considered the due date. This applies for all calendar day intervals. National/Federal holidays are: New Year's Day, Martin Luther King Jr. Day, President's Day/Washington's Birthday, Memorial Day, Independence Day, Labor Day, Columbus Day, Veterans' Day, Thanksgiving Day, Christmas Day
- B. Physical collocation intervals will be reduced to 90 calendar days for ordinary and 120 calendar days for extraordinary in six months or 90 calendar days of standardized pricing and CLEC forecasting procedures approved by the PSC Staff.
- C. Only the application date should be used as the trigger for determining if under new intervals.

Table M Collocation Intervals-MISSISSIPPI

	Central Office Collocation			Remote Site Collocation	
	Virtual	Caged Physical	Cageless Physical	Virtual	Physical
Application Accepted or Denied. Space Available Y/ N-If not, what needs to be corrected	10 Calendar Days after receipt of Application	10 Business Days after receipt of Application	10 Business Days after receipt of Application	10 Calendar Days after receipt of Application	10 Business Days after receipt of Application
Application Response with Price Quote	20 Calendar Days After receipt of Application	30 Business Days after receipt of Application	30 Business Days after receipt of Application	20 Calendar Days After receipt of Application	30 Business Days after receipt of Application
CLEC Firm Order Response to Continue Clock	NA	NA	NA	NA	NA
CLEC Firm Order Response Due or Application Expires	20 Calendar Days after receipt of response	30 Business Days after receipt of response	30 Business Days after receipt of response	20 Calendar Days after receipt of response	30 Business Days after receipt of Application
Provisioning-Ordinary	50 Calendar Days from Firm Order	120 Calendar Days from Receipt of Application or Firm Order	120 Calendar Days from Receipt of Application or Firm Order	50 Calendar Days from Firm Order	120 Calendar Days from Receipt of Application or Firm Order
Provisioning - Extra Ordinary	75 Calendar Days from Firm Order	180 Calendar Days from Firm Order	180 Calendar Days from Firm Order	75 Calendar Days from Firm Order	180 Calendar Days from Firm Order

Notes:

- A. If due date falls on a weekend or national holiday, the next work day should be considered the due date. This applies for all calendar day intervals. National/Federal holidays are: New Year's Day, Martin Luther King Jr. Day, President's Day/Washington's Birthday, Memorial Day, Independence Day, Labor Day, Columbus Day, Veterans' Day, Thanksgiving Day, Christmas Day.
- B. CLEC must sign an amendment or agreement to get State intervals. They can also subscribe to service using the tariff. The default intervals will be the current agreement intervals (use 10 business and 30 business days for responses and 120 calendar days for ordinary provisioning and 180 calendar days for extraordinary provisioning).
-
- C. Only the application date should be used as the trigger for determining if under new intervals.

Table N Collocation Intervals-NORTH CAROLINA

	Central Office Collocation			Remote Site Collocation	
	Virtual	Caged Physical	Cageless Physical	Virtual	Physical
Application Accepted or Denied. Space Available Y/ N-If not, what needs to be corrected (Note 1)	10 Calendar Days after receipt of Application	10 Calendar Days after receipt of Application	10 Calendar Days after receipt of Application	10 Calendar Days after receipt of Application	10 Calendar Days after receipt of Application
Application Response with Price Quote	20 Calendar Days After receipt of Application	15 Calendar Days (BellSouth Target)	15 Calendar Days (BellSouth Target)	20 Calendar Days After receipt of Application	15 Calendar Days (BellSouth Target)
CLEC Firm Order Response to Continue Clock	NA	7 Calendar Days After Application Response	7 Calendar Days After Application Response	NA	7 Calendar Days After Application Response
CLEC Firm Order Response Due or Application Expires	20 Calendar Days after receipt of response	15 Calendar Days	15 Calendar Days	20 Calendar Days after receipt of response	15 Calendar Days

- continued -

Table N Collocation Intervals-NORTH CAROLINA (continued)

	Central Office Collocation			Remote Site Collocation	
	Virtual	Caged Physical	Cageless Physical	Virtual	Physical
Provisioning-Ordinary (Note 1)	50 Calendar Days from Firm Order	90 Calendar Days from Receipt of Application or Firm Order	90 Calendar Days from Receipt of Application or Firm Order	50 Calendar Days from Firm Order	90 Calendar Days from Receipt of Application or Firm Order
Provisioning - Extra Ordinary	75 Calendar Days from Firm Order	N/A	N/A	75 Calendar Days from Firm Order	N/A

Note 1: If BellSouth responds with price quote before the 10 calendar day, the CLEC’s firm order must be received by 17 calendar days after the application date. If CLEC’s response is not received by the 17th calendar day from the Application date, the 90 calendar day provisioning interval begins on the date the CLEC informs BellSouth that Physical Collocation should proceed.

Notes:

- A. If due date falls on a weekend or national holiday, the next work day should be considered the due date. This applies for all calendar day intervals. National/Federal holidays are: New Year’s Day, Martin Luther King Jr. Day, President’s Day/Washington’s Birthday, Memorial Day, Independence Day, Labor Day, Columbus Day, Veterans’ Day, Thanksgiving Day, Christmas Day.
- B. CLEC must sign an amendment or agreement to get State intervals. They can also subscribe to service using the tariff. The default intervals will be the current agreement intervals (use 10 business and 30 business days for responses and 120 calendar days for ordinary provisioning and 180 calendar days for extraordinary provisioning).
- C. Only the application date should be used as the trigger for determining if under new intervals.

Table O Collocation Intervals-SOUTH CAROLINA

	Central Office Collocation			Remote Site Collocation	
	Virtual	Caged Physical	Cageless Physical	Virtual	Physical
Application Accepted or Denied. Space Available Y/ N-If not, what needs to be corrected (Note A)	10 Calendar Days after receipt of Application	10 Calendar Days after receipt of Application	10 Calendar Days after receipt of Application	10 Calendar Days after receipt of Application	10 Calendar Days after receipt of Application
Application Response with Price Quote	20 Calendar Days After receipt of Application	20 Calendar Days (BellSouth Target)	30 Calendar Days (BellSouth Target)	20 Calendar Days After receipt of Application	30 Calendar Days (BellSouth Target)
CLEC Firm Order Response to Continue Clock	NA	NA	NA	NA	NA
CLEC Firm Order Response Due or Application Expires	20 Calendar Days after receipt of response	30 Calendar Days	30 Calendar Days	20 Calendar Days after receipt of response	30 Calendar Days
Provisioning-Ordinary (Note B)	50 Calendar Days from Firm Order	90 Calendar Days from Receipt of Application or Firm Order	90 Calendar Days from Receipt of Application or Firm Order	50 Calendar Days from Firm Order	90 Calendar Days from Receipt of Application or Firm Order
Provisioning - Extra Ordinary	75 Calendar Days from Firm Order	N/A	N/A	75 Calendar Days from Firm Order	N/A

Notes:

- A. If due date falls on a weekend or national holiday, the next work day should be considered the due date. This applies for all calendar day intervals. National/Federal holidays are: New Year’s Day, Martin Luther King Jr. Day, President’s Day/Washington’s Birthday, Memorial Day, Independence Day, Labor Day, Columbus Day, Veterans’ Day, Thanksgiving Day, Christmas Day.
- B. CLEC must sign an amendment or agreement to get State intervals. They can also subscribe to service using the tariff. The default intervals will be the current agreement intervals (use 10 business and 30 business days for responses and 120 calendar days for ordinary provisioning and 180 calendar days for extraordinary provisioning).
- C. Only the application date should be used as the trigger for determining if under new intervals.

Table P Collocation Intervals-TENNESSEE

	Central Office Collocation			Remote Site Collocation	
	Virtual	Caged Physical	Cageless Physical	Virtual	Physical
Application Accepted or Denied. Space Available Y/ N-If not, what needs to be corrected	10 Calendar Days after receipt of Application	10 Calendar Days after receipt of Application	10 Calendar Days after receipt of Application	10 Calendar Days after receipt of Application	10 Calendar Days after receipt of Application
Application Response with Price Quote	20 Calendar Days After receipt of Application	15 Calendar Days (BellSouth Target)	15 Calendar Days (BellSouth Target)	20 Calendar Days After receipt of Application	15 Calendar Days (BellSouth Target)
CLEC Firm Order Response to Continue Clock	NA	7 Calendar Days After Application Response	7 Calendar Days After Application Response	NA	7 Calendar Days After Application Response
CLEC Firm Order Response Due or Application Expires	20 Calendar Days after receipt of response	15 Calendar Days	15 Calendar Days	20 Calendar Days after receipt of response	15 Calendar Days

- continued -

Table P Collocation Intervals-TENNESSEE (continued)

	Central Office Collocation			Remote Site Collocation	
	Virtual	Caged Physical	Cageless Physical	Virtual	Physical
Provisioning-Ordinary (Note 1)	50 Calendar Days from Firm Order	90 Calendar Days from Receipt of Application or Firm Order	90 Calendar Days from Receipt of Application or Firm Order	50 Calendar Days from Firm Order	90 Calendar Days from Receipt of Application or Firm Order
Provisioning - Extra Ordinary	75 Calendar Days from Firm Order	N/A	N/A	75 Calendar Days from Firm Order	N/A

Note 1: If BellSouth responds with price quote before the 10 calendar day, the CLEC's firm order must be received by 17 calendar days after the application date. If CLEC's response is not received by the 17th calendar day from the Application date, the 90 calendar day provisioning interval begins on the date the CLEC informs BellSouth that Physical Collocation should proceed.

Other Notes:

- A. If due date falls on a weekend or national holiday, the next work day should be considered the due date. This applies for all calendar day intervals. National/Federal holidays are: New Year's Day, Martin Luther King Jr. Day, President's Day/Washington's Birthday, Memorial Day, Independence Day, Labor Day, Columbus Day, Veterans' Day, Thanksgiving Day, Christmas Day.
- B. CLEC must sign an FCC amendment or FCC agreement to get FCC intervals. The default intervals will be the current agreement intervals (use 10 business and 30 business days for responses and 120 calendar days for ordinary provisioning and 180 calendar days for extraordinary provisioning).
- C. Only the application date should be used as the trigger for determining if under new intervals.

Table Q Collocation Intervals-FCC

	Central Office Collocation			Remote Site Collocation	
	Virtual	Caged Physical	Cageless Physical	Virtual	Physical
Application Accepted or Denied. Space Available Y/ N-If not, what needs to be corrected	10 Calendar Days after receipt of Application	10 Calendar Days after receipt of Application	10 Calendar Days after receipt of Application	10 Calendar Days after receipt of Application	10 Calendar Days after receipt of Application
Application Response with Price Quote	20 Calendar Days After receipt of Application	15 Calendar Days (BellSouth Target)	15 Calendar Days (BellSouth Target)	20 Calendar Days After receipt of Application	15 Calendar Days (BellSouth Target)
CLEC Firm Order Response to Continue Clock	NA	7 Calendar Days After Application Response	7 Calendar Days After Application Response	NA	7 Calendar Days After Application Response
CLEC Firm Order Response Due or Application Expires	20 Calendar Days after receipt of response	15 Calendar Days	15 Calendar Days	20 Calendar Days after receipt of response	15 Calendar Days
Provisioning-Ordinary (Note 1)	50 Calendar Days from Firm Order	90 Calendar Days from Receipt of Application or Firm Order	90 Calendar Days from Receipt of Application or Firm Order	50 Calendar Days from Firm Order	90 Calendar Days from Receipt of Application or Firm Order
Provisioning - Extra Ordinary	75 Calendar Days from Firm Order	N/A	N/A	75 Calendar Days from Firm Order	N/A

Note 1: If BellSouth responds with price quote before the 10 calendar day, the CLEC’s firm order must be received by 17 calendar days after the application date. If CLEC’s response is not received by the

17th calendar day from the Application date, the 90 calendar day provisioning interval begins on the date the CLEC informs BellSouth that Physical Collocation should proceed.

Other Notes:

- A. If due date falls on a weekend or national holiday, the next work day should be considered the due date. This applies for all calendar day intervals. National/Federal holidays are: New Year's Day, Martin Luther King Jr. Day, President's Day/Washington's Birthday, Memorial Day, Independence Day, Labor Day, Columbus Day, Veterans' Day, Thanksgiving Day, Christmas Day.
- B. CLEC must sign an FCC amendment or FCC agreement to get FCC intervals.

6. Number Portability

6.1 Local Number Portability

The Number Portability Interval Guide is used for porting telephone number(s) only. If the porting request includes loops see Unbundled Network Elements (UNE) interval table and use the interval in this table, or the UNE table, whichever is longest. If existing service rearrangement is needed see Complex Services interval table.

The Number Portability Interval Table consists of the following Terms and Definitions:

Term	Definition
Product	BellSouth Product
Quantity	Numbers, or number blocks
Standard Interval	The number of days required for provisioning of the requested service type. This is the number of days from the time the service order is entered into the service order processing system until the order is completed.
Targeted LSR Processing Interval	The number of days from receipt of request to processing Local Service Request (LSR).
Full Migration	Port all telephone numbers on end user account.
Partial Migration	Port some telephone numbers, leave some telephone numbers, and/or disconnect some telephone numbers.

Assumptions

1. These tables apply to all applicable ACT Types except ACT=D
2. ACT=D, NPT=D The Desired Due Date (DDD) should reflect the day that the CLEC is requesting service to be disconnected. Billing will be stopped as of the DDD.
3. For LSRs submitted electronically and qualifying for flow through/electronic processing, the targeted LSR processing interval will be the same business day.
4. When targeted LSR processing interval is not indicated and the LSR is submitted manually or electronically and requires manual intervention, the LSR will be processed as follows: (a) LSR submitted before 10:00 am - targeted for same business day; (b) LSR submitted after 10:00 am - targeted for next business day
5. The Before and After 10:00 am time indication is based on the time zone of the Center receiving the LSR
6. Negotiated - The BellSouth Project Manager will negotiate with the New Service Provider, for all targeted intervals.

DDD Calculation

1. For LSRs submitted electronically and qualifying for flow through/electronic processing, the CLEC should reflect the Standard Interval as the Desired Due Date (DDD).
2. For LSRs submitted manually or electronically that require manual intervention and no targeted LSR processing interval is indicated on the chart: (a) LSR submitted before 10:00 am - use standard interval for DDD; (b) LSR submitted after 10:00 am - add one day to standard interval to calculate DDD.
3. When an targeted LSR processing interval is listed on the chart it should be added to the Standard interval when calculating the DDD.
4. In all cases, a due date later than the standard interval can be selected as the DDD.

Product	Quantity	Standard Interval	Targeted LSR Processing Interval
Full Migration			
Simple Resale/Retail Services	1-50 numbers	3 business days	See assumption #4
	51+ numbers	Negotiated	Negotiated
Complex Resale/Retail			
Centrex/MultiServ®	1-50 numbers	3 business days	See Assumption #4
	51+ numbers	Negotiated	Negotiated
ISDN BRI	1-50 numbers	3 business days	See Assumption #4
	51+ numbers	Negotiated	Negotiated
ISDN PRI	1-50 numbers	5 business days	See assumption #4
	51+ numbers	Negotiated	Negotiated
DID Number Blocks			
Complete initial block of 20 numbers	1 block	5 business days	See Assumption #4
Complete initial block of 20 numbers PLUS one additional block of 20 numbers	2 blocks	5 business days	See Assumption #4

- continued -

- continued -

Product	Quantity	Standard Interval	Targeted LSR Processing Interval
Complete initial block of 20 numbers PLUS two or more additional blocks of 20 numbers	3+ blocks	Negotiated	Negotiated
Partial Migration			
Simple Resale/Retail Services	1-50 numbers	3 business days	See Assumption #4
	51+ numbers	Negotiated	Negotiated
Complex Resale/Retail			
Centrex/MultiServ®	1-50 numbers	3 business days	See assumption #4
	51+ numbers	Negotiated	Negotiated
ISDN BRI	1-50 numbers	3 business days	See Assumption #4
	51+ numbers	Negotiated	Negotiated
ISDN PRI	1-50 numbers	5 business days	See Assumption #4
	51+ numbers	Negotiated	Negotiated
DID Number Blocks			
Partial initial block of 20 numbers	1-19 Numbers	Negotiated	Negotiated
Partial additional block of 20 numbers	1-19 Numbers	Negotiated	Negotiated
Complete additional block of 20 numbers	1-2 blocks	3 business days	See Assumption #4
	3+ blocks	Negotiated	Negotiated

6.2 Interim Number Portability

Table R Interim Number Portability

Product	Quantity	Standard Interval	Targeted LSR Processing Interval
Interim Number Portability			
RCF-Remote call forwarding	1-25 numbers non-complex	3 business days	See Assumption #4
	1-25 numbers complex	5 business days	See Assumption #4
	26-50 numbers	5 business days	See Assumption #4
	51+ numbers	Negotiated	Negotiated
DID-Direct Inward Dial-Initial request-trunk group to be established	Initial	23 business days	7 business days
DID-Direct Inward Dial-Subsequent request-trunk group in place	1-100 numbers	3 business days	See Assumption #4
	100+ numbers	Negotiated	Negotiated
RIPH-Route Index Hubbing	1-25 numbers	Negotiated	Negotiated
	26-50 numbers	Negotiated	Negotiated
	51+ Numbers	Negotiated	Negotiated

7. Directory Listings Standard Interval Table

7.1 Directory Listings Standard Interval Table

Table S REQ TYP J

If the DDD field on the LSR is equal to the:	Then the assigned due date is:
Current date	The current date
Future date	Date indicated in the DDD field

Electronic Ordering: There may be times when manual order issuance is required. When this occurs the due date returned may be longer than the standard interval.

Manual Ordering: Every effort will be made to meet the standard due date intervals. However, due to the scope of the request or LCSC workload, the due date returned may be longer than the standard interval.

8. Non-Basic Inside Wire

8.1 Non-Basic Inside Wire

Assumptions

1. For all LSRs submitted manually and electronically, that require manual intervention, the LSR will be processed per the targeted LSR processing interval in the matrix for the specific product.
2. The intervals indicated in this table are for stand-alone non-basic inside wire termination requests, not associated with a product. When the non-basic inside wire request is associated with a product, the interval for that product should be used.
3. The intervals are based on the number of terminations requested.

Table T Non-Basic Inside Wire Interval Table ACT C

Product	Quantity	Standard Interval	Targeted LSR Processing Interval
Non-Basic Inside Wire	1-2 terminations	2 business days	2 business days
	3-5 terminations	4 business days	2 business days
	6-10 terminations	7 business days	2 business days
	11-15 terminations	10 business days	2 business days
	16+ terminations	Negotiated	Negotiated

EXHIBIT LCSC – 8

CLEC Service Order Tracking System User's Guide

CLEC Service Order Tracking System

User's Guide

Document Number: 4982-300-500-05

July 13, 2000

Issue 5

Prepared for:

BellSouth Telecommunications Inc.

Prepared by

BellSouth Applied Technologies
5515 Spalding Drive
Norcross, GA 30092
770.209.8000

PRIVATE/PROPRIETARY:

Contains private and/or proprietary information. May not be used or disclosed outside the BELLSOUTH companies except pursuant to a written agreement.

This document is subject to change without notice. Though every effort was made to ensure the accuracy of this publication, BellSouth Applied Technologies cannot ensure the accuracy of printed material after the date of publication.

Reproduction of this document by any entity outside of BellSouth is strictly forbidden.

All trademarks are the property of their respective owners.

© 2000 BellSouth Applied Technologies. All Rights Reserved.

Change History

Issue	Date	Description
Draft 1	10/14/99	First draft
Issue 1	10/27/99	Incorporated changes from review
Issue 2	11/15/99	Incorporated grammatical changes as requested by BellSouth Telecommunications
Issue 3	3/30/00	<ul style="list-style-type: none">• Formatting changes to the cover and sections 1.1, 2.1, 2.3.2, and 4.1 have been made as requested by BellSouth Telecommunications Inc.• Content changes in the Abbreviations and Acronyms section and Section 3.2 have been made as requested by BellSouth Telecommunications Inc.
Issue 4	5/18/00	Added section 1.4 as requested by BellSouth Telecommunications Inc.
Issue 5	7/13/00	The URL for the Pending Order Status job aid in section 4.2.2 was updated.

This Page Intentionally Left Blank

Contents

Contents	i
Before You Begin	1
Purpose	1
Using This Guide	1
Typographical Conventions	1
Abbreviations and Acronyms	2
Chapter 1. Introduction	3
1.1. Purpose of the Tracking System	3
1.2. System Availability	3
1.3. Process Flow	4
1.4. About the System	4
Chapter 2. Getting Started	5
2.1. Accessing the System	5
2.2. Help	6
2.3. Logging In	7
2.3.1. Changing Your Password	8
2.3.2. Changing Your Password from the Profile Screen	9
Chapter 3. Service Order Inquiry	11
3.1. Using the Order Inquiry Function	11
3.2. Searching by a Date Range	12
3.2.1. Breakdown by State	13
3.2.2. Service Order List Screen	14
3.2.2.1. Service Order Screen Elements	15
3.2.2.2. Changing the Sort Order	15
3.2.2.3. Viewing the Service Order	15
3.2.2.4. Printing the Service Order	16
3.2.3. Searching by a Specific Field	17
Chapter 4. Service Orders	19
4.1. Overview	19
4.2. Appropriate Action	20
4.2.1. PF Status	20
4.2.2. MA Status	20
4.2.2.1. MA Code Descriptions	20
4.3. Service Order Identification	22
4.3.1. Service Order Fields	22
4.4. Service Order Fields	24
4.4.1. Service Order Detail	25

Chapter 5. Using Excel 27
5.1. Downloading Results into MS Excel 27

Figures

Figure 1. CLEC Service Order Tracking System Home Page	5
Figure 2. Change Password Screen.....	8
Figure 3. CLEC Service Order Tracking System Home Page	9
Figure 4. Profile Screen.....	10
Figure 5. Order Inquiry Screen.....	11
Figure 6. Service Order Status Screen	12
Figure 7. Service Order List Screen.....	14
Figure 8. Service Order Headers	24
Figure 9. Downloading into Excel from Netscape	27

This Page Intentionally Left Blank

Before You Begin

Purpose

This guide is designed to help you use the CLEC Service Order Tracking System (CLEC SOTS), referred to as the “tracking system.” The guide reviews service order statuses and provides instructions on the various service order fields and system navigation.

Note: This guide assumes that you have some familiarity with Web browsers and standard Microsoft Windows conventions.

Using This Guide

The following table explains the topics addressed in each chapter:

Read...	To learn about...
Section 1.4, "About the System"	The overall functionality.
Chapter 2, "Getting Started"	Accessing the system, getting online help, and logging in and exiting the system.
Chapter 3, "Service Order Inquiry"	Retrieving service order data by date range and quick field searches.
Chapter 4, "Service Orders"	Service Orders, appropriate action, order statuses, and order identification.
Chapter 5, "Using Excel"	Downloading query results into an Excel worksheet.

Typographical Conventions

The following typographical conventions are used in this guide:

Convention	Purpose
Bold	Indicates values or objects you enter into the system. For example: “Type https://clecview.bellsouth.com. ”
Note:	Indicates an exception or attribute to notice.
Hint:	Indicates an easier alternative to complete a process or step.

Abbreviations and Acronyms

The abbreviations and acronyms used in this guide are defined in the following table:

Term	Meaning
AECN	Alternate Exchange Carrier Name
AO	Assignable Order
BST	BellSouth Telecommunications
CA	Cancelled
CLEC	Competitive Local Exchange Carrier
CLEC SOTS	CLEC Service Order Tracking System
CP	Completed
CUID	CLEC User Identification
Current DD	Current Due Date
DD	Due Date
HC	Held for Completion
LSR	Local Service Request
PD	Pending Dispatch
PF	Pending Facilities
PON	Purchase Order Number
RESH	Reseller Sharer
SO#	Service Order Number
SOCS	Service Order Control System
SPOC	Single Point of Contact
TN	Telephone Number

Chapter 1. Introduction

1.1. Purpose of the Tracking System

The tracking system provides CLEC service order information from the BellSouth Service Order Communication System (SOCS) for CLEC service orders via a Web interface. The tracking system is designed to provide the CLEC community with the following capabilities:

- Viewing service orders
- Determining order statuses
- Tracking service orders

1.2. System Availability

The tracking system interfaces with SOCS to process your requests to view service orders. The tracking system and SOCS are unavailable at certain times for scheduled maintenance or upgrades, which are normally performed during off-peak hours. You will not be able to obtain information at these times.

Please consider the following maintenance schedule when planning to make your service order viewing requests. All times are in Eastern Standard Time:

Day	Down Time
Monday – Saturday	12:00 AM — 6:59 AM 7:01 PM — 12:00 AM
Sunday	12:00 AM — 11:59 PM

1.3. Process Flow


CLECs issue Local Service Requests (LSRs) to request service(s) for their end user customers. The LSR is the mechanism by which a CLEC instructs BellSouth on how to handle end user customers. LSRs may be submitted to BellSouth electronically or manually. A basic LSR is generated and processed in the following order.

1. The CLEC generates an LSR.
2. BellSouth Telecommunications (BST) receives the LSR, generates a service order in SOCS, and notifies the CLEC of the service order.
3. The service is delivered to the customer.

The LSR is translated into a service order and is communicated to other BellSouth departments via SOCS, where CLEC Service Order Tracking System information is derived.

1.4. About the System

To obtain access to the CLEC Service Order Tracking System, please contact your BellSouth Account Team.

For user assistance, consult this user guide and the computer based tutorial, which may be accessed via the  in the CLEC Service Order Tracking System. For additional user assistance beyond that provided in the aforementioned resources, contact your BellSouth Account Team.

To report a suspected system or documentation problem, please contact the BellSouth Electronic Interface Support at 888 462-8030. BellSouth Electronic Support will forward needed queries or escalations to the appropriate BellSouth departments.

Chapter 2. Getting Started

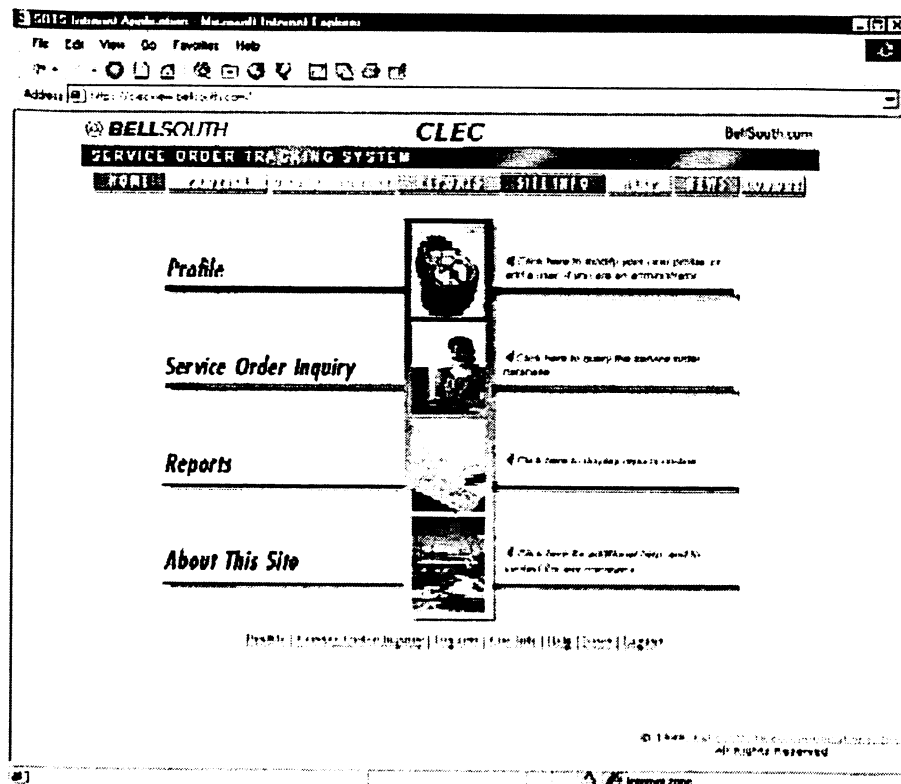
2.1. Accessing the System

You will need the following system requirements to successfully access the tracking system through the Internet:






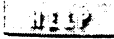


- Excel version 5.0
- 800 x 600 screen resolution or higher
- Internet Explorer 4.01 with SP1 and above for the tutorial
- Netscape Communicator 4.06 and above for the tutorial

In your browser's location toolbar, type <https://clecview.bellsouth.com> and press Enter to access the home page. The following screen appears:


Figure 1. CLEC Service Order Tracking System Home Page



The home page contains links to all tracking system functions. Depending on your user access, you can click any button in the top frame or highlighted text in the bottom frame to jump to the appropriate interface.

Button	Description
	Links to the Home page.
	Links to the “User Profile” function, which enables a CLEC to change his or her password.
 or Service Order Inquiry	Links to the “Service Order Inquiry” function.
	May be available for future use.
 or About this Site	Links to a page containing site access, trouble reporting, and system copyright information.
	Links to this guide and the computer based tutorial.
	Links to the News page, which alerts to site updates.
	Allows the CLEC to log out of the system.

2.2. Help

 will link you to the appropriate section of the User's Guide based on your location or position in the tracking system. You may choose a section of the guide from the “Contents” frame on the left side of your screen.

2.3. Logging In

Note: You should have been issued a CLEC User ID (CUID) and password for logging in. If you have lost or do not have a CUID or password, contact the SPOC.

To log in to the tracking system, follow these steps:

1. Open your Internet browser and type **https://clecview.bellsouth.com** in the location toolbar and press Enter.

Note: If you have assigned a password to your digital certificate, the system will prompt you to enter it.

2. Click “Service Order Inquiry” or the “Reports” button or link.
3. Enter your CUID and password and click Logon.

Note: If your login attempt fails, the screen will refresh and prompt you to re-enter your CUID and password. If your second login attempt fails, contact the SPOC to verify that the CUID and password you are entering is correct.

2.3.1. Changing Your Password

You can change your password. Passwords have no minimum character length and can be as long as 16 characters.

To change your password, follow these steps:

1. From the Login screen, click the “Change Password” link. The following appears:

Figure 2. Change Password Screen

The screenshot shows a form with four input fields and two buttons. The fields are labeled: CUID, Enter Old Password, Enter New Password, and Please Re-Enter New Password. The buttons are labeled Update and Reset.

2. Type your CLEC User ID in the CUID field.
3. Type your current password, in the Enter Old Password field.
4. Type your new password in the Enter New Password field.
5. Type your new password in the Please Re-Enter New Password field.
6. Click Update.

Note: If you make a mistake and want to re-enter information, click Reset and repeat steps 2 through 6.

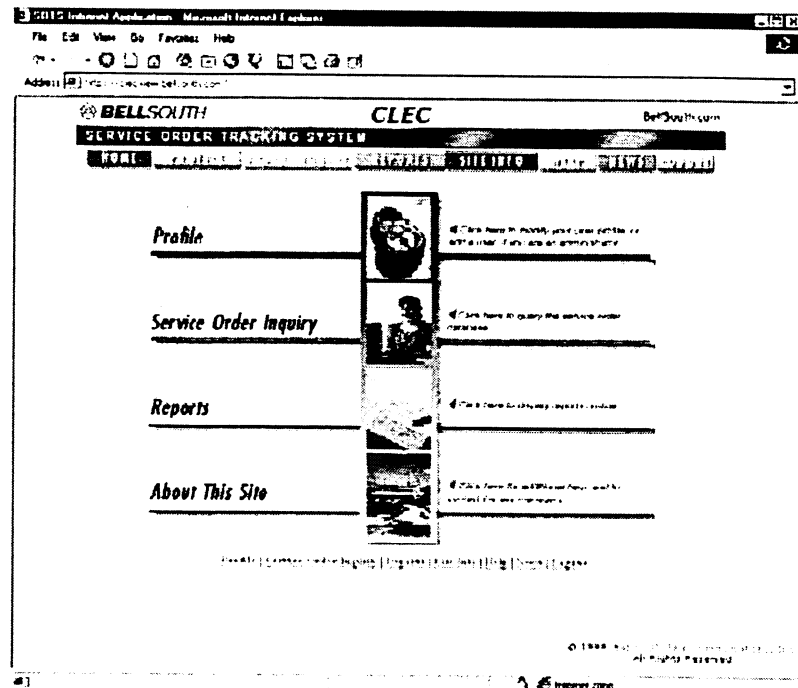
2.3.2. Changing Your Password from the Profile Screen

Note: If you cannot access the appropriate service order information, please contact the SPOC. The SPOC will correct your user profile, if needed.

To change your password from the Profile screen, follow these steps:

1. Click **Profile** or the Profile icon from the tile bar or Home page, as shown in the following figure:

Figure 3. CLEC Service Order Tracking System Home Page



2. Select your CUID.

The following screen appears:

Figure 4. Profile Screen

HTTP Application: Microsoft Internet Explorer

Go Back Stop Forward Home

Address http://www.bellsouth.com

BELLSOUTH CLEC BellSouth.com

SERVICE ORDER TRAINING SYSTEM

NAME: DEM0123

Name: John Doe CUID: DEM0123

Address: 100 Peachtree Street Phone: (770) 555 1212

Address: Suite 1 Email: jdoe@bellsouth.com

City/State/Zip: Atlanta GA 30303

New Password:

Confirm Password:

© 1999 BellSouth Corporation. All Rights Reserved.

Internet zone

3. Type your new password in the New Password field.
4. Retype your new password in the Confirm Password field.
5. Click Update.

Chapter 3. Service Order Inquiry

3.1. Using the Order Inquiry Function

Use the Service Order Inquiry function to query service order information based on your security profile, which the Account Team requested, by clicking [ORDER INQUIRY](#).

The following screen appears:

Figure 5. Order Inquiry Screen

BELLSOUTH CLEC
SERVICE ORDER TRACKING SYSTEM

2000-05-20 SITE INFO HELP LOG OFF

The following query displays the status of all orders for your user profile, which have a Current E.D. on or between the dates you specify.



Select Date Range: From: 04/1/1999 To: 04/2/1999 Show Service Order Status

The following query allows you to display on-screen a service orders matching a specific criteria.

Select Field to Search: ED Enter value to search for: Go to the SAME Order List

3.2. Searching by a Date Range

To retrieve all orders by a specific date range, follow these steps.

1. Click the  next to the From date field to select the start date or type the date in the field.
2. Click the  next to the To date field to select the end date or type the date in the field.

Note: The system will not accept a range greater than 90 days.

3. Click

The following screen appears:

Figure 6. Service Order Status Screen

Service Order Status in All States with Current DD between 9/1/1999 and 10/26/1999							
	<u>PD</u>	<u>PF</u>	<u>AO</u>	<u>MA</u>	<u>CA</u>	<u>CP</u>	<u>Total</u>
<u>TEST (8004)</u>	<u>1</u>	<u>0</u>	<u>0</u>	<u>1</u>	<u>0</u>	<u>0</u>	<u>2</u>
<u>TEST (9000)</u>	<u>1</u>	<u>0</u>	<u>0</u>	<u>0</u>	<u>24</u>	<u>964</u>	<u>989</u>
<u>Total</u>	<u>2</u>	<u>0</u>	<u>0</u>	<u>1</u>	<u>24</u>	<u>964</u>	<u>991</u>

The table (matrix) indicates the number of service orders that have the following CLEC statuses:

- **PD**– Pending Dispatch
- **PF** – Pending Facilities
- **AO**– Assignable Order
- **MA**– Missed Appointment
- **CA**– Cancelled
- **CP**– Completed

3.2.1. Breakdown by State

This window allows you to change how you view the matrix. The default view is of the Entire Region.

If you want to...	Then...
View a specific state	Click the state.
Return to the default value	Click the "Entire Region" link.

Note: The text above the matrix tells you which view you are seeing.

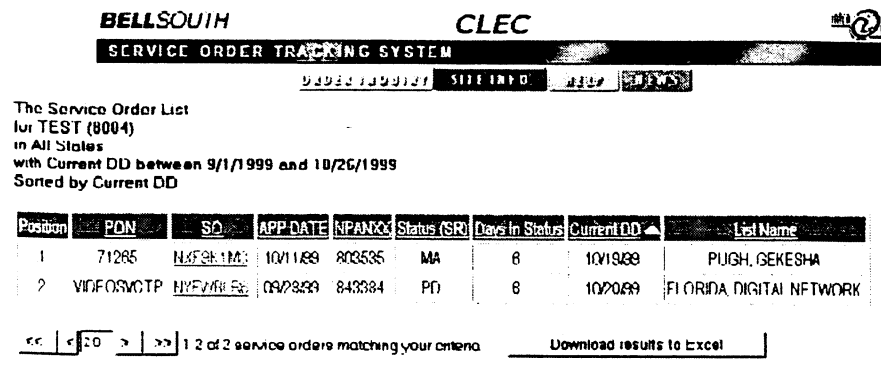
You can click any underlined entry in the matrix to retrieve service orders based on criteria involving the CLEC Company Code and Order Status you select. The following table lists the information you will see, depending on the entry you select.

Link	Shows all service orders...
Status Type (PF, PD, AO, MA, CA, or CP) or Column Total	In the specified status for all of the CLEC Company Codes.
Number	In the specified status for the specific CLEC Company Code.
Row Total	In the selected status based on the CLEC Company Codes shown.

3.2.2. Service Order List Screen

Once you select a matrix header, the following screen appears:

Figure 7. Service Order List Screen



Note: The service orders shown are sorted by the Current Due Date. You can reorder the list by selecting any column heading.

The following table defines the field headings in the Service Order List screen:

Field	Description
Position	Position of the service order within the list.
PON	Purchase Order Number.
SO#	Service Order Number.
APP Date	Application Date of the Service Order, which is the day the Service Center or electronic interface receives a correct LSR.
NPANXX	The NPA and NXX on the Service Order.
Status	Service Order Status.
Days in Status	Number of days the order has been in that status.
Current DD	Current Due Date.
List Name	Listed name specified by the LSR.

To view the Service Order Header and Detail information for a specific service order, click the Service Order Number link in the SO# column. The Service Order screen appears.

Note: The header information remains at the top of the screen when you scroll.

3.2.2.1. Service Order Screen Elements

The following describes the Service Order screen elements.

Element	Description
<<	Click this button to link to the first list.
<	Click this button to link to the previous list.
10	The system will list results based on the number you enter into this box.
>	Click this button to link to the next list.
>>	Click this button to link to the last list.
Download results to Excel	Click this button to download the list into an Excel file on your computer.
Column Header	Click this to view the results for that column.
Position	This column tells the number of the result you are viewing.

3.2.2.2. Changing the Sort Order

To re-order a descending column by ascending order, click on the column header. An arrow appears to the right of the column header. To reverse the order, click the column header.



Note: The default order is in descending order on the date received.

3.2.2.3. Viewing the Service Order

If the order is in “AO,” “PF,” or “MA” status, a button will appear on the Service Order screen labeled “Get Current Status.” It will allow you to view a current status of the service order in SOCS.

3.2.2.4. Printing the Service Order

Once you select the service order, it appears in a new screen. The system must format the order to include the header before you can print the order. To print the order, follow these steps:

1. Click Printable Format.
2. Click once within the newly reformatted screen.
3. Click your browser's "Print" button (i.e.  or ) to send the image to your printer.

3.2.3. Searching by a Specific Field

From the Order Inquiry screen, you can use the “Search by Specific Field Query” to retrieve a list of service orders by the following criteria:

- Service Order Number (SO#)
- Purchase Order Number (PON)
- RESH
- AECN
- Specific Due Date
- Telephone Number (TN)

To perform a quick search, follow these steps:

1. In the primary search window, click Select Field to Search and select one of the following:
 - AECN
 - Completion Date
 - Current DD
 - PON
 - RESH
 - SO
 - TN
2. In the Enter Value to Search For field, enter a value and click

Note: The values you enter must be exact.

The Service Order List appears.

You can re-sort the list by selecting any column heading. If you click the SO# column link, the Service Order list will appear.

This Page Intentionally Left Blank

Chapter 4. Service Orders

4.1. Overview

An LSR is processed in the following order when a CLEC submits it:

1. It is checked for errors.
2. It is characterized for order type (LNP or Non-LNP).
3. The CLEC generates a service order in SOCS.

If an LSR requires additional information to generate a service order, the following notice(s) will be sent to the CLEC, depending on how the LSR was sent:

- A faxed Clarification Notice or Rejected Notice and the PON report, if the order was submitted manually
- An Electronic Notice, if the LSR was submitted electronically

Note: You can access a PON Report at <https://clec.bellsouth.com>.

The following list describes the status changes a service order may undergo before it is delivered to the end user:

Status Abbreviation	Meaning	Description
CP	Completed Order	The order is complete and service has been delivered to the end user.
AO	Assignable Order	The order is ready for facility assignment.
CA	Cancelled Order	The order is canceled.
MA	Missed Appointment	The due date for the order has been missed. The associated codes give details.
PD and HC	Pending Order	The order has been assigned facilities and is waiting to be dispatched.
PF	Pending Facilities	It is difficult to provision facilities for the order.

Note: Service order status (system request codes) prefixes and suffixes direct efforts of downstream departments and are for BellSouth's internal use only.

4.2. Appropriate Action

A Pending Facilities (PF) or Missed Appointment (MA) status on an order usually indicates that there will be a delay in delivering service to the end user. You or BellSouth may need to take action to advance the order to Pending Dispatch (PD). The following sections explain PF and MA statuses and the procedures to follow when you encounter these statuses.

4.2.1. PF Status

A service order in PF status indicates a problem provisioning services to the end user. The PF Report gives details on orders in PF status, such as the reason for the delay and the estimated service date. When you encounter an order in PF status, consult the PF Report, which contains the reason for the delay, estimated service, etc., at "<http://clec.bellsouth.com> (<http://clec.bellsouth.com>)."

Note: The Web site is password protected. Each CLEC can only view the information about their orders in PR status.

4.2.2. MA Status

When an order is in MA status, a problem working the order exists. An MA status indicates the order will require a new due date. The MA status is further explained by the MA codes shown on the order. For more information about the MA codes, consult this URL:
http://www.interconnection.bellsouth.com/markets/lec/doc/pend_stat.pdf.

4.2.2.1. MA Code Descriptions

The following table lists the MA field codes and their descriptions:

Code	Meaning	Description
CA	Company Assignment	Difficulty with the facility assignment resulted in a missed due date.
CA or EB	Company Business Ofc.	A business office (LCSC) mistake resulted in a missed due date.
CD	Company Designed	A facility design resulted in a missed due date.

Code	Meaning	Description
CF	Company Facilities	Physical facilities resulted in a missed due date.
CI*	Company Independent	Independent company difficulties resulted in a missed due date.
CK	Company Facilities	ISDN BRI Service facilities resulted in a missed due date.
CL	Company Load	An area work load resulted in a missed due date.
CM	Company Mechanization	Mechanization difficulties resulted in a missed due date.
CO	Company Other	Reasons other than those mentioned on this list resulted in a missed due date.
CS	Company Switching	Difficulties with the switching office resulted in a missed due date.
CX	Company Exceptional	Exceptional reasons (natural disaster, etc.) resulted in a missed due date.
CY	Customer Desired Due Date Missed	The due date was missed and the FOC date will follow.
SA*	Subscriber (CLEC/End User) Access	Lack of access at the end user address resulted in a missed due date.
SL*	Subscriber (CLEC/End User) Requests Later Date	CLEC/end user request for a later date resulted in a missed due date.
SP*	Subscriber (CLEC/End User) Requests Earlier Date	CLEC/end user request an earlier date resulted in a missed due date.
SO*	Subscriber (CLEC/End User) Other	CLEC/end user reasons other than those on this list resulted in a missed due date.
SR*	Subscriber (CLEC/End User) Not Ready	CLEC/end user is not ready.

*Consult the documentation at http://www.interconnection.bellsouth.com/markets/lec/doc/pend_stat.pdf to determine the appropriate action.

4.3. Service Order Identification

Orders are identified in SOCS by service order numbers, which begin with an alpha character followed by seven alphanumeric characters. There are six types of service orders that can be issued in SOCS. Order types are denoted by the first character of the order number. The values for the first character and their meanings are listed in the following table.

Character	Meaning
N	New
C	Change
D	Disconnect
T	Transfer to a new address (works with "F" order)
F	Disconnect from an Old Address (works with "T" order)
R	Record

4.3.1. Service Order Fields

The following table shows the fields that are available for you to view service order information:

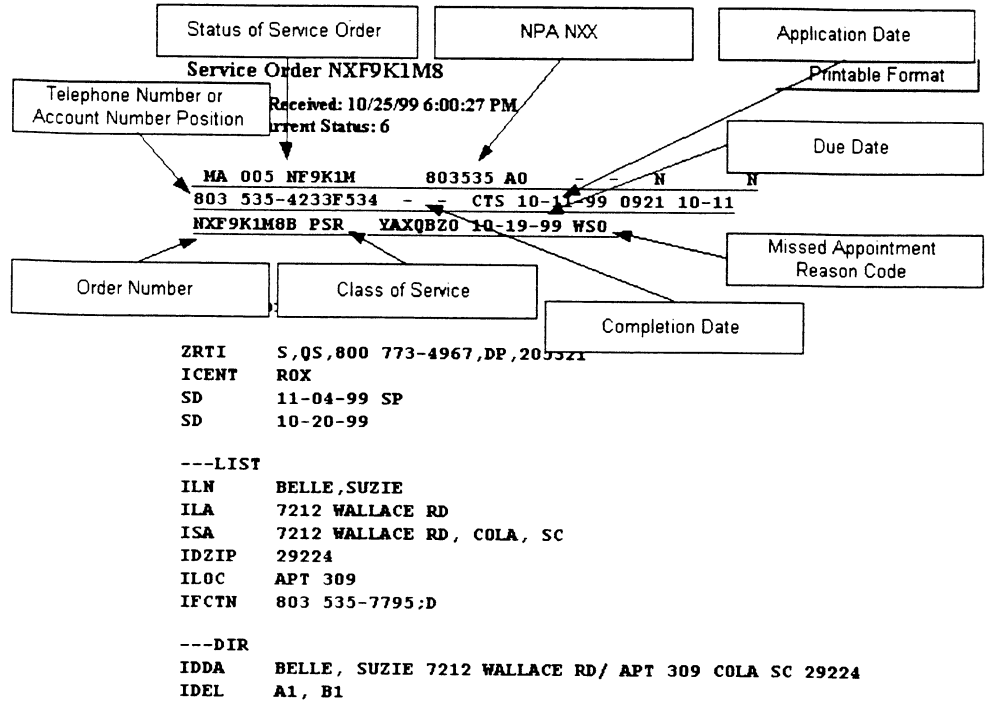
Field Number	Title	Description
First Row Header Fields		
1	Order Status	Status of the service order (two alphabetic characters, which may include a prefix or suffix).
2	For BST Internal Use only	
3	For BST Internal Use only	
4	NPANXX	NPANXX used on the service order.
5	For BST Internal Use only	
6	For BST Internal Use only	
7	For BST Internal Use only	
8	For BST Internal Use only	
9	For BST Internal Use only	
10	For BST Internal Use only	

Field Number	Title	Description
Second Row Header Fields		
11	TN or Account Number	Main telephone or account number on which the service number is written.
12	For BST Internal Use only	
13	For BST Internal Use only	
14	Completion Date	Date the end user's service order or service installation is completed.
15	For BST Internal Use only	
16	Application Date	Date the clean LSR was presented and a service order could be issues.
17	For BST Internal Use only	
18	For BST Internal Use only	
Third Row Header Fields		
19	Order Number	Service order number.
20	Class of Service	Type of service as referenced in the USOC Manual.
21	For BST Internal Use only	
22	Due Date	Original due date the service order was to be completed.
23	For BST Internal Use only	
24	For BST Internal Use only	
25	Missed Appt Reason Code	Code indicating why the due date was not met.

4.4. Service Order Fields

The service order header provides pertinent information about the service order. When you review an individual service order, the header information appears in blue and is underlined, as shown in the following figure.

Figure 8. Service Order Headers



4.4.1. Service Order Detail

Beneath the header information, service order details are separated into sections, which are defined in the following table:

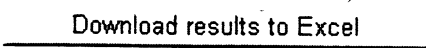

Section	Definition						
Unfielded Identification Information	<p>This section of the service order is placed immediately following the header information. This section includes, but is not limited to, the following items:</p> <ul style="list-style-type: none"> • Subsequent due date information—the new due date on which the order is to be worked. It is indicated by the “SD” followed by the date. • Related order information—a listing of orders related to the displayed order. The relationship between the orders is denoted by three alpha characters preceding the service order, as defined in the following list: <ul style="list-style-type: none"> – “CRO” or “RRSO” indicates related service orders due on the same day. – “RO” indicates related service orders due on different days. – “SEQ” indicates the sequence that related orders are to be worked. • AECN information is a four numeric CLEC identifier used on LNP and UNE orders. 						
Listing Information	<p>The listing section of the service order is indicated by “- - -LIST.” It includes, but is not limited to, the following codes:</p> <p>Abbreviation Meaning</p> <table border="0"> <tr> <td data-bbox="704 1318 889 1346">LN</td> <td data-bbox="889 1318 1421 1381">Indicates the Listed Name to be placed in the directory.</td> </tr> <tr> <td data-bbox="704 1402 889 1430">LA</td> <td data-bbox="889 1402 1421 1465">Indicates the Listed Address to be placed in the directory.</td> </tr> <tr> <td data-bbox="704 1486 889 1514">SA</td> <td data-bbox="889 1486 1421 1549">Indicates the location or address where service is working.</td> </tr> </table>	LN	Indicates the Listed Name to be placed in the directory.	LA	Indicates the Listed Address to be placed in the directory.	SA	Indicates the location or address where service is working.
LN	Indicates the Listed Name to be placed in the directory.						
LA	Indicates the Listed Address to be placed in the directory.						
SA	Indicates the location or address where service is working.						
Directory Information	<p>This section is for BellSouth internal use only. It is indicated by “- - -DIR” and contains directory information.</p>						

Section	Definition
Billing Information	<p>Billing information on the service order is indicated by the “__BILL” section and may include, but is not limited to, the following information:</p> <p>Prefix Meaning</p> <p>IBN1 IBNX Billing Name followed by the address</p> <p>RESH Four digits preceded by an “R” used to identify the CLEC on resale orders</p> <p>IPON CLEC purchase order number</p> <p>IBTN The CLEC billing account or “Q” account number</p>
Service and Equipment Details	<p>The service and equipment section of the order is indicated by “- -S&E.” It refers to service and equipment that is being added, changed, deleted, etc. in accordance with the instructions on the LSR. The USOC codes for BellSouth's products and services can be found in the USOC Manual or the various state subscribers tariffs and will not be discussed in this guide. The codes that indicate the action taken on a product of service are listed below. One or more action codes will be indicated for each item influenced by the service order. The following table lists and describes the S&E Action Codes.</p> <p>Code Meaning</p> <p>I Adding a new feature, line, etc.</p> <p>O Removing feature, line, etc.</p> <p>R (Recapped) No change to existing feature, line, etc.</p> <p>C Change to existing feature, line, etc. Shows existing information (works with “T” action)</p> <p>T Change to existing feature, line, etc. Shows the new information (works with “C” action)</p> <p>D Change to existing feature, line, etc. (works with “E” action)</p> <p>E Change to existing feature, line, etc. (works with “D” action)</p> <p>G Grouping of information for individual telephone numbers</p>

Chapter 5. Using Excel

5.1. Downloading Results into MS Excel

To download the query results from the Service Order List into Microsoft Excel, follow these steps:

1. From the Service Order List, click  at the bottom of the screen.
2. If you are using **Internet Explorer**, select the Open In Excel link or click the . The file appears on the screen within your browser:

If you are using **Netscape**, follow steps 3 through 4:


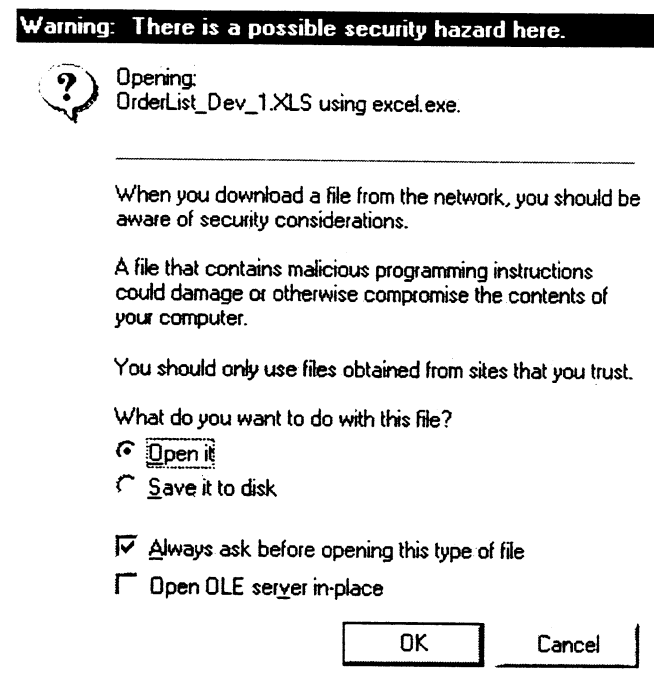
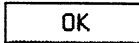
3. Select the “Open In Excel” link or click the . The following window appears in your browser:

Figure 9. Downloading into Excel from Netscape



4. Select either Open it or Save it to disk and click .

The file is downloaded into your Excel application.

MOCK PF REPORT

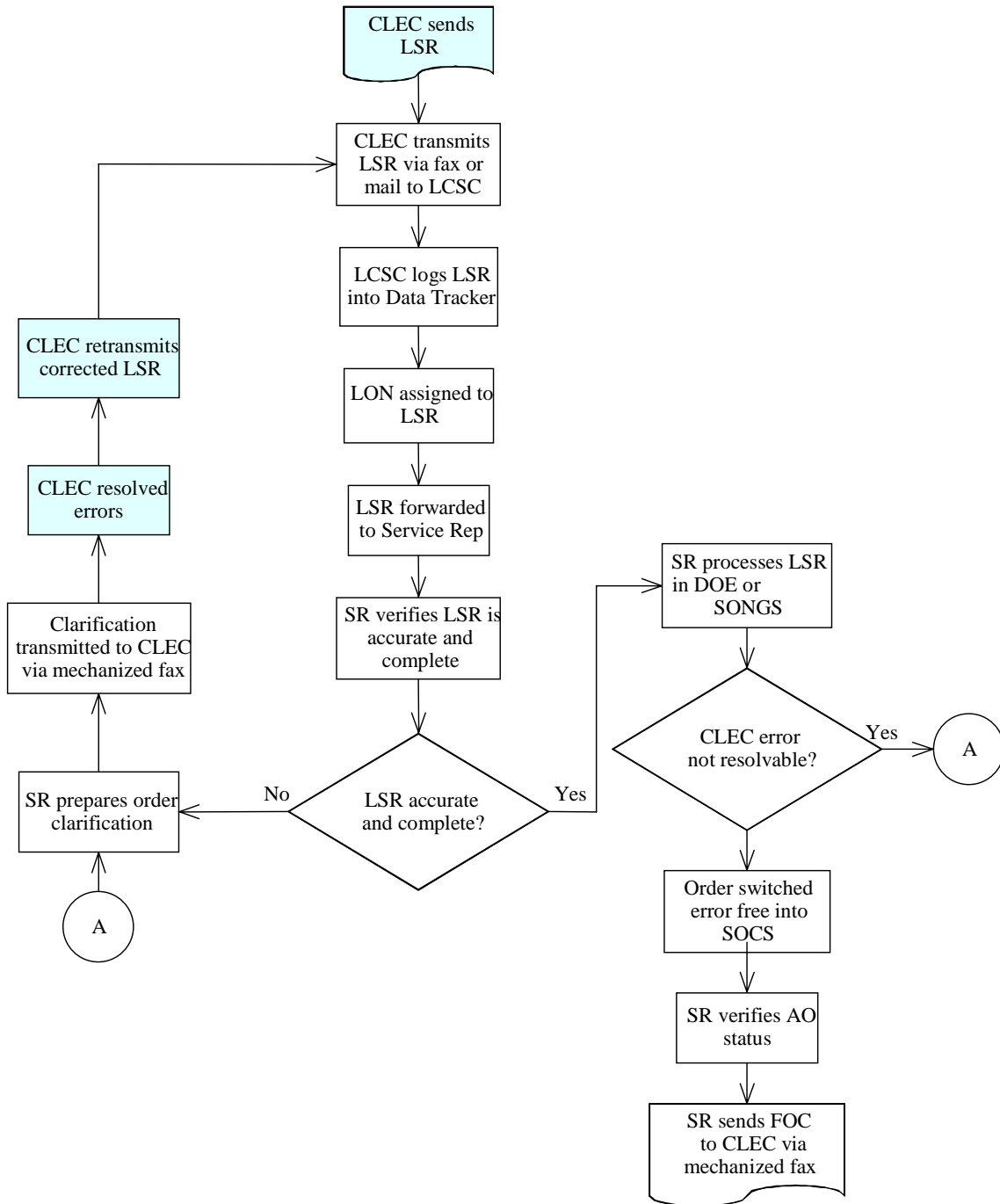
Pending Facilities Orders for Resh Code:				RXXXXX				Report Run Date:			
PON	Tel #	Order #	Due Date	Cls of Svc	FAC	Curr Answer	ECD	ESD	PF Date		
CLEC0001	404 555-1111	CO000001	10/27/1999	UEA	FIPR	9FG06144N		10/20/1999	10/27/1999		
CLEC0002	404 555-1112	CO000002	10/15/1999	UEA	FIPR	RFSERRRO			10/27/1999		
CLEC0003	404 555-1113	CO000003	8/27/1999	UEA	FIPR	SOC			10/28/1999		
CLEC0004	404 555-1114	CO000004	10/11/1999	UEA	FIPR	RFSERRRO					

MOCK PON REPORT

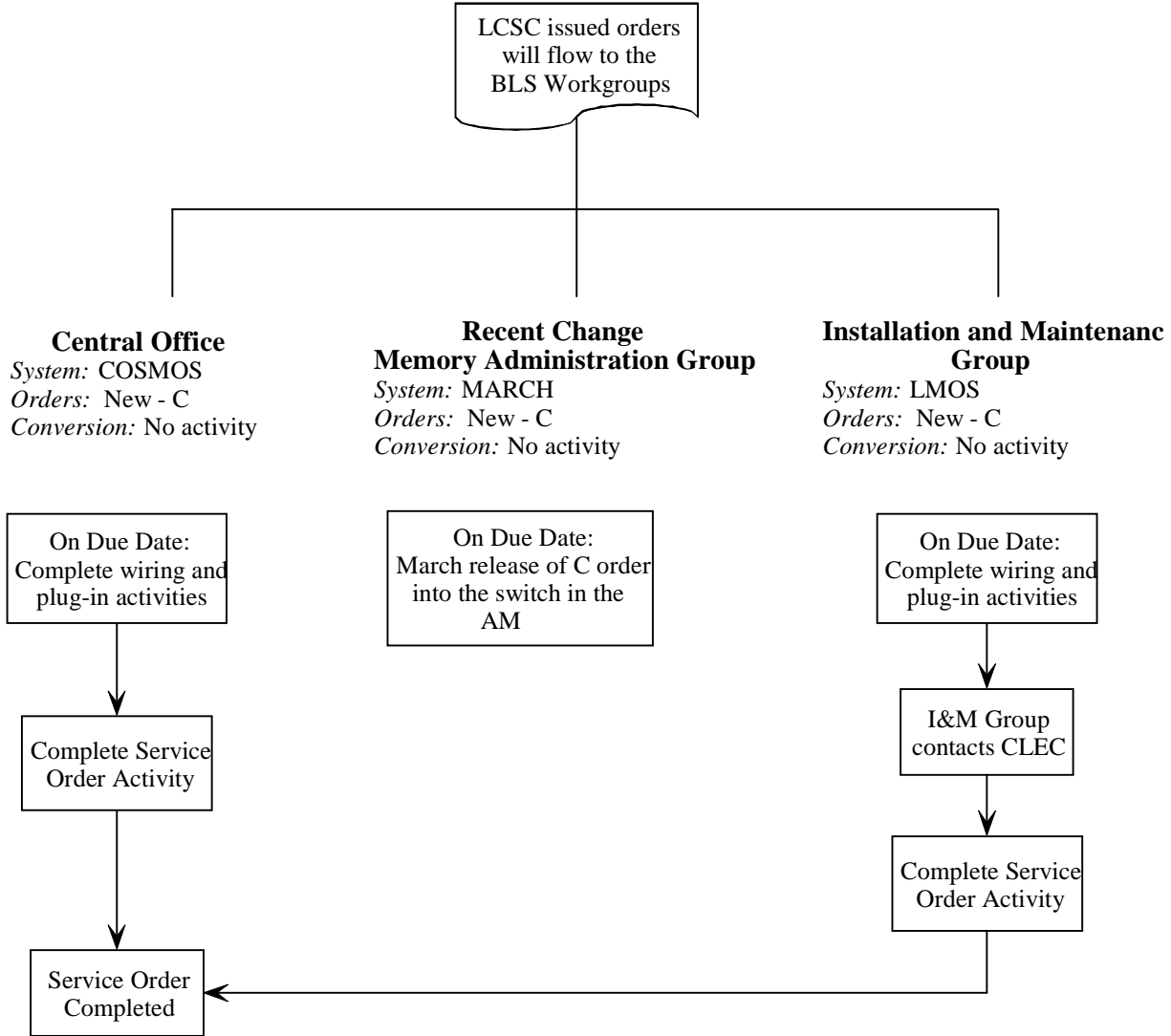
<u>PON:</u>	<u>VER:</u>	<u>LON:</u>	<u>LAST RECEIPT:</u>	<u>STATUS:</u>	<u>DATE & TIME:</u>	<u>FIRST PLACED IN CLARIFICATION:</u>	<u>REASON:</u>
CLEC0001	02	2816892	1999-10-15 11:42	In Clarification	1999-10-20 15:46	1999-10-20 15:46	STREET, BAN SIC Code
CLEC0002		2645898	1999-10-17 6:20	Pending			
CLEC0003	03	2547896	1999-09-29 3:58	Pending			
CLEC0004		2154879	1999-10-02 12:43	Pending			

<u>COMMENTS:</u>	<u>TEL #:</u>	<u>CIRCUIT ID:</u>	<u>ORDER:</u>	<u>DUE DATE</u>
Need to populate billing Acct # --Desired Listing Due Date—No Match on Street Address—Also SIC Code does not match customer records—Should listing be E-Tour; INC or E; -Tour INC Please Clarify. Thanks	404 555-1111		CO000001	1999-10-07
	404 555-1112		CO000002	1999-10-07
	404 555-1113		CO000003	1999-10-07
	404 555-1114		CO000004	1999-10-07

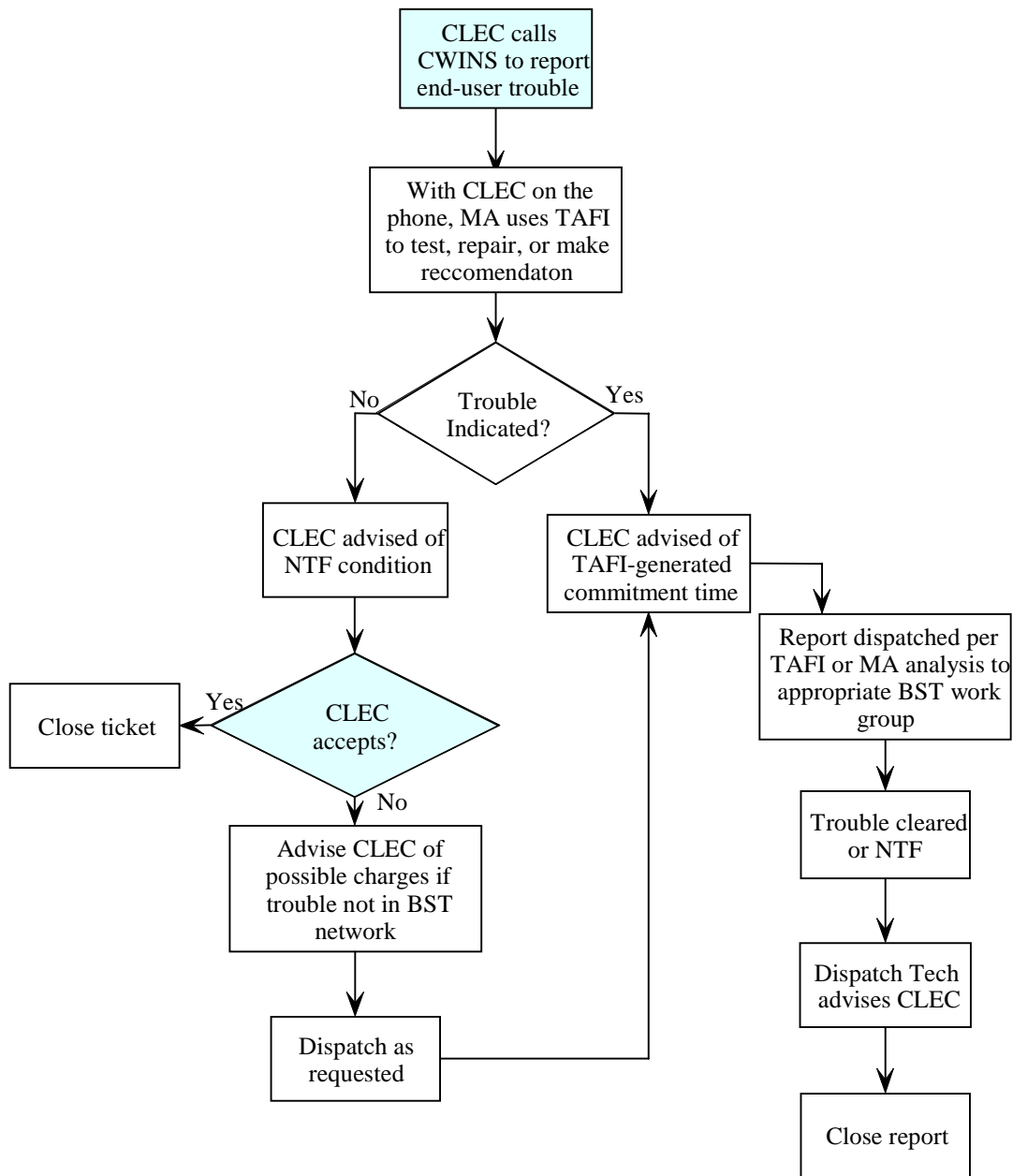
**Basic Resale Services
Ordering**



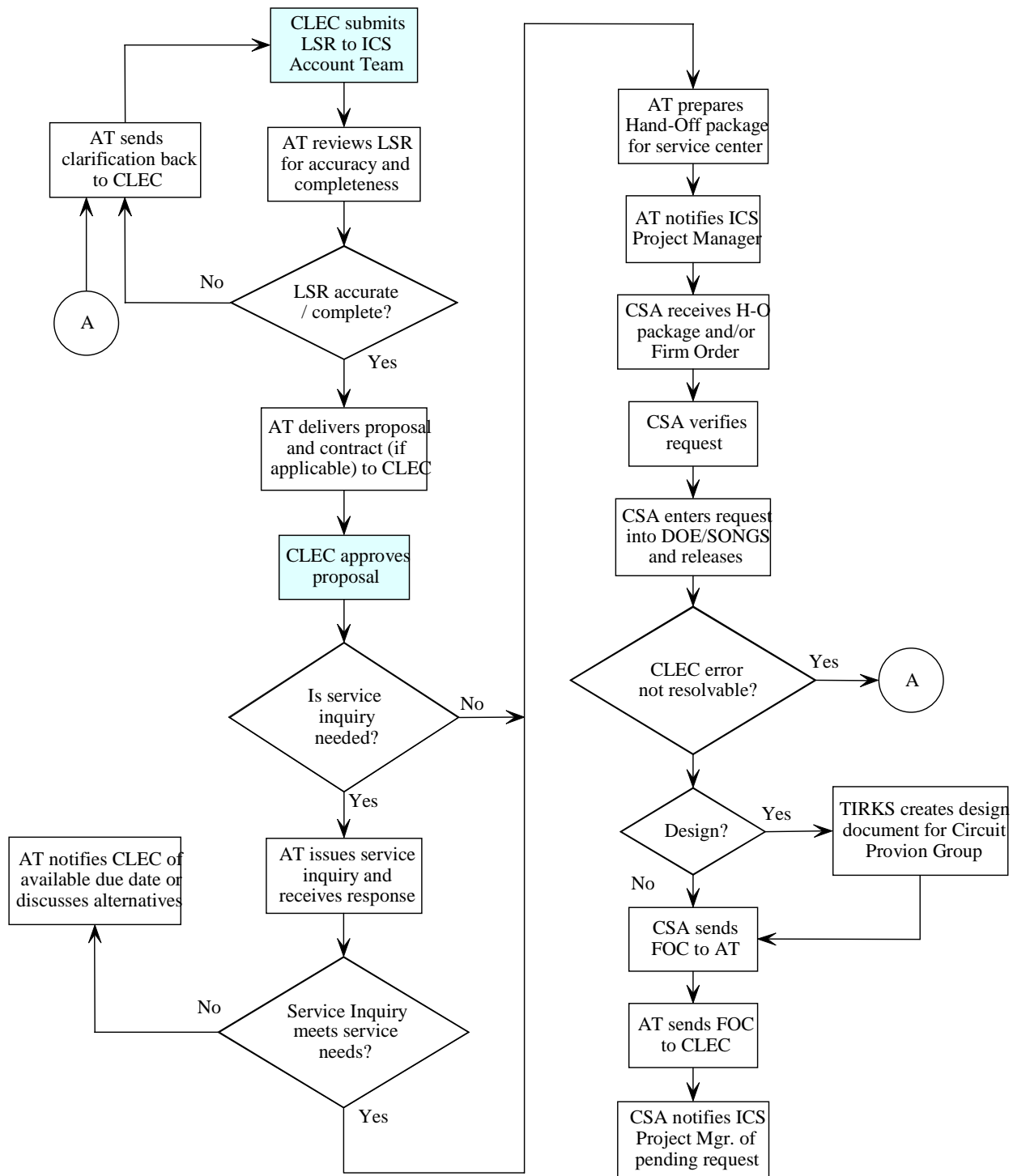
Basic Resale Services Provisioning



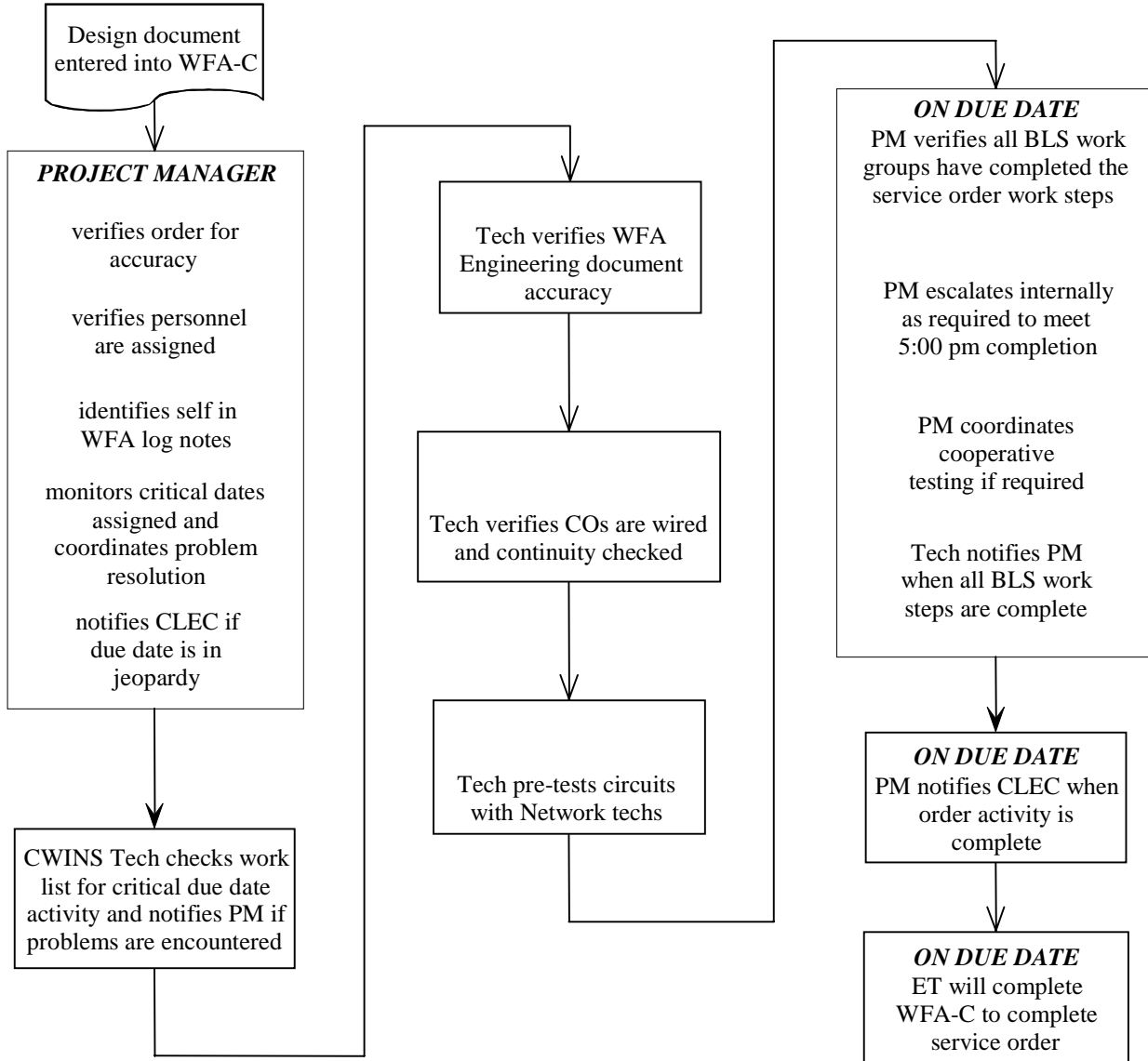
Basic Resale Services Maintenance



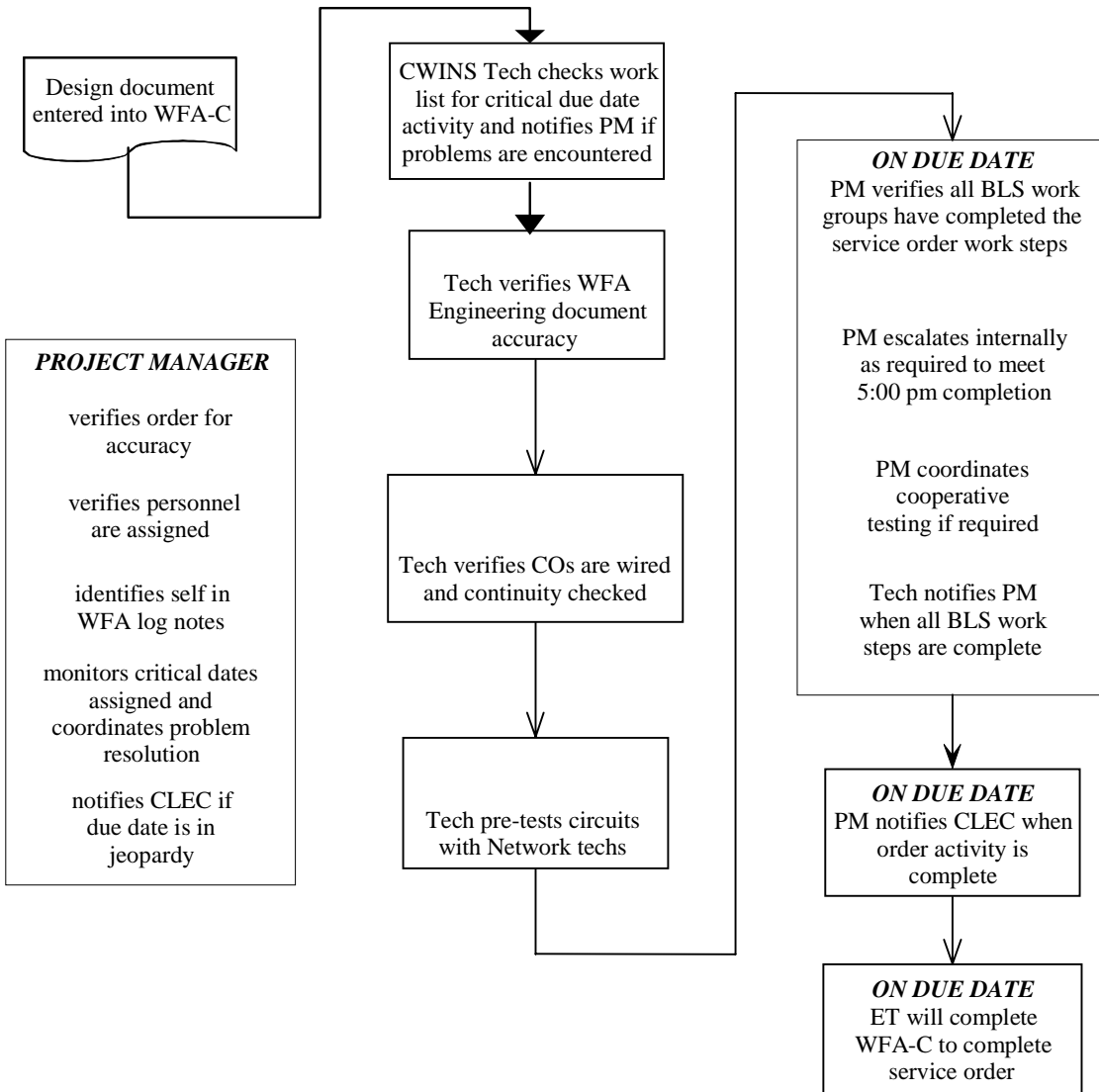
**Complex Resale Services
Designed/Non-designed Ordering**



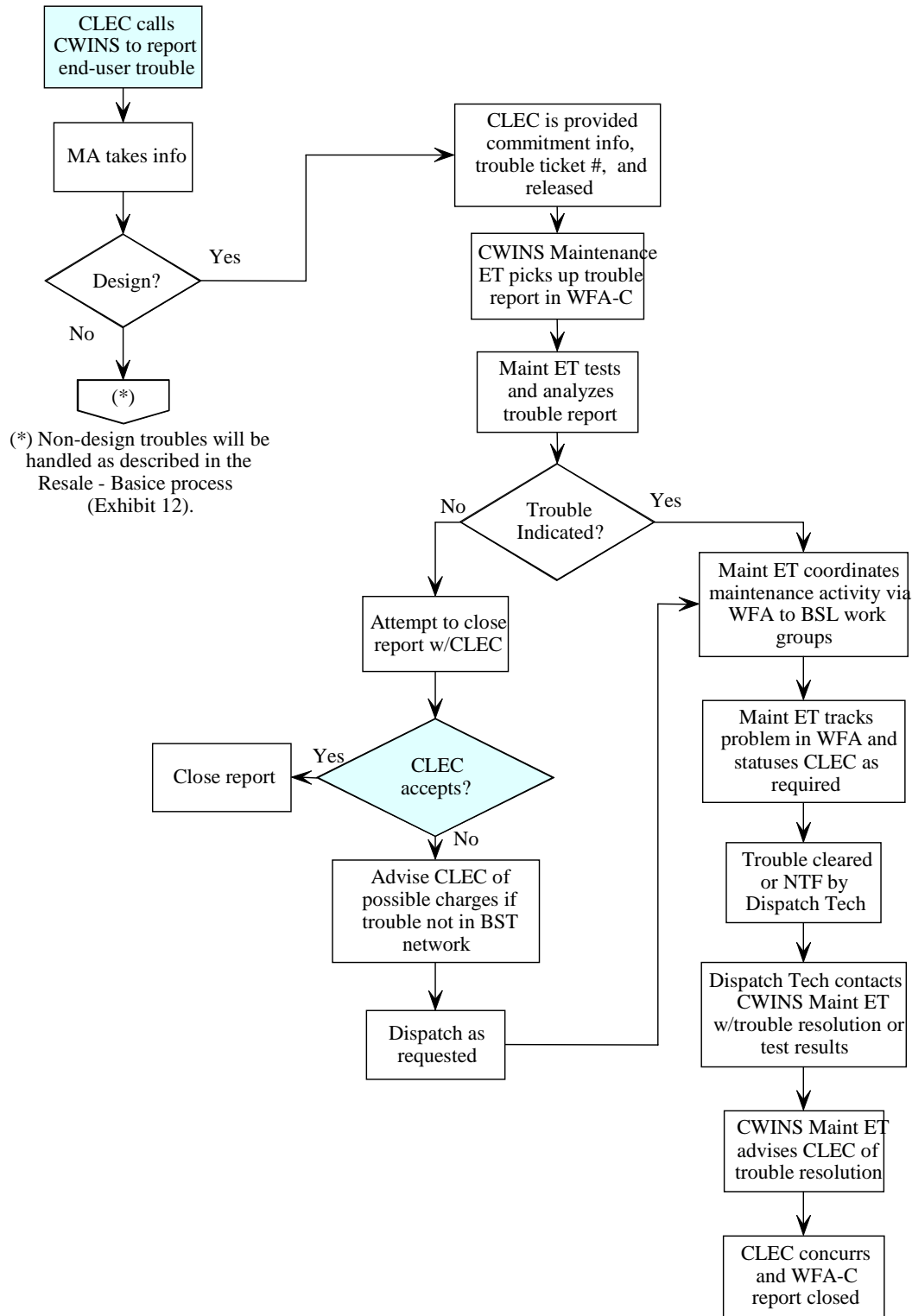
Complex Resale Designed Provisioning



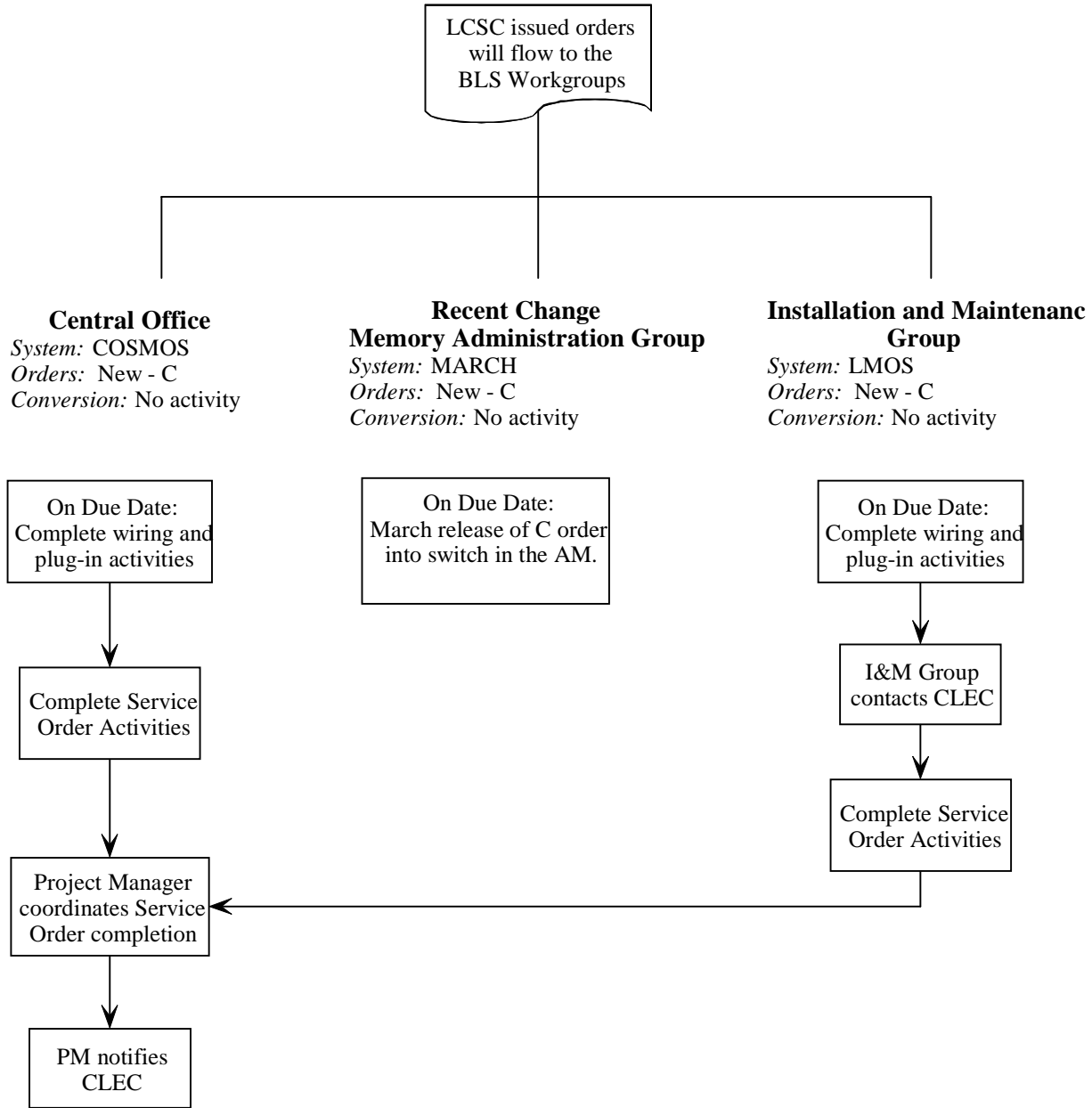
Complex Resale Designed Provisioning



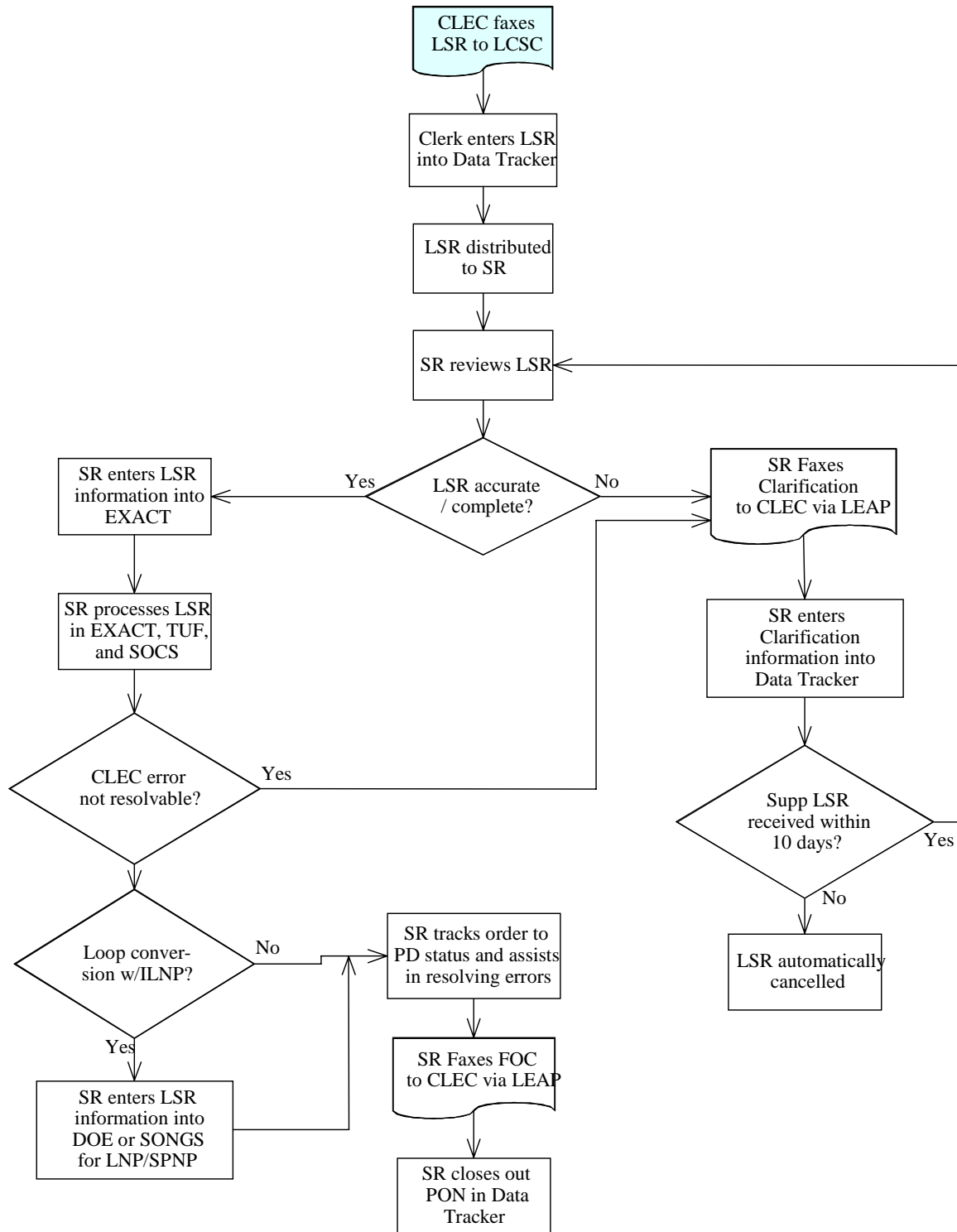
**Complex Resale
Designed and Non Designed
Maintenance**



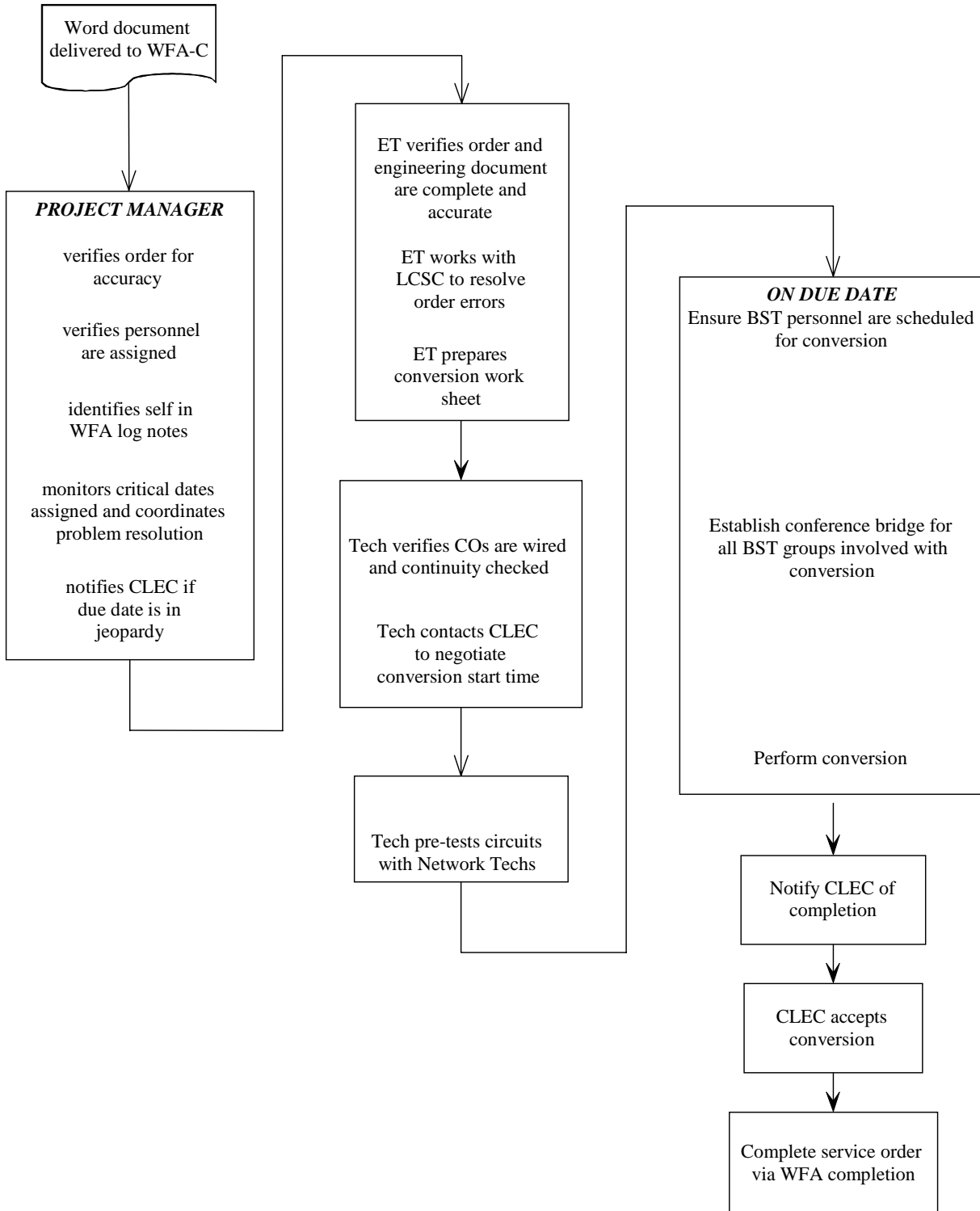
Complex Resale Services Non-designed Provisioning



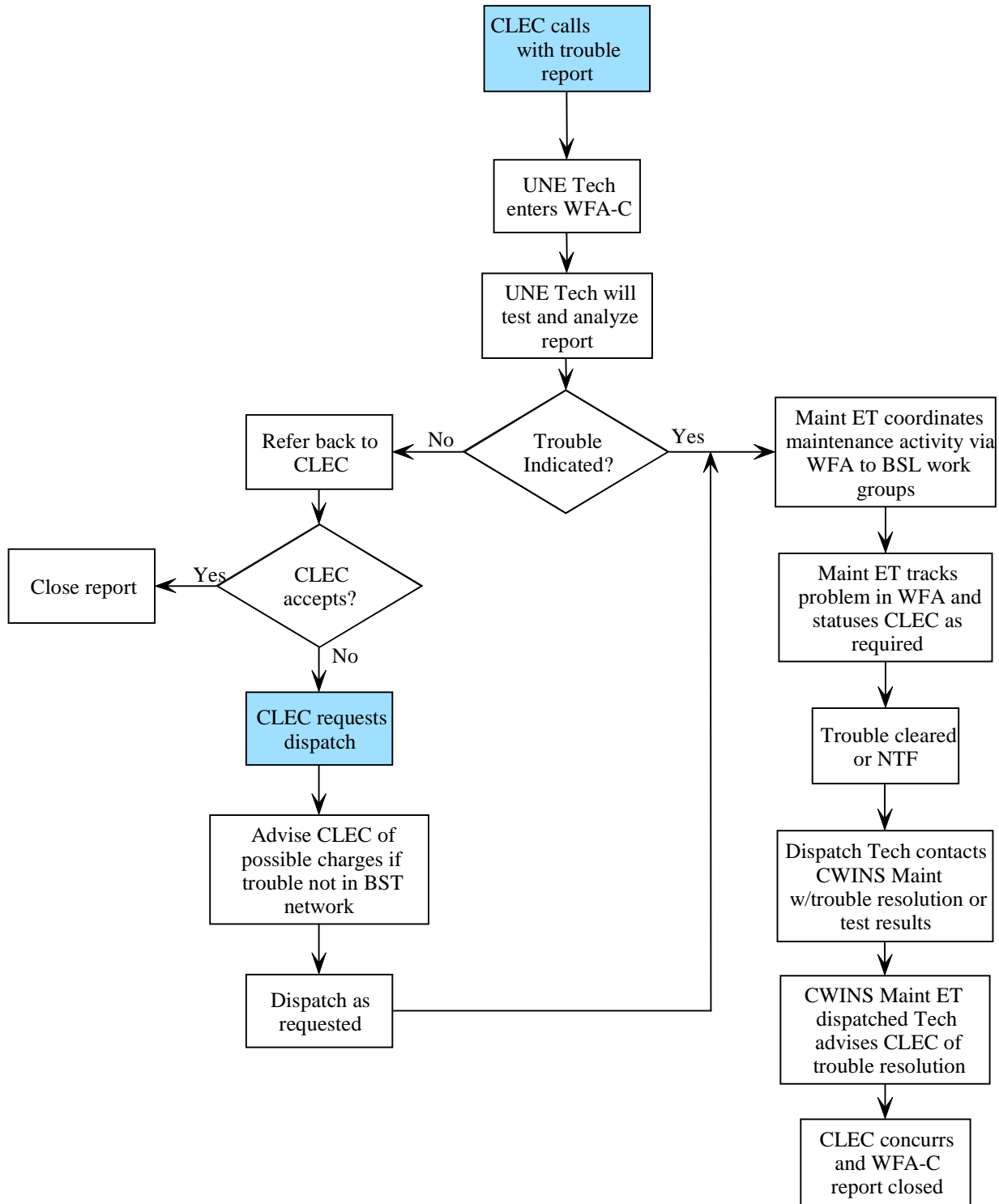
UNE Designed Ordering



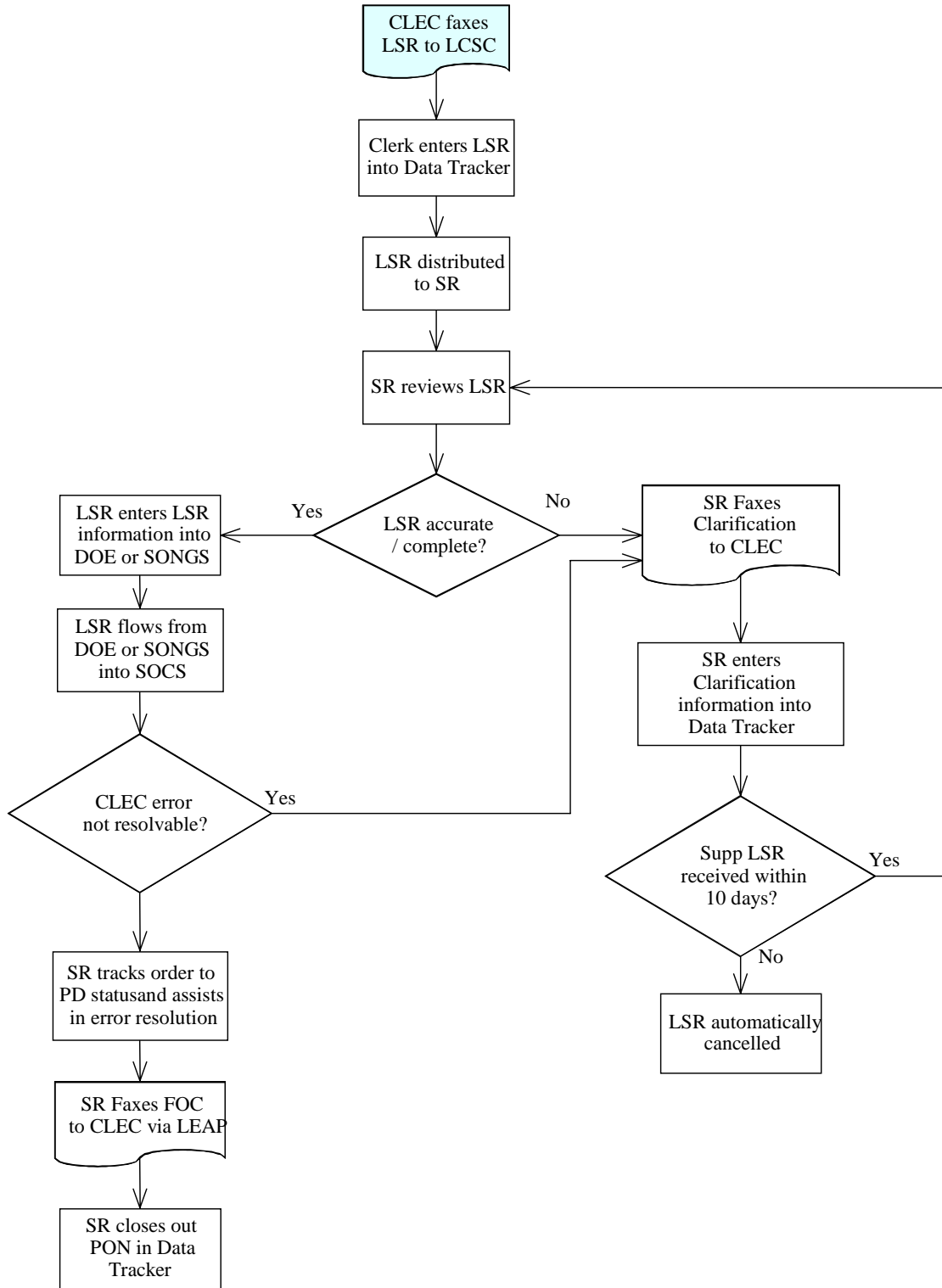
UNE Designed Provisioning



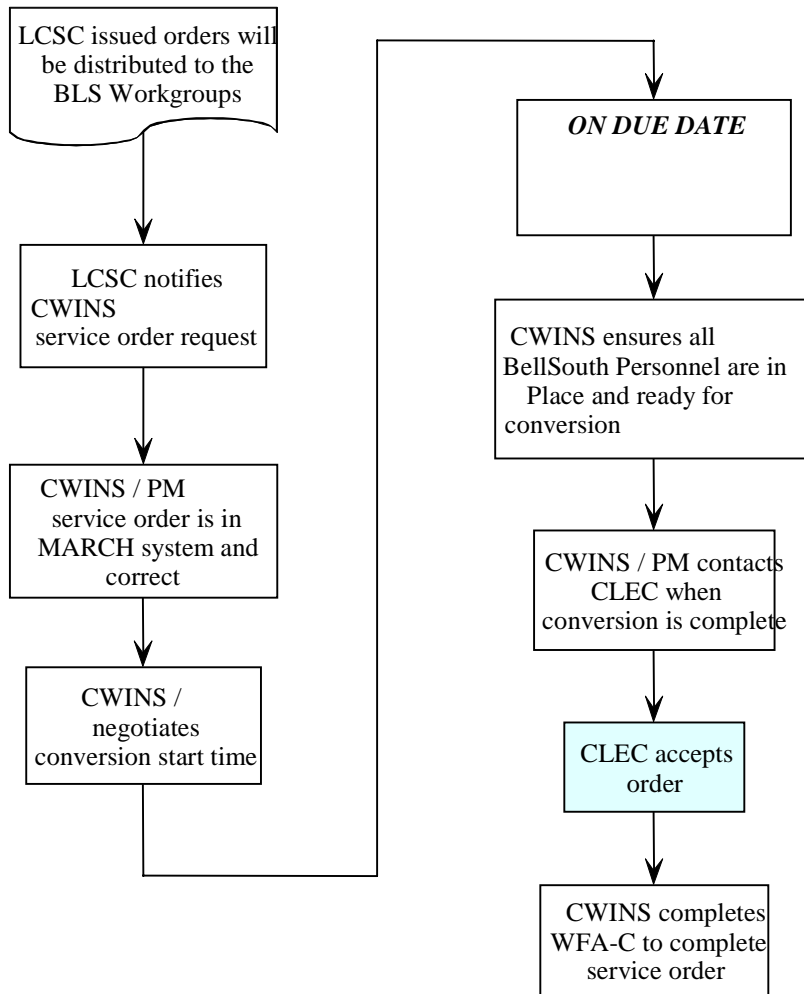
UNE Designed Maintenance / Repair



UNE Non-designed Ordering



UNE Non-Designed Provisioning



UNE Non-Designed Maintenance

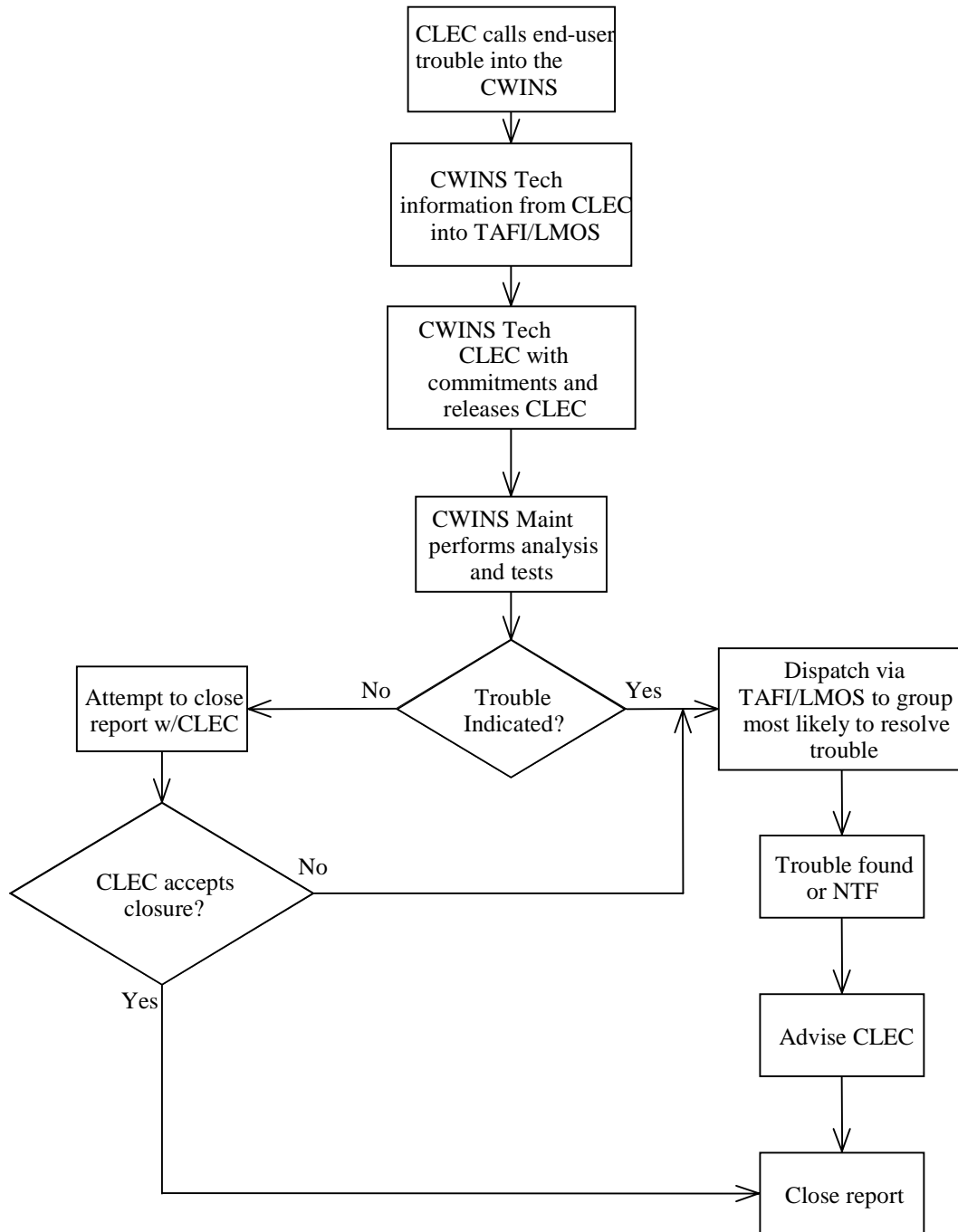


EXHIBIT LCSC – 24

LNP Reference Guide

LNP Reference Guide

Interconnection Services

Copyright

March 1999 - April, 2001

© BellSouth Telecommunications

Contents

Subject	Page
Introduction	v
Purpose	v
Version Information	v
1. Introduction to Local Number Portability	1
1.1 Description of LNP	1
1.2 Network Provisioning for Local Number Portability	1
2. LNP Order Process Flows	3
2.1 High Level LNP Order Process Flow and Narrative	3
2.2 Detailed LNP Order Process Flow and Narrative	4
2.2.1 LNP Order Process - Port Out and Port Out with Loop	5
3. LNP Clarification and Supplement (SUP) LSR Process Flows	13
3.1 Detailed LNP Clarification Process Flow and Narrative	13
3.1.1 Clarification Process	14
3.2 Detailed Supplement (SUP) LSR Process Flow and Narrative	15
3.2.1 Supplement (SUP) LSR Change Process	16
4. Requirements for LNP Ordering	19
4.1 Basic Requirements	19
4.2 Local Number Portability Rules	20
4.3 Required Forms For Faxed Requests	22
4.4 Minimum Required Fields for Faxed LNP Orders	24
4.5 Complex LNP Orders	24
4.6 Project Managed LNP Orders and Standard Intervals	24
4.7 LNP Order Status	25
5. Critical Success Factors for LNP Ordering	27
5.1 Pre-Order Information	27
5.2 LSR Order Forms for LNP	27
5.3 NPAC Communication	28
5.4 E911 Lock Down	28
5.5 LNP Ordering Checklist	29
6. System Interfaces	31
6.1 Interface Options for Order Submission	31
6.2 System Interface Descriptions	31
7. Frequently Asked Questions	35
7.1 General	35
7.2 Ordering Options	36

7.3	LSR Error Notices	36
7.4	Due Dates	37
7.5	NPAC Communication	37
8.	Glossary of LNP Terms	39
8.1	Glossary of LNP Terms	39
9.	Appendix	45
9.1	References	45

Introduction

Purpose

This document contains information on Local Number Portability for CLECs interested in ordering this service from BellSouth®. This Guide is intended to increase the CLECs understanding of LNP Order Process at BellSouth®, to provide guidelines for LSR completion, and to offer information on critical success factors for LSR submission.

This guide is intended to be used as a supplement to, not a replacement for, the **BellSouth® Business Rules for Local Ordering** and the **LEO Implementation Guide**, which are available on-line through the BellSouth® Interconnection web site at: <http://www.interconnection.bellsouth.com/guides/guides.html>

Any questions regarding this document should be forwarded to the BellSouth Account Team.

Version Information

Table A Revision History

Chapter	Action Request #	Date/Issue	Description
Requirements for LNP Ordering	N/A	April 2001 / 3	Added the following verbiage to the Local Number Portability Rules section: When converting an existing DS1 with telephone numbers riding the DS1, the following process is to be used. One LSR REQTYP A is to be submitted to establish the DS1 loop and any channelization requested. A second LSR REQTYP C is to be submitted for the LNP of the telephone numbers to be ported once the DS1 has been turned up. This is a two step process necessary to ensure that the end user customer will have limited service interruption.
Requirements for LNP Ordering	N/A	April 2001 / 3	Added rule for WATCHALERT® service to the Local Number Portability Rules table.
Description of LNP	N/A	October 2000/2d	Corrected URL address for BellSouth Implementation Schedule Plan.
LNP Order Process - Port Out and Port Out with Loop	N/A	October 2000/2d	Removed reference to the BellSouth Ordering Guide in Step Action Table 1.1.

- continued -

Table A Revision History (continued)

Chapter	Action Request #	Date/Issue	Description
Minimum Required Fields for Faxed LNP Orders	N/A	October 2000/2d	Removed reference to LSOG 2 ordering.
LSR Order Forms for LNP	N/A	October 2000/2d	Removed references to LSOG 2 and the BellSouth Ordering Guide for CLECs. Modified example from: "If a REF NUM is used on the Directory Listing Request form, it may not be repeated on the Number Portability/Loop form or the End User Disconnect form." to read "If a REF NUM is used on the End User Disconnect form, it may not be repeated on the Number Portability/Loop form."
Frequently Asked Questions NPAC Communication	N/A	October 2000/2d	Added note to question 4 : "With the implementation of Number Pooling, the Telephone Number Disconnect function will return the telephone number to the code owner for the NPA NXX -T000. If the number block has been donated but not allocated, the telephone is returned to the Block Administration Center. If the number block has been allocated, the telephone number is returned to the LEC that owns the block. "
Appendix References	N/A	October 2000/2d	Removed reference to BellSouth Ordering Guide for CLECs.
Introduction	N/A	August 2000/2c	Added contact verbiage " Any questions regarding this document should be forwarded to the BellSouth Account Team. "

- continued -

Table A Revision History (continued)

Chapter	Action Request #	Date/Issue	Description
LNP Order Status	N/A	May 2000/2b	Document name changed to "LNP Reference Guide" "LNP Order Status" moved to "Requirements for LNP Ordering" chapter "Reference" section moved to the Appendix "LNP Ordering Checklist" section moved to "Critical Success Factors for LNP Ordering Chapter" Added the following verbiage to the LNP Order Status Section: "Completion notification (CN) is sent when all service orders associated with the LSR are complete and all telephone numbers have been activated by the CLEC." Added a fourth question to "Frequently Asked Questions" section Removed "Job Aid" section
Various	N/A	April 2000 / 2a	General Revision to remove information also contained in BellSouth Business Rules for Local Ordering, and include references.
Various	N/A	March 2000 / 2	Added an Appendix section, containing, a Directory Listing Job Aid for LEO-IG Volume 1, Version 7, BellSouth® Business Rules for Local Ordering (effective April 7, 2000) and for LESOG Version 2 Form; a Job Aid for EATN, EAN, ATN, AN and BAN fields for LEO-IG Volume 1, Version 7, BellSouth® Business Rules for Local Ordering (effective April 7, 2000) and LESOG Version 4 Form; and a Job Aid for CRIS (SLI) Loop Ordering for LEO-IG Volume 1, Version 7 and LESOG Version 4 Form (effective April 30, 2000). Deleted Minimum Required Fields for faxed LNP Orders Section (including tables) Deleted Faxed Loop Service with Number Portability Fields Section Included copyright symbols General Revision
Various	N/A	November 1999/ 1c	Add web site for LNP Implementation Schedule. Add reference for POS and CN on EDI/TAG PONs.

- continued -

Table A Revision History (continued)

Chapter	Action Request #	Date/Issue	Description
Various	N/A	October 1999/ 1b	General Revision
Various	N / A	April 2, 1999 / 1a	General Revision
All	N / A	March, 1999 / 1	First Issue

1. Introduction to Local Number Portability

1.1 Description of LNP

Local Service Provider Portability

Local Number Portability (LNP) is a part of local competition that provides end users with the ability to retain their phone numbers when they change their Local Service Provider.

Phase	Description
Local Service Provider Portability (SPP)	Allows customers to keep their current telephone number(s) if they chose to switch from their current Local Service Provider to another.

The Telecommunications Act of 1996 requires BellSouth® to provide a mechanism for customers to retain their current telephone numbers when they change their Local Service Provider.

Orders of the FCC pursuant to the Telecommunications Act of 1996 provide deadlines for implementing Local Service Provider Portability (SPP) in the top 100 metropolitan areas in the United States. The BellSouth® territory includes 21 of the top 100 metropolitan areas. To learn more about BellSouth's Implementation Schedule Plan, please visit us at:

Note: http://g8058183.ga.bst.bls.com/ibu/files/infra_lnp/lnp/lnptrack.xls

1.2 Network Provisioning for Local Number Portability

Interim Number Portability (INP) is a temporary solution for porting numbers which involves two telephone numbers to route calls to the serving wire center using one of the following methods:

- Remote Call Forwarding
- Direct Inward Dialing
- Route Index Hubbing

Local Number Portability (LNP) is the long range solution for Service Provider Portability (SPP) and includes the following characteristics:

- Uses only one telephone number
- Requires significant network architecture hardware and software upgrades
- Uses the Advanced Intelligent Network (AIN)
- Requires new routing methodology to send calls to the wire center of the company currently providing the local service.

Note: All calls to a portability port eligible NPA— NXX will route using the AIN to look up the correct routing information (LRN) for the telephone number.

The **LNP Gateway (LNP-GW)** is a major link in the LNP process for BellSouth® since it provides both internal and external communications with various interfaces and processes, including:

- Linking BellSouth® to the Number Portability Administration Center (NPAC)
- Allowing for inter-company communications between BellSouth® and the CLECs for electronic ordering
- Providing interface between NPAC and AIN SMS for LNP routing processes.

The **Number Portability Administration Center (NPAC)** is a neutral third party organization that oversees the porting of telephone numbers for Local Number Portability. The NPAC maintains and communicates LNP-related data including

- Old Service Provider ID (OCN)
- New Service Provider ID (OCN)
- Local Routing Number (LRN)
- Due Dates
- CLASS-DPC
- CLASS-SSN
- LIDB-DPC
- LIDB-SSN
- CNAM-DPC
- CNAM-SSN
- ISVM-DPC
- ISVM-SSN

The BellSouth® LNP Gateway must communicate with the NPAC as to whether numbers are porting out or porting in. The messages sent to and from the NPAC are called Subscription Versions (SVs). Subscription Versions are the messages that flow through the NPAC to provide information for routing calls to ported numbers. The SV can only contain one telephone number (TN), which means that one LSR may have many TNs and SVs associated with it.

2. LNP Order Process Flows

2.1 High Level LNP Order Process Flow and Narrative

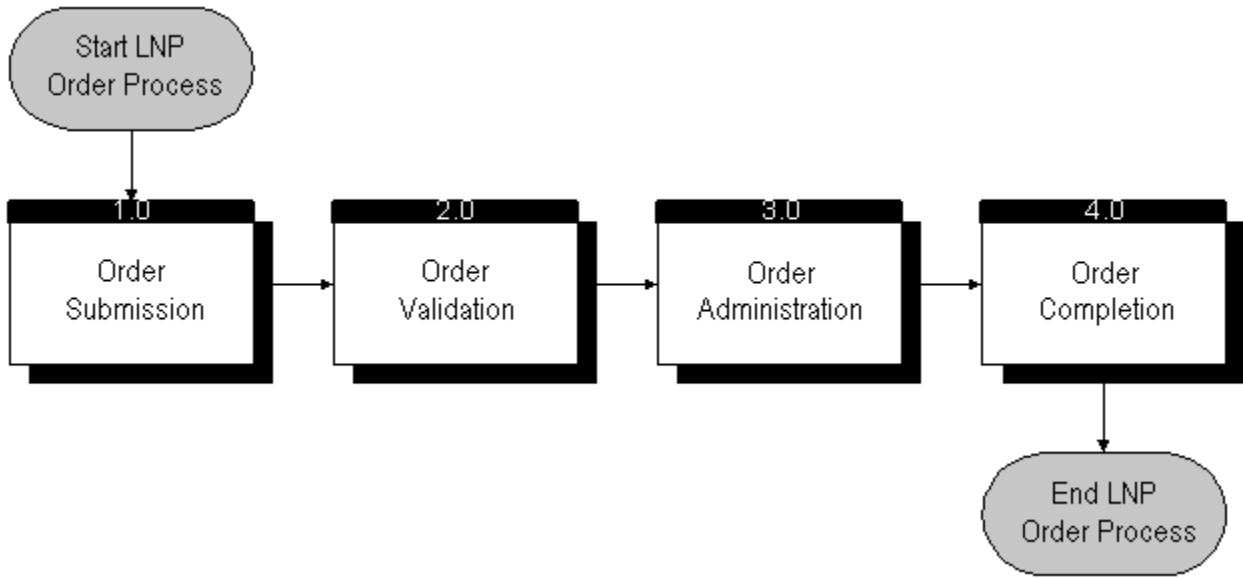


Figure 1 High Level LNP Order Process Flow

1.0 Order Submission

Process Step: CLEC sends LNP LSR to BellSouth® LCSC via fax, EDI, or TAG.

2.0 Order Validation

Process Step: BellSouth® validates CLEC LSR for errors, and requests clarification when necessary.

3.0 Order Administration

Process Step: BellSouth® sends FOC to CLEC if clarification is not needed. CLEC receives FOC and immediately sends Create SV to NPAC. BellSouth® then sends Concur SV to NPAC. The CLEC sends the Activate SV to NPAC on the Due Date, porting the number.

4.0 Order Completion

Process Step: BellSouth® completes the Disconnect listing order (if applicable) and sends E911 Unlock message to SCC. CLEC sends E911 Migrate message to SCC.

2.2 Detailed LNP Order Process Flow and Narrative

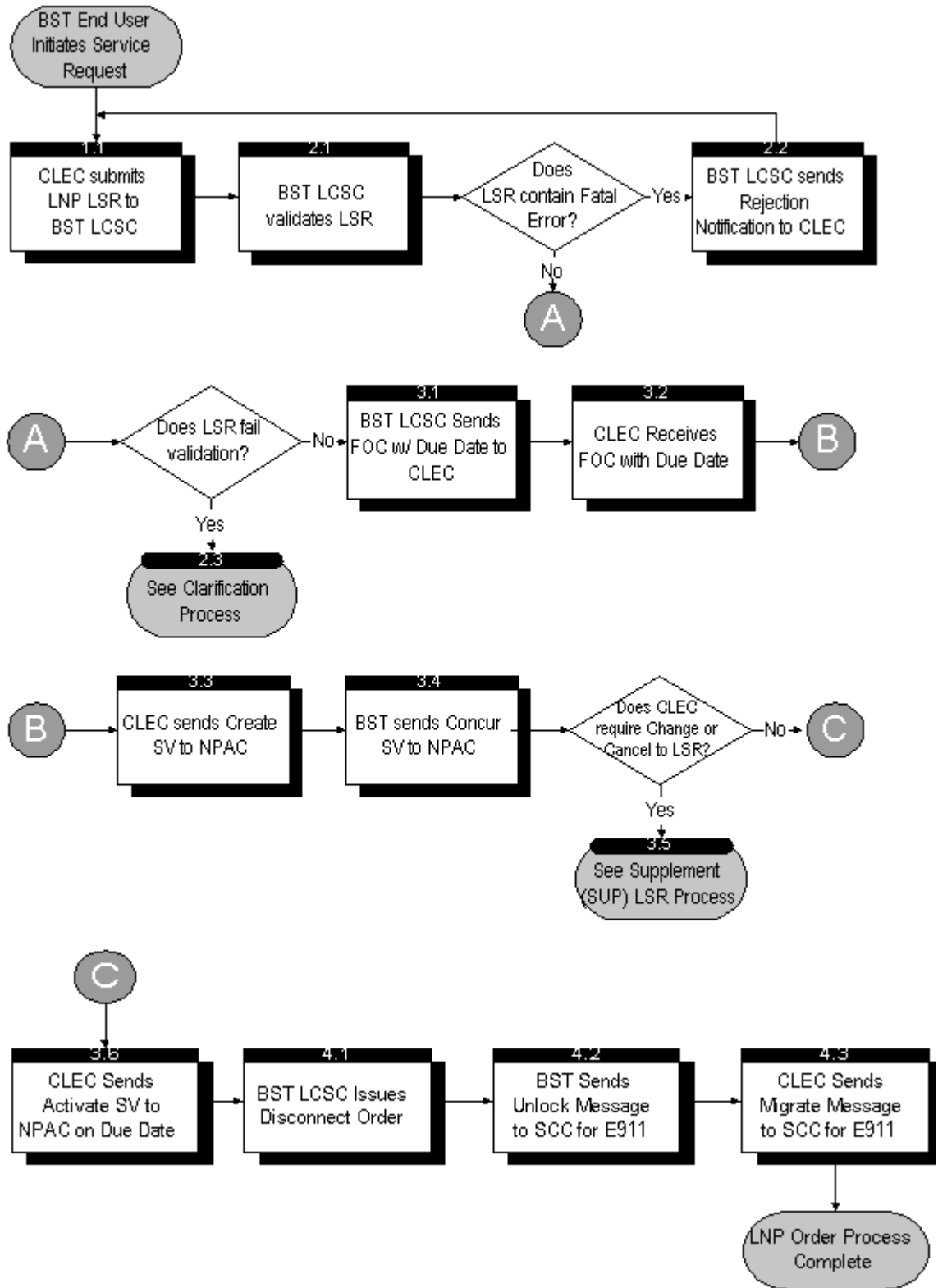


Figure 2 Detailed LNP Order Process Flow

2.2.1 LNP Order Process - Port Out and Port Out with Loop

1.0 Order Submission

1.1

Step	Action
Process Step:	CLEC sends LNP LSR to BST LCSC via fax, EDI or TAG
Predecessor:	BellSouth® End User initiates LNP Request with CLEC
Input:	End-user CSR; order forms; BellSouth® Standard Interval information; BellSouth® LNP Ordering Checklist
Output:	BellSouth® LCSC receives paper copy LSR via fax server OR digital LSR for EDI or TAG orders
Key Interface:	Fax; EDI, TAG
Note:	LSR format defined by OBF

2.0 Order Validation

2.1

Step	Action
Process Step:	BST LCSC validates LSR
Predecessor:	CLEC submission of LSR
Input:	CLEC LSR
Output:	Validated LSR
Key Interface:	BellSouth® LNP-Gateway
Note:	CLECs may access pre-order support using a web browser and the LENS interface. Use the Inquiry function to confirm the accuracy of customer record information, address, etc.

Decision Point

Step	Action
Process Step:	* Does LSR contain Fatal Error?
If YES,	Proceed to 2.2 "BST LCSC sends Rejection Notification to CLEC"
If NO,	Proceed to Decision Point "Does LSR fail validation?"
Note:	*Fatal Reject errors include missing required fields, duplicate PON, and invalid entries.
2.2	

Step	Action
Process Step:	BST LCSC sends Rejection Notification to CLEC
Predecessor:	CLEC LNP LSR contains fatal errors
Input:	Rejected LSR
Output:	Notification of fatal errors sent to CLEC
Key Interface:	Fax, EDI, TAG, BellSouth® LNP-Gateway
Note:	Fatal reject notices for EDI or TAG orders will be transmitted electronically via EDI or TAG. Fatal reject notices for faxed orders will be transmitted via fax.

Decision Point

Step	Action
Process Step:	Does LSR fail validation?
If YES,	Proceed to 2.3 "Clarification Process"
If NO,	Proceed to 3.1 "BellSouth® LCSC Sends FOC with Due Date to CLEC"

2.3

See Clarification Process

3.0 Order Administration

3.1

Step	Action
Process Step:	BST LCSC Sends FOC with Due Date to CLEC
Predecessor:	CLEC LSR passes BellSouth® LNP Gateway validation.
Input:	Valid LSR
Output:	FOC is sent to CLEC via EDI, TAG, or fax; BellSouth® LCSC issues 10 digit trigger order if applicable.
Key Interface:	EDI, TAG, fax, BellSouth® LNP Gateway
Note:	"Trigger" may not be applicable for all types of service. For Port Out with Loop, all service orders are issued at this time. The UNE Center ensures that the orders are complete when the loop is turned up.

3.2

Step	Action
Process Step:	CLEC receives FOC with Due Date
Predecessor:	BellSouth® LCSC sends CLEC FOC via fax, EDI, or TAG
Input:	Valid LSR with FOC
Output:	CLEC receives FOC with Due Date
Key Interface:	Fax; EDI, TAG

3.3

Step	Action
Process Step:	CLEC sends Create SV to NPAC with Due Date on FOC and Time set to 00:00
Predecessor:	FOC received by CLEC
Input:	FOC with Due Date sent by BellSouth® LCSC
Output:	NPAC notifies BellSouth® LCSC that CLEC has sent Create SV
Key Interface:	NPAC - Service Order Administration (SOA); BellSouth® LNP Gateway
Note:	SV - Subscription Version BellSouth® will place SVs in Conflict if CLEC sends the Create SV to NPAC prior to CLEC receiving FOC from BellSouth®.

3.4

Step	Action
Process Step:	BST LCSC sends Concur SV to NPAC with Due Date on FOC and Time set to 00:00
Predecessor:	BellSouth® receives notification of Create SV from NPAC
Input:	Create SV sent by CLEC to NPAC
Output:	NPAC notifies CLEC that Concur SV has been sent by BellSouth®
Key Interface:	NPAC - Service Order Administration (SOA); BellSouth® LNP Gateway
Note:	BellSouth® LCSC has <u>18 hours</u> after Create SV to send Concur SV to NPAC.

Decision Point

Step	Action
Process Step:	Does CLEC require Change* or Cancel to Original LSR?
If YES,	Proceed to 3.5 "Supplement (SUP) LSR Process"
If NO,	Proceed to 3.6 "CLEC sends Activate SV to NPAC with Due Date on FOC"

Note: *Change to original LSR includes: Due Date change; Add/Remove TNs.

3.5
See Supplement (SUP) LSR Process

3.6

Step	Action
Process Step:	CLEC Sends Activate SV to NPAC on Due Date on FOC
Predecessor:	BellSouth® LCSC sends Concur SV to NPAC
Input:	CLEC receives Concur SV from NPAC
Output:	NPAC receives Activate SV from CLEC on Due Date on FOC
Key Interface:	NPAC - Service Management System (SMS); BellSouth® LNP Gateway

Note: BellSouth® is no longer responsible for customer after CLEC sends Activate SV to port the number.

Activate SV should be sent for all telephone numbers on the LSR.

4.0 Order Completion

4.1

Step	Action
Process Step:	BST LCSC Issues Disconnect Order and Listing Order (if applicable) for Port Out without loop.
Predecessor:	CLEC sends Activate SV to port number.
Input:	NPAC notification of CLEC Activate SV sent to BellSouth®
Output:	Disconnect service orders issued by BellSouth® LCSC
Key Interface:	NPAC - Service Management System (SMS); BellSouth® LNP Gateway

Note: Following this point, questions regarding maintenance & repair should go to the UNE Center.
LCSC will not issue disconnect until the Activate SV is received for all telephone numbers on LSR.

4.2

Step	Action
Process Step:	BST sends Unlock Message to SCC for E911
Predecessor:	BellSouth® completes Disconnect service order
Input:	Disconnect service order
Output:	SCC receives BellSouth's Unlock message
Key Interface:	SCC

Note: BellSouth® will not send the Unlock message to SCC before the Disconnect service order is complete. BellSouth® will not send the Unlock message for E911 until Activate SV is received for all telephone numbers on LSR.

4.3

Step	Action
Process Step:	CLEC Sends Migrate Message to SCC for E911
Predecessor:	BellSouth® Unlock message has been received by E911 SCC
Input:	BellSouth® Unlock message
Output:	E911 record locked
Key Interface:	SCC
Note:	If CLEC Migrate (Lock) message makes it to SCC before BellSouth's Unlock Message, then the CLEC message goes on an error report. BellSouth® will not send Unlock message to SCC until CLEC has sent Activate SVs to NPAC for <u>all</u> telephone numbers on LSR.

3. LNP Clarification and Supplement (SUP) LSR Process Flows

3.1 Detailed LNP Clarification Process Flow and Narrative

Clarifications

Any LSR will be returned to the CLEC for clarification when BellSouth® is not able to issue the orders requested due to:

- Incomplete information
 - Incorrect information
 - Conflicting information
1. For faxed requests, the CLEC has 10 business days to respond to the request for clarification by submitting a supplemental LSR.
 2. If no response is received by BellSouth® LCSC within 10 business days, the LSR will be canceled on the eleventh business day.
 3. If original LSR is canceled by BellSouth®, a new LSR with new PON must be submitted.
 4. CLEC should not send Create SV to NPAC until an FOC has been received.
 5. BellSouth® will place SVs in Conflict if CLEC sends Create before FOC is received.
 6. Clarifications for EDI or TAG orders are sent via EDI or TAG. The CLEC has 30 days to respond to the clarification through EDI or TAG.

Note: * SUP LSRs must be sent using the same ordering method as the original LSR (i.e., Fax, EDI, TAG)

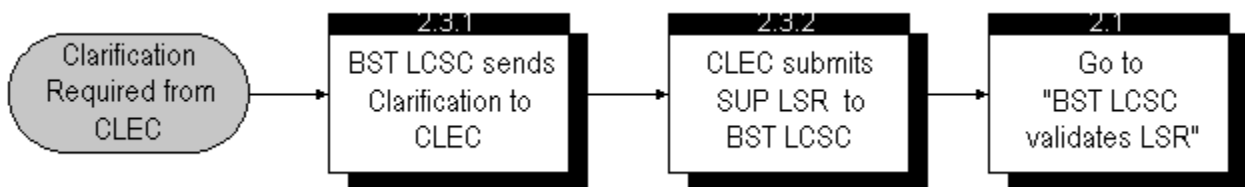


Figure 3 Detailed LNP Clarification Process Flow

3.1.1 Clarification Process

2.3.1

Step	Action
Process Step:	BST LCSC sends Clarification to CLEC via Fax, EDI, or TAG
Predecessor:	LSR falls out of BellSouth® LNP-Gateway and requires clarification
Input:	LSR rejected by BellSouth® LNP-Gateway for clarification
Output:	Clarification sent to CLEC via fax, EDI, or TAG
Key Interface:	Fax, EDI, TAG

2.3.2

Step	Action
Process Step:	CLEC submits SUP LSR via fax, EDI, or TAG to BST LCSC
Predecessor:	LSR falls out of LNP-Gateway and requires clarification
Input:	Clarification sent by LCSC via fax, EDI, or TAG to CLEC
Output:	SUP LSR sent to LCSC
Key Interface:	Fax; EDI, TAG

Note: SUP must be sent via the same channel (EDI, TAG or fax) as the original LSR.

2.1

Go to "BST LCSC validates LSR"

3.2 Detailed Supplement (SUP) LSR Process Flow and Narrative

Supplement (SUP) LSR

1. If CLEC intends to port on any day other than the Due Date stated on the FOC, the CLEC should send BellSouth® a SUP LSR prior to the due date originally stated on the FOC.
2. A supplemental change LSR (SUP) must reflect the same PON, CC, ATN, AN, EATN, EAN, ACT, and NPT as the original request.
3. SUP must also have a higher VER number and SUP field entry complete
4. EDI/TAG vs. FAX: EDI or TAG and Fax requests may not be combined for the same PON. If an LSR is submitted via:
 - EDI, all SUPs for the PON must be sent through EDI
 - TAG, all SUPs for the PON must be sent through TAG
 - Fax, all SUPs for the PON must be faxed

Example: The original LSR is sent via EDI and then placed in clarification by the LCSC. CLEC must send a SUP through EDI to change or cancel the request.

Additionally, a supplemental change (SUP) LSR will be required if a CLEC:

- Has been asked for clarification on an LNP LSR
- Is requesting a Due Date Change
- Would like to cancel an LSR
- Would like to add/remove telephone numbers for porting on LSR

If a CLEC is changing the original LSR, a SUP LSR must be filed with BellSouth® prior to any contact with NPAC.

Note: SUP LSRs must be sent using the same ordering method as the original LSR (i.e., Fax, EDI, TAG)

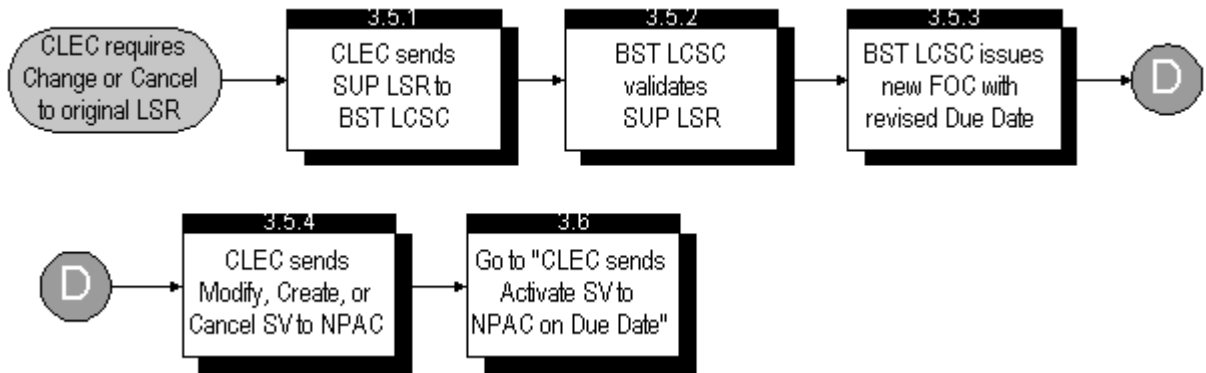


Figure 4 Detailed Supplement (SUP) LSR Process Flow

3.2.1 Supplement (SUP) LSR Change Process

3.5.1

Step	Action
Process Step:	CLEC sends SUP LSR to BST LCSC
Predecessor:	Create and Concur SV received by NPAC for original LSR
Input:	Original FOC and LSR; SUP LSR
Output:	BST LCSC receives SUP LSR via fax, EDI, or TAG
Key Interface:	EDI, TAG, Fax
Note:	SUP LSR must be sent to BellSouth® LCSC and revised FOC received by CLEC prior to CLEC sending Modify SV to NPAC. CLEC must complete SUP field and VER field on LSR form.

3.5.2

Step	Action
Process Step:	BST LCSC validates SUP LSR
Predecessor:	CLEC submission of SUP LSR
Input:	CLEC SUP LSR
Output:	Validated SUP LSR; BellSouth® updates internal records with supplemental information on LSR
Key Interface:	BellSouth® LNP-Gateway

3.5.3

Step	Action
Process Step	—
Predecessor:	BellSouth® receives and validates SUP LSR from CLEC
Input:	SUP LSR; original LSR and FOC
Output:	BellSouth® LCSC updates internal records with new Due Date; new FOC sent to CLEC via fax, EDI, or TAG
Key Interface:	BST LNP-Gateway, EDI, TAG, fax
Note:	CLEC must receive FOC prior to sending Modify SV to NPAC. Revised Due Date on FOC will be based on the receipt of SUP LSR and the BST Standard Intervals.

3.4

Step	Action
Process Step:	CLEC sends Modify, Create or Cancel SV to NPAC
Predecessor:	CLEC receives revised FOC with new Due Date

Step	Action
Input:	SUP LSR; Revised FOC with new Due Date
Output:	NPAC receives Modify, Create, or Cancel SV
Key Interface:	NPAC - Service Order Administration (SOA)
Note:	<p>If changing the Due Date on LSR, CLEC sends a Modify SV</p> <ul style="list-style-type: none"> • If removing TNs to port from original LSR, CLEC sends a Cancel SV for each TN. • If adding TNs for porting, CLEC sends Create SVs for each new TN on the SUP LSR. • If canceling the original LSR, CLEC sends Cancel SV to NPAC.

3.5
See Supplement (SUP) LSR Process

3.6

Step	Action
Process Step:	CLEC Sends Activate SV to NPAC on Due Date on FOC
Predecessor:	BellSouth® LCSC sends Concur SV to NPAC
Input:	CLEC receives Concur SV from NPAC
Output:	NPAC receives Activate SV from CLEC on Due Date on FOC
Key Interface:	NPAC - Service Management System (SMS); BellSouth® LNP Gateway
Note:	BellSouth® is no longer responsible for customer after CLEC sends Activate SV to port the number. Activate SV should be sent for <u>all</u> telephone numbers on the LSR.

4. Requirements for LNP Ordering

4.1 Basic Requirements

A telephone number may port out when all of the following are true:

- NPA NXX is portable
- Telephone number is a working BST number or end user is paying to reserve the number
- End user name on the LSR matches the BellSouth customer record
- End user address on the LSR is in the same Toll Message Rate Center (TMRC) as the address on the BellSouth® customer record
- Number is associated with a line type that is portable. (Refer to Local Number Portability Rules - Section 4.2 below to determine if service type is portable and if a trigger order is necessary)

Note: LSRs for INP

LSRs requesting Interim Number Portability (INP) will not be accepted with due dates by BellSouth® after the completion for each phase. If the due date is between ready to port and completion date, the CLEC may request INP or LNP.

The responsibilities for porting out telephone numbers are described in the following table.

Table B The responsibilities for porting out telephone numbers are described in the following table

Work Group	Responsibilities
CLEC	<ul style="list-style-type: none"> • Send LSR to BellSouth® to request number(s) to be ported. • Receives FOC before sending SVs to NPAC. • Provide service to end user. • Notify the NPAC when ready to port the number. • Update E911 information. • Send SUP LSR to change Due Date, Cancel LSR, or modify TN on LSR.
LCSC	<ul style="list-style-type: none"> • Process LSR and FOC for port out requests. • Issue trigger/port out/listing/loop service orders. • Send and receive NPAC messages.
UNE Center	<ul style="list-style-type: none"> • Coordinate port out with loop orders with CLEC as needed. • Complete port out with loop orders as needed. <p>Note: UNE Center is involved in provisioning only if loop is requested.</p>

4.2 Local Number Portability Rules

The following table may be used to determine if the service type is portable and if a trigger order is required. The existing service or line type is for reference only because the service is not portable. Only the number is ported.

When converting an existing DS1 with telephone numbers riding the DS1, the following process is to be used. One LSR REQTYP A is to be submitted to establish the DS1 loop and any channelization requested. A second LSR REQTYP C is to be submitted for the LNP of the telephone numbers to be ported once the DS1 has been turned up. This is a two step process necessary to ensure that the end user customer will have limited service interruption.

Table C Local Number Portability Rules

Service / Line Type	Portable - w/LRN	Trigger	Notes
AdWatch	Y	N	The number will no longer work for AdWatch once it is Ported.
Cellular	N		
Choke Codes	N		Does not involve LRN
Denied for Non-Pay	Y	N	Must be ported prior to disconnection of service.
DID (Block of 20)	Y	N	To Port a portion of a range may require special assembly.
ESSX® / MultiServ®	Y	Y	If lines are in a hunting arrangement, see Hunting Lines below.
FX / FCO	Y	Y	The number can be ported within the same Toll Message Rate Center (TMRC). The BST designed circuit will be disconnected and the new service provider must establish the service.
Hunting Lines	Y	Y	If not all of the numbers in the hunt group are porting, the numbers porting must be removed from the hunt group the day before the port due date. CLEC can determine Frame Due Time or use BST default of 9:00 PM day before Port.
ISDN	Y	Y	
N11	N		
Out dial trunks	Y	N	
Pager Numbers	N		
Party Line	Y	N	The number may be ported without loop. The BST service must be disconnected
Remote Call Forwarding / Interim Number Portability	Y	N	
Reserved numbers	Y	N	Only numbers reserved with chargeable USOCs may be ported

- continued -

Table C Local Number Portability Rules (continued)

Service / Line Type	Portable - w/LRN	Trigger	Notes
RingMaster®	Y	N	
Sub-Let	Y	Y	
Surrogate Client Number	Y	N	
Suspend for season	Y	N	
Switched Access	N		
Uniserv®	N		The lead number is not portable but subsequent TNs can be ported.
Warm Line	N		
WATCHALERT®	Y	Y	WATCHALERT® service will no longer work when the associated TN is ported.
ZipCONNECT®	N		

4.3 Required Forms For Faxed Requests

Required Forms for Port Out

The CLEC submits the following forms to the LCSC to request telephone numbers to Port Out:

- Local Service Request (LSR)
- End User (EU)
- Number Portability (NP) or Loop Service with Number Portability (LSNP)

Conditional Forms for Porting Out

- Directory Listing Request (DLR)

LNP Order Form Matrix

Table D LNP Order Form Matrix

When Ordering:	These Forms Are:				
	LSR	EU	NP	LSNP	DLR
Number Portability	R	R	R	P	C*
Loop Service with Number Portability	R	R	P	R	C*

Form Names:	Form Requirements:
LSR = Local Service Request Form	R=Required
EU = End User Form	R=Required
NP = Number Portability Form	C=Conditional
LSNP = Loop Service with Number Portability Form	O=Optional
DLR = Directory Listing Request Form	

Required Forms for SUPs

A supplemental change (SUP) LSR will be required if a CLEC:

- Has been asked for clarification on an LNP LSR
- Is requesting a Due Date Change
- Would like to cancel an LSR
- Would like to add/remove telephone numbers for porting on LSR.

Use the **LNP Order Matrix Form** above to determine which order forms must be used.

A supplemental change LSR (SUP) should contain complete information and will supersede the original LSR. The SUP must reflect the same PON, ACT, NPT, and CC from the original request. It must also have a higher version number in the VER field. For faxed requests, the SUP field must be populated with:

1. to Cancel. (Prohibited if CLEC has sent Activate SV to NPAC for any numbers on the LSR)
2. for Desired Due Date changes. The new date is specified in the DDD field. If the request is to establish a due date less than the standard interval (from the date the SUP is sent), the EXP field must also be populated.
3. for other types of changes. This includes adding or removing porting numbers. Also includes requests for a change in desired due date in conjunction with other changes to a

pending order. The standard interval should be used to establish a new due date when adding or removing ported numbers.

EDI, TAG and Fax requests may not be combined for the same PON. If an LSR is submitted via:

- EDI, all SUPs for the PON must be sent through EDI.
- Fax, all SUPs for the PON must be faxed.
- TAG, all SUPs for the PON must be sent through TAG.

4.4 Minimum Required Fields for Faxed LNP Orders

For TCIF 7 ordering refer to LEO-IG volume 1.

For LSOG 4 / TCIF 9 ordering refer to BellSouth Business Rules for Local Ordering.

4.5 Complex LNP Orders

Definition of Complex Services

The Local Number Portability (LNP) request is classified as complex if the number(s) being ported out is working on a complex class of service. Requests to port out telephone numbers working on the following types of service are considered complex:

- ESSX® / MultiServ®
- Primary Rate ISDN
- Basic Rate ISDN
- Channelized MegaLink®
- PBX - DID, Inward/Outward/Combination trunks
- Pathlink

4.6 Project Managed LNP Orders and Standard Intervals

Note: All targeted intervals are either 2 days or negotiated between the BellSouth Project Manager and the New Service Provider. For additional information on project management and due date intervals, refer to BellSouth® Products and Services Interval Guide Interconnection Services @ http://interconnection.bellsouth.com/guides/guides_html

1. For information on project management and due date intervals, refer to BellSouth® Products and Services Interval Guide Interconnection Services @ http://interconnection.bellsouth.com/guides/guides_html. CLECs should review this guide prior to submitting an LSR.
2. The minimum Due Date for port-out is five business days after the FOC receipt date. The first TN ported in an NPA-NXX is no earlier than five business days after FOC receipt date.

4.7 LNP Order Status

Online Order Status Information For Faxed LSR's

CLEC PON Status Reports for faxed LNP LSRs are now available via BellSouth's website at <https://clec.bellsouth.com>. This report is located in the same location as your company's measurement reports. The information can be found as report number 00 (PON Report) on the CLEC reports page.

The report will provide status for all orders tracked into BellSouth's Local Order Number (LON) systems for the most recent 31 days. The report is CLEC specific. This will answer the majority of questions CLECs have about orders that have been submitted.

Each CLEC will be required to have a specific login and password to access these reports. The application for this report is also found on the web. Once the form is completed, it should be sent to the account team for processing.

EDI/TAG POS and CN

Users submitting LSR's through EDI or TAG receive Pending Order Statuses (POS) and Jeopardy Notifications back through the return path for these systems. Completion Notification (CN) is sent when all service orders associated with the LSR are complete, and all telephone numbers on the PON have been activated by the CLEC.

5. Critical Success Factors for LNP Ordering

5.1 Pre-Order Information

1. CLEC can proactively check the following points in the LSR before submitting via fax, EDI, or TAG.
 - a. Customer address is RSAG valid and within the rate center;
 - b. NPA-NXX is marked portable in the LERG;
 - c. TNs on LSR match TNs on end user account;
 - d. Due Date intervals are based on BellSouth Standard Intervals.
2. CLEC must have a Q-account for each OCN registered with NPAC and stated on LSR. All new OCNs registered with NPAC should be updated with BellSouth® and a Q-account should be established.
3. CLEC should use correct OCN. OCN used at NPAC must match OCN used in the CC or NNSP field on CSR and OCN for Q account in BAN field.
4. CLEC must obtain end-user authorization to request LNP before submitting LNP LSR.

5.2 LSR Order Forms for LNP

The following items are applicable to TCIF 7, TCIF 9, and LSOG 4:

1. CLEC should complete all required fields.
2. CLEC should provide previously unassigned PON on LSR.
3. If CLEC is porting on any day other than the Due Date stated on the FOC, the CLEC should send BellSouth® a SUP LSR prior to the Due Date stated on the LSR. BellSouth® will then send a revised FOC with the new due date to the CLEC.
4. For all LNP orders, the LSR must provide the initiator's fax number in the FAX NO field, even for EDI or TAG LSRs.
5. CLEC should provide accurate cable & pair information for loop orders to avoid provisioning delays.

The following are only applicable in the specific environments as noted

- TCIF 7: REF NUM may not be duplicated on an individual PON. **REF NUMs are associated with:**
 - Porting numbers
 - Disconnecting numbers
 - Directory listings

Example: If a REF NUM is used on the End User Disconnect form, it may not be repeated on the Number Portability/Loop form.

- PONs containing duplicate REF NUMs are placed in clarification.
- TCIF 7: The LSR must contain numbers on one CSR.
- LSOG 4 and TCIF 9: "LEATN" may be used to send multiple CSR's on one LSR.
- TCIF 7 and TCIF 9: The CLEC must advise BellSouth® how to handle additional telephone numbers on the end user account. The additional telephone numbers may be associated with features such as:
 - Ringmaster®
 - Surrogate Client MemoryCall®
 - Flexible Call Forwarding Dial Around

The CLEC must inform BellSouth of numbers to port by submitting an LNA of V on the End User Form.

The CLEC must inform BellSouth of numbers to disconnect by submitting an LNA of D on the End User Form.

5.3 NPAC Communication

1. CLEC must receive FOC from BellSouth® prior to sending any NPAC SV messages (Create or Modify).
2. The CLEC should send the Create SV immediately upon receipt of FOC.
3. The Due Date on the Create SV sent to NPAC by the CLEC must match Due Date on FOC sent by BellSouth®
4. The Due Time on the Create SV must be set to 00:00.
5. CLEC should send Activate SV to NPAC on FOC due date.
6. BellSouth® LCSC does not issue the Disconnect service order until notification of CLEC Activate SV is received from NPAC for all TNs on the LSR. This is done to avoid disruption to end-user service.
7. For any change in the Due Date to port numbers, to cancel port, or to add/remove telephone numbers, a SUP LSR must be sent to BellSouth® LCSC and CLEC must receive revised FOC prior to sending a Modify message to NPAC.

5.4 E911 Lock Down

1. CLEC must send Activate SV to NPAC before BellSouth® LCSC will issue the Disconnect.
2. BellSouth® will not send the Unlock Message until Disconnect service order is complete.
3. If CLEC Migrate message reaches SCC before BellSouth's Unlock Message, the CLEC Migrate message will be shown on an error report which is sent to CLECs daily. CLEC must be sure they have sent Activate SVs to NPAC for all TNs which appear on error reports from SCC.
4. CLEC and BellSouth® should send Migrate and Unlock messages to SCC with the same due date as the Activate SV to NPAC.

5.5 LNP Ordering Checklist

1. **Pre- Submission: The LSR Form for LNP**

Has the pre-order information been validated? CLECs may access pre-order support using a web browser and the LENS interface. Use the Inquiry function to confirm the accuracy of the following information:

- TNs on LSR match TNs on CSR
 - LSR address is RSAG valid
2. Have you included/checked the following items:
 - Previously unassigned PON on LSR
 - Unique REF NUMs on all associated forms for LSR
 - Minimum required fields are complete
 3. Is there a Q-account for each OCN registered at the NPAC and stated on the LSR in the CC field?
 4. Were BellSouth® Standard Due Date Intervals followed when assigning the Desired Due Date? (Refer to BellSouth® Products and Services Interval Guide.)

5. **NPAC Communication**

Do not send NPAC messages (e.g., Create or Modify) prior to receipt of FOC. (For original LSR or SUP LSR)

6. The Create SV should be sent immediately upon receipt of FOC by the CLEC for all TNs on the LSR.
7. Does the Due Date on Create message must match Due Date on FOC sent by BST?
8. For any change in the Due Date to port numbers, a SUP LSR must be sent to BellSouth® LCSC prior to sending a Modify message to NPAC. Any other changes, such as Cancellations, also require a SUP LSR.
9. Does the Due Time have setting of 00:00?

10. **E911 Lockdown**

The Migrate message to lock records at an E911 SCC should be sent after the Activate message is sent to NPAC.

Note: This list is not all inclusive, but highlights the actions which would most contribute to the submission of a valid LSR.

6. System Interfaces

6.1 Interface Options for Order Submission

Ordering Options for LSRs

The CLEC must send the Local Service Request (LSRs) for Local Number Portability or Loop Service with Number Portability to the BellSouth® LCSC for processing. The request may be faxed or sent electronically through Electronic Data Interchange (EDI) or Telecommunication Access Gateway (TAG).

If the LSR is received electronically, the FOC is sent to the CLEC automatically through EDI or TAG. The CLEC also receives completion notices through EDI or TAG once the service orders are complete. EDI, TAG and Fax requests may not be combined on the same PON. If an LSR is originally submitted via EDI, then all SUPS for this PON must be sent through EDI.

6.2 System Interface Descriptions

Local Exchange Navigational System (LENS)

Step	Action
Description:	Front-end GUI application which provides pre-ordering support for LNP orders using the Inquiry function.
Inputs:	Customer address, customer information
Outputs:	RSAG Address Validation; Service availability for a particular NPA NXX; Customer record information
Note:	LNP LSRs <u>can</u> not be submitted via LENS.

PON Order Status via the Web

Step	Action
Description:	Supports on-line viewing of faxed LSR order status.
Inputs:	Faxed LSRs
Outputs:	CLEC-specific LSR status by PON
Note:	For faxed LSRs
Fax	

Step	Action
Description:	Supports the transmission of manual CLEC orders.
Inputs:	Paper LSR
Outputs:	Clarifications, FOCs
Note:	Clarifications and FOCs for faxed LSRs are sent via fax. SUP LSRs for faxed LSRs must be submitted via fax. EDI, TAG and faxed requests may not be combined on the same PON.

Electronic Data Interchange (EDI)

Step	Action
Description:	Supports the CLEC transmission of orders to BellSouth [®] , and the acknowledgment of receipt of orders to CLEC by BellSouth [®] .
Inputs:	Digital LSR
Outputs:	Clarifications, Rejects, FOCs, Pending Order Statuses, Completion Notices

Telecommunications Access Gateway (TAG)

Step	Action
Description:	Supports the CLEC transmission of orders to BellSouth®, and the acknowledgment of receipt of orders to CLEC by BellSouth®. CLEC has access to ordering and pre-ordering functionality via TAG.
Inputs:	Digital LSR
Outputs:	Clarifications, Rejects, FOCs, Pending Order Statuses, Completion Notices

BellSouth® LNP Gateway

Step	Action
Description:	Supports both internal and external communications with various interfaces and processes, including NPAC (SOA & SMS), EDI, and TAG.
Inputs:	LNP LSRs, NPAC messages, EDI and TAG orders
Outputs:	Rejects, Clarifications, FOCs, NPAC concurrence messages, Service orders to provisioning

NPAC

Step	Action
Description:	NPAC is the third party organization that oversees the porting of telephone numbers for Local Number Portability.
Inputs:	CLEC and BellSouth® subscription versions.
Outputs:	CLEC and BellSouth® subscription versions.

Note: Interface descriptions are specific to LNP orders only.

7. Frequently Asked Questions

7.1 General

1. What should be done if it is determined that some numbers sent on an LSR are not to be ported?
A sup should be sent immediately to delete the telephone numbers from the NP or LSNP form if they are not porting. The account will not be disconnected until all telephone numbers on the NP or LSNP form have been ported.
2. How is a CLEC LSR validated?
The validation process includes the following steps to ensure that the requested number(s) may be ported out.

Step	Action
1	Are the porting number(s) on the LSR working number(s) on the CSR (or customer is paying to reserve the numbers)? If yes, go to step 2. If no, go to step 7.
2	Does the end user name on the LSR match the listed name and/or billing name on the CSR? If yes, go to step 3. If no, go to step 7.
3	Are the telephone number(s) on the LSR associated with a line type that is portable? Refer to Local Number Portability Rules (Section 4.2 of this guide). If yes, go to step 4. If no, go to step 7.
4	Does the service address information on the LSR match the LA or SA on the CSR? If yes, go to step 6. If no, go to step 5. Note: If the line type on the existing end user service is FX/FCO, go to step 5.
5	Is the Toll Message Rate Center (TMRC) for the porting number(s) shown on the LSR the same as the TMRC for the address shown on the LSR? If yes, go to step 6. If no, go to step 7.
6	Is LNP available for the NPA NXX at this time? If yes, go to step 8. If no, go to step 7.
7	Send CLEC Clarification request and wait for receipt of SUP LSR.
8	Proceed with Service Order Issuance Process.

3. What CLEC actions would cause an LNP request to fall out of the order process at Bell-South?
Some reasons for an LSR to fall out of the order process are:

- CLEC sent a create SV before receiving an FOC. BellSouth will put SV in Conflict with NPAC
 - CLEC sent a create on the wrong TN
 - CLEC sent create with due date different than FOC due date
 - CLEC sent create with time other than 00:00
4. What CLEC actions should be taken if the end user is continuing to receive a bill from BST after the account is ported out?
CLEC should verify that the activate SV has been sent on all telephone numbers provided on the LSR. If yes, refer the account to the LCSC for investigation. If no, send the activate SV to the NPAC.

7.2 Ordering Options

1. In what form should a CLEC expect to receive FOC, Clarification, or Reject response?
 - If an order was sent via EDI, the response will be sent via EDI.
 - If an order was sent via TAG, the response will be sent via TAG
 - If an order was sent via fax, the response will be sent via fax.
2. Why can't the status of an LSR submitted via EDI be viewed in the PON Status Reports which are available on-line?
The PON Status Reports are for orders which were submitted via fax. Status for orders submitted via EDI/TAG are received via EDI/TAG.

7.3 LSR Error Notices

1. What types of errors would require clarification?
Some examples of errors for which BellSouth® will request clarification:
 - Some numbers on an account are being ported, but information/instruction has not been provided on **ALL** numbers listed on the account (i.e., Ringmaster®; Surrogate Client MemoryCall®; Flexible Call Forwarding Dial Around (FCPAN))
 - REF NUM are duplicated on the LSR
 - LSR does not contain the minimum required fields
 - Duplicate PON
 - Data was entered into a prohibited field
 - Busy cable & pair
 - Incorrect address
 - End user & central office are not in same wire center (may be wrong ACTL)
 - Invalid ACT
 - Invalid Q-account

- TN listed is not a working BellSouth® TN
 - Listing 2 numbers to port from two different CSRs on one LSR
2. Why would the CLEC receive error reports from SCC, Manager of the E911 database?
If the CLEC sends the Migrate message to the SCC to lock E911 prior to SCC receiving BellSouth's Unlock message, the CLEC Migrate message will be placed on an error report (755) which is distributed daily to CLECs from SCC. SCC will mechanically process the Migrate/Unlock record match for 7 days for all 755 error messages. After 7 days the record will move to a 760 error file. SCC will manually continue to look for the record match there. CLEC should be sure that the Activate SV has been sent to NPAC for the Migrate messages which appear on the 755 or 760 error reports.

7.4 Due Dates

1. What are the key steps to changing the Due Date for a previously submitted LNP LSR?
The most important part of a Due Date change is submitting a SUP LSR to the BellSouth® LCSC and receipt of a revised FOC prior to sending the Modify SV to NPAC. If the Modify SV is sent to NPAC prior to receipt of the revised FOC from BellSouth, the LSR will fall out of the order process at BellSouth®. Due Date changes should be requested prior to the due date and not later than the due date originally stated.
2. Why does the FOC have a Due Date which is different than the Desired Due Date?
If the Desired Due Date on the original LSR did not adhere to BellSouth® Standard Intervals for LNP orders, then the Due Date on the FOC would reflect the appropriate interval. Refer to BellSouth® Standard Interval Guide for more details.
3. Why does the CLEC have to send the Activate SV on the Due Date?
If the CLEC sends the Activate SV before or after the Due Date on the FOC, end user service could be impacted.

7.5 NPAC Communication

1. What does it mean when a CLEC receives an SV with Authorization set to NO (Conflict) from NPAC?
This SV indicates that the CLEC sent a Create SV to NPAC prior to receipt of an FOC for the TN. CLEC should check for receipt of an FOC for the TN.
2. Why can't the CLEC send the Create SV to NPAC prior to receiving an FOC from BellSouth®?
If the CLEC sends the Create SV to NPAC prior to receiving an FOC from BellSouth®, BellSouth® will send SV with Authorization set to NO (Conflict) to NPAC. CLEC should follow industry flow for successful porting.
3. How does CLEC know BellSouth® is ready to port number?
CLEC should complete the following steps at least the day before the due date:
- Verify FOC was received
 - Verify FOC due date
 - Verify SV is Pending with Concurrence for all TNs on LSR

- Verify SV due date is same as FOC due date for all TNs on LSR
4. What happens if the NPAC telephone number disconnect option is used after sending the activate (number ported) message?
- The telephone number and not the end user is returned to BellSouth®. The CLEC must arrange to provide service for the end user because upon receipt of the Activate SV, BST will proceed with the disconnect order.

Note: With the implementation of Number Pooling, the Telephone Number Disconnect function will return the telephone number to the code owner for the NPA NXX -T000. If the number block has been donated but not allocated, the telephone is returned to the Block Administration Center. If the number block has been allocated, the telephone number is returned to the LEC that owns the block.

8. Glossary of LNP Terms

8.1 Glossary of LNP Terms

TERM	DEFINITION
Advanced Intelligent Network (AIN)	Evolving, service-independent network architecture that provides important new capabilities for rapid creation of customized telecommunications services. AIN offers one way for a network element to query a central database to obtain local number portability routing information.
BST	Acronym used to indicate BellSouth®
Central Office (CO)	An environmentally controlled space in which a telecommunications network switching system and other associated operating systems are installed.
Central Office Exchange (CENTREX)	A telephone service offered by LSPs that provides the end-user with advanced features and services from the LSPs EO
Clarification	Requested by BellSouth LCSC when an CLEC LSR contains incomplete or inaccurate information which requires further documentation from the CLEC to allow order processing to continue.
Competitive Local Exchange Carrier (CLEC)	A new entrant into a market where there is already an incumbent LEC (ILEC) providing local phone service.
Conflict	An SV status which indicates that an error has occurred in the ordering process which will require further CLEC action for BellSouth to resume order processing. For example, BST will place SV in conflict if CLEC sends a Create SV before an FOC has been issued.
Directory Number (DN)	An end-user's telephone number, also known as a TN. In its most restrictive definition, an end-user number which is listed in a directory or with directory assistance.
Donor Switch	Switch/Office/Exchange Refers to the local switch from which an end-user was served, prior to changing SPs.
End Office (EO)	A switching system used to provide local service for a local telephone company; also known as a central office. End offices are typically equipped with both line and trunk terminations.

- continued -

- continued -

Fall-Out	Human eyes are needed to review the order, e.g. with a partial migration.
Fatal Reject	A type of error which suggests that the minimal requirements of an LSR were not fulfilled. For example, a missing required field or a duplicate PON. A Fatal Reject will not allow the CLEC order to be processed further by the BellSouth® LCSC.
Federal Communications Commission (FCC)	Congressionally credited governmental agency with the responsibility to direct the U.S. national and international telecommunications regulatory environment.
Firm Order Confirmation (FOC)	Verification/acknowledgment from one SP to another of receipt of a valid Local Service Request (LSR)
Incumbent Local Exchange Carrier (ILEC)	Typically, the RBOC or independent who services local end-users (prior to a market opening up to local competition)
Intelligent Network (IN)	Hardware and software platform used to provide enhanced voice, video and data services. IN offers one way for a network element to query a central database to obtain local number portability routing information.
Inter-Exchange Carrier (IXC)	A carrier that provides connections between LATAs, between serving areas, and between LATAs and serving areas where the calling or called end-user is located in the United States.
Interim Number Portability (INP)	A temporary solution for porting telephone numbers that routes calls to the CLEC wire center using: - Remote Call Forwarding (RCF) - Direct Inward Dialing (DID) - Route Index Hubbing (RTI)
Local Exchange Carrier (LEC)	A company that provides local telephone service. LECs also include independent local telephone companies.
Local Exchange Routing Guide (LERG)	Bellcore administered Network Routing and V&H Coordinate information for U.S. Telecommunications Industry and others.
Local Number Portability (LNP)	Provides end users with the ability to retain their numbers when they change their local service provider.

- continued -

- continued -

Local Number Portability Gateway (LNP-GW)	A BellSouth® System created to support LNP that: - includes desktop application for LCSC Service Representatives. - is used to process LNP LSR's on-line. - communicates with the NPAC. - interfaces with the AIN database to update call routing information.
Local Service Management System (LSMS)	The LSP owned network database which holds downloaded ported number information.
Local Service Provider (LSP)	A company that provides basic local telephone service.
Location Routing Number (LRN)	A routing code that is: - unique - 10 digits - identifies the switch in which a ported number resides. LRN utilizes AIN triggers, SS7 signaling, and unique 10-digit code for switch identification.
Lockheed-Martin IMS (LM-IMS)	The neutral third-party administrator for the LNP database NPAC.
New Service Provider (NSP)	Subscribers selection of exchange carrier that will be providing dial tone. This will usually be the exchange carrier that is not the default SP for the NPA NXX. This would be the recipient switch for the porting of a number when the end-user is being ported. When the end-user is changing from ported to non-porting the NSP would be the donor switch.
Non-Portable Number	Numbers are those that have not been designated as ported exchanges or portable capabilities in the LERG.
North American Numbering Council (NANC)	FCC -mandated task force assigned to oversee NPAC and NANP administration for the U.S. telecommunications industry.
North American Numbering Plan (NANP)	A plan for the allocation of unique 10 digit address numbers. The numbers consist of a 3 digit area (numbering plan area) code, a 3 digit office code, and a 4 digit line number. The plan also extends to format variations (e.g., 3 digit and 7 digit address), prefixes (e.g., 1, 0, 01 and 011), and special code applications (e.g., Service Access Codes).

- continued -

- continued -

Number Portability Administration Center (NPAC)	A neutral third party vendor contracted by BellSouth® and the CLEC's to: - maintain the master database for LNP. - coordinate the flow of information between service providers.
Numbering Plan Area (NPA)	A defined geographic area identified by a unique three digit code used in the North American Numbering Plan Area.
NXX	End Office Code A three digit code used to identify a central office exchange. However, in a portable environment the last 4 digits or the 7-digit telephone number may not always reside in the central office exchange to which the NXX was natively assigned.
Plain Old Telephone Service (POTS)	Basic residence or business telephone service which provides users with simple telephone features or service.
Port In	A term used with Local Number Portability to indicate that a customer is changing his facility based local service provider from a CLEC to BellSouth and wishes to keep his same telephone number.
Port Out	A term used with Local Number Portability to indicate that a BellSouth customer is taking his telephone number with him to another facility based local service provider.
Portability	The ability of the user to change local telephone companies, location and/or service without changing the telephone number.
Portable Number	Those numbers within an exchange that have portable capabilities and are assigned to a designated portable exchange. These are the numbers that are assigned to the designated default switch and have not been ported to another LSP. These numbers are commonly identified as working on the "Donor" switch. Portable numbers are all numbers in an NXX where portability is allowed. Numbers will be declared portable on an NXX basis.

- continued -

- continued -

Ported Number	Those that have been assigned to other LSPs providing recipient switch access for Portable exchanges. This is commonly termed as the numbers assigned to the "Recipient" switches. The "Recipient" switch is not the default switch in the SCP. Ported numbers are the subset of portable numbers that have actually been moved from the LERG based switch (donor) to another switch (recipient).
Private Branch Exchange (PBX)	System typically installed in a business that serves as the central telephone system for that business and which may provide certain enhanced services for that business.
Recipient Switch	Switch/Office/Exchange — Refers to local end office switch to which an end-user is served, after changing SPs.
Remote Call Forwarding (RCF)	LNP deployment model generally viewed as an interim solution. For customers changing their local telephone company and wanting to keep their phone number, routes all incoming calls to the old company switch first. Then the calls are forwarded to a new phone
SCC	Neutral third party responsible for the E911 database administration. (SCC is not an abbreviation.)
Service Management System (SMS)	Computer facility permitting access to records contained in the number portability database. Receives Number Ported messages from NPAC.
Service Order Administration (SOA)	Interface to the NPAC for porting end-user TNs. Receives create and sends concurrence SVs.
Service Provider (SP)	A company that provides telephone service.
Subscription Version (SV)	A message that flows through the NPAC to provide information regarding LNP.
Telecommunications Access Gateway (TAG)	TAG is a transaction based messaging system with data translation. TAG provides a by-directional flow of information between the CLEC and BellSouth®, and gives the CLEC access to pre-ordering and ordering functionality.

- continued -

- continued -

Toll Message Rate Center (TMRC)	A uniquely defined geographic area: - created to allow for the proper rating of toll and message charges. - appears in LERG for a wire center/switch.
Trigger Order	6-Digit Trigger – identifies NPA XXX that is portable and causes querying. 10-Digit Trigger – end-users' telephone number. This trigger causes look up process so when the 10-digit trigger is dialed the call is routed through AIN to the SS7 database. Note: "Trigger" is not available for all service types.

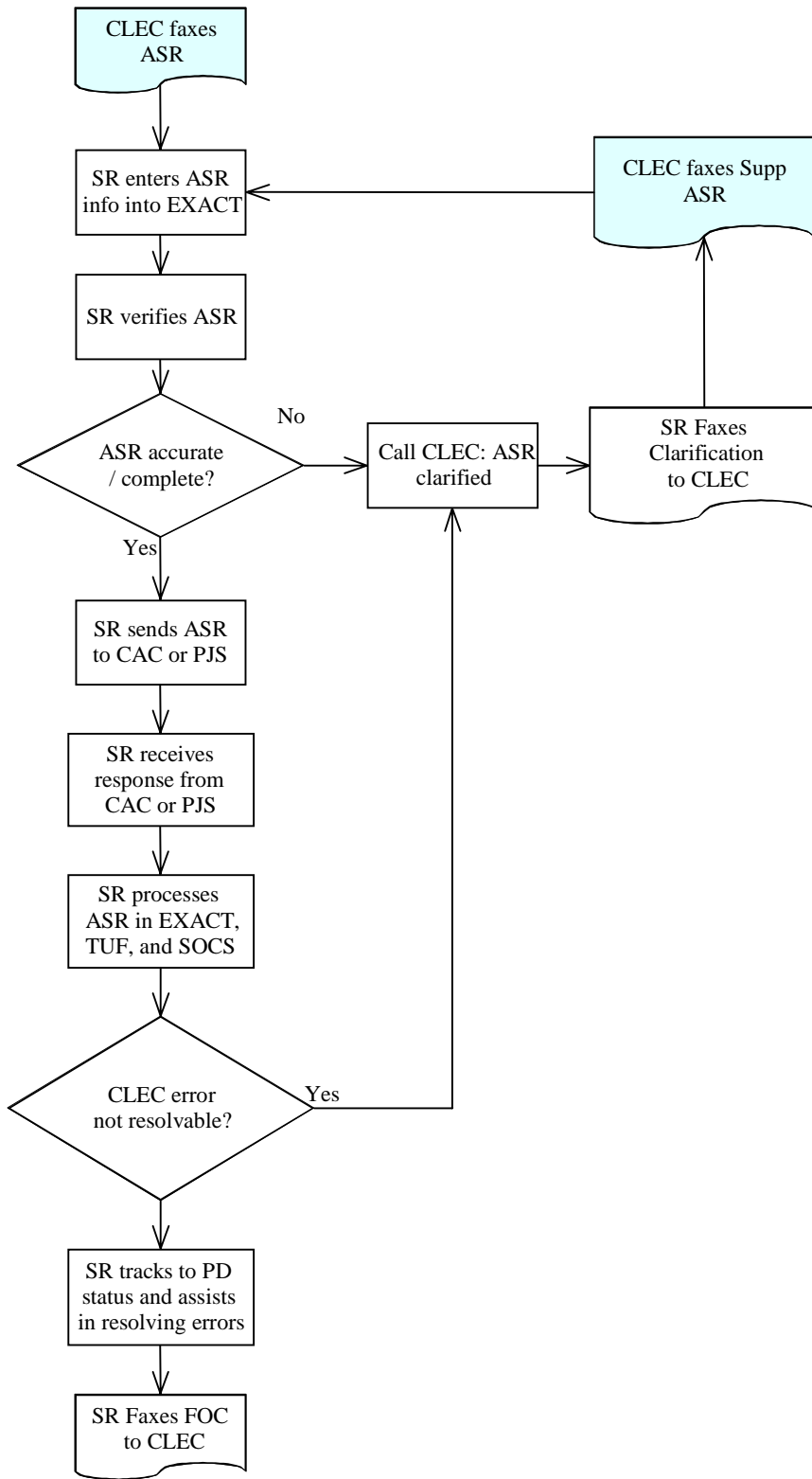
9. Appendix

9.1 References

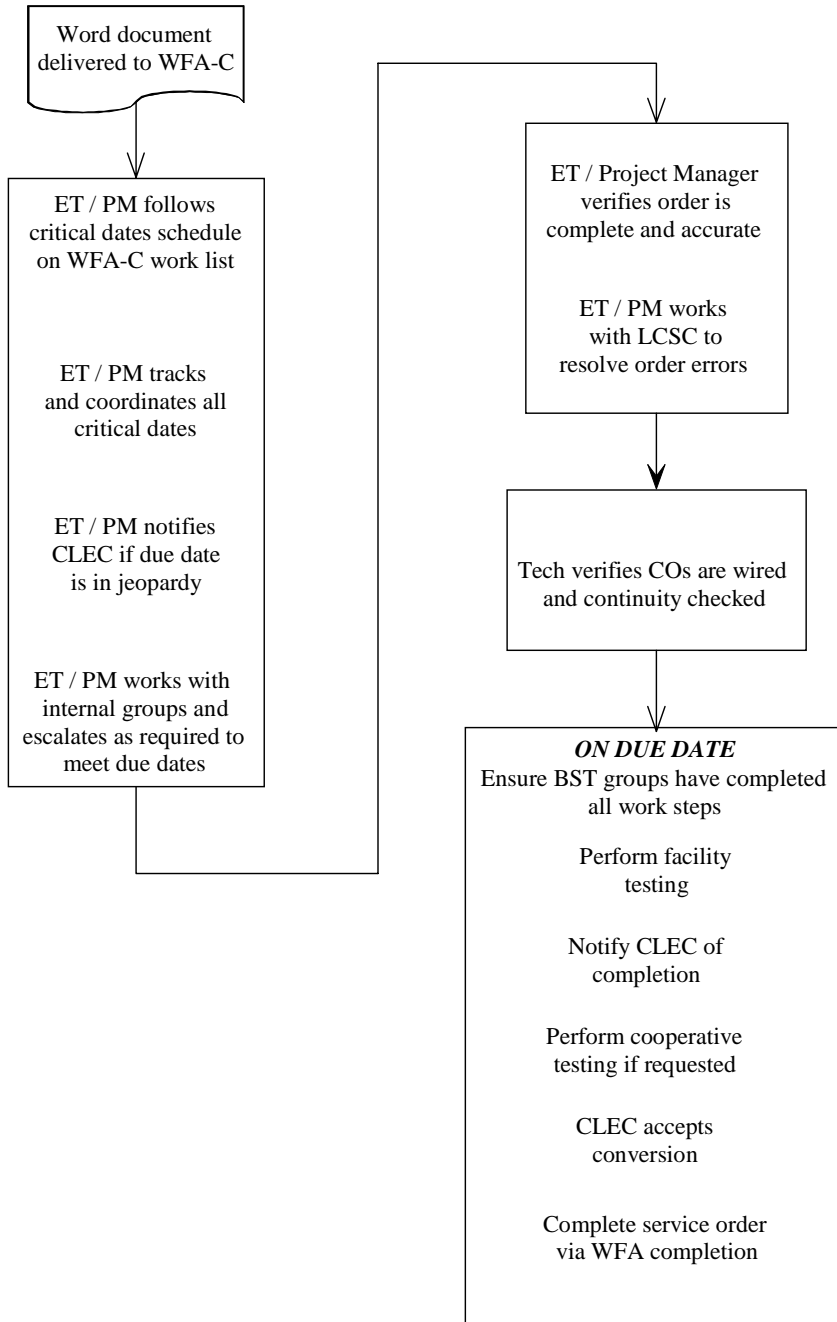
Information resources reviewed for this guide include, but are not limited to:

- BellSouth® Business Rules for Local Ordering
- BellSouth® CLEC Interconnection Web Site
- BellSouth® LNP Documentation
- North American Numbering Council (NANC) Architecture and Administrative Plan for Local Number Portability
- North American Numbering Council (NANC) Inter-Service Provider LNP Operations Flows
- www.fcc.gov
- www.npac.com/home.htm
- www.ported.com

Interconnection Trunks Pre-ordering and Ordering



Interconnection Trunks Provisioning



Interconnection Trunk Maintenance / Repair

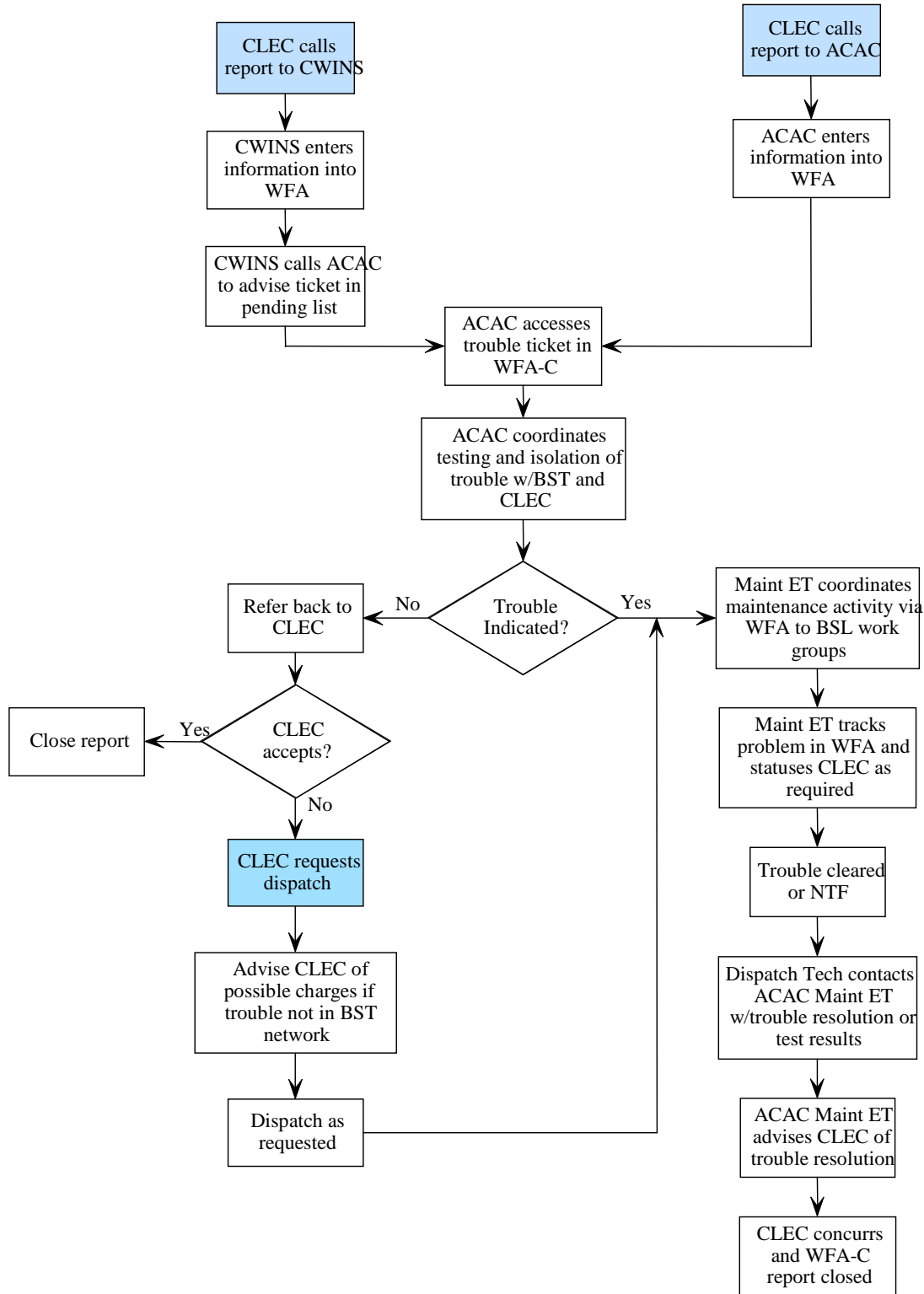


EXHIBIT LCSC-28

**Local Carrier Service Center
Organization Chart**

Interconnection - Network Services Customer Services

Local Carrier Service Center

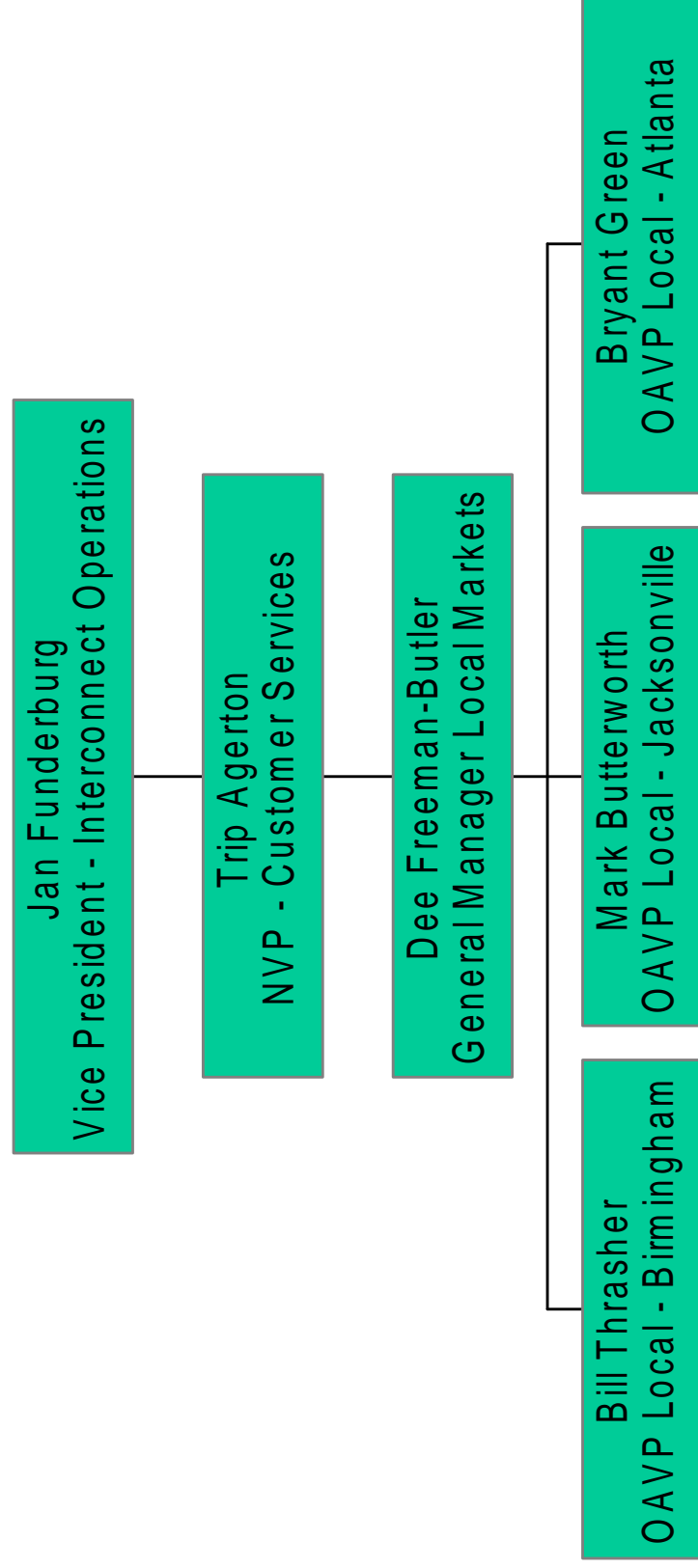


EXHIBIT LCSC-29

Customer Wholesale Interconnection Network Service Center Organization Chart

Interconnection – Network Services Customer Service

Customer Wholesale Interconnection Network Service Center

