

CARROLL COUNTY WATER DISTRICT NO. 1

**BASIC FINANCIAL STATEMENTS,
SUPPLEMENTARY INFORMATION,
AND INDEPENDENT AUDITOR'S REPORTS**

At December 31, 2015 and 2014

**CARROLL COUNTY WATER DISTRICT NO. 1
BASIC FINANCIAL STATEMENTS
SUPPLEMENTARY INFORMATION
AND INDEPENDENT AUDITOR'S REPORTS**

Years Ended December 31, 2015 and 2014

TABLE OF CONTENTS

Independent Auditor's Report	1-2
Management's Discussion and Analysis	3-8
Basic Financial Statements:	
Statement of Net Position	9
Statement of Revenues, Expenses, and Changes in Fund Net Position	10
Statement of Cash Flows	11-12
Notes to Basic Financial Statements	13-27
Required Supplemental Information	
Schedule of the District's Proportionate Share of the Net Pension Liability – County Employees Retirement System	28
Schedule of the District's Contributions – County Employees Retirement System	29
Independent Auditor's Report on Internal Control Over Financial Reporting and on Compliance and Other Matters Based on an Audit of Financial Statements Performed in Accordance With <u>Government Auditing Standards</u>	30-31
Schedule of Findings and Responses	32-33

RAISOR, ZAPP & WOODS, PSC

Certified Public Accountants

P.O. Box 354 • 513 Highland Ave • Carrollton, KY 41008
502-732-6655 • taxes@rzwcpas.com

Dennis S. Raisor, CPA
Jerilyn P. Zapp, CPA
Jeffery C. Woods, CPA
Susan A. Dukes, CPA

INDEPENDENT AUDITOR'S REPORT

To the Commissioners of the
Carroll County Water District No. 1
Ghent, Kentucky 41045

Report on the Financial Statements

We have audited the accompanying financial statements of Carroll County Water District No. 1 as of and for the years ended December 31, 2015 and 2014, and the related notes to the financial statements, which collectively comprise the District's basic financial statements as listed in the table of contents.

Management's Responsibility for the Financial Statements

Management is responsible for the preparation and fair presentation of these financial statements in accordance with accounting principles generally accepted in the United States of America; this includes the design, implementation, and maintenance of internal control relevant to the preparation and fair presentation of financial statements that are free from material misstatement, whether due to fraud or error.

Auditor's Responsibility

Our responsibility is to express an opinion on these financial statements based on our audit. We conducted our audit in accordance with auditing standards generally accepted in the United States of America and the standards applicable to financial audits contained in *Government Auditing Standards*, issued by the Comptroller General of the United States. Those standards require that we plan and perform the audit to obtain reasonable assurance about whether the financial statements are free from material misstatement.

An audit involves performing procedures to obtain audit evidence about the amounts and disclosures in the financial statements. The procedures selected depend on the auditor's judgment, including the assessment of the risks of material misstatement of the financial statements, whether due to fraud or error. In making those risk assessments, the auditor considers internal control relevant to the entity's preparation and fair presentation of the financial statements in order to design audit procedures that are appropriate in the circumstances, but not for the purpose of expressing an opinion on the effectiveness of the entity's internal control. Accordingly, we express no such opinion. An audit also includes evaluating the appropriateness of accounting policies used and the reasonableness of significant accounting estimates made by management, as well as evaluating the overall presentation of the financial statements.

We believe that the audit evidence we have obtained is sufficient and appropriate to provide a basis for our audit opinion.

Opinion

In our opinion, the financial statements referred to above present fairly, in all material respects, the financial position of the Carroll County Water District No. 1, as of December 31, 2015 and 2014, and the respective changes in financial position and cash flows thereof for the years then ended in accordance with accounting principles generally accepted in the United States of America.

Changes in Accounting Principle

As described in Note 17 to the financial statements for the year ended December 31, 2015, Carroll County Water District No. 1 adopted new accounting guidance, GASB Statement No. 68, *Accounting and Financial Reporting for Pensions – an Amendment of GASB Statement No. 27* and GASB Statement No. 71 – *Pension Transition for Contributions Made Subsequent to the Measurement Date – an Amendment of GASB No. 68*. Our opinion is not modified with respect to this matter.

Other Matters

Required Supplementary Information

Accounting principles generally accepted in the United States of America require that the management's discussion and analysis on pages 3 through 6, the Schedule of the District's Proportionate Share of the Net Pension Liability – County Employees Retirement System on page 28, and the Schedule of the District's Contributions – County Employees Retirement System on page 29 be presented to supplement the basic financial statements. Such information, although not a part of the basic financial statements, is required by the Governmental Accounting Standards Board, who considers it to be an essential part of financial reporting for placing the basic financial statements in an appropriate operational, economic, or historical context. We have applied certain limited procedures to the required supplementary information in accordance with auditing standards generally accepted in the United States of America, which consisted of inquiries of management about the methods of preparing the information and comparing the information for consistency with management's responses to our inquiries, the basic financial statements, and other knowledge we obtained during our audit of the basic financial statements. We do not express an opinion or provide any assurance on the information because the limited procedures do not provide us with sufficient evidence to express an opinion or provide any assurance.

Other Reporting Required by Government Auditing Standards

In accordance with *Government Auditing Standards*, we have also issued our report dated June 17, 2016, on our consideration of Carroll County Water District No. 1's internal control over financial reporting and on our tests of its compliance with certain provisions of laws, regulations, contracts, and grant agreements and other matters. The purpose of that report is to describe the scope of our testing of internal control over financial reporting and compliance and the results of that testing, and not to provide an opinion on internal control over financial reporting or on compliance. That report is an integral part of an audit performed in accordance with *Government Auditing Standards* in considering Carroll County Water District No. 1's internal control over financial reporting and compliance.

Raisor, Zapp & Woods, PSC

RAISOR, ZAPP & WOODS, PSC
Certified Public Accountants
Carrollton, Kentucky

June 17, 2016

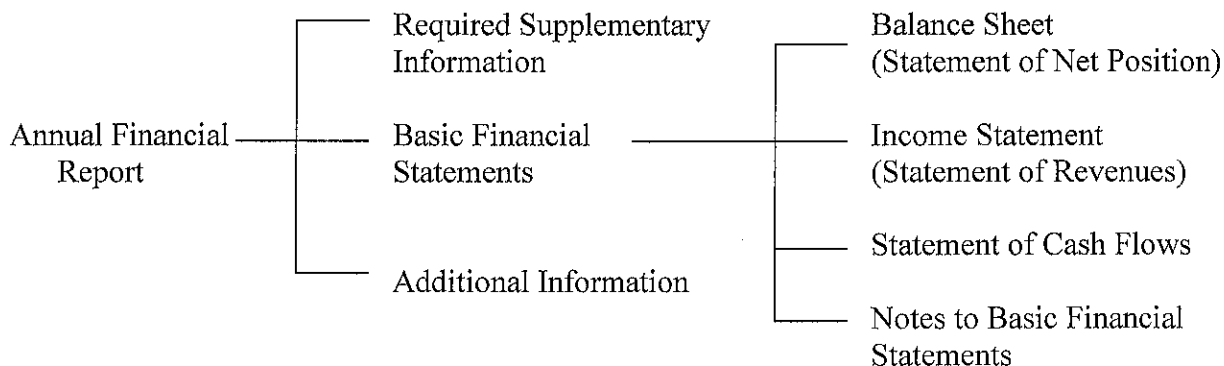


MANAGEMENT'S DISCUSSION AND ANALYSIS

This Discussion and Analysis of Carroll County Water District #1 financial performance provides an overview of the District's financial activities for the fiscal year ending December 31, 2015. It should be read in conjunction with the District's financial statements and supplementary information.

Financial Statements Overview

This annual financial report consists of three major parts: required supplementary information, basic financial statements, and supplementary information. Included with the financial statement are notes that explain in more detail some of the information in the financial statements. Additional to these notes is a section of supplementary information in support of the information in the financial statements. The figure below illustrates how the annual financial report is arranged.



The Balance Sheet or Statement of Net Position includes all of the District's assets and liabilities and provides a basis for evaluating the overall health and financial flexibility of the District.

The Income Statement or the Statement of Revenues, Expenses, and Changes in Fund Net Position account for all the current year's revenues and expenses. This statement is a ready reflection of the success of the District's operations over the past year and shows at a glance whether or not the District has recovered all of its costs through its water rates and other charges.

The Statement of Cash Flows primary purpose is to provide information about the District's cash receipts, payments, and net changes in cash resulting from its operations, investing activities and financing activities and provides further information on the sources and uses of cash and the changes in the cash balances during the operating year.

Details of the financials for 2013 are included in the MDA even though no adjustments have been made to reflect potential impacts due to the District's proportional share of the Net Pension Liability as required by GASB 68.

Financial Highlights

- Total assets increased by \$384,468 to \$13,172,346 in 2015. This increase is explained by increases in cash and restricted cash along with the increase in fixed assets attributable to construction in process.
- Operating Revenues decreased by \$3,815 or 0.2% to \$1,852,663 in 2015. Water sales were virtually unchanged when compared to previous year.
- Operating Expenses were down \$93,962 in 2015 when compared to 2014. This decrease is due to less distribution system damages incurred during the year and less plant rehab work.
- Net Income before Capital Contributions for 2015 as compared to the previous year was up \$41,086. This is primarily due to less operating expense when compared to previous year but reflects an increase of \$79,801 in operating expense due to new reporting requirements associated with County Employee Retirement System (CERS) pension liabilities.
- Capital Contributions were up by \$124,293 when compared to 2014 mainly due to debt forgiveness associated with the Carrollton Utilities Interconnect and Focus projects.

Statement of Net Position

Changes in Net Position in 2015 are attributed to the increase in cash restricted for debt service and principal payments made on long term debt.

	2015	2014	*2013	Difference 15-14	%
Utility Plant	\$10,001,649	\$9,934,602	\$10,297,046	\$67,047	0.7
Current Assets	\$1,862,213	\$1,805,749	\$1,684,882	\$56,464	3.1
Other Non-Current Assets	\$1,308,484	\$1,047,527	\$ 951,254	\$260,957	24.9
Total Assets	\$13,172,346	\$12,787,878	\$12,933,182	\$384,468	3.0

Deferred Outflows/Inflows of Resources

This MDA is the first to deal specifically with CERS retirement Liability. The District now must plan to be prepared to assume liability for the pension plan that historically has been a state responsibility. These outflows and inflows are neither assets or liabilities but represent allocations that will impact future pension expense.

Deferred Outflows/Inflows of Resources (Continued)

	2015	2014	*2013	**Difference 15-14	%
Deferred Outflow	\$118,265	\$34,239	N/A	\$84,026	-
Deferred Inflow	\$50,410	\$60,000	N/A	\$(9,590)	-

In addition to the deferred inflows related to the net pension liability, the District had deferred inflows of \$2,337 and \$2,439 in unamortized bond premiums for the years ended December 31, 2015 and 2014.

Liabilities

Long Term Liabilities at year-end 2015 are up due to a note payable to Carrollton Utilities for the Interconnect Project and the increase in net pension liability as reported by CERS. Current liabilities show a 13% increase compared to year-end 2014. The increase in current liabilities at year's end is due primarily to an increase in accounts payable for the District initial contribution to the Interconnect Project.

	2015	2014	*2013	Difference 15-14	%
Long Term Liabilities	\$7,201,014	\$7,000,843	\$6,701,314	\$200,171	2.9
Current & Accrued Liabilities	\$462,155	\$408,994	\$403,840	\$53,161	13
Total Liabilities	\$7,663,169	\$7,409,837	\$7,105,154	\$253,332	3.4

Total Net Position

Total Net Position as shown below is up \$224,854 due to the net income of the District.

	2015	2014	*2013	Difference 15-14	%
Total Net Position	\$5,574,695	\$5,349,841	\$5,823,285	\$224,854	4.2

Income Statement

Operating Revenues for 2015 were virtually unchanged when compared to 2014 and both water sales and miscellaneous revenue remained unchanged. Operating expenses for 2015 were down by \$93,962 when compared to 2014 due primarily to lower distribution system pipeline repairs and lower power costs resulting from a new power payment plan in Ghent. The net income for the year was up by \$180,561 due to reduced maintenance costs during 2015 and increased capital contributions associated with debt forgiveness for the Interconnect Project with Carrollton Utilities.

	2015	2014	*2013	Difference (15-14)	%
Operating Revenue	\$1,852,663	\$1,856,478	\$1,790,620	\$(3,815)	(0.2)
Operating Expense	\$1,558,949	\$1,652,911	\$1,458,660	\$(93,962)	(5.7)
Net Operating Revenue	\$293,714	\$203,567	\$ 331,960	\$90,147	44.3
Non-Operating Expenses	\$229,524	\$180,463	\$ 202,561	\$(49,061)	27.2
Capital Contributions	\$160,664	\$21,189	\$ 138,655	\$139,475	658
Special Item		-	-	-	-
Net Income	\$224,854	\$44,293	\$ 268,054	\$180,561	408

Statement of Cash Flows

Cash from Operating Activities was up by 14.2% when compared to 2014. This is primarily due to lower maintenance costs for the year. The increase in Cash at Year End 2015 is up by 21.1% due to decreased payments to suppliers.

	2015	2014	2013	Difference (15-14)	%
Cash from Operating Activities (Net)	\$838,477	\$734,314	\$755,251	\$104,163	14.2
Cash from Non-Capital Financing Activities	\$0	\$11,508	\$46	\$(11,508)	N/A
Cash from Capital & Related Financing Activities	\$(512,996)	\$(504,743)	\$(509,201)	\$(8,253)	1.6
Cash From Investing Activities	\$1,275	\$(119,537)	\$(1,230)	\$120,812	101
Change in Cash	\$326,756	\$121,542	\$247,326	\$205,214	169
Cash Balance, Beginning of Year	\$1,549,127	\$1,427,585	\$1,180,259	\$121,542	8.5
Cash Balance, End of Year	\$1,875,883	\$1,549,127	\$1,427,585	\$326,756	21.1

Debt Administration

As of year's end 2015 the District had outstanding Bond debt of \$5,447,500, and Notes Payable of \$1,275,079 for a total of \$6,722,579 in Long Term Debt. The funds available for Debt Service in 2015 were more than sufficient to cover debt payments without pulling down cash. The Debt Coverage Ratio for 2015 was 1.70, a level that is sufficient not only to pay debt but also allow sufficient allocation to Depreciation and other capital improvement projects.

	2015	2014	*2013	Difference (15-14)	%
Total Bonds Payable	\$5,447,500	\$5,589,500	\$5,735,500	\$(142,000)	2.5
Note Payable	\$1,275,079	\$1,095,377	\$1,188,028	\$179,702	16.4
Income Available for Debt Service	\$817,215	\$704,297	\$796,487	\$112,918	16
Total Debt Service	\$481,803	\$477,006	\$585,713	\$4,797	1
Debt Coverage	1.70	1.48	1.36	23.54	15

Economic Outlook

No significant growth or decline in water sales is expected in 2016. The two diagrams on the next page are offered to give a picture of the relative health of the Water District. The graph of the Operating Expenses including Depreciation versus Operating Revenue presents a view of monies remaining to cover debt after Operating Expenses have been paid. You will note the numbers for 2015 reflect a comfortable level in Revenue versus Expenses as was expected for this particular year. The graph titled Operating Ratio depicts Total Operating Expenses less Depreciation divided by Total Revenues and is a measure of overall efficiency of the District. Management feels that trends in this Operating Ratio reflect the health of the District. In the healthiest operations this ratio will remain constant or reduce over time.

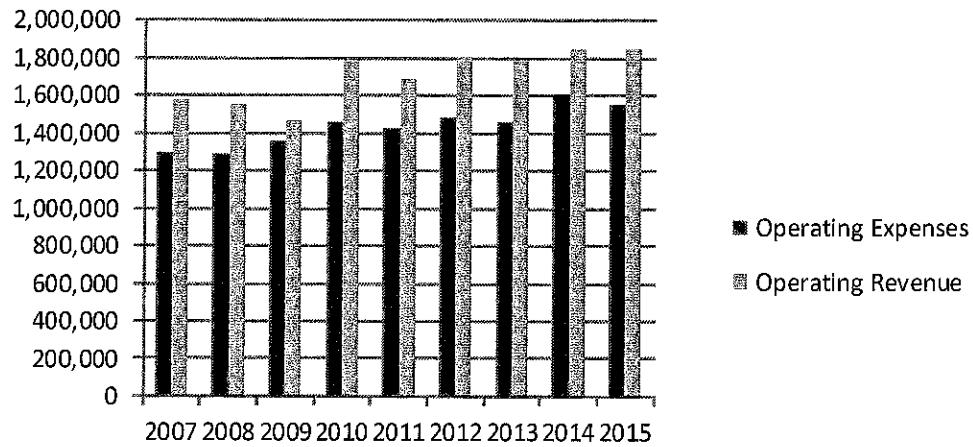
- The new Interconnect Project in participation with Carrollton Utilities is now complete and debt service payments will begin in 2016.
- Approximately 6,690 feet of 6" asbestos cement pipe will be relocated and upgraded to a 8" PVC water main. This project will be incorporated within the Kentucky Department of Transportation. Since the existing line will be inside the proposed disturbance area, Carroll County Water is only responsible for the cost of the betterment portion which will be approximately 10.6% (Est. \$49,490) cost of the relocation project. This project is scheduled to be built in late 2016.
- The District is putting in place a tank maintenance program for inspection, repair and painting of all system tanks. The addition of mixing systems and painting of these tanks will require major expenditures during future years.

* - See note on page 3 for 2013 financial column in regards to all tables.

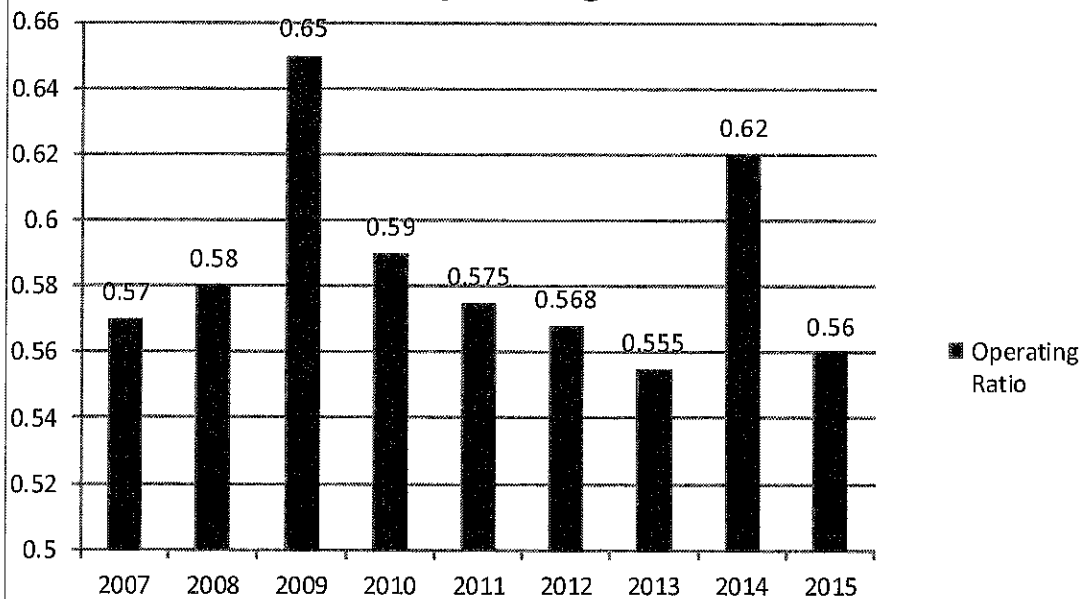
Contacting District Management

This financial report is designed to provide an easy to read general overview of the District's finances to its ratepayers, creditors, or public at large. It also provides accountability for the money received by the District. Questions concerning this report may be directed to the Manager of the District at 205 Main Cross Street in Ghent, Kentucky 41045, phone 502-347-9500.

Operating Expenses vs Operating Revenue



Operating Ratio



CARROLL COUNTY WATER DISTRICT NO. 1
STATEMENT OF NET POSITION
December 31, 2015 and 2014

	<u>2015</u>	<u>Restated 2014</u>
ASSETS		
Current Assets:		
Cash, Including Time Deposits	\$ 1,533,036	\$ 1,455,396
Accounts Receivable (Net)	156,054	166,004
Other Receivables	121	95
Inventory	135,011	144,864
Prepaid Expense	37,991	39,390
Total Current Assets	<u>\$ 1,862,213</u>	<u>\$ 1,805,749</u>
Noncurrent Assets:		
Restricted Assets:		
Cash, Including Time Deposits	\$ 1,308,274	\$ 1,047,334
Interest Receivable	110	93
Capital Assets (Net)	10,001,649	9,934,602
Deposits	100	100
Total Noncurrent Assets	<u>\$ 11,310,133</u>	<u>\$ 10,982,129</u>
Total Assets	<u>\$ 13,172,346</u>	<u>\$ 12,787,878</u>
DEFERRED OUTFLOWS OF RESOURCES		
Attributable to Employee Pension Plan	<u>\$ 118,265</u>	<u>\$ 34,239</u>
LIABILITIES		
Current Liabilities:		
Accounts Payable	\$ 37,621	\$ 40,827
Accounts Payable - Capital Assets	50,000	2,281
Accrued Compensated Absences	32,608	29,053
Accrued Wages	-	6,365
Accrued Payroll Taxes/Employee Withholding	12,381	10,294
Utility Tax Payable	4,489	4,509
Sales Tax Payable	3,094	3,215
Current Liabilities Payable from Restricted Assets:		
Accrued Interest Payable	73,415	74,999
Revenue Bonds Payable	142,000	142,000
Note Payable	106,547	95,451
Total Current Liabilities	<u>\$ 462,155</u>	<u>\$ 408,994</u>
Noncurrent Liabilities:		
Revenue Bonds Payable	\$ 5,305,500	\$ 5,447,500
Note Payable	1,168,532	999,926
Net Pension Liability	704,435	535,000
Noncurrent Liabilities Payable from Restricted Assets:		
Customer Deposits Payable	22,547	18,417
Total Noncurrent Liabilities	<u>\$ 7,201,014</u>	<u>\$ 7,000,843</u>
Total Liabilities	<u>\$ 7,663,169</u>	<u>\$ 7,409,837</u>
DEFERRED INFLOWS OF RESOURCES		
Attributable to Employee Pension Plan	\$ 50,410	\$ 60,000
Unamortized Bond Premiums	2,337	2,439
Total Deferred Inflows of Resources	<u>\$ 52,747</u>	<u>\$ 62,439</u>
NET POSITION		
Net Investment in Capital Assets	\$ 3,276,733	\$ 3,247,286
Restricted for Capital Projects	7,001	7,001
Restricted for Debt Service	1,205,421	947,010
Unrestricted	<u>1,085,540</u>	<u>1,148,544</u>
Total Net Position	<u>\$ 5,574,695</u>	<u>\$ 5,349,841</u>

CARROLL COUNTY WATER DISTRICT NO. 1
STATEMENT OF REVENUES, EXPENSES, AND CHANGES IN FUND NET POSITION
For the Years Ended December 31, 2015 and 2014

	2015	Restated 2014
Operating Revenues:		
Charges for Services:		
Water Charges (Net)	\$ 1,758,576	\$ 1,759,021
Bulk Water Charges	68	66
Total Charges for Services	<u>\$ 1,758,644</u>	<u>\$ 1,759,087</u>
Other Charges and Miscellaneous:		
Billing Service Charges	\$ 43,685	\$ 46,766
Reconnect and Disconnect Charges	45,320	48,600
Miscellaneous	5,014	2,025
Total Other Charges and Miscellaneous	<u>\$ 94,019</u>	<u>\$ 97,391</u>
Total Operating Revenues	<u>\$ 1,852,663</u>	<u>\$ 1,856,478</u>
Operating Expenses:		
Accounting and Collecting Labor	\$ 96,727	\$ 93,667
Administrative Per Diem	16,200	16,200
Administrative Salaries	117,681	113,176
Depreciation Expense	447,682	457,706
Employee Benefits	51,149	45,405
Employee Licenses	-	410
Insurance	33,869	33,346
Maintenance of Mains/Distribution System	144,279	260,082
Office Supplies and Expense	41,919	41,591
Operating Labor	193,554	197,791
Other Interest Expense	72	85
Payroll Taxes	31,393	30,555
Professional Services	13,615	13,099
Purchased Power	139,062	152,277
Purchased Water	9,847	11,027
Regulatory Fees	3,559	3,534
Repairs & Maintenance	12,595	12,566
Retirement Plan Expense	148,169	112,894
Transportation Expense	28,028	29,085
Uniforms	9,892	6,390
Utilities & Telephone	12,992	11,645
Water Treatment Expense	6,665	10,380
Total Operating Expenses	<u>\$ 1,558,949</u>	<u>\$ 1,652,911</u>
Operating Income	<u>\$ 293,714</u>	<u>\$ 203,567</u>
Nonoperating Revenue (Expense):		
Investment Income	\$ 13,142	\$ 10,970
Interest Expense	(242,666)	(237,594)
Gain (Loss) on Sale/Abandonment of Fixed Assets	-	46,161
Total Nonoperating Revenue (Expense)	<u>\$ (229,524)</u>	<u>\$ (180,463)</u>
Net Income (Loss) Before Contributions & Special Items	<u>\$ 64,190</u>	<u>\$ 23,104</u>
Capital Contributions	<u>160,664</u>	<u>21,189</u>
Special Item		
Industrial & Department of Transportation Line Relocation Projects		
Income	\$ -	\$ 85,331
Expense	-	(85,331)
Total Special Item	<u>\$ -</u>	<u>\$ -</u>
Change in Net Position	<u>\$ 224,854</u>	<u>\$ 44,293</u>
Net Position--Beginning of Year	<u>5,349,841</u>	<u>5,305,548</u>
Net Position--End of Year	<u><u>\$ 5,574,695</u></u>	<u><u>\$ 5,349,841</u></u>

CARROLL COUNTY WATER DISTRICT NO. 1
STATEMENT OF CASH FLOWS
For the Years Ended December 31, 2015 and 2014

	2015	Restated 2014
CASH FLOWS FROM OPERATING ACTIVITIES		
Receipts from Customers	\$ 1,866,602	\$ 1,861,255
Payments to Suppliers	(146,080)	(247,156)
Payments to Employees	(426,972)	(416,834)
Other Receipts (Payments)	(455,073)	(462,951)
Net Cash Provided (Used) by Operating Activities	<u>\$ 838,477</u>	<u>\$ 734,314</u>
CASH FLOWS FROM NON-CAPITAL FINANCING ACTIVITIES		
Proceeds Line Relocations	\$ -	\$ 99,369
Costs Associated with Line Relocations	-	(87,861)
Net Cash Provided (Used) by Non-Capital Financing Activities	<u>\$ -</u>	<u>\$ 11,508</u>
CASH FLOWS FROM CAPITAL AND RELATED FINANCING ACTIVITIES		
Capital Contributions	\$ 24,720	\$ 9,360
Purchase of Capital Assets (including Work in Process)	(67,564)	(55,006)
Principal Paid on Capital Debt	(237,451)	(238,651)
Interest Paid on Capital Debt	(244,352)	(238,355)
Proceeds Build America Bonds Interest Reimbursement	11,651	11,829
Proceeds Sale of Capital Assets	-	6,080
Net Cash Provided (Used) by Capital and Related Financing Activities	<u>\$ (512,996)</u>	<u>\$ (504,743)</u>
CASH FLOWS FROM INVESTING ACTIVITIES		
Purchase of Investments	\$ (11,824)	\$ (130,367)
Interest Received	13,099	10,830
Net Cash Provided (Used) by Investing Activities	<u>\$ 1,275</u>	<u>\$ (119,537)</u>
 Net Increase (Decrease) in Cash and Cash Equivalents	 <u>\$ 326,756</u>	 <u>\$ 121,542</u>
 Balances-Beginning of the Year	 <u>1,549,127</u>	 <u>1,427,585</u>
 Balances-End of the Year	 <u><u>\$ 1,875,883</u></u>	 <u><u>\$ 1,549,127</u></u>

	Balances Per December 31, 2015 Statement of Net Position	Balances Per December 31, 2015 Statement of Cash Flows
Cash	\$ 1,027,855	\$ 1,027,855
Time Deposits	505,181	-
Restricted Cash	848,028	848,028
Restricted Time Deposits	460,246	-
Total Cash and Cash Equivalents, End of Year	<u>\$ 2,841,310</u>	<u>\$ 1,875,883</u>
	Balances Per December 31, 2014 Statement of Net Position	Balances Per December 31, 2014 Statement of Cash Flows
Cash	\$ 956,330	\$ 956,330
Time Deposits	499,066	-
Restricted Cash	592,797	592,797
Restricted Time Deposits	454,537	-
Total Cash and Cash Equivalents, End of Year	<u>\$ 2,502,730</u>	<u>\$ 1,549,127</u>

CARROLL COUNTY WATER DISTRICT NO. 1
STATEMENT OF CASH FLOWS
For the Years Ended December 31, 2015 and 2014

	<u>2015</u>	<u>Restated 2014</u>
RECONCILIATION OF OPERATING INCOME (LOSS) TO NET CASH PROVIDED (USED) BY OPERATING ACTIVITIES		
Operating Income (Loss)	\$ 293,714	\$ 203,567
Adjustments to Reconcile Operating Income to Net Cash Provided (Used) by Operating Activities:		
Cash Flows Reported in Other Categories:		
Depreciation Expense	447,682	457,706
Pension Expense	75,819	43,024
Change in Assets and Liabilities:		
Receivables, Net	9,950	1,558
Other Receivables	-	511
Inventories	9,853	18,596
Prepaid Expenses	1,399	206
Accounts Payable	(3,206)	5,151
Accrued Wages	(6,365)	977
Utility Tax Payable	(20)	345
Sales Tax Payable	(121)	383
Accrued Payroll Taxes & Employee Benefits	2,087	(2,713)
Customer Meter Deposits Payable	4,130	1,980
Accrued Compensated Absences	3,555	3,023
Net Cash Provided by Operating Activities	<u>\$ 838,477</u>	<u>\$ 734,314</u>

SCHEDULE OF NONCASH INVESTING, CAPITAL, AND FINANCING ACTIVITIES

In 2015, increases of \$449,446 were added to the District's capital assets through the Focus on Core Mission and Infrastructure Project and Carroll County Interconnect Project. The debt associated with financing these improvements is included in the financial statements as Notes Payable - Carrollton Utilities. The gross amount of the debt (note payable) was reduced by the amounts provided for debt forgiveness due to federal and state funding (\$124,293). Carroll County Water District No. 1 has included the debt reduction in capital contributions in its statement of revenues, expenses and changes in fund net position. Additionally, the District had \$50,000 included in accounts payable - capital assets for its contribution toward the projects.

At December 31, 2014, Carroll County Water District No. 1 had outstanding obligations relating to the acquisition of plant assets of \$2,281 included in accounts payable - capital assets.

CARROLL COUNTY WATER DISTRICT NO. 1
NOTES TO BASIC FINANCIAL STATEMENTS
December 31, 2015 and 2014

NOTE 1 – DESCRIPTION OF ENTITY AND SIGNIFICANT ACCOUNTING POLICIES

Description of entity: Carroll County Water District No. 1 is a rural water company serving approximately 3,000 customers in Carroll, Owen and Gallatin Counties, Kentucky of which 169 are considered commercial and 30 are industrial users, or large users. The District is regulated by the Public Service Commission of the Commonwealth of Kentucky. The water district was formed under the laws of Carroll County through its fiscal court in 1960 and began operations in 1965.

In evaluating how to define Carroll County Water District No. 1 for financial reporting purposes, management has considered all potential component units. The decision to include a potential component unit in the reporting entity was made by applying the criteria set forth in GAAP. The basic -- but not the only -- criterion for including a potential component unit within the reporting entity is the governing body's ability to exercise oversight responsibility. The most significant manifestation of this ability is financial interdependency. Other manifestations of the ability to exercise oversight responsibility include, but are not limited to, the selection of governing authority, the designation of management, the ability to significantly influence operations and accountability for fiscal matters. The other criterion used to evaluate potential component units for inclusion or exclusion from the reporting entity is the existence of special financing relationships, regardless of whether the District is able to exercise oversight responsibilities. Based upon the application of these criteria, the District has no component units.

A summary of the District's significant accounting policies follows:

Basis of presentation and accounting: As stated in Kentucky Revised Statutes (KRS) 278.015, "any water district shall be a public utility and shall be subject to the jurisdiction of the Public Service Commission." In KRS 278.220, it is outlined that the Public Service Commission may establish a system of accounts to be kept by the utilities subject to its jurisdiction, and may prescribe the manner in which such accounts shall be kept. The financial statements of the District are prepared in accordance with generally accepted accounting principles (GAAP). The District applies all relevant Governmental Accounting Standards Board (GASB) pronouncements.

All activities of the District are accounted for within a single proprietary (enterprise) fund. Proprietary funds are used to account for operations that are (a) financed and operated in a manner similar to private business enterprises where the intent of the governing body is that the cost (expenses, including depreciation) of providing goods or services to the general public on a continuing basis be financed or recovered primarily through user charges; or (b) where the governing body has decided that periodic determination of revenues earned, expenses incurred, and/or net income is appropriate for capital maintenance, public policy, management control, accountability, or other purposes.

Proprietary funds utilize the accrual basis of accounting. Under the accrual basis of accounting, revenues are recognized when earned and expenses are recorded when the liability is incurred or economic asset used.

The accounting and financial reporting treatment applied to the District is determined by its measurement focus. The transactions of the District are accounted for on a flow of economic resources measurement focus. The accounting objectives of this measurement focus are the determination of operating income, changes in net position (or cost recovery), financial position, and cash flows. With this measurement focus, all assets and all liabilities associated with the operations are included on the statement of net position. Net position (i.e., total assets plus deferred outflows of resources net of total liabilities and deferred inflows of resources) are segregated into net investment in capital assets, restricted; and unrestricted components.

Revenues and expenses: Operating revenues and expenses consist of those revenues and expenses that result from the ongoing principal operations of the District. Operating revenues consist primarily of charges for services. Non-operating revenues and expenses consist of those revenues and expenses that are related to financing and investing types of activities and result from nonexchange transactions or ancillary activities.

The District adheres to the use restrictions established by bond agreements when expenses are incurred for which both restricted and unrestricted net position is available. The District has no policy defining which resources (restricted or unrestricted) to use first.

CARROLL COUNTY WATER DISTRICT NO. 1
NOTES TO BASIC FINANCIAL STATEMENTS (Continued)
December 31, 2015 and 2014

NOTE 1 – DESCRIPTION OF ENTITY AND SIGNIFICANT ACCOUNTING POLICIES (Continued)

Inventory: Inventories are stated at latest cost.

Property and equipment: Property and equipment purchased or constructed is stated at cost. Interest related to costs, and major improvements, renewals and replacements is capitalized as a cost of the project. Depreciation is computed on the straight-line basis over the estimated useful lives of the related assets. The range of estimated useful lives by type of asset is as follows:

- Structures & Improvements	10-35 years
- Distribution System	10-45 years
- Wells	35 years
- Machinery & Equipment	5-30 years

Debt Issuance Costs: Such costs are expensed as incurred.

Compensated Absences: See Note 9 for the District's policy on vacation and sick pay.

Pension: For purposes of measuring the net pension liability, deferred outflows of resources and deferred inflows of resources related to pensions, and pension expense, information about the fiduciary net position of the Commonwealth of Kentucky's County Employees' Retirement System (CERS), and additions to/deductions from CERS's fiduciary net position have been determined on the same basis as they are reported by CERS.

Deferred Outflows of Resources and Deferred Inflows of Resources: Deferred Outflows of Resources and Deferred Inflows of Resources are not assets or liabilities; revenues or expenses. Rather, they represent resources or the use of resources related to future periods.

Income Taxes: The Carroll County Water District No. 1 is not subject to income taxes.

Contributed capital: Under the Governmental Accounting Standards Board's (GASB) Statement No. 33, *Accounting and Financial Reporting for Nonexchange Transactions*, the District recognizes capital contributions as revenues in the statement of revenues, expenses and changes in fund net position. Tap on fees of \$24,720 and \$9,360 were received by the District for the years ended December 31, 2015, and 2014, respectively. Additional capital contributions of \$124,293 Grant Funds (debt forgiveness) and \$11,651 Build America Bonds interest reimbursements were received by the District during the year ended December 31, 2015. Additional capital contributions of \$11,829 Build America Bond interest reimbursements were received by the District during the year ended December 31, 2014.

Net position: Net position comprises the various net earnings from operating and non-operating revenues, expenses, and contributions of capital. Net position is classified in the following three components: net investment in capital assets, restricted, and unrestricted net position. Net investment in capital assets consists of all capital assets, net of accumulated depreciation and reduced by outstanding debt that is attributable to the acquisition, construction and improvement of those assets; debt related to unspent proceeds or other restricted cash and investments is excluded from the determination. Restricted net position consists of net position for which constraints are placed thereon by external parties, such as lenders, grantors, contributors, laws, regulations and enabling legislation, including self-imposed legal mandates. Unrestricted net position consists of all other net position not included in the above categories.

Estimates: The preparation of financial statements requires management to make estimates and assumptions that affect the reported amounts of assets and liabilities, and disclosure of contingent assets and liabilities at the date of the financial statements, and the reported amounts of revenues and expenses during the reporting period. Actual results could differ from those estimates.

Statement of Cash Flows: For the purpose of the Statement of Cash Flows, Carroll County Water District No. 1 considers all highly liquid investments (including restricted assets) with a maturity of three months or less when purchased to be cash equivalents.

CARROLL COUNTY WATER DISTRICT NO. 1
NOTES TO BASIC FINANCIAL STATEMENTS (Continued)
December 31, 2015 and 2014

NOTE 2 – DEBT RESTRICTIONS AND COVENANTS

The Bond and Interest Sinking Account was to be established with the District's original bond issue. Under the bond resolution which established this account, it was provided that a minimum balance be maintained in this account as security to the bondholders. In order to attain the minimum balance, the monthly transfer to be made into the account for the outstanding bond issues is as follows:

$$\begin{array}{rcl} & \text{one sixth (1/6) of the next semiannual interest payment} & \\ + & \text{one twelfth (1/12) of next annual principal payment} & \\ = & \text{monthly transfer} & \end{array}$$

Transfers sufficient to meet the total obligation outstanding on all issues were made timely during the years ended December 31, 2015 and 2014.

Under the bond resolution of the original 1965 bonds (now redeemed), a Depreciation Account was to be established to provide funds for extraordinary repairs and extensions to the system, and to make up any deficiency in the Bond and Interest Sinking Fund Account. Under the provisions of the 1994 Bond Resolution, an adjustment was required to be made in the Depreciation Fund requirements upon the issuance of any bonds on a parity with the Series 1994 bonds. Therefore, with the issuance of subsequent bonds, additional transfer requirements were established as follows:

<u>Series</u>	<u>Transfer Due</u>	<u>Accumulation Required</u>
1999 A & B	\$2,090/month	\$250,800
2005 A & B	525/month	63,000
2010	510/month	61,200
Total		<u>\$375,000</u>

The 1994, 1997 A & B, and 1999 Series A & B issues were refunded with the issuance of the 2012B Bond Issue. The issue of 2012 ratified and confirmed the transfers required above to continue in force.

When the required balance of \$375,000 is attained, the monthly transfers may be discontinued, but are subject to resumption if the depreciation account is depleted below the required balance. The Depreciation Account is to be maintained as long as any of the bonds are outstanding.

Under the District's debt agreement with the Kentucky Infrastructure Authority (KIA) a R&M Reserve is to be funded. \$7,500 is to be transferred annually into the reserve until a balance of \$75,000 is obtained.

A separate reserve has not been established for the Kentucky Infrastructure Authority reserve. However, the District has funded reserve accounts sufficient to fund the maximum accumulation mandated in the 1999 bond agreement plus the KIA's required balance at December 31, 2015. The District transferred the monthly amounts required under the Series 2005 A and B bond agreement, and the additional \$510 payment required by the 2010 Series bond agreement during 2015.

After the required monthly transfers to the respective bond and interest account, and depreciation account, a transfer of one-twelfth (1/12) of the annual budgeted expenditures for the District is to be transferred to an operation and maintenance account for making expenditures for the District. Sixty days following year end, all remaining funds in the revenue account in excess of two (2) months operating budget requirements are to be transferred to the depreciation account.

At December 31, 2015, \$238,864 was calculated as the required transfer to be made and has been considered restricted. The District has not set up a separate revenue account. At December 31, 2014, \$23,833 was calculated as the required transfer to be made and has been considered restricted.

NOTE 3 – CASH AND INVESTMENTS

KRS 66.480 authorizes the District to invest in obligations of the United States and its agencies and instrumentalities, including repurchase agreements, through sources including national and state banks chartered in Kentucky, obligations and contracts for future delivery backed by the full faith of the United States or its Agency, certificates of deposit and interest bearing accounts in institutions insured by the Federal

CARROLL COUNTY WATER DISTRICT NO. 1
NOTES TO BASIC FINANCIAL STATEMENTS (Continued)
December 31, 2015 and 2014

NOTE 3 – CASH AND INVESTMENTS (Continued)

Depository Insurance Corporation and other investments described therein provided that approved securities are pledged to secure those funds on deposit in an amount equal to the amount of those funds. The District may also invest in mutual funds meeting the requirements of the statute.

Custodial Credit Risk for deposits is the risk that in the event of a bank failure, the District's deposits may not be returned to it. As of December 31, 2015 and 2014, in accordance with the District's policy, \$604,496 and \$603,576 respectively, of the District's deposits were covered by federal depository insurance and \$2,260,445 and \$1,946,566 respectively, were collateralized by securities held by the pledging financial institution's agent in the District's name. Thus the District had no deposits that were exposed to custodial credit risk.

At December 31, 2015 and 2014, the District's deposits were as follows:

December 31, 2015

<u>Type of Deposits</u>	<u>Total Bank Balance</u>	<u>Total Carrying Value</u>
Demand Deposits	\$ 1,899,514	\$ 1,875,783
Time/Savings Deposits	965,427	965,427
Total Deposits	\$ 2,864,941	\$ 2,841,210

December 31, 2014

<u>Type of Deposits</u>	<u>Total Bank Balance</u>	<u>Total Carrying Value</u>
Demand Deposits	\$ 1,596,538	\$ 1,549,026
Time/Savings Deposits	953,604	953,604
Total Deposits	\$ 2,550,142	\$ 2,502,630

Reconciliation to Statement of Net Position:

	<u>December 31, 2015</u>	<u>December 31, 2014</u>
Unrestricted Cash	\$ 1,533,036	\$ 1,455,396
Restricted Cash, Including Time Deposits	1,308,274	1,047,334
Less: Cash on Hand	(100)	(100)
	\$ 2,841,210	\$ 2,502,630

NOTE 4 – RESTRICTED ASSETS

Restricted assets consists of the following:

	<u>December 31, 2015</u>	<u>December 31, 2014</u>
Restricted Cash and Time Deposits		
Bond and Interest Sinking Account	\$ 341,688	\$ 343,374
Depreciation Reserve Account	937,038	678,542
Customer Deposits	22,547	18,417
Construction	7,001	7,001
Total	\$ 1,308,274	\$ 1,047,334
Interest Receivable - Depreciation Reserve Accounts	\$ 110	\$ 93

CARROLL COUNTY WATER DISTRICT NO. 1
NOTES TO BASIC FINANCIAL STATEMENTS (Continued)
December 31, 2015 and 2014

NOTE 5 – CUSTOMER ACCOUNTS RECEIVABLE

Customer Accounts Receivable has been netted with an Allowance for Bad Debts of \$2,444 and \$2,489 at December 31, 2015 and 2014, respectively. The amount provided for bad debts represents the portion of the total amounts for which collection is unlikely, based on historical collection data.

NOTE 6 – CUSTOMER DEPOSITS/ESCROW

Customer deposits are collected upon installation of water service. This amount is to be refunded to the customer upon discontinuation of service (after the customer's bill has been paid in full) or one year pending a satisfactory payment record. Deposits received from customers are held in an interest bearing account (which is included in the financial statements as restricted cash). Records are maintained which detail the accrued interest on each customer's deposit based on the current market rate. Accrued interest is paid annually and when the deposit is refunded.

NOTE 7 – CAPITAL ASSETS

Capital asset activity for the years ended December 31, 2015 and 2014, was as follows:

	Balance at January 1, 2015	Additions	Disposals	Balance at December 31, 2015
Land & Land Rights	\$ 277,816	\$ -	\$ -	\$ 277,816
Structures & Improvements	318,245	7,682	-	325,927
Distribution System	14,152,560	404,203	-	14,556,763
Wells	525,978	-	-	525,978
Machinery & Equipment	681,340	18,371	(12,313)	687,398
Construction in Process	13,252	449,446	(364,973)	97,725
Totals at Historical Cost	<u>\$ 15,969,191</u>	<u>\$ 879,702</u>	<u>\$ (377,286)</u>	<u>\$ 16,471,607</u>
Less: Accumulated Depreciation				
Structures & Improvements	\$ 131,776	\$ 8,743	\$ -	\$ 140,519
Distribution System	5,187,053	391,436	-	5,578,489
Wells	259,758	15,030	-	274,788
Machinery & Equipment	456,002	32,473	(12,313)	476,162
Total Accumulated Depreciation	<u>\$ 6,034,589</u>	<u>\$ 447,682</u>	<u>\$ (12,313)</u>	<u>\$ 6,469,958</u>
Capital Assets, Net	<u>\$ 9,934,602</u>	<u>\$ 432,020</u>	<u>\$ (364,973)</u>	<u>\$ 10,001,649</u>
	Balance at January 1, 2014	Additions	Disposals	Balance at December 31, 2014
Land & Land Rights	\$ 277,816	\$ -	\$ -	\$ 277,816
Structures & Improvements	318,245	-	-	318,245
Distribution System	14,126,487	59,072	(32,999)	14,152,560
Wells	525,978	-	-	525,978
Machinery & Equipment	647,969	34,062	(691)	681,340
Construction in Process	11,124	4,234	(2,106)	13,252
Totals at Historical Cost	<u>\$ 15,907,619</u>	<u>\$ 97,368</u>	<u>\$ (35,796)</u>	<u>\$ 15,969,191</u>
Less: Accumulated Depreciation				
Structures & Improvements	\$ 123,075	\$ 8,701	\$ -	\$ 131,776
Distribution System	4,813,531	406,521	(32,999)	5,187,053
Wells	244,730	15,028	-	259,758
Machinery & Equipment	429,237	27,456	(691)	456,002
Total Accumulated Depreciation	<u>\$ 5,610,573</u>	<u>\$ 457,706</u>	<u>\$ (33,690)</u>	<u>\$ 6,034,589</u>
Capital Assets, Net	<u>\$ 10,297,046</u>	<u>\$ (360,338)</u>	<u>\$ (2,106)</u>	<u>\$ 9,934,602</u>

CARROLL COUNTY WATER DISTRICT NO. 1
NOTES TO BASIC FINANCIAL STATEMENTS (Continued)
December 31, 2015 and 2014

NOTE 7 – CAPITAL ASSETS (Continued)

Included under the District's Plant Assets at December 31, 2015 and 2014, respectively, were \$887,604 and \$878,584 of fully depreciated assets. Land and land rights and construction in process are capital assets not being depreciated.

Depreciation expense aggregated \$447,682 and \$457,706 in 2015 and 2014, respectively.

NOTE 8 – LONG-TERM DEBT

Notes Payable:

The Carroll County Water District No. 1 has entered into interlocal agreements under which it is the subrecipient of loan proceeds from the Kentucky Infrastructure Authority funding the Focus on Core Mission and Infrastructure Project and the Carroll County Interconnect Project. The City of Carrollton f/b/o Carrollton Utilities is the recipient of the loan proceeds. It is also the entity overseeing the engineering and construction contracts, and other general costs associated with the projects. Carroll County Water District No. 1, under interlocal agreements with the City of Carrollton/Carrollton Utilities, has agreed to pay Carrollton Utilities for the portion of the debt associated with improvements made to its distribution system. At December 31, 2015, Carroll County Water District No. 1's portion of the Carroll County Interconnect Project was complete. The district's portion of the Focus on Core Mission and Infrastructure Project was approximately eighty percent (80%) complete at year end.

As of December 31, 2015 and 2014, the long-term debt payable consisted of the following:

Notes Payable:

	<u>December 31, 2015</u>	<u>December 31, 2014</u>
Kentucky Infrastructure Authority represents a 20 year loan, original principal of \$1,908,662, secured by water revenues. Interest is charged at 3% per annum. Payments are made semi-annually. Final maturity is December 1, 2024.	\$ 999,926	\$ 1,095,377
Carrollton Utilities (Carroll County Interconnect Project) represents a 30 year loan as stipulated in an interlocal agreement. Interest is charged at .75% per annum. In addition, a loan servicing fee of .25% of the annual outstanding loan balance will be payable as a part of each interest payment. The original principal balance was \$301,721 before the note was reduced by 25% principal forgiveness of \$75,430. Semi-annual payments with final maturity December 1, 2045.	226,291	-
Carrollton Utilities (Focus on Core Mission and Infrastructure Project) represents a 30 year loan as stipulated in an interlocal agreement. Interest is charged at .75% per annum. In addition, a loan servicing fee of .20% of the annual outstanding loan balance will be payable as part of each interest payment. The original principal balance was \$97,724 before the note was reduced by 50% principal forgiveness of \$48,862. Semi-annual payments with final maturity December 1, 2045.*	48,862	-

*Additional debt will be incurred to complete the project.

Total Notes Payable	\$ 1,275,079	\$ 1,095,377
Current Portion	\$ 106,547	\$ 95,451
Noncurrent Portion	1,168,532	999,926
Total Notes Payable	\$ 1,275,079	\$ 1,095,377

CARROLL COUNTY WATER DISTRICT NO. 1
NOTES TO BASIC FINANCIAL STATEMENTS (Continued)
December 31, 2015 and 2014

NOTE 8 – LONG-TERM DEBT (Continued)

Bonds Payable:

	<u>December 31, 2015</u>	<u>December 31, 2014</u>
RECD Revenue Bonds of 2005 Series A, original issue amount of \$592,000, secured by water revenues. Interest is charged at the rate of 4.375% per annum. Final maturity is September 1, 2044.	\$ 523,000	\$ 532,000
RECD Revenue Bonds of 2005 Series B, original issue amount of \$319,000, secured by water revenues. Interest is charged at the rate of 4.125% per annum. Final maturity is September 1, 2044.	280,500	285,500
RECD Revenue Bonds of 2010, (Build America Bonds – Direct Payment), original issue amount of \$1,246,000, secured by water revenues. Interest is charged at the rate of 3% per annum. Final maturity is September 1, 2049.	1,179,000	1,197,000
Kentucky Rural Water Finance Corporation Public Projects Refunding Revenue Bonds (Flexible Term Program) Series 2012 (B), original issue (District Share) \$3,785,000, secured by water revenues. Interest is charged at the rates of 2.2% - 4.2% per annum. Final maturity is January 1, 2039.	3,465,000	3,575,000
Total Bonds Payable	<u>\$ 5,447,500</u>	<u>\$ 5,589,500</u>

Bonds Payable:

Current Portion	\$ 142,000	\$ 142,000
Noncurrent Portion	5,305,500	5,447,500
Total Bonds Payable	<u>\$ 5,447,500</u>	<u>\$ 5,589,500</u>

Accrued Compensated Absences:

Current Portion	\$ 32,608	\$ 29,053
Noncurrent Portion	-	-
Total Accrued Compensated Absences	<u>\$ 32,608</u>	<u>\$ 29,053</u>

Bonds Payable – U.S. Department of Agriculture – Rural Development, Series 2010

On November 11, 2010, the Carroll County Water District No. 1 issued \$1,246,000 Taxable Waterworks Revenue Bonds, Series 2010 with an interest rate of 3%. The proceeds were used to finance the 2007 water system improvement project. The first interest payment was due March 1, 2011. The first principal payment was due September 1, 2012. The final payment will be due September 1, 2049. These bonds are taxable Build America Bonds. As such, the District will receive annual federal credit payments toward the debt service of approximately 35% of each interest payment due. The credit will amount to \$319,024 over the life of the issue.

Bonds Payable-Kentucky Rural Water Finance Corporation Flexible Term Finance Program Series 2005 C

On October 19, 2005 Carroll County Water District No. 1 entered into an \$829,000 bond agreement with Kentucky Rural Water Finance Corporation. The proceeds of the bonds were used to redeem the District's then outstanding lease with U.S. Bank (principal, interest, and 3% redemption premium as required) on November 1, 2005.

The total cash flow required to service the (old) 1992 lease was \$1,100,322. This exceeded the cash flow required to service the new issue of \$997,058 by \$103,265. The economic gain to the District was \$75,249 as calculated on a present value basis. The series was fully retired January 1, 2015.

CARROLL COUNTY WATER DISTRICT NO. 1
NOTES TO BASIC FINANCIAL STATEMENTS (Continued)
December 31, 2015 and 2014

NOTE 8 – LONG-TERM DEBT (Continued)

Changes in Long-term Debt

The following is a summary of changes in long-term debt for the years ended December 31, 2015 and 2014.

December 31, 2015

	Balance at January 1, 2015	Additions	Retirements	Balance at December 31, 2015	Current Portion
Notes Payable	\$ 1,095,377	\$ 275,153	\$ (95,451)	\$ 1,275,079	\$ 106,547
Bonds Payable	5,589,500	-	(142,000)	5,447,500	142,000
Accrued Compensated Absences	29,053	3,555	-	32,608	32,608
Total Enterprise Fund Debt	<u>\$ 6,713,930</u>	<u>\$ 278,708</u>	<u>\$ (237,451)</u>	<u>\$ 6,755,187</u>	<u>\$ 281,155</u>

December 31, 2014

	Balance at January 1, 2014	Additions	Retirements	Balance at December 31, 2014	Current Portion
Notes Payable	\$ 1,188,028	\$ -	\$ (92,651)	\$ 1,095,377	\$ 95,451
Bonds Payable	5,735,500	-	(146,000)	5,589,500	142,000
Accrued Compensated Absences	26,030	3,023	-	29,053	29,053
Total Enterprise Fund Debt	<u>\$ 6,949,558</u>	<u>\$ 3,023</u>	<u>\$ (238,651)</u>	<u>\$ 6,713,930</u>	<u>\$ 266,504</u>

The annual requirements for all long-term debt outstanding at December 31, 2015, are as follows:

Due	Note Payable	Note Payable Interest	Service Fee	Bonds	Bonds Interest	Trustee Fee	Federal Credit Interest Payment	Total Principal, Interest, Trustee Fee & Servicing Fee
2016	\$ 106,547	\$ 31,314	\$ 3,122	\$ 142,000	\$ 179,374	\$ 450	\$ 12,380	\$ 475,187
2017	109,581	28,280	2,853	144,500	175,940	450	12,191	473,795
2018	112,706	25,156	2,577	150,500	171,854	450	11,991	475,234
2019	115,923	21,939	2,294	157,000	166,976	450	11,781	476,363
2020	119,236	18,626	2,002	163,000	161,937	450	11,571	476,822
2021-2025	520,876	40,829	5,410	895,500	727,745	2,250	54,369	2,246,979
2026-2030	44,917	6,380	2,127	1,060,500	568,222	2,250	47,775	1,732,171
2031-2035	46,630	4,667	1,556	1,226,000	358,365	2,250	39,890	1,679,358
2036-2040	48,408	2,888	963	876,500	141,164	1,800	30,471	1,102,194
2041-2045	50,255	1,042	347	412,000	47,107	-	19,226	529,977
2046-2050	-	-	-	220,000	11,092	-	5,528	236,620
	<u>\$ 1,275,079</u>	<u>\$ 181,121</u>	<u>\$ 23,251</u>	<u>\$ 5,447,500</u>	<u>\$ 2,709,776</u>	<u>\$ 10,800</u>	<u>\$ 257,173</u>	<u>\$ 9,904,700</u>

The annual requirements for all long-term debt outstanding at December 31, 2014, are as follows:

Due	Note Payable	Note Payable Interest	Service Fee	Bonds	Bonds Interest	Trustee Fee	Federal Credit Interest Payment	Total Principal, Interest, Trustee Fee & Servicing Fee
2015	\$ 95,451	\$ 32,151	\$ 2,679	\$ 142,000	\$ 182,746	\$ 450	\$ 12,569	\$ 468,046
2016	98,336	29,266	2,439	142,000	179,374	450	12,380	464,245
2017	101,309	26,293	2,191	144,500	175,940	450	12,191	462,874
2018	104,370	23,231	1,936	150,500	171,854	450	11,991	464,332
2019	107,525	20,077	1,673	157,000	166,976	450	11,780	465,481
2020-2024	588,386	49,625	4,135	867,000	755,610	2,250	55,556	2,322,562
2025-2029	-	-	-	1,026,000	603,645	2,250	49,193	1,681,088
2030-2034	-	-	-	1,209,000	403,746	2,250	41,580	1,656,576
2035-2039	-	-	-	1,037,000	177,201	2,250	32,487	1,248,938
2040-2044	-	-	-	443,500	59,052	-	21,640	524,192
2045-2049	-	-	-	271,000	16,378	-	8,373	295,751
	<u>\$ 1,095,377</u>	<u>\$ 180,643</u>	<u>\$ 15,053</u>	<u>\$ 5,589,500</u>	<u>\$ 2,892,522</u>	<u>\$ 11,250</u>	<u>\$ 269,740</u>	<u>\$ 10,054,085</u>

CARROLL COUNTY WATER DISTRICT NO. 1
NOTES TO BASIC FINANCIAL STATEMENTS (Continued)
December 31, 2015 and 2014

NOTE 9 – COMPENSATED ABSENCES

Employees receive one half sick day per month for sick time. A maximum of six months sick leave can be accumulated. Unused sick time accumulated is added to service time at retirement from the District. Vacation days accumulate as follows:

At the end of 1st year	-	1 week
At the end of 3rd year	-	2 weeks
At the end of 10th year	-	3 weeks
At the end of 15th year	-	4 weeks

Unused vacation may be carried into the next calendar year.

The District accrues a liability for compensated absences which meet the following criteria:

1. The District's obligation relating to employees' rights to receive compensation for future absences is attributable to employees' services already rendered.
2. The obligation relates to rights that vest or accumulate.
3. Payment of the compensation is probable.
4. The amount can be reasonably estimated.

In accordance with the above criteria, (included in current accrued compensated absences) the District accrues a liability for sick pay which has been earned but not taken by District employees of retirement age. However, no employees were eligible for retirement at December 31, 2015 and 2014, respectively. Sick leave accumulated but not accrued at December 31, 2015 and 2014 was \$35,472 and \$28,616, respectively. At December 31, 2015 and 2014, a liability for accrued vacation due was recorded in the amount of \$32,608 and \$29,053, respectively.

NOTE 10 – FUND EQUITY – RESTRICTED NET POSITION

	December 31, 2015	December 31, 2014
Restricted Capital Projects:		
Monies Reserved for Future Construction	\$ 7,001	\$ 7,001
Total Restricted for Capital Projects	<u>\$ 7,001</u>	<u>\$ 7,001</u>
Restricted for Debt Service:		
RECD Revenue Bonds of 2005 Series A, B & C, 2010 Series, Kentucky Rural Water Refunding Revenue Bonds, Series 2012 B and Kentucky Infrastructure Authority Note Payable		
Cash	\$ 1,278,726	\$ 1,021,916
Add: Accrued Interest Receivable	110	93
Less: Accrued Interest Payable	(73,415)	(74,999)
Total Restricted for Debt Service	<u>\$ 1,205,421</u>	<u>\$ 947,010</u>

NOTE 11 – INTEREST EXPENSE

Interest expense incurred for the years ended December 31, 2015 and 2014 was \$242,738 and \$237,679, respectively. No interest was capitalized in 2015 or 2014.

NOTE 12 – COUNTY EMPLOYEES' RETIREMENT SYSTEM – NON-HAZARDOUS EMPLOYEES PENSION PLAN

Entry into the Commonwealth of Kentucky's County Employees' Retirement System (CERS) was authorized by the Commissioners. Electing employees and all new employees of the District may participate in the System.

Under the provision of Kentucky Revised Statute ("KRS") Section 61.645, the Board of Trustees of the Kentucky Retirement System administers CERS and has the authority to establish and amend benefit provisions. The Kentucky Retirement System issues a publicly available financial report that includes financial statements and required supplementary information for CERS. The most recent financial report, dated June 30, 2015, may be obtained from <https://kyret.ky.gov/Financial%20Statements/2015/Financial.pdf>. Additionally, the Kentucky Retirement System issues a publically available financial report that includes the Schedules of Employer Allocations and Pension amounts by Employer. The most recent report, dated June 30, 2015 may be obtained from <https://kyret.ky.gov/employers/GASB/pages/GASB-library.aspx>.

CARROLL COUNTY WATER DISTRICT NO. 1
NOTES TO BASIC FINANCIAL STATEMENTS (Continued)
December 31, 2015 and 2014

NOTE 12 – COUNTY EMPLOYEES' RETIREMENT SYSTEM – NON-HAZARDOUS EMPLOYEES PENSION PLAN
(Continued)

Plan Description – CERS is a cost-sharing multiple-employer defined benefit pension plan that covers all regular full-time members employed in non-hazardous duty positions of each participating county, city, and school board, and any additional eligible local agencies electing to participate in CERS. The plan provides for retirement, disability, and death benefits to plan members. Retirement benefits may be extended to beneficiaries of plan members under certain circumstances. Prior to July 1, 2009, COLAs were provided annually equal to the percentage increase in the annual average of the consumer price index for all urban consumers for the most recent calendar year, not to exceed 5% in any plan year. Effective July 1, 2009, and on July 1 of each year thereafter, the COLA is limited to 1.5% provided the recipient has been receiving a benefit for at least 12 months prior to the effective date of the COLA. If the recipient has been receiving a benefit for less than 12 months prior to the effective date of the COLA, the increase shall be reduced on a pro-rata basis for each month the recipient has not been receiving benefits in the 12 months preceding the effective date of the COLA. The Kentucky General Assembly reserves the right to suspend or reduce the COLA if, in its judgment, the welfare of the Commonwealth so demands. No COLA has been granted since July 1, 2011.

Basis of Accounting – CERS's financial statements are prepared using the accrual basis of accounting. Plan member contributions are recognized in the period in which contributions are due. Employer contributions to the plan are recognized when due and the employer has made a formal commitment to provide the contributions. Benefits and refunds are recognized when due and payable in accordance with terms of the plan. Premium payments are recognized when due and payable in accordance with the terms of the plan. Administrative and investment expenses are recognized when incurred.

Method Used to Value Investments – Investments of the plan are reported at fair value. Fair value is the price that would be received to sell an asset or paid to transfer a liability in an orderly transaction between market participants at the measurement date. Short-term investments are reported at cost, which approximates fair value.

Benefits provided – CERS provides retirement, health insurance, death and disability benefits to Plan employees and beneficiaries. Employees are vested in the plan after five years' service. For retirement purposes, employees are grouped into three tiers, based on hire date:

Tier 1	Participation date	Before September 1, 2008
	Unreduced retirement	27 years service or 65 years old
	Reduced retirement	At least 5 years service and 55 years old
Tier 2	Participation date	September 1, 2008 – December 31, 2013
	Unreduced retirement	At least 5 years service and 65 years old Or age 57+ and sum of service years plus age equal 87
	Reduced retirement	At least 10 years service and 60 years old
Tier 3	Participation date	After December 31, 2013
	Unreduced retirement	At least 5 years service and 65 years old Or age 57+ and sum of service years plus age equal 87
	Reduced retirement	Not available

Retirement is based on a factor of the number of years' service and hire date multiplied by the average of the highest five years' earnings. Reduced benefits are based on factors of both of these components. Participating employees become eligible to receive the health insurance benefit after at least 180 months of service. Death benefits are provided for both death after retirement and death prior to retirement. Death benefits after retirement are \$5,000 in lump sum. Five years' service is required for death benefits prior to retirement and the employee must have suffered a duty-related death. The decedent's beneficiary will receive the higher of the normal death benefit and \$10,000 plus 25% of the decedent's monthly final rate of pay and any dependent child will receive 10% of the decedent's monthly final rate of pay up to 40% for all dependent children. Five years' service is required for nonservice-related disability benefits.

CARROLL COUNTY WATER DISTRICT NO. 1
NOTES TO BASIC FINANCIAL STATEMENTS (Continued)
December 31, 2015 and 2014

NOTE 14 – COUNTY EMPLOYEES' RETIREMENT SYSTEM – NON-HAZARDOUS EMPLOYEES PENSION PLAN
(Continued)

Contributions - For the fiscal years ended June 30, 2015 and 2014, plan members who began participating prior to September 1, 2008, were required to contribute 5% of their annual creditable compensation. These members were classified in the Tier 1 structure of benefits. Participating employers were required to contribute at an actuarially determined rate. Per Kentucky Revised Statute Section 78.545(33), normal contribution and past service contribution rates shall be determined by the Board on the basis of an annual valuation last preceding the July 1 of a new biennium. The Board may amend contribution rates as of the first day of July of the second year of a biennium, if it is determined on the basis of a subsequent actuarial valuation that amended contribution rates are necessary to satisfy requirements determined in accordance with actuarial bases adopted by the Board. For the fiscal years ended June 30, 2015 and 2014, participating employers contributed 17.67% and 18.89%, respectively, of each employer's creditable compensation. The actuarially determined rates set by the Board for the fiscal years ended June 30, 2015 and 2014, were 17.67% and 18.89%, respectively. Administrative costs of KRS are financed through employer contributions and investment earnings.

Plan members who began participating on, or after, September 1, 2008, were required to contribute a total of 6% of their annual creditable compensation. These members were classified in the Tier 2 structure of benefits. Five percent of the contribution was deposited to the member's account while the 1% was deposited to an account created for the payment of health insurance benefits under 26 USC Section 401(h) in the Pension Fund (see Kentucky Administrative Regulation 105 KAR 1:420E). Interest is paid each June 30 on members' accounts at a rate of 2.5%. If a member terminates employment and applies to take a refund, the member is entitled to a full refund of contributions and interest; however, the 1% contribution to the 401(h) account is non-refundable and is forfeited.

Plan members who began participating on, or after, January 1, 2014, were required to contribute to the Cash Balance Plan. These members were classified in the Tier 3 structure of benefits. The Cash Balance Plan is known as a hybrid plan because it has characteristics of both a defined benefit plan and a defined contribution plan. Members in the plan contribute a set percentage of their salary each month to their own account. Non-hazardous members contribute 5% of their annual creditable compensation and 1% to the health insurance fund which is not credited to the member's account and is not refundable. The employer contribution rate is set annually by the Board based on an actuarial valuation. The employer contributes a set percentage of the member's salary. Each month, when employer contributions are received, an employer pay credit is deposited to the member's account. For non-hazardous members, their account is credited with a 4% employer pay credit. The employer pay credit represents a portion of the employer contribution.

Actuarial Methods and Assumptions

The actuarially determined contribution rates are determined on a biennial basis beginning with the fiscal years ended 2016 and 2017, determined as of June 30, 2015. The amortization period of the unfunded liability has been reset as of July 1, 2013 to a closed 30 year period. The following actuarial methods and assumptions were used to determine contribution rates reported for all KRS Systems:

Actuarial Cost Method	Entry Age
Amortization Method	Level of Percentage of Payroll, closed
Remaining Amortization Period	28 years
Asset Valuation Method	5 year Smoothed Market
Inflation	3.25%
Salary Increase	4%, average, including inflation
Investment Rate of Return	7.5%, Net of Pension Plan Investment Expense, including inflation

CARROLL COUNTY WATER DISTRICT NO. 1
NOTES TO BASIC FINANCIAL STATEMENTS (Continued)
December 31, 2015 and 2014

NOTE 12 – COUNTY EMPLOYEES' RETIREMENT SYSTEM – NON-HAZARDOUS EMPLOYEES PENSION PLAN
(Continued)

Actuarial Methods and Assumptions (Continued)

There were no changes of benefit terms. However, the following changes in assumptions were adopted by the Board of Trustees and reflected in the valuation performed as of June 30, 2015:

- The assumed investment rate of return was decreased from 7.75% to 7.5%.
- The assumed rate of inflation was reduced from 3.5% to 3.25%.
- The assumed rate of wage inflation was reduced from 1% to .75%.
- Payroll growth assumption was reduced from 4.5% to 4%.
- The mortality table used for active members is RP-2000 Combined Mortality Table projected with Scale BB to 2013 (multiplied by 50% for males and 30% for females).
- For healthy retired members and beneficiaries, the mortality table used is the RP-2000 Combined Mortality Table projected with Scale BB to 2013 (set back one year for females). For disabled members, the RP-2000 Combined Disabled Mortality Table projected with Scale BB to 2013 (set back four years for males) is used for the period after disability retirement. There is some margin in the current mortality tables for possible future improvement in mortality rates and that margin will be reviewed again when the next experience investigation is conducted.
- The assumed rates of retirement, withdrawal, and disability were updated to more accurately reflect experience.

The following table presents the net pension liability of CERS [as reported in its publicly available financial statements for the year ended June 30, 2015], calculated using the discount rate of 7.5%, as well as what CERS' net pension liability would be if it were calculated using a discount rate that is one percentage point lower (6.5%) or one percentage point higher (8.5%):

	1% Decrease [6.5%]	Current Discount [7.5%]	1% Increase [8.5%]
Net Pension Liability	\$ 5,488,878,000	\$ 4,299,525,565	\$ 3,280,950,000
District's Proportionate Share	899,299	704,435	537,551

Pension Liabilities, Pension Expense, and Deferred Outflows of Resources and Deferred Inflows of Resources Related to the County Employee Retirement System Pension

At December 31, 2015, and 2014 the District reported a liability of \$704,435 and \$535,000, respectively for its proportionate share of the net pension liability. The net pension liability for CERS was measured as of June 30, 2015, and 2014 and was based on the actual liability of the employees and former employees relative to the total liability of the system as determined by an actuarial valuation as of those dates. The District's proportion of the net pension liability was based on a projection of the District's long-term share of contributions to the pension plan relative to the projected contributions of all participating employers, actuarially determined. At June 30, 2015, and 2014 the District's proportion was 0.016384 and 0.016490 percent, respectively. Data is not available for the change in its proportion from previous periods.

The District's total payroll for the fiscal year ended December 31, 2015 was \$433,068. Contributions to CERS were based on \$394,012 (eligible gross wages). The total employer contributions for the year ended December 31, 2015 were \$68,368.

The District's total payroll for the fiscal year ended December 31, 2014, was \$421,577. Contributions to CERS were based on \$382,520 (eligible gross wages). The total employer pension contributions for the year ended December 31, 2014, were \$69,894.

All contributions were made as required during these years.

The District's contribution for the County Employees' Retirement System's year(s) ended December 31, 2015, and 2014 was 0.016384 and 0.016477 percent, respectively, of the System's total contribution requirements for all employers.

CARROLL COUNTY WATER DISTRICT NO. 1
NOTES TO BASIC FINANCIAL STATEMENTS (Continued)
December 31, 2015 and 2014

NOTE 12 – COUNTY EMPLOYEES' RETIREMENT SYSTEM – NON-HAZARDOUS EMPLOYEES PENSION PLAN
(Continued)

*Pension Liabilities, Pension Expense, and Deferred Outflows of Resources and Deferred Inflows of Resources
Related to the County Employee Retirement System Pension (Continued)*

For the year ended December 31, 2015, and December 31, 2014, the District recognized pension expense of \$148,169 and \$112,894, respectively. At December 31, 2015 and 2014 the District reported deferred outflows of resources and deferred inflows of resources related to CERS pensions from the following sources:

	December 31, 2015		December 31, 2014	
	Deferred Outflows of Resources	Deferred Inflows of Resources	Deferred Outflows of Resources	Deferred Inflows of Resources
Difference Between Expected and Actual Experience	\$ 5,854	\$ -	\$ -	\$ -
Change in Assumptions	71,035	-	-	-
Changes in Proportion and Differences Between Employer Contributions and Proportionate Share of Contributions	-	2,410	-	-
Net Difference Between Projected and Actual Investment Earnings on Pension Plan Investments	6,315	48,000	-	60,000
District Contributions Made Subsequent to the NPL Measurement Date	35,061	-	34,239	-
Total	<u>\$ 118,265</u>	<u>\$ 50,410</u>	<u>\$ 34,239</u>	<u>\$ 60,000</u>

\$35,061 and \$34,239 reported as deferred outflows of resources related to pensions arising from District contributions made subsequent to the measurement date will be recognized as a reduction in the net pension liability in the years ended December 31, 2016 and 2015. Amounts reported as deferred inflows and outflows of resources due to the net difference between projected and actual investment earnings on pension plan investments will be amortized over five years and recognized in pension expense as follows:

		Deferred Outflows of Resources	Deferred Inflows of Resources
Year Ended December 31, 2015:			
	2016	\$ 1,263	\$ 12,000
	2017	1,263	12,000
	2018	1,263	12,000
	2019	1,263	12,000
	2020	1,263	-
		<u>\$ 6,315</u>	<u>\$ 48,000</u>
		Deferred Outflows of Resources	Deferred Inflows of Resources
Year Ended December 31, 2014:			
	2015	\$ -	\$ 12,000
	2016	-	12,000
	2017	-	12,000
	2018	-	12,000
	2019	-	12,000
		<u>\$ -</u>	<u>\$ 60,000</u>

CARROLL COUNTY WATER DISTRICT NO. 1
NOTES TO BASIC FINANCIAL STATEMENTS (Continued)
December 31, 2015 and 2014

NOTE 12 – COUNTY EMPLOYEES' RETIREMENT SYSTEM – NON-HAZARDOUS EMPLOYEES PENSION PLAN
(Continued)

*Pension Liabilities, Pension Expense, and Deferred Outflows of Resources and Deferred Inflows of Resources
Related to the County Employee Retirement System Pension (Continued)*

Amounts reported as deferred outflows of resources due to the difference between expected and actual experience, change of assumptions, and changes in proportion and differences between employer contributions and proportionate share of contributions will be amortized over the expected remaining service lives of all employees that are provided with pensions through the pension plan (twelve years) and recognized in pension expense as follows:

		<u>Deferred Outflows of Resources</u>	<u>Deferred Inflows of Resources</u>
Year Ended December 31, 2015:			
	2016	\$ 6,407	\$ 201
	2017	6,407	201
	2018	6,407	201
	2019	6,407	201
	2020	6,407	201
	2021-2025	32,035	1,005
	2026-2028	12,819	400
		<u>\$ 76,889</u>	<u>\$ 2,410</u>
 Year Ended December 31, 2014:			
	None	<u>\$ -</u>	<u>\$ -</u>

NOTE 13 – ECONOMIC DEPENDENCY

Carroll County Water District No. 1 provides water services to residential, commercial and industrial customers. It should be noted that 20.4% and 23.5% of total water revenue was received from two industries, North American Stainless and Gallatin Steel, for the years ended December 31, 2015 and 2014.

NOTE 14 – INSURANCE AND RELATED ACTIVITIES

The District is exposed to various forms of loss of assets associated with the risks of fire, personal liability, theft, vehicular accidents, errors and omissions, fiduciary responsibility, etc. Each of these risks is covered through premiums paid to Kentucky Association of Counties All Lines Fund. The District is also subject to the risks associated with employee injury. These risks are covered through premiums paid to the Kentucky Association of Counties, Workers' Compensation Self-insurance Fund. Such coverage is retrospectively rated and premiums may be adjusted based on experience.

NOTE 15 – BAD DEBT EXPENSE

Water revenue charges have been netted with an estimated bad debt expense of \$23,250 and \$15,830 at December 31, 2015 and 2014, respectively.

NOTE 16 – COMMITMENTS, CONTINGENCIES AND SUBSEQUENT EVENTS

Carroll County Water District No. 1, has entered into a water resale agreement with Kentucky American Water Company to supply Kentucky American Water Company's customers in the area of Wheatley, Kentucky. Under this agreement, as amended September 15, 2013, Carroll County Water District No. 1 will sell its water to the Kentucky American Water Company at a price of \$2.26 per 1,000 gallons. The agreement is for a term of 20 years with automatic one-year extensions unless terminated by either party upon one year's written notice. Rates may be modified by providing 120 days notice or by action of the Public Service Commission.

CARROLL COUNTY WATER DISTRICT NO. 1
NOTES TO BASIC FINANCIAL STATEMENTS (Continued)
December 31, 2015 and 2014

NOTE 16 – COMMITMENTS, CONTINGENCIES AND SUBSEQUENT EVENTS (Continued)

The District has entered into a 99 year lease with the City of Ghent for the use of one of the City's buildings. The District paid the City \$15,000 for the lease. The prepayment is being amortized over the life of the lease.

NOTE 17 – FINANCIAL STATEMENTS RESTATEMENT

In June, 2012, the GASB issued Statement 68, *Accounting and Financial Reporting for Pensions – an Amendment of GASB Statement 27*. In November, 2013, the GASB issued Statement 71, *Pension Transition for Contributions Made Subsequent to the Measurement Date – An Amendment of GASB No. 68*. Both of these statements were adopted by the District for the Fiscal year ended December 31, 2015. Under these statements, the District is required to report the net pension liability associated with its' employees' pensions as a liability. It is also required to report a deferred outflow of resources for its pension contributions made subsequent to the measurement date of the beginning net pension liability. These balances reflect the District's obligation to pay deferred benefits earned by its employees when the pension [plan's] liability exceeds the value of the pension plan's assets.

Retroactive application by restating financial statements for all periods presented is required. The effect of the reinstatement is as follows for the year ended December 31, 2015.

Statement of Net Position:

Total Net Position as Originally Presented December 31, 2014	\$	5,910,602
Less Net Pension Liability		(535,000)
Plus Deferred Outflows Employer Pension Contributions		34,239
Less Deferred Inflows of Resources - Difference Between Projected and Actual Earnings		(60,000)
Total Net Position December 31, 2014	\$	<u>5,349,841</u>

The components of Net Position at December 31, 2014
after restatement are as follows:

Net Investment in Capital Assets	\$	3,247,286
Restricted for Debt Service/Capital Expenditures		954,011
Unrestricted		<u>1,148,544</u>
Total Net Position	\$	<u>5,349,841</u>

NOTE 18 – RECENTLY ISSUED ACCOUNTING PRONOUNCEMENTS

In June 2015, the GASB issued Statement 75, *Accounting and Financial Reporting for Postemployment Benefits Other Than Pensions*, effective for fiscal years beginning after June 15, 2017. This statement requires the liability of employers to employees for defined benefit OPEB (net OPEB liability) to be measured as the portion of the present value of projected benefit payments to be provided to current active and inactive employees that is attributed to those employees' past periods of service (total OPEB liability), less the amount of the OPEB plan's fiduciary net position. The District is evaluating the requirements of this statement.

In June 2015, the GASB issued Statement No. 76, *The Hierarchy of Generally Accepted Accounting Principles for State and Local Governments*. The objective of this Statement is to identify (in the context of the current governmental financial reporting environment) the hierarchy of GAAP. The GAAP hierarchy consists of the sources of accounting principles used to prepare financial statements of state and local governmental entities in conformity with GAAP and the framework for selecting those principles. This Statement reduces the GAAP hierarchy to two categories of authoritative GAAP and addresses the use of authoritative and nonauthoritative literature in the event that the accounting treatment for a transaction of other event is not specified within a source of authoritative GAAP. This Statement becomes effective for financial statements for periods beginning after June 15, 2015. The District is evaluating the requirements of this Statement.

CARROLL COUNTY WATER DISTRICT NO. 1

**SCHEDULE OF THE DISTRICT'S PROPORTIONATE SHARE OF THE NET PENSION LIABILITY
County Employees Retirement System**

December 31, 2015*

	<u>2015</u>	<u>2014</u>
District's proportion of the net pension liability (asset)	0.016384%	0.016490%
District's proportionate share of the net pension liability (asset)	\$ 704,435	\$535,000
District's covered-employee payroll	\$ 394,012	\$382,520
District's proportionate share of the net pension liability (asset) as a percentage of its of its covered- employee payroll	178.79%	139.86%
Plan fiduciary net position as a percentage of the total pension liability	60.3%	62.6%

*Calculations based on June 30, 2015 and 2014, County Employees Retirement Systems' Schedules of Employer Allocations and Pension Amounts by Employer. District payroll is reported for its' covered calendar years ending December 31, 2015 and 2014.

GASB 68 requires the District to present the above information for 10 years. The information will be expanded annually until a full 10-year trend is compiled.

There were no changes of benefit terms. However, the following changes in assumptions were adopted by the Board of Trustees and reflected in the valuation performed as of June 30, 2015:

- The assumed investment rate of return was decreased from 7.75% to 7.5%.
- The assumed rate of inflation was reduced from 3.5% to 3.25%.
- The assumed rate of wage inflation was reduced from 1% to .75%.
- Payroll growth assumption was reduced from 4.5% to 4%.
- The mortality table used for active members is RP-2000 Combined Mortality Table projected with Scale BB to 2013 (multiplied by 50% for males and 30% for females).
- For healthy retired members and beneficiaries, the mortality table used is the RP-2000 Combined Mortality Table projected with Scale BB to 2013 (set back one year for females). For disabled members, the RP-2000 Combined Disabled Mortality Table projected with Scale BB to 2013 (set back four years for males) is used for the period after disability retirement. There is some margin in the current mortality tables for possible future improvement in mortality rates and that margin will be reviewed again when the next experience investigation is conducted.
- The assumed rates of retirement, withdrawal, and disability were updated to more accurately reflect experience.

CARROLL COUNTY WATER DISTRICT NO. 1

SCHEDULE OF THE DISTRICT'S CONTRIBUTIONS

County Employees Retirement System

Last Ten (10) Fiscal Years Ended December 31

	<u>2015</u>	<u>2014</u>	<u>2013</u>	<u>2012</u>	<u>2011</u>	<u>2010</u>	<u>2009</u>	<u>2008</u>	<u>2007</u>	<u>2006</u>
Contractually required contributions	\$ 68,368	\$ 69,894	\$ 70,791	\$ 73,753	\$ 79,560	\$ 65,802	\$ 56,231	\$ 56,615	\$ 53,336	\$ 38,216
Contributions in relation to the contractually required contributions	68,368	69,894	70,791	73,753	79,560	65,802	56,231	56,615	53,336	38,216
Contribution deficiency (excess)	\$ -	\$ -	\$ -	\$ -	\$ -	\$ -	\$ -	\$ -	\$ -	\$ -
District's covered-employee payroll	\$ 394,012	\$ 382,520	\$ 368,490	\$ 391,379	\$ 425,124	\$ 397,217	\$ 378,195	\$ 373,052	\$ 362,213	\$ 315,581
Contributions as a percentage of covered-employee payroll	17.35%	18.27%	19.21%	18.84%	18.71%	16.57%	14.87%	15.18%	14.73%	12.11%

See accompanying notes to the basic financial statements

RAISOR, ZAPP & WOODS, PSC

Certified Public Accountants

P.O. Box 354 • 513 Highland Ave • Carrollton, KY 41008
502-732-6655 • taxes@rzwcpas.com

Dennis S. Raisor, CPA
Jerilyn P. Zapp, CPA
Jeffery C. Woods, CPA
Susan A. Dukes, CPA

INDEPENDENT AUDITOR'S REPORT ON INTERNAL CONTROL OVER FINANCIAL REPORTING AND ON COMPLIANCE AND OTHER MATTERS BASED ON AN AUDIT OF FINANCIAL STATEMENTS PERFORMED IN ACCORDANCE WITH GOVERNMENT AUDITING STANDARDS

To the Commissioners of the
Carroll County Water District No. 1
Ghent, KY 41045

We have audited in accordance with auditing standards generally accepted in the United States of America and the standards applicable to financial audits contained in *Government Auditing Standards* issued by the Comptroller General of the United States, the financial statements of Carroll County Water District No. 1 as of and for the year ended December 31, 2015, and the related notes to the financial statements, which collectively comprise Carroll County Water District No. 1's basic financial statements and have issued our report thereon dated June 17, 2016.

INTERNAL CONTROL OVER FINANCIAL REPORTING

In planning and performing our audit of the financial statements, we considered Carroll County Water District No. 1's internal control over financial reporting (internal control) to determine the audit procedures that are appropriate in the circumstances for the purpose of expressing our opinion on the financial statements, but not for the purpose of expressing an opinion on the effectiveness of Carroll County Water District No. 1's internal control. Accordingly, we do not express an opinion on the effectiveness of Carroll County Water District No. 1's internal control.

A *deficiency in internal control* exists when the design or operation of a control does not allow management or employees, in the normal course of performing their assigned functions, to prevent, or detect and correct, misstatements on a timely basis. A *material weakness* is a deficiency, or a combination of deficiencies, in internal control such that there is a reasonable possibility that a material misstatement of the entity's financial statements will not be prevented, or detected and corrected on a timely basis. A *significant deficiency* is a deficiency, or a combination of deficiencies, in internal control that is less severe than a material weakness, yet important enough to merit attention by those charged with governance.

Our consideration of internal control was for the limited purpose described in the first paragraph of this section and was not designed to identify all deficiencies in internal control that might be material weaknesses or significant deficiencies and therefore, material weaknesses or significant deficiencies may exist that were not identified. We did identify certain deficiencies in internal control, described in the accompanying schedule of findings and responses that we consider to be material weaknesses (Items 2015-001 and 2015-002).

COMPLIANCE AND OTHER MATTERS


As part of obtaining reasonable assurance about whether Carroll County Water District No. 1's financial statements are free from material misstatement, we performed tests of its compliance with certain provisions of laws, regulations, contracts, and grant agreements, noncompliance with which could have a direct and material effect on the determination of financial statement amounts. However, providing an opinion on compliance with those provisions was not an objective of our audit, and accordingly, we do not express such an opinion. The results of our tests disclosed no instances of noncompliance or other matters that are required to be reported under *Government Auditing Standards*.

CARROLL COUNTY WATER DISTRICT NO. 1'S RESPONSE TO FINDINGS

Carroll County Water District No. 1's response to the findings identified in our audit is described in the accompanying schedule of findings and responses. Carroll County Water District No. 1's response was not subjected to the auditing procedures applied in the audit of the financial statements and, accordingly, we express no opinion on it.

PURPOSE OF THIS REPORT

The purpose of this report is solely to describe the scope of our testing of internal control and compliance and the results of that testing, and not to provide an opinion on the effectiveness of the entity's internal control or on compliance. This report is an integral part of an audit performed in accordance with *Government Auditing Standards* in considering the entity's internal control and compliance. Accordingly, this communication is not suitable for any other purpose.



RAISOR, ZAPP & WOODS P.S.C
Certified Public Accountants
Carrollton, Kentucky

June 17, 2016

**CARROLL COUNTY WATER DISTRICT NO. 1
SCHEDULE OF FINDINGS AND RESPONSES
For the Year Ended December 31, 2015**

A. SUMMARY OF AUDITOR'S RESULTS

1. The auditor's report expresses an unmodified opinion on whether the financial statements of the Carroll County Water District No. 1 were prepared in accordance with GAAP.
2. Two deficiencies in internal control related to the audit of the financial statements are reported in the Report on Internal Control Over Financial Reporting and on Compliance and Other Matters Based on an Audit of Financial Statements Performed in Accordance with Government Auditing Standards. Items 2015-001 and 2015-002 were reported as material weaknesses.
3. No instances of noncompliance material to the financial statements of Carroll County Water District No. 1, which would be required to be reported in accordance with Government Auditing Standards, were disclosed during the audit.

B. FINDINGS – FINANCIAL STATEMENTS AUDIT

DEFICIENCIES IN INTERNAL CONTROL

GOVERNMENT AUDITING STANDARDS

2015-001 SIZE OF ENTITY, CROSS-TRAINING AND CHECKING PROCEDURES

CONDITION:

Due to the size of the entity, cross-training and checking procedures are not in place for certain administrative positions. This limits internal control. This condition was also cited as a material weakness in the schedule of findings and responses for the year ended December 31, 2014 as 2014-001.

CRITERIA:

Internal controls should be in place to provide management with reasonable, but not absolute, assurance that assets are safeguarded against loss from unauthorized use or disposition, and allow timely preparation of financial data consistent with management assertions.

CAUSE:

Responsibilities associated with individual positions limit the availability of individuals to rotate duties and implement checking procedures.

EFFECT:

This limitation may affect the ability to timely record, process, summarize and report financial data.

RECOMMENDATION:

Management should strive to provide cross-training for administrative staff and implement checking processes to review the accuracy and consistency of the financial information prepared.

RESPONSE:

We concur with the recommendation. Management will enhance the monthly review and checking procedures associated with its financial information.

**CARROLL COUNTY WATER DISTRICT NO. 1
SCHEDULE OF FINDINGS AND RESPONSES (CONTINUED)
For the Year Ended December 31, 2015**

B. FINDINGS – FINANCIAL STATEMENTS AUDIT (Continued)

DEFICIENCIES IN INTERNAL CONTROL (Continued)

GOVERNMENT AUDITING STANDARDS (Continued)

**2015-002 FAILURE TO PREPARE COMPLETE SET OF FINANCIAL STATEMENTS INCLUDING REQUIRED
NOTE DISCLOSURES**

CONDITION:

District financial statements, including the required disclosures, are prepared as part of the annual audit. This condition was also cited as a material weakness in the schedule of findings and responses for the year ended December 31, 2014 as 2014-002.

CRITERIA:

Internal controls should be in place to provide management with reasonable, but not absolute, assurance that financial statements and required notes are prepared in accordance with generally accepted accounting principles.

CAUSE:

The draft financial statements and disclosures are prepared during the audit process.

EFFECT:

Management engaged the auditor to prepare the draft of the financial statements, including the related notes to the financial statements.

RECOMMENDATION:

District management should continue to enhance its knowledge of reporting requirements in providing oversight of this service.

RESPONSE:

The outsourcing of this service is a result of management's cost benefit decision to avoid incurring internal resource costs. We concur with the recommendation and will continue to improve our overall accounting knowledge in performing our oversight responsibilities. We are aware of our responsibilities for the financial statements. We have reviewed and accepted the financial statements as presented.

COMPLIANCE AND OTHER MATTERS

NONE