

RECEIVED

SEP 20 2019

PUBLIC SERVICE
COMMISSION

COMMONWEALTH OF KENTUCKY

BEFORE THE PUBLIC SERVICE COMMISSION

In the Matter of:

**APPLICATION OF KNOTT COUNTY WATER AND)
SEWER DISTRICT FOR AN ALTERNATIVE RATE) CASE NO. 2019-00268
ADJUSTMENT)**

**KNOTT COUNTY WATER AND SEWER DISTRICT'S RESPONSE TO LETCHER
COUNTY WATER AND SEWER DISTRICT AND THE CITY OF HINDMAN'S
FIRST REQUEST FOR INFORMATION ISSUED SEPTEMBER 6, 2019**

Filed: September 20, 2019

COMMONWEALTH OF KENTUCKY
BEFORE THE PUBLIC SERVICE COMMISSION

In the Matter of:

APPLICATION OF KNOTT COUNTY)
WATER AND SEWER DISTRICT FOR) CASE NO. 2019-00268
AN ALTERNATIVE RATE ADJUSTMENT)

VERIFICATION OF JARED SALMONS

COMMONWEALTH OF KENTUCKY)
COUNTY OF Knott)

Jared Salmons, Chief Executive Officer of Knott County Water and Sewer District, states that he has supervised the preparation of certain of the following responses to data requests in the above-referenced case and that the matters and things set forth therein are true and accurate to the best of his knowledge, information and belief, formed after reasonable inquiry.


Jared Salmons

The foregoing Verification was signed, acknowledged and sworn to before me this 20 day of September, 2019, by Jared Salmons.


Commission expiration: 5/02/20

In the Matter of:

VERIFICATION OF KYLE SMITH

Commission expiration: 5/02/20

COMMONWEALTH OF KENTUCKY
BEFORE THE PUBLIC SERVICE COMMISSION

In the Matter of:

APPLICATION OF KNOTT COUNTY)
WATER AND SEWER DISTRICT FOR) CASE NO. 2019-00268
AN ALTERNATIVE RATE ADJUSTMENT)

VERIFICATION OF ALAN VILINES

COMMONWEALTH OF KENTUCKY)
COUNTY OF Warren)

Alan Vilines, Kentucky Rural Water Association on behalf of Knott County Water and Sewer District, states that he has supervised the preparation of certain of the following responses to data requests in the above-referenced case and that the matters and things set forth therein are true and accurate to the best of his knowledge, information and belief, formed after reasonable inquiry.



Alan Vilines

The foregoing Verification was signed, acknowledged and sworn to before me this 18th day of September, 2019, by Alan Vilines.

Bobbie S. Shanahan # 603266
Commission expiration: 7/12/2022



**Knott County Water and Sewer District
Case No. 2019-00268
Letcher County Water and Sewer District and City of Hindman's First Request for
Information issued September 6, 2019**

1. Identify each person who prepared or assisted in the preparation of Knott District's Application and identify that section or sections of the Application for which the person is responsible.

Response:

Alan Vilines from the Kentucky Rural Water Association was responsible for the preparation of Knott County Water and Sewer District's ("KCWSD") application. Jared Salmons, General Manager of KCWSD and Kyle Smith, Chief Financial Officer of KCWSD, assisted on gathering the requested information for M. Vilines but all sections of the application were completed by Mr. Vilines.

Witnesses: Jared Salmons and Alan Vilines

**Knott County Water and Sewer District
Case No. 2019-00268
Letcher County Water and Sewer District and City of Hindman's First Request for
Information issued September 6, 2019**

2. For each person listed in the response to Request 1, provide the person's curriculum vitae.

Response:

- Alan Vilines, Kentucky Rural Water Association (curriculum vitae attached)
- Jared Salmons, KCWSD, General Manager (no curriculum vitae)
- Kyle Smith, KCWSD, Chief Financial Officer (no curriculum vitae)

CURRICULUM VITAE

ALAN H. VILINES

EDUCATION

1982, University of Tennessee, Knoxville, TN, Master of Science in Engineering Administration.

1974, Western Kentucky University, Bowling Green, KY, Bachelor of Science in Civil Engineering Technology.

REGISTRATION

Professional Engineer - Commonwealth of Kentucky.

EXPERIENCE

2014 - Present

Kentucky Rural Water Assoc., Bowling Green, KY. Consultant.
Work with association members across Kentucky. Perform water and sewer rate studies and financial analyses. Assist utilities with applications to the Public Service Commission. Assist with PSC tariff filings. Advise utilities on operations and management issues.

1980 - 2013

Warren County Water District, Bowling Green, KY. Manager of Engineering, Assistant General Manager and began serving as General Manager in 2005. Engineering work included design and contract administration of major water and sewer construction projects. Developed capital improvement plans, performed management studies, hydraulic analyses, financial and rate studies. Worked extensively with various groups, agencies, elected officials and other leaders in the community. As General Manager was responsible for all aspects of the Water District's activities including operations, engineering, finance & administration, and customer & public relations. Through joint operations agreements the above work was also performed for Butler County Water System and Simpson County Water District.

1975 - 1980

Robert S. Miller Co., Inc., Nashville, TN. Engineer. Performed design work on sewage collection systems, sewage treatment plants, water transmission and distribution projects, and water treatment plants. Also designed streets, curbs and gutters, storm drainage, retaining walls, and other general municipal projects.

1974 - 1975

Kenco Associates, Inc., Ashland, KY. Associate Engineer. Responsible for field and office work on industrial sites, property, and sewer system surveys. Assisted in design of water and sewer systems.

**Knott County Water and Sewer District
Case No. 2019-00268
Letcher County Water and Sewer District and City of Hindman's First Request for
Information issued September 6, 2019**

3. If the person or persons who prepared the Application are not Knott District employees, state when each person was retained to prepare or assist in the preparation of Knott District's Application.

Response:

Alan Vilines was retained to prepare the Application on January 31, 2019.

Witness: Alan Vilines and Kyle Smith

**Knott County Water and Sewer District
Case No. 2019-00268
Letcher County Water and Sewer District and City of Hindman's First Request for
Information issued September 6, 2019**

4. Provide all reports, studies, analyses, review, and similar documents used to prepare Knott District's Application.

Response:

The following items were used to prepare the Application and are attached:

- 2018 PSC Annual Report (on file with the PSC);
- Debt Service Amortization Schedules (please see the Application);
- Depreciation Schedule (please see the updated schedule attached);
- Reading History Reports for all wholesale customers (please see attached);
- Consumption Analysis Reports (please see attached);
- 3" Consumption Analysis Reports (please see attached);
- 2018 Income Statement spreadsheet (please see attached);
- PSC Annual Report with hand-written notes showing subcategories for expenses (please see attached);
- Retirement Expense Breakdown (please see attached);
- Bond Resolutions and KIA Loan Agreement (please see the Application);
- System map (please see the Attachment to Response No. 6)
- Email from Kyle Smith dated June 4, 2019, forwarding email from Josh Duvall with pipe inventory by size (please see attached).

Knott County Water Sewer District
Income Statement
For the Twelve Months Ending December 31, 2018

	Current Month		Year to Date	
Revenues				
Interest Income	\$ 974.82	6.03	\$ 974.82	6.03
Rental Income	0.00	0.00	0.00	0.00
Miscellaneous Income	15,179.80	93.97	15,179.80	93.97
Miscellaneous Sales	0.00	0.00	0.00	0.00
Gain on Sale or Trade of Asset	0.00	0.00	0.00	0.00
Total Revenues	<u>16,154.62</u>	<u>100.00</u>	<u>16,154.62</u>	<u>100.00</u>
Cost of Sales				
Total Cost of Sales	<u>0.00</u>	<u>0.00</u>	<u>0.00</u>	<u>0.00</u>
Gross Profit	<u>16,154.62</u>	<u>100.00</u>	<u>16,154.62</u>	<u>100.00</u>
Expenses				
Payroll - ADM	191,392.94	1,184.76	191,392.94	1,184.76
Commissioners -ADM	30,200.00	186.94	30,200.00	186.94
Retirement - ADM	44,577.68	275.94	44,577.68	275.94
Health Benefits - ADM	77,347.45	478.79	77,347.45	478.79
Payroll Taxes - ADM	40,007.26	247.65	40,007.26	247.65
Workers' Comp. - ADM	11,644.38	72.08	11,644.38	72.08
Employee Benefits - Other	0.00	0.00	0.00	0.00
Outside Services - ADM	32,102.44	198.72	32,102.44	198.72
Pre-Employment Costs - ADM	0.00	0.00	0.00	0.00
Random Drug Testing - ADM	450.00	2.79	450.00	2.79
Electricity - ADM	0.00	0.00	0.00	0.00
Maint./Repair Materials - ADM	182.88	1.13	182.88	1.13
Operating Supplies - ADM	589.55	3.65	589.55	3.65
Safety Supplies/Equip - ADM	0.00	0.00	0.00	0.00
Vehicle/Equip Maint/Repair-ADM	0.00	0.00	0.00	0.00
Tools/Small Equipment - ADM	0.00	0.00	0.00	0.00
Gasoline Diesel Fuel - ADM	0.00	0.00	0.00	0.00
Engineering - ADM	0.00	0.00	0.00	0.00
Professional Svcs -Other - ADM	33,641.47	208.25	33,641.47	208.25
Insurance-Prop/Liability-ADM	47,925.79	296.67	47,925.79	296.67
Depreciation - ADM	13,172.80	81.54	13,172.80	81.54
Interest - ADM	10,127.69	62.69	10,127.69	62.69
Misc. Operational Costs - ADM	1,090.47	6.75	1,090.47	6.75
Garbage Service - ADM	0.00	0.00	0.00	0.00
Late Payment Fees - ADM	0.00	0.00	0.00	0.00
Bank Charges/Fees - ADM	471.45	2.92	471.45	2.92
Rents/Leases - ADM	3,705.22	22.94	3,705.22	22.94
Permits/Licenses - ADM	0.00	0.00	0.00	0.00
Training CE - ADM	1,733.52	10.73	1,733.52	10.73
Clothing - ADM	299.00	1.85	299.00	1.85
Travel - ADM	549.39	3.40	549.39	3.40
Maint. Support/Contracts-ADM	3,158.93	19.55	3,158.93	19.55
Office Supplies - ADM	11,219.78	69.45	11,219.78	69.45
Janitorial Supplies/Serv.-ADM	208.86	1.29	208.86	1.29
Buildings & Grounds - ADM	23.38	0.14	23.38	0.14
Telephone - ADM	3,106.50	19.23	3,106.50	19.23
Cell Phones - ADM	2,652.36	16.42	2,652.36	16.42
Postage - ADM	700.09	4.33	700.09	4.33
Freight - ADM	129.52	0.80	129.52	0.80
Advertising - ADM	0.00	0.00	0.00	0.00
Prof./Association Dues - ADM	3,258.59	20.17	3,258.59	20.17
Utility Tax - Comm. of KY-ADM	0.00	0.00	0.00	0.00
Penalties/Fines - ADM	12.00	0.07	12.00	0.07
Bad Debt Expense - ADM	0.00	0.00	0.00	0.00
Fees on Loans/Leases/Grants-AD	0.00	0.00	0.00	0.00
Easements/Recording Fees-ADM	5,000.00	30.95	5,000.00	30.95
Position Schedule Bond - ADM	2,560.27	15.85	2,560.27	15.85
Other Costs and Expenses - ADM	0.00	0.00	0.00	0.00
Loss on Sale or Trade of Asset	0.00	0.00	0.00	0.00
Cash Short/Over - ADM	0.00	0.00	0.00	0.00
Total Expenses	<u>573,241.66</u>	<u>3,548.47</u>	<u>573,241.66</u>	<u>3,548.47</u>
Net Income	<u>(\$ 557,087.04)</u>	<u>(3,448.47)</u>	<u>(\$ 557,087.04)</u>	<u>(3,448.47)</u>

Item 4
Page 2 of 174
Witnesses: Kyle Smith and Alan Vilines

Knott County Water Sewer District
Income Statement
For the Twelve Months Ending December 31, 2018

	Current Month		Year to Date	
Revenues				
Revenue - Water	\$ 0.00	0.00	\$ 0.00	0.00
Project Income - Federal	0.00	0.00	0.00	0.00
Project Income - State	0.00	0.00	0.00	0.00
Total Revenues	0.00	0.00	0.00	0.00
Cost of Sales				
Total Cost of Sales	0.00	0.00	0.00	0.00
Gross Profit	0.00	0.00	0.00	0.00
Expenses				
Payroll - WTP	129,730.39	0.00	129,730.39	0.00
Retirement - WTP	18,618.90	0.00	18,618.90	0.00
Health Benefits - WTP	35,620.06	0.00	35,620.06	0.00
Payroll Taxes - WTP	0.00	0.00	0.00	0.00
Workers' Comp. - WTP	0.00	0.00	0.00	0.00
Employee Benefits - Other	0.00	0.00	0.00	0.00
Outside Services - WTP	17,939.23	0.00	17,939.23	0.00
Pre-Employment Costs - WTP	0.00	0.00	0.00	0.00
Random Drug Testing - WTP	0.00	0.00	0.00	0.00
Electricity - WTP	206,575.86	0.00	206,575.86	0.00
Maint./Repair Materials - WTP	10,639.34	0.00	10,639.34	0.00
Operating Supplies - WTP	169,637.47	0.00	169,637.47	0.00
Lab Testing - WTP	23,841.63	0.00	23,841.63	0.00
Safety Supplies/Equip - WTP	0.00	0.00	0.00	0.00
Vehicle/Equip Maint Repair-WTP	0.00	0.00	0.00	0.00
Tools/Small Equipment - WTP	183.05	0.00	183.05	0.00
Water Withdrawal/Use Fees-WTP	71,028.94	0.00	71,028.94	0.00
Gasoline Diesel Fuel - WTP	0.00	0.00	0.00	0.00
Gasoline Diesel Fuel - WTP	0.00	0.00	0.00	0.00
Engineering - WTP	0.00	0.00	0.00	0.00
Professional Svcs -Other - WTP	0.00	0.00	0.00	0.00
Insurance-Prop/Liability-WTP	0.00	0.00	0.00	0.00
Depreciation - WTP	452,559.00	0.00	452,559.00	0.00
Interest - WTP	0.00	0.00	0.00	0.00
Misc. Operational Costs - WTP	0.00	0.00	0.00	0.00
Sludge Removal - WT	3,169.62	0.00	3,169.62	0.00
Late Payment Fees - WTP	0.00	0.00	0.00	0.00
Rents/Leases - WTP	0.00	0.00	0.00	0.00
Permits/Licenses - WTP	0.00	0.00	0.00	0.00
Training/CE - WTP	800.55	0.00	800.55	0.00
Clothing - WTP	136.65	0.00	136.65	0.00
Travel - WTP	879.34	0.00	879.34	0.00
Office Supplies - WTP	577.93	0.00	577.93	0.00
Janitorial Supplies/Serv.-WTP	0.00	0.00	0.00	0.00
Buildings & Grounds - WTP	100.00	0.00	100.00	0.00
Telephone - WTP	0.00	0.00	0.00	0.00
Cell Phones - WTP	2,233.26	0.00	2,233.26	0.00
Freight - WTP	4,549.31	0.00	4,549.31	0.00
Advertising - WTP	0.00	0.00	0.00	0.00
Prof./Association Dues - WTP	0.00	0.00	0.00	0.00
Penalties/Fines - WTP	0.00	0.00	0.00	0.00
Fees on Loans/Leases/Grants-WT	0.00	0.00	0.00	0.00
Easements Recording Fees-WTP	0.00	0.00	0.00	0.00
Total Expenses	1,148,820.53	0.00	1,148,820.53	0.00
Net Income	(\$ 1,148,820.53)	0.00	(\$ 1,148,820.53)	0.00

Item 4
 Page 3 of 174
 Witnesses: Kyle Smith and Alan Vilnes

Knott County Water Sewer District
Income Statement
For the Twelve Months Ending December 31, 2018

	Current Month		Year to Date	
Revenues				
Revenue - Water	\$ 2,121,398.18	97.83	\$ 2,121,398.18	97.83
Penalties - Water	21,035.64	0.97	21,035.64	0.97
Reconnection Fees - Water	2,794.45	0.13	2,794.45	0.13
Water Tap Fees	23,300.00	1.07	23,300.00	1.07
Project Income - Federal	0.00	0.00	0.00	0.00
Project Income - State	0.00	0.00	0.00	0.00
Total Revenues	<u>2,168,528.27</u>	100.00	<u>2,168,528.27</u>	100.00
Cost of Sales				
Total Cost of Sales	<u>0.00</u>	0.00	<u>0.00</u>	0.00
Gross Profit	<u>2,168,528.27</u>	100.00	<u>2,168,528.27</u>	100.00
Expenses				
Payroll - DIST	172,659.17	7.96	172,659.17	7.96
Retirement - DIST	33,064.91	1.52	33,064.91	1.52
Health Benefits - DIST	55,120.29	2.54	55,120.29	2.54
Payroll Taxes - DIST	0.00	0.00	0.00	0.00
Workers' Comp. - DIST	508.00	0.02	508.00	0.02
Employee Benefits - Other	0.00	0.00	0.00	0.00
Outside Services - DIST	28,562.00	1.32	28,562.00	1.32
Pre-Employment Costs - DIST	0.00	0.00	0.00	0.00
Random Drug Testing - DIST	55.00	0.00	55.00	0.00
Electricity - DIST	195,848.04	9.03	195,848.04	9.03
Maint./Repair Materials - DIST	79,759.51	3.68	79,759.51	3.68
Operating Supplies - DIST	34,078.74	1.57	34,078.74	1.57
Lab/Testing - DIST	150.75	0.01	150.75	0.01
Safety Supplies/Equip - DIST	0.00	0.00	0.00	0.00
Vehicle/Equip Maint/Repair-DIST	10,177.10	0.47	10,177.10	0.47
Tools/Small Equipment - DIST	4,572.05	0.21	4,572.05	0.21
Purchased Water - DIST	11,868.69	0.55	11,868.69	0.55
Gasoline/Diesel Fuel - DIST	31,276.94	1.44	31,276.94	1.44
Engineering - DIST	0.00	0.00	0.00	0.00
Professional Svcs-Other - DIST	10.00	0.00	10.00	0.00
Insurance-Prop/Liability-DIST	0.00	0.00	0.00	0.00
Depreciation - DIST	705,100.25	32.52	705,100.25	32.52
Interest - DIST	5,243.25	0.24	5,243.25	0.24
Misc. Operational Costs - DIST	0.00	0.00	0.00	0.00
Late Payment Fees - DIST	0.00	0.00	0.00	0.00
Rents/Leases - DIST	0.00	0.00	0.00	0.00
Permits/Licenses - DIST	4,252.44	0.20	4,252.44	0.20
Training/CE - DIST	500.00	0.02	500.00	0.02
Clothing - DIST	2,624.78	0.12	2,624.78	0.12
Travel - DIST	300.80	0.01	300.80	0.01
Maint./Support Contracts-DIST	10,475.00	0.48	10,475.00	0.48
Office Supplies - DIST	165.53	0.01	165.53	0.01
Janitorial Supplies/Serv.-DIST	0.00	0.00	0.00	0.00
Buildings & Grounds - DIST	1,994.62	0.09	1,994.62	0.09
Telephone - DIST	0.00	0.00	0.00	0.00
Cell Phones - DIST	2,986.32	0.14	2,986.32	0.14
Freight - DIST	2,218.94	0.10	2,218.94	0.10
Advertising - DIST	0.00	0.00	0.00	0.00
Prof./Association Dues - DIST	3,580.00	0.17	3,580.00	0.17
Penalties/Fines - DIST	0.00	0.00	0.00	0.00
Refunds to Customers - DIST	826.82	0.04	826.82	0.04
Fees on Loans/Leases/Grants-DI	0.00	0.00	0.00	0.00
Easements/Recording Fees-DIST	80.00	0.00	80.00	0.00
Total Expenses	<u>1,398,059.94</u>	64.47	<u>1,398,059.94</u>	64.47
Net Income	<u>\$ 770,468.33</u>	35.53	<u>\$ 770,468.33</u>	35.53

Item 4
 Page 4 of 174
 Witnesses: Kyle Smith and Alan Vilines

Knott County Water & Sewer Dis Consumption Analysis

Account Range	All Accounts	Limits	Increments
Service Type	WA Water	1,000	1,000
Rate Code	61 AL01 College 1"	9,000	8,000
Billing Cycle	12 Monthly Bill	10,000	1,000
Report Is For	History Billing Information	30,000	20,000
History Date Range	01/01/2018 To 01/31/2018	50,000	20,000
Print On Report	Number Of Services	999,999,999	999,999,999
Report Type	Break Down Consumption Brackets By Route		
Customer Type	Not Applicable		
Use Reading Factor	<input checked="" type="checkbox"/>		
Include Inactive Services	<input checked="" type="checkbox"/>		
Produce an exception report of all accounts with a consumption over	999,999,999		
Date Selection For Report	Posting		

	Usage Bracket		Number Of Services	Total Usage
Route 0020 Breakdown	0 To	0	2	0
	1 To	1,000	1	700
	1,001 To	9,000	2	5,400
	10,001 To	30,000	2	38,600
Route 0020 Totals			7	44,700
Grand Totals			7	44,700

Knott County Water & Sewer Dis Consumption Analysis

Account Range	All Accounts	Limits	Increments
Service Type	WA Water	1,000	1,000
Rate Code	61 AL01 College 1"	9,000	8,000
Billing Cycle	12 Monthly Bill	10,000	1,000
Report Is For	History Billing Information	30,000	20,000
History Date Range	02/01/2018 To 02/28/2018	50,000	20,000
Print On Report	Number Of Services	999,999,999	999,999,999
Report Type	Break Down Consumption Brackets By Route		
Customer Type	Not Applicable		
Use Reading Factor	<input checked="" type="checkbox"/>		
Include Inactive Services	<input checked="" type="checkbox"/>		
Produce an exception report of all accounts with a consumption over	999,999,999		
Date Selection For Report	Posting		

	Usage Bracket	Number Of Services	Total Usage
Route 0003 Breakdown	1,001 To 9,000	1	3,700
Route 0003 Totals		1	3,700
Route 0020 Breakdown	0 To 0	2	0
	1 To 1,000	1	1,000
	1,001 To 9,000	2	11,900
	10,001 To 30,000	1	26,500
	30,001 To 50,000	1	37,300
Route 0020 Totals		7	76,700
Grand Totals		8	80,400

Knott County Water & Sewer Dis Consumption Analysis

Account Range	All Accounts	Limits	Increments
Service Type	WA Water	1,000	1,000
Rate Code	61 AL01 College 1"	9,000	8,000
Billing Cycle	12 Monthly Bill	10,000	1,000
Report Is For	History Billing Information	30,000	20,000
History Date Range	03/01/2018 To 03/31/2018	50,000	20,000
Print On Report	Number Of Services	999,999,999	999,999,999
Report Type	Break Down Consumption Brackets By Route		
Customer Type	Not Applicable		
Use Reading Factor	<input checked="" type="checkbox"/>		
Include Inactive Services	<input checked="" type="checkbox"/>		
Produce an exception report of all accounts with a consumption over	999,999,999		
Date Selection For Report	Posting		

	Usage Bracket		Number Of Services	Total Usage
Route 0003 Breakdown	1,001 To	9,000	1	2,500
Route 0003 Totals			1	2,500
Route 0020 Breakdown	0 To	0	2	0
	1,001 To	9,000	3	10,900
	10,001 To	30,000	2	40,300
Route 0020 Totals			7	51,200
Grand Totals			8	53,700

Knott County Water & Sewer Dis Consumption Analysis

Account Range	All Accounts	Limits	Increments
Service Type	WA Water	1,000	1,000
Rate Code	61 AL01 College 1"	9,000	8,000
Billing Cycle	12 Monthly Bill	10,000	1,000
Report Is For	History Billing Information	30,000	20,000
History Date Range	04/01/2018 To 04/30/2018	50,000	20,000
Print On Report	Number Of Services	999,999,999	999,999,999
Report Type	Break Down Consumption Brackets By Route		
Customer Type	Not Applicable		
Use Reading Factor	<input checked="" type="checkbox"/>		
Include Inactive Services	<input checked="" type="checkbox"/>		
Produce an exception report of all accounts with a consumption over	999,999,999		
Date Selection For Report	Posting		

	Usage Bracket		Number Of Services	Total Usage
Route 0003 Breakdown	1,001 To	9,000	1	6,400
Route 0003 Totals			1	6,400
Route 0020 Breakdown	0 To	0	2	0
	1,001 To	9,000	3	13,400
	10,001 To	30,000	1	23,600
	30,001 To	50,000	1	31,500
Route 0020 Totals			7	68,500
Grand Totals			8	74,900

Knott County Water & Sewer Dis Consumption Analysis

Account Range	All Accounts	Limits	Increments
Service Type	WA Water	1,000	1,000
Rate Code	61 AL01 College 1"	9,000	8,000
Billing Cycle	12 Monthly Bill	10,000	1,000
Report Is For	History Billing Information	30,000	20,000
History Date Range	05/01/2018 To 05/31/2018	50,000	20,000
Print On Report	Number Of Services	999,999,999	999,999,999
Report Type	Break Down Consumption Brackets By Route		
Customer Type	Not Applicable		
Use Reading Factor	<input checked="" type="checkbox"/>		
Include Inactive Services	<input checked="" type="checkbox"/>		
Produce an exception report of all accounts with a consumption over	999,999,999		
Date Selection For Report	Posting		

	Usage Bracket		Number Of Services	Total Usage
Route 0003 Breakdown	1,001 To	9,000	1	2,200
Route 0003 Totals			1	2,200
Route 0020 Breakdown	0 To	0	2	0
	1 To	1,000	1	700
	1,001 To	9,000	2	5,200
	10,001 To	30,000	2	40,600
Route 0020 Totals			7	46,500
Grand Totals			8	48,700

Knott County Water & Sewer Dis Consumption Analysis

Account Range	All Accounts	Limits	Increments
Service Type	WA Water	1,000	1,000
Rate Code	61 AL01 College 1*	9,000	8,000
Billing Cycle	12 Monthly Bill	10,000	1,000
Report Is For	History Billing Information	30,000	20,000
History Date Range	06/01/2018 To 06/30/2018	50,000	20,000
Print On Report	Number Of Services	999,999,999	999,999,999
Report Type	Break Down Consumption Brackets By Route		
Customer Type	Not Applicable		
Use Reading Factor	<input checked="" type="checkbox"/>		
Include Inactive Services	<input checked="" type="checkbox"/>		
Produce an exception report of all accounts with a consumption over	999,999,999		
Date Selection For Report	Posting		

	Usage Bracket	Number Of Services	Total Usage
Route 0003 Breakdown	1,001 To 9,000	1	1,700
Route 0003 Totals		1	1,700
Route 0020 Breakdown	0 To 0	2	0
	1 To 1,000	2	1,400
	1,001 To 9,000	2	3,600
	10,001 To 30,000	1	24,700
Route 0020 Totals		7	29,700
Grand Totals		8	31,400

Knott County Water & Sewer Dis Consumption Analysis

Account Range	All Accounts	Limits	Increments
Service Type	WA Water	1,000	1,000
Rate Code	61 AL01 College 1*	9,000	8,000
Billing Cycle	12 Monthly Bill	10,000	1,000
Report Is For	History Billing Information	30,000	20,000
History Date Range	07/01/2018 To 07/31/2018	50,000	20,000
Print On Report	Number Of Services	999,999,999	999,999,999
Report Type	Break Down Consumption Brackets By Route		
Customer Type	Not Applicable		
Use Reading Factor	<input checked="" type="checkbox"/>		
Include Inactive Services	<input checked="" type="checkbox"/>		
Produce an exception report of all accounts with a consumption over	999,999,999		
Date Selection For Report	Posting		

	Usage Bracket	Number Of Services	Total Usage
Route 0003 Breakdown	1,001 To 9,000	1	1,800
Route 0003 Totals		1	1,800
Route 0020 Breakdown	0 To 0	1	0
	1 To 1,000	1	600
	1,001 To 9,000	3	5,600
	30,001 To 50,000	1	46,100
	50,001 To 999,999,999	1	1,959,000
Route 0020 Totals		7	2,011,300
Grand Totals		8	2,013,100

Knott County Water & Sewer Dis Consumption Analysis

Account Range	All Accounts	Limits	Increments
Service Type	WA Water	1,000	1,000
Rate Code	61 AL01 College 1"	9,000	8,000
Billing Cycle	12 Monthly Bill	10,000	1,000
Report Is For	History Billing Information	30,000	20,000
History Date Range	08/01/2018 To 08/31/2018	50,000	20,000
Print On Report	Number Of Services	999,999,999	999,999,999
Report Type	Break Down Consumption Brackets By Route		
Customer Type	Not Applicable		
Use Reading Factor	<input checked="" type="checkbox"/>		
Include Inactive Services	<input checked="" type="checkbox"/>		
Produce an exception report of all accounts with a consumption over	999,999,999		
Date Selection For Report	Posting		

	Usage Bracket		Number Of Services	Total Usage
Route 0003 Breakdown	1,001 To	9,000	1	1,800
Route 0003 Totals			1	1,800
Route 0020 Breakdown	0 To	0	1	0
	1 To	1,000	1	700
	1,001 To	9,000	3	12,900
	10,001 To	30,000	1	16,400
	30,001 To	50,000	1	31,900
Route 0020 Totals			7	61,900
Grand Totals			8	63,700

Knott County Water & Sewer Dis Consumption Analysis

Account Range	All Accounts	Limits	Increments
Service Type	WA Water	1,000	1,000
Rate Code	61 AL01 College 1*	9,000	8,000
Billing Cycle	12 Monthly Bill	10,000	1,000
Report Is For	History Billing Information	30,000	20,000
History Date Range	09/01/2018 To 09/30/2018	50,000	20,000
Print On Report	Number Of Services	999,999,999	999,999,999
Report Type	Break Down Consumption Brackets By Route		
Customer Type	Not Applicable		
Use Reading Factor	<input checked="" type="checkbox"/>		
Include Inactive Services	<input checked="" type="checkbox"/>		
Produce an exception report of all accounts with a consumption over	999,999,999		
Date Selection For Report	Posting		

	Usage Bracket		Number Of Services	Total Usage
Route 0003 Breakdown	1,001	To 9,000	1	2,500
Route 0003 Totals			1	2,500
Route 0020 Breakdown	0	To 0	1	0
	1,001	To 9,000	2	9,200
	10,001	To 30,000	3	54,400
	30,001	To 50,000	1	43,700
Route 0020 Totals			7	107,300
Grand Totals			8	109,800

Knott County Water & Sewer Dis Consumption Analysis

Account Range	All Accounts	Limits	Increments
Service Type	WA Water	1,000	1,000
Rate Code	61 AL01 College 1"	9,000	8,000
Billing Cycle	12 Monthly Bill	10,000	1,000
Report Is For	History Billing Information	30,000	20,000
History Date Range	10/01/2018 To 10/31/2018	50,000	20,000
Print On Report	Number Of Services	999,999,999	999,999,999
Report Type	Break Down Consumption Brackets By Route		
Customer Type	Not Applicable		
Use Reading Factor	<input checked="" type="checkbox"/>		
Include Inactive Services	<input checked="" type="checkbox"/>		
Produce an exception report of all accounts with a consumption over	999,999,999		
Date Selection For Report	Posting		

	Usage Bracket		Number Of Services	Total Usage
Route 0003 Breakdown	1,001 To	9,000	1	3,100
Route 0003 Totals			1	3,100
Route 0020 Breakdown	0 To	0	1	0
	1,001 To	9,000	3	12,900
	9,001 To	10,000	1	9,100
	10,001 To	30,000	1	20,100
	30,001 To	50,000	1	38,700
Route 0020 Totals			7	80,800
Grand Totals			8	83,900

Knott County Water & Sewer Dis Consumption Analysis

Account Range	All Accounts	Limits	Increments
Service Type	WA Water	1,000	1,000
Rate Code	61 AL01 College 1"	9,000	8,000
Billing Cycle	12 Monthly Bill	10,000	1,000
Report Is For	History Billing Information	30,000	20,000
History Date Range	11/01/2018 To 11/30/2018	50,000	20,000
Print On Report	Number Of Services	999,999,999	999,999,999
Report Type	Break Down Consumption Brackets By Route		
Customer Type	Not Applicable		
Use Reading Factor	<input checked="" type="checkbox"/>		
Include Inactive Services	<input checked="" type="checkbox"/>		
Produce an exception report of all accounts with a consumption over	999,999,999		
Date Selection For Report	Posting		

	Usage Bracket		Number Of Services	Total Usage
Route 0003 Breakdown	1,001 To	9,000	1	3,800
Route 0003 Totals			1	3,800
Route 0020 Breakdown	0 To	0	1	0
	1,001 To	9,000	3	14,700
	9,001 To	10,000	1	10,000
	30,001 To	50,000	1	32,100
	50,001 To	999,999,999	1	55,900
Route 0020 Totals			7	112,700
Grand Totals			8	116,500

Knott County Water & Sewer Dis Consumption Analysis

Account Range	All Accounts	Limits	Increments
Service Type	WA Water	1,000	1,000
Rate Code	61 AL01 College 1"	9,000	8,000
Billing Cycle	12 Monthly Bill	10,000	1,000
Report Is For	History Billing Information	30,000	20,000
History Date Range	12/01/2018 To 12/31/2018	50,000	20,000
Print On Report	Number Of Services	999,999,999	999,999,999
Report Type	Break Down Consumption Brackets By Route		
Customer Type	Not Applicable		
Use Reading Factor	<input checked="" type="checkbox"/>		
Include Inactive Services	<input checked="" type="checkbox"/>		
Produce an exception report of all accounts with a consumption over	999,999,999		
Date Selection For Report	Posting		

	Usage Bracket		Number Of Services	Total Usage
Route 0003 Breakdown	1,001 To	9,000	1	3,400
Route 0003 Totals			1	3,400
Route 0020 Breakdown	1 To	1,000	1	400
	1,001 To	9,000	3	16,600
	10,001 To	30,000	1	11,100
	30,001 To	50,000	1	44,300
Route 0020 Totals			6	72,400
Grand Totals			7	75,800

Knott County Water & Sewer Dis Consumption Analysis

Account Range	All Accounts	Limits	Increments
Service Type	WA Water	1,000	1,000
Rate Code	02 AL2 Alice Llyod 2"	9,000	8,000
Billing Cycle	12 Monthly Bill	10,000	1,000
Report Is For	History Billing Information	30,000	20,000
History Date Range	01/01/2018 To 01/31/2018	50,000	20,000
Print On Report	Number Of Services	999,999,999	999,999,999
Report Type	Break Down Consumption Brackets By Route		
Customer Type	Not Applicable		
Use Reading Factor	<input checked="" type="checkbox"/>		
Include Inactive Services	<input checked="" type="checkbox"/>		
Produce an exception report of all accounts with a consumption over	999,999,999		
Date Selection For Report	Posting		

	Usage Bracket	Number Of Services	Total Usage
Route 0020 Breakdown	0 To 0	1	0
	1,001 To 9,000	1	2,300
	50,001 To 999,999,999	2	198,700
Route 0020 Totals		4	201,000
Grand Totals		4	201,000

Knott County Water & Sewer Dis Consumption Analysis

Account Range	All Accounts	Limits	Increments
Service Type	WA Water	1,000	1,000
Rate Code	02 AL2 Alice Llyod 2"	9,000	8,000
Billing Cycle	12 Monthly Bill	10,000	1,000
Report Is For	History Billing Information	30,000	20,000
History Date Range	02/01/2018 To 02/28/2018	50,000	20,000
Print On Report	Number Of Services	999,999,999	999,999,999
Report Type	Break Down Consumption Brackets By Route		
Customer Type	Not Applicable		
Use Reading Factor	<input checked="" type="checkbox"/>		
Include Inactive Services	<input checked="" type="checkbox"/>		
Produce an exception report of all accounts with a consumption over	999,999,999		
Date Selection For Report	Posting		

	Usage Bracket	Number Of Services	Total Usage
Route 0020 Breakdown	1 To 1,000	1	100
	1,001 To 9,000	1	4,600
	50,001 To 999,999,999	2	407,400
Route 0020 Totals		4	412,100
Grand Totals		4	412,100

Knott County Water & Sewer Dis Consumption Analysis

Account Range	All Accounts	Limits	Increments
Service Type	WA Water	1,000	1,000
Rate Code	02 AL2 Alice Lloyd 2"	9,000	8,000
Billing Cycle	12 Monthly Bill	10,000	1,000
Report Is For	History Billing Information	30,000	20,000
History Date Range	03/01/2018 To 03/31/2018	50,000	20,000
Print On Report	Number Of Services	999,999,999	999,999,999
Report Type	Break Down Consumption Brackets By Route		
Customer Type	Not Applicable		
Use Reading Factor	<input checked="" type="checkbox"/>		
Include Inactive Services	<input checked="" type="checkbox"/>		
Produce an exception report of all accounts with a consumption over	999,999,999		
Date Selection For Report	Posting		

	Usage Bracket	Number Of Services	Total Usage
Route 0020 Breakdown	1 To 1,000	1	100
	1,001 To 9,000	1	3,600
	50,001 To 999,999,999	2	320,300
Route 0020 Totals		4	324,000
Grand Totals		4	324,000

Knott County Water & Sewer Dis Consumption Analysis

Account Range	All Accounts	Limits	Increments
Service Type	WA Water	1,000	1,000
Rate Code	02 AL2 Alice Lloyd 2"	9,000	8,000
Billing Cycle	12 Monthly Bill	10,000	1,000
Report Is For	History Billing Information	30,000	20,000
History Date Range	04/01/2018 To 04/30/2018	50,000	20,000
Print On Report	Number Of Services	999,999,999	999,999,999
Report Type	Break Down Consumption Brackets By Route		
Customer Type	Not Applicable		
Use Reading Factor	<input checked="" type="checkbox"/>		
Include Inactive Services	<input checked="" type="checkbox"/>		
Produce an exception report of all accounts with a consumption over	999,999,999		
Date Selection For Report	Posting		

	Usage Bracket	Number Of Services	Total Usage
Route 0020 Breakdown	1 To 1,000	1	200
	1,001 To 9,000	1	4,700
	50,001 To 999,999,999	2	381,800
Route 0020 Totals		4	386,700
Grand Totals		4	386,700

Knott County Water & Sewer Dis Consumption Analysis

Account Range	All Accounts	Limits	Increments
Service Type	WA Water	1,000	1,000
Rate Code	02 AL2 Alice Llyod 2"	9,000	8,000
Billing Cycle	12 Monthly Bill	10,000	1,000
Report Is For	History Billing Information	30,000	20,000
History Date Range	05/01/2018 To 05/31/2018	50,000	20,000
Print On Report	Number Of Services	999,999,999	999,999,999
Report Type	Break Down Consumption Brackets By Route		
Customer Type	Not Applicable		
Use Reading Factor	<input checked="" type="checkbox"/>		
Include Inactive Services	<input checked="" type="checkbox"/>		
Produce an exception report of all accounts with a consumption over	999,999,999		
Date Selection For Report	Posting		

	Usage Bracket	Number Of Services	Total Usage
Route 0020 Breakdown	1 To 1,000	1	300
	1,001 To 9,000	1	3,500
	50,001 To 999,999,999	2	186,900
Route 0020 Totals		4	190,700
Grand Totals		4	190,700

Knott County Water & Sewer Dis Consumption Analysis

Account Range	All Accounts	Limits	Increments
Service Type	WA Water	1,000	1,000
Rate Code	02 AL2 Alice Llyod 2"	9,000	8,000
Billing Cycle	12 Monthly Bill	10,000	1,000
Report Is For	History Billing Information	30,000	20,000
History Date Range	06/01/2018 To 06/30/2018	50,000	20,000
Print On Report	Number Of Services	999,999,999	999,999,999
Report Type	Break Down Consumption Brackets By Route		
Customer Type	Not Applicable		
Use Reading Factor	<input checked="" type="checkbox"/>		
Include Inactive Services	<input checked="" type="checkbox"/>		
Produce an exception report of all accounts with a consumption over	999,999,999		
Date Selection For Report	Posting		

	Usage Bracket		Number Of Services	Total Usage
Route 0020 Breakdown	0 To	0	1	0
	1 To	1,000	1	500
	1,001 To	9,000	1	3,000
	30,001 To	50,000	1	44,700
Route 0020 Totals			4	48,200
Grand Totals			4	48,200

Knott County Water & Sewer Dis Consumption Analysis

Account Range	All Accounts	Limits	Increments
Service Type	WA Water	1,000	1,000
Rate Code	02 AL2 Alice Llyod 2"	9,000	8,000
Billing Cycle	12 Monthly Bill	10,000	1,000
Report Is For	History Billing Information	30,000	20,000
History Date Range	07/01/2018 To 07/31/2018	50,000	20,000
Print On Report	Number Of Services	999,999,999	999,999,999
Report Type	Break Down Consumption Brackets By Route		
Customer Type	Not Applicable		
Use Reading Factor	<input checked="" type="checkbox"/>		
Include Inactive Services	<input checked="" type="checkbox"/>		
Produce an exception report of all accounts with a consumption over	999,999,999		
Date Selection For Report	Posting		

	Usage Bracket	Number Of Services	Total Usage
Route 0020 Breakdown	0 To 0	1	0
	1 To 1,000	2	600
	50,001 To 999,999,999	1	54,000
Route 0020 Totals		4	54,600
Grand Totals		4	54,600

Knott County Water & Sewer Dis Consumption Analysis

Account Range	All Accounts	Limits	Increments
Service Type	WA Water	1,000	1,000
Rate Code	02 AL2 Alice Llyod 2"	9,000	8,000
Billing Cycle	12 Monthly Bill	10,000	1,000
Report Is For	History Billing Information	30,000	20,000
History Date Range	08/01/2018 To 08/31/2018	50,000	20,000
Print On Report	Number Of Services	999,999,999	999,999,999
Report Type	Break Down Consumption Brackets By Route		
Customer Type	Not Applicable		
Use Reading Factor	<input checked="" type="checkbox"/>		
Include Inactive Services	<input checked="" type="checkbox"/>		
Produce an exception report of all accounts with a consumption over	999,999,999		
Date Selection For Report	Posting		

	Usage Bracket	Number Of Services	Total Usage
Route 0020 Breakdown	1 To 1,000	1	100
	1,001 To 9,000	1	5,700
	10,001 To 30,000	1	24,500
	50,001 To 999,999,999	1	116,100
Route 0020 Totals		4	146,400
Grand Totals		4	146,400

Knott County Water & Sewer Dis Consumption Analysis

Account Range	All Accounts	Limits	Increments
Service Type	WA Water	1,000	1,000
Rate Code	02 AL2 Alice Llyod 2"	9,000	8,000
Billing Cycle	12 Monthly Bill	10,000	1,000
Report Is For	History Billing Information	30,000	20,000
History Date Range	09/01/2018 To 09/30/2018	50,000	20,000
Print On Report	Number Of Services	999,999,999	999,999,999
Report Type	Break Down Consumption Brackets By Route		
Customer Type	Not Applicable		
Use Reading Factor	<input checked="" type="checkbox"/>		
Include Inactive Services	<input checked="" type="checkbox"/>		
Produce an exception report of all accounts with a consumption over	999,999,999		
Date Selection For Report	Posting		

	Usage Bracket	Number Of Services	Total Usage
Route 0020 Breakdown	1,001 To 9,000	2	6,000
	50,001 To 999,999,999	2	455,500
Route 0020 Totals		4	461,500
Grand Totals		4	461,500

Knott County Water & Sewer Dis Consumption Analysis

Account Range	All Accounts	Limits	Increments
Service Type	WA Water	1,000	1,000
Rate Code	02 AL2 Alice Llyod 2"	9,000	8,000
Billing Cycle	12 Monthly Bill	10,000	1,000
Report Is For	History Billing Information	30,000	20,000
History Date Range	10/01/2018 To 10/31/2018	50,000	20,000
Print On Report	Number Of Services	999,999,999	999,999,999
Report Type	Break Down Consumption Brackets By Route		
Customer Type	Not Applicable		
Use Reading Factor	<input checked="" type="checkbox"/>		
Include Inactive Services	<input checked="" type="checkbox"/>		
Produce an exception report of all accounts with a consumption over	999,999,999		
Date Selection For Report	Posting		

	Usage Bracket	Number Of Services	Total Usage
Route 0020 Breakdown	1,001 To 9,000	2	5,500
	50,001 To 999,999,999	2	457,600
Route 0020 Totals		4	463,100
Grand Totals		4	463,100

Knott County Water & Sewer Dis Consumption Analysis

Account Range	All Accounts	Limits	Increments
Service Type	WA Water	1,000	1,000
Rate Code	02 AL2 Alice Llyod 2"	9,000	8,000
Billing Cycle	12 Monthly Bill	10,000	1,000
Report Is For	History Billing Information	30,000	20,000
History Date Range	11/01/2018 To 11/30/2018	50,000	20,000
Print On Report	Number Of Services	999,999,999	999,999,999
Report Type	Break Down Consumption Brackets By Route		
Customer Type	Not Applicable		
Use Reading Factor	<input checked="" type="checkbox"/>		
Include Inactive Services	<input checked="" type="checkbox"/>		
Produce an exception report of all accounts with a consumption over	999,999,999		
Date Selection For Report	Posting		

	Usage Bracket	Number Of Services	Total Usage
Route 0020 Breakdown	1,001 To 9,000	2	6,500
	50,001 To 999,999,999	2	401,500
Route 0020 Totals		4	408,000
Grand Totals		4	408,000

Knott County Water & Sewer Dis Consumption Analysis

		Limits	Increments
Account Range	All Accounts	1,000	1,000
Service Type	WA Water	9,000	8,000
Rate Code	02 AL2 Alice Llyod 2*	10,000	1,000
Billing Cycle	12 Monthly Bill	30,000	20,000
Report Is For	History Billing Information	50,000	20,000
History Date Range	12/01/2018 To 12/31/2018	999,999,999	999,999,999
Print On Report	Number Of Services		
Report Type	Break Down Consumption Brackets By Route		
Customer Type	Not Applicable		
Use Reading Factor	<input checked="" type="checkbox"/>		
Include Inactive Services	<input checked="" type="checkbox"/>		
Produce an exception report of all accounts with a consumption over	999,999,999		
Date Selection For Report	Posting		

	Usage Bracket	Number Of Services	Total Usage
Route 0020 Breakdown	1 To 1,000	1	800
	1,001 To 9,000	1	3,300
	50,001 To 999,999,999	2	293,200
Route 0020 Totals		4	297,300
Grand Totals		4	297,300

Knott County Water & Sewer Dis Consumption Analysis

Account Range	All Accounts	Limits	Increments
Service Type	WA Water	1,000	1,000
Rate Code	01 AL1 Alice Llyod 3/4"	9,000	8,000
Billing Cycle	12 Monthly Bill	10,000	1,000
Report Is For	History Billing Information	30,000	20,000
History Date Range	01/01/2018 To 01/31/2018	50,000	20,000
Print On Report	Number Of Services	999,999,999	999,999,999
Report Type	Break Down Consumption Brackets By Route		
Customer Type	Not Applicable		
Use Reading Factor	<input checked="" type="checkbox"/>		
Include Inactive Services	<input checked="" type="checkbox"/>		
Produce an exception report of all accounts with a consumption over	999,999,999		
Date Selection For Report	Posting		

	Usage Bracket		Number Of Services	Total Usage
Route 0003 Breakdown	0 To	0	3	0
	1 To	1,000	9	5,300
	1,001 To	9,000	37	149,200
	10,001 To	30,000	1	12,000
	50,001 To	999,999,999	1	672,300
Route 0003 Totals			51	838,800
Grand Totals			51	838,800

Knott County Water & Sewer Dis Consumption Analysis

Account Range	All Accounts	Limits	Increments
Service Type	WA Water	1,000	1,000
Rate Code	01 AL1 Alice Lloyd 3/4"	9,000	8,000
Billing Cycle	12 Monthly Bill	10,000	1,000
Report Is For	History Billing Information	30,000	20,000
History Date Range	02/01/2018 To 02/28/2018	50,000	20,000
Print On Report	Number Of Services	999,999,999	999,999,999
Report Type	Break Down Consumption Brackets By Route		
Customer Type	Not Applicable		
Use Reading Factor	<input checked="" type="checkbox"/>		
Include Inactive Services	<input checked="" type="checkbox"/>		
Produce an exception report of all accounts with a consumption over	999,999,999		
Date Selection For Report	Posting		

	Usage Bracket	Number Of Services	Total Usage
Route 0003 Breakdown	0 To 0	2	0
	1 To 1,000	7	4,100
	1,001 To 9,000	41	147,000
	50,001 To 999,999,999	1	322,400
Route 0003 Totals		51	473,500
Grand Totals		51	473,500

Knott County Water & Sewer Dis Consumption Analysis

Account Range	All Accounts	Limits	Increments
Service Type	WA Water	1,000	1,000
Rate Code	01 AL1 Alice Llyod 3/4"	9,000	8,000
Billing Cycle	12 Monthly Bill	10,000	1,000
Report Is For	History Billing Information	30,000	20,000
History Date Range	03/01/2018 To 03/31/2018	50,000	20,000
Print On Report	Number Of Services	999,999,999	999,999,999
Report Type	Break Down Consumption Brackets By Route		
Customer Type	Not Applicable		
Use Reading Factor	<input checked="" type="checkbox"/>		
Include Inactive Services	<input checked="" type="checkbox"/>		
Produce an exception report of all accounts with a consumption over	999,999,999		
Date Selection For Report	Posting		

	Usage Bracket	Number Of Services	Total Usage
Route 0003 Breakdown	0 To 0	2	0
	1 To 1,000	6	3,200
	1,001 To 9,000	42	140,200
	50,001 To 999,999,999	1	178,200
Route 0003 Totals		51	321,600
Grand Totals		51	321,600

Knott County Water & Sewer Dis Consumption Analysis

Account Range	All Accounts	Limits	Increments
Service Type	WA Water	1,000	1,000
Rate Code	01 AL1 Alice Llyod 3/4"	9,000	8,000
Billing Cycle	12 Monthly Bill	10,000	1,000
Report Is For	History Billing Information	30,000	20,000
History Date Range	04/01/2018 To 04/30/2018	50,000	20,000
Print On Report	Number Of Services	999,999,999	999,999,999
Report Type	Break Down Consumption Brackets By Route		
Customer Type	Not Applicable		
Use Reading Factor	<input checked="" type="checkbox"/>		
Include Inactive Services	<input checked="" type="checkbox"/>		
Produce an exception report of all accounts with a consumption over	999,999,999		
Date Selection For Report	Posting		

	Usage Bracket	Number Of Services	Total Usage
Route 0003 Breakdown	0 To 0	3	0
	1 To 1,000	7	3,100
	1,001 To 9,000	40	152,400
	50,001 To 999,999,999	1	211,300
Route 0003 Totals		51	366,800
Grand Totals		51	366,800

Knott County Water & Sewer Dis Consumption Analysis

Account Range	All Accounts	Limits	Increments
Service Type	WA Water	1,000	1,000
Rate Code	01 AL1 Alice Llyod 3/4"	9,000	8,000
Billing Cycle	12 Monthly Bill	10,000	1,000
Report Is For	History Billing Information	30,000	20,000
History Date Range	05/01/2018 To 05/31/2018	50,000	20,000
Print On Report	Number Of Services	999,999,999	999,999,999
Report Type	Break Down Consumption Brackets By Route		
Customer Type	Not Applicable		
Use Reading Factor	<input checked="" type="checkbox"/>		
Include Inactive Services	<input checked="" type="checkbox"/>		
Produce an exception report of all accounts with a consumption over	999,999,999		
Date Selection For Report	Posting		

	Usage Bracket		Number Of Services	Total Usage
Route 0003 Breakdown	0 To	0	3	0
	1 To	1,000	8	3,800
	1,001 To	9,000	39	125,700
	50,001 To	999,999,999	1	135,300
Route 0003 Totals			51	264,800
Grand Totals			51	264,800

Knott County Water & Sewer Dis Consumption Analysis

Account Range	All Accounts	Limits	Increments
Service Type	WA Water	1,000	1,000
Rate Code	01 AL1 Alice Llyod 3/4"	9,000	8,000
Billing Cycle	12 Monthly Bill	10,000	1,000
Report Is For	History Billing Information	30,000	20,000
History Date Range	06/01/2018 To 06/30/2018	50,000	20,000
Print On Report	Number Of Services	999,999,999	999,999,999
Report Type	Break Down Consumption Brackets By Route		
Customer Type	Not Applicable		
Use Reading Factor	<input checked="" type="checkbox"/>		
Include Inactive Services	<input checked="" type="checkbox"/>		
Produce an exception report of all accounts with a consumption over	999,999,999		
Date Selection For Report	Posting		

	Usage Bracket		Number Of Services	Total Usage
Route 0003 Breakdown	0 To	0	5	0
	1 To	1,000	12	4,900
	1,001 To	9,000	33	109,600
	30,001 To	50,000	1	41,900
Route 0003 Totals			51	156,400
Grand Totals			51	156,400

Knott County Water & Sewer Dis Consumption Analysis

Account Range	All Accounts	Limits	Increments
Service Type	WA Water	1,000	1,000
Rate Code	01 AL1 Alice Llyod 3/4"	9,000	8,000
Billing Cycle	12 Monthly Bill	10,000	1,000
Report Is For	History Billing Information	30,000	20,000
History Date Range	07/01/2018 To 07/31/2018	50,000	20,000
Print On Report	Number Of Services	999,999,999	999,999,999
Report Type	Break Down Consumption Brackets By Route		
Customer Type	Not Applicable		
Use Reading Factor	<input checked="" type="checkbox"/>		
Include Inactive Services	<input checked="" type="checkbox"/>		
Produce an exception report of all accounts with a consumption over	999,999,999		
Date Selection For Report	Posting		

	Usage Bracket		Number Of Services	Total Usage
Route 0003 Breakdown	0 To	0	9	0
	1 To	1,000	8	2,600
	1,001 To	9,000	33	126,700
	30,001 To	50,000	1	47,700
Route 0003 Totals			51	177,000
Grand Totals			51	177,000

Knott County Water & Sewer Dis Consumption Analysis

Account Range	All Accounts	Limits	Increments
Service Type	WA Water	1,000	1,000
Rate Code	01 AL1 Alice Llyod 3/4"	9,000	8,000
Billing Cycle	12 Monthly Bill	10,000	1,000
Report Is For	History Billing Information	30,000	20,000
History Date Range	08/01/2018 To 08/31/2018	50,000	20,000
Print On Report	Number Of Services	999,999,999	999,999,999
Report Type	Break Down Consumption Brackets By Route		
Customer Type	Not Applicable		
Use Reading Factor	<input checked="" type="checkbox"/>		
Include Inactive Services	<input checked="" type="checkbox"/>		
Produce an exception report of all accounts with a consumption over	999,999,999		
Date Selection For Report	Posting		

	Usage Bracket		Number Of Services	Total Usage
Route 0003 Breakdown	0 To	0	5	0
	1 To	1,000	10	5,400
	1,001 To	9,000	34	118,100
	10,001 To	30,000	1	14,100
	50,001 To	999,999,999	1	60,500
Route 0003 Totals			51	198,100
Grand Totals			51	198,100

Knott County Water & Sewer Dis Consumption Analysis

		Limits	Increments
Account Range	All Accounts		
Service Type	WA Water	1,000	1,000
Rate Code	01 AL1 Alice Llyod 3/4"	9,000	8,000
Billing Cycle	12 Monthly Bill	10,000	1,000
Report Is For	History Billing Information	30,000	20,000
History Date Range	09/01/2018 To 09/30/2018	50,000	20,000
Print On Report	Number Of Services	999,999,999	999,999,999
Report Type	Break Down Consumption Brackets By Route		
Customer Type	Not Applicable		
Use Reading Factor	<input checked="" type="checkbox"/>		
Include Inactive Services	<input checked="" type="checkbox"/>		
Produce an exception report of all accounts with a consumption over	999,999,999		
Date Selection For Report	Posting		

	Usage Bracket	Number Of Services	Total Usage
Route 0003 Breakdown	0 To 0	2	0
	1 To 1,000	6	3,200
	1,001 To 9,000	41	160,700
	10,001 To 30,000	1	13,200
	50,001 To 999,999,999	1	246,400
Route 0003 Totals		51	423,500
Grand Totals		51	423,500

Knott County Water & Sewer Dis Consumption Analysis

Account Range	All Accounts	Limits	Increments
Service Type	WA Water	1,000	1,000
Rate Code	01 AL1 Alice Llyod 3/4*	9,000	8,000
Billing Cycle	12 Monthly Bill	10,000	1,000
Report Is For	History Billing Information	30,000	20,000
History Date Range	10/01/2018 To 10/31/2018	50,000	20,000
Print On Report	Number Of Services	999,999,999	999,999,999
Report Type	Break Down Consumption Brackets By Route		
Customer Type	Not Applicable		
Use Reading Factor	<input checked="" type="checkbox"/>		
Include Inactive Services	<input checked="" type="checkbox"/>		
Produce an exception report of all accounts with a consumption over	999,999,999		
Date Selection For Report	Posting		

	Usage Bracket	Number Of Services	Total Usage
Route 0003 Breakdown	0 To 0	3	0
	1 To 1,000	5	2,500
	1,001 To 9,000	42	141,600
	50,001 To 999,999,999	1	199,500
Route 0003 Totals		51	343,600
Grand Totals		51	343,600

Knott County Water & Sewer Dis Consumption Analysis

Account Range	All Accounts	Limits	Increments
Service Type	WA Water	1,000	1,000
Rate Code	01 AL1 Alice Llyod 3/4"	9,000	8,000
Billing Cycle	12 Monthly Bill	10,000	1,000
Report Is For	History Billing Information	30,000	20,000
History Date Range	11/01/2018 To 11/30/2018	50,000	20,000
Print On Report	Number Of Services	999,999,999	999,999,999
Report Type	Break Down Consumption Brackets By Route		
Customer Type	Not Applicable		
Use Reading Factor	<input checked="" type="checkbox"/>		
Include Inactive Services	<input checked="" type="checkbox"/>		
Produce an exception report of all accounts with a consumption over	999,999,999		
Date Selection For Report	Posting		

	Usage Bracket		Number Of Services	Total Usage
Route 0003 Breakdown	0 To	0	3	0
	1 To	1,000	6	3,100
	1,001 To	9,000	40	147,100
	9,001 To	10,000	1	9,100
	50,001 To	999,999,999	1	208,200
Route 0003 Totals			<u>51</u>	<u>367,500</u>
Grand Totals			<u>51</u>	<u>367,500</u>

Knott County Water & Sewer Dis Consumption Analysis

Account Range	All Accounts	Limits	Increments
Service Type	WA Water	1,000	1,000
Rate Code	01 AL1 Alice Lloyd 3/4"	9,000	8,000
Billing Cycle	12 Monthly Bill	10,000	1,000
Report Is For	History Billing Information	30,000	20,000
History Date Range	12/01/2018 To 12/31/2018	50,000	20,000
Print On Report	Number Of Services	999,999,999	999,999,999
Report Type	Break Down Consumption Brackets By Route		
Customer Type	Not Applicable		
Use Reading Factor	<input checked="" type="checkbox"/>		
Include Inactive Services	<input checked="" type="checkbox"/>		
Produce an exception report of all accounts with a consumption over	999,999,999		
Date Selection For Report	Posting		

	Usage Bracket	Number Of Services	Total Usage
Route 0003 Breakdown	0 To 0	5	0
	1 To 1,000	5	2,500
	1,001 To 9,000	38	145,500
	10,001 To 30,000	2	29,900
	50,001 To 999,999,999	1	188,400
Route 0003 Totals		51	366,300
Grand Totals		51	366,300

Knott County Water & Sewer Dis Consumption Analysis

Account Range	All Accounts	Limits	Increments
Service Type	WA Water	1,000	1,000
Rate Code	52 C01 Commercial 1"	9,000	8,000
Billing Cycle	12 Monthly Bill	10,000	1,000
Report Is For	History Billing Information	30,000	20,000
History Date Range	01/01/2018 To 01/31/2018	50,000	20,000
Print On Report	Number Of Services	999,999,999	999,999,999
Report Type	Break Down Consumption Brackets By Route		
Customer Type	Not Applicable		
Use Reading Factor	<input checked="" type="checkbox"/>		
Include Inactive Services	<input checked="" type="checkbox"/>		
Produce an exception report of all accounts with a consumption over	999,999,999		
Date Selection For Report	Posting		

	Usage Bracket		Number Of Services	Total Usage
Route 0020 Breakdown	1 To	1,000	1	800
	1,001 To	9,000	1	2,400
	30,001 To	50,000	1	32,000
Route 0020 Totals			3	35,200
Grand Totals			3	35,200

Knott County Water & Sewer Dis Consumption Analysis

Account Range	All Accounts	Limits	Increments
Service Type	WA Water	1,000	1,000
Rate Code	52 C01 Commercial 1"	9,000	8,000
Billing Cycle	12 Monthly Bill	10,000	1,000
Report Is For	History Billing Information	30,000	20,000
History Date Range	02/01/2018 To 02/28/2018	50,000	20,000
Print On Report	Number Of Services	999,999,999	999,999,999
Report Type	Break Down Consumption Brackets By Route		
Customer Type	Not Applicable		
Use Reading Factor	<input checked="" type="checkbox"/>		
Include Inactive Services	<input checked="" type="checkbox"/>		
Produce an exception report of all accounts with a consumption over	999,999,999		
Date Selection For Report	Posting		

	Usage Bracket		Number Of Services	Total Usage
Route 0020 Breakdown	1 To	1,000	1	400
	1,001 To	9,000	1	3,000
	30,001 To	50,000	1	35,000
Route 0020 Totals			3	38,400
Grand Totals			3	38,400

Knott County Water & Sewer Dis Consumption Analysis

Account Range	All Accounts	Limits	Increments
Service Type	WA Water	1,000	1,000
Rate Code	52 C01 Commercial 1"	9,000	8,000
Billing Cycle	12 Monthly Bill	10,000	1,000
Report Is For	History Billing Information	30,000	20,000
History Date Range	03/01/2018 To 03/31/2018	50,000	20,000
Print On Report	Number Of Services	999,999,999	999,999,999
Report Type	Break Down Consumption Brackets By Route		
Customer Type	Not Applicable		
Use Reading Factor	<input checked="" type="checkbox"/>		
Include Inactive Services	<input checked="" type="checkbox"/>		
Produce an exception report of all accounts with a consumption over	999,999,999		
Date Selection For Report	Posting		

	Usage Bracket		Number Of Services	Total Usage
Route 0020 Breakdown	1	To 1,000	1	500
	1,001	To 9,000	1	2,500
	10,001	To 30,000	1	30,000
Route 0020 Totals			3	33,000
Grand Totals			3	33,000

Knott County Water & Sewer Dis Consumption Analysis

Account Range	All Accounts	Limits	Increments
Service Type	WA Water	1,000	1,000
Rate Code	52 C01 Commercial 1"	9,000	8,000
Billing Cycle	12 Monthly Bill	10,000	1,000
Report Is For	History Billing Information	30,000	20,000
History Date Range	04/01/2018 To 04/30/2018	50,000	20,000
Print On Report	Number Of Services	999,999,999	999,999,999
Report Type	Break Down Consumption Brackets By Route		
Customer Type	Not Applicable		
Use Reading Factor	<input checked="" type="checkbox"/>		
Include Inactive Services	<input checked="" type="checkbox"/>		
Produce an exception report of all accounts with a consumption over	999,999,999		
Date Selection For Report	Posting		

	Usage Bracket	Number Of Services	Total Usage
Route 0020 Breakdown	1 To 1,000	1	400
	1,001 To 9,000	1	2,600
	50,001 To 999,999,999	1	59,500
Route 0020 Totals		3	62,500
Grand Totals		3	62,500

Knott County Water & Sewer Dis Consumption Analysis

Account Range	All Accounts	Limits	Increments
Service Type	WA Water	1,000	1,000
Rate Code	52 C01 Commercial 1"	9,000	8,000
Billing Cycle	12 Monthly Bill	10,000	1,000
Report Is For	History Billing Information	30,000	20,000
History Date Range	05/01/2018 To 05/31/2018	50,000	20,000
Print On Report	Number Of Services	999,999,999	999,999,999
Report Type	Break Down Consumption Brackets By Route		
Customer Type	Not Applicable		
Use Reading Factor	<input checked="" type="checkbox"/>		
Include Inactive Services	<input checked="" type="checkbox"/>		
Produce an exception report of all accounts with a consumption over	999,999,999		
Date Selection For Report	Posting		

	Usage Bracket	Number Of Services	Total Usage
Route 0020 Breakdown	1 To 1,000	1	400
	1,001 To 9,000	1	3,300
	30,001 To 50,000	1	46,100
Route 0020 Totals		3	49,800
Grand Totals		3	49,800

Knott County Water & Sewer Dis Consumption Analysis

Account Range	All Accounts	Limits	Increments
Service Type	WA Water	1,000	1,000
Rate Code	52 C01 Commercial 1"	9,000	8,000
Billing Cycle	12 Monthly Bill	10,000	1,000
Report Is For	History Billing Information	30,000	20,000
History Date Range	06/01/2018 To 06/30/2018	50,000	20,000
Print On Report	Number Of Services	999,999,999	999,999,999
Report Type	Break Down Consumption Brackets By Route		
Customer Type	Not Applicable		
Use Reading Factor	<input checked="" type="checkbox"/>		
Include Inactive Services	<input checked="" type="checkbox"/>		
Produce an exception report of all accounts with a consumption over	999,999,999		
Date Selection For Report	Posting		

	Usage Bracket		Number Of Services	Total Usage
Route 0010 Breakdown	1 To	1,000	2	1,400
Route 0010 Totals			2	1,400
Route 0020 Breakdown	1 To	1,000	1	700
	1,001 To	9,000	1	1,800
	10,001 To	30,000	1	19,600
Route 0020 Totals			3	22,100
Grand Totals			5	23,500

Knott County Water & Sewer Dis Consumption Analysis

Account Range	All Accounts	Limits	Increments
Service Type	WA Water	1,000	1,000
Rate Code	52 C01 Commercial 1"	9,000	8,000
Billing Cycle	12 Monthly Bill	10,000	1,000
Report Is For	History Billing Information	30,000	20,000
History Date Range	07/01/2018 To 07/31/2018	50,000	20,000
Print On Report	Number Of Services	999,999,999	999,999,999
Report Type	Break Down Consumption Brackets By Route		
Customer Type	Not Applicable		
Use Reading Factor	<input checked="" type="checkbox"/>		
Include Inactive Services	<input checked="" type="checkbox"/>		
Produce an exception report of all accounts with a consumption over	999,999,999		
Date Selection For Report	Posting		

	Usage Bracket		Number Of Services	Total Usage
Route 0010 Breakdown	1 To	1,000	1	100
	1,001 To	9,000	1	3,800
Route 0010 Totals			2	3,900
Route 0020 Breakdown	1,001 To	9,000	2	3,000
	10,001 To	30,000	1	26,100
Route 0020 Totals			3	29,100
Grand Totals			5	33,000

Knott County Water & Sewer Dis Consumption Analysis

Account Range	All Accounts	Limits	Increments
Service Type	WA Water	1,000	1,000
Rate Code	52 C01 Commercial 1*	9,000	8,000
Billing Cycle	12 Monthly Bill	10,000	1,000
Report Is For	History Billing Information	30,000	20,000
History Date Range	08/01/2018 To 08/31/2018	50,000	20,000
Print On Report	Number Of Services	999,999,999	999,999,999
Report Type	Break Down Consumption Brackets By Route		
Customer Type	Not Applicable		
Use Reading Factor	<input checked="" type="checkbox"/>		
Include Inactive Services	<input checked="" type="checkbox"/>		
Produce an exception report of all accounts with a consumption over	999,999,999		
Date Selection For Report	Posting		

	Usage Bracket		Number Of Services	Total Usage
Route 0010 Breakdown	1,001 To	9,000	1	2,100
	30,001 To	50,000	1	45,000
Route 0010 Totals			2	47,100
Route 0020 Breakdown	1,001 To	9,000	2	3,500
	30,001 To	50,000	1	35,600
Route 0020 Totals			3	39,100
Grand Totals			5	86,200

Knott County Water & Sewer Dis Consumption Analysis

Account Range	All Accounts	Limits	Increments
Service Type	WA Water	1,000	1,000
Rate Code	All Rates	9,000	8,000
Billing Cycle	12 Monthly Bill	10,000	1,000
Report Is For	History Billing Information	30,000	20,000
History Date Range	09/01/2018 To 09/30/2018	50,000	20,000
Print On Report	Number Of Services	999,999,999	999,999,999
Report Type	Break Down Consumption Brackets By Route		
Customer Type	Not Applicable		
Use Reading Factor	<input checked="" type="checkbox"/>		
Include Inactive Services	<input checked="" type="checkbox"/>		
Produce an exception report of all accounts with a consumption over	999,999,999		
Date Selection For Report	Posting		

	Usage Bracket		Number Of Services	Total Usage
Route 0001 Breakdown	0 To	0	10	0
	1 To	1,000	31	16,394
	1,001 To	9,000	112	435,000
	9,001 To	10,000	3	28,400
	10,001 To	30,000	5	63,300
Route 0001 Totals			161	543,094
Route 0002 Breakdown	0 To	0	8	0
	1 To	1,000	14	9,200
	1,001 To	9,000	83	329,900
	9,001 To	10,000	1	10,000
	10,001 To	30,000	1	13,500
	50,001 To	999,999,999	1	61,400
Route 0002 Totals			108	424,000
Route 0003 Breakdown	0 To	0	2	0
	1 To	1,000	6	3,200
	1,001 To	9,000	42	163,200
	10,001 To	30,000	1	13,200
	50,001 To	999,999,999	1	246,400
Route 0003 Totals			52	426,000
Route 0004 Breakdown	0 To	0	38	0
	1 To	1,000	74	42,400
	1,001 To	9,000	388	1,304,000
	10,001 To	30,000	8	98,400
	50,001 To	999,999,999	2	215,100
Route 0004 Totals			510	1,659,900
Route 0005 Breakdown	0 To	0	17	0
	1 To	1,000	43	26,300
	1,001 To	9,000	252	812,200
	9,001 To	10,000	2	19,700
	10,001 To	30,000	13	168,100
	30,001 To	50,000	1	47,000
Route 0005 Totals			328	1,073,300
Route 0006 Breakdown	0 To	0	1	0
	1 To	1,000	3	1,000
	1,001 To	9,000	7	17,000

	Usage Bracket		Number Of Services	Total Usage
Route 0006 Totals			11	18,000
Route 0007 Breakdown	0 To	0	13	0
	1 To	1,000	23	11,900
	1,001 To	9,000	142	467,200
	9,001 To	10,000	1	9,200
	10,001 To	30,000	6	97,600
	30,001 To	50,000	1	39,000
Route 0007 Totals			186	624,900
Route 0008 Breakdown	0 To	0	2	0
	1 To	1,000	1	200
	1,001 To	9,000	15	63,800
	9,001 To	10,000	1	9,300
	10,001 To	30,000	1	11,000
Route 0008 Totals			20	84,300
Route 0009 Breakdown	0 To	0	35	0
	1 To	1,000	47	25,300
	1,001 To	9,000	342	1,207,600
	9,001 To	10,000	7	65,400
	10,001 To	30,000	9	120,700
Route 0009 Totals			440	1,419,000
Route 0010 Breakdown	0 To	0	11	0
	1 To	1,000	25	15,900
	1,001 To	9,000	129	451,700
	9,001 To	10,000	4	37,200
	10,001 To	30,000	3	57,800
	50,001 To	999,999,999	2	139,100
Route 0010 Totals			174	701,700
Route 0011 Breakdown	0 To	0	21	0
	1 To	1,000	58	34,701
	1,001 To	9,000	284	887,300
	9,001 To	10,000	3	28,400
	10,001 To	30,000	5	79,800
Route 0011 Totals			371	1,030,201
Route 0012 Breakdown	0 To	0	15	0
	1 To	1,000	32	15,400
	1,001 To	9,000	231	884,800
	9,001 To	10,000	4	37,400
	10,001 To	30,000	14	203,700
	30,001 To	50,000	1	35,200
Route 0012 Totals			297	1,176,500
Route 0013 Breakdown	1 To	1,000	3	1,300
	1,001 To	9,000	23	65,700
	50,001 To	999,999,999	1	64,100
Route 0013 Totals			27	131,100
Route 0014 Breakdown	0 To	0	15	0
	1 To	1,000	25	16,300
	1,001 To	9,000	171	553,100
	9,001 To	10,000	4	38,100
	10,001 To	30,000	8	102,800
	50,001 To	999,999,999	2	120,100
Route 0014 Totals			225	830,400

	Usage Bracket		Number Of Services	Total Usage
Route 0020 Breakdown	0 To	0	9	0
	1 To	1,000	2	500
	1,001 To	9,000	10	43,600
	9,001 To	10,000	1	9,500
	10,001 To	30,000	5	92,100
	30,001 To	50,000	3	137,800
	50,001 To	999,999,999	14	28,617,500
Route 0020 Totals			44	28,901,000
Route 0090 Breakdown	0 To	0	1	0
Route 0090 Totals			1	0
Grand Totals			2,955	39,043,395

Knott County Water & Sewer Dis Consumption Analysis

		Limits	Increments
Account Range	All Accounts	1,000	1,000
Service Type	WA Water	9,000	8,000
Rate Code	52 C01 Commercial 1*	10,000	1,000
Billing Cycle	12 Monthly Bill	30,000	20,000
Report Is For	History Billing Information	50,000	20,000
History Date Range	10/01/2018 To 10/31/2018	999,999,999	999,999,999
Print On Report	Number Of Services		
Report Type	Break Down Consumption Brackets By Route		
Customer Type	Not Applicable		
Use Reading Factor	<input checked="" type="checkbox"/>		
Include Inactive Services	<input checked="" type="checkbox"/>		
Produce an exception report of all accounts with a consumption over	999,999,999		
Date Selection For Report	Posting		

	Usage Bracket	Number Of Services	Total Usage
Route 0010 Breakdown	1 To 1,000	1	800
	50,001 To 999,999,999	1	67,300
Route 0010 Totals		2	68,100
Route 0020 Breakdown	1 To 1,000	1	500
	1,001 To 9,000	1	3,100
	50,001 To 999,999,999	1	53,100
Route 0020 Totals		3	56,700
Grand Totals		5	124,800

Knott County Water & Sewer Dis Consumption Analysis

Account Range	All Accounts	Limits	Increments
Service Type	WA Water	1,000	1,000
Rate Code	52 C01 Commercial 1"	9,000	8,000
Billing Cycle	12 Monthly Bill	10,000	1,000
Report Is For	History Billing Information	30,000	20,000
History Date Range	11/01/2018 To 11/30/2018	50,000	20,000
Print On Report	Number Of Services	999,999,999	999,999,999
Report Type	Break Down Consumption Brackets By Route		
Customer Type	Not Applicable		
Use Reading Factor	<input checked="" type="checkbox"/>		
Include Inactive Services	<input checked="" type="checkbox"/>		
Produce an exception report of all accounts with a consumption over	999,999,999		
Date Selection For Report	Posting		

	Usage Bracket		Number Of Services	Total Usage
Route 0010 Breakdown	1 To	1,000	1	900
	50,001 To	999,999,999	1	111,100
Route 0010 Totals			2	112,000
Route 0020 Breakdown	1 To	1,000	1	600
	1,001 To	9,000	1	3,700
	30,001 To	50,000	1	40,400
Route 0020 Totals			3	44,700
Grand Totals			5	156,700

Knott County Water & Sewer Dis Consumption Analysis

Account Range	All Accounts	Limits	Increments
Service Type	WA Water	1,000	1,000
Rate Code	52 C01 Commercial 1*	9,000	8,000
Billing Cycle	12 Monthly Bill	10,000	1,000
Report Is For	History Billing Information	30,000	20,000
History Date Range	12/01/2018 To 12/31/2018	50,000	20,000
Print On Report	Number Of Services	999,999,999	999,999,999
Report Type	Break Down Consumption Brackets By Route		
Customer Type	Not Applicable		
Use Reading Factor	<input checked="" type="checkbox"/>		
Include Inactive Services	<input checked="" type="checkbox"/>		
Produce an exception report of all accounts with a consumption over	999,999,999		
Date Selection For Report	Posting		

	Usage Bracket		Number Of Services	Total Usage
Route 0010 Breakdown	1,001 To	9,000	1	1,100
	30,001 To	50,000	1	32,600
Route 0010 Totals			2	33,700
Route 0020 Breakdown	1,001 To	9,000	2	5,200
	30,001 To	50,000	1	35,000
Route 0020 Totals			3	40,200
Grand Totals			5	73,900

Knott County Water & Sewer Dis Consumption Analysis

Account Range	All Accounts	Limits	Increments
Service Type	WA Water	1,000	1,000
Rate Code	07 C2 Commercial 2"	9,000	8,000
Billing Cycle	12 Monthly Bill	10,000	1,000
Report Is For	History Billing Information	30,000	20,000
History Date Range	01/01/2018 To 01/31/2018	50,000	20,000
Print On Report	Number Of Services	999,999,999	999,999,999
Report Type	Break Down Consumption Brackets By Route		
Customer Type	Not Applicable		
Use Reading Factor	<input checked="" type="checkbox"/>		
Include Inactive Services	<input checked="" type="checkbox"/>		
Produce an exception report of all accounts with a consumption over	999,999,999		
Date Selection For Report	Posting		

	Usage Bracket		Number Of Services	Total Usage
Route 0014 Breakdown	0 To	0	1	0
	1 To	1,000	1	600
Route 0014 Totals			2	600
Route 0020 Breakdown	0 To	0	4	0
	1,001 To	9,000	3	7,600
Route 0020 Totals			7	7,600
Grand Totals			9	8,200

Knott County Water & Sewer Dis Consumption Analysis

Account Range	All Accounts	Limits	Increments
Service Type	WA Water	1,000	1,000
Rate Code	07 C2 Commercial 2"	9,000	8,000
Billing Cycle	12 Monthly Bill	10,000	1,000
Report Is For	History Billing Information	30,000	20,000
History Date Range	02/01/2018 To 02/28/2018	50,000	20,000
Print On Report	Number Of Services	999,999,999	999,999,999
Report Type	Break Down Consumption Brackets By Route		
Customer Type	Not Applicable		
Use Reading Factor	<input checked="" type="checkbox"/>		
Include Inactive Services	<input checked="" type="checkbox"/>		
Produce an exception report of all accounts with a consumption over	999,999,999		
Date Selection For Report	Posting		

	Usage Bracket		Number Of Services	Total Usage
Route 0014 Breakdown	0 To	0	1	0
	1 To	1,000	1	800
Route 0014 Totals			2	800
Route 0020 Breakdown	0 To	0	4	0
	1,001 To	9,000	3	6,900
Route 0020 Totals			7	6,900
Grand Totals			9	7,700

Knott County Water & Sewer Dis Consumption Analysis

Account Range	All Accounts	Limits	Increments
Service Type	WA Water	1,000	1,000
Rate Code	07 C2 Commercial 2"	9,000	8,000
Billing Cycle	12 Monthly Bill	10,000	1,000
Report Is For	History Billing Information	30,000	20,000
History Date Range	03/01/2018 To 03/31/2018	50,000	20,000
Print On Report	Number Of Services	999,999,999	999,999,999
Report Type	Break Down Consumption Brackets By Route		
Customer Type	Not Applicable		
Use Reading Factor	<input checked="" type="checkbox"/>		
Include Inactive Services	<input checked="" type="checkbox"/>		
Produce an exception report of all accounts with a consumption over	999,999,999		
Date Selection For Report	Posting		

	Usage Bracket		Number Of Services	Total Usage
Route 0014 Breakdown	1,001 To	9,000	2	4,100
Route 0014 Totals			2	4,100
Route 0020 Breakdown	0 To	0	5	0
	1,001 To	9,000	1	1,900
	10,001 To	30,000	1	15,500
Route 0020 Totals			7	17,400
Grand Totals			9	21,500

Knott County Water & Sewer Dis Consumption Analysis

Account Range	All Accounts	Limits	Increments
Service Type	WA Water	1,000	1,000
Rate Code	07 C2 Commercial 2"	9,000	8,000
Billing Cycle	12 Monthly Bill	10,000	1,000
Report Is For	History Billing Information	30,000	20,000
History Date Range	04/01/2018 To 04/30/2018	50,000	20,000
Print On Report	Number Of Services	999,999,999	999,999,999
Report Type	Break Down Consumption Brackets By Route		
Customer Type	Not Applicable		
Use Reading Factor	<input checked="" type="checkbox"/>		
Include Inactive Services	<input checked="" type="checkbox"/>		
Produce an exception report of all accounts with a consumption over	999,999,999		
Date Selection For Report	Posting		

	Usage Bracket		Number Of Services	Total Usage
Route 0014 Breakdown	1,001 To	9,000	2	5,600
Route 0014 Totals			2	5,600
Route 0020 Breakdown	0 To	0	4	0
	1,001 To	9,000	3	16,600
Route 0020 Totals			7	16,600
Grand Totals			9	22,200

Knott County Water & Sewer Dis Consumption Analysis

Account Range	All Accounts	Limits	Increments
Service Type	WA Water	1,000	1,000
Rate Code	07 C2 Commercial 2"	9,000	8,000
Billing Cycle	12 Monthly Bill	10,000	1,000
Report Is For	History Billing Information	30,000	20,000
History Date Range	05/01/2018 To 05/31/2018	50,000	20,000
Print On Report	Number Of Services	999,999,999	999,999,999
Report Type	Break Down Consumption Brackets By Route		
Customer Type	Not Applicable		
Use Reading Factor	<input checked="" type="checkbox"/>		
Include Inactive Services	<input checked="" type="checkbox"/>		
Produce an exception report of all accounts with a consumption over	999,999,999		
Date Selection For Report	Posting		

	Usage Bracket		Number Of Services	Total Usage
Route 0014 Breakdown	1 To	1,000	1	500
	1,001 To	9,000	1	5,700
Route 0014 Totals			2	6,200
Route 0020 Breakdown	0 To	0	4	0
	1,001 To	9,000	2	8,000
	10,001 To	30,000	1	29,500
Route 0020 Totals			7	37,500
Grand Totals			9	43,700

Knott County Water & Sewer Dis Consumption Analysis

Account Range	All Accounts	Limits	Increments
Service Type	WA Water	1,000	1,000
Rate Code	07 C2 Commercial 2"	9,000	8,000
Billing Cycle	12 Monthly Bill	10,000	1,000
Report Is For	History Billing Information	30,000	20,000
History Date Range	06/01/2018 To 06/30/2018	50,000	20,000
Print On Report	Number Of Services	999,999,999	999,999,999
Report Type	Break Down Consumption Brackets By Route		
Customer Type	Not Applicable		
Use Reading Factor	<input checked="" type="checkbox"/>		
Include Inactive Services	<input checked="" type="checkbox"/>		
Produce an exception report of all accounts with a consumption over	999,999,999		
Date Selection For Report	Posting		

	Usage Bracket		Number Of Services	Total Usage
Route 0014 Breakdown	1 To	1,000	1	500
	1,001 To	9,000	1	8,400
Route 0014 Totals			2	8,900
Route 0020 Breakdown	0 To	0	3	0
	1,001 To	9,000	2	8,000
	10,001 To	30,000	1	24,300
	50,001 To	999,999,999	1	66,000
Route 0020 Totals			7	98,300
Grand Totals			9	107,200

Knott County Water & Sewer Dis Consumption Analysis

Account Range	All Accounts	Limits	Increments
Service Type	WA Water	1,000	1,000
Rate Code	07 C2 Commercial 2"	9,000	8,000
Billing Cycle	12 Monthly Bill	10,000	1,000
Report Is For	History Billing Information	30,000	20,000
History Date Range	07/01/2018 To 07/31/2018	50,000	20,000
Print On Report	Number Of Services	999,999,999	999,999,999
Report Type	Break Down Consumption Brackets By Route		
Customer Type	Not Applicable		
Use Reading Factor	<input checked="" type="checkbox"/>		
Include Inactive Services	<input checked="" type="checkbox"/>		
Produce an exception report of all accounts with a consumption over	999,999,999		
Date Selection For Report	Posting		

	Usage Bracket		Number Of Services	Total Usage
Route 0014 Breakdown	1 To	1,000	1	600
	1,001 To	9,000	1	8,000
Route 0014 Totals			2	8,600
Route 0020 Breakdown	0 To	0	3	0
	1,001 To	9,000	1	3,000
	10,001 To	30,000	1	14,600
	50,001 To	999,999,999	2	237,500
Route 0020 Totals			7	255,100
Grand Totals			9	263,700

Knott County Water & Sewer Dis Consumption Analysis

Account Range	All Accounts	Limits	Increments
Service Type	WA Water	1,000	1,000
Rate Code	07 C2 Commercial 2"	9,000	8,000
Billing Cycle	12 Monthly Bill	10,000	1,000
Report Is For	History Billing Information	30,000	20,000
History Date Range	08/01/2018 To 08/31/2018	50,000	20,000
Print On Report	Number Of Services	999,999,999	999,999,999
Report Type	Break Down Consumption Brackets By Route		
Customer Type	Not Applicable		
Use Reading Factor	<input checked="" type="checkbox"/>		
Include Inactive Services	<input checked="" type="checkbox"/>		
Produce an exception report of all accounts with a consumption over	999,999,999		
Date Selection For Report	Posting		

	Usage Bracket		Number Of Services	Total Usage
Route 0014 Breakdown	1 To	1,000	1	500
	10,001 To	30,000	1	10,600
Route 0014 Totals			2	11,100
Route 0020 Breakdown	0 To	0	3	0
	1,001 To	9,000	1	1,100
	10,001 To	30,000	1	18,700
	50,001 To	999,999,999	2	403,600
Route 0020 Totals			7	423,400
Grand Totals			9	434,500

Knott County Water & Sewer Dis Consumption Analysis

Account Range	All Accounts	Limits	Increments
Service Type	WA Water	1,000	1,000
Rate Code	07 C2 Commercial 2"	9,000	8,000
Billing Cycle	12 Monthly Bill	10,000	1,000
Report Is For	History Billing Information	30,000	20,000
History Date Range	09/01/2018 To 09/30/2018	50,000	20,000
Print On Report	Number Of Services	999,999,999	999,999,999
Report Type	Break Down Consumption Brackets By Route		
Customer Type	Not Applicable		
Use Reading Factor	<input checked="" type="checkbox"/>		
Include Inactive Services	<input checked="" type="checkbox"/>		
Produce an exception report of all accounts with a consumption over	999,999,999		
Date Selection For Report	Posting		

	Usage Bracket	Number Of Services	Total Usage
Route 0014 Breakdown	1 To 1,000	1	800
	50,001 To 999,999,999	1	52,300
Route 0014 Totals		2	53,100
Route 0020 Breakdown	0 To 0	3	0
	10,001 To 30,000	1	17,800
	30,001 To 50,000	1	47,200
	50,001 To 999,999,999	2	115,100
Route 0020 Totals		7	180,100
Grand Totals		9	233,200

Knott County Water & Sewer Dis Consumption Analysis

Account Range	All Accounts	Limits	Increments
Service Type	WA Water	1,000	1,000
Rate Code	07 C2 Commercial 2"	9,000	8,000
Billing Cycle	12 Monthly Bill	10,000	1,000
Report Is For	History Billing Information	30,000	20,000
History Date Range	10/01/2018 To 10/31/2018	50,000	20,000
Print On Report	Number Of Services	999,999,999	999,999,999
Report Type	Break Down Consumption Brackets By Route		
Customer Type	Not Applicable		
Use Reading Factor	<input checked="" type="checkbox"/>		
Include Inactive Services	<input checked="" type="checkbox"/>		
Produce an exception report of all accounts with a consumption over	999,999,999		
Date Selection For Report	Posting		

	Usage Bracket	Number Of Services	Total Usage
Route 0014 Breakdown	1,001 To 9,000	2	5,600
Route 0014 Totals		2	5,600
Route 0020 Breakdown	0 To 0	3	0
	10,001 To 30,000	3	65,500
	50,001 To 999,999,999	1	62,300
Route 0020 Totals		7	127,800
Grand Totals		9	133,400

Knott County Water & Sewer Dis Consumption Analysis

Account Range	All Accounts	Limits	Increments
Service Type	WA Water	1,000	1,000
Rate Code	07 C2 Commercial 2"	9,000	8,000
Billing Cycle	12 Monthly Bill	10,000	1,000
Report Is For	History Billing Information	30,000	20,000
History Date Range	11/01/2018 To 11/30/2018	50,000	20,000
Print On Report	Number Of Services	999,999,999	999,999,999
Report Type	Break Down Consumption Brackets By Route		
Customer Type	Not Applicable		
Use Reading Factor	<input checked="" type="checkbox"/>		
Include Inactive Services	<input checked="" type="checkbox"/>		
Produce an exception report of all accounts with a consumption over	999,999,999		
Date Selection For Report	Posting		

	Usage Bracket		Number Of Services	Total Usage
Route 0014 Breakdown	1,001 To	9,000	2	3,200
Route 0014 Totals			2	3,200
Route 0020 Breakdown	0 To	0	3	0
	10,001 To	30,000	2	23,800
	30,001 To	50,000	1	35,300
	50,001 To	999,999,999	1	120,900
Route 0020 Totals			7	180,000
Grand Totals			9	183,200

Knott County Water & Sewer Dis Consumption Analysis

Account Range	All Accounts	Limits	Increments
Service Type	WA Water	1,000	1,000
Rate Code	07 C2 Commercial 2"	9,000	8,000
Billing Cycle	12 Monthly Bill	10,000	1,000
Report Is For	History Billing Information	30,000	20,000
History Date Range	12/01/2018 To 12/31/2018	50,000	20,000
Print On Report	Number Of Services	999,999,999	999,999,999
Report Type	Break Down Consumption Brackets By Route		
Customer Type	Not Applicable		
Use Reading Factor	<input checked="" type="checkbox"/>		
Include Inactive Services	<input checked="" type="checkbox"/>		
Produce an exception report of all accounts with a consumption over	999,999,999		
Date Selection For Report	Posting		

	Usage Bracket		Number Of Services	Total Usage
Route 0014 Breakdown	1,001 To	9,000	2	2,400
Route 0014 Totals			2	2,400
Route 0020 Breakdown	0 To	0	3	0
	1,001 To	9,000	1	3,600
	10,001 To	30,000	2	24,000
	30,001 To	50,000	1	49,600
Route 0020 Totals			7	77,200
Grand Totals			9	79,600

Knott County Water & Sewer Dis Consumption Analysis

Account Range	All Accounts	Limits	Increments
Service Type	WA Water	1,000	1,000
Rate Code	08 C3 Commercial 3"	9,000	8,000
Billing Cycle	12 Monthly Bill	10,000	1,000
Report Is For	History Billing Information	30,000	20,000
History Date Range	01/01/2018 To 01/31/2018	50,000	20,000
Print On Report	Number Of Services	999,999,999	999,999,999
Report Type	Break Down Consumption Brackets By Route		
Customer Type	Not Applicable		
Use Reading Factor	<input checked="" type="checkbox"/>		
Include Inactive Services	<input checked="" type="checkbox"/>		
Produce an exception report of all accounts with a consumption over	999,999,999		
Date Selection For Report	Posting		

	Usage Bracket	Number Of Services	Total Usage
Route 0020 Breakdown	30,001 To 50,000	1	42,400
	50,001 To 999,999,999	1	195,700
Route 0020 Totals		2	238,100
Grand Totals		2	238,100

Knott County Water & Sewer Dis Consumption Analysis

Account Range	All Accounts	Limits	Increments
Service Type	WA Water	1,000	1,000
Rate Code	08 C3 Commercial 3*	9,000	8,000
Billing Cycle	12 Monthly Bill	10,000	1,000
Report Is For	History Billing Information	30,000	20,000
History Date Range	02/01/2018 To 02/28/2018	50,000	20,000
Print On Report	Number Of Services	999,999,999	999,999,999
Report Type	Break Down Consumption Brackets By Route		
Customer Type	Not Applicable		
Use Reading Factor	<input checked="" type="checkbox"/>		
Include Inactive Services	<input checked="" type="checkbox"/>		
Produce an exception report of all accounts with a consumption over	999,999,999		
Date Selection For Report	Posting		

	Usage Bracket	Number Of Services	Total Usage
Route 0020 Breakdown	50,001 To 999,999,999	2	210,200
Route 0020 Totals		2	210,200
Grand Totals		2	210,200

Knott County Water & Sewer Dis Consumption Analysis

Account Range	All Accounts	Limits	Increments
Service Type	WA Water	1,000	1,000
Rate Code	08 C3 Commercial 3"	9,000	8,000
Billing Cycle	12 Monthly Bill	10,000	1,000
Report Is For	History Billing Information	30,000	20,000
History Date Range	03/01/2018 To 03/31/2018	50,000	20,000
Print On Report	Number Of Services	999,999,999	999,999,999
Report Type	Break Down Consumption Brackets By Route		
Customer Type	Not Applicable		
Use Reading Factor	<input checked="" type="checkbox"/>		
Include Inactive Services	<input checked="" type="checkbox"/>		
Produce an exception report of all accounts with a consumption over	999,999,999		
Date Selection For Report	Posting		

	Usage Bracket		Number Of Services	Total Usage
Route 0020 Breakdown	30,001 To	50,000	1	48,600
	50,001 To	999,999,999	1	58,000
Route 0020 Totals			2	106,600
Grand Totals			2	106,600

Knott County Water & Sewer Dis Consumption Analysis

Account Range	All Accounts	Limits	Increments
Service Type	WA Water	1,000	1,000
Rate Code	08 C3 Commercial 3"	9,000	8,000
Billing Cycle	12 Monthly Bill	10,000	1,000
Report Is For	History Billing Information	30,000	20,000
History Date Range	04/01/2018 To 04/30/2018	50,000	20,000
Print On Report	Number Of Services	999,999,999	999,999,999
Report Type	Break Down Consumption Brackets By Route		
Customer Type	Not Applicable		
Use Reading Factor	<input checked="" type="checkbox"/>		
Include Inactive Services	<input checked="" type="checkbox"/>		
Produce an exception report of all accounts with a consumption over	999,999,999		
Date Selection For Report	Posting		

	Usage Bracket	Number Of Services	Total Usage
Route 0020 Breakdown	30,001 To 50,000	1	47,300
	50,001 To 999,999,999	1	258,500
Route 0020 Totals		2	305,800
Grand Totals		2	305,800

Knott County Water & Sewer Dis Consumption Analysis

Account Range	All Accounts	Limits	Increments
Service Type	WA Water	1,000	1,000
Rate Code	08 C3 Commercial 3"	9,000	8,000
Billing Cycle	12 Monthly Bill	10,000	1,000
Report Is For	History Billing Information	30,000	20,000
History Date Range	05/01/2018 To 05/31/2018	50,000	20,000
Print On Report	Number Of Services	999,999,999	999,999,999
Report Type	Break Down Consumption Brackets By Route		
Customer Type	Not Applicable		
Use Reading Factor	<input checked="" type="checkbox"/>		
Include Inactive Services	<input checked="" type="checkbox"/>		
Produce an exception report of all accounts with a consumption over	999,999,999		
Date Selection For Report	Posting		

	Usage Bracket	Number Of Services	Total Usage
Route 0020 Breakdown	50,001 To 999,999,999	2	220,800
Route 0020 Totals		2	220,800
Grand Totals		2	220,800

Knott County Water & Sewer Dis Consumption Analysis

Account Range	All Accounts	Limits	Increments
Service Type	WA Water	1,000	1,000
Rate Code	08 C3 Commercial 3"	9,000	8,000
Billing Cycle	12 Monthly Bill	10,000	1,000
Report Is For	History Billing Information	30,000	20,000
History Date Range	06/01/2018 To 06/30/2018	50,000	20,000
Print On Report	Number Of Services	999,999,999	999,999,999
Report Type	Break Down Consumption Brackets By Route		
Customer Type	Not Applicable		
Use Reading Factor	<input checked="" type="checkbox"/>		
Include Inactive Services	<input checked="" type="checkbox"/>		
Produce an exception report of all accounts with a consumption over	999,999,999		
Date Selection For Report	Posting		

	Usage Bracket	Number Of Services	Total Usage
Route 0020 Breakdown	30,001 To 50,000	1	47,500
	50,001 To 999,999,999	1	99,600
Route 0020 Totals		2	147,100
Grand Totals		2	147,100

Knott County Water & Sewer Dis Consumption Analysis

Account Range	All Accounts	Limits	Increments
Service Type	WA Water	1,000	1,000
Rate Code	08 C3 Commercial 3*	9,000	8,000
Billing Cycle	12 Monthly Bill	10,000	1,000
Report Is For	History Billing Information	30,000	20,000
History Date Range	07/01/2018 To 07/31/2018	50,000	20,000
Print On Report	Number Of Services	999,999,999	999,999,999
Report Type	Break Down Consumption Brackets By Route		
Customer Type	Not Applicable		
Use Reading Factor	<input checked="" type="checkbox"/>		
Include Inactive Services	<input checked="" type="checkbox"/>		
Produce an exception report of all accounts with a consumption over	999,999,999		
Date Selection For Report	Posting		

	Usage Bracket	Number Of Services	Total Usage
Route 0020 Breakdown	50,001 To 999,999,999	2	197,600
Route 0020 Totals		2	197,600
Grand Totals		2	197,600

Knott County Water & Sewer Dis Consumption Analysis

Account Range	All Accounts	Limits	Increments
Service Type	WA Water	1,000	1,000
Rate Code	08 C3 Commercial 3"	9,000	8,000
Billing Cycle	12 Monthly Bill	10,000	1,000
Report Is For	History Billing Information	30,000	20,000
History Date Range	08/01/2018 To 08/31/2018	50,000	20,000
Print On Report	Number Of Services	999,999,999	999,999,999
Report Type	Break Down Consumption Brackets By Route		
Customer Type	Not Applicable		
Use Reading Factor	<input checked="" type="checkbox"/>		
Include Inactive Services	<input checked="" type="checkbox"/>		
Produce an exception report of all accounts with a consumption over	999,999,999		
Date Selection For Report	Posting		

	Usage Bracket	Number Of Services	Total Usage
Route 0020 Breakdown	30,001 To 50,000	1	45,800
	50,001 To 999,999,999	1	133,100
Route 0020 Totals		2	178,900
Grand Totals		2	178,900

Knott County Water & Sewer Dis Consumption Analysis

Account Range	All Accounts	Limits	Increments
Service Type	WA Water	1,000	1,000
Rate Code	08 C3 Commercial 3*	9,000	8,000
Billing Cycle	12 Monthly Bill	10,000	1,000
Report Is For	History Billing Information	30,000	20,000
History Date Range	09/01/2018 To 09/30/2018	50,000	20,000
Print On Report	Number Of Services	999,999,999	999,999,999
Report Type	Break Down Consumption Brackets By Route		
Customer Type	Not Applicable		
Use Reading Factor	<input checked="" type="checkbox"/>		
Include Inactive Services	<input checked="" type="checkbox"/>		
Produce an exception report of all accounts with a consumption over	999,999,999		
Date Selection For Report	Posting		

	Usage Bracket	Number Of Services	Total Usage
Route 0020 Breakdown	30,001 To 50,000	1	46,900
	50,001 To 999,999,999	1	152,700
Route 0020 Totals		2	199,600
Grand Totals		2	199,600

Knott County Water & Sewer Dis Consumption Analysis

Account Range	All Accounts	Limits	Increments
Service Type	WA Water	1,000	1,000
Rate Code	08 C3 Commercial 3"	9,000	8,000
Billing Cycle	12 Monthly Bill	10,000	1,000
Report Is For	History Billing Information	30,000	20,000
History Date Range	10/01/2018 To 10/31/2018	50,000	20,000
Print On Report	Number Of Services	999,999,999	999,999,999
Report Type	Break Down Consumption Brackets By Route		
Customer Type	Not Applicable		
Use Reading Factor	<input checked="" type="checkbox"/>		
Include Inactive Services	<input checked="" type="checkbox"/>		
Produce an exception report of all accounts with a consumption over	999,999,999		
Date Selection For Report	Posting		

	Usage Bracket	Number Of Services	Total Usage
Route 0020 Breakdown	30,001 To 50,000	1	49,600
	50,001 To 999,999,999	1	145,000
Route 0020 Totals		2	194,600
Grand Totals		2	194,600

Knott County Water & Sewer Dis Consumption Analysis

Account Range	All Accounts	Limits	Increments
Service Type	WA Water	1,000	1,000
Rate Code	08 C3 Commercial 3"	9,000	8,000
Billing Cycle	12 Monthly Bill	10,000	1,000
Report Is For	History Billing Information	30,000	20,000
History Date Range	11/01/2018 To 11/30/2018	50,000	20,000
Print On Report	Number Of Services	999,999,999	999,999,999
Report Type	Break Down Consumption Brackets By Route		
Customer Type	Not Applicable		
Use Reading Factor	<input checked="" type="checkbox"/>		
Include Inactive Services	<input checked="" type="checkbox"/>		
Produce an exception report of all accounts with a consumption over	999,999,999		
Date Selection For Report	Posting		

	Usage Bracket	Number Of Services	Total Usage
Route 0020 Breakdown	50,001 To 999,999,999	2	235,000
Route 0020 Totals		2	235,000
Grand Totals		2	235,000

Knott County Water & Sewer Dis Consumption Analysis

Account Range	All Accounts	Limits	Increments
Service Type	WA Water	1,000	1,000
Rate Code	08 C3 Commercial 3"	9,000	8,000
Billing Cycle	12 Monthly Bill	10,000	1,000
Report Is For	History Billing Information	30,000	20,000
History Date Range	12/01/2018 To 12/31/2018	50,000	20,000
Print On Report	Number Of Services	999,999,999	999,999,999
Report Type	Break Down Consumption Brackets By Route		
Customer Type	Not Applicable		
Use Reading Factor	<input checked="" type="checkbox"/>		
Include Inactive Services	<input checked="" type="checkbox"/>		
Produce an exception report of all accounts with a consumption over	999,999,999		
Date Selection For Report	Posting		

	Usage Bracket	Number Of Services	Total Usage
Route 0020 Breakdown	30,001 To 50,000	1	46,300
	50,001 To 999,999,999	1	206,700
Route 0020 Totals		2	253,000
Grand Totals		2	253,000

Knott County Water & Sewer Dis Consumption Analysis

Item 4
Page 79 of 174
Witnesses: Kyle Smith and Alan Vilines

Account Range All Accounts
Service Type WA Water
Rate Code 06 C1 Commercial 3/4*
Billing Cycle 12 Monthly Bill
Report Is For History Billing Information
History Date Range 01/01/2018 To 01/31/2018
Print On Report Number Of Services
Report Type Break Down Consumption Brackets By Route
Customer Type Not Applicable
Use Reading Factor ☒
Include Inactive Services ☒
Produce an exception report of all
accounts with a consumption over 999,999,999
Date Selection For Report Posting

Limits	Increments
1,000	1,000
9,000	8,000
10,000	1,000
30,000	20,000
50,000	20,000
999,999,999	999,999,999

	Usage Bracket		Number Of Services	Total Usage
Route 0001 Breakdown	0 To	0	1	0
	1,001 To	9,000	1	4,900
Route 0001 Totals			2	4,900
Route 0004 Breakdown	1 To	1,000	1	400
	1,001 To	9,000	3	15,300
Route 0004 Totals			4	15,700
Route 0009 Breakdown	1 To	1,000	1	300
	1,001 To	9,000	1	3,800
Route 0009 Totals			2	4,100
Route 0010 Breakdown	0 To	0	1	0
	1 To	1,000	2	1,500
	1,001 To	9,000	6	17,500
	9,001 To	10,000	2	19,600
Route 0010 Totals			11	38,600
Route 0011 Breakdown	1 To	1,000	1	100
Route 0011 Totals			1	100
Route 0013 Breakdown	1,001 To	9,000	1	2,500
Route 0013 Totals			1	2,500
Route 0014 Breakdown	0 To	0	1	0
	1 To	1,000	2	1,300
Route 0014 Totals			3	1,300
Grand Totals			24	67,200

Knott County Water & Sewer Dis Consumption Analysis

Account Range	All Accounts	Limits	Increments
Service Type	WA Water	1,000	1,000
Rate Code	06 C1 Commercial 3/4"	9,000	8,000
Billing Cycle	12 Monthly Bill	10,000	1,000
Report Is For	History Billing Information	30,000	20,000
History Date Range	02/01/2018 To 02/28/2018	50,000	20,000
Print On Report	Number Of Services	999,999,999	999,999,999
Report Type	Break Down Consumption Brackets By Route		
Customer Type	Not Applicable		
Use Reading Factor	<input checked="" type="checkbox"/>		
Include Inactive Services	<input checked="" type="checkbox"/>		
Produce an exception report of all accounts with a consumption over	999,999,999		
Date Selection For Report	Posting		

	Usage Bracket		Number Of Services		Total Usage
Route 0001 Breakdown	1 To	1,000	1		100
	1,001 To	9,000	1		3,900
Route 0001 Totals			2		4,000
Route 0004 Breakdown	1,001 To	9,000	4		19,000
Route 0004 Totals			4		19,000
Route 0009 Breakdown	1 To	1,000	1		300
	1,001 To	9,000	1		2,400
Route 0009 Totals			2		2,700
Route 0010 Breakdown	0 To	0	2		0
	1 To	1,000	4		3,100
	1,001 To	9,000	5		18,200
Route 0010 Totals			11		21,300
Route 0011 Breakdown	0 To	0	1		0
Route 0011 Totals			1		0
Route 0013 Breakdown	1,001 To	9,000	1		2,100
Route 0013 Totals			1		2,100
Route 0014 Breakdown	0 To	0	1		0
	1 To	1,000	1		500
	1,001 To	9,000	1		1,100
Route 0014 Totals			3		1,600
Grand Totals			24		50,700

Knott County Water & Sewer Dis Consumption Analysis

Account Range	All Accounts	Limits	Increments
Service Type	WA Water	1,000	1,000
Rate Code	06 C1 Commercial 3/4"	9,000	8,000
Billing Cycle	12 Monthly Bill	10,000	1,000
Report Is For	History Billing Information	30,000	20,000
History Date Range	03/01/2018 To 03/31/2018	50,000	20,000
Print On Report	Number Of Services	999,999,999	999,999,999
Report Type	Break Down Consumption Brackets By Route		
Customer Type	Not Applicable		
Use Reading Factor	<input checked="" type="checkbox"/>		
Include Inactive Services	<input checked="" type="checkbox"/>		
Produce an exception report of all accounts with a consumption over	999,999,999		
Date Selection For Report	Posting		

	Usage Bracket		Number Of Services	Total Usage
Route 0001 Breakdown	0 To	0	1	0
	1,001 To	9,000	1	3,500
Route 0001 Totals			2	3,500
Route 0004 Breakdown	1 To	1,000	1	1,000
	1,001 To	9,000	3	13,600
Route 0004 Totals			4	14,600
Route 0009 Breakdown	1 To	1,000	1	300
	1,001 To	9,000	1	2,600
Route 0009 Totals			2	2,900
Route 0010 Breakdown	0 To	0	1	0
	1 To	1,000	3	1,700
	1,001 To	9,000	6	15,000
	10,001 To	30,000	1	19,600
Route 0010 Totals			11	36,300
Route 0011 Breakdown	1 To	1,000	1	100
Route 0011 Totals			1	100
Route 0013 Breakdown	1,001 To	9,000	1	2,500
Route 0013 Totals			1	2,500
Route 0014 Breakdown	0 To	0	1	0
	1 To	1,000	1	700
	1,001 To	9,000	1	1,200
Route 0014 Totals			3	1,900
Grand Totals			24	61,800

Knott County Water & Sewer Dis Consumption Analysis

Account Range	All Accounts	Limits	Increments
Service Type	WA Water	1,000	1,000
Rate Code	06 C1 Commercial 3/4"	9,000	8,000
Billing Cycle	12 Monthly Bill	10,000	1,000
Report Is For	History Billing Information	30,000	20,000
History Date Range	04/01/2018 To 04/30/2018	50,000	20,000
Print On Report	Number Of Services	999,999,999	999,999,999
Report Type	Break Down Consumption Brackets By Route		
Customer Type	Not Applicable		
Use Reading Factor	<input checked="" type="checkbox"/>		
Include Inactive Services	<input checked="" type="checkbox"/>		
Produce an exception report of all accounts with a consumption over	999,999,999		
Date Selection For Report	Posting		

	Usage Bracket		Number Of Services	Total Usage
Route 0001 Breakdown	0 To	0	1	0
	1,001 To	9,000	1	4,000
Route 0001 Totals			2	4,000
Route 0004 Breakdown	1 To	1,000	1	800
	1,001 To	9,000	3	14,500
Route 0004 Totals			4	15,300
Route 0009 Breakdown	1,001 To	9,000	2	4,600
Route 0009 Totals			2	4,600
Route 0010 Breakdown	0 To	0	1	0
	1 To	1,000	2	1,200
	1,001 To	9,000	7	22,000
	10,001 To	30,000	1	17,200
Route 0010 Totals			11	40,400
Route 0011 Breakdown	0 To	0	1	0
Route 0011 Totals			1	0
Route 0013 Breakdown	1,001 To	9,000	1	2,900
Route 0013 Totals			1	2,900
Route 0014 Breakdown	1 To	1,000	1	600
	1,001 To	9,000	2	3,700
Route 0014 Totals			3	4,300
Grand Totals			24	71,500

Knott County Water & Sewer Dis Consumption Analysis

Account Range	All Accounts	Limits	Increments
Service Type	WA Water	1,000	1,000
Rate Code	06 C1 Commercial 3/4"	9,000	8,000
Billing Cycle	12 Monthly Bill	10,000	1,000
Report Is For	History Billing Information	30,000	20,000
History Date Range	05/01/2018 To 05/31/2018	50,000	20,000
Print On Report	Number Of Services	999,999,999	999,999,999
Report Type	Break Down Consumption Brackets By Route		
Customer Type	Not Applicable		
Use Reading Factor	<input checked="" type="checkbox"/>		
Include Inactive Services	<input checked="" type="checkbox"/>		
Produce an exception report of all accounts with a consumption over	999,999,999		
Date Selection For Report	Posting		

	Usage Bracket		Number Of Services	Total Usage
Route 0001 Breakdown	1 To	1,000	1	100
	1,001 To	9,000	1	3,800
Route 0001 Totals			2	3,900
Route 0004 Breakdown	1 To	1,000	1	200
	1,001 To	9,000	3	11,500
Route 0004 Totals			4	11,700
Route 0009 Breakdown	1 To	1,000	1	800
	1,001 To	9,000	1	2,500
Route 0009 Totals			2	3,300
Route 0010 Breakdown	0 To	0	1	0
	1 To	1,000	5	3,800
	1,001 To	9,000	4	14,400
	10,001 To	30,000	1	14,500
Route 0010 Totals			11	32,700
Route 0011 Breakdown	1 To	1,000	1	100
Route 0011 Totals			1	100
Route 0013 Breakdown	1,001 To	9,000	1	5,400
Route 0013 Totals			1	5,400
Route 0014 Breakdown	1 To	1,000	2	1,800
	10,001 To	30,000	1	11,400
Route 0014 Totals			3	13,200
Grand Totals			24	70,300

Knott County Water & Sewer Dis Consumption Analysis

Account Range	All Accounts	Limits	Increments
Service Type	WA Water	1,000	1,000
Rate Code	06 C1 Commercial 3/4"	9,000	8,000
Billing Cycle	12 Monthly Bill	10,000	1,000
Report Is For	History Billing Information	30,000	20,000
History Date Range	06/01/2018 To 06/30/2018	50,000	20,000
Print On Report	Number Of Services	999,999,999	999,999,999
Report Type	Break Down Consumption Brackets By Route		
Customer Type	Not Applicable		
Use Reading Factor	<input checked="" type="checkbox"/>		
Include Inactive Services	<input checked="" type="checkbox"/>		
Produce an exception report of all accounts with a consumption over	999,999,999		
Date Selection For Report	Posting		

	Usage Bracket		Number Of Services	Total Usage
Route 0001 Breakdown	1 To	1,000	1	100
	1,001 To	9,000	1	3,800
Route 0001 Totals			2	3,900
Route 0004 Breakdown	1,001 To	9,000	4	16,300
Route 0004 Totals			4	16,300
Route 0009 Breakdown	1,001 To	9,000	2	4,200
Route 0009 Totals			2	4,200
Route 0010 Breakdown	0 To	0	1	0
	1 To	1,000	6	4,800
	1,001 To	9,000	3	14,600
	30,001 To	50,000	1	38,800
Route 0010 Totals			11	58,200
Route 0011 Breakdown	1 To	1,000	1	300
Route 0011 Totals			1	300
Route 0013 Breakdown	1,001 To	9,000	1	5,500
Route 0013 Totals			1	5,500
Route 0014 Breakdown	1 To	1,000	1	700
	1,001 To	9,000	1	1,300
	10,001 To	30,000	1	19,700
Route 0014 Totals			3	21,700
Grand Totals			24	110,100

Knott County Water & Sewer Dis Consumption Analysis

Account Range	All Accounts	Limits	Increments
Service Type	WA Water	1,000	1,000
Rate Code	06 C1 Commercial 3/4"	9,000	8,000
Billing Cycle	12 Monthly Bill	10,000	1,000
Report Is For	History Billing Information	30,000	20,000
History Date Range	07/01/2018 To 07/31/2018	50,000	20,000
Print On Report	Number Of Services	999,999,999	999,999,999
Report Type	Break Down Consumption Brackets By Route		
Customer Type	Not Applicable		
Use Reading Factor	<input checked="" type="checkbox"/>		
Include Inactive Services	<input checked="" type="checkbox"/>		
Produce an exception report of all accounts with a consumption over	999,999,999		
Date Selection For Report	Posting		

	Usage Bracket		Number Of Services	Total Usage
Route 0001 Breakdown	1 To	1,000	1	300
	1,001 To	9,000	1	6,600
Route 0001 Totals			2	6,900
Route 0004 Breakdown	1,001 To	9,000	3	10,200
	9,001 To	10,000	1	9,400
Route 0004 Totals			4	19,600
Route 0009 Breakdown	1 To	1,000	1	400
	1,001 To	9,000	1	3,300
Route 0009 Totals			2	3,700
Route 0010 Breakdown	0 To	0	1	0
	1 To	1,000	4	2,700
	1,001 To	9,000	4	6,200
	9,001 To	10,000	1	9,500
	50,001 To	999,999,999	1	50,100
Route 0010 Totals			11	68,500
Route 0011 Breakdown	0 To	0	1	0
Route 0011 Totals			1	0
Route 0013 Breakdown	1,001 To	9,000	1	7,100
Route 0013 Totals			1	7,100
Route 0014 Breakdown	1 To	1,000	2	1,400
	10,001 To	30,000	1	26,700
Route 0014 Totals			3	28,100
Grand Totals			24	133,900

Knott County Water & Sewer Dis Consumption Analysis

Account Range All Accounts
Service Type WA Water
Rate Code 06 C1 Commercial 3/4"
Billing Cycle 12 Monthly Bill
Report Is For History Billing Information
History Date Range 09/01/2018 To 09/30/2018
Print On Report Number Of Services
Report Type Break Down Consumption Brackets By Route
Customer Type Not Applicable
Use Reading Factor ☒
Include Inactive Services ☒
Produce an exception report of all accounts with a consumption over 999,999,999
Date Selection For Report Posting

Limits	Increments
1,000	1,000
9,000	8,000
10,000	1,000
30,000	20,000
50,000	20,000
999,999,999	999,999,999

	Usage Bracket	Number Of Services	Total Usage
Route 0001 Breakdown	1 To 1,000	1	300
	1,001 To 9,000	1	4,700
Route 0001 Totals		2	5,000
Route 0004 Breakdown	0 To 0	1	0
	1,001 To 9,000	3	14,400
Route 0004 Totals		4	14,400
Route 0009 Breakdown	1,001 To 9,000	2	11,400
Route 0009 Totals		2	11,400
Route 0010 Breakdown	0 To 0	1	0
	1 To 1,000	6	4,500
	1,001 To 9,000	3	14,100
	50,001 To 999,999,999	1	77,600
Route 0010 Totals		11	96,200
Route 0011 Breakdown	0 To 0	1	0
Route 0011 Totals		1	0
Route 0013 Breakdown	1,001 To 9,000	1	2,900
Route 0013 Totals		1	2,900
Route 0014 Breakdown	1 To 1,000	2	1,700
	10,001 To 30,000	1	13,600
Route 0014 Totals		3	15,300
Grand Totals		24	145,200

Knott County Water & Sewer Dis Consumption Analysis

Account Range	All Accounts	Limits	Increments
Service Type	WA Water	1,000	1,000
Rate Code	06 C1 Commercial 3/4"	9,000	8,000
Billing Cycle	12 Monthly Bill	10,000	1,000
Report Is For	History Billing Information	30,000	20,000
History Date Range	10/01/2018 To 10/31/2018	50,000	20,000
Print On Report	Number Of Services	999,999,999	999,999,999
Report Type	Break Down Consumption Brackets By Route		
Customer Type	Not Applicable		
Use Reading Factor	<input checked="" type="checkbox"/>		
Include Inactive Services	<input checked="" type="checkbox"/>		
Produce an exception report of all accounts with a consumption over	999,999,999		
Date Selection For Report	Posting		

	Usage Bracket		Number Of Services	Total Usage
Route 0001 Breakdown	1 To	1,000	1	300
	1,001 To	9,000	1	3,400
Route 0001 Totals			2	3,700
Route 0004 Breakdown	0 To	0	1	0
	1,001 To	9,000	3	14,000
Route 0004 Totals			4	14,000
Route 0009 Breakdown	1 To	1,000	1	600
	1,001 To	9,000	1	3,300
Route 0009 Totals			2	3,900
Route 0010 Breakdown	0 To	0	1	0
	1 To	1,000	5	3,100
	1,001 To	9,000	4	12,600
	50,001 To	999,999,999	1	97,400
Route 0010 Totals			11	113,100
Route 0011 Breakdown	1 To	1,000	1	100
Route 0011 Totals			1	100
Route 0013 Breakdown	1,001 To	9,000	1	3,400
Route 0013 Totals			1	3,400
Route 0014 Breakdown	1 To	1,000	1	700
	1,001 To	9,000	1	1,300
	10,001 To	30,000	1	10,600
Route 0014 Totals			3	12,600
Grand Totals			24	150,800

Knott County Water & Sewer Dis Consumption Analysis

Account Range	All Accounts	Limits	Increments
Service Type	WA Water	1,000	1,000
Rate Code	06 C1 Commercial 3/4"	9,000	8,000
Billing Cycle	12 Monthly Bill	10,000	1,000
Report Is For	History Billing Information	30,000	20,000
History Date Range	11/01/2018 To 11/30/2018	50,000	20,000
Print On Report	Number Of Services	999,999,999	999,999,999
Report Type	Break Down Consumption Brackets By Route		
Customer Type	Not Applicable		
Use Reading Factor	<input checked="" type="checkbox"/>		
Include Inactive Services	<input checked="" type="checkbox"/>		
Produce an exception report of all accounts with a consumption over	999,999,999		
Date Selection For Report	Posting		

	Usage Bracket		Number Of Services	Total Usage
Route 0001 Breakdown	1 To	1,000	1	400
	1,001 To	9,000	1	1,900
Route 0001 Totals			2	2,300
Route 0004 Breakdown	1 To	1,000	1	100
	1,001 To	9,000	3	9,800
Route 0004 Totals			4	9,900
Route 0009 Breakdown	1 To	1,000	1	800
	1,001 To	9,000	1	2,500
Route 0009 Totals			2	3,300
Route 0010 Breakdown	0 To	0	1	0
	1 To	1,000	4	2,100
	1,001 To	9,000	5	14,500
	50,001 To	999,999,999	1	58,800
Route 0010 Totals			11	75,400
Route 0011 Breakdown	0 To	0	1	0
Route 0011 Totals			1	0
Route 0013 Breakdown	1,001 To	9,000	1	2,600
Route 0013 Totals			1	2,600
Route 0014 Breakdown	1 To	1,000	1	700
	1,001 To	9,000	2	7,200
Route 0014 Totals			3	7,900
Grand Totals			24	101,400

Knott County Water & Sewer Dis Consumption Analysis

Account Range	All Accounts	Limits	Increments
Service Type	WA Water	1,000	1,000
Rate Code	06 C1 Commercial 3/4"	9,000	8,000
Billing Cycle	12 Monthly Bill	10,000	1,000
Report Is For	History Billing Information	30,000	20,000
History Date Range	12/01/2018 To 12/31/2018	50,000	20,000
Print On Report	Number Of Services	999,999,999	999,999,999
Report Type	Break Down Consumption Brackets By Route		
Customer Type	Not Applicable		
Use Reading Factor	<input checked="" type="checkbox"/>		
Include Inactive Services	<input checked="" type="checkbox"/>		
Produce an exception report of all accounts with a consumption over	999,999,999		
Date Selection For Report	Posting		

	Usage Bracket		Number Of Services	Total Usage
Route 0001 Breakdown	0 To	0	1	0
	1 To	1,000	1	300
Route 0001 Totals			2	300
Route 0004 Breakdown	1,001 To	9,000	3	12,000
Route 0004 Totals			3	12,000
Route 0009 Breakdown	1 To	1,000	1	1,000
	1,001 To	9,000	1	3,400
Route 0009 Totals			2	4,400
Route 0010 Breakdown	0 To	0	2	0
	1 To	1,000	3	2,100
	1,001 To	9,000	4	9,200
	10,001 To	30,000	2	23,800
Route 0010 Totals			11	35,100
Route 0011 Breakdown	1 To	1,000	1	800
Route 0011 Totals			1	800
Route 0013 Breakdown	1,001 To	9,000	1	2,900
Route 0013 Totals			1	2,900
Route 0014 Breakdown	1 To	1,000	2	1,800
	1,001 To	9,000	1	2,800
Route 0014 Totals			3	4,600
Grand Totals			23	60,100

Knott County Water & Sewer Dis Consumption Analysis

Account Range	All Accounts	Limits	Increments
Service Type	WA Water	1,000	1,000
Rate Code	18 KS Special Flat Rat	9,000	8,000
Billing Cycle	12 Monthly Bill	10,000	1,000
Report Is For	History Billing Information	30,000	20,000
History Date Range	01/01/2018 To 01/31/2018	50,000	20,000
Print On Report	Number Of Services	999,999,999	999,999,999
Report Type	Break Down Consumption Brackets By Route		
Customer Type	Not Applicable		
Use Reading Factor	<input checked="" type="checkbox"/>		
Include Inactive Services	<input checked="" type="checkbox"/>		
Produce an exception report of all accounts with a consumption over	999,999,999		
Date Selection For Report	Posting		

	Usage Bracket	Number Of Services	Total Usage
Route 0001 Breakdown	1 To 1,000	3	333
Route 0001 Totals		3	333
Grand Totals		3	333

Knott County Water & Sewer Dis Consumption Analysis

Account Range	All Accounts	Limits	Increments
Service Type	WA Water	1,000	1,000
Rate Code	18 KS Special Flat Rat	9,000	8,000
Billing Cycle	12 Monthly Bill	10,000	1,000
Report Is For	History Billing Information	30,000	20,000
History Date Range	02/01/2018 To 02/28/2018	50,000	20,000
Print On Report	Number Of Services	999,999,999	999,999,999
Report Type	Break Down Consumption Brackets By Route		
Customer Type	Not Applicable		
Use Reading Factor	<input checked="" type="checkbox"/>		
Include Inactive Services	<input checked="" type="checkbox"/>		
Produce an exception report of all accounts with a consumption over	999,999,999		
Date Selection For Report	Posting		

	Usage Bracket		Number Of Services	Total Usage
Route 0001 Breakdown	1	To 1,000	3	111
Route 0001 Totals			3	111
Grand Totals			3	111

Knott County Water & Sewer Dis Consumption Analysis

Account Range	All Accounts	Limits	Increments
Service Type	WA Water	1,000	1,000
Rate Code	18 KS Special Flat Rat	9,000	8,000
Billing Cycle	12 Monthly Bill	10,000	1,000
Report Is For	History Billing Information	30,000	20,000
History Date Range	03/01/2018 To 03/31/2018	50,000	20,000
Print On Report	Number Of Services	999,999,999	999,999,999
Report Type	Break Down Consumption Brackets By Route		
Customer Type	Not Applicable		
Use Reading Factor	<input checked="" type="checkbox"/>		
Include Inactive Services	<input checked="" type="checkbox"/>		
Produce an exception report of all accounts with a consumption over	999,999,999		
Date Selection For Report	Posting		

	Usage Bracket	Number Of Services	Total Usage
Route 0001 Breakdown	1 To 1,000	3	117
Route 0001 Totals		3	117
Grand Totals		3	117

Knott County Water & Sewer Dis Consumption Analysis

Account Range	All Accounts	Limits	Increments
Service Type	WA Water	1,000	1,000
Rate Code	18 KS Special Flat Rat	9,000	8,000
Billing Cycle	12 Monthly Bill	10,000	1,000
Report Is For	History Billing Information	30,000	20,000
History Date Range	04/01/2018 To 04/30/2018	50,000	20,000
Print On Report	Number Of Services	999,999,999	999,999,999
Report Type	Break Down Consumption Brackets By Route		
Customer Type	Not Applicable		
Use Reading Factor	<input checked="" type="checkbox"/>		
Include Inactive Services	<input checked="" type="checkbox"/>		
Produce an exception report of all accounts with a consumption over	999,999,999		
Date Selection For Report	Posting		

	Usage Bracket	Number Of Services	Total Usage
Route 0001 Breakdown	1 To 1,000	3	96
Route 0001 Totals		3	96
Grand Totals		3	96

Knott County Water & Sewer Dis Consumption Analysis

Account Range	All Accounts	Limits	Increments
Service Type	WA Water	1,000	1,000
Rate Code	18 KS Special Flat Rat	9,000	8,000
Billing Cycle	12 Monthly Bill	10,000	1,000
Report Is For	History Billing Information	30,000	20,000
History Date Range	05/01/2018 To 05/31/2018	50,000	20,000
Print On Report	Number Of Services	999,999,999	999,999,999
Report Type	Break Down Consumption Brackets By Route		
Customer Type	Not Applicable		
Use Reading Factor	<input checked="" type="checkbox"/>		
Include Inactive Services	<input checked="" type="checkbox"/>		
Produce an exception report of all accounts with a consumption over	999,999,999		
Date Selection For Report	Posting		

	Usage Bracket	Number Of Services	Total Usage
Route 0001 Breakdown	1 To 1,000	3	93
Route 0001 Totals		3	93
Grand Totals		3	93

Knott County Water & Sewer Dis Consumption Analysis

Account Range	All Accounts	Limits	Increments
Service Type	WA Water	1,000	1,000
Rate Code	18 KS Special Flat Rat	9,000	8,000
Billing Cycle	12 Monthly Bill	10,000	1,000
Report Is For	History Billing Information	30,000	20,000
History Date Range	06/01/2018 To 06/30/2018	50,000	20,000
Print On Report	Number Of Services	999,999,999	999,999,999
Report Type	Break Down Consumption Brackets By Route		
Customer Type	Not Applicable		
Use Reading Factor	<input checked="" type="checkbox"/>		
Include Inactive Services	<input checked="" type="checkbox"/>		
Produce an exception report of all accounts with a consumption over	999,999,999		
Date Selection For Report	Posting		

	Usage Bracket	Number Of Services	Total Usage
Route 0001 Breakdown	1 To 1,000	3	133
Route 0001 Totals		3	133
Grand Totals		3	133

Knott County Water & Sewer Dis Consumption Analysis

Account Range	All Accounts	Limits	Increments
Service Type	WA Water	1,000	1,000
Rate Code	18 KS Special Flat Rat	9,000	8,000
Billing Cycle	12 Monthly Bill	10,000	1,000
Report Is For	History Billing Information	30,000	20,000
History Date Range	07/01/2018 To 07/31/2018	50,000	20,000
Print On Report	Number Of Services	999,999,999	999,999,999
Report Type	Break Down Consumption Brackets By Route		
Customer Type	Not Applicable		
Use Reading Factor	<input checked="" type="checkbox"/>		
Include Inactive Services	<input checked="" type="checkbox"/>		
Produce an exception report of all accounts with a consumption over	999,999,999		
Date Selection For Report	Posting		

	Usage Bracket	Number Of Services	Total Usage
Route 0001 Breakdown	1 To 1,000	3	116
Route 0001 Totals		3	116
Grand Totals		3	116

Knott County Water & Sewer Dis Consumption Analysis

Account Range	All Accounts	Limits	Increments
Service Type	WA Water	1,000	1,000
Rate Code	18 KS Special Flat Rat	9,000	8,000
Billing Cycle	12 Monthly Bill	10,000	1,000
Report Is For	History Billing Information	30,000	20,000
History Date Range	08/01/2018 To 08/31/2018	50,000	20,000
Print On Report	Number Of Services	999,999,999	999,999,999
Report Type	Break Down Consumption Brackets By Route		
Customer Type	Not Applicable		
Use Reading Factor	<input checked="" type="checkbox"/>		
Include Inactive Services	<input checked="" type="checkbox"/>		
Produce an exception report of all accounts with a consumption over	999,999,999		
Date Selection For Report	Posting		

	Usage Bracket		Number Of Services	Total Usage
Route 0001 Breakdown	1	To 1,000	3	85
Route 0001 Totals			3	85
Grand Totals			3	85

Knott County Water & Sewer Dis Consumption Analysis

Account Range	All Accounts	Limits	Increments
Service Type	WA Water	1,000	1,000
Rate Code	18 KS Special Flat Rat	9,000	8,000
Billing Cycle	12 Monthly Bill	10,000	1,000
Report Is For	History Billing Information	30,000	20,000
History Date Range	09/01/2018 To 09/30/2018	50,000	20,000
Print On Report	Number Of Services	999,999,999	999,999,999
Report Type	Break Down Consumption Brackets By Route		
Customer Type	Not Applicable		
Use Reading Factor	<input checked="" type="checkbox"/>		
Include Inactive Services	<input checked="" type="checkbox"/>		
Produce an exception report of all accounts with a consumption over	999,999,999		
Date Selection For Report	Posting		

	Usage Bracket	Number Of Services	Total Usage
Route 0001 Breakdown	1 To 1,000	3	94
Route 0001 Totals		3	94
Grand Totals		3	94

Knott County Water & Sewer Dis Consumption Analysis

Account Range	All Accounts	Limits	Increments
Service Type	WA Water	1,000	1,000
Rate Code	18 KS Special Flat Rat	9,000	8,000
Billing Cycle	12 Monthly Bill	10,000	1,000
Report Is For	History Billing Information	30,000	20,000
History Date Range	10/01/2018 To 10/31/2018	50,000	20,000
Print On Report	Number Of Services	999,999,999	999,999,999
Report Type	Break Down Consumption Brackets By Route		
Customer Type	Not Applicable		
Use Reading Factor	<input checked="" type="checkbox"/>		
Include Inactive Services	<input checked="" type="checkbox"/>		
Produce an exception report of all accounts with a consumption over	999,999,999		
Date Selection For Report	Posting		

	Usage Bracket	Number Of Services	Total Usage
Route 0001 Breakdown	1 To 1,000	3	78
Route 0001 Totals		3	78
Grand Totals		3	78

Knott County Water & Sewer Dis Consumption Analysis

Account Range	All Accounts	Limits	Increments
Service Type	WA Water	1,000	1,000
Rate Code	18 KS Special Flat Rat	9,000	8,000
Billing Cycle	12 Monthly Bill	10,000	1,000
Report Is For	History Billing Information	30,000	20,000
History Date Range	11/01/2018 To 11/30/2018	50,000	20,000
Print On Report	Number Of Services	999,999,999	999,999,999
Report Type	Break Down Consumption Brackets By Route		
Customer Type	Not Applicable		
Use Reading Factor	<input checked="" type="checkbox"/>		
Include Inactive Services	<input checked="" type="checkbox"/>		
Produce an exception report of all accounts with a consumption over	999,999,999		
Date Selection For Report	Posting		

	Usage Bracket	Number Of Services	Total Usage
Route 0001 Breakdown	1 To 1,000	3	86
Route 0001 Totals		3	86
Grand Totals		3	86

Knott County Water & Sewer Dis Consumption Analysis

Account Range	All Accounts	Limits	Increments
Service Type	WA Water	1,000	1,000
Rate Code	18 KS Special Flat Rat	9,000	8,000
Billing Cycle	12 Monthly Bill	10,000	1,000
Report Is For	History Billing Information	30,000	20,000
History Date Range	12/01/2018 To 12/31/2018	50,000	20,000
Print On Report	Number Of Services	999,999,999	999,999,999
Report Type	Break Down Consumption Brackets By Route		
Customer Type	Not Applicable		
Use Reading Factor	<input checked="" type="checkbox"/>		
Include Inactive Services	<input checked="" type="checkbox"/>		
Produce an exception report of all accounts with a consumption over	999,999,999		
Date Selection For Report	Posting		

	Usage Bracket		Number Of Services	Total Usage
Route 0001 Breakdown	1	To 1,000	3	103
Route 0001 Totals			3	103
Grand Totals			3	103

Knott County Water & Sewer Dis Consumption Analysis

Account Range	All Accounts	Limits	Increments
Service Type	WA Water	1,000	1,000
Rate Code	54 R01 Residential 1*	9,000	8,000
Billing Cycle	12 Monthly Bill	10,000	1,000
Report Is For	History Billing Information	30,000	20,000
History Date Range	01/01/2018 To 01/31/2018	50,000	20,000
Print On Report	Number Of Services	999,999,999	999,999,999
Report Type	Break Down Consumption Brackets By Route		
Customer Type	Not Applicable		
Use Reading Factor	<input checked="" type="checkbox"/>		
Include Inactive Services	<input checked="" type="checkbox"/>		
Produce an exception report of all accounts with a consumption over	999,999,999		
Date Selection For Report	Posting		

	Usage Bracket		Number Of Services	Total Usage
Route 0020 Breakdown	1 To	1,000	1	300
	1,001 To	9,000	4	24,000
	10,001 To	30,000	2	32,000
Route 0020 Totals			7	56,300
Grand Totals			7	56,300

Knott County Water & Sewer Dis Consumption Analysis

Account Range	All Accounts	Limits	Increments
Service Type	WA Water	1,000	1,000
Rate Code	54 R01 Residential 1"	9,000	8,000
Billing Cycle	12 Monthly Bill	10,000	1,000
Report Is For	History Billing Information	30,000	20,000
History Date Range	02/01/2018 To 02/28/2018	50,000	20,000
Print On Report	Number Of Services	999,999,999	999,999,999
Report Type	Break Down Consumption Brackets By Route		
Customer Type	Not Applicable		
Use Reading Factor	<input checked="" type="checkbox"/>		
Include Inactive Services	<input checked="" type="checkbox"/>		
Produce an exception report of all accounts with a consumption over	999,999,999		
Date Selection For Report	Posting		

	Usage Bracket		Number Of Services	Total Usage
Route 0020 Breakdown	0 To	0	1	0
	1,001 To	9,000	4	17,500
	9,001 To	10,000	1	9,400
	10,001 To	30,000	1	20,900
Route 0020 Totals			7	47,800
Grand Totals			7	47,800

Knott County Water & Sewer Dis Consumption Analysis

Account Range	All Accounts	Limits	Increments
Service Type	WA Water	1,000	1,000
Rate Code	54 R01 Residential 1"	9,000	8,000
Billing Cycle	12 Monthly Bill	10,000	1,000
Report Is For	History Billing Information	30,000	20,000
History Date Range	03/01/2018 To 03/31/2018	50,000	20,000
Print On Report	Number Of Services	999,999,999	999,999,999
Report Type	Break Down Consumption Brackets By Route		
Customer Type	Not Applicable		
Use Reading Factor	<input checked="" type="checkbox"/>		
Include Inactive Services	<input checked="" type="checkbox"/>		
Produce an exception report of all accounts with a consumption over	999,999,999		
Date Selection For Report	Posting		

	Usage Bracket		Number Of Services		Total Usage
Route 0020 Breakdown	1	To	1,000	1	900
	1,001	To	9,000	5	20,700
	30,001	To	50,000	1	41,800
Route 0020 Totals				7	63,400
Grand Totals				7	63,400

Knott County Water & Sewer Dis Consumption Analysis

Account Range	All Accounts	Limits	Increments
Service Type	WA Water	1,000	1,000
Rate Code	54 R01 Residential 1*	9,000	8,000
Billing Cycle	12 Monthly Bill	10,000	1,000
Report Is For	History Billing Information	30,000	20,000
History Date Range	04/01/2018 To 04/30/2018	50,000	20,000
Print On Report	Number Of Services	999,999,999	999,999,999
Report Type	Break Down Consumption Brackets By Route		
Customer Type	Not Applicable		
Use Reading Factor	<input checked="" type="checkbox"/>		
Include Inactive Services	<input checked="" type="checkbox"/>		
Produce an exception report of all accounts with a consumption over	999,999,999		
Date Selection For Report	Posting		

	Usage Bracket		Number Of Services	Total Usage
Route 0020 Breakdown	1	To 1,000	1	400
	1,001	To 9,000	5	31,200
	10,001	To 30,000	1	27,900
Route 0020 Totals			7	59,500
Grand Totals			7	59,500

Knott County Water & Sewer Dis Consumption Analysis

Account Range	All Accounts	Limits	Increments
Service Type	WA Water	1,000	1,000
Rate Code	54 R01 Residential 1"	9,000	8,000
Billing Cycle	12 Monthly Bill	10,000	1,000
Report Is For	History Billing Information	30,000	20,000
History Date Range	05/01/2018 To 05/31/2018	50,000	20,000
Print On Report	Number Of Services	999,999,999	999,999,999
Report Type	Break Down Consumption Brackets By Route		
Customer Type	Not Applicable		
Use Reading Factor	<input checked="" type="checkbox"/>		
Include Inactive Services	<input checked="" type="checkbox"/>		
Produce an exception report of all accounts with a consumption over	999,999,999		
Date Selection For Report	Posting		

	Usage Bracket	Number Of Services	Total Usage
Route 0020 Breakdown	1 To 1,000	1	400
	1,001 To 9,000	3	11,600
	10,001 To 30,000	2	25,600
	30,001 To 50,000	1	30,200
Route 0020 Totals		7	67,800
Grand Totals		7	67,800

Knott County Water & Sewer Dis Consumption Analysis

Account Range	All Accounts	Limits	Increments
Service Type	WA Water	1,000	1,000
Rate Code	54 R01 Residential 1"	9,000	8,000
Billing Cycle	12 Monthly Bill	10,000	1,000
Report Is For	History Billing Information	30,000	20,000
History Date Range	06/01/2018 To 06/30/2018	50,000	20,000
Print On Report	Number Of Services	999,999,999	999,999,999
Report Type	Break Down Consumption Brackets By Route		
Customer Type	Not Applicable		
Use Reading Factor	<input checked="" type="checkbox"/>		
Include Inactive Services	<input checked="" type="checkbox"/>		
Produce an exception report of all accounts with a consumption over	999,999,999		
Date Selection For Report	Posting		

	Usage Bracket		Number Of Services	Total Usage
Route 0020 Breakdown	0 To	0	1	0
	1 To	1,000	1	600
	1,001 To	9,000	6	31,500
Route 0020 Totals			8	32,100
Grand Totals			8	32,100

Knott County Water & Sewer Dis Consumption Analysis

Account Range	All Accounts	Limits	Increments
Service Type	WA Water	1,000	1,000
Rate Code	54 R01 Residential 1"	9,000	8,000
Billing Cycle	12 Monthly Bill	10,000	1,000
Report Is For	History Billing Information	30,000	20,000
History Date Range	07/01/2018 To 07/31/2018	50,000	20,000
Print On Report	Number Of Services	999,999,999	999,999,999
Report Type	Break Down Consumption Brackets By Route		
Customer Type	Not Applicable		
Use Reading Factor	<input checked="" type="checkbox"/>		
Include Inactive Services	<input checked="" type="checkbox"/>		
Produce an exception report of all accounts with a consumption over	999,999,999		
Date Selection For Report	Posting		

	Usage Bracket		Number Of Services	Total Usage
Route 0020 Breakdown	1 To	1,000	1	700
	1,001 To	9,000	4	18,000
	10,001 To	30,000	2	30,800
Route 0020 Totals			7	49,500
Grand Totals			7	49,500

Knott County Water & Sewer Dis Consumption Analysis

Account Range	All Accounts	Limits	Increments
Service Type	WA Water	1,000	1,000
Rate Code	54 R01 Residential 1"	9,000	8,000
Billing Cycle	12 Monthly Bill	10,000	1,000
Report Is For	History Billing Information	30,000	20,000
History Date Range	08/01/2018 To 08/31/2018	50,000	20,000
Print On Report	Number Of Services	999,999,999	999,999,999
Report Type	Break Down Consumption Brackets By Route		
Customer Type	Not Applicable		
Use Reading Factor	<input checked="" type="checkbox"/>		
Include Inactive Services	<input checked="" type="checkbox"/>		
Produce an exception report of all accounts with a consumption over	999,999,999		
Date Selection For Report	Posting		

	Usage Bracket			Number Of Services	Total Usage
Route 0020 Breakdown	1,001 To	9,000		6	30,100
	10,001 To	30,000		1	21,300
Route 0020 Totals				7	51,400
Grand Totals				7	51,400

Knott County Water & Sewer Dis Consumption Analysis

Account Range	All Accounts	Limits	Increments
Service Type	WA Water	1,000	1,000
Rate Code	54 R01 Residential 1"	9,000	8,000
Billing Cycle	12 Monthly Bill	10,000	1,000
Report Is For	History Billing Information	30,000	20,000
History Date Range	09/01/2018 To 09/30/2018	50,000	20,000
Print On Report	Number Of Services	999,999,999	999,999,999
Report Type	Break Down Consumption Brackets By Route		
Customer Type	Not Applicable		
Use Reading Factor	<input checked="" type="checkbox"/>		
Include Inactive Services	<input checked="" type="checkbox"/>		
Produce an exception report of all accounts with a consumption over	999,999,999		
Date Selection For Report	Posting		

	Usage Bracket		Number Of Services	Total Usage
Route 0020 Breakdown	1 To	1,000	1	200
	1,001 To	9,000	5	25,600
	10,001 To	30,000	1	19,900
Route 0020 Totals			7	45,700
Grand Totals			7	45,700

Knott County Water & Sewer Dis Consumption Analysis

Account Range	All Accounts	Limits	Increments
Service Type	WA Water	1,000	1,000
Rate Code	54 R01 Residential 1*	9,000	8,000
Billing Cycle	12 Monthly Bill	10,000	1,000
Report Is For	History Billing Information	30,000	20,000
History Date Range	10/01/2018 To 10/31/2018	50,000	20,000
Print On Report	Number Of Services	999,999,999	999,999,999
Report Type	Break Down Consumption Brackets By Route		
Customer Type	Not Applicable		
Use Reading Factor	<input checked="" type="checkbox"/>		
Include Inactive Services	<input checked="" type="checkbox"/>		
Produce an exception report of all accounts with a consumption over	999,999,999		
Date Selection For Report	Posting		

	Usage Bracket	Number Of Services	Total Usage
Route 0020 Breakdown	1,001 To 9,000	6	26,600
	10,001 To 30,000	1	19,800
Route 0020 Totals		7	46,400
Grand Totals		7	46,400

Knott County Water & Sewer Dis Consumption Analysis

Account Range	All Accounts	Limits	Increments
Service Type	WA Water	1,000	1,000
Rate Code	54 R01 Residential 1"	9,000	8,000
Billing Cycle	12 Monthly Bill	10,000	1,000
Report Is For	History Billing Information	30,000	20,000
History Date Range	11/01/2018 To 11/30/2018	50,000	20,000
Print On Report	Number Of Services	999,999,999	999,999,999
Report Type	Break Down Consumption Brackets By Route		
Customer Type	Not Applicable		
Use Reading Factor	<input checked="" type="checkbox"/>		
Include Inactive Services	<input checked="" type="checkbox"/>		
Produce an exception report of all accounts with a consumption over	999,999,999		
Date Selection For Report	Posting		

	Usage Bracket		Number Of Services	Total Usage
Route 0020 Breakdown	1,001 To	9,000	6	28,200
	10,001 To	30,000	1	23,500
Route 0020 Totals			7	51,700
Grand Totals			7	51,700

Knott County Water & Sewer Dis Consumption Analysis

Account Range	All Accounts	Limits	Increments
Service Type	WA Water	1,000	1,000
Rate Code	54 R01 Residential 1"	9,000	8,000
Billing Cycle	12 Monthly Bill	10,000	1,000
Report Is For	History Billing Information	30,000	20,000
History Date Range	12/01/2018 To 12/31/2018	50,000	20,000
Print On Report	Number Of Services	999,999,999	999,999,999
Report Type	Break Down Consumption Brackets By Route		
Customer Type	Not Applicable		
Use Reading Factor	<input checked="" type="checkbox"/>		
Include Inactive Services	<input checked="" type="checkbox"/>		
Produce an exception report of all accounts with a consumption over	999,999,999		
Date Selection For Report	Posting		

	Usage Bracket		Number Of Services	Total Usage
Route 0020 Breakdown	0 To	0	1	0
	1 To	1,000	1	200
	1,001 To	9,000	4	18,900
	10,001 To	30,000	1	24,300
Route 0020 Totals			7	43,400
Grand Totals			7	43,400

Knott County Water & Sewer Dis Consumption Analysis

Account Range	All Accounts	Limits	Increments
Service Type	WA Water	1,000	1,000
Rate Code	09 R2 Residential 2"	9,000	8,000
Billing Cycle	12 Monthly Bill	10,000	1,000
Report Is For	History Billing Information	30,000	20,000
History Date Range	01/01/2018 To 01/31/2018	50,000	20,000
Print On Report	Number Of Services	999,999,999	999,999,999
Report Type	Break Down Consumption Brackets By Route		
Customer Type	Not Applicable		
Use Reading Factor	<input checked="" type="checkbox"/>		
Include Inactive Services	<input checked="" type="checkbox"/>		
Produce an exception report of all accounts with a consumption over	999,999,999		
Date Selection For Report	Posting		

	Usage Bracket	Number Of Services	Total Usage
Route 0020 Breakdown	1,001 To 9,000	1	3,200
	50,001 To 999,999,999	1	79,100
Route 0020 Totals		2	82,300
Grand Totals		2	82,300

Knott County Water & Sewer Dis Consumption Analysis

Account Range	All Accounts	Limits	Increments
Service Type	WA Water	1,000	1,000
Rate Code	09 R2 Residential 2"	9,000	8,000
Billing Cycle	12 Monthly Bill	10,000	1,000
Report Is For	History Billing Information	30,000	20,000
History Date Range	02/01/2018 To 02/28/2018	50,000	20,000
Print On Report	Number Of Services	999,999,999	999,999,999
Report Type	Break Down Consumption Brackets By Route		
Customer Type	Not Applicable		
Use Reading Factor	<input checked="" type="checkbox"/>		
Include Inactive Services	<input checked="" type="checkbox"/>		
Produce an exception report of all accounts with a consumption over	999,999,999		
Date Selection For Report	Posting		

	Usage Bracket	Number Of Services	Total Usage
Route 0020 Breakdown	1,001 To 9,000	1	3,900
	50,001 To 999,999,999	1	65,300
Route 0020 Totals		2	69,200
Grand Totals		2	69,200

Knott County Water & Sewer Dis Consumption Analysis

Account Range	All Accounts	Limits	Increments
Service Type	WA Water	1,000	1,000
Rate Code	09 R2 Residential 2"	9,000	8,000
Billing Cycle	12 Monthly Bill	10,000	1,000
Report Is For	History Billing Information	30,000	20,000
History Date Range	03/01/2018 To 03/31/2018	50,000	20,000
Print On Report	Number Of Services	999,999,999	999,999,999
Report Type	Break Down Consumption Brackets By Route		
Customer Type	Not Applicable		
Use Reading Factor	<input checked="" type="checkbox"/>		
Include Inactive Services	<input checked="" type="checkbox"/>		
Produce an exception report of all accounts with a consumption over	999,999,999		
Date Selection For Report	Posting		

	Usage Bracket	Number Of Services	Total Usage
Route 0020 Breakdown	1,001 To 9,000	1	2,800
	50,001 To 999,999,999	1	61,000
Route 0020 Totals		2	63,800
Grand Totals		2	63,800

Knott County Water & Sewer Dis Consumption Analysis

Account Range	All Accounts	Limits	Increments
Service Type	WA Water	1,000	1,000
Rate Code	09 R2 Residential 2*	9,000	8,000
Billing Cycle	12 Monthly Bill	10,000	1,000
Report Is For	History Billing Information	30,000	20,000
History Date Range	04/01/2018 To 04/30/2018	50,000	20,000
Print On Report	Number Of Services	999,999,999	999,999,999
Report Type	Break Down Consumption Brackets By Route		
Customer Type	Not Applicable		
Use Reading Factor	<input checked="" type="checkbox"/>		
Include Inactive Services	<input checked="" type="checkbox"/>		
Produce an exception report of all accounts with a consumption over	999,999,999		
Date Selection For Report	Posting		

	Usage Bracket	Number Of Services	Total Usage
Route 0020 Breakdown	1,001 To 9,000	1	6,400
	50,001 To 999,999,999	1	68,500
Route 0020 Totals		2	74,900
Grand Totals		2	74,900

Knott County Water & Sewer Dis Consumption Analysis

		Limits	Increments
Account Range	All Accounts	1,000	1,000
Service Type	WA Water	9,000	8,000
Rate Code	09 R2 Residential 2"	10,000	1,000
Billing Cycle	12 Monthly Bill	30,000	20,000
Report Is For	History Billing Information	50,000	20,000
History Date Range	05/01/2018 To 05/31/2018	999,999,999	999,999,999
Print On Report	Number Of Services		
Report Type	Break Down Consumption Brackets By Route		
Customer Type	Not Applicable		
Use Reading Factor	<input checked="" type="checkbox"/>		
Include Inactive Services	<input checked="" type="checkbox"/>		
Produce an exception report of all accounts with a consumption over	999,999,999		
Date Selection For Report	Posting		

	Usage Bracket	Number Of Services	Total Usage
Route 0020 Breakdown	1,001 To 9,000	1	4,400
	50,001 To 999,999,999	1	64,900
Route 0020 Totals		2	69,300
Grand Totals		2	69,300

Knott County Water & Sewer Dis Consumption Analysis

Item 4
Page 119 of 174
Witnesses: Kyle Smith and Alan Vilines

Account Range	All Accounts	Limits	Increments
Service Type	WA Water	1,000	1,000
Rate Code	09 R2 Residential 2"	9,000	8,000
Billing Cycle	12 Monthly Bill	10,000	1,000
Report Is For	History Billing Information	30,000	20,000
History Date Range	06/01/2018 To 06/30/2018	50,000	20,000
Print On Report	Number Of Services	999,999,999	999,999,999
Report Type	Break Down Consumption Brackets By Route		
Customer Type	Not Applicable		
Use Reading Factor	<input checked="" type="checkbox"/>		
Include Inactive Services	<input checked="" type="checkbox"/>		
Produce an exception report of all accounts with a consumption over	999,999,999		
Date Selection For Report	Posting		

	Usage Bracket	Number Of Services	Total Usage
Route 0020 Breakdown	0 To 0	1	0
	50,001 To 999,999,999	1	94,100
Route 0020 Totals		2	94,100
Grand Totals		2	94,100

Knott County Water & Sewer Dis Consumption Analysis

		Limits	Increments
Account Range	All Accounts	1,000	1,000
Service Type	WA Water	9,000	8,000
Rate Code	09 R2 Residential 2"	10,000	1,000
Billing Cycle	12 Monthly Bill	30,000	20,000
Report Is For	History Billing Information	50,000	20,000
History Date Range	07/01/2018 To 07/31/2018	999,999,999	999,999,999
Print On Report	Number Of Services		
Report Type	Break Down Consumption Brackets By Route		
Customer Type	Not Applicable		
Use Reading Factor	<input checked="" type="checkbox"/>		
Include Inactive Services	<input checked="" type="checkbox"/>		
Produce an exception report of all accounts with a consumption over	999,999,999		
Date Selection For Report	Posting		

	Usage Bracket	Number Of Services	Total Usage
Route 0020 Breakdown	50,001 To 999,999,999	2	127,200
Route 0020 Totals		2	127,200
Grand Totals		2	127,200

Knott County Water & Sewer Dis Consumption Analysis

Account Range	All Accounts	Limits	Increments
Service Type	WA Water	1,000	1,000
Rate Code	09 R2 Residential 2"	9,000	8,000
Billing Cycle	12 Monthly Bill	10,000	1,000
Report Is For	History Billing Information	30,000	20,000
History Date Range	08/01/2018 To 08/31/2018	50,000	20,000
Print On Report	Number Of Services	999,999,999	999,999,999
Report Type	Break Down Consumption Brackets By Route		
Customer Type	Not Applicable		
Use Reading Factor	<input checked="" type="checkbox"/>		
Include Inactive Services	<input checked="" type="checkbox"/>		
Produce an exception report of all accounts with a consumption over	999,999,999		
Date Selection For Report	Posting		

	Usage Bracket	Number Of Services	Total Usage
Route 0020 Breakdown	10,001 To 30,000	1	23,400
	50,001 To 999,999,999	1	70,100
Route 0020 Totals		2	93,500
Grand Totals		2	93,500

Knott County Water & Sewer Dis Consumption Analysis

Account Range	All Accounts	Limits	Increments
Service Type	WA Water	1,000	1,000
Rate Code	09 R2 Residential 2"	9,000	8,000
Billing Cycle	12 Monthly Bill	10,000	1,000
Report Is For	History Billing Information	30,000	20,000
History Date Range	09/01/2018 To 09/30/2018	50,000	20,000
Print On Report	Number Of Services	999,999,999	999,999,999
Report Type	Break Down Consumption Brackets By Route		
Customer Type	Not Applicable		
Use Reading Factor	<input checked="" type="checkbox"/>		
Include Inactive Services	<input checked="" type="checkbox"/>		
Produce an exception report of all accounts with a consumption over	999,999,999		
Date Selection For Report	Posting		

	Usage Bracket		Number Of Services	Total Usage
Route 0020 Breakdown	9,001 To	10,000	1	9,500
	50,001 To	999,999,999	1	71,500
Route 0020 Totals			2	81,000
Grand Totals			2	81,000

Knott County Water & Sewer Dis Consumption Analysis

Account Range	All Accounts	Limits	Increments
Service Type	WA Water	1,000	1,000
Rate Code	09 R2 Residential 2"	9,000	8,000
Billing Cycle	12 Monthly Bill	10,000	1,000
Report Is For	History Billing Information	30,000	20,000
History Date Range	10/01/2018 To 10/31/2018	50,000	20,000
Print On Report	Number Of Services	999,999,999	999,999,999
Report Type	Break Down Consumption Brackets By Route		
Customer Type	Not Applicable		
Use Reading Factor	<input checked="" type="checkbox"/>		
Include Inactive Services	<input checked="" type="checkbox"/>		
Produce an exception report of all accounts with a consumption over	999,999,999		
Date Selection For Report	Posting		

	Usage Bracket	Number Of Services	Total Usage
Route 0020 Breakdown	1,001 To 9,000	1	5,200
	50,001 To 999,999,999	1	63,300
Route 0020 Totals		2	68,500
Grand Totals		2	68,500

Knott County Water & Sewer Dis Consumption Analysis

Account Range	All Accounts	Limits	Increments
Service Type	WA Water	1,000	1,000
Rate Code	09 R2 Residential 2"	9,000	8,000
Billing Cycle	12 Monthly Bill	10,000	1,000
Report Is For	History Billing Information	30,000	20,000
History Date Range	11/01/2018 To 11/30/2018	50,000	20,000
Print On Report	Number Of Services	999,999,999	999,999,999
Report Type	Break Down Consumption Brackets By Route		
Customer Type	Not Applicable		
Use Reading Factor	<input checked="" type="checkbox"/>		
Include Inactive Services	<input checked="" type="checkbox"/>		
Produce an exception report of all accounts with a consumption over	999,999,999		
Date Selection For Report	Posting		

	Usage Bracket	Number Of Services	Total Usage
Route 0020 Breakdown	1,001 To 9,000	1	1,900
	50,001 To 999,999,999	1	61,400
Route 0020 Totals		2	63,300
Grand Totals		2	63,300

Knott County Water & Sewer Dis Consumption Analysis

		Limits	Increments
Account Range	All Accounts		
Service Type	WA Water	1,000	1,000
Rate Code	09 R2 Residential 2"	9,000	8,000
Billing Cycle	12 Monthly Bill	10,000	1,000
Report is For	History Billing Information	30,000	20,000
History Date Range	12/01/2018 To 12/31/2018	50,000	20,000
Print On Report	Number Of Services	999,999,999	999,999,999
Report Type	Break Down Consumption Brackets By Route		
Customer Type	Not Applicable		
Use Reading Factor	<input checked="" type="checkbox"/>		
Include Inactive Services	<input checked="" type="checkbox"/>		
Produce an exception report of all accounts with a consumption over	999,999,999		
Date Selection For Report	Posting		

	Usage Bracket	Number Of Services	Total Usage
Route 0020 Breakdown	1,001 To 9,000	1	1,300
	50,001 To 999,999,999	1	58,700
Route 0020 Totals		2	60,000
Grand Totals		2	60,000

Knott County Water & Sewer Dis Consumption Analysis

Account Range	All Accounts	Limits	Increments
Service Type	WA Water	1,000	1,000
Rate Code	04 R1 Residential 3/4"	9,000	8,000
Billing Cycle	12 Monthly Bill	10,000	1,000
Report Is For	History Billing Information	30,000	20,000
History Date Range	01/01/2018 To 01/31/2018	50,000	20,000
Print On Report	Number Of Services	999,999,999	999,999,999
Report Type	Break Down Consumption Brackets By Route		
Customer Type	Not Applicable		
Use Reading Factor	<input checked="" type="checkbox"/>		
Include Inactive Services	<input checked="" type="checkbox"/>		
Produce an exception report of all accounts with a consumption over	999,999,999		
Date Selection For Report	Posting		

	Usage Bracket		Number Of Services	Total Usage
Route 0001 Breakdown	0 To	0	9	0
	1 To	1,000	22	11,700
	1,001 To	9,000	108	415,100
	9,001 To	10,000	4	37,600
	10,001 To	30,000	12	150,400
	30,001 To	50,000	1	40,700
Route 0001 Totals			156	655,500
Route 0002 Breakdown	0 To	0	9	0
	1 To	1,000	6	3,400
	1,001 To	9,000	83	329,900
	9,001 To	10,000	1	9,300
	10,001 To	30,000	5	65,500
	30,001 To	50,000	2	80,700
Route 0002 Totals			106	488,800
Route 0004 Breakdown	0 To	0	47	0
	1 To	1,000	59	32,900
	1,001 To	9,000	371	1,269,700
	9,001 To	10,000	6	58,200
	10,001 To	30,000	13	213,900
	30,001 To	50,000	2	72,800
	50,001 To	999,999,999	1	58,600
Route 0004 Totals			499	1,706,100
Route 0005 Breakdown	0 To	0	17	0
	1 To	1,000	51	29,700
	1,001 To	9,000	246	860,500
	9,001 To	10,000	2	18,800
	10,001 To	30,000	8	139,700
	30,001 To	50,000	2	72,200
	50,001 To	999,999,999	1	53,300
Route 0005 Totals			327	1,174,200
Route 0006 Breakdown	0 To	0	1	0
	1 To	1,000	2	200
	1,001 To	9,000	9	25,200
Route 0006 Totals			12	25,400
Route 0007 Breakdown	0 To	0	17	0

	Usage Bracket		Number Of Services	Total Usage
	1 To	1,000	17	10,000
	1,001 To	9,000	139	503,900
	9,001 To	10,000	5	48,000
	10,001 To	30,000	10	120,500
	50,001 To	999,999,999	1	318,500
Route 0007 Totals			189	1,000,900
Route 0008 Breakdown	0 To	0	4	0
	1,001 To	9,000	14	66,900
	9,001 To	10,000	1	9,200
	10,001 To	30,000	1	11,600
Route 0008 Totals			20	87,700
Route 0009 Breakdown	0 To	0	43	0
	1 To	1,000	32	17,800
	1,001 To	9,000	325	1,274,000
	9,001 To	10,000	8	77,800
	10,001 To	30,000	27	409,000
	30,001 To	50,000	2	66,000
	50,001 To	999,999,999	1	82,100
Route 0009 Totals			438	1,926,700
Route 0010 Breakdown	0 To	0	11	0
	1 To	1,000	7	2,900
	1,001 To	9,000	118	453,200
	9,001 To	10,000	2	19,700
	10,001 To	30,000	10	138,800
Route 0010 Totals			148	614,600
Route 0011 Breakdown	0 To	0	19	0
	1 To	1,000	34	19,700
	1,001 To	9,000	300	1,143,300
	9,001 To	10,000	3	28,100
	10,001 To	30,000	13	193,300
	30,001 To	50,000	1	38,800
Route 0011 Totals			370	1,423,200
Route 0012 Breakdown	0 To	0	22	0
	1 To	1,000	19	11,600
	1,001 To	9,000	222	935,400
	9,001 To	10,000	5	46,700
	10,001 To	30,000	28	388,300
	50,001 To	999,999,999	2	217,300
Route 0012 Totals			298	1,599,300
Route 0013 Breakdown	1 To	1,000	1	400
	1,001 To	9,000	22	86,600
	9,001 To	10,000	1	9,300
	10,001 To	30,000	1	11,700
	30,001 To	50,000	1	31,900
Route 0013 Totals			26	139,900
Route 0014 Breakdown	0 To	0	13	0
	1 To	1,000	19	11,200
	1,001 To	9,000	167	547,900
	9,001 To	10,000	2	19,500
	10,001 To	30,000	5	80,500
	30,001 To	50,000	1	37,300
Route 0014 Totals			207	696,400

	Usage Bracket		Number Of Services	Total Usage
Route 0020 Breakdown	0 To	0	1	0
Route 0020 Totals			1	0
Grand Totals			2,797	11,538,700

Knott County Water & Sewer Dis Consumption Analysis

Account Range	All Accounts	Limits	Increments
Service Type	WA Water	1,000	1,000
Rate Code	04 R1 Residential 3/4"	9,000	8,000
Billing Cycle	12 Monthly Bill	10,000	1,000
Report Is For	History Billing Information	30,000	20,000
History Date Range	02/01/2018 To 02/28/2018	50,000	20,000
Print On Report	Number Of Services	999,999,999	999,999,999
Report Type	Break Down Consumption Brackets By Route		
Customer Type	Not Applicable		
Use Reading Factor	<input checked="" type="checkbox"/>		
Include Inactive Services	<input checked="" type="checkbox"/>		
Produce an exception report of all accounts with a consumption over	999,999,999		
Date Selection For Report	Posting		

	Usage Bracket		Number Of Services	Total Usage
Route 0001 Breakdown	0 To	0	12	0
	1 To	1,000	32	16,400
	1,001 To	9,000	110	377,800
	9,001 To	10,000	2	20,000
	10,001 To	30,000	1	10,400
	30,001 To	50,000	1	30,800
Route 0001 Totals			158	455,400
Route 0002 Breakdown	0 To	0	10	0
	1 To	1,000	8	4,900
	1,001 To	9,000	83	302,400
	9,001 To	10,000	2	19,500
	10,001 To	30,000	3	38,400
Route 0002 Totals			106	365,200
Route 0004 Breakdown	0 To	0	55	0
	1 To	1,000	60	35,400
	1,001 To	9,000	370	1,269,300
	10,001 To	30,000	13	189,000
	30,001 To	50,000	1	33,800
	50,001 To	999,999,999	1	108,700
Route 0004 Totals			500	1,636,200
Route 0005 Breakdown	0 To	0	22	0
	1 To	1,000	46	28,700
	1,001 To	9,000	244	845,900
	9,001 To	10,000	4	36,900
	10,001 To	30,000	8	130,800
	30,001 To	50,000	1	48,300
	50,001 To	999,999,999	1	172,100
Route 0005 Totals			326	1,262,700
Route 0006 Breakdown	0 To	0	1	0
	1 To	1,000	3	1,400
	1,001 To	9,000	8	20,200
Route 0006 Totals			12	21,600
Route 0007 Breakdown	0 To	0	20	0
	1 To	1,000	23	14,900
	1,001 To	9,000	141	453,400

	Usage Bracket		Number Of Services	Total Usage
	9,001 To	10,000	1	9,800
	10,001 To	30,000	5	71,200
Route 0007 Totals			190	549,300
Route 0008 Breakdown	0 To	0	5	0
	1,001 To	9,000	13	55,300
	9,001 To	10,000	1	9,100
	10,001 To	30,000	2	23,300
Route 0008 Totals			21	87,700
Route 0009 Breakdown	0 To	0	44	0
	1 To	1,000	40	24,400
	1,001 To	9,000	337	1,154,700
	9,001 To	10,000	2	19,500
	10,001 To	30,000	12	169,500
	30,001 To	50,000	1	38,700
	50,001 To	999,999,999	1	129,100
Route 0009 Totals			437	1,535,900
Route 0010 Breakdown	0 To	0	11	0
	1 To	1,000	19	12,200
	1,001 To	9,000	113	396,600
	9,001 To	10,000	1	9,600
	10,001 To	30,000	5	53,600
Route 0010 Totals			149	472,000
Route 0011 Breakdown	0 To	0	20	0
	1 To	1,000	63	39,800
	1,001 To	9,000	276	829,000
	9,001 To	10,000	2	19,300
	10,001 To	30,000	7	106,700
	50,001 To	999,999,999	1	194,100
Route 0011 Totals			369	1,188,900
Route 0012 Breakdown	0 To	0	23	0
	1 To	1,000	30	19,900
	1,001 To	9,000	229	769,900
	9,001 To	10,000	4	38,200
	10,001 To	30,000	9	110,600
	30,001 To	50,000	1	33,800
	50,001 To	999,999,999	2	206,800
Route 0012 Totals			298	1,179,200
Route 0013 Breakdown	1 To	1,000	1	300
	1,001 To	9,000	23	68,500
	9,001 To	10,000	1	9,100
	10,001 To	30,000	1	25,000
Route 0013 Totals			26	102,900
Route 0014 Breakdown	0 To	0	21	0
	1 To	1,000	17	11,500
	1,001 To	9,000	167	520,800
	9,001 To	10,000	2	19,000
	10,001 To	30,000	2	30,700
	30,001 To	50,000	1	40,800
Route 0014 Totals			210	622,800
Route 0020 Breakdown	0 To	0	1	0
Route 0020 Totals			1	0

	Usage Bracket	Number Of Services	Total Usage
Grand Totals		2,803	9,479,800

Knott County Water & Sewer Dis Consumption Analysis

Account Range	All Accounts	Limits	Increments
Service Type	WA Water	1,000	1,000
Rate Code	04 R1 Residential 3/4"	9,000	8,000
Billing Cycle	12 Monthly Bill	10,000	1,000
Report Is For	History Billing Information	30,000	20,000
History Date Range	03/01/2018 To 03/31/2018	50,000	20,000
Print On Report	Number Of Services	999,999,999	999,999,999
Report Type	Break Down Consumption Brackets By Route		
Customer Type	Not Applicable		
Use Reading Factor	<input checked="" type="checkbox"/>		
Include Inactive Services	<input checked="" type="checkbox"/>		
Produce an exception report of all accounts with a consumption over	999,999,999		
Date Selection For Report	Posting		

	Usage Bracket		Number Of Services	Total Usage
Route 0001 Breakdown	0 To	0	11	0
	1 To	1,000	32	18,100
	1,001 To	9,000	109	352,900
	9,001 To	10,000	1	9,900
	10,001 To	30,000	3	36,500
	30,001 To	50,000	1	34,100
Route 0001 Totals			157	451,500
Route 0002 Breakdown	0 To	0	10	0
	1 To	1,000	12	5,600
	1,001 To	9,000	83	287,200
	9,001 To	10,000	1	9,600
	10,001 To	30,000	2	22,600
Route 0002 Totals			108	325,000
Route 0004 Breakdown	0 To	0	53	0
	1 To	1,000	75	44,800
	1,001 To	9,000	363	1,041,100
	9,001 To	10,000	2	19,700
	10,001 To	30,000	7	89,900
	30,001 To	50,000	1	33,100
Route 0004 Totals			501	1,228,600
Route 0005 Breakdown	0 To	0	21	0
	1 To	1,000	75	45,300
	1,001 To	9,000	226	617,200
	10,001 To	30,000	4	57,500
	30,001 To	50,000	1	30,700
	50,001 To	999,999,999	1	110,200
Route 0005 Totals			328	860,900
Route 0006 Breakdown	0 To	0	2	0
	1 To	1,000	2	400
	1,001 To	9,000	8	19,500
Route 0006 Totals			12	19,900
Route 0007 Breakdown	0 To	0	19	0
	1 To	1,000	26	17,500
	1,001 To	9,000	140	429,800
	9,001 To	10,000	4	38,300

	Usage Bracket		Number Of Services	Total Usage
	10,001 To	30,000	1	12,500
Route 0007 Totals			190	498,100
Route 0008 Breakdown	0 To	0	4	0
	1 To	1,000	1	1,000
	1,001 To	9,000	14	61,000
	9,001 To	10,000	1	9,800
Route 0008 Totals			20	71,800
Route 0009 Breakdown	0 To	0	45	0
	1 To	1,000	53	33,300
	1,001 To	9,000	327	1,045,500
	9,001 To	10,000	1	9,400
	10,001 To	30,000	9	125,300
	50,001 To	999,999,999	1	73,400
Route 0009 Totals			436	1,286,900
Route 0010 Breakdown	0 To	0	11	0
	1 To	1,000	17	10,300
	1,001 To	9,000	116	369,100
	9,001 To	10,000	3	29,500
	10,001 To	30,000	3	48,900
Route 0010 Totals			150	457,800
Route 0011 Breakdown	0 To	0	21	0
	1 To	1,000	60	35,800
	1,001 To	9,000	284	835,800
	9,001 To	10,000	1	9,300
	10,001 To	30,000	3	35,200
	50,001 To	999,999,999	1	193,700
Route 0011 Totals			370	1,109,800
Route 0012 Breakdown	0 To	0	18	0
	1 To	1,000	31	15,900
	1,001 To	9,000	238	799,800
	10,001 To	30,000	8	113,600
	30,001 To	50,000	1	31,300
	50,001 To	999,999,999	1	56,200
Route 0012 Totals			297	1,016,800
Route 0013 Breakdown	1 To	1,000	3	2,000
	1,001 To	9,000	21	62,900
	10,001 To	30,000	2	33,700
Route 0013 Totals			26	98,600
Route 0014 Breakdown	0 To	0	21	0
	1 To	1,000	25	15,200
	1,001 To	9,000	161	471,900
	9,001 To	10,000	1	9,600
	10,001 To	30,000	2	34,500
Route 0014 Totals			210	531,200
Route 0020 Breakdown	0 To	0	1	0
Route 0020 Totals			1	0
Grand Totals			2,806	7,956,900

Knott County Water & Sewer Dis Consumption Analysis

Account Range	All Accounts	Limits	Increments
Service Type	WA Water	1,000	1,000
Rate Code	04 R1 Residential 3/4"	9,000	8,000
Billing Cycle	12 Monthly Bill	10,000	1,000
Report Is For	History Billing Information	30,000	20,000
History Date Range	04/01/2018 To 04/30/2018	50,000	20,000
Print On Report	Number Of Services	999,999,999	999,999,999
Report Type	Break Down Consumption Brackets By Route		
Customer Type	Not Applicable		
Use Reading Factor	<input checked="" type="checkbox"/>		
Include Inactive Services	<input checked="" type="checkbox"/>		
Produce an exception report of all accounts with a consumption over	999,999,999		
Date Selection For Report	Posting		

	Usage Bracket		Number Of Services	Total Usage
Route 0001 Breakdown	0 To	0	13	0
	1 To	1,000	26	16,100
	1,001 To	9,000	109	372,400
	9,001 To	10,000	4	37,700
	10,001 To	30,000	4	64,900
Route 0001 Totals			156	491,100
Route 0002 Breakdown	0 To	0	10	0
	1 To	1,000	10	5,600
	1,001 To	9,000	82	293,500
	9,001 To	10,000	2	18,600
	10,001 To	30,000	3	35,100
Route 0002 Totals			107	352,800
Route 0004 Breakdown	0 To	0	49	0
	1 To	1,000	72	43,200
	1,001 To	9,000	371	1,155,700
	9,001 To	10,000	4	38,400
	10,001 To	30,000	6	84,200
Route 0004 Totals			502	1,321,500
Route 0005 Breakdown	0 To	0	18	0
	1 To	1,000	49	29,600
	1,001 To	9,000	252	799,100
	9,001 To	10,000	1	9,900
	10,001 To	30,000	5	80,900
	50,001 To	999,999,999	1	83,000
Route 0005 Totals			326	1,002,500
Route 0006 Breakdown	0 To	0	1	0
	1 To	1,000	3	900
	1,001 To	9,000	8	22,200
Route 0006 Totals			12	23,100
Route 0007 Breakdown	0 To	0	15	0
	1 To	1,000	27	17,300
	1,001 To	9,000	142	470,000
	9,001 To	10,000	1	9,800
	10,001 To	30,000	3	52,500
Route 0007 Totals			188	549,600

	Usage Bracket		Number Of Services	Total Usage
Route 0008 Breakdown	0 To	0	3	0
	1 To	1,000	1	1,000
	1,001 To	9,000	13	53,000
	9,001 To	10,000	2	18,800
Route 0008 Totals			19	72,800
Route 0009 Breakdown	0 To	0	32	0
	1 To	1,000	43	22,600
	1,001 To	9,000	343	1,170,700
	9,001 To	10,000	6	57,300
	10,001 To	30,000	11	165,800
Route 0009 Totals			435	1,416,400
Route 0010 Breakdown	0 To	0	6	0
	1 To	1,000	18	10,100
	1,001 To	9,000	124	469,900
	9,001 To	10,000	1	9,600
	10,001 To	30,000	4	55,400
Route 0010 Totals			153	545,000
Route 0011 Breakdown	0 To	0	20	0
	1 To	1,000	42	25,000
	1,001 To	9,000	295	1,029,100
	9,001 To	10,000	4	38,200
	10,001 To	30,000	5	67,200
	50,001 To	999,999,999	1	60,800
Route 0011 Totals			367	1,220,300
Route 0012 Breakdown	0 To	0	24	0
	1 To	1,000	24	12,200
	1,001 To	9,000	236	881,300
	9,001 To	10,000	3	28,300
	10,001 To	30,000	10	163,600
Route 0012 Totals			297	1,085,400
Route 0013 Breakdown	1 To	1,000	3	2,000
	1,001 To	9,000	22	84,000
	30,001 To	50,000	1	30,600
Route 0013 Totals			26	116,600
Route 0014 Breakdown	0 To	0	14	0
	1 To	1,000	30	19,500
	1,001 To	9,000	162	489,200
	9,001 To	10,000	1	9,400
	10,001 To	30,000	5	67,600
	50,001 To	999,999,999	1	67,200
Route 0014 Totals			213	652,900
Route 0020 Breakdown	0 To	0	1	0
Route 0020 Totals			1	0
Grand Totals			2,802	8,850,000

Knott County Water & Sewer Dis Consumption Analysis

Account Range	All Accounts	Limits	Increments
Service Type	WA Water	1,000	1,000
Rate Code	04 R1 Residential 3/4"	9,000	8,000
Billing Cycle	12 Monthly Bill	10,000	1,000
Report Is For	History Billing Information	30,000	20,000
History Date Range	05/01/2018 To 05/31/2018	50,000	20,000
Print On Report	Number Of Services	999,999,999	999,999,999
Report Type	Break Down Consumption Brackets By Route		
Customer Type	Not Applicable		
Use Reading Factor	<input checked="" type="checkbox"/>		
Include Inactive Services	<input checked="" type="checkbox"/>		
Produce an exception report of all accounts with a consumption over	999,999,999		
Date Selection For Report	Posting		

	Usage Bracket		Number Of Services	Total Usage
Route 0001 Breakdown	0 To	0	10	0
	1 To	1,000	27	14,900
	1,001 To	9,000	110	376,500
	10,001 To	30,000	8	119,700
Route 0001 Totals			155	511,100
Route 0002 Breakdown	0 To	0	9	0
	1 To	1,000	15	8,900
	1,001 To	9,000	82	297,500
	9,001 To	10,000	1	9,500
	10,001 To	30,000	2	21,800
Route 0002 Totals			109	337,700
Route 0004 Breakdown	0 To	0	42	0
	1 To	1,000	85	43,800
	1,001 To	9,000	371	1,132,400
	9,001 To	10,000	3	28,300
	10,001 To	30,000	5	74,200
Route 0004 Totals			506	1,278,700
Route 0005 Breakdown	0 To	0	15	0
	1 To	1,000	56	32,100
	1,001 To	9,000	249	801,300
	9,001 To	10,000	3	28,900
	10,001 To	30,000	3	45,800
Route 0005 Totals			326	908,100
Route 0006 Breakdown	0 To	0	4	0
	1 To	1,000	1	1,000
	1,001 To	9,000	8	19,900
Route 0006 Totals			13	20,900
Route 0007 Breakdown	0 To	0	14	0
	1 To	1,000	25	14,600
	1,001 To	9,000	145	458,200
	9,001 To	10,000	1	9,100
	10,001 To	30,000	3	43,200
	30,001 To	50,000	1	39,500
Route 0007 Totals			189	564,600
Route 0008 Breakdown	0 To	0	3	0
Monday, June 03, 2019 11:26 AM				

	Usage Bracket		Number Of Services		Total Usage
	1 To	1,000	2		1,400
	1,001 To	9,000	12		50,900
	10,001 To	30,000	3		40,500
Route 0008 Totals			20		92,800
Route 0009 Breakdown	0 To	0	36		0
	1 To	1,000	56		35,000
	1,001 To	9,000	333		1,040,100
	9,001 To	10,000	1		9,100
	10,001 To	30,000	9		141,300
Route 0009 Totals			435		1,225,500
Route 0010 Breakdown	0 To	0	9		0
	1 To	1,000	23		14,000
	1,001 To	9,000	114		371,600
	9,001 To	10,000	4		38,400
	10,001 To	30,000	4		48,700
	30,001 To	50,000	1		31,700
Route 0010 Totals			155		504,400
Route 0011 Breakdown	0 To	0	19		0
	1 To	1,000	55		34,200
	1,001 To	9,000	277		830,300
	9,001 To	10,000	4		38,200
	10,001 To	30,000	11		169,000
Route 0011 Totals			366		1,071,700
Route 0012 Breakdown	0 To	0	18		0
	1 To	1,000	27		13,400
	1,001 To	9,000	233		749,300
	9,001 To	10,000	8		76,300
	10,001 To	30,000	9		121,100
	50,001 To	999,999,999	1		444,100
Route 0012 Totals			296		1,404,200
Route 0013 Breakdown	1 To	1,000	5		3,100
	1,001 To	9,000	20		62,300
	10,001 To	30,000	1		24,900
Route 0013 Totals			26		90,300
Route 0014 Breakdown	0 To	0	13		0
	1 To	1,000	25		15,600
	1,001 To	9,000	160		559,700
	9,001 To	10,000	4		38,300
	10,001 To	30,000	10		160,200
	50,001 To	999,999,999	1		98,400
Route 0014 Totals			213		872,200
Route 0020 Breakdown	0 To	0	1		0
Route 0020 Totals			1		0
Grand Totals			2,810		8,882,200

Knott County Water & Sewer Dis Consumption Analysis

Account Range	All Accounts	Limits	Increments
Service Type	WA Water	1,000	1,000
Rate Code	04 R1 Residential 3/4"	9,000	8,000
Billing Cycle	12 Monthly Bill	10,000	1,000
Report Is For	History Billing Information	30,000	20,000
History Date Range	06/01/2018 To 06/30/2018	50,000	20,000
Print On Report	Number Of Services	999,999,999	999,999,999
Report Type	Break Down Consumption Brackets By Route		
Customer Type	Not Applicable		
Use Reading Factor	<input checked="" type="checkbox"/>		
Include Inactive Services	<input checked="" type="checkbox"/>		
Produce an exception report of all accounts with a consumption over	999,999,999		
Date Selection For Report	Posting		

	Usage Bracket		Number Of Services	Total Usage
Route 0001 Breakdown	0 To	0	8	0
	1 To	1,000	28	15,900
	1,001 To	9,000	113	409,900
	10,001 To	30,000	6	74,200
Route 0001 Totals			155	500,000
Route 0002 Breakdown	0 To	0	6	0
	1 To	1,000	14	6,900
	1,001 To	9,000	85	307,600
	10,001 To	30,000	4	64,900
Route 0002 Totals			109	379,400
Route 0004 Breakdown	0 To	0	44	0
	1 To	1,000	75	42,200
	1,001 To	9,000	372	1,200,100
	9,001 To	10,000	5	47,300
	10,001 To	30,000	12	178,700
Route 0004 Totals			508	1,468,300
Route 0005 Breakdown	0 To	0	13	0
	1 To	1,000	56	31,600
	1,001 To	9,000	238	724,600
	9,001 To	10,000	6	56,900
	10,001 To	30,000	13	178,800
	30,001 To	50,000	1	30,300
Route 0005 Totals			327	1,022,200
Route 0006 Breakdown	0 To	0	2	0
	1 To	1,000	2	900
	1,001 To	9,000	8	17,900
Route 0006 Totals			12	18,800
Route 0007 Breakdown	0 To	0	12	0
	1 To	1,000	29	18,700
	1,001 To	9,000	133	412,100
	9,001 To	10,000	4	39,100
	10,001 To	30,000	8	101,200
	50,001 To	999,999,999	2	133,700
Route 0007 Totals			188	704,800
Route 0008 Breakdown	0 To	0	4	0
Monday, June 03, 2019 11:38 AM				

	Usage Bracket		Number Of Services	Total Usage
	1 To	1,000	3	2,000
	1,001 To	9,000	12	61,300
	10,001 To	30,000	1	10,200
	30,001 To	50,000	1	33,400
Route 0008 Totals			21	106,900
Route 0009 Breakdown	0 To	0	34	0
	1 To	1,000	53	28,300
	1,001 To	9,000	329	1,053,100
	9,001 To	10,000	6	56,900
	10,001 To	30,000	17	266,600
Route 0009 Totals			439	1,404,900
Route 0010 Breakdown	0 To	0	9	0
	1 To	1,000	15	7,600
	1,001 To	9,000	117	415,500
	10,001 To	30,000	14	195,200
	50,001 To	999,999,999	1	998,700
Route 0010 Totals			156	1,617,000
Route 0011 Breakdown	0 To	0	14	0
	1 To	1,000	51	31,100
	1,001 To	9,000	286	1,002,400
	9,001 To	10,000	4	38,700
	10,001 To	30,000	12	159,800
Route 0011 Totals			367	1,232,000
Route 0012 Breakdown	0 To	0	17	0
	1 To	1,000	28	15,300
	1,001 To	9,000	222	837,600
	9,001 To	10,000	5	47,700
	10,001 To	30,000	25	349,600
Route 0012 Totals			297	1,250,200
Route 0013 Breakdown	1 To	1,000	1	200
	1,001 To	9,000	22	73,900
	9,001 To	10,000	1	9,900
	10,001 To	30,000	1	19,100
	30,001 To	50,000	1	47,900
Route 0013 Totals			26	151,000
Route 0014 Breakdown	0 To	0	13	0
	1 To	1,000	39	23,900
	1,001 To	9,000	155	472,800
	9,001 To	10,000	1	9,100
	10,001 To	30,000	6	93,500
Route 0014 Totals			214	599,300
Route 0020 Breakdown	0 To	0	1	0
Route 0020 Totals			1	0
Grand Totals			2,820	10,454,800

Knott County Water & Sewer Dis Consumption Analysis

Account Range	All Accounts	Limits	Increments
Service Type	WA Water	1,000	1,000
Rate Code	04 R1 Residential 3/4"	9,000	8,000
Billing Cycle	12 Monthly Bill	10,000	1,000
Report Is For	History Billing Information	30,000	20,000
History Date Range	07/01/2018 To 07/31/2018	50,000	20,000
Print On Report	Number Of Services	999,999,999	999,999,999
Report Type	Break Down Consumption Brackets By Route		
Customer Type	Not Applicable		
Use Reading Factor	<input checked="" type="checkbox"/>		
Include Inactive Services	<input checked="" type="checkbox"/>		
Produce an exception report of all accounts with a consumption over	999,999,999		
Date Selection For Report	Posting		

	Usage Bracket		Number Of Services	Total Usage
Route 0001 Breakdown	0 To	0	9	0
	1 To	1,000	20	10,600
	1,001 To	9,000	114	432,500
	9,001 To	10,000	3	29,000
	10,001 To	30,000	8	102,700
Route 0001 Totals			154	574,800
Route 0002 Breakdown	0 To	0	7	0
	1 To	1,000	10	5,200
	1,001 To	9,000	86	337,100
	9,001 To	10,000	1	9,100
	10,001 To	30,000	5	66,500
Route 0002 Totals			109	417,900
Route 0004 Breakdown	0 To	0	39	0
	1 To	1,000	62	34,700
	1,001 To	9,000	382	1,336,300
	9,001 To	10,000	4	37,700
	10,001 To	30,000	19	262,300
Route 0004 Totals			506	1,671,000
Route 0005 Breakdown	0 To	0	15	0
	1 To	1,000	45	26,600
	1,001 To	9,000	245	877,300
	9,001 To	10,000	1	9,700
	10,001 To	30,000	18	259,200
Route 0005 Totals			324	1,172,800
Route 0006 Breakdown	0 To	0	2	0
	1 To	1,000	1	100
	1,001 To	9,000	9	24,100
Route 0006 Totals			12	24,200
Route 0007 Breakdown	0 To	0	14	0
	1 To	1,000	21	13,800
	1,001 To	9,000	139	492,000
	9,001 To	10,000	1	9,500
	10,001 To	30,000	10	122,800
Route 0007 Totals			185	638,100
Route 0008 Breakdown	0 To	0	3	0

	Usage Bracket		Number Of Services	Total Usage
	1 To	1,000	1	1,000
	1,001 To	9,000	12	45,900
	10,001 To	30,000	4	60,500
Route 0008 Totals			20	107,400
Route 0009 Breakdown	0 To	0	34	0
	1 To	1,000	36	19,400
	1,001 To	9,000	350	1,217,100
	9,001 To	10,000	4	38,000
	10,001 To	30,000	13	204,600
Route 0009 Totals			437	1,479,100
Route 0010 Breakdown	0 To	0	6	0
	1 To	1,000	20	13,600
	1,001 To	9,000	122	440,200
	10,001 To	30,000	6	90,800
	30,001 To	50,000	1	31,400
Route 0010 Totals			155	576,000
Route 0011 Breakdown	0 To	0	14	0
	1 To	1,000	47	24,600
	1,001 To	9,000	297	1,000,000
	9,001 To	10,000	4	37,500
	10,001 To	30,000	7	79,100
Route 0011 Totals			369	1,141,200
Route 0012 Breakdown	0 To	0	15	0
	1 To	1,000	31	15,900
	1,001 To	9,000	234	838,600
	9,001 To	10,000	6	56,900
	10,001 To	30,000	12	140,000
Route 0012 Totals			298	1,051,400
Route 0013 Breakdown	1 To	1,000	2	700
	1,001 To	9,000	22	67,700
	9,001 To	10,000	1	9,400
	30,001 To	50,000	1	32,700
Route 0013 Totals			26	110,500
Route 0014 Breakdown	0 To	0	15	0
	1 To	1,000	24	12,500
	1,001 To	9,000	172	583,400
	9,001 To	10,000	1	9,300
	10,001 To	30,000	4	68,600
	30,001 To	50,000	1	39,500
Route 0014 Totals			217	713,300
Route 0020 Breakdown	0 To	0	1	0
Route 0020 Totals			1	0
Grand Totals			2,813	9,677,700

Knott County Water & Sewer Dis Consumption Analysis

Account Range	All Accounts	Limits	Increments
Service Type	WA Water	1,000	1,000
Rate Code	04 R1 Residential 3/4"	9,000	8,000
Billing Cycle	12 Monthly Bill	10,000	1,000
Report Is For	History Billing Information	30,000	20,000
History Date Range	08/01/2018 To 08/31/2018	50,000	20,000
Print On Report	Number Of Services	999,999,999	999,999,999
Report Type	Break Down Consumption Brackets By Route		
Customer Type	Not Applicable		
Use Reading Factor	<input checked="" type="checkbox"/>		
Include Inactive Services	<input checked="" type="checkbox"/>		
Produce an exception report of all accounts with a consumption over	999,999,999		
Date Selection For Report	Posting		

	Usage Bracket		Number Of Services	Total Usage
Route 0001 Breakdown	0 To	0	12	0
	1 To	1,000	25	15,500
	1,001 To	9,000	110	401,800
	9,001 To	10,000	2	18,700
	10,001 To	30,000	5	72,500
Route 0001 Totals			154	508,500
Route 0002 Breakdown	0 To	0	11	0
	1 To	1,000	11	6,900
	1,001 To	9,000	81	286,200
	10,001 To	30,000	5	62,600
Route 0002 Totals			108	355,700
Route 0004 Breakdown	0 To	0	41	0
	1 To	1,000	75	42,200
	1,001 To	9,000	376	1,192,100
	9,001 To	10,000	3	28,600
	10,001 To	30,000	11	150,600
Route 0004 Totals			506	1,413,500
Route 0005 Breakdown	0 To	0	14	0
	1 To	1,000	57	29,600
	1,001 To	9,000	246	774,100
	9,001 To	10,000	3	29,000
	10,001 To	30,000	10	136,600
	30,001 To	50,000	1	46,800
Route 0005 Totals			331	1,016,100
Route 0006 Breakdown	0 To	0	2	0
	1 To	1,000	2	1,100
	1,001 To	9,000	7	16,500
Route 0006 Totals			11	17,600
Route 0007 Breakdown	0 To	0	18	0
	1 To	1,000	22	14,100
	1,001 To	9,000	141	460,300
	9,001 To	10,000	1	9,300
	10,001 To	30,000	6	72,800
Route 0007 Totals			188	556,500
Route 0008 Breakdown	0 To	0	3	0

	Usage Bracket		Number Of Services	Total Usage
	1,001 To	9,000	15	60,500
	10,001 To	30,000	2	23,500
Route 0008 Totals			20	84,000
Route 0009 Breakdown	0 To	0	31	0
	1 To	1,000	44	24,900
	1,001 To	9,000	352	1,146,200
	9,001 To	10,000	1	10,000
	10,001 To	30,000	8	118,000
	30,001 To	50,000	1	32,300
Route 0009 Totals			437	1,331,400
Route 0010 Breakdown	0 To	0	11	0
	1 To	1,000	18	9,600
	1,001 To	9,000	123	426,400
	9,001 To	10,000	2	19,400
	10,001 To	30,000	3	55,100
	50,001 To	999,999,999	1	52,800
Route 0010 Totals			158	563,300
Route 0011 Breakdown	0 To	0	19	0
	1 To	1,000	45	26,500
	1,001 To	9,000	294	996,000
	9,001 To	10,000	3	27,700
	10,001 To	30,000	9	113,100
Route 0011 Totals			370	1,163,300
Route 0012 Breakdown	0 To	0	15	0
	1 To	1,000	28	13,800
	1,001 To	9,000	241	835,700
	9,001 To	10,000	3	28,300
	10,001 To	30,000	10	125,400
Route 0012 Totals			297	1,003,200
Route 0013 Breakdown	1 To	1,000	2	1,200
	1,001 To	9,000	22	65,800
	10,001 To	30,000	1	11,400
	30,001 To	50,000	1	44,500
Route 0013 Totals			26	122,900
Route 0014 Breakdown	0 To	0	11	0
	1 To	1,000	29	16,600
	1,001 To	9,000	171	544,100
	9,001 To	10,000	1	9,600
	10,001 To	30,000	4	59,300
Route 0014 Totals			216	629,600
Route 0020 Breakdown	0 To	0	1	0
Route 0020 Totals			1	0
Grand Totals			2,823	8,765,600

Knott County Water & Sewer Dis Consumption Analysis

Account Range	All Accounts	Limits	Increments
Service Type	WA Water	1,000	1,000
Rate Code	04 R1 Residential 3/4"	9,000	8,000
Billing Cycle	12 Monthly Bill	10,000	1,000
Report Is For	History Billing Information	30,000	20,000
History Date Range	09/01/2018 To 09/30/2018	50,000	20,000
Print On Report	Number Of Services	999,999,999	999,999,999
Report Type	Break Down Consumption Brackets By Route		
Customer Type	Not Applicable		
Use Reading Factor	<input checked="" type="checkbox"/>		
Include Inactive Services	<input checked="" type="checkbox"/>		
Produce an exception report of all accounts with a consumption over	999,999,999		
Date Selection For Report	Posting		

	Usage Bracket		Number Of Services	Total Usage
Route 0001 Breakdown	0 To	0	9	0
	1 To	1,000	27	16,000
	1,001 To	9,000	111	430,300
	9,001 To	10,000	3	28,400
	10,001 To	30,000	5	63,300
Route 0001 Totals			155	538,000
Route 0002 Breakdown	0 To	0	8	0
	1 To	1,000	14	9,200
	1,001 To	9,000	83	329,900
	9,001 To	10,000	1	10,000
	10,001 To	30,000	1	13,500
	50,001 To	999,999,999	1	61,400
Route 0002 Totals			108	424,000
Route 0004 Breakdown	0 To	0	37	0
	1 To	1,000	74	42,400
	1,001 To	9,000	385	1,289,600
	10,001 To	30,000	8	98,400
	50,001 To	999,999,999	2	215,100
Route 0004 Totals			506	1,645,500
Route 0005 Breakdown	0 To	0	17	0
	1 To	1,000	43	26,300
	1,001 To	9,000	252	812,200
	9,001 To	10,000	2	19,700
	10,001 To	30,000	13	168,100
	30,001 To	50,000	1	47,000
Route 0005 Totals			328	1,073,300
Route 0006 Breakdown	0 To	0	1	0
	1 To	1,000	3	1,000
	1,001 To	9,000	7	17,000
Route 0006 Totals			11	18,000
Route 0007 Breakdown	0 To	0	13	0
	1 To	1,000	23	11,900
	1,001 To	9,000	142	467,200
	9,001 To	10,000	1	9,200
	10,001 To	30,000	6	97,600

	Usage Bracket		Number Of Services	Total Usage
	30,001 To	50,000	1	39,000
Route 0007 Totals			186	624,900
Route 0008 Breakdown	0 To	0	2	0
	1 To	1,000	1	200
	1,001 To	9,000	15	63,800
	9,001 To	10,000	1	9,300
	10,001 To	30,000	1	11,000
Route 0008 Totals			20	84,300
Route 0009 Breakdown	0 To	0	35	0
	1 To	1,000	47	25,300
	1,001 To	9,000	340	1,196,200
	9,001 To	10,000	7	65,400
	10,001 To	30,000	9	120,700
Route 0009 Totals			438	1,407,600
Route 0010 Breakdown	0 To	0	10	0
	1 To	1,000	18	10,600
	1,001 To	9,000	126	437,600
	9,001 To	10,000	4	37,200
	10,001 To	30,000	3	57,800
Route 0010 Totals			161	543,200
Route 0011 Breakdown	0 To	0	20	0
	1 To	1,000	57	34,700
	1,001 To	9,000	284	887,300
	9,001 To	10,000	3	28,400
	10,001 To	30,000	5	79,800
Route 0011 Totals			369	1,030,200
Route 0012 Breakdown	0 To	0	15	0
	1 To	1,000	32	15,400
	1,001 To	9,000	231	884,800
	9,001 To	10,000	4	37,400
	10,001 To	30,000	14	203,700
	30,001 To	50,000	1	35,200
Route 0012 Totals			297	1,176,500
Route 0013 Breakdown	1 To	1,000	3	1,300
	1,001 To	9,000	22	62,800
	50,001 To	999,999,999	1	64,100
Route 0013 Totals			26	128,200
Route 0014 Breakdown	0 To	0	15	0
	1 To	1,000	22	13,800
	1,001 To	9,000	171	553,100
	9,001 To	10,000	4	38,100
	10,001 To	30,000	7	89,200
	50,001 To	999,999,999	1	67,800
Route 0014 Totals			220	762,000
Route 0020 Breakdown	0 To	0	1	0
Route 0020 Totals			1	0
Grand Totals			2,826	9,455,700

Knott County Water & Sewer Dis Consumption Analysis

Account Range	All Accounts	Limits	Increments
Service Type	WA Water	1,000	1,000
Rate Code	04 R1 Residential 3/4"	9,000	8,000
Billing Cycle	12 Monthly Bill	10,000	1,000
Report Is For	History Billing Information	30,000	20,000
History Date Range	10/01/2018 To 10/31/2018	50,000	20,000
Print On Report	Number Of Services	999,999,999	999,999,999
Report Type	Break Down Consumption Brackets By Route		
Customer Type	Not Applicable		
Use Reading Factor	<input checked="" type="checkbox"/>		
Include Inactive Services	<input checked="" type="checkbox"/>		
Produce an exception report of all accounts with a consumption over	999,999,999		
Date Selection For Report	Posting		

	Usage Bracket		Number Of Services	Total Usage
Route 0001 Breakdown	0 To	0	15	0
	1 To	1,000	26	16,100
	1,001 To	9,000	107	369,900
	9,001 To	10,000	1	9,800
	10,001 To	30,000	8	102,800
Route 0001 Totals			157	498,600
Route 0002 Breakdown	0 To	0	12	0
	1 To	1,000	13	7,900
	1,001 To	9,000	82	272,500
	10,001 To	30,000	2	36,400
Route 0002 Totals			109	316,800
Route 0004 Breakdown	0 To	0	41	0
	1 To	1,000	75	45,000
	1,001 To	9,000	382	1,159,900
	9,001 To	10,000	3	28,000
	10,001 To	30,000	2	20,700
	50,001 To	999,999,999	2	177,700
Route 0004 Totals			505	1,431,300
Route 0005 Breakdown	0 To	0	18	0
	1 To	1,000	49	26,100
	1,001 To	9,000	256	771,600
	9,001 To	10,000	2	18,500
	10,001 To	30,000	7	96,100
	30,001 To	50,000	1	44,200
Route 0005 Totals			333	956,500
Route 0006 Breakdown	0 To	0	3	0
	1 To	1,000	2	1,400
	1,001 To	9,000	6	13,400
Route 0006 Totals			11	14,800
Route 0007 Breakdown	0 To	0	16	0
	1 To	1,000	20	10,700
	1,001 To	9,000	148	458,200
	10,001 To	30,000	3	56,100
Route 0007 Totals			187	525,000
Route 0008 Breakdown	0 To	0	2	0

	Usage Bracket		Number Of Services	Total Usage
	1 To	1,000	1	800
	1,001 To	9,000	16	54,600
	10,001 To	30,000	1	10,300
Route 0008 Totals			20	65,700
Route 0009 Breakdown	0 To	0	40	0
	1 To	1,000	48	25,200
	1,001 To	9,000	340	1,072,300
	9,001 To	10,000	4	38,200
	10,001 To	30,000	7	103,100
	50,001 To	999,999,999	1	989,000
Route 0009 Totals			440	2,227,800
Route 0010 Breakdown	0 To	0	8	0
	1 To	1,000	21	10,800
	1,001 To	9,000	123	423,500
	9,001 To	10,000	2	19,500
	10,001 To	30,000	6	95,200
Route 0010 Totals			160	549,000
Route 0011 Breakdown	0 To	0	21	0
	1 To	1,000	55	34,900
	1,001 To	9,000	289	924,800
	9,001 To	10,000	1	9,100
	10,001 To	30,000	7	99,000
Route 0011 Totals			373	1,067,800
Route 0012 Breakdown	0 To	0	15	0
	1 To	1,000	29	13,000
	1,001 To	9,000	236	830,300
	9,001 To	10,000	2	19,400
	10,001 To	30,000	12	181,300
Route 0012 Totals			294	1,044,000
Route 0013 Breakdown	0 To	0	1	0
	1 To	1,000	4	1,900
	1,001 To	9,000	19	51,800
	9,001 To	10,000	1	9,500
	50,001 To	999,999,999	1	71,900
Route 0013 Totals			26	135,100
Route 0014 Breakdown	0 To	0	15	0
	1 To	1,000	30	18,500
	1,001 To	9,000	170	518,500
	9,001 To	10,000	2	19,600
	10,001 To	30,000	4	50,400
	50,001 To	999,999,999	1	75,100
Route 0014 Totals			222	682,100
Route 0020 Breakdown	0 To	0	1	0
Route 0020 Totals			1	0
Grand Totals			2,838	9,514,500

Knott County Water & Sewer Dis Consumption Analysis

Account Range	All Accounts	Limits	Increments
Service Type	WA Water	1,000	1,000
Rate Code	04 R1 Residential 3/4"	9,000	8,000
Billing Cycle	12 Monthly Bill	10,000	1,000
Report Is For	History Billing Information	30,000	20,000
History Date Range	11/01/2018 To 11/30/2018	50,000	20,000
Print On Report	Number Of Services	999,999,999	999,999,999
Report Type	Break Down Consumption Brackets By Route		
Customer Type	Not Applicable		
Use Reading Factor	<input checked="" type="checkbox"/>		
Include Inactive Services	<input checked="" type="checkbox"/>		
Produce an exception report of all accounts with a consumption over	999,999,999		
Date Selection For Report	Posting		

	Usage Bracket		Number Of Services	Total Usage
Route 0001 Breakdown	0 To	0	11	0
	1 To	1,000	30	15,900
	1,001 To	9,000	108	363,300
	9,001 To	10,000	1	9,700
	10,001 To	30,000	5	70,700
Route 0001 Totals			155	459,600
Route 0002 Breakdown	0 To	0	7	0
	1 To	1,000	12	5,100
	1,001 To	9,000	87	289,900
	9,001 To	10,000	2	19,100
Route 0002 Totals			108	314,100
Route 0004 Breakdown	0 To	0	54	0
	1 To	1,000	71	43,700
	1,001 To	9,000	379	1,134,100
	9,001 To	10,000	2	19,100
	10,001 To	30,000	3	37,200
	50,001 To	999,999,999	1	55,100
Route 0004 Totals			510	1,289,200
Route 0005 Breakdown	0 To	0	17	0
	1 To	1,000	60	36,200
	1,001 To	9,000	249	759,400
	9,001 To	10,000	3	28,300
	10,001 To	30,000	3	40,100
	50,001 To	999,999,999	2	139,200
Route 0005 Totals			334	1,003,200
Route 0006 Breakdown	0 To	0	3	0
	1 To	1,000	1	300
	1,001 To	9,000	8	17,300
Route 0006 Totals			12	17,600
Route 0007 Breakdown	0 To	0	13	0
	1 To	1,000	27	17,700
	1,001 To	9,000	145	456,400
	9,001 To	10,000	1	9,200
Route 0007 Totals			186	483,300
Route 0008 Breakdown	0 To	0	2	0
Monday, June 03, 2019 11:46 AM				

	Usage Bracket		Number Of Services	Total Usage
	1 To	1,000	2	1,700
	1,001 To	9,000	15	57,000
	10,001 To	30,000	1	12,200
Route 0008 Totals			20	70,900
Route 0009 Breakdown	0 To	0	47	0
	1 To	1,000	41	21,700
	1,001 To	9,000	340	1,049,400
	9,001 To	10,000	3	28,800
	10,001 To	30,000	7	99,100
	30,001 To	50,000	1	30,700
Route 0009 Totals			439	1,229,700
Route 0010 Breakdown	0 To	0	9	0
	1 To	1,000	23	13,100
	1,001 To	9,000	121	427,200
	9,001 To	10,000	1	9,200
	10,001 To	30,000	7	96,900
Route 0010 Totals			161	546,400
Route 0011 Breakdown	0 To	0	17	0
	1 To	1,000	58	36,500
	1,001 To	9,000	289	968,100
	9,001 To	10,000	5	49,000
	10,001 To	30,000	5	74,000
Route 0011 Totals			374	1,127,600
Route 0012 Breakdown	0 To	0	16	0
	1 To	1,000	30	16,200
	1,001 To	9,000	239	785,900
	9,001 To	10,000	2	19,600
	10,001 To	30,000	6	85,000
	30,001 To	50,000	1	31,200
Route 0012 Totals			294	937,900
Route 0013 Breakdown	1 To	1,000	4	2,000
	1,001 To	9,000	19	60,000
	9,001 To	10,000	1	9,800
	30,001 To	50,000	1	38,300
Route 0013 Totals			25	110,100
Route 0014 Breakdown	0 To	0	14	0
	1 To	1,000	29	16,500
	1,001 To	9,000	170	486,800
	9,001 To	10,000	1	9,200
	10,001 To	30,000	8	106,000
Route 0014 Totals			222	618,500
Route 0020 Breakdown	0 To	0	1	0
Route 0020 Totals			1	0
Grand Totals			2,841	8,208,100

Knott County Water & Sewer Dis Consumption Analysis

Account Range	All Accounts	Limits	Increments
Service Type	WA Water	1,000	1,000
Rate Code	04 R1 Residential 3/4"	9,000	8,000
Billing Cycle	12 Monthly Bill	10,000	1,000
Report Is For	History Billing Information	30,000	20,000
History Date Range	12/01/2018 To 12/31/2018	50,000	20,000
Print On Report	Number Of Services	999,999,999	999,999,999
Report Type	Break Down Consumption Brackets By Route		
Customer Type	Not Applicable		
Use Reading Factor	<input checked="" type="checkbox"/>		
Include Inactive Services	<input checked="" type="checkbox"/>		
Produce an exception report of all accounts with a consumption over	999,999,999		
Date Selection For Report	Posting		

	Usage Bracket		Number Of Services	Total Usage
Route 0001 Breakdown	0 To	0	14	0
	1 To	1,000	16	8,700
	1,001 To	9,000	112	414,100
	9,001 To	10,000	1	9,300
	10,001 To	30,000	6	94,000
	30,001 To	50,000	2	87,400
Route 0001 Totals			151	613,500
Route 0002 Breakdown	0 To	0	8	0
	1 To	1,000	10	5,600
	1,001 To	9,000	87	314,300
	10,001 To	30,000	3	43,400
Route 0002 Totals			108	363,300
Route 0004 Breakdown	0 To	0	50	0
	1 To	1,000	55	30,300
	1,001 To	9,000	387	1,275,200
	9,001 To	10,000	4	36,800
	10,001 To	30,000	11	147,800
	30,001 To	50,000	1	38,100
Route 0004 Totals			508	1,528,200
Route 0005 Breakdown	0 To	0	14	0
	1 To	1,000	43	24,100
	1,001 To	9,000	264	909,700
	9,001 To	10,000	2	19,100
	10,001 To	30,000	10	135,100
	50,001 To	999,999,999	1	168,200
Route 0005 Totals			334	1,256,200
Route 0006 Breakdown	0 To	0	2	0
	1 To	1,000	2	600
	1,001 To	9,000	8	19,500
Route 0006 Totals			12	20,100
Route 0007 Breakdown	0 To	0	14	0
	1 To	1,000	22	13,400
	1,001 To	9,000	147	523,300
	9,001 To	10,000	2	19,200
	10,001 To	30,000	3	49,200

	Usage Bracket		Number Of Services	Total Usage
	50,001 To	999,999,999	1	58,600
Route 0007 Totals			189	663,700
Route 0008 Breakdown	0 To	0	2	0
	1,001 To	9,000	16	63,600
	9,001 To	10,000	1	9,900
	10,001 To	30,000	1	15,600
Route 0008 Totals			20	89,100
Route 0009 Breakdown	0 To	0	45	0
	1 To	1,000	44	25,400
	1,001 To	9,000	333	1,187,800
	9,001 To	10,000	3	28,400
	10,001 To	30,000	13	210,400
	30,001 To	50,000	1	36,100
Route 0009 Totals			439	1,488,100
Route 0010 Breakdown	0 To	0	10	0
	1 To	1,000	20	11,300
	1,001 To	9,000	123	439,700
	9,001 To	10,000	4	39,400
	10,001 To	30,000	4	65,200
	50,001 To	999,999,999	1	55,200
Route 0010 Totals			162	610,800
Route 0011 Breakdown	0 To	0	20	0
	1 To	1,000	45	26,000
	1,001 To	9,000	299	1,086,700
	9,001 To	10,000	2	18,700
	10,001 To	30,000	11	132,700
Route 0011 Totals			377	1,264,100
Route 0012 Breakdown	0 To	0	18	0
	1 To	1,000	26	13,100
	1,001 To	9,000	237	927,200
	9,001 To	10,000	1	9,600
	10,001 To	30,000	13	170,700
	30,001 To	50,000	1	33,900
Route 0012 Totals			296	1,154,500
Route 0013 Breakdown	1 To	1,000	3	1,100
	1,001 To	9,000	21	82,700
	50,001 To	999,999,999	1	58,300
Route 0013 Totals			25	142,100
Route 0014 Breakdown	0 To	0	17	0
	1 To	1,000	20	13,300
	1,001 To	9,000	172	552,800
	9,001 To	10,000	3	28,500
	10,001 To	30,000	9	137,600
	30,001 To	50,000	1	30,500
Route 0014 Totals			222	762,700
Route 0020 Breakdown	0 To	0	1	0
Route 0020 Totals			1	0
Grand Totals			2,844	9,956,400

Knott County Water & Sewer Dis Consumption Analysis

Account Range	All Accounts	Limits	Increments
Service Type	WA Water	1,000	1,000
Rate Code	11 WA Wholesale	9,000	8,000
Billing Cycle	12 Monthly Bill	10,000	1,000
Report Is For	History Billing Information	30,000	20,000
History Date Range	01/01/2018 To 01/31/2018	50,000	20,000
Print On Report	Number Of Services	999,999,999	999,999,999
Report Type	Break Down Consumption Brackets By Route		
Customer Type	Not Applicable		
Use Reading Factor	<input checked="" type="checkbox"/>		
Include Inactive Services	<input checked="" type="checkbox"/>		
Produce an exception report of all accounts with a consumption over	999,999,999		
Date Selection For Report	Posting		

	Usage Bracket	Number Of Services	Total Usage
Route 0020 Breakdown	0 To 0	3	0
	50,001 To 999,999,999	8	41,008,100
Route 0020 Totals		11	41,008,100
Grand Totals		11	41,008,100

Knott County Water & Sewer Dis Consumption Analysis

Account Range	All Accounts	Limits	Increments
Service Type	WA Water	1,000	1,000
Rate Code	11 WA Wholesale	9,000	8,000
Billing Cycle	12 Monthly Bill	10,000	1,000
Report Is For	History Billing Information	30,000	20,000
History Date Range	02/01/2018 To 02/28/2018	50,000	20,000
Print On Report	Number Of Services	999,999,999	999,999,999
Report Type	Break Down Consumption Brackets By Route		
Customer Type	Not Applicable		
Use Reading Factor	<input checked="" type="checkbox"/>		
Include Inactive Services	<input checked="" type="checkbox"/>		
Produce an exception report of all accounts with a consumption over	999,999,999		
Date Selection For Report	Posting		

	Usage Bracket	Number Of Services	Total Usage
Route 0020 Breakdown	0 To 0	3	0
	50,001 To 999,999,999	8	27,718,000
Route 0020 Totals		11	27,718,000
Grand Totals		11	27,718,000

Knott County Water & Sewer Dis Consumption Analysis

		Limits	Increments
Account Range	All Accounts		
Service Type	WA Water	1,000	1,000
Rate Code	11 WA Wholesale	9,000	8,000
Billing Cycle	12 Monthly Bill	10,000	1,000
Report Is For	History Billing Information	30,000	20,000
History Date Range	03/01/2018 To 03/31/2018	50,000	20,000
Print On Report	Number Of Services	999,999,999	999,999,999
Report Type	Break Down Consumption Brackets By Route		
Customer Type	Not Applicable		
Use Reading Factor	<input checked="" type="checkbox"/>		
Include Inactive Services	<input checked="" type="checkbox"/>		
Produce an exception report of all accounts with a consumption over	999,999,999		
Date Selection For Report	Posting		

	Usage Bracket	Number Of Services	Total Usage
Route 0020 Breakdown	0 To 0	3	0
	50,001 To 999,999,999	8	19,692,300
Route 0020 Totals		11	19,692,300
Grand Totals		11	19,692,300

Knott County Water & Sewer Dis Consumption Analysis

Account Range	All Accounts	Limits	Increments
Service Type	WA Water	1,000	1,000
Rate Code	11 WA Wholesale	9,000	8,000
Billing Cycle	12 Monthly Bill	10,000	1,000
Report Is For	History Billing Information	30,000	20,000
History Date Range	04/01/2018 To 04/30/2018	50,000	20,000
Print On Report	Number Of Services	999,999,999	999,999,999
Report Type	Break Down Consumption Brackets By Route		
Customer Type	Not Applicable		
Use Reading Factor	<input checked="" type="checkbox"/>		
Include Inactive Services	<input checked="" type="checkbox"/>		
Produce an exception report of all accounts with a consumption over	999,999,999		
Date Selection For Report	Posting		

	Usage Bracket	Number Of Services	Total Usage
Route 0020 Breakdown	0 To 0	1	0
	1 To 1,000	1	600
	1,001 To 9,000	1	5,300
	50,001 To 999,999,999	8	28,196,600
Route 0020 Totals		11	28,202,500
Grand Totals		11	28,202,500

Knott County Water & Sewer Dis Consumption Analysis

Account Range	All Accounts	Limits	Increments
Service Type	WA Water	1,000	1,000
Rate Code	11 WA Wholesale	9,000	8,000
Billing Cycle	12 Monthly Bill	10,000	1,000
Report Is For	History Billing Information	30,000	20,000
History Date Range	05/01/2018 To 05/31/2018	50,000	20,000
Print On Report	Number Of Services	999,999,999	999,999,999
Report Type	Break Down Consumption Brackets By Route		
Customer Type	Not Applicable		
Use Reading Factor	<input checked="" type="checkbox"/>		
Include Inactive Services	<input checked="" type="checkbox"/>		
Produce an exception report of all accounts with a consumption over	999,999,999		
Date Selection For Report	Posting		

	Usage Bracket	Number Of Services	Total Usage
Route 0020 Breakdown	0 To 0	3	0
	50,001 To 999,999,999	8	30,928,700
Route 0020 Totals		11	30,928,700
Grand Totals		11	30,928,700

Knott County Water & Sewer Dis Consumption Analysis

Account Range	All Accounts	Limits	Increments
Service Type	WA Water	1,000	1,000
Rate Code	11 WA Wholesale	9,000	8,000
Billing Cycle	12 Monthly Bill	10,000	1,000
Report Is For	History Billing Information	30,000	20,000
History Date Range	06/01/2018 To 06/30/2018	50,000	20,000
Print On Report	Number Of Services	999,999,999	999,999,999
Report Type	Break Down Consumption Brackets By Route		
Customer Type	Not Applicable		
Use Reading Factor	<input checked="" type="checkbox"/>		
Include Inactive Services	<input checked="" type="checkbox"/>		
Produce an exception report of all accounts with a consumption over	999,999,999		
Date Selection For Report	Posting		

	Usage Bracket	Number Of Services	Total Usage
Route 0020 Breakdown	0 To 0	4	0
	50,001 To 999,999,999	7	29,027,100
Route 0020 Totals		11	29,027,100
Grand Totals		11	29,027,100

Knott County Water & Sewer Dis Consumption Analysis

Account Range	All Accounts	Limits	Increments
Service Type	WA Water	1,000	1,000
Rate Code	11 WA Wholesale	9,000	8,000
Billing Cycle	12 Monthly Bill	10,000	1,000
Report Is For	History Billing Information	30,000	20,000
History Date Range	07/01/2018 To 07/31/2018	50,000	20,000
Print On Report	Number Of Services	999,999,999	999,999,999
Report Type	Break Down Consumption Brackets By Route		
Customer Type	Not Applicable		
Use Reading Factor	<input checked="" type="checkbox"/>		
Include Inactive Services	<input checked="" type="checkbox"/>		
Produce an exception report of all accounts with a consumption over	999,999,999		
Date Selection For Report	Posting		

	Usage Bracket	Number Of Services	Total Usage
Route 0020 Breakdown	0 To 0	3	0
	50,001 To 999,999,999	8	35,016,400
Route 0020 Totals		11	35,016,400
Grand Totals		11	35,016,400

Knott County Water & Sewer Dis Consumption Analysis

Account Range	All Accounts	Limits	Increments
Service Type	WA Water	1,000	1,000
Rate Code	11 WA Wholesale	9,000	8,000
Billing Cycle	12 Monthly Bill	10,000	1,000
Report Is For	History Billing Information	30,000	20,000
History Date Range	08/01/2018 To 08/31/2018	50,000	20,000
Print On Report	Number Of Services	999,999,999	999,999,999
Report Type	Break Down Consumption Brackets By Route		
Customer Type	Not Applicable		
Use Reading Factor	<input checked="" type="checkbox"/>		
Include Inactive Services	<input checked="" type="checkbox"/>		
Produce an exception report of all accounts with a consumption over	999,999,999		
Date Selection For Report	Posting		

	Usage Bracket	Number Of Services	Total Usage
Route 0020 Breakdown	0 To 0	3	0
	1 To 1,000	1	100
	50,001 To 999,999,999	7	33,326,600
Route 0020 Totals		11	33,326,700
Grand Totals		11	33,326,700

Knott County Water & Sewer Dis Consumption Analysis

Account Range	All Accounts	Limits	Increments
Service Type	WA Water	1,000	1,000
Rate Code	11 WA Wholesale	9,000	8,000
Billing Cycle	12 Monthly Bill	10,000	1,000
Report Is For	History Billing Information	30,000	20,000
History Date Range	09/01/2018 To 09/30/2018	50,000	20,000
Print On Report	Number Of Services	999,999,999	999,999,999
Report Type	Break Down Consumption Brackets By Route		
Customer Type	Not Applicable		
Use Reading Factor	<input checked="" type="checkbox"/>		
Include Inactive Services	<input checked="" type="checkbox"/>		
Produce an exception report of all accounts with a consumption over	999,999,999		
Date Selection For Report	Posting		

	Usage Bracket	Number Of Services	Total Usage
Route 0020 Breakdown	0 To 0	4	0
	50,001 To 999,999,999	7	27,761,200
Route 0020 Totals		11	27,761,200
Grand Totals		11	27,761,200

Knott County Water & Sewer Dis Consumption Analysis

Account Range	All Accounts	Limits	Increments
Service Type	WA Water	1,000	1,000
Rate Code	11 WA Wholesale	9,000	8,000
Billing Cycle	12 Monthly Bill	10,000	1,000
Report Is For	History Billing Information	30,000	20,000
History Date Range	10/01/2018 To 10/31/2018	50,000	20,000
Print On Report	Number Of Services	999,999,999	999,999,999
Report Type	Break Down Consumption Brackets By Route		
Customer Type	Not Applicable		
Use Reading Factor	<input checked="" type="checkbox"/>		
Include Inactive Services	<input checked="" type="checkbox"/>		
Produce an exception report of all accounts with a consumption over	999,999,999		
Date Selection For Report	Posting		

	Usage Bracket	Number Of Services	Total Usage
Route 0020 Breakdown	0 To 0	3	0
	50,001 To 999,999,999	8	29,050,200
Route 0020 Totals		11	29,050,200
Grand Totals		11	29,050,200

Knott County Water & Sewer Dis Consumption Analysis

Account Range	All Accounts	Limits	Increments
Service Type	WA Water	1,000	1,000
Rate Code	11 WA Wholesale	9,000	8,000
Billing Cycle	12 Monthly Bill	10,000	1,000
Report Is For	History Billing Information	30,000	20,000
History Date Range	11/01/2018 To 11/30/2018	50,000	20,000
Print On Report	Number Of Services	999,999,999	999,999,999
Report Type	Break Down Consumption Brackets By Route		
Customer Type	Not Applicable		
Use Reading Factor	<input checked="" type="checkbox"/>		
Include Inactive Services	<input checked="" type="checkbox"/>		
Produce an exception report of all accounts with a consumption over	999,999,999		
Date Selection For Report	Posting		

	Usage Bracket	Number Of Services	Total Usage
Route 0020 Breakdown	0 To 0	3	0
	50,001 To 999,999,999	8	31,122,400
Route 0020 Totals		11	31,122,400
Grand Totals		11	31,122,400

Knott County Water & Sewer Dis Consumption Analysis

Account Range	All Accounts	Limits	Increments
Service Type	WA Water	1,000	1,000
Rate Code	11 WA Wholesale	9,000	8,000
Billing Cycle	12 Monthly Bill	10,000	1,000
Report Is For	History Billing Information	30,000	20,000
History Date Range	12/01/2018 To 12/31/2018	50,000	20,000
Print On Report	Number Of Services	999,999,999	999,999,999
Report Type	Break Down Consumption Brackets By Route		
Customer Type	Not Applicable		
Use Reading Factor	<input checked="" type="checkbox"/>		
Include Inactive Services	<input checked="" type="checkbox"/>		
Produce an exception report of all accounts with a consumption over	999,999,999		
Date Selection For Report	Posting		

	Usage Bracket	Number Of Services	Total Usage
Route 0020 Breakdown	0 To 0	3	0
	50,001 To 999,999,999	8	36,016,300
Route 0020 Totals		11	36,016,300
Grand Totals		11	36,016,300

Alan,
Please find the pipeline footages in the below email.

Thanks,
Kyle Smith



7777 Big Branch Road, Vicco KY 41773

Office 606.642.3582

Fax 606.642.3770

From: Jared Salmons [mailto:[REDACTED]]
Sent: Tuesday, June 04, 2019 9:49 AM
To: [REDACTED]
Subject: Fwd: Pipeline footage

Sent from my iPhone

Begin forwarded message:

From: "Josh Duvall" [REDACTED] >
Date: June 3, 2019 at 11:27:18 PM EDT
To: [REDACTED]
Subject: Pipeline footage

Jared,

Pipeline footages are as follows.

16" = 32,655 feet
12" = 300,155 feet
8" = 368,933 feet
6" = 261,722 feet
4" = 151,385 feet
3" = 190,844 feet
2" = 53,164 feet
1" or smaller = 4,184 feet

Let me know if I can help anymore with your rate case!

Thanks,

Josh Duvall, President
Vanguard Mapping Solutions, LLC
270.899.0566
<http://www.vanguard-mapping.com>

19400 Knott County Water & Sewer District 01/01/2018 - 12/31/2018

Water Utility Expense Accounts (Ref Page: 28)

	Current Year (c)	Supply and Exp- Op. (d)	Supply and Exp- Maint. (e)	Water Treatmnt. Exp-Op. (f)	Water Treatmnt Exp-Maint. (g)	Trans and Dist. Exp- Op (h)	Trans and Dist. Exp- Maint. (i)	Customer Accts Exp. (j)	Admin and Gen Exp.
Salaries and Wages-Employees (601)	\$500,568.00	\$0.00	\$0.00	\$0.00	\$0.00	\$0.00	\$0.00	\$0.00	\$0.00
				132,075		175,181		144,984	48,328
Salaries and Wages-Officers, Directors and Majority Stockholders (603)	\$30,200.00	\$0.00	\$0.00	\$0.00	\$0.00	\$0.00	\$0.00	\$0.00	\$0.00
				7,550		7,550		7,550	7,550
Employee Pensions and Benefits (604)	\$383,467.00	\$0.00	\$0.00	\$0.00	\$0.00	\$0.00	\$0.00	\$0.00	\$0.00
				54,239		88,693		180,401	60,134
Purchased Water (610)	\$11,869.00	\$0.00	\$0.00	\$0.00	\$0.00	\$0.00	\$0.00	\$0.00	\$0.00
						11,869			
Purchased Power (615)	\$402,424.00	\$0.00	\$0.00	\$0.00	\$0.00	\$0.00	\$0.00	\$0.00	\$0.00
				200,576		195,848			
Fuel for Power Production (616)									
Chemicals (618)	\$207,105.00	\$0.00	\$0.00	\$0.00	\$0.00	\$0.00	\$0.00	\$0.00	\$0.00
				169,637		36,818		442,300	147,500
Materials and Supplies (620)	\$97,455.00	\$0.00	\$0.00	\$0.00	\$0.00	\$0.00	\$0.00	\$0.00	\$0.00
				10,922		86,327		154,500	51,500
Contractual Services - Eng. (631)									
Contractual Services - Acct. (632)	\$33,651.00	\$0.00	\$0.00	\$0.00	\$0.00	\$0.00	\$0.00	\$0.00	\$0.00
				0		10		25,231	8,410
Contractual Services - Legal (633)									
Contractual Services - Management Fees (634)									
Contractual Serves - Water Testing (635)	\$23,993.00	\$0.00	\$0.00	\$0.00	\$0.00	\$0.00	\$0.00	\$0.00	\$0.00
				23,842		151			
Contractual Services - Other (636)	\$177,998.00	\$0.00	\$0.00	\$0.00	\$0.00	\$0.00	\$0.00	\$0.00	\$0.00
				103,491		39,037		26,602.50	8,867.50
Rental of Bld./Real Property (641)									

19400 Knott County Water & Sewer District 01/01/2018 - 12/31/2018

Water Utility Expense Accounts (Ref Page: 28)

	Current Year (c)	Supply and Exp- Op. (d)	Supply and Exp- Maint. (e)	Water Treatmnt. Exp-Op. (f)	Water Treatmnt Exp-Maint. (g)	Trans and Dist. Exp- Op (h)	Trans and Dist. Exp- Maint. (i)	Customer Accts Exp. (j)	Admin and Gen Exp.
Rental of Equipment (642)	\$3,705.00	\$0.00	\$0.00	\$0.00	\$0.00	\$0.00	\$0.00	\$0.00 2,779	\$0.00 926
Transportation Expenses (650)	\$41,454.00	\$0.00	\$0.00	\$0.00	\$0.00	\$0.00 41,454	\$0.00	\$0.00	\$0.00
Insurance - Vehicle (656)									
Insurance - General Liability (657)	\$47,926.00	\$0.00	\$0.00	\$0.00	\$0.00	\$0.00	\$0.00	\$0.00 35,945	\$0.00 11,981
Insurance - Worker's Compensation (658)	\$11,644.00	\$0.00	\$0.00	\$0.00	\$0.00	\$0.00 2	\$0.00	\$0.00 8,733	\$0.00 2,911
Insurance - Other (659)									
Advertising Expenses (660)									
Regulatory Commission Exp.									
- Amortization of Rate Case (666)									
-Other (667)									
Water Resource Conservation Expense (668)									
Bad Debt (670)									
Miscellaneous Expenses (675)	\$123,090.00	\$0.00	\$0.00	\$0.00 9,177	\$0.00	\$0.00 17,591	\$0.00	\$0.00 72,242	\$0.00 24,081
Total	\$2,096,549.00	\$0.00	\$0.00	\$0.00	\$0.00	\$0.00	\$0.00	\$0.00	\$0.00

	Amount paid to CERS	96,159
	Liability adjustment	<u>118,610</u>
		214,769
5005-AD	Retirement - ADM	163,188
5005-WD	Retirement - DIST	33,065
5005-WT	Retirement - WTP	<u>18,619</u>
		214,872
	(103) Immaterial difference	

Knott County Water & Sewer District Depreciation Schedule

December 31, 2018

Note: Client's 2018 depreciation software did not correctly rollover the ending 2017 balance when client prepared 2018 schedule for the assets. The client had also already closed out 2018 prior to identifying the issue which prevented updating the schedule. As a result, we converted the 2018 depreciation schedule into Excel. We used the 2018 Dep AD amount per this schedule as PV initial balance and the ending AD on this schedule as the amount shown on the 2019 depreciation schedule as beginning AD. We recalculated CV depreciation and fed all amounts to the trial balance.

2018 - Knott County		Original Cost	In Service	Cost	Price	Current Method	Current Method	Life
1500-00 Water Plant & Distribution System								
101-000	Water Treatment Plant - Original	3/1/1970		75,474.00	75,474.00	-	75,474.00	30
11	Water Tank - Original System	7/1/1970		15,472.00	15,472.00	-	15,472.00	25
12	Water Tank - Original System	3/1/1970		3,606.00	3,606.00	-	3,606.00	15
14	Water Lines - Original System	3/1/1970		79,739.00	79,739.00	-	79,739.00	20
15	Water Wells - Original System	3/1/1970		12,478.00	12,478.00	-	12,478.00	40
16	Hydrazine - Original System	7/1/1970		3,625.00	3,625.00	-	3,625.00	10
17	Water Lines	12/1/1979		600.00	600.00	-	600.00	20
20	Water Lines	6/1/1980		500.00	500.00	-	500.00	20
22	Water Wells	10/1/1980		6,208.45	6,208.00	15%	6,428.40	40
23	Water Wells	8/1/1981		3,000.00	3,000.00	7%	2,731.00	40
24	Meters	2/1/1981		18,139.41	18,139.00	-	18,139.00	7
25	Meters	3/1/1981		221.00	221.00	-	221.00	7
28	Meters	6/1/1986		2,983.45	2,983.00	-	2,983.00	7
40	Water Lines	6/1/1986		135,540.11	135,540.00	-	135,540.00	20
41	Water Wells	6/1/1986		96,227.35	71,473.00	2,36%	71,736.16	40
42	Water Tanks and Pumps	6/1/1986		177,890.20	177,890.00	-	177,890.00	25
43	Water Wells	11/1/1986		1,104.00	873.00	7%	860.60	40
46	Water Wells	12/1/1986		3,644.00	2,860.00	9%	2,852.10	40
48	Water Wells	7/1/1987		1,564.00	1,113.00	4%	1,040.00	40
49	Water Lines	9/1/1987		170.00	170.00	-	170.00	20
49	Water Lines	9/1/1987		960.00	960.00	-	960.00	20
54	Water	2/1/1988		1,408.50	1,408.00	-	1,408.00	7
57	Water Wells	8/1/1988		418.00	418.00	1%	416.45	40
57	Water Wells	8/1/1988		2,420.00	1,242.00	5%	1,407.18	40
57	Water Wells	10/1/1988		3,683.00	1,963.00	5%	1,810.03	40
65	Water Wells	11/1/1988		3,034.00	1,333.00	7%	1,408.45	40
67	Pumping Unit	1/1/1989		8,500.00	8,500.00	-	8,500.00	15
76	Meters	3/1/1992		10,809.00	10,809.00	-	10,809.00	10
81	Flow Meters	3/1/1992		2,803.00	2,803.00	-	2,803.00	5
86	Flow Meters	7/1/1992		3,444.50	3,444.00	-	3,444.00	5
87	Flow Meters	7/1/1992		2,893.50	2,893.00	-	2,893.00	10
88	Flow Meters	7/1/1992		17,573.00	17,573.00	-	17,573.00	10
122	18" x 30' Motor Building	4/1/1994		1,623.50	1,213.00	11%	1,623.27	15
121	Metric RT VPP Waterline Extension	6/1/2004		2,074,280.01	450,800.00	15.1%	444,890.45	62.5
142	Water Conductions - WTP	7/1/2006		3,241.20	3,010.00	-	3,212.03	15
143	Water Conductions - WTP	7/1/2006		86,776.00	86,776.00	-	86,817	30
143	Water Conductions - WTP	7/1/2006		6,718.57	5,110.00	21%	2,750.62	30
144	Water Conductions - WTP	7/1/2006		133,821.00	44,610.00	4.9%	49,870.70	30
145	Water Conductions - WTP	7/1/2006		4,779,799.71	1,573,700.00	17.5%	1,733,496.96	30
150	Water Conductions - WTP	6/1/2006		4,975,193.16	1,751,261.00	3%	1,751,261.00	30
151	Pipes From Water Tanks	6/1/2006		221,744.56	96,830.00	4.5%	11,743.96	45
152	Capacitance - WTP	12/1/2006		182,407.59	114,723.00	12.7%	127,469.52	30
153	Water Conductions - Water Lines	6/1/2009		4,779,725.43	1,650,520.00	75.8%	126,760.41	62.5
154	Water Conductions - Water Lines	6/1/2009		2,182,945.00	1,650,520.00	75.8%	126,760.41	62.5
155	Water Conductions - Water Lines	6/1/2009		5,181,215.93	1,650,520.00	81.6%	106,046.70	62.5
162	Water Conductions - Water Lines - KCCV Conductions	6/1/2010		2,060,930.93	2,060,930.00	33.0%	382,731.49	62.5
174	Water Conductions - Water Lines - KCCV Conductions	6/1/2011		4,327,501.08	455,810.00	49.2%	125,846.86	62.5
175	Water Conductions - Water Lines - KCCV Conductions	6/1/2011		1,859,697.74	1,859,697.00	30.3%	290,810.16	62.5
180	Water Conductions - Water Lines	1/1/2012		3,145,310.41	16,720.00	96.7%	171,448.07	62.5
181	Water Conductions - Water Lines - KCCV Conductions	6/1/2012		2,033,117.88	181,671.00	32.0%	214,386.09	62.5
187	Water 7.5" Water Treatment Lines (KCCV)	10/1/2012		36,075.51	24,834.00	3.4%	30,865.21	62.5
198	Curb Curb #1 - 18" Waterlines Project	9/1/2014		4,805,524.16	278,620.00	14.8%	275,434.24	62.5
199	WTP Plant Upgrade Project	9/1/2014		2,862,183.43	155,010.00	79.5%	485,561.11	30
217	High Branch Project	1/1/2016		2,143.00	2,544.00	1.2%	3,370.83	60
219	Water 7.5" Project	1/1/2016		427,222.39	14,400.00	7.1%	21,360.37	60
224	Meters & Meters	2/1/2016		2,700.00	110.00	2%	788.00	10
225	Meters	2/1/2016		1,100.00	110.00	1%	797.00	10
227	Water 7.5" Project	1/1/2016		4,144,966.97	74,831.00	49.0%	143,969.95	60
228	Water 7.5" Project	1/1/2016		2,413,242.00	-	-	40,554	60
229	Water 7.5" Project	1/1/2016		49,511.00	-	-	989	60
229	Water 7.5" Project	1/1/2016		5,014.00	-	-	481	12.5
				54,140,356	9,350,845		11,277,019	10,013,964.11
				76,847,435.4	8,674,435.4		76,847,435.4	
1502-00 Operating Equipment - Water								
152	Conductions - Original WTP	3/1/1970		40.00	40.00	-	40.00	5
18	Speed Reducer	7/1/1970		799.00	799.00	-	799.00	5
19	Check Valve	3/1/1980		314.76	314.00	-	314.00	5
21	Gate Valve	7/1/1980		714.43	714.00	-	714.00	5
23	Water & Meter Sump	7/1/1981		121.75	121.00	-	121.00	5
27	Conductions	7/1/1983		740.69	740.00	-	740.00	5
28	Pump	10/1/1983		10,800.00	10,800.00	-	10,800.00	5
28	Pump	10/1/1983		433.00	433.00	-	433.00	5
28	Pump	11/1/1983		1,743.00	1,743.00	-	1,743.00	5
31	Pump	11/1/1983		1,175.00	1,175.00	-	1,175.00	5
32	Pump	12/1/1983		1,175.00	1,175.00	-	1,175.00	5
33	Pump	1/1/1984		2,984.00	2,984.00	-	2,984.00	5
36	Pump	2/1/1985		1,137.00	1,137.00	-	1,137.00	5
37	Water 7.5" Project	11/1/1985		275.00	275.00	-	275.00	5
39	Water 7.5" Project	6/1/1986		1,700.00	1,700.00	-	1,700.00	5
44	Pump	11/1/1986		500.00	500.00	-	500.00	5
45	Pump	12/1/1986		1,246.81	1,246.00	-	1,246.00	5
47	Pump	1/1/1987		1,246.81	1,246.00	-	1,246.00	5
48	Pump	2/1/1987		843.00	843.00	-	843.00	5
49	Pump	3/1/1987		1,246.00	1,246.00	-	1,246.00	5
51	Pump	4/1/1988		1,246.00	1,246.00	-	1,246.00	5
58	Pump	12/1/1989		4,674.41	4,674.00	-	4,674.00	5
59	Pump	3/1/1990		1,640.00	1,640.00	-	1,640.00	5
60	Pump	6/1/1990		1,175.00	1,175.00	-	1,175.00	5
62	Equipment	7/1/1994		1,175.00	1,175.00	-	1,175.00	5
64	Pump	12/1/1997		4,680.00	4,680.00	-	4,680.00	5
65	Composite Samples	7/1/2002		3,646.00	3,646.00	-	3,646.00	5
62	Composting Pumps	7/1/2002		1,640.00	1,640.00	-	1,640.00	5
63	For Check Valve & Compressor	7/1/2002		2,180.70	2,180.00	-	2,180.00	5
64	Water & Equipment	7/1/2002		4,640.00	4,640.00	-	4,640.00	5
67	10-15 Improvements	6/1/2003		1,827.66	1,827.00	-	1,827.00	5
68	Water 7.5" Project	6/1/2003		765.00	765.00	-	765.00	5
69	Water 7.5" Project	6/1/2003		724.00	724.00	-	724.00	5
100	Water 7.5" Project	6/1/2003		2,115.71	2,115.00	-	2,115.00	5
112	1700PS Turbulometer	1/1/2004		724.00	724.00	-	724.00	7
119	Equipment Interface	1/1/2004		817.00	817.00	-	817.00	7
124	Water 7.5" Project	6/1/2004		2,090.00	2,090.00	-	2,090.00	5
125	Water 7.5" Project	6/1/2004		1,907.00	1,907.00	-	1,907.00	5
126	Water 7.5" Project	6/1/2004		444.00	444.00	-	444.00	5
143	Equipment	6/1/2009		4,680.00	4,680.00	-	4,680.00	5
173	Equipment	6/1/2011		36,000.00	25,740.00	1,000.00	27,740.00	10
177	Equipment	6/1/2011		26,135.71	8,679.00	1,993.47	11,122.47	17.5
188	Water 7.5" Project	6/1/2012		15,000.00	8,710.00	1,900.00	14,220.00	30
202	Water 7.5" Project	7/1/2014		545.00	545.00	-	545.00	17.5
222	1.5" Turbulometer, Individual L&L Compressor	1/1/2016		22,500.00	-	-	2,045.48	12.5
				207,715	77,799	8,555.58	146,755.58	
				76,847,435.4	8,674,435.4		76,847,435.4	
1503-00 WWTs & Collection System								
7	Waterline Plant	7/1/1970		14,760.00	14,760.00	-	14,760.00	30
7	Waterline Plant - Original	7/1/1970		27,760.00	27,760.00	-	27,760.00	30
7	WWT Equipment	7/1/1970		413.40	413.40	-	413.40	5
7	WWT Collection Lines	7/1/1970		26,760.00	26,760.00	-	26,760.00	30
7	WWT Collection System	7/1/1970		178,460.00	178,460.00	-	178,460.00	30
7	Waterline Plant - Pumping Equipment	11/1/1970		10,670.00	10,670.00	-	10,670.00	30
7	Waterline Plant - Equipment	11/1/1970		384.00	384.00	-	384.00	7
68	Water 7.5" Project	7/1/2000		2,499.00	2,499.00	-	2,499.00	15
71	Composite Samples	1/1/2002		1,114.00	1,114.00	-	1,114.00	5
72	Composting Pumps	10/2002		762.00	762.00	-	762.00	5
73	For Check Valve & Compressor	7/1/2002		990.00	990.00	-	990.00	5
74	Water & Equipment	7/1/2002		5,762.00	5,762.00	-	5,762.00	5
75	Water 7.5" Project	7/1/2002		1,246.00	1,246.00	-	1,246.00	5
76	Water 7.5" Project	7/1/2002		1,480.00	1,480.00	-	1,480.00	5
77	Water 7.5" Project	7/1/2002		897.00	897.00	-	897.00	10
78	Water 7.5" Project	7/1/2002		7,423.00	7,423.00	-	7,423.00	10
108	10-15 Improvements	6/1/2003		1,640.00	1,640.00	-	1,640.00	5
109	Water 7.5" Project	6/1/2003		742.41	742.41	-	742.41	5
110	Turbulometer	6/1/2003		310.00	310.00	-	310.00	5
111	Water 7.5" Project	6/1/2003		992.41	992.41	-	992.41	5</

116. Equipment Interface	1/16/2004	148.00	148.00	-	148.00	7
117. Bridge Upgrade System	1/16/2004	28,230.00	28,230.00	-	28,230.00	10
118. 18" x 24" Manhole Boring	4/1/2004	309.00	309.00	-	309.00	16
119. Material	4/1/2004	899.70	899.70	-	899.70	1
120. Chapter Pressure Add/Rev	4/1/2004	817.00	817.00	-	817.00	1
121. Chart Revisions	4/1/2004	190.00	190.00	-	190.00	7
122. 18" x 24" Manhole Boring	4/1/2004	1,437.00	1,437.00	90.00	1,378.00	11
123. Concrete Face for Drilling Bore	4/1/2004	6,000.00	3,833.00	400.00	4,233.00	17
204. Paved Paved W/RT Cut, Seal, Lapline	1/1/2014	116,000.00	11,512.00	12,899.00	92,601.00	80
210. Paved Paved Sewer Rehab	1/1/2014	14,676.78	-	144.63	14,532.15	60
212. Ball Crack Watermain Patch	1/20/2016	1,267,144.40	236,367.00	128,201.13	1,040,582.27	33.3
213. Steel Pipe Corrosion Protection Bridge	1/16/2016	19,979.00	561.00	333.32	19,184.68	60
214. Crack Sealer Watermain Project - 1/16/2016	12/31/2018	1,641,276.00	-	-	1,641.00	4.3
215. Crack Sealer Watermain Project - 1/16/2016	12/31/2018	168,243.00	0.00	-	0.00	20
		7,045,457.66	271,477.00	131,624.92	7,015,051.92	
		70,974,530-A	70,974,530-A	70,974,530-A	70,974,530-A	
1505-00 Office Furniture & Equipment						
26. Sofa	1/1/1983	379.00	379.00	-	379.00	5
12. Computer	1/1/1984	2,530.00	2,530.00	-	2,530.00	1
41. Computer	1/1/1987	2,179.97	2,179.97	-	2,179.97	5
70. 43" x 18" Monitor	7/1/2002	2,028.00	2,028.00	-	2,028.00	10
89. Printing Software	4/1/2003	1,111.00	1,111.00	-	1,111.00	5
91. Computers	4/1/2003	403.50	403.50	-	403.50	5
94. Computers	4/1/2003	2,400.27	2,400.00	-	2,400.00	5
95. Computers	4/1/2003	3,791.39	3,791.00	-	3,791.00	5
101. Billing Software	4/1/2003	483.10	483.10	-	483.10	5
105. Computers	4/1/2003	215.70	215.70	-	215.70	5
106. Computers	4/1/2003	1,025.67	1,025.00	-	1,025.00	5
107. Computers	4/1/2003	1,626.77	1,626.00	-	1,626.00	5
124. Service Agreement Software	4/1/2004	71.85	71.85	-	71.85	7
125. Service Agreement Software	4/1/2004	1,768.13	1,768.00	-	1,768.00	7
148. Computer	4/1/2008	518.41	518.00	-	518.00	5
149. Computer Equipment	4/1/2010	1,633.62	1,633.00	117.80	1,485.80	22.5
163. Office Furniture	4/1/2010	46,743.37	15,743.00	2,876.24	17,819.24	22.5
166. Phone System	4/1/2010	8,263.00	8,263.00	839.06	7,423.94	10
167. Printer	4/1/2010	9,517.50	9,517.00	-	9,517.00	7
170. Office Furniture	4/1/2011	16,663.41	5,841.00	736.11	11,558.51	22.5
178. Printer	4/1/2011	1,264.96	1,191.00	74.00	1,265.96	7
179. Storage PC	4/1/2011	2,098.00	1,268.00	127.00	1,269.00	7
189. Computer Equipment	4/1/2017	8,316.99	6,666.00	1,193.86	7,860.86	7
193. Printer	4/1/2017	738.74	575.00	102.96	677.96	7
201. Office System Components (1) Dell - OptiPlex	4/1/2014	5,609.14	5,609.00	712.12	4,896.88	22.5
202. Software, New Pricing by United Systems & Software	4/20/2014	21,880.00	3,117.00	961.33	4,078.33	22.5
209. Computer, Dell Laptop Manager	10/23/2014	1,066.29	675.00	213.26	888.26	5
240. Dell Laptop Computer-Kyle	12/19/2014	859.37	116.00	171.90	647.90	5
252. Dell Laptop Computer (1) - Major Working	12/19/2014	1,207.32	1,207.00	761.46	766.46	5
268. Sage 10 Accounting Software	12/19/2014	1,562.44	307.00	107.44	756.44	22.5
		177,712.57	93,710.00	9,444.24	103,164.34	
		70,974,530-A	70,974,530-A	70,974,530-A	70,974,530-A	
1506-00 Vehicles & Material Equipment						
116. Chevy Pickup - 2005	4/1/2003	13,996.00	13,996.00	0.00	13,996.00	5
116. Chevy 4 Door	4/1/2004	13,287.50	13,287.00	0.00	13,287.00	5
117. Chevy Regular Cab	4/1/2004	13,276.70	13,276.00	0.00	13,276.00	5
116. Toyota Camry - KCCV Contribution	4/1/2004	16,746.00	16,746.00	0.00	16,746.00	5
164. Mini Impreza (1)	4/1/2010	16,746.00	16,746.00	5,367.20	11,378.80	12.5
164. Ford F350 Pickup Truck (1)	4/1/2010	13,722.00	13,722.00	0.00	13,722.00	7
177. Chevy 2008HD Utility Truck	4/1/2010	19,841.00	19,841.00	0.00	19,841.00	7
177. Ford Escape V-6 Pickup	1/1/2010	17,221.00	17,221.00	0.00	17,221.00	7
180. Case Mini Scooter	10/21/2011	16,746.17	16,747.00	4,013.41	12,732.66	12.5
187. Ford 1997 Dump Truck (Craneside Load)	7/1/2012	12,177.00	12,176.00	1,419.17	10,756.83	7
204. Chevrolet, Used 2006 WC WT v-6 Pickup Truck	12/31/2018	2,000.00	2,000.00	0.00	2,000.00	2
206. Chevrolet, New 2013 Silverado WT v-6 Cab F-1	10/16/2014	17,750.00	17,750.00	1,051.86	16,698.14	7
210. Used 2008 Chevy K 2000 V-6 Utility Truck	4/1/2014	6,000.00	6,000.00	0.00	6,000.00	2
211. Used 2007 Chevy Silverado	11/17/2011	7,000.00	7,000.00	0.00	7,000.00	2
226. 2014 Dodge Ram 1500	1/14/2014	31,410.00	3,647.00	1,647.00	3,647.00	6
227. 2014 Dodge Ram 1500	1/14/2014	31,410.00	3,647.00	1,647.00	3,647.00	6
228. 2014 Dodge Ram 1500	1/14/2014	31,410.00	3,647.00	1,647.00	3,647.00	6
		414,848.62	265,679.00	35,047.08	291,735.08	
		412,848.62	265,679.00	35,047.08	291,735.08	
		70,974,530-A	70,974,530-A	70,974,530-A	70,974,530-A	
1507-00 Land/Land Rights - Water						
9. Land	7/1/1970	124.00	-	-	-	0
90. Right of Way - C&N	4/1/2003	2,600.00	-	-	-	0
91. Land/Obtain	4/1/2003	2,500.00	-	-	-	0
139. Land Rights	9/29/2004	500.00	-	-	-	0
140. Land	4/1/2005	810.00	-	-	-	0
141. Land	4/1/2007	900.00	-	-	-	0
149. Right of Way - Big Branch Indenture	1/1/2008	8,000.00	-	-	-	0
147. Right of Way - Foreigner Mining	1/1/2008	1,000.00	-	-	-	0
160. Land	4/1/2010	200.00	-	-	-	0
177. Land	4/1/2011	19,501.00	-	-	-	0
		177,294.00	-	-	-	0
		70,974,530-A	-	-	-	0
1508-00 Land/Land Rights - Wastewater						
1. Land	7/1/1970	192.00	-	-	-	0
102. Right of Way - C&N	4/1/2003	1,140.00	-	-	-	0
103. Land/Obtain	4/1/2003	900.00	-	-	-	0
138. Land Rights	9/29/2004	500.00	-	-	-	0
213. Land	1/19/2016	10,000.00	-	-	-	0
		12,232.00	-	-	-	0
		70,974,530-A	-	-	-	0
1509-00 Tools &						
24. Wrench	1/1/1982	140.00	140.00	-	140.00	5
16. Picking Mower	1/1/1984	1,049.99	1,049.00	-	1,049.00	5
105. Water Pipe Hook	1/1/2001	1,044.27	1,044.00	-	1,044.00	5
80. 18" M. Manhole	1/1/2002	6,832.00	6,832.00	-	6,832.00	10
72. Rolling Locomotive	4/1/2003	500.00	500.00	-	500.00	5
104. Picking Locomotive	4/1/2003	740.00	740.00	-	740.00	5
126. Topping Equipment	4/1/2004	143.00	143.00	-	143.00	5
127. Topping Equipment	4/1/2004	1,267.00	1,267.00	-	1,267.00	5
128. 14" C&N Saw	4/1/2004	307.00	307.00	-	307.00	5
129. 14" C&N Saw	4/1/2004	716.31	716.00	-	716.00	5
161. Picking Tools	4/1/2010	1,176.00	4,846.00	678.63	5,484.63	17.5
181. Sander Truck	10/21/2011	4,740.00	4,740.00	960.00	3,780.00	7
182. Truck	10/21/2011	6,410.00	3,142.00	716.00	3,096.00	12.5
183. Pave Grader Attachment for Mini Scooter	10/21/2011	2,070.64	2,264.00	405.67	2,009.67	12.5
184. Loader Hook for Mini Scooter	10/21/2011	1,037.01	1,481.00	402.96	1,080.96	12.5
185. Mini Scooter for Mini Scooter	10/21/2011	1,190.00	1,175.00	714.20	1,879.20	12.5
186. Other Equipment	10/21/2011	2,269.17	1,649.00	415.13	1,033.13	12.5
192. Material for Computer w/Printer	4/1/2012	5,607.22	4,201.00	764.00	5,065.00	12.5
193. Chain Machinery System	11/4/2012	1,000.00	2,167.00	400.00	2,167.00	12.5
		68,810.60	68,862.00	3,715.23	65,217.37	
		70,974,530-A	70,974,530-A	70,974,530-A	70,974,530-A	
Summary						
1501-00 - Water Plant & Distribution System	Cost	14,140,137.74	8,886,841.00	1,127,019.11	10,011,864.11	
1502-00 - Operating Expenses - Water	Price	207,816.11	137,790.00	8,297.68	149,741.65	
1503-00 - WWTPL & Collection System	Price	1,081,457.66	771,477.00	131,624.92	80,000.00	
1504-00 - Office Furniture & Equipment	Price	177,712.57	93,710.00	9,444.24	103,164.34	
1505-00 - Vehicles & Material Equipment	Price	414,848.62	265,679.00	35,047.08	291,735.08	
1506-00 - Land/Land Rights - Water	Price	177,294.00	-	-	-	
1507-00 - Land/Land Rights - Wastewater	Price	12,232.00	-	-	-	
1508-00 - Tools &	Price	68,810.60	68,862.00	3,715.23	65,217.37	
		32,470,285.22	19,974,530.00	3,971,099.11	11,501,900.22	

Knott County Water & Sewer District **Depreciation Schedule**

December 31, 2018

000 - Knott County Water & Sewer District							
Sys ID	Asset Code	Description	Retired OR	In Service	Cost	Prior	Current Method Life
1501-00 - Water Plant & Distribution System							
10		Water Treatment Plant - Original		7/1/1970	75,474.30	75,474.00	SL 30
11		Water Tank - Original System		7/1/1970	15,452.00	15,452.00	SL 25
13		Parking Lot		7/1/1970	3,696.00	3,696.00	SL 15
14		Water Lines - Original System		7/1/1970	79,239.89	79,239.00	SL 20
15		Water Wells - Original System		7/1/1970	12,428.50	12,428.00	SL 40
16		Hydrants - Original System		7/1/1970	3,625.00	3,625.00	SL 10
17		Water Lines		12/19/79	800.00	800.00	SL 20
20		Water Lines		6/1/1980	500.00	500.00	SL 20
22		Water Wells		10/1/1980	6,707.45	6,090.00	168.00 SL 40
25		Water Wells		5/1/1982	3,000.00	2,581.00	75.00 SL 40
34		Meters		2/1/1983	18,139.41	18,139.00	SL 7
35		Meier		2/1/1983	221.54	221.00	SL 7
38		Meters		6/1/1986	2,983.49	2,983.00	SL 7
40		Water Lines		6/1/1986	135,540.11	135,540.00	SL 20
41		Water Wells		6/1/1986	90,527.35	69,210.00	2,263.00 SL 40
42		Water Tanks and Plant		6/29/86	577,995.70	577,995.00	SL 25
43		Water Wells		11/1/86	1,104.00	845.00	28.00 SL 40
46		Water Wells		12/1/86	3,684.00	2,768.00	92.00 SL 40
50		Water Wells		3/1/1987	1,962.00	1,462.00	49.00 SL 40
51		Water Lines		9/1/1987	470.00	470.00	SL 20
52		Water Lines		9/1/1987	960.00	960.00	SL 20
54		Meter		2/1/1989	1,469.56	1,469.00	SL 7
57		Water Wells		6/1/1989	618.00	426.00	15.00 SL 40
63		Water Wells		9/1/1987	2,631.00	1,276.00	66.00 SL 40
64		Water Wells		11/1/1987	3,681.00	1,771.00	92.00 SL 40
65		Water Wells		11/1/1987	3,034.00	1,457.00	76.00 SL 40
67		Parking Lot		9/1/1989	8,500.00	8,500.00	SL 15
79		Meters		7/1/1983	10,809.00	10,809.00	SL 10
85		Plant Repairs		7/1/1982	2,893.80	2,893.00	SL 3
86		Plant Repairs		7/1/1982	3,454.50	3,454.00	SL 5
87		Plant Repairs		7/1/1982	2,093.70	2,093.00	SL 10

000 - Knott County Water & Sewer District							
Sys ID	Asset Code	Description	Retired OR	In Service	Cost	Prior	Current Method Life
1501-00 - Water Plant & Distribution System							
88		Plant Repairs		7/1/2002	17,322.20	17,322.00	SL 10
122		18' x 20' Metal Building		4/13/2004	1,655.50	1,403.00	110.00 SL 15
125		Mallie RT 899 Waterline Extension		6/1/2004	2,074,528.01	417,666.00	33,192.00 SL 62.5
137		24' x 28' Metal Building		6/23/2004	3,342.50	2,787.00	223.00 SL 15
142		New Construction - WTP		1/1/2008	264,810.00	79,443.00	8,827.00 SL 30
143		Construction 2005 - WTP		1/1/2008	6,318.53	1,899.00	211.00 SL 30
144		Construction 2006 - WTP		1/1/2008	133,821.00	40,149.00	4,461.00 SL 30
145		Construction 2007 - WTP		1/1/2008	4,727,599.71	1,418,283.00	157,587.00 SL 30
150		Construction 2008 - WTP		6/30/2008	4,975,319.15	1,409,674.00	165,844.00 SL 30
151		Pippa Passes Water Tanks		6/30/2008	221,744.56	41,888.00	4,928.00 SL 45
152		Capital Outlay - WTP		12/31/2008	382,407.59	101,976.00	12,747.00 SL 30
153		Construction 2009 - Water Lines		6/1/2009	4,739,725.45	575,089.00	75,836.00 SL 62.5
155		Construction 2009 KCFC Contribution		6/5/2009	2,118,554.95	535,520.00	70,618.00 SL 30
161		Construction 2010 Water Lines		6/1/2010	5,101,515.95	537,358.00	81,624.00 SL 62.5
162		Construction 2010 Water Lines - KCFC Contribution		6/1/2010	2,066,030.93	217,619.00	33,056.00 SL 62.5
174		Construction 2011 - Waterlines		6/1/2011	4,327,305.08	386,573.00	69,237.00 SL 62.5
175		Construction 2011 Waterlines - KCFC Contribution		6/1/2011	1,895,697.78	169,348.00	30,331.00 SL 62.5
190		Construction 2012 Waterlines		6/1/2012	3,545,316.81	259,990.00	56,725.00 SL 62.5
191		Construction 2012 Waterlines - KCFC Contribution		6/1/2012	2,035,317.88	149,256.00	32,565.00 SL 62.5
197		Route 7 Branch Water Distribution Lines (KCFC)		10/1/2013	365,075.51	18,983.00	5,841.00 SL 62.5
198		Carr Creek/Rt. 582 Waterlines Project		9/30/2014	4,050,521.16	145,818.00	64,808.00 SL 62.5
199		WTP Plant Upgrade/Retrofit Project		9/30/2014	2,862,783.83	214,709.00	95,426.00 SL 30
217		Big Branch Project		1/1/2016	75,410.00	1,257.00	1,257.00 SL 60
219		Hickory Hills Project		1/1/2016	427,222.39	7,120.00	7,120.00 SL 60
214		Meters & MXU's		2/29/2016	2,780.00	232.00	278.00 SL 10
215		Meters		3/21/2016	1,430.00	107.00	143.00 SL 10
221		Red Fox Project		12/9/2016	4,144,496.97	5,756.00	69,075.00 SL 60
223		AML Branch Lines Project		1/1/2018	2,433,242.00		SL 60
224		AML Red Fox Project		1/1/2018	59,351.00		SL 60
225		Portable Flow Meter		1/1/2018	6,014.00		481.00 SL 12.5
54,140,355.74 7,801,851.00 1,085,475.00							
1502-00 - Operating Equipment - Water							
12		Centrifuge Addition - Original WTP		7/1/1970	40.00	40.00	SL 5
18		Speed Reducer		3/1/1980	799.00	799.00	SL 5

000 - Knott County Water & Sewer District							
Sys ID	Asset Code	Description	Retired OR	In Service	Cost	Prior	Current Method Life
1502-00 - Operating Equipment - Water							
19		Check Valve		5/1/1980	354.78	354.00	SL 5
21		Gate Valve		7/1/1980	214.43	214.00	SL 5
23		Starter & Heater Strips		2/1/1981	121.73	121.00	SL 5
27		Centrifuge		7/1/1983	740.69	740.00	SL 5

	Pump	10/1/1983	10,000.34	10,000.00	SL	5			
29	Pump	10/1/1983	433.01	433.00	SL	5			
30	Pump	11/1/1983	1,745.00	1,745.00	SL	5			
31	Pump	12/1/1983	1,175.95	1,175.00	SL	5			
32	Pump	12/1/1983	1,175.95	1,175.00	SL	5			
33	Pump	3/1/1984	2,394.30	2,394.00	SL	5			
36	Pump	2/1/1985	1,137.89	1,137.00	SL	5			
37	Meter Building Fixtures	11/1/1985	275.00	275.00	SL	5			
39	Other Equipment	6/1/1986	18,790.06	18,790.00	SL	5			
44	Pump	11/1/1986	550.00	550.00	SL	5			
45	Pump	12/1/1986	1,246.85	1,246.00	SL	5			
47	Pump	1/1/1987	3,266.88	3,266.00	SL	5			
48	Pump	2/1/1987	843.00	843.00	SL	5			
49	Pump	3/1/1987	1,250.00	1,250.00	SL	5			
55	Pump	4/1/1988	2,022.94	2,022.00	SL	5			
58	Pump	12/1/1989	4,674.43	4,674.00	SL	5			
59	Pump	3/1/1990	1,668.00	1,668.00	SL	5			
60	Pump	6/1/1990	1,225.00	1,225.00	SL	5			
62	Equipment	7/1/1994	4,334.63	4,334.00	SL	5			
66	Pump	12/1/1997	4,605.80	4,605.00	SL	5			
81	Composite Samplers	7/1/2002	2,646.00	2,646.00	SL	5			
82	Converting Pumps	7/1/2002	1,850.10	1,850.00	SL	3			
83	Tel Chat Box & Computer	7/1/2002	2,310.70	2,310.00	SL	5			
84	Tools & Equipment	7/1/2002	6,445.60	6,445.00	SL	5			
97	Utility Improvements	6/1/2003	3,827.66	3,827.00	SL	5			
98	Charts Recorder	6/1/2003	565.71	565.00	SL	5			
99	Turbidimeter	6/1/2003	724.50	724.00	SL	5			
100	Miscellaneous Equipment	6/1/2003	2,315.71	2,315.00	SL	5			
112	1720D Turbidimeter	1/4/2004	724.50	724.00	SL	7			
119	Aquatrend Interface	1/16/2004	812.00	812.00	SL	7			
000 - Knott County Water & Sewer District									
Sys ID	Asset Code	Description	Retired OR	In Service	Cost	Prior	Current Method	Life	
1502-00 - Operating Equipment - Water									
134		Autocat			6/23/2004	2,099.30	2,099.00	SL	7
135		Chlorine Process Analyzer			6/23/2004	1,907.50	1,907.00	SL	7
136		Chart Recorder			6/23/2004	444.50	444.00	SL	7
154		Equipment			6/1/2009	3,000.00	3,000.00	SL	5
172		Generator			6/1/2011	36,000.00	20,100.00	3,600.00 SL	10
177		Equipment			6/1/2011	26,135.71	8,336.00	1,493.00 SL	17.5
188		Air Compressor			6/1/2012	15,600.00	7,150.00	1,560.00 SL	10
205		Metal Building, 28 x 30 @ WTP			12/1/2014	9,815.00	546.00	262.00 SL	37.5
222		(4) Actuators, turbidmeter's, & Controller			1/1/2018	25,506.00		SL	12.5
207,816.15	130,875.00	6,915.00							
1503-00 - WWTPs & Collection System									
2		Wastewater Plant			7/1/1970	54,756.00	54,756.00	SL	30
3		Wastewater Plant - Additions			7/1/1970	27,766.00	27,766.00	SL	30
6		WWTP Equipment			7/1/1970	451.54	451.00	SL	5
7		WW Collection Lines			7/1/1970	26,760.86	26,760.00	SL	30
8		WW Collection System			7/1/1970	128,468.00	128,468.00	SL	30
4		Wastewater Plant - Pumping Equipment			11/1/1970	10,676.46	10,676.00	SL	30
5		Wastewater Plant - Equipment			11/1/1970	384.54	384.00	SL	7
68		Netting			9/1/2000	2,495.00	2,495.00	SL	15
71		Composite Samplers			7/1/2002	1,134.00	1,134.00	SL	5
72		Converting Pumps			7/1/2002	792.90	792.00	SL	3
73		Tel Chat Box & Computer			7/1/2002	990.30	990.00	SL	5
74		Tools & Equipment			7/1/2002	2,762.40	2,762.00	SL	5
75		Plant Repairs			7/1/2002	1,240.20	1,240.00	SL	3
76		Plant Repairs			7/1/2002	1,480.50	1,480.00	SL	5
77		Plant Repairs			7/1/2002	897.30	897.00	SL	10
78		Plant Repairs			7/1/2002	7,423.80	7,423.00	SL	10
108		Utility Improvements			6/30/2003	1,640.42	1,640.00	SL	5
109		Charts Recorder			6/30/2003	242.45	242.00	SL	5
110		Turbidimeter			6/30/2003	310.50	310.00	SL	5
111		Miscellaneous Equipment			6/30/2003	992.45	992.00	SL	5
113		1720D Turbidimeter			1/4/2004	310.50	310.00	SL	7
118		Aquatrend Interface			1/16/2004	348.00	348.00	SL	7
120		Sludge Bagging System			3/24/2004	28,230.00	28,230.00	SL	10
000 - Knott County Water & Sewer District									
Sys ID	Asset Code	Description	Retired OR	In Service	Cost	Prior	Current Method	Life	
1503-00 - WWTPs & Collection System									
121		18' x 20' Metal Building			4/13/2004	709.50	709.00	SL	10
130		Autocat			6/23/2004	899.70	899.00	SL	7
131		Chlorine Process Analyzer			6/23/2004	817.50	817.00	SL	7
132		Chart Recorder			6/23/2004	190.50	190.00	SL	7
133		24' x 28' Metal Building			6/23/2004	1,432.50	1,188.00	95.00 SL	15
149		Concrete Pad for Drying Beds			6/13/2008	6,000.00	3,433.00	400.00 SL	15
204		Pippa Passes WWTP/Coll. Syst. Upgrade			12/1/2014	310,499.00	21,562.00	10,350.00 SL	30
218		Pippa Passes Sewer Rehab			1/1/2016	14,676.38	245.00	245.00 SL	60
212		Ball Creek Wastewater Plant			1/20/2016	4,267,154.46	110,185.00	120,202.00 SL	35.5
220		Alice Lloyd College Pedestrian Bridge			11/16/2016	19,999.00	28.00	333.00 SL	60

4,922,932.66		439,802.00		131,625.00							
1505-00 - Office Furniture & Equipment											
26		Safe		7/1/1983	379.99	379.00	SL			5	
53		Computer		1/1/1988	2,520.00	2,520.00	SL			5	
61		Computer		11/1/1992	2,179.97	2,179.00	SL			5	
70		O & M Manuals		7/1/2002	2,928.00	2,928.00	SL			10	
89		Billing Software		6/1/2003	1,131.90	1,131.00	SL			5	
93		Computers		6/1/2003	503.30	503.00	SL			5	
94		Computers		6/1/2003	2,400.27	2,400.00	SL			5	
95		Computers		6/1/2003	3,795.39	3,795.00	SL			5	
101		Billing Software		6/30/2003	485.10	485.00	SL			5	
105		Computers		6/30/2003	215.70	215.00	SL			5	
106		Computers		6/30/2003	1,028.69	1,028.00	SL			5	
107		Computers		6/30/2003	1,626.59	1,626.00	SL			5	
123		Sensus Autoread Software		5/18/2004	757.85	757.00	SL			7	
124		Sensus Autoread Software		5/18/2004	1,768.33	1,768.00	SL			7	
148		Computer		5/7/2008	618.41	618.00	SL			5	
158		Computer Equipment		6/1/2010	11,633.62	3,404.00	SL	517.00		22.5	
163		Office Furniture		6/1/2010	46,715.37	13,667.00	SL	2,076.00		22.5	
166		Phone System		6/1/2010	8,390.60	5,523.00	SL	839.00		10	
167		Printer		6/1/2010	9,557.66	8,986.00	SL	571.00		7	
159		Harris Billing Software - KCFC Contribution		6/11/2010	19,170.00	12,620.00	SL	1,917.00		10	
176		Office Furniture		6/1/2011	16,563.41	4,109.00	SL	736.00		22.5	
178		Printer		6/1/2011	1,264.96	1,010.00	SL	181.00		7	
000 - Knott County Water & Sewer District											
Qty ID	Asset Code	Description	Retired	OR	In Service	Cost	Prior	Current Method	Life		
1505-00 - Office Furniture & Equipment											
179		Sharp 60" TV			6/1/2011	2,094.98		1,669.00	299.00	SL	7
189		Computer Equipment			6/1/2012	8,356.99		5,472.00	1,194.00	SL	7
193		Printer			6/1/2012	720.74		472.00	103.00	SL	7
201		Billing System Computers (3) Dell OptiPlex			8/3/2014	5,029.18		541.00	224.00	SL	22.5
202		Software, New Billing by United Systems & Software			8/28/2014	21,180.00		2,196.00	941.00	SL	22.5
209		Computer, Dell Laptop (Manager)			10/23/2014	1,066.29		462.00	213.00	SL	5
206		Dell Laptop Computer-Kyle			12/19/2014	859.52		344.00	172.00	SL	5
207		Dell Laptop Computer (2) - Meter Reading			12/19/2014	1,207.32		482.00	241.00	SL	5
208		Sage 50 Accounting Software			12/29/2014	1,562.44		138.00	69.00	SL	22.5
177,712.57 83,427.00 10,293.00											
1506-00 - Vehicles & Motorized Equipment											
96		Chevy Pickup - 2003			6/1/2003	13,996.50		13,996.00		SL	5
116		Chevy 4 Door			1/8/2004	15,287.30		15,287.00		SL	5
117		Chevy Regular Cab			1/8/2004	13,328.70		13,328.00		SL	5
56		Toyota Corolla - KCFC Contribution			9/16/2009	16,745.00		16,745.00		SL	5
164		Mini Excavators (2)			6/1/2010	66,340.00		34,938.00	5,307.00	SL	12.5
168		Ford F350 Pickup Truck (Dually)			6/1/2010	33,725.00		31,718.00	2,007.00	SL	7
169		Chevy 2500HD Utility Truck			6/1/2010	19,041.00		17,907.00	1,134.00	SL	7
171		Ford Ranger 4 x 4 Pickup			6/1/2010	17,221.00		16,195.00	1,026.00	SL	7
180		Case Skid Steer			10/21/2011	50,168.12		20,734.00	4,013.00	SL	12.5
187		Ford F5H7 Dump Truck (Crossroads Ford)			2/27/2012	52,217.00		36,056.00	7,460.00	SL	7
203		Chevrolet, Used 2006 RC-WT 4x4 Pickup Truck			2/24/2014	2,000.00		2,000.00		SL	2
200		Chevrolet, New 2015 Silverado WT 4x4 X-Cab P/U			10/30/2014	27,250.00		8,435.00	3,893.00	SL	7
210		Used 2008 Chevy K3500 4X4 Utility Truck			4/10/2015	6,000.00		5,250.00	750.00	SL	2
211		Used 2007 Chevy Silverado			11/13/2015	7,500.00		4,375.00	3,125.00	SL	2
226		2018 Dodge Ram 18882			2/14/2018	23,450.00			2,687.00	SL	8
227		2018 Dodge Ram 31876			2/14/2018	23,450.00			2,687.00	SL	8
229		2019 Ram 1500			12/28/2018	27,129.00				SL	8
414,848.62 236,964.00 34,089.00											
1507-00 - Land/Land Rights - Water											
		Land			7/1/1970	134.00				NON	0
		Right of Way - CSX			6/1/2003	1,000.00					0
		Land Option			6/1/2003	1,000.00					0
		Land Rights			9/20/2004	700.00					0
		Land			9/1/2005	1,000.00					0
000 - Knott County Water & Sewer District											
Qty ID	Asset Code	Description	Retired	OR	In Service	Cost	Prior	Current Method	Life		
1507-00 - Land/Land Rights - Water											
141		Land			6/30/2007	999.00					0
146		Right of Way - Big Branch/Irishman			2/22/2008	8,000.00					0
147		Right of Way - Enterprise Mining			3/4/2008	1,500.00					0
160		Land			6/1/2010	500.00				NONE	0
173		Land			6/1/2011	19,501.00					0
117,294.00 0.00 0.00											
1508-00 - Land/Land Rights - Wastewater											
1		Land			7/1/1970	450.60				NONE	0
102		Right of Way - CSX			6/30/2003	1,140.00					0
103		Land Option			6/30/2003	900.00					0
138		Land Rights			9/20/2004	300.00					0
213		Land			1/20/2016	30,500.00				NONE	0
33,290.60 0.00 0.00											
1509-00 - Tools & Miscellaneous Equipment											
24		Welder			2/1/1982	540.00		540.00		SL	5
56		Riding Mower			5/1/1988	1,049.99		1,049.00		SL	

69	Water Blue Book	1/1/2001	1,054.22	1,054.00	SL	5
80	O&M Manuals	7/1/2002	6,832.00	6,832.00	SL	10
92	Riding Lawnmower	6/1/2003	560.00	560.00	SL	5
104	Riding Lawnmower	6/30/2003	240.00	240.00	SL	5
126	Tapping Equipment	6/16/2004	585.00	585.00	SL	5
127	Tapping Equipment	6/16/2004	1,365.00	1,365.00	SL	5
128	14" Cutoff Saw	6/22/2004	307.01	307.00	SL	5
129	14" Cutoff Saw	6/22/2004	716.35	716.00	SL	5
165	Fuel Tanks	6/1/2010	11,176.00	4,207.00	639.00 SL	17.5
181	Gator Trailer	10/21/2011	4,740.00	3,498.00	677.00 SL	7
182	Trencher	10/21/2011	6,451.00	2,666.00	516.00 SL	12.5
183	Pipe Grapple Attachment for Skid Steer	10/28/2011	5,070.65	2,098.00	406.00 SL	12.5
184	Loader Bucket for Skid Steer	10/28/2011	5,037.01	2,082.00	403.00 SL	12.5
185	Salt Spreader for Skid Steer	10/28/2011	3,190.00	1,318.00	255.00 SL	12.5
186	Other Equipment	10/28/2011	5,289.15	2,186.00	423.00 SL	12.5
192	Honda Air Compressor w/Trailer	6/1/2012	9,607.22	3,524.00	769.00 SL	12.5
195	Titan Monitoring System	11/8/2012	5,000.00	1,667.00	400.00 SL	12.5

68,810.60

Summary

000 - Knott County Water & Sewer District

	Cost	Prior	Curr
1501-00 - Water Plant & Distribution System	54,140,355.74	7,801,851.00	1,085,475.00
1502-00 - Operating Equipment - Water	207,816.15	130,875.00	6,915.00
1503-00 - WWTPs & Collection System	4,922,932.66	439,802.00	131,625.00
1505-00 - Office Furniture & Equipment	177,712.57	83,427.00	10,293.00
1506-00 - Vehicles & Motorized Equipment	414,848.62	236,964.00	34,089.00
1507-00 - Land/Land Rights - Water	117,294.00	0.00	0.00
1508-00 - Land/Land Rights - Wastewater	33,290.60	0.00	0.00
1509-00 - Tools & Miscellaneous Equipment	68,810.60	36,494.00	4,488.00
	60,083,060.94	8,729,413.00	1,272,885.00

Combined

	Cost	Prior	Current
1501-00 - Water Plant & Distribution System	54,140,355.74	7,801,851.00	1,085,475.00
1502-00 - Operating Equipment - Water	207,816.15	130,875.00	6,915.00
1503-00 - WWTPs & Collection System	4,922,932.66	439,802.00	131,625.00
1505-00 - Office Furniture & Equipment	177,712.57	83,427.00	10,293.00
1506-00 - Vehicles & Motorized Equipment	414,848.62	236,964.00	34,089.00
1507-00 - Land/Land Rights - Water	117,294.00	0.00	0.00
1508-00 - Land/Land Rights - Wastewater	33,290.60	0.00	0.00
1509-00 - Tools & Miscellaneous Equipment	68,810.60	36,494.00	4,488.00
	60,083,060.94	8,729,413.00	1,272,885.00

**Knott County Water and Sewer District
Case No. 2019-00268
Letcher County Water and Sewer District and City of Hindman's First Request for
Information issued September 6, 2019**

5. For the person who prepared Attachments 5 through 5j:
- a. List each case in which he or she presented testimony to the Public Service Commission in oral or written format.
 - b. List each case in which he or she submitted or otherwise sponsored a cost-of-service study using the same methodology used in Attachments 5 through 5j.

Response:

- a. Mr. Vilines has presented testimony to the Commission in the following cases:
 - Case No. 89-110 – Warren County Water District
 - Case No. 97-434 – Warren County Water District
 - Case No. 2002-00042 – Warren County Water District
 - Case No. 2011-00220 – Warren County Water District
 - Case No. 2018-00017 – Martin County Water District
 - Case No. 2019-00131 – Southern Water District
- b. The cases listed below included portions or all of the methodology cited:
 - Case No. 2015-00065 – Webster County Water District
 - Case No. 2015-00278 – South 641 Water District
 - Case No. 2015-00308 – Harrison County Water Association
 - Case No. 2015-00331 – McKinney Water District
 - Case No. 2016-00054 – Caldwell County Water District

- Case No. 2016-00325 – North Mercer Water District
- Case No. 2016-00435 – Nebo Water District
- Case No. 2017-00323 – Jonathan Creek Water District
- Case No. 2017-00371 – Symsonia Water & Sewer District
- Case No. 2018-00017 – Martin County Water District
- Case No. 2018-00117 – Ledbetter Water District
- Case No. 2018-00118 – North Hopkins Water District
- Case No. 2018-00346 – Muhlenberg County Water District #3
- Case No. 2018-00376 – Cannonsburg Water District
- Case No. 2018-00414 – Crittenden-Livingston County Water District
- Case No. 2018-00387 – South Hopkins Water District
- Case No. 2019-00044 – Meade County Water District
- Case No. 2019-00052 – North Manchester Water District
- Case No. 2019-00131 – Southern Water District
- Case No. 2019-00268 – Knott County Water & Sewer District

**Knott County Water and Sewer District
Case No. 2019-00268
Letcher County Water and Sewer District and City of Hindman's First Request for
Information issued September 6, 2019**

6. Provide a system map showing all Knott District's facilities that are used to serve its wholesale (or sale for resale) customers. This map should show, at a minimum, all master meters, pumping stations, storage tanks, water transmission mains, and water distribution mains used to serve its wholesale customers and clearly indicate the size of all mains.

Response:

The map is being provided under seal pursuant to a Motion for Confidential Treatment.

ATTACHMENT FOR
RESPONSE 6 – MAP
IS BEING FILED UNDER SEAL
PURSUANT TO A MOTION FOR
CONFIDENTIAL TREATMENT

**Knott County Water and Sewer District
Case No. 2019-00268
Letcher County Water and Sewer District and City of Hindman's First Request for
Information issued September 6, 2019**

7. In October 2018, the Kentucky Energy and Environment Cabinet announced a grant of \$850,000 from the Kentucky Division of Abandoned Mine Lands to Knott District for the design and construction of a water line to serve approximately 58 homes along Runnels Branch in central Knott County.

- a. State the expected completion date of this project.
- b. State whether the addition of 58 customers resulting from this project is reflected in Knott District's pro forma revenues from water sales. If no, explain why not.

Response:

- a. The Runnels Branch project contract runs from July 12, 2019 through November 8, 2019.
- b. There is no way of knowing how many customers out of the potential 58 customers will actually become customers of KCWSD.

**Knott County Water and Sewer District
Case No. 2019-00268
Letcher County Water and Sewer District and City of Hindman's First Request for
Information issued September 6, 2019**

8. State the number of tap fees assessed during the test period.

Response:

There were 22 tap fees assessed during the test period.

**Knott County Water and Sewer District
Case No. 2019-00268
Letcher County Water and Sewer District and City of Hindman's First Request for
Information issued September 6, 2019**

9. Provide a breakdown of the sources of the miscellaneous revenues for the test period.

Response:

All of the miscellaneous revenues were derived from tap fees.

**Knott County Water and Sewer District
Case No. 2019-00268
Letcher County Water and Sewer District and City of Hindman's First Request for
Information issued September 6, 2019**

10. Provide a copy of the minutes of each meeting of Knott District's Board of Commissioners held since January 1, 2018.

Response:

Please see attached.

**KNOTT COUNTY WATER AND SEWER DISTRICT
MINUTES OF REGULAR MEETING
Tuesday, January 16th, 2018 at 5:00 P.M.**

Call to Order: Chairman Smith called the meeting to order at 5:00 P.M.

Recognizing Audience: Chairman Smith welcomed all people who were present at the meeting, including Board members; Jared Salmons, Plant Manager; Kyle Smith, CFO; Randall Tackett, KCWSD Attorney; and Matthew Catron, Clerk.

Recognizing Media: Sharon Hall with the Troublesome Creek Times was present.

Approval of Minutes: Chairman Smith asked for a motion to approve the minutes from the previous meeting. Mr. Jacobs made a motion to approve the minutes, which was seconded by Mr. King and the motion carried.

Public Comments:
None.

Capital Project Updates and Contractor Claims:

Mr. Salmons spoke about the Route 7 interconnect with Letcher County. Mr. Salmons said the road for the tank site has been constructed and the tank site has been uncovered to where the drilling can be done. Mr. Salmons said some excavation needs to be done to level out the area. Mr. Salmons said there was a pay request to approve for the work that had been done on the tank site. Mr. Salmons also talked about the Pippa Passes waste water treatment plant project. He said he had been in contact with a new project manager who needed a few documents signed to finalize the PPA. Mr. Salmons said one was a certificate of authority to be signed by the CFO and the district's legal counsel. Mr. Salmons said they were wanting to get it done as soon as possible. Mr. Salmons also talked about the TEA project, which he said was near the end and they are working on a final agreement. Mr. Salmons said it is 95% done, but some work still needed to be done on the lift stations. Chairman Smith asked about the current status with the Runnels Branch area. Mr. Salmons said there was one more site where AML needed to gather an additional test from that needed some minor plumbing work done to it. Mr. Salmons said that should finish up a snag that had previously held the project from moving forward. Mr. Salmons said once that was done they could get with AML and work towards finding funding for the project. Chairman Smith asked for a motion to approve Pay Request #1 for the Highway 7 interconnect. Mr. Jacobs made a motion to approve the Pay Request, which was seconded by Mr. Mullins and the motion carried.

Claims List

Mr. K. Smith presented the Claims List. He said he had a few annual renewals on the list, which included the Sage 50 accounting software that the district uses to generate payroll and income statements. Mr. K. Smith said the CDP map was also an annual fee for the mapping software. Chairman Smith entertained a motion to pay the Claims List. Mr. King made a motion to pay the Claims List, which was seconded by Mr. Jacobs.

Financial Report

Mr. K. Smith presented the Financial Report. Mr. K. Smith said the revenue was similar to the previous year, but the expenses had went up since last year, increasing by 9%. Chairman Smith acknowledged that the board had reviewed the Financial Report.

Manager's Report

Mr. Salmons said the water produced was up from this time last year, and said it would be up even more during the month of January. Mr. Salmons said the district has temporary approval from the Corps of Engineers to withdraw 3 million gallons per day out of the lake. Mr. Salmons said the purchased water for the month was down, water loss was up due to meter bottoms busting from the cold temperatures, and overtime hours were up, which he anticipated to increase due to the demand from having to run the plant for 24 hours. Mr. Salmons said work orders were up, more water has been sold due to problems that wholesalers have had with their water systems from the cold weather. Mr. Salmons said the water system has been in pretty good shape the previous month and this month, and has been able to assist with other water systems during their time of need. Chairman Smith commended Mr. Salmons and the other employees of the district for the hard work during all of the cold weather that had caused so many problems for other water districts.


Other New Business

Mr. K. Smith said he received the audit estimates. Mr. K. Smith said RFH, the auditing firm that conducted the previous year's audit, asked for \$16,000 to conduct the audit. Mr. K. Smith said he received estimates from three other auditing firms, but either did not receive an estimate or their estimates were too high. Chairman Smith and the board agreed to use RFH again and see how the audit goes. Mr. K. Smith said RFH was already familiar with the process of auditing a water district and having them conduct the audit again would eliminate a lot of the legwork involved if a new auditing firm was chosen. Mr. K. Smith said he did not feel it was a bad idea every few years to switch and use an alternate auditing firm to let a different set of eyes view everything. Chairman Smith asked for a motion to accept quote for the audit. Mr. King made a motion, which was seconded by Mr. Mullins and the motion carried.


Closed Session – Personnel and Legal Issues: Chairman Smith entertained a motion to enter in to closed session. Mr. Mullins made a motion, which was seconded by Mr. Jacobs and the motion carried. The board went in to closed session at 5:33 P.M. and came out of closed session at 7:00 P.M.

Adjournment: Chairman Smith entertained a motion to adjourn. Mr. Jacobs made a motion to adjourn, which was seconded by Mr. Hamilton and the motion carried. The meeting ended at 7:00 P.M.

Approval of Minutes:


Greg Mullins


2-20-18
Date


Dale Hamilton, Vice-Chairman

2-20-2018
Date


David Smith, Chairman

2/20/18
Date


Terry D. Jacobs

2-20-18
Date


Larry King

2-20-18
Date

**KNOTT COUNTY WATER AND SEWER DISTRICT
MINUTES OF REGULAR MEETING
Tuesday, February 20th, 2018 at 5:00 P.M.**

Call to Order: Chairman Smith called the meeting to order at 5:00 P.M.

Recognizing Audience: Chairman Smith welcomed all people who were present at the meeting, including Board members; Jared Salmons, Plant Manager; Kyle Smith, CFO; Randall Tackett, KCWSD Attorney; Calvin Waddles, Magistrate; Dwayne Hall, County Resident; Ron Johnson, Johnson Engineering; Zach Weinberg, County Judge; and Matthew Catron, Clerk.

Recognizing Media: Sharon Hall with the Troublesome Creek Times was present.

Approval of Minutes: Chairman Smith asked for a motion to approve the minutes from the previous meeting. Mr. Hamilton made a motion to approve the minutes, which was seconded by Mr. Jacobs and the motion carried.

Public Comments:

Calvin Waddles was present and inquired about getting extra fire hydrants installed in the Beaver area. Dwayne Hall, a resident in the Caney community, spoke about the need for a hydrant in his area, noting that there was a cluster of homes making up Gibson Branch, Thornsberry Branch, and Rocky Horse Drive that could use a fire hydrant. Chairman Smith asked to identify the areas with the greatest need and to see if it would be possible to install a hydrant in those areas. Greg made a motion to make an amendment to the project to include Runnels Branch and Wagers Branch and to allow AML to continue to study the smaller hollows. Mr. King seconded the motion and the motion carried.

Capital Project Updates and Contractor Claims:

Mr. Salmons spoke about the Pippa Passes waste water treatment project. He said he has been talking with Andrew Reed, the Project Manager, and he said he has all of the paperwork that he needs and said he has set a March 23rd deadline. Mr. Salmons said he would send the paperwork to the district to be reviewed, and if the district was fine with everything, the paperwork would need to be signed and it would start the project and make the funds available. Mr. Jacobs updated the board and said that Alice Lloyd College has agreed to pay \$150,000 towards the project for the match. Mr. Jacobs said ALC wanted to pay \$100,000 as soon as an agreement is put together, and they would pay the additional \$50,000 within 6-12 months. Mr. Salmons said it did not have to be paid upfront, but can be paid any time during the project. Mr. Jacobs said ALC wanted to make sure there would be an insurance procedure done in case there was any damage done to any buildings. Mr. Johnson said the contract would cover that, and he added that most of the work would be done downstream, away from the campus. Mr. Johnson said all of the mess that would be made on-campus has already been done, and he said any work done on the campus would be done on the fringes. Mr. Jacobs said ALC has their executive committee

meeting on the second week of April and wanted to be able to review all documents involved as quickly as possible. Mr. Salmons said he expects to get the PPA well in advance of the March 23rd deadline that the Project Manager had set. Mr. Salmons also talked about the Route 7 interconnect with Letcher County. Mr. Johnson gave an update, stating that a pad for the tank was built. He said the tank would be built on the Knott-Letcher line. Mr. Johnson said some pumps had to be upgraded to get water to Route 7, which included some pumps on Highway 582 and doing some changes to the pump on 1410. Mr. Johnson emphasized that the project would be an opportunity to majorly upgrade the district's water system in the event more water needed to be used in the future. Mr. Salmons talked about the increased water withdrawal from the Corps of Engineers and said he had been in contact with Andrew Swafford with Mitch McConnell's office, who is working on getting it approved to allow the district with withdraw more water per day. Chairman Smith entertained a motion to approve Pay Request #2 with the Highway 7 Knott-Letcher interconnect. Mr. Hamilton made a motion, which was seconded by Mr. King and the motion carried.

Claims List

Mr. K. Smith presented the Claims List. He said it was a substantial list this month, mostly due to an increase amount of water that has had to be pumped out. Due to this, more chemicals had to be purchased and pumps had to be repaired and replaced because of the weather. Mr. K. Smith noted that a KaCo claim was something that is sent out yearly. Mr. K. Smith said he and Mr. Salmons went over everything in the KCWSD system and gave them a more detailed list, causing it to go up from the previous amount. Chairman Smith entertained a motion to approve the Claims List. Mr. Jacobs made a motion, which was seconded by Mr. Mullins.

Financial Report

Mr. K. Smith presented the Financial Report. Mr. K. Smith gave an update about this year's audit. Chairman Dave Smith provided clarity, per the auditor's request, due to in previous minutes being noted that any future claim under \$3,000 could be settled upon the Chairman's discretion, it was intended for just a specific claim at that time. Mr. K. Smith said it was the highest billing month due to all the high usage around the county and with wholesale customers using more water. Mr. K. Smith said the power bills were up due to the plant operating for longer hours. Chairman Smith acknowledged that the board had reviewed and approved the Financial Report.


Manager's Report

Mr. Salmons presented the Manager's Report. Mr. Salmons said the water produced and purchased for the month was much higher. Mr. Salmons said during the really cold time during January, the increased amount of water sold to wholesale customers caused the water loss numbers to go down. Mr. Salmons said there was a stretch where the plant was running for 24 hours, which caused the overtime hours to go up. Mr. Salmons said the fleet was updated this month, receiving two new trucks.


Closed Session – Personnel and Legal Issues: Chairman Smith entertained a motion to enter in to closed session. Mr. Mullins made a motion, which was seconded by Mr. Jacobs and the motion carried. The board went in to closed session at 6:39 P.M. and came out of closed session at 7:34 P.M.

Adjournment: Chairman Smith entertained a motion to adjourn. Mr. Hamilton made a motion to adjourn, which was seconded by Mr. Jacobs and the motion carried. The meeting ended at 7:34 P.M.


Approval of Minutes:


Greg Mullins

03-20-18
Date


Dale Hamilton, Vice-Chairman


March 20, 2018
Date


David Smith, Chairman

3/20/18
Date

Terry D. Jacobs

Date


Larry King

3-20-18
Date

**KNOTT COUNTY WATER AND SEWER DISTRICT
MINUTES OF REGULAR MEETING
Tuesday, March 20th, 2018 at 5:00 P.M.**

Call to Order: Chairman Smith called the meeting to order at 5:00 P.M.

Recognizing Audience: Chairman Smith welcomed all people who were present at the meeting, including Board members; Jared Salmons, Plant Manager; Kyle Smith, CFO; Randall Tackett, KCWSD Attorney; and Matthew Catron, Clerk. Mr. Jacobs was not present at the meeting.

Recognizing Media: Sharon Hall with the Troublesome Creek Times was present.

Approval of Minutes: Chairman Smith asked for a motion to approve the minutes from the previous meeting as well as a special called meeting. Mr. Mullins made a motion to approve the minutes, which was seconded by Mr. Hamilton and the motion carried. Chairman Smith asked that a change be made to the special called meeting due to a statement about minutes to a previous meeting being made which did not occur, and he asked that those changes be made and the minutes were approved based on the notion that the change would be made.

Public Comments:

A group of community members, Brad Thornsberry, Teanna Stevens, Tina Thornsberry, and Kendra Raleigh, from Railroad Lane and Heritage Drive in Topmost attended the meeting to address concerns about getting county water in the area. They said they thought they were supposed to receive water back when the Branch Lines project was done. Mrs. Raleigh and Mrs. Thornsberry both said they had water that you could not drink and it was difficult to do laundry for the condition of their water. Mr. King explained that the problem was with where the railroad tracks run in the area and the cost involved with running a line along the track and having to bore under the railroad tracks. Mrs. Raleigh said they were under the impression that there had been funding set aside for them to get county water. She said they were informed that they would get water, and the contractors were there and then they left and never came back. The board discussed possible ways of getting water to them from any nearby county waterlines on other properties without having to cross or run along the railroad tracks, assuming the district could obtain and access some right-of-ways to do so. Chairman Smith said they would make them aware if any new information presented itself prior to the next meeting and said they were welcome to attend the next meeting for any updates with the situation.

Capital Project Updates and Contractor Claims:

Mr. Salmons gave an update on the Letcher County interconnect. He said the design is about 80% complete and the hydraulic model for the new pump and upgrades would be completed during the month. He said the DOW plans and specs would be submitted around the middle of April. Mr. Salmons said upon approval of those it would be time to start accepting bids for the contract. Mr. Salmons also talked about Runnels Branch and Wagers Branch AML project. He

said the Runnels Branch area has been determined to be AML eligible. Mr. Salmons said AML does not currently have any funding to fund the project, but they expect some funding to be available in July. Chairman Smith said he spoke with Mr. Ellison with AML who said there would be more money in the upcoming budget this year than there was last year, but the Chairman added that there was a lot of places trying to get some of that money to fund different water projects. Mr. Salmons said he has the agreement for the Pippa Passes Waste Water Project for the board to review. He also said pending approval of the agreements, the startup for the lift stations on Highway 80 for the TEA project is scheduled for next week to begin accepting flow from Jamestown. Mr. Salmons presented a pay request for part of the design for the Letcher County interconnect. Chairman Smith asked for a motion to pay Pay Request #3 for the Letcher County-Knott County interconnect. A motion was made by Mr. King, which was seconded by Mr. Mullins and the motion carried.

Claims List

Mr. K. Smith presented the Claims List. Mr. K. Smith said the Appalachian States Analytical invoice was higher due to some filtering that had to be done for one of the tests. Mr. Mullins made a motion to approve the Claims List, which was seconded by Mr. King and the motion carried.

Financial Report

Mr. K. Smith presented the Financial Report. Mr. K. Smith said the revenue for the month was down to what it normally is along with the expenses. He pointed out the depreciation on the income statement, which had increased about \$5,000. Mr. K. Smith said he had determined that the increased occurred due to assets from the new trucks, the Branch Lines project, and the Red Fox project. Chairman Smith acknowledged that the board had reviewed and approved the Financial Report.

Manager's Report

Mr. Salmons presented the Manager's Report. Mr. Salmons said the district had another high production month, which he added the average would be up due to how high January was with leaks and wholesale customers using more water. Operation and overtime hours came down a lot. Mr. Salmons said the plant should be getting closer to not going over the 2 million gallon allowance per day. There were 6 line breaks during the month, which contributed to the 18% water loss. The service crew did 98 work orders during the month. The district gained 14 new customers, did 36 disconnects, 26 reconnects, and there were 23 adjustments.

Closed Session – Personnel and Legal Issues: Chairman Smith entertained a motion to enter in to closed session. Mr. Mullins made a motion, which was seconded by Mr. King and the motion carried. The board went in to closed session at 5:50 P.M. and came out of closed session at 6:37 P.M.

Coming out of closed session, Chairman Smith entertained a motion to approve the signing of the core agreement for the Caney Creek Sewer project. Mr. King made a motion, which was

seconded by Mr. Hamilton and the motion carried. Mr. Hamilton also made a motion to give the Chairman the authority to sign any agreements with Phoenix Development and TEA, which was seconded by Mr. King and the motion carried.

Adjournment: Chairman Smith entertained a motion to adjourn. Mr. Hamilton made a motion to adjourn, which was seconded by Mr. King and the motion carried. The meeting ended at 6:37 P.M.


Approval of Minutes:


Greg Mullins


4/17/18
Date

Dale Hamilton, Vice-Chairman


Date


David Smith, Chairman

4/17/18
Date


Terry D. Jacobs

4-17-18
Date


Larry King

4-17-18
Date

**KNOTT COUNTY WATER AND SEWER DISTRICT
MINUTES OF SPECIAL CALLED MEETING
Wednesday, March 7th, 2018 at 3:00 P.M.**

Call to Order: Chairman Smith called the meeting to order at 3:14 P.M.

Recognizing Audience: Chairman Smith welcomed all people who were present at the meeting, including Board members; Jared Salmons, Plant Manager; Kyle Smith, CFO; Randall Tackett, KCWSD Attorney; and Ron Johnson, Johnson Engineering. Both Mr. Jacobs and Mr. King were present by phone.

Recognizing Media: No media was present.

New Business:

Closed Session – Personnel and Legal Issues: Chairman Smith entertained a motion to enter in to closed session. Mr. Mullins made a motion, which was seconded by Mr. Hamilton and the motion carried. The board went in to closed session at 3:14 P.M. and came out of closed session at 4:47 P.M.

Adjournment: Chairman Smith entertained a motion to adjourn. Mr. Hamilton made a motion to adjourn, which was seconded by Mr. Mullins and the motion carried. The meeting ended at 4:47 P.M.

**KNOTT COUNTY WATER AND SEWER DISTRICT
MINUTES OF SPECIAL CALLED MEETING
Wednesday, March 7th, 2018 at 3:00 P.M.**

Call to Order: Chairman Smith called the meeting to order at 3:14 P.M.

Recognizing Audience: Chairman Smith welcomed all people who were present at the meeting, including Board members; Jared Salmons, Plant Manager; Kyle Smith, CFO; Randall Tackett, KCWSD Attorney; and Ron Johnson, Johnson Engineering. Both Mr. Jacobs and Mr. King were present by phone.

Recognizing Media: No media was present.


Approval of Minutes: Chairman Smith asked for a motion to approve the minutes from the previous meeting. Mr. Hamilton made a motion to approve the minutes, which was seconded by Mr. Jacobs and the motion carried.

New Business:


Closed Session – Personnel and Legal Issues: Chairman Smith entertained a motion to enter in to closed session. Mr. Mullins made a motion, which was seconded by Mr. Hamilton and the motion carried. The board went in to closed session at 3:14 P.M. and came out of closed session at 4:47 P.M.


Adjournment: Chairman Smith entertained a motion to adjourn. Mr. Hamilton made a motion to adjourn, which was seconded by Mr. Mullins and the motion carried. The meeting ended at 4:47 P.M.

Approval of Minutes:




Greg Mullins


Date




Dale Hamilton, Vice-Chairman


Date



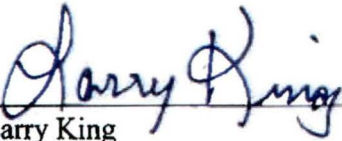
David Smith, Chairman



Date

Terry D. Jacobs

Date



Larry King



Date

**KNOTT COUNTY WATER AND SEWER DISTRICT
MINUTES OF REGULAR MEETING
Tuesday, March 20th, 2018 at 5:00 P.M.**

Call to Order: Chairman Smith called the meeting to order at 5:00 P.M.

Recognizing Audience: Chairman Smith welcomed all people who were present at the meeting, including Board members; Jared Salmons, Plant Manager; Kyle Smith, CFO; Randall Tackett, KCWSD Attorney; and Matthew Catron, Clerk. Mr. Jacobs was not present at the meeting.

Recognizing Media: Sharon Hall with the Troublesome Creek Times was present.

Approval of Minutes: Chairman Smith asked for a motion to approve the minutes from the previous meeting as well as a special called meeting. Mr. Mullins made a motion to approve the minutes, which was seconded by Mr. Hamilton and the motion carried. Chairman Smith asked that a change be made to the special called meeting due to a statement about minutes to a previous meeting being made which did not occur, and he asked that those changed be made and the minutes were approved based on the notion that the change would be made.

Public Comments:

A group of community members, Brad Thornsberry, Teanna Stevens, Tina Thornsberry, and Kendra Raleigh, from Railroad Lane and Heritage Drive in Topmost attended the meeting to address concerns about getting county water in the area. They said they thought they were supposed to receive water back when the Branch Lines project was done. Mrs. Raleigh and Mrs. Thornsberry both said they had water that you could not drink and it was difficult to do laundry for the condition of their water. Mr. King explained that the problem was with where the railroad tracks run in the area and the cost involved with running a line along the track and having to bore under the railroad tracks. Mrs. Raleigh said they were under the impression that there had been funding set aside for them to get county water. She said they were informed that they would get water, and the contractors were there and then they left and never came back. The board discussed possible ways of getting water to them from any nearby county waterlines on other properties without having to cross or run along the railroad tracks, assuming the district could obtain and access some right-of-ways to do so. Chairman Smith said they would make them aware if any new information presented itself prior to the next meeting and said they were welcome to attend the next meeting for any updates with the situation.

Capital Project Updates and Contractor Claims:

Mr. Salmons gave an update on the Letcher County interconnect. He said the design is about 80% complete and the hydraulic model for the new pump and upgrades would be completed during the month. He said the DOW plans and specs would be submitted around the middle of April. Mr. Salmons said upon approval of those it would be time to start accepting bids for the contract. Mr. Salmons also talked about Runnels Branch and Wagers Branch AML project. He

said the Runnels Branch area has been determined to be AML eligible. Mr. Salmons said AML does not currently have any funding to fund the project, but they expect some funding to be available in July. Chairman Smith said he spoke with Mr. Ellison with AML who said there would be more money in the upcoming budget this year than there was last year, but the Chairman added that there was a lot of places trying to get some of that money to fund different water projects. Mr. Salmons said he has the agreement for the Pippa Passes Waste Water Project for the board to review. He also said pending approval of the agreements, the startup for the lift stations on Highway 80 for the TEA project is scheduled for next week to begin accepting flow from Jamestown. Mr. Salmons presented a pay request for part of the design for the Letcher County interconnect. Chairman Smith asked for a motion to pay Pay Request #3 for the Letcher County-Knott County interconnect. A motion was made by Mr. King, which was seconded by Mr. Mullins and the motion carried.

Claims List

Mr. K. Smith presented the Claims List. Mr. K. Smith said the Appalachian States Analytical invoice was higher due to some filtering that had to be done for one of the tests. Mr. Mullins made a motion to approve the Claims List, which was seconded by Mr. King and the motion carried.

Financial Report

Mr. K. Smith presented the Financial Report. Mr. K. Smith said the revenue for the month was down to what it normally is along with the expenses. He pointed out the depreciation on the income statement, which had increased about \$5,000. Mr. K. Smith said he had determined that the increased occurred due to assets from the new trucks, the Branch Lines project, and the Red Fox project. Chairman Smith acknowledged that the board had reviewed and approved the Financial Report.

Manager's Report

Mr. Salmons presented the Manager's Report. Mr. Salmons said the district had another high production month, which he added the average would be up due to how high January was with leaks and wholesale customers using more water. Operation and overtime hours came down a lot. Mr. Salmons said the plant should be getting closer to not going over the 2 million gallon allowance per day. There were 6 line breaks during the month, which contributed to the 18% water loss. The service crew did 98 work orders during the month. The district gained 14 new customers, did 36 disconnects, 26 reconnects, and there were 23 adjustments.

Closed Session – Personnel and Legal Issues: Chairman Smith entertained a motion to enter in to closed session. Mr. Mullins made a motion, which was seconded by Mr. King and the motion carried. The board went in to closed session at 5:50 P.M. and came out of closed session at 6:37 P.M.

Coming out of closed session, Chairman Smith entertained a motion to approve the signing of the core agreement for the Caney Creek Sewer project. Mr. King made a motion, which was

seconded by Mr. Hamilton and the motion carried. Mr. Hamilton also made a motion to give the Chairman the authority to sign any agreements with Phoenix Development and TEA, which was seconded by Mr. King and the motion carried.

Adjournment: Chairman Smith entertained a motion to adjourn. Mr. Hamilton made a motion to adjourn, which was seconded by Mr. King and the motion carried. The meeting ended at 6:37 P.M.


Approval of Minutes:


Greg Mullins


4/17/18
Date

Dale Hamilton, Vice-Chairman

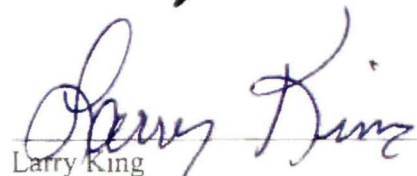
Date


David Smith, Chairman

4/17/18
Date


Terry D. Jacobs

4-17-18
Date


Larry King

4-17-18
Date

**KNOTT COUNTY WATER AND SEWER DISTRICT
MINUTES OF REGULAR MEETING
Tuesday, April 17th, 2018 at 5:00 P.M.**

Call to Order: Chairman Smith called the meeting to order at 5:00 P.M.

Recognizing Audience: Chairman Smith welcomed all people who were present at the meeting, including Board members; Jared Salmons, Plant Manager; Kyle Smith, CFO; Randall Tackett, KCWSD Attorney; Ron Johnson, Johnson Engineering; Logan Bartrum, resident from Heritage Drive; and Matthew Catron, Clerk. Mr. Hamilton was not present at the meeting due to being in the hospital.

Recognizing Media: Sharon Hall with the Troublesome Creek Times was present.

Approval of Minutes: Chairman Smith asked for a motion to approve the minutes from the previous meeting. Mr. Mullins made a motion to approve the minutes, which was seconded by Mr. Jacobs and the motion carried.

Public Comments:

Logan Bartrum, a resident of Heritage Drive in the Topmost community of Knott County, was present asking about the potential of getting water ran to his residence. He said the location was along Route 7 and there was residents near him that has county water, but he said his location was across a creek from where the main line runs. The board, along with Mr. Salmons and Mr. Johnson discussed the details of what would need to be done to get water to Heritage Drive. Mr. Johnson said a directional bore would have to be done under the creek. Mr. Salmons said KCWSD had the capabilities of boring under the highway but are not able to bore under the creek. The board asked Mr. Johnson to work up a budget for the project, and the board would come up with a total estimate on how much it would cost to potentially do the project. Chairman Smith asked that someone see if that area was studied previously by AML. If it was not studied, then Chairman Smith asked that it needed to be on the list of areas that needed to be studied.

Capital Project Updates and Contractor Claims:

Mr. Salmons gave an update on the TEA-Highway 80 sewer project. He said the District began receiving flow from Jamestown and Phoenix Development during the previous week, and everything is operating within parameters. Mr. Salmons said customers now have the ability to hook up on the county sewer. Mr. Salmons said they need to come in to the office and sign an agreement that the District is presently developing that will be similar to the water user agreement. Mr. Johnson said most people should be ready to sign up, except a few still had to hook up the electrical side of the grinder. Mr. Johnson said not all customers may sign up, but they would still be responsible for a bill whether they are hooked up or not, because that was part of the agreement. Mr. King talked about the gates at the sewer pump stations being on the wrong side. Mr. Johnson said he was aware of it and it was on the list of items to get corrected. Mr.

Salmons said the Pippa Passes PPA was signed. He said once they get an account set up, the project will get started. Mr. Salmons said no funds will be released until the account gets set up. Mr. Johnson said the model looks good for the hydraulics with the Knott-Letcher interconnect project. Mr. Johnson said hopefully the hydraulics would be done during the month and it can be submitted to the Division of Water. Mr. Johnson said there was a Pay Request to pay for some work done to the tank site and the road, and added that it would pay out what is owed to the contractor working on the tank site. Chairman Smith asked for a motion to pay Pay Request #4 for the Highway 7 interconnect project with Letcher County. Mr. Jacobs made a motion, which was seconded by Mr. King, and the motion carried.

Claims List

Mr. K. Smith presented the Claims List. Mr. K. Smith asked if he could add an expense reimbursement for Matt Hopkins in the total of \$96.35 for gas and meals for the week that he was gone to training for his operator license. Mr. K. Smith said he also added \$275.70 to replenish the petty cash funds. Mr. K. Smith said it was probably the lowest claims list he has seen. He said it was probably due to the previous month's list being really high due to purchases and how some of the bills hit. Chairman Smith asked for a motion to approve the claims list. Mr. Mullins made a motion, which was seconded by Mr. Jacobs and the motion carried.

Financial Report

Mr. K. Smith presented the Financial Report. Mr. K. Smith said it was a really low revenue month, adding that it was off by about \$25,000 from the previous year's average. Mr. Salmons said it more than likely was due to capturing a lot of leaks during prior months. Mr. K. Smith said expenses for the year for the first three months in comparison to last year are up almost \$60,000. Most of that, Mr. Smith added, was due to payroll with the addition of new employees, power bills, and operating costs. Mr. K. Smith said the cost was really high also, adding that it was a direct impact of the lower sales. Chairman Smith acknowledged that the board had reviewed and approved the financial report.

Manager's Report

Mr. Salmons presented the Manager's Report. Mr. Salmons said the water produced was down and sales were down, but he added that it was compared to two big months. Mr. Salmons said water loss was down compared to the average due to some issues that were found, and because of this, Mr. Salmons added that he thought the water loss would be lower in the future. Mr. Salmons said the overtime hours were way down due to a decrease in work orders and not having to run the plant as long as they had during previous months.

Mr. Mullins asked for the status on new fire hydrants that CI Thornburg is supposed to deliver. Mr. Salmons said everything has been ordered, they have followed up with them about it, and everything should be delivered by the following week.

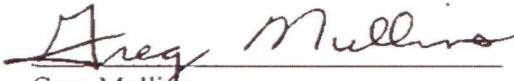
Mr. Mullins also asked about the project on Wagers Branch and if Hicks Brothers Construction were due to begin work on it. Mr. Salmons said it would start during the week, and they had all

easements in hand and all the customers are signed up. Mr. Salmons said the Hicks Brothers are finishing up a job and are going to move on to Wagers Branch once they are finished, which he said would be by the end of the week or beginning of the following week.

Closed Session – Personnel and Legal Issues: Chairman Smith entertained a motion to enter in to closed session. Mr. Mullins made a motion, which was seconded by Mr. Jacobs and the motion carried. The board went in to closed session at 6:08 P.M. and came out of closed session at 7:12 P.M.

Adjournment: Chairman Smith entertained a motion to adjourn. Mr. Jacobs made a motion to adjourn, which was seconded by Mr. Mullins and the motion carried. The meeting ended at 7:12 P.M.


Approval of Minutes:



Greg Mullins

5-15-18

Date



Dale Hamilton, Vice-Chairman

5-15-18

Date



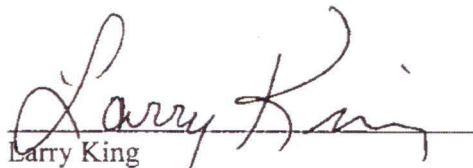
David Smith, Chairman

5/15/18

Date

Terry D. Jacobs

Date



Larry King

5-15-18

Date

**KNOTT COUNTY WATER AND SEWER DISTRICT
MINUTES OF REGULAR MEETING
Tuesday, May 15th, 2018 at 5:00 P.M.**

Call to Order: Chairman Smith called the meeting to order at 5:00 P.M.

Recognizing Audience: Chairman Smith welcomed all people who were present at the meeting, including Board members; Jared Salmons, Plant Manager; Kyle Smith, CFO; Randall Tackett, KCWSD Attorney; Shannon Ratliff, KRADD; Calvin Waddles, Magistrate; and Matthew Catron, Clerk. Mr. Jacobs was not present at the meeting.

Recognizing Media: Sharon Hall with the Troublesome Creek Times was present.

Approval of Minutes: Chairman Smith asked for a motion to approve the minutes from the previous meeting. Mr. King made a motion to approve the minutes, which was seconded by Mr. Mullins and the motion carried.

Public Comments:

Calvin Waddles, Magistrate of the District 4 area in Knott County, was present at the meeting. He asked about some areas in the Beaver area to get customers water at Heritage Drive and Bates Branch. Mr. Waddles also asked about pressure issues with Scip Branch and asked if once the interconnect project is finished if it would help others areas with their pressure. Mr. Salmons said he has been working with them to make sure that once the project is done it will help stabilize things while also helping overall with the pressure in that area. Mr. Waddles talked about an area called Lion Branch, which is in Roaring Branch, where there are two residents that were wanting to get water. He also mentioned Ethel Drive to service two customers, and extending Bill Dee Branch to an extra residence. Mr. Waddles said Judge Weinberg wanted him to ask about the status of Runnels Branch and Dead Man's Branch. Chairman Smith said Runnels Branch and Dead Man's Branch both had been submitted and are on the same project. Mr. Waddles also asked about putting in fire hydrants in other areas of the county to help citizens with their insurance rates. Mr. Mullins said he had two other recommendations for places from fire chiefs, but he was waiting to see how the installation in Thornsby Branch goes. Mr. Waddles also asked about Crimson Road that is in Hindman. Chairman Smith said they are working on a list of all unserved areas, which includes areas in the Hindman system, to try to get water to all areas of the county.

Capital Project Updates and Contractor Claims:

Mr. Salmons said the Highway 7 interconnect project is progressing forward. He said they are in design of the pump station upgrades, which covers other pump stations in other areas of the water system that assist with getting water to that area. Mr. Salmons said funds for the Pippa Passes sewer rehabilitation project is available to be withdrawn. Mr. Salmons said they are working on the areas that are most critical for the rehab by using a past SSES study that was

done. Mr. Salmons said all of the flow had been received from the Troublesome Creek project. Chairman Smith commented that the project was been closed out last week. Mr. Salmons said he had received an email stating that the warranty period had started and there was a one year warranty on it.

Claims List

Mr. K. Smith presented the Claims List. Mr. K. Smith said that the Claims List was double from the previous month, due to the previous month being so low. Mr. K. Smith said a large amount of it was having the master meters tested and one having to be replaced. He said one of the quarterly water withdrawals also fell during that time, and the annual service for the chlorine system through Living Waters was done. Mr. K. Smith said he had the final TEA invoice that has to be reimbursed for expenses related to the Ball Creek sewer plant. Mr. King made a motion to pay the bills, which was seconded by Mr. Mullins and the motion carried.

Financial Report

Mr. K. Smith presented the Financial Report. Mr. K. Smith said it was an average month as far as with revenue and expenses, typical with most months. Chairman Smith acknowledged that the board had reviewed and Financial Report.

Manager's Report

Mr. Salmons presented the Manager's Report. Mr. Salmons said the water produced was up due to correcting some issues with the metering and capturing a few extra days with the billing cycle. Mr. Salmons said the water loss looked good in comparison to the amount of water that was sold, adding that in comparison to the previous year the district is selling a lot more water. Mr. Salmons said there were 9 adjustments, comprised of leaks and bill estimations. Chairman Smith asked that a new column be added to the report to include repeat line breaks. Mr. Salmons said the district has had some training with the software to monitor leaks, but he added that they are working on gathering data and laying the system out which will give a digital database for leaks and repeat leaks. Mr. Salmons said the overtime hours should go down, stating that it was mostly due to some staff being gone to training and having other plant operators come in to cover different shifts.

Mr. Mullins asked about fire hydrants on Thornsbury Branch. Mr. Salmons said those had come in, but due to a few line breaks they have not been able to get them installed. Mr. Salmons said they intend to get it installed this week.

Closed Session – Personnel and Legal Issues: Chairman Smith entertained a motion to enter in to closed session. Mr. Mullins made a motion, which was seconded by Mr. King and the motion carried. The board went in to closed session at 5:39 P.M. and came out of closed session at 6:37 P.M.

Coming out of closed session, Mr. Mullins made a motion to adjust the policy to allow installment payment plans on new hookups. Mr. King seconded the motion and the motion carried.

Adjournment: Chairman Smith entertained a motion to adjourn. Mr. Hamilton made a motion to adjourn, which was seconded by Mr. Mullins and the motion carried. The meeting ended at 6:37 P.M.

Approval of Minutes:

Greg Mullins

Date

Dale Hamilton, Vice-Chairman

Date

David Smith, Chairman

Date

Terry D. Jacobs

Date

Larry King

Date

**KNOTT COUNTY WATER AND SEWER DISTRICT
MINUTES OF REGULAR MEETING
Tuesday, June 12th, 2018 at 4:00 P.M.**

Call to Order: Chairman Smith called the meeting to order at 4:00 P.M.

Recognizing Audience: Chairman Smith welcomed all people who were present at the meeting, including Board members; Jared Salmons, Plant Manager; Kyle Smith, CFO; Randy and Leslie Harness, community members from Longhorn Branch; Teresa Cornett, community member from Beechnut Road on Big Branch.

Recognizing Media: Sharon Hall with the Troublesome Creek Times was present.

Approval of Minutes: Chairman Smith asked for a motion to approve the minutes from the previous meeting. Mr. King made a motion to approve the minutes, which was seconded by Mr. Mullins and the motion carried.

Public Comments:

Randy and Leslie Harness were present to talk about the possibility of getting access to county water at their home in Longhorn Branch, just off of Highway 721. Mr. Harness presented the board with a jar full of discolored water that came out of their well. Mrs. Harness said the filters in her well are supposed to be changed every three months and she can change them once or twice a week. Mr. Harness said they purchased the home five years ago. He said the house is the last house in the hollow and they are the last of six houses on Longhorn Branch. Mrs. Harness said Ernie Ellison had talked with them and said that the studies had already been done to determine if the area was eligible for funding. Mr. Harness said he did not want to lose his home, but his water problem is so bad that it is becoming a place they can no longer live. Chairman Smith said he thought their area was submitted on a project that they are still awaiting approval from AML. Mr. Salmons asked if they have considered hooking up a temporary holding tank to hold water, but he said they would have to find a way to get the water to their home to the tank. Mrs. Harness asked if they got a storage tank how they would get water for it. Mr. Mullins said they could work something out with a nearby fire department to bring them the water. Mr. Salmons said the district could work out a wholesale price with them. Mr. Mullins said if they got a storage tank to let him for Mr. King know and they would coordinate something with the fire department. Mr. and Mrs. Harness thanked the board for their time and consideration.

Teresa Cornett from Beechnut Road was also present at the meeting. She said when the water was ran in the area, they allowed through a right-of-way for blacktop to be dug up for the waterline to be ran and in return they would get a fire hydrant and a water meter. She said it was a long time ago, but she had put off coming and saying anything about it. She said they did not sign anything but had a verbal agreement for the fire hydrant, but said there was supposed to be

funds at the time set aside for them to get the water meter. Mr. Salmons asked for her phone information and said he would work out a time to visit the property and see what could be done.

Greg Mullins stepped away from the board for a moment to address the board about a situation that occurred when he hooked up on water. Mr. Mullins said when he was hooked up on water he had to run his own waterline 650 feet from the meter to his home. Mr. Mullins said 500 feet of that was ran along a county road. Mr. Mullins asked if his meter could be moved from where it is to at least the end of the county roadway. Mr. Mullins said he has occasional pressure problems that he felt was attributed to the distance that the water is having to travel from the meter to his home. Mr. Salmons said they have done other relocations of barrels and did not see a problem with it. Mr. Salmons said he would look at everything to make sure there would not be any problems with moving it.

Capital Project Updates and Contractor Claims:

Mr. Salmons gave an update that he spoke with Ron Johnson about the Rte. 7 interconnect project. He said he has the hydraulic model put together and he wanted to review the flows they are anticipating with him. Mr. Salmons said he also spoke to Mr. Johnson about the Pippa Passes project and they thought they would get underway in the near future with that project.

Claims List

Mr. K. Smith presented the Claims List. Mr. K. Smith said there are a lot of invoices for K & S Truck Repair due to them getting behind in sending the invoices. Mr. K. Smith said there were two towing invoices, one to tow a wrecked water district truck and another to tow a truck that had broken down. Mr. K. Smith said one of those would be reimbursed. Mr. King made a motion to approve the Claims List, which was seconded by Mr. Jacobs and the motion carried.

Financial Report

Mr. K. Smith presented the Financial Report. Mr. K. Smith said he spoke with the auditors and they had received the state retirement information they had been waiting on for pension liability so they could finish the audit. Mr. K. Smith said they are planning on being at the July board meeting to present their report. Mr. K. Smith said it was a good revenue month. He had looked at the previous three years and the district averaged about \$30,000 less than what was received during May of this year. Chairman Smith acknowledged that the board had reviewed and approved the Financial Report.

Manager's Report

Mr. Salmons presented the Manager's Report. Mr. Salmons said the district was below average with water produced, but was in line with the amount of water that was sold. He said the plant hours have ran lower during the month and overtime hours have went down.

Other New Business:

Mr. Mullins said he had three bad fire hydrants reported by the Ball Creek fire department, one in front of the Mennonite school, one on Rock Fork, and he said that he has still heard that the fire hydrant in front of the Ball Creek fire department is not working even though it had previously been worked on. Mr. Mullins said there was also a fire hydrant on Kite and one at Alice Lloyd College that they were having problems with.


Closed Session – Personnel and Legal Issues: Chairman Smith entertained a motion to enter in to closed session. Mr. Mullins made a motion, which was seconded by Mr. Jacobs and the motion carried. The board went in to closed session at 6:02 P.M. and came out of closed session at 6:13 P.M.

Adjournment: Chairman Smith entertained a motion to adjourn. Mr. Mullins made a motion to adjourn, which was seconded by Mr. Jacobs and the motion carried. The meeting ended at 6:13 P.M.

Approval of Minutes:


Greg Mullins

7-17-18
Date


Dale Hamilton, Vice-Chairman


7-17-18
Date


David Smith, Chairman

7/17/18
Date

Terry D. Jacobs

Date


Larry King

7-17-18
Date

**KNOTT COUNTY WATER AND SEWER DISTRICT
MINUTES OF REGULAR MEETING
Tuesday, July 17th, 2018 at 5:00 P.M.**

Call to Order: Chairman Smith called the meeting to order at 5:00 P.M.

Recognizing Audience: Chairman Smith welcomed all people who were present at the meeting, including Board members; Jared Salmons, Plant Manager; Kyle Smith, CFO; Matthew Catron, Clerk; Teresa Cornett, a resident of Beechnut Road; and Brett Hays, RFH CPA's. Mr. Jacobs was not present at the meeting.

Recognizing Media: Sharon Hall with the Troublesome Creek Times was present.

Approval of Minutes: Chairman Smith asked for a motion to approve the minutes from the previous meeting. Mr. Hamilton made a motion to approve the minutes, which was seconded by Mr. King and the motion carried.

Public Comments:

Teresa Cornett, a resident of Beechnut Road on Big Branch Road, came to the meeting for an update on when someone would be out to look at her property for a water tap and to install a fire hydrant. Mr. Salmons said he wanted to go back and talk with the engineer about it, and talk with the board about prioritizing all of the fire hydrants that need to be installed around the county. Mr. Salmons said he would try to be out to take a look at it the following day. Mrs. Cornett thanked everyone for their help.

2017 Auditor's Report:

Brett Hays with RFH CPA's was present to provide the auditor's report for the Knott Co. Water & Sewer District 2017 audit. Mr. Hays presented a draft of the report to the board. Mr. Hays said the district received a clean opinion with financial statements, which is as good opinion that you can receive. He said the district was able to pay its current liabilities with its current assets. Mr. Hays said the income had increased a little bit and operating expenses were up. He said the district's grant income was down in comparison to the previous year. Mr. Hays said there were a few pages about the district's retirement and how the state's retirement plan is underfunded. The last part of the report talked about the internal control and financial reporting. He said there was one finding, which was the same finding they had during the previous year. Mr. Hays stated the finding did not have anything to do with the day-to-day financial management of the district, but was due to under professional standards the district is required to be able to draft its own financial statements including footnotes. Mr. Hays said 95% of their clients are unable to do the footnotes. He said it is a common finding that they see at all but a couple of their clients. Mr. Hays added that overall the district had a good year. Chairman Smith entertained a motion to accept the formal draft of the 2017 auditor's report. Mr. Mullins made a motion, which was seconded by Mr. King and the motion carried.

Capital Project Updates and Contractor Claims:

Mr. Salmons gave an update on the capital project updates. Mr. Salmons said he spoke with Ron Johnson who said early August is when they are looking at starting the I & I rehabilitation project in Caney. He said the majority of the rehab work has already been done on Alice Lloyd's campus and he said what was left to be done could be done after school hours. Mr. Salmons said he met earlier in the day with RM Johnson's inspector for the pump station site for the Route 7 interconnect project. Mr. Salmons said he thought it was going to work well for the district, it will help with some hydraulic situations and help fix some areas having pressure problems. Mr. Salmons said there were no pay requests to present at this time.

Claims List

Mr. K. Smith presented the claims list. Mr. K. Smith said a few of the bigger claims were for KACo, one for workers comp and one for insurance coverage on vehicles and buildings. He also mentioned that the district was in the process of changing testing companies for samples, and noted that the Mineral Labs listed on the claims was the new testing company that the district was using. Mr. K. Smith said an annual payment of \$4,000 had to be paid to the Public Service Commission this month. Mr. K. Smith said some electrical work had to be done at the sewer plant, which was also noted on the claims list. He also talked about the Xerox copier that was listed on the claims list, which was a cost saving method rather than to continue to pay almost \$500 per month to lease a copier from another company. Chairman Smith entertained a motion to approve the claims list. Mr. Mullins made a motion, which was seconded by Mr. King and the motion carried.

Financial Report

Mr. K. Smith presented the Financial Report. Mr. K. Smith said the district had the first month of the year in the red due to the KACo invoices that were due to be paid. Mr. K. Smith said revenue for the month was close to the average for the year. Chairman Smith acknowledged that the board had reviewed and accepted the Financial Report.

Manager's Report

Mr. Salmons presented the Manager's Report. Mr. Salmons said the water produced was around the annual average, the purchased water was lower due to some oddities that did not reflect, and the sales have been running good. Mr. Salmons said the annual average for water loss is under 10%. Mr. Salmons said there were some line breaks in one area, but they could not locate a link that caused them to happen. Mr. Salmons said the work orders for the month were average in comparison to previous months. Mr. Salmons said water sold and water loss both look better in comparison to this time last year.

Other New Business:

Mr. Mullins said he had three bad fire hydrants reported by the Ball Creek fire department, one in front of the Mennonite school, one on Rock Fork, and he said that he has still heard that the fire hydrant in front of the Ball Creek fire department is not working even though it had


previously been worked on. Mr. Mullins said there was also a fire hydrant on Kite and one at Alice Lloyd College that they were having problems with.

Closed Session – Personnel and Legal Issues: Chairman Smith entertained a motion to enter in to closed session. Mr. Hamilton made a motion, which was seconded by Mr. King and the motion carried. The board went in to closed session at 5:32 P.M. and came out of closed session at 6:31 P.M.

Coming out of closed session, Mr. Mullins made a motion to pay the commissioners for the Red Fox tank condemnation. Mr. King seconded the motion, and the motion carried.

Adjournment: Chairman Smith entertained a motion to adjourn. Mr. Hamilton made a motion to adjourn, which was seconded by Mr. King and the motion carried. The meeting ended at 6:32 P.M.


Approval of Minutes:



Greg Mullins


8-21-18

Date



Dale Hamilton, Vice-Chairman


Date



David Smith, Chairman

8/21/18


Date



Terry D. Jacobs

8-21-18

Date



Larry King

8-21-18

Date

**KNOTT COUNTY WATER AND SEWER DISTRICT
MINUTES OF REGULAR MEETING
Tuesday, August 21st, 2018 at 5:00 P.M.**

Call to Order: Chairman Smith called the meeting to order at 5:00 P.M.

Recognizing Audience: Chairman Smith welcomed all people who were present at the meeting, including Board members; Shannon Ratliff, KRADD; Jared Salmons, Plant Manager; Kyle Smith, CFO; Ron Johnson, Johnson Engineering; and Matthew Catron, Clerk.

Recognizing Media: Sharon Hall with the Troublesome Creek Times was present.

Approval of Minutes: Chairman Smith asked for a motion to approve the minutes from the previous meeting. Mr. Mullins made a motion to approve the minutes, which was seconded by Mr. King and the motion carried.

Public Comments:
None.

Capital Project Updates and Contractor Claims:

Mr. Johnson gave an update on the Route 7 Letcher Co. interconnect project. He said the plans and specs were submitted in June. Mr. Johnson said he did not think AML had cleared the environmental studies on the project yet. He said once they get approval from the Division of Water they should be able to go to bid soon after. Mr. Salmons said he met with the owner of the pump station property and said he would probably need to meet again with the engineer to discuss things. Mr. Johnson said they would also be upgrading two pumps in the area as well. Mr. Johnson also talked about the Pippa Passes I & I project. He said they are finishing up plans and specs this week, which will then go to the Corps for approval. Mr. Johnson hoped the project would be able to go to bid within the next 30 days. Chairman Smith entertained a motion to approve Pay Request #5 for the Knott-Letcher interconnect project for a total amount of \$7,078.00. Mr. Jacobs made a motion, which was seconded by Mr. King and the motion carried.

Claims List

Mr. K. Smith presented the claims list. Mr. K. Smith said there was a substantial claims list this month. Mr. K. Smith said some extra samples had to be done during the month, there were some issues with pumps within the plant that needed to be repaired, and it fell to where more chemicals had to be ordered during the month. Mr. K. Smith also said the quarterly withdrawal payments to the state and a quarterly payment to Micro-Comm had to be paid this month. Chairman Smith entertained a motion to approve the claims list. Mr. Jacobs made a motion, which was seconded by Mr. Hamilton and the motion carried.

Financial Report

Mr. K. Smith presented the Financial Report. Mr. K. Smith said the district had a good month for July almost the exact amount of what was loss during the month of June. Mr. K. Smith said the cost of our water for the month of July is cheapest it has been for the year. Mr. K. Smith said he had binder copies of the audit to hand out to the board members. Chairman Smith acknowledged that the board had reviewed and accepted the financial report.

Manager's Report

Mr. Salmons presented the Manager's Report. Mr. Salmons said the district was above average on water produced for the month, and the residential sales were above average as well. Mr. Salmons said plant hours were about average, overtime hours were down, line breaks were normal with a couple of smaller lines being repaired during the month. Mr. Salmons said there were more adjustments this month due to billing with the sewer having to be separated so it can be tracked by the CFO, which required taking the sewer amount from one service type and being moved over to the Ball Creek sewer service. Mr. Salmons said the water loss was down and the overall average for the year is looking really good.

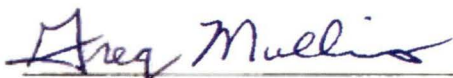
Other New Business:

None.

Closed Session – Personnel and Legal Issues: Chairman Smith entertained a motion to enter in to closed session. Mr. Hamilton made a motion, which was seconded by Mr. Jacobs and the motion carried. The board went in to closed session at 5:27 P.M. and came out of closed session at 7:03 P.M.

Adjournment: Chairman Smith entertained a motion to adjourn. Mr. Mullins made a motion to adjourn, which was seconded by Mr. King and the motion carried. The meeting ended at 7:03 P.M.

Approval of Minutes:




Greg Mullins




Date




Dale Hamilton, Vice-Chairman




Date



David Smith, Chairman

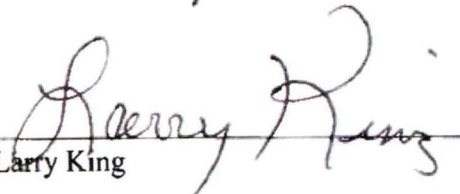


Date




Terry D. Jacobs

Date



Larry King



Date

**KNOTT COUNTY WATER AND SEWER DISTRICT
MINUTES OF REGULAR MEETING
Tuesday, September 18th, 2018 at 5:00 P.M.**

Call to Order: Chairman Smith called the meeting to order at 5:00 P.M.

Recognizing Audience: Chairman Smith welcomed all people who were present at the meeting, including Board members; Shannon Ratliff, KRADD; Jared Salmons, Plant Manager; Kyle Smith, CFO; Ernie Ellison, Division of Abandoned Mine Lands; Calvin Waddles, Magistrate; and Matthew Catron, Clerk.

Recognizing Media: Sharon Hall with the Troublesome Creek Times was present.

Approval of Minutes: Chairman Smith asked for a motion to approve the minutes from the previous meeting. Mr. Jacobs made a motion to approve the minutes, which was seconded by Mr. Mullins and the motion carried.

Public Comments:
None.

Capital Project Updates and Contractor Claims:

Ernie Ellison with the Division of Abandoned Mine Lands was present to present the MOA for \$850,000 to the Knott County Water & Sewer District for the Runnells Branch Water Supply Project, which will supply potable water for 58 residents. Mr. Ellison said the project would need to be completed by June 30th, but he said he felt it would be completed before that, especially if there was a good contractor. He said they are waiting on the Authorization to Proceed (ATP), which had been submitted last month and should be received at any time. Chairman Smith spoke on behalf of the water district and said they are grateful for the award and look forward to serving the customers in Runnells Branch.

Mr. Ellison also asked about the Highway 7 interconnect and asked how far the district was from bidding the project. Mr. Salmons said the design has already been submitted to the Division of Water, and they have had some correspondences back and forth. Mr. Salmons said he spoke with Ron Johnson with Johnson Engineering who thought the project would get started this year. Mr. Salmons said the tank site has been billed out. He said there was some additional information that Ron Johnson had to give to the Division of Water. Mr. Salmons thought it could get started by around November, adding that the critical timeline would be getting the pump built and ordered.

Mr. Salmons added that the DOT is doing some roadwork at Rock Lick Branch. Mr. Salmons said we do not have any customers in that area, but the district has a water line in the area that

they are going to reroute with some HTP line and redo the connection. Mr. Salmons said there is a contract that he has to be signed.

Mr. Salmons also talked about the Pippa Passes Sewer Rehabilitation Project. Mr. Salmons said they are still waiting on the environmental assessment. He said no construction work can be done until the environmental assessment is completed. Mr. Salmons said most of the work around Alice Lloyd College had already been done, and in the event something had to be done on campus it would be schedule around the time of classes. Chairman Smith asked for a motion to approve payment to RM Johnson for the Pippa Passes Sewer Rehabilitation Project Phase II. Mr. King made a motion, which was seconded by Mr. Jacobs and the motion carried. Chairman Smith also asked for a motion to approve signing the document to approve the relocation of a KCWSD water line by the Department of Transportation (Knott County 00BRZ1203407). Mr. King made a motion, which was seconded by Mr. Jacobs and the motion carried.

Claims List

Mr. K. Smith presented the claims list. Mr. K. Smith pointed out an item involving the two copiers the district leased that was trying to be sent back. Mr. K. Smith said to ship the copiers back was going to cost \$1,000 and the district could own them for \$1,740, so Mr. K. Smith said there was a need for them at one of the sewer plants and having one for the plant operators to use. Chairman Smith asked for a motion to approve the Claims List. Mr. Jacobs made the motion, which was seconded by Mr. Hamilton and the motion carried.

Financial Report

Mr. K. Smith presented the Financial Report. Mr. K. Smith said August was the highest expense month for the year based on operating expenses. Mr. K. Smith said it was a combination of a repair on the pumps, an additional week of payroll, and an increase in chemicals purchased. He said the quarterly withdrawal payment to the state also had to be made during the month as well. Chairman Smith acknowledged that the board reviewed and accepted the financial report.

Manager's Report

Mr. Salmons presented the Manager's Report. Mr. Salmons said the district was down in water that was produced. The water loss is really low. Mr. Salmons said the meter was calibrated and those numbers will reflect differently in the next month, but he felt the numbers would remain around the same as the yearly average. Mr. Salmons said there were five line breaks and an increase in work orders. Mr. Salmons said there was an increase with usage from wholesale customer and he anticipated that this would be the biggest wholesale year in comparison to previous years. Mr. Salmons said they are producing more water, selling more water, and they are losing less water.

Other New Business:

Magistrate Calvin Waddles was present to ask about the status on some of the unserved areas around Route 7 and a project on Squire Lane. Mr. Salmons said there was an issue getting enough pipe in to get the type of pipe they wanted to prevent leaks. Mr. Salmons said they were late getting some of the supplies and with meter reading it would be the next week until he could get with the service crew and find a time to start working on it. Chairman Smith said they are working on addressing as many unserved areas as they can by going out and meeting with people to see who would be willing to hook up on the water. Mr. Waddles also asked about adding fire hydrants. Chairman Smith said they are taking work orders through the judge's office to suggest where the need for fire hydrants are. Mr. Salmons confirmed that two fire hydrants had been installed with three more left to be installed. Mr. Salmons said he hoped to have the hydrant in Mullins Branch installed before the next meeting. Mr. Waddles asked if a group of a community, five or six houses, went together to pay for a fire hydrant if the water district would have any problem doing the labor to install it. Mr. Salmons said he did not have a problem with that.

Shannon Ratliff with KRADD spoke about a water operator training at the KRADD office in Hazard from 8:00 AM to 4:00 PM. She said it would count as six credit hours, and it was also for magistrates, judges, mayors, and operators.

Closed Session – Personnel and Legal Issues: Chairman Smith entertained a motion to enter in to closed session. Mr. Mullins made a motion, which was seconded by Mr. Jacobs and the motion carried. The board went in to closed session at 5:35 P.M. and came out of closed session at 7:00 P.M.

After coming out of closed session, Mr. Jacobs made a motion to approve the borrowing of \$150,000 contingent on the receipt of \$150,000 in matching funds from the Knott County Fiscal Court for a total of \$300,000 in operating funds to supply county residents with KCWSD water lines. Mr. Hamilton seconded the motion, and the motion carried. Mr. Jacobs also made a motion to assume ownership of phase III of the TEA sewer line and drone port at Ball Creek upon completion by TEA of the sewer line and contingent upon acquiring funding and acceptable contractual terms. The motion was seconded by Mr. Hamilton, and the motion carried.

Adjournment: Chairman Smith entertained a motion to adjourn. Mr. Hamilton made a motion to adjourn, which was seconded by Mr. Jacobs and the motion carried. The meeting ended at 7:02 P.M.

Approval of Minutes:



Greg Mullins

10-16-2018

Date



Dale Hamilton, Vice-Chairman

10-16-2018

Date




David Smith, Chairman

10/16/18

Date

Terry D. Jacobs

Date



Larry King

10-16-18

Date

**KNOTT COUNTY WATER AND SEWER DISTRICT
MINUTES OF REGULAR MEETING
Tuesday, October 16th, 2018 at 5:00 P.M.**

Call to Order: Chairman Smith called the meeting to order at 5:00 P.M.

Recognizing Audience: Chairman Smith welcomed all people who were present at the meeting, including Board members; Shannon Ratliff, KRADD; Jared Salmons, Plant Manager; and Kyle Smith, CFO. Mr. Jacobs was not present at the meeting.

Recognizing Media: Sharon Hall with the Troublesome Creek Times was present.

Approval of Minutes: Chairman Smith asked for a motion to approve the minutes from the previous meeting. Mr. Hamilton made a motion to approve the minutes, which was seconded by Mr. Mullins and the motion carried.

Public Comments:
None.

Capital Project Updates and Contractor Claims:

Mr. Salmons said Mr. Tackett has been researching and doing the deed work for the tank site with the Route 7-Letcher County interconnect. Mr. Salmons also said that as soon as the environmental review is done they will be ready to move on with the I & I project in Pippa Passes.

Claims List

Mr. K. Smith presented the claims list. Mr. K. Smith said the invoice for the audit is on the list for \$16,000. Mr. K. Smith also said there was an annual software support invoice for United Systems. He said the district will be using a new mapping company, but due to the timing with the contracts it will not cause a change in pay from the previous mapping company the district had used. Mr. Mullins made a motion to approve the claims list, which was seconded by Mr. Hamilton and the motion carried.

Financial Report

Mr. K. Smith presented the Financial Report. Mr. K. Smith said the revenue was down from average and expenses were about the same. Mr. K. Smith said at this time of the year in comparison to the previous year our overall revenue is up 8% and the expenses are up 14%, which results in the net income being down by 31%. Mr. K. Smith said he looked at the budget and in most employee related fields of the budget look good. He said the retirement is down by 20%, which he thought was attributed to hiring part-time employees. He said the electricity is 7% over what they budgeted for the year. Mr. K. Smith said the operating supplies is 67% over

and he anticipates having to adjust before the end of the year. Chairman Smith acknowledged that the board reviewed and accepted the financial report.

Manager's Report

Mr. Salmons presented the Manager's Report. Mr. Salmons said the district is about average on the water produced and water sold, which is still significantly higher than last year at this time. He said the water loss is up for the month, but the annual average is still staying right around 8%. He said operational hours were lower and overtime hours were down. Mr. Salmons said there were a few line breaks during the month, which contributed to the higher water loss number. Mr. Salmons said wholesale numbers are average at this time, but will trend higher as it gets in to the winter months.

Other New Business:

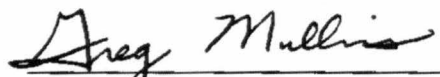
None.

Closed Session – Personnel and Legal Issues: Chairman Smith entertained a motion to enter in to closed session. Mr. Mullins made a motion, which was seconded by Mr. Jacobs and the motion carried. The board went in to closed session at 5:12 P.M. and came out of closed session at 7:17 P.M.

After coming out of closed session, Mr. Mullins made a motion to send out wholesale contract water purchase agreements for the purpose of rate change restructuring. Mr. King seconded the motion and the motion carried.

Adjournment: Chairman Smith entertained a motion to adjourn. Mr. Hamilton made a motion to adjourn, which was seconded by Mr. Mullins and the motion carried. The meeting ended at 7:18 P.M.


Approval of Minutes:



Greg Mullins

11-15-18

Date




Dale Hamilton, Vice-Chairman

Nov 15, 2018

Date



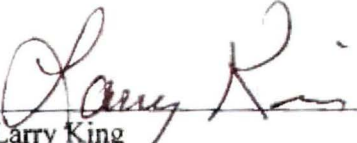
David Smith, Chairman



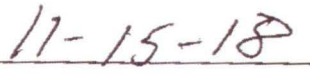
Date

Terry D. Jacobs

Date



Larry King



Date

**KNOTT COUNTY WATER AND SEWER DISTRICT
MINUTES OF REGULAR MEETING
Thursday, November 15th, 2018 at 5:00 P.M.**

Call to Order: Chairman Smith called the meeting to order at 5:00 P.M.

Recognizing Audience: Chairman Smith welcomed all people who were present at the meeting, including Board members; Josh Duvall, Vanguard Mapping Solutions; Jared Salmons, Plant Manager; Kyle Smith, CFO; Matthew Catron, clerk; and Randle Tackett, KCWSD attorney. Mr. Jacobs was not present at the meeting.

Recognizing Media: Sharon and Tommy Hall with the Troublesome Creek Times was present.

Approval of Minutes: Chairman Smith asked for a motion to approve the minutes from the previous meeting. Mr. Hamilton made a motion to approve the minutes, which was seconded by Mr. King and the motion carried.

Public Comments:

Josh Duvall with Vanguard Mapping Solutions gave a presentation on his mapping program and how it could benefit the district. Using a laptop computer, Mr. Duvall showed the board visually what his program looks like and gave a walkthrough of the basics of working the program. Mr. Duvall said the program would help the district better manage its assets by keeping track of all valves, pump stations, meters, master meters, water and sewer lines, and all other assets to the district. He said this is not a one-size-fits-all program, but they meet with each utility to build a program that meets their demand. Mr. Duvall said the program can also track what field personnel are doing, letting you know when something is being done and whether or not the employee is at the particular work site they are designated to be at. Mr. Salmons gave some insight, stating that each field worker can pull the forms up on their phones to do while they are at each site, adding that it will actually show whether the field worker is at the site. Mr. Duvall said he would be contacted when the district needs a report and it would cut down on the total paperwork that Mr. Salmons has to go through. Mr. Salmons said it will help greatly with helping field workers find where meters are, especially in an instance when it may be a new employee who is not familiar with a particular area. Mr. Duvall said his company provides essentially a full time employee to the district at a fraction of the cost.

Capital Project Updates and Contractor Claims:

Mr. Salmons talked about the Pippa Passes sewer rehab project, which he said the Corps of Engineers is still doing the environmental assessment. Mr. Salmons said the Corps is funding most of the project, and the district is at their mercy until they are ready to proceed. Chairman Smith asked when it is anticipated to start. Mr. Salmons said Mr. Johnson is ready to go when he gets the approval and it will go to bid that day. Mr. Salmons said he hoped to be ready to move forward by the date of the next board meeting.

Mr. Salmons also gave an update on the Letcher County-Knott County interconnect project. Mr. Salmons said the project is coming along and they have verbal approval from the Division of Water, but have not received a written copy yet. Mr. Salmons said that project should be moving along pretty soon as well.

Mr. Salmons also talked about the State Highway Department repairing a bridge at Rock Lick Branch off of Route 7, which would result in a KCWSD water line needing to be relocated. Mr. Salmons said the state would be paying to relocate the water line.

Mr. Salmons said he had an invoice for Runnels Branch for the mapping that was done for the project and for some of the design phase. Chairman Smith entertained a motion to approve pay request #1 for the Runnels Branch project. Mr. King made a motion, which was seconded by Mr. Mullins and the motion approved. Chairman Smith also entertained a motion to approve paying pay request for the Rock Lick requisition #1. Mr. Mullins made a motion, which was seconded by Mr. King and the motion carried.

Claims List

Mr. K. Smith presented the claims list. Mr. K. Smith went over some of the larger items on the list. He said there was an invoice for Aulich for an entire tote of a chemical, which was more than what was ordered but they kept it because it would end up being used eventually. Mr. K. Smith talked about the Goss-Sanford invoice being for their part in assisting with the PSC deviation. Mr. K. Smith said there were several invoices for K & S Truck Repair. He said they have been keeping their invoices and sending numerous invoices for different months all at once. Mr. K. Smith said they had talked with them before about getting the invoices to the district on a monthly basis. Mr. K. Smith said there was the payment to the Corps of Engineers they talked about last month, but it hit the Claims List this month. Chairman Smith entertained a motion to approve the Claims List. Mr. Mullins made a motion, which was seconded by Mr. Hamilton and the motion carried.

Financial Report

Mr. K. Smith presented the Financial Report. Mr. K. Smith said the good news is the revenue for the month in comparison to last year is up, but the expenses are up about \$18,000 per month from what they were at this time last year. Chairman Smith acknowledged that the board had reviewed and accepted the Financial Report.

Manager's Report

Mr. Salmons presented the Manager's Report. Mr. Salmons said the water produced and sold is significantly higher than it was at this time last year. Mr. Salmons said the water loss is up a little bit, but the annual average is 8.1% which he said was really good. He said everything was a little high with work orders and adjustments. Overtime hours were down for the month in comparison to the annual average, and wholesale customers were running close to average for the month.

Other New Business:

None.

Closed Session – Personnel and Legal Issues: Chairman Smith entertained a motion to enter in to closed session. Mr. Mullins made a motion, which was seconded by Mr. King and the motion carried. The board went in to closed session at 5:41 P.M. and came out of closed session at 7:16 P.M.

After coming out of closed session, Mr. King made a motion to approve the bids for the Rock Lick project, to accept the lowest bid, and to send notification to the state that they have awarded the project to the lowest bidder. Mr. Mullins seconded the motion, and the motion carried.

Adjournment: Chairman Smith entertained a motion to adjourn. Mr. Hamilton made a motion to adjourn, which was seconded by Mr. Mullins and the motion carried. The meeting ended at 7:17 P.M.

Approval of Minutes:


Greg Mullins


12-18-18
Date


Dale Hamilton, Vice-Chairman


Dec 18, 2018
Date


David Smith, Chairman

12/18/18
Date


Terry D. Jacobs

12-18-18
Date


Larry King

12-18-18
Date

**KNOTT COUNTY WATER AND SEWER DISTRICT
MINUTES OF REGULAR MEETING
Thursday, December 18th, 2018 at 5:00 P.M.**

Call to Order: Chairman Smith called the meeting to order at 5:00 P.M.

Recognizing Audience: Chairman Smith welcomed all people who were present at the meeting, including Board members; Jeff Dobson, Knott Co. Judge Executive elect; Jared Salmons, Plant Manager; Kyle Smith, CFO; Shannon Ratliff, KRADD; Columbus and Faye Humble, residents of Bill Dee Branch; Matthew Catron, clerk; and Randle Tackett, KCWSD attorney.

Recognizing Media: Sharon Hall with the Troublesome Creek Times was present.

Approval of Minutes: Chairman Smith asked for a motion to approve the minutes from the previous meeting. Mr. Mullins made a motion to approve the minutes, which was seconded by Mr. King and the motion carried.

Public Comments:

Columbus and Faye Humble, residents of Bill Dee Branch, were present at the meeting to talk about getting the main line in their area extended up to their residence. Mr. Humble said he lived about seven or eight-tenths of a mile from where the line ends. They said they have very dirty, rusty well water. Mrs. Humble stated that they paid \$1,250 to have a new well drilled, but she said the next day after it was drilled they hooked it into the house and the water was not fit to drink. Mr. Humble commented about what a waste of money it was having the well drilled for the quality of the water. Mrs. Humble said she spoke with the contractor when they were in the area and they said they did not have orders to run the water line any further than they were running it. Chairman Smith said they will have someone look at it and see if it could be added to the project to extend water lines in the county.

Capital Project Updates and Contractor Claims:

Mr. Salmons said he was notified by the engineer that they are going to advertise for bids on the following Friday for the Route 7 interconnect project. Mr. Salmons said they have everything worked out as far as property goes with the project. He also talked about the Pippa Passes sewer rehabilitation project, and said Ron Johnson has been in contact with the Corps of Engineers about some environmental issues and he thought they had all of those worked out. Mr. Salmons said he they should be able to start on it after the first of the year, but he said they are at the mercy of the Corps of Engineers since they are providing the match money. Chairman Smith asked about the Rock Lick project. Mr. Salmons said the equipment is moved in and the lines are marked. He said all the contracts are signed and everything is moving along with it. Mr. Mullins asked about the Runnels Branch project. Mr. Salmons said they working on the design and the mapping with the Runnels Branch project. He said once the approval is received from the Division of Water, it will be ready to go to bid. Chairman Smith asked about the line

extension project that was funded by the county. Mr. Salmons said Stellas Lane has been completed. He said today the service crew is flushing the lane and getting the customers ready to hook up.

Claims List

Mr. K. Smith presented the claims list. Mr. K. Smith said the list is fairly high this month due to some carry-over from the previous month due to a shorter claims list. He said the motor for the 1410 pump station and the labor to put it in was a large invoice on the list. Mr. K. Smith said there were a lot of invoices from electrician Piercy Mullins that he had held on to for a while. He also said there were a couple deliveries of fuel that fell on the list as well as the annual quarterly withdrawal payment. Mr. K. Smith said an item that is not on the list is the renewal for the accounting software, Sage 50, that the district uses, costing \$1,661.95 that is due by the end of the month. Chairman Smith asked for a motion to approve the claims list. Mr. Jacobs made a motion, which was seconded by Mr. Hamilton and the motion carried.

Financial Report

Mr. K. Smith presented the Financial Report. Mr. K. Smith said November correlates with the claims list, stating that the district ended in the red a little bit. Mr. K. Smith said some changes needed to be made in regards to changes with the retirement for the upcoming year, as well as with operating supplies due to producing more water and the need for more chemicals in the following year going up, and the buildings and grounds would need to be amended due to being over-budgeted the previous year. Chairman Smith asked for a motion to change the line items. Mr. King made a motion, which was seconded by Mr. Hamilton. Chairman Smith acknowledged that the board reviewed and approved the financial report.

Mr. K. Smith presented the 2019 budget to the board. Mr. K. Smith talked about the operating revenue, which was increased by \$177,000 with wholesale customers using more water. On the other revenue, it was increased from \$40,000 to \$210,000. Mr. K. Smith said \$150,000 of that amount is the money that is coming from the fiscal court. On the operating supplies, Mr. K. Smith said it would be quite a bit higher due to expected hydrant work and line extensions that will come out of that \$150,000. Mr. K. Smith said the numbers are set by the current state we are in and at any time changes are made in regards to the water withdrawal fees, they will ask for an amendment to the budget. Chairman Smith asked for a motion to approve the 2019 budget. Mr. Jacobs made a motion, which was seconded by Mr. Hamilton and the motion carried.

Manager's Report

Mr. Salmons presented the Manager's Report. Mr. Salmons said the water produced was above average for the month. He said they anticipate major growth during the winter months. Mr. Salmons said water purchased was below average. He said operating expenses are going up and more water has been sold. Mr. Salmons said there were some leaks for the month, but said he feels good about the yearly average water loss of 8.4%. Mr. Salmons said he felt good about instilling the GIS system in 2019 and how it will help with leak detection. Mr. Salmons said work orders, disconnects, and reconnects fluctuate for the month, but were a little higher than

normal. Mr. Salmons said he has been looking at some new billing systems for the district. He said the district has had some webinars with a few different companies. Mr. Salmons said he felt the current billing software is outdated and there were some issues with getting it worked out to use the current billing software to print bills in house rather than using an outsource printing company. Mr. Salmons said he wants to use a web-based service because it had a lot more options. Mr. Salmons said they would store everything and back all the information up. He said with work orders they can be sent straight to the service crew rather than the service crew having to come in to the office to get a paper work order, which could potentially get lost. Mr. Salmons said it would also provide a customer portal, which would allow each customer to have access to their account to see their payments, work orders, be able to print copies of their bills, etc. Mr. Salmons said he felt Muni-Link is the company that has the best billing software. Mr. Salmons said he would need to get approval from the board to move forward with signing the contract with Muni-Link. Chairman Smith asked for a motion to approve and agree to sign the contract using Muni-Link as the district's new billing software. Mr. Mullins made a motion, which was seconded by Mr. Jacobs and the motion carried.

Other New Business:

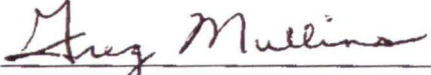
Mr. Mullins said he was contacted by Magistrate Calvin Waddles. He said there was an area called Ethel Drive that did not have county water and it would service two houses. Mr. Salmons said they had already visited the area, and it would involve a road bore and a creek bore. Mr. K. Smith said both he and a member of the service crew had visited with a resident of the area and they refused water service when they heard they would have to pay a tap fee. Mr. Mullins said Mr. Waddles had also mentioned a resident in Robin Lane that wanted their meter moved. Mr. Salmons said he had spoken with Mr. Waddles about it. Mr. Salmons said the person at Robin Lane has water, but has had some pressure problems due to where the meter is set. He said he has it on his list and plans to check it out when he is out in the field. Mr. Mullins also asked about setting a fire hydrant at the Carr Creek Fire Dept. Mr. Salmons said that CI Thornburg would have to come tap the line and they have all of the materials in already that they need to complete the project. Mr. Salmons said he just needed them to mark where on the line that they wanted it done.

Closed Session – Personnel and Legal Issues: Chairman Smith entertained a motion to enter in to closed session. Mr. Jacobs made a motion, which was seconded by Mr. Mullins and the motion carried. The board went in to closed session at 5:56 P.M. and came out of closed session at 7:03 P.M.

After coming out of closed session, Mr. Jacobs made a motion that in relation to all wholesale customer agreements, all sales be converted to a month-to-month as opposed to a long term contract. Mr. Mullins seconded the motion and the motion carried unanimously.

Adjournment: Chairman Smith entertained a motion to adjourn. Mr. Hamilton made a motion to adjourn, which was seconded by Mr. Jacobs and the motion carried. The meeting ended at 7:04 P.M.

Approval of Minutes:



Greg Mullins

1/15/19
Date

Dale Hamilton, Vice-Chairman

Date



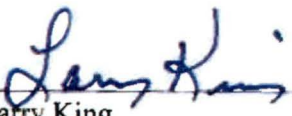
David Smith, Chairman

1/15/19
Date



Terry D. Jacobs

1-15-19
Date



Larry King

1-15-19
Date

**KNOTT COUNTY WATER AND SEWER DISTRICT
MINUTES OF REGULAR MEETING
Tuesday, January 15th, 2019 at 5:00 P.M.**

Call to Order: Chairman Smith called the meeting to order at 5:00 P.M.

Recognizing Audience: Chairman Smith welcomed all people who were present at the meeting, including Board members; Jared Salmons, Plant Manager; Kyle Smith, CFO; Ron Johnson, Johnson Engineering; Matthew Catron, clerk; and Randle Tackett, KCWSD attorney. Dale Hamilton was not present at the meeting.

Recognizing Media: No media was present at the meeting.

Approval of Minutes: Chairman Smith asked for a motion to approve the minutes from the previous meeting. Mr. Jacobs made a motion to approve the minutes, which was seconded by Mr. King and the motion carried.

Public Comments:
None.

Capital Project Updates and Contractor Claims:

Ron Johnson was present at the meeting and gave an update on capital projects. Mr. Johnson said they bid a job the previous week for the Letcher County interconnect project on Route 7, which he said would also upgrade two pumps Highway 582. He said the project is several projects put together by AML. He said it is put together by a couple different pots of money and the money expires by the end of June. Mr. Johnson said due to the project being bid during the holidays there were fewer bidders than there would have been. Mr. Johnson said the tank in the project would be a stainless steel tank. He said in contract 28 some non-essential items had to be taken out to help with budgeting. Mr. Johnson said a generator for the project had been removed for now, but he anticipated adding it back in later. He said the Dept. of Transportation asked them to put some asphalt at the approach of the tank road going up the hill, and to put a trough drain in. Mr. Johnson said they needed to get the bonds, do pre-construction, and give the notice this month to get it done by June. Chairman Smith asked for a motion to approve the awarding of the bids. Mr. Mullins made a motion, which was seconded by Mr. King and the motion carried.

Mr. Johnson talked about the Pippa Passes Waste Water project. Mr. Johnson said they are waiting on the Colonel with the Louisville Corps of Engineers to sign off on the FONSI (Finding of No Significant Impact). Mr. Johnson said once the FONSI is received they will be ready to go to bid. He said the administrator sent it in in early December and it has to have seven signatures on it before the Colonel can sign it. Mr. Johnson said he was informed that by next week it should be signed.

Mr. Johnson also talked about the Runnels Branch project. He said they have plans and specs that will go in to the Division of Water. He was not sure how long it would take once they were submitted to DOW. Mr. Johnson said they are doing some culvert work on Hwy 160 and they are trying to find out where the culverts are being put in between Hwy 582 and Runnels Branch. Mr. Johnson said two pay requests: one for G&W Construction doing work on Rock Lick (Pay Request #2) and the design fee for the Letcher County project (Pay Request #6). Chairman Smith asked for a motion to approve Pay Requests #2 and #6. Mr. King made a motion, which was seconded by Mr. Mullins and the motion carried.

Claims List

Mr. K. Smith presented the claims list. Mr. K. Smith said one of the bigger things on the list was some work that had to be done to the 1410 pump station, involving three different vendors having to do work on the pump station. Mr. K. Smith said an item on the list for CI Thornburg for \$3,210 would be reimbursed to the district from the Corps of Engineers. Mr. Salmons said the invoice was for materials that the district ordered for the Corps to hook up on the county water. Mr. K. Smith said with Mineral Labs for water and sewer samples have been less than usual and should be less going forward due to DOW no longer requiring some additional testing. Chairman Smith asked for a motion to approve the Claims List. Mr. Jacobs made a motion, which was seconded by Mr. Mullins.

Financial Report

Mr. K. Smith presented the Financial Report. Mr. K. Smith said that with 2018 coming to an end, he was able to compare the numbers between 2018 and 2017 with revenue and expenses. Mr. K. Smith said the net income 2018 and 2017 were almost in line with each other. Mr. K. Smith said the revenue was way up, but expenses were as well. Chairman Smith acknowledged that the board had reviewed and accepted the Financial Report.

Mr. K. Smith said it was time to do the KCWSD 2018 audit. He said he received a letter from RFH, the firm that did the previous audits for the past two years, stating that their price was still the same. Mr. K. Smith said he had checked previously on getting quotes from other firms, but the prices were higher than RFH, and he said working with them each year has made for a smoother audit with them already being familiar with the district and how the process goes. Mr. K. Smith said the price would still be the same and it was his recommendation to continue using RFH as the district's auditor. Chairman Smith asked for a motion to approve using RFH as the firm to conduct this year's audit. Mr. Jacobs made a motion, which was seconded by Mr. Mullins and the motion carried.

Manager's Report

Mr. Salmons presented the Manager's Report. Mr. Salmons said the water produced was high and water sold was above average as well. Mr. Salmons said the high usage was common with this time of the year, and surrounding water systems have had some problems with leaks, which he stated the district was able to help meet their needs. Mr. Salmons said the district has had some leaks as well, which he said a couple were significant. Mr. Salmons said even with these

leaks the district still has a better water loss than this time last year. Hours of operation for the plant were on average and overtime hours are trending down.

Mr. Salmons talked about E-1 replacement pumps, residential grinder pumps for sewer, which he said was becoming a problem due to their cost and the difficulty making a profit. Mr. Salmons said he was looking at a few different options to cut the cost down on replacement pumps.

Mr. Salmons said he received a PSC request about the district's water loss. Mr. Salmons said he went back and worked with the previous KCWSD Manager, LJ Turner, and he also looked back over the PSC guidelines, and he said everything fell in line with how it should look and the water loss decreased a little bit after he had looked over it.

Mr. Salmons also talked about the GIS mapping software to give a mapping of the sites within the system. Mr. Salmons said it was utilized for the first time in December. Mr. Salmons said with it the software company will be able to compile all of the information that is sent in and he will be able to give that directly to PSC when they need it.

Mr. Salmons said a webinar was scheduled for the following day with Muni-Link, the new billing software company the district will be using. Mr. Salmons said the cost saving was great, but he felt the new software is much better than what the district has been using.

Other New Business:

None.

Closed Session – Personnel and Legal Issues: Chairman Smith entertained a motion to enter in to closed session. Mr. Jacobs made a motion, which was seconded by Mr. King and the motion carried. The board went in to closed session at 5:46 P.M. and came out of closed session at 6:11 P.M.

After coming out of closed session, Mr. Jacobs made a motion to permit the moving of the emergency product money in the interest-bearing checking accounts into interest-bearing CD's. Mr. King seconded the motion, and the motion carried.

Adjournment: Chairman Smith entertained a motion to adjourn. Mr. Jacobs made a motion to adjourn, which was seconded by Mr. Mullins and the motion carried. The meeting ended at 6:12 P.M.


Approval of Minutes:



Greg Mullins

2-19-19


Date



Dale Hamilton, Vice-Chairman

2-19-19

Date



David Smith, Chairman

2/19/19


Date



Terry D. Jacobs

2-19-19

Date



Larry King

2-19-19

Date

**KNOTT COUNTY WATER AND SEWER DISTRICT
MINUTES OF REGULAR MEETING
Tuesday, February 19th, 2019 at 5:00 P.M.**

Call to Order: Chairman Smith called the meeting to order at 5:00 P.M.

Recognizing Audience: Chairman Smith welcomed all people who were present at the meeting, including Board members; Jared Salmons, Plant Manager; Kyle Smith, CFO; Matthew Catron, clerk; and Randle Tackett, KCWSD attorney.

Recognizing Media: Sharon Hall with the Troublesome Creek Times was present.

Approval of Minutes: Chairman Smith asked for a motion to approve the minutes from the previous meeting. Mr. Mullins made a motion to approve the minutes, which was seconded by Mr. Jacobs and the motion carried.

Public Comments:
None.

Capital Project Updates and Contractor Claims:

Mr. Salmons said they received approval from the Corps of Engineers to move forward with the Pippa Passes waste water project. He said they are waiting on a Phase I environmental study. Mr. Salmons said he got the notification that Ron Johnson has submitted Runnels Branch to the Division of Water. Mr. Salmons said Route 7 was bid out. He said the big part of it is getting the submittals in and reviewed. He said he saw the submittals for the pump stations, which the engineers are reviewing at this time. Mr. Salmons said he had a claim for Runnels Branch for some engineering work and one for Rock Lick. Chairman Smith entertained a motion for Pay Request #3 for the Rock Lick Project and Pay Request #2 for the Runnels Branch Project. Mr. Mullins made a motion, which was seconded by Mr. Jacobs and the motion carried.

Claims List

Mr. K. Smith presented the claims list. Mr. K. Smith said it was a large one this month. He said the VFD at the 1410 pump station was a big one on the list. Mr. K. Smith also said it was a big month for chemical orders for the plant due to the increase in water produced in the last few months. Mr. Salmons added that more DelPAC has to be ordered that this time of the year due to the water chemistry. Mr. K. Smith said the quarterly withdrawal had to be paid this month as well as a quarterly payment to Micro-Comm, and a payment to our billing software company. Chairman Smith asked for a motion to approve the Claims List. Mr. Jacobs made a motion, which was seconded by Mr. Hamilton.

Financial Report

Mr. K. Smith presented the Financial Report. Mr. K. Smith said it was a high expense month along the same lines as the Claims List. He said the RC bond payment was due this month and the electric bill was up. Mr. K. Smith said maintenance and repairs were up due to the VFD having to be replaced. Chairman Smith acknowledged that the board had reviewed and accepted the financial report.

Manager's Report

Mr. Salmons presented the Manager's Report. Mr. Salmons said there was not as many problems as they had during the previous winter with line breaks and other problems with surrounding counties water systems. Mr. Salmons said there were a few slides that resulted in line breaks. He also said leaks went on for longer due to there being so much water and the ground already being wet. Mr. Salmons said work orders were up for the month and the total number of customers is trending up.

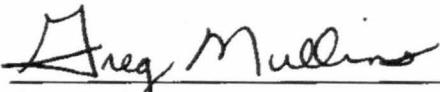
Other New Business:

None.


Closed Session – Personnel and Legal Issues: Chairman Smith entertained a motion to enter in to closed session. Mr. Jacobs made a motion, which was seconded by Mr. Hamilton and the motion carried. The board went in to closed session at 5:23 P.M. and came out of closed session at 5:55 P.M.

Adjournment: Chairman Smith entertained a motion to adjourn. Mr. Hamilton made a motion to adjourn, which was seconded by Mr. Jacobs and the motion carried. The meeting ended at 5:55 P.M.


Approval of Minutes:


Greg Mullins

03-19-19
Date


Dale Hamilton, Vice-Chairman

March 19, 2019
Date

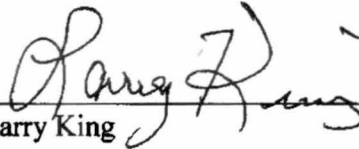


David Smith, Chairman

3/19/19
Date

Terry D. Jacobs

Date



Larry King

3-19-19
Date

**KNOTT COUNTY WATER AND SEWER DISTRICT
MINUTES OF REGULAR MEETING
Tuesday, March 19th, 2019 at 5:00 P.M.**

Call to Order: Chairman Smith called the meeting to order at 5:00 P.M.

Recognizing Audience: Chairman Smith welcomed all people who were present at the meeting, including Board members; Kyle Smith, CFO; Matthew Catron, clerk; and Randle Tackett, KCWSD attorney. Mr. Salmons, Plant Manager; and Mr. Jacobs, Board member, were unable to attend the meeting.

Recognizing Media: Sharon Hall with the Troublesome Creek Times was present.

Approval of Minutes: Chairman Smith asked for a motion to approve the minutes from the previous meeting. Mr. Hamilton made a motion to approve the minutes, which was seconded by Mr. Mullins and the motion carried.

Public Comments:
None.

Capital Project Updates and Contractor Claims:

Mr. K. Smith gave an update on the Capital Projects in Mr. Salmons' absence. Mr. K. Smith said there was a bid opening that was awarded to the lowest bidder, Akins Excavating, for Phase II of the Pippa Passes Waste Water Rehab Project. Mr. K. Smith presented the Pay Request #2 for the design and engineering costs for Phase II of the Pippa Passes Waste Water Rehab Project. Mr. K. Smith also had a Pay Request #7 for the Knott-Letcher Highway 7 Interconnect, and Pay Request #3 for engineering costs for the Runnels Branch Project. Chairman Smith asked for a motion to approve the notice for contract 29 for Phase II of the Pippa Passes Waste Water Rehab Project. Mr. King made a motion, which was seconded by Mr. Mullins and the motion carried. Chairman Smith also noted that the motion gave him the ability to sign the notice of award. Chairman Smith also asked for a motion to approve Pay Request #2 for Phase II of the Pippa Passes Waste Water Rehab Project, Pay Request #7 for the Knott-Letcher Highway 7 Interconnect, and Pay Request #3 for the Runnels Branch Project. Mr. Mullins made a motion, which was seconded by Mr. King and the motion carried.

Claims List

Mr. K. Smith presented the claims list. Mr. K. Smith said he was on the Claims List due to him serving on an asset management committee, and it was to reimburse him for taking his personal vehicle to a meeting in Frankfort. Mr. K. Smith said the Vanguard Mapping invoice is on the list twice for quarterly update maintenance fees and the second one is an older one that was overlooked. Chairman Smith asked for a motion to approve the Claims List. Mr. King made a motion, which was seconded by Mr. Mullins.

Financial Report

Mr. K. Smith presented the Financial Report. Mr. K. Smith said the onsite work for the audit was completed. Mr. K. Smith said the auditors did not have any initial findings during their onsite work. He expected them to be done by the end of the month, but they will not have all of the pension information until they get that information sometime during the summer. Mr. K. Smith said Rural Water is wanting to use the 2018 numbers to do their rate analysis, so he said the auditors said they would send a draft of the financials in the next few weeks to help with that. Mr. K. Smith said the revenue for February was similar to January, but they were able to get the expenses down some. Chairman Smith acknowledged that the board had reviewed and approved the Financial Report.

Manager's Report

Mr. K. Smith gave the Manager's Report in Mr. Salmons' absence. Mr. K. Smith gave the members time to review the report they were given, and also noted that they would start having a spreadsheet included in their packets each month of the adjustments that had been done. The board reviewed the adjustments. Chairman Smith had a few questions about two adjustments and asked that Mr. Salmons get back with them on explaining some details about the adjustments. Chairman Smith asked about the water loss being at 21%. Mr. K. Smith said Mr. Salmons could probably provide more details about it, but Mr. K. Smith said winter months typically were higher due to more water being used and more stress being put on water systems from the cold weather.


Other New Business:

None.

Closed Session – Personnel and Legal Issues: Chairman Smith entertained a motion to enter in to closed session. Mr. Mullins made a motion, which was seconded by Mr. King and the motion carried. The board went in to closed session at 5:37 P.M. and came out of closed session at 6:44 P.M.


Adjournment: Chairman Smith entertained a motion to adjourn. Mr. Mullins made a motion to adjourn, which was seconded by Mr. King and the motion carried. The meeting ended at 6:45 P.M.

Approval of Minutes:




Greg Mullins

4-16-19
Date



Dale Hamilton, Vice-Chairman

4-16-19
Date



David Smith, Chairman

4/16/19
Date

Terry D. Jacobs

Date



Larry King

4-16-19
Date

**KNOTT COUNTY WATER AND SEWER DISTRICT
MINUTES OF REGULAR MEETING
Tuesday, April 16th, 2019 at 5:00 P.M.**

Call to Order: Chairman Smith called the meeting to order at 5:00 P.M.

Recognizing Audience: Chairman Smith welcomed all people who were present at the meeting, including Board members; Jared Salmons, Plant Manager; Kyle Smith, CFO; Matthew Catron, clerk; and Randle Tackett, KCWSD attorney. Terry D. Jacobs, Board member, was not present at the meeting.

Recognizing Media: Sharon Hall with the Troublesome Creek Times was present.

Approval of Minutes: Chairman Smith asked for a motion to approve the minutes from the previous meeting. Mr. Hamilton made a motion to approve the minutes, which was seconded by Mr. Kings and the motion carried.

Public Comments:
None.

Capital Project Updates and Contractor Claims:

Mr. Salmons gave an update on the Capital Projects. Mr. Salmons said the Knott-Letcher interconnect is underway with the majority of the equipment being ordered, and the tank site materials have been delivered. Mr. Salmons said they are ready to start erecting the tank and he has a substantial pay request for it. Mr. Salmons said the other project going on is the Pippa Passes Sewer Rehabilitation Project. Mr. Salmons said it has been awarded, but they have not had the pre-construction meeting yet. He said the contractor has agreed to do any work on Alice Lloyd's campus during non-class hours or during the summer break. Mr. Salmons said most of the campus' sewer line had already been done, but there may be some laterals that need repaired on some of the creek crossings. Chairman Smith asked for a motion to approve Pay Request #8 for the Knott-Letcher interconnect. Mr. Mullins made a motion, which was seconded by Mr. King and the motion carried.

Claims List

Mr. K. Smith presented the claims list. Mr. K. Smith said he had two items to point out that were added after he emailed the list to the board members. He said one was listed under Knott Co. Water & Sewer, which was to replenish the petty cash account, and to reimburse KCWSD Sewer Operator, Michael Jacobs, for expenses during training. Chairman Smith asked for a motion to approve the Claims List. Mr. Mullins made a motion, which was seconded by Mr. King and the motion carried.

Financial Report

Mr. K. Smith presented the Financial Report. Mr. K. Smith said the revenue is in line with what was budgeted for the first quarter so far, and he added the expenses are close as well. Mr. K. Smith said the cost per thousand gallons was high this month due to it being a month where less water was sold. Chairman Smith acknowledged that the board had reviewed and approved the financial report.

Manager's Report

Mr. Salmons presented the Manager's Report. Mr. Salmons talked about water loss. He said the District had repaired a few leaks during the month and found a few residential meters that had not been registering any usage. Mr. Salmons said he feels like it will be down to 11-12% by the next meeting. He said a few wholesale meters were not capturing all the water that was being used, which will also help lower the water loss. Mr. Salmons said less water was sold during the month and production was lower as well. Mr. Salmons said where the period included part of February it caused fewer days to be in the reporting period. He said operating hours were down, overtime hours were down, and overall line breaks were down. Mr. Salmons said there were a few leaks left to repair, which the district is continuing to try to locate. Mr. Salmons said there were seven adjustments, which he explained to the board. He explained that billing errors are not lost revenue and explained how some of these can give such a large reading when they go through the billing software. Mr. Salmons said a few were leak adjustments and there was an instance where a check was stuck together and an extra check was sent to the bank, which had to later be taken off that account. Chairman Smith asked about the status on implementing the new billing software. Mr. Salmons said he had been trying to provide the new company with all of the information they need without having to use the current billing software to save on cost. Mr. Salmons said about 25% of the data he will have to be sent by United Systems to Muni-Link. Mr. Salmons talked about how the district has exceeded with organic removal from the water. Mr. Salmons said the district has been able to reduce the amount of chlorine gas that needs to be used and the district is producing better quality water. He said he is in talks with CI Thornburg about having them do some maintenance on chemical tanks at the plant and purchasing chemicals from them in bulk, which he added would be cheaper and would also lock in the price at an amount so that if the price of the chemical was to change, the district would only have to pay the locked in price.

Other New Business:


None.

Closed Session – Personnel and Legal Issues: Chairman Smith entertained a motion to enter in to closed session. Mr. Hamilton made a motion, which was seconded by Mr. King and the motion carried. The board went in to closed session at 5:27 P.M. and came out of closed session at 6:37 P.M.


Coming out of closed session, Mr. Mullins made a motion to move money from emergency funds to an interest bearing account. The motion was seconded by Mr. Hamilton and the motion carried.

Adjournment: Chairman Smith entertained a motion to adjourn. Mr. Hamilton made a motion to adjourn, which was seconded by Mr. King and the motion carried. The meeting ended at 6:37 P.M.


Approval of Minutes:


Greg Mullins

05-16-19
Date


Dale Hamilton, Vice-Chairman


May 16, 2019
Date


David Smith, Chairman

5/16/19
Date

Terry D. Jacobs

Date


Larry King

5-16-19
Date

**KNOTT COUNTY WATER AND SEWER DISTRICT
MINUTES OF REGULAR MEETING
Tuesday, May 16th, 2019 at 5:00 P.M.**

Call to Order: Chairman Smith called the meeting to order at 5:00 P.M.

Recognizing Audience: Chairman Smith welcomed all people who were present at the meeting, including Board members; Jared Salmons, Plant Manager; Kyle Smith, CFO; Matthew Catron, clerk; and Randle Tackett, KCWSD attorney. Terry D. Jacobs, Board member, was not present at the meeting.

Recognizing Media: Sharon Hall with the Troublesome Creek Times was present.

Approval of Minutes: Chairman Smith asked for a motion to approve the minutes from the previous meeting. Mr. Mullins made a motion to approve the minutes, which was seconded by Mr. Hamilton and the motion carried.

Public Comments:
None.

Capital Project Updates and Contractor Claims:

Mr. Salmons gave an update on the Capital Projects. Mr. Salmons said the Knott-Letcher interconnect is close to being completed, stating that new pumps and VFD's had been installed in Steer Creek in Pinetop. He added that the pump station is at West Fork and the electricity is scheduled to be turned on the following week. He said the tank erection would start the following week as well and should take about three weeks. Mr. Salmons said they had some trouble finding a master meter location that was acceptable to DOT, which would have to be discussed further with DOT. Mr. Salmons said there was one pay request for the project. He said they had received all DOT approvals for the Pippa Passes project. Mr. Salmons said the pre-construction meeting would be on the Tuesday after Memorial Day. He said Ron Johnson had told him that Runnels Branch was approved and the approval had been sent out for approval from the Division of Water. Mr. Salmons said they hoped to advertise the next week and he hoped that parts of Runnels Branch would have water by the winter. Chairman Smith asked for a motion to approve the Pay Request under that condition that the board be provided with additional information about the project budget and a change order. Mr. Hamilton made a motion, which was seconded by Mr. Mullins and the motion carried.

Claims List

Mr. K. Smith presented the claims list. Mr. K. Smith said it was a high claims list. He said a few things were not typical items, which he listed as paying for fuel, the quarterly withdrawals, annual service for Chlorinators and Living Waters, and a lot of chemical payments were due during the month. Mr. Mullins asked about two towing bills. Mr. Salmons said there had been

some trouble with one of the service trucks. Chairman Smith entertained a motion to approve the claims list. Mr. Hamilton made a motion, which was seconded by Mr. King and the motion carried.

Financial Report

Mr. K. Smith presented the Financial Report. Mr. K. Smith said in comparison to 2018 at this time of the month the district is about spot on with revenue, but the expenses have increased by about 10%. Mr. K. Smith said some of the things increasing the expenses is the increase in retirement, vehicle repairs, and maintenance and repair materials make up most of it. Chairman Smith acknowledged that the board had reviewed and approved the Financial Report.

Manager's Report

Mr. Salmons presented the Manager's Report. Mr. Salmons said water produced is about average, water purchased was high due to a substantial leak from a few months ago. Mr. Salmons said the water sold to residence and wholesale customers is about average. He said the district continues to try to find leaks in the system to decrease the water loss. Mr. Salmons showed some water line with a hole in it from a service line to show how a small hole in a line can lead to a large amount of water loss. Mr. Salmons said a big leak was fixed last night, but it will not be until July that the board will see a difference in the water loss. Mr. Salmons said his goal is to get back in the single digits for water loss and he was confident with the changes the district has made that they will get back to those numbers.


Other New Business:

None.

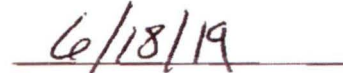
Closed Session – Personnel and Legal Issues: Chairman Smith entertained a motion to enter in to closed session. Mr. Hamilton made a motion, which was seconded by Mr. King and the motion carried. The board went in to closed session at 5:33 P.M. and came out of closed session at 6:33 P.M.

Adjournment: Chairman Smith entertained a motion to adjourn. Mr. Mullins made a motion to adjourn, which was seconded by Mr. King and the motion carried. The meeting ended at 6:33 P.M.

Approval of Minutes:



Greg Mullins



Date

Dale Hamilton, Vice-Chairman

Date





David Smith, Chairman



Date

Terry D. Jacobs

Date

~~Larry King~~



Date


**KNOTT COUNTY WATER AND SEWER DISTRICT
MINUTES OF REGULAR MEETING
Tuesday, June 18th, 2019 at 5:00 P.M.**

Call to Order: Chairman Smith called the meeting to order at 5:00 P.M.

Recognizing Audience: Chairman Smith welcomed all people who were present at the meeting, including Board members; Jared Salmons, Plant Manager; Kyle Smith, CFO; Matthew Catron, clerk; Randle Tackett, KCWSD attorney; Michelle Barrett and Kathy Marshall, KACo; Lucas Campbell and John Delpont, Blue Ridge Insurance; and Ernie Ellison, AML. Ricky McDaniel, a newly appointed Board member, was present and this was his first meeting on the water board. Board members, Terry D. Jacobs and Dale Hamilton, were not present at the meeting, but Mr. Hamilton was present via Facetime from his phone.

Recognizing Media: Sharon Hall with the Troublesome Creek Times was present.

Approval of Minutes: Chairman Smith asked for a motion to approve the minutes from the previous meeting. Mr. Mullins made a motion to approve the minutes, which was seconded by Mr. McDaniel and the motion carried.

Public Comments:

Michelle Barrett and Kathy Marshall with KACo provided information to the board showing the benefits of continuing to have property, liability, and worker's compensation insurance through KACo. John Delpont and Lucas Campbell with Blue Ridge Insurance were also present at the meeting and countered what KACo had said, giving the benefits and advantages of having insurance through Blue Ridge Insurance. The board had a few questions to each insurance provider about aggregates and deductibles. Mr. Salmons wanted to know some particular information on flood insurance as the district has had some problems with flooding in the past. Chairman Smith asked Mr. K. Smith to coordinate with the insurance companies about getting any additional information needed. Chairman Smith made a motion to delay choosing an insurance provider until all final quotes are received, which was seconded by Mr. Mullins.

Capital Project Updates and Contractor Claims:

Mr. Salmons gave an update on the Capital Projects. Mr. Salmons said he has the final pay request for the Knott-Letcher interconnect. Mr. Salmons said everything is in budget with \$23 left over. He said Runnels Branch went to bid. Mr. McDaniel asked about four houses up in Runnels Branch that were not included in the project. Mr. Ellison with AML said there was only one house and it was originally cut out of the project due to the cost. Mr. Ellison said at the request of Representative John Blanton they added it as a separate bid item. Mr. Ellison said that if the other home was included they would not fund the project and would put that money somewhere else. Mr. Salmons asked about if other nearby areas like Dead Man's Branch could be included in the project. Mr. Ellison said he had done a survey but a study would need to be

done. Mr. Ellison said at this time other areas could not be added to the project because they do not have OSM approval to proceed. Chairman Smith asked if a study could be done to get those areas in the project. Mr. Ellison said there would not be any way to get a study done in time to include those areas with the Runnels Branch project. Chairman Smith asked for a motion to pay the final pay request for the Knott-Letcher Interconnect project. Mr. Mullins made a motion, which was seconded by Mr. McDaniel and the motion carried. Mr. Salmons gave the board an update that contracts were awarded with the Pippa Passes Waste Water project to help with the I & I issues with the sewer system. Mr. Salmons said construction on that project should begin before the next meeting. Mr. Salmons spoke again about the Runnels Branch Project. He said Ron Johnson has a call in to Bob Scott with AML to push to get the other areas included in that project. Mr. Salmons said he thought there was a possibility that they could get included. Chairman Smith reviewed paperwork for the bid on the Runnels Branch Project. He said that it was Ron Johnson's recommendation that the board accept the lowest bid from G & W Construction as the contractor to do the project. Chairman Smith asked for a motion to accept G & W as the lowest bidder and to award them the contract to complete the Runnels Branch Project. Mr. Mullins seconded the motion, and the motion carried. Chairman Smith said there was a pay request (#4) for the design and bid of the Runnels Branch Project. Chairman Smith asked for a motion to pay the pay request. Mr. McDaniel made a motion, which was seconded by Mr. Mullins.

Claims List

Mr. K. Smith presented the claims list. Mr. K. Smith said it was a large claims list, which was mostly due to the motor at Bruce Walters Ford for the district's dump truck. Mr. Salmons gave some details on what had happened with the dump truck. Mr. Salmons said they attempted to put a used motor in it, which still had a warranty, but when it was installed the cylinder was down. Mr. Salmons said then they went with a remanufactured motor from the dealer, which was installed, ran for 15 minutes, and then blew up. Mr. Salmons said he asked for some clarification about it blowing up, but it was not explained any clearer than that. He said it was currently at Bruce Walters Ford to see if the problem was an installation issue or a problem with the motor. Mr. Salmons said they are currently waiting on more information to see what is going on. Mr. K. Smith said he was not going to send the payment until they knew more, which Chairman Smith and the board agreed. Mr. K. Smith said some fuel had to be delivered this month, which was an item that was not always on the list. Mr. K. Smith said an item that is not on the list which they needed to discuss was the possibility of purchasing some used MXU's from the city of Bridgeport in West Virginia. He said Sensus is no longer making the MXU's the district currently used by the district and to completely switch over to what they are using would be a substantial cost. Mr. Salmons said the MXU's the district would be purchasing would be anywhere from being new to a few years old, and would drop the cost from \$135 a piece to \$35 a piece. Chairman Smith entertained a motion to pay the claims list with the provision that they were not going to pay for the dump truck motor at this time, pending additional information be provided as to what caused the motor to not work properly. Mr. McDaniel made a motion, which was seconded by Mr. Mullins and the motion carried.

Financial Report

Mr. K. Smith presented the Financial Report. Mr. K. Smith said the revenue account was different than normal due to him having to be off on the last day of the month, which resulted in him not being able to take some additional deposits to the bank for the month. Chairman Smith acknowledged that the board had reviewed and accepted the financial report.

Manager's Report

Mr. Salmons presented the Manager's Report. Mr. Salmons said water loss was down to 11%, which is under the PSC mandated amount of 15%. He said the district is currently at an average of 17.4% water loss for the year, which he anticipates to continue to drop with some other leaks that have been fixed. Mr. Salmons said wholesale customer usage was pretty high for the month.


Other New Business:

Mr. Salmons said he would like to propose that board give approval from him to purchase 25 used MXU's from the city of Bridgeport, West Virginia. Mr. Salmons said the purchase would be through CI Thornburg and would cost the district \$875. Mr. McDaniel asked if the warranty would be carried over with the MXU's and Mr. Salmons said it would. Chairman Smith asked for a motion to approve the purchase of the used MXU's. Mr. McDaniel made a motion, which was seconded by Mr. Mullins.

Closed Session – Personnel and Legal Issues: Chairman Smith entertained a motion to enter in to closed session. Mr. McDaniel made a motion, which was seconded by Mr. Mullins and the motion carried. The board went in to closed session at 6:15 P.M. and came out of closed session at 6:43 P.M.


Adjournment: Chairman Smith entertained a motion to adjourn. Mr. Mullins made a motion to adjourn, which was seconded by Mr. McDaniel and the motion carried. The meeting ended at 6:43 P.M.

Approval of Minutes:

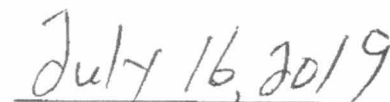


Greg Mullins


Date




Dale Hamilton, Vice-Chairman



Date




David Smith, Chairman




Date

Terry D. Jacobs

Date



Ricky McDaniel



Date

**KNOTT COUNTY WATER AND SEWER DISTRICT
MINUTES OF REGULAR MEETING
Tuesday, July 16th, 2019 at 5:00 P.M.**

Call to Order: Chairman Smith called the meeting to order at 5:00 P.M.

Recognizing Audience: Chairman Smith welcomed all people who were present at the meeting, including Board members; Jared Salmons, Plant Manager; Kyle Smith, CFO; Matthew Catron, clerk; Randle Tackett, KCWSD attorney; Jessica Leedy, KRADD; Ernie Ellison, AML; and Alan Vilines, Kentucky Rural Water Association. Terry D. Jacobs was not present at the meeting. Tyler Fallon with RFH was present via web chat to present the 2018 auditor's report.

Recognizing Media: Sharon Hall with the Troublesome Creek Times was present.

Approval of Minutes: Chairman Smith asked for a motion to approve the minutes from the previous meeting. Mr. Hamilton made a motion to approve the minutes, which was seconded by Mr. McDaniel and the motion carried.

Public Comments:
None.

New Business:

Ernie Ellison with the Division of Abandoned Mine Lands was present at the meeting in case anyone would be present at the meeting that had any follow up questions from the previous meeting he attended about the upcoming Runnels Branch Project. Chairman Smith said he did not have any questions about the project, but said he would be happy to talk to anyone that comes to a meeting with any questions about the project. Mr. Ellison said he had discussed with a homeowner in Runnels Branch that there were three houses where they lived, two of which were not occupied. Mr. Ellison said the homeowner received their water from one of the other unoccupied houses that had a well with a cistern. Mr. Ellison said he offered to move the cistern to their home if it would help with the problem and he said they would consider buying a larger cistern and arrange for the district to set up some type of agreement for him to purchase water. Chairman Smith said they would keep that in mind if any questions are asked in the future about it.

Tyler Fallon with RFH was present via web chat to present the auditor report for the water district's 2018 audit. Mr. Fallon started with the independent auditor's report. He said they gave the district a clean opinion on the financial statements. There was an increase in liabilities over the course of the last year mostly due to the increase in the net pension liability, which is related to the state retirement system and all of its participants having to record their share of that liability this year. Mr. Fallon said everyone who participates in the state retirement system has to carry this liability on their financial statements. He added that the district made all of the needed

contributions and there was nothing else that could have been done. Mr. Fallon talked about internal control and he said the only finding they had was a finding that they have every year which was due to the government auditing standards stating that the district is required to have internal controls in place that enable it to prepare and complete financial statements. He said their finding was that they had to assist in the preparation of the financial statements. Mr. Fallon said this is not an unusual finding but it is something that they are required to include in the report. Chairman Smith thanked Mr. Fallon for his presentation and conducting the audit. Mr. Fallon thanked everyone and said everyone at the district is always very helpful with getting them what they need when they conduct an audit.

Alan Vilines with the Kentucky Rural Water Association spoke with the board about a rate study he had recently completed. Mr. Vilines said he had done a pretty thorough review regarding the district's rates on water only. He said he found that the district's water rates are too low. He pointed out that the last rate increase was eight years ago, and he added that the district was overdue for a rate increase. Mr. Vilines said the need for increase is due to the time that has elapsed and the fact that no expenses stay the same during that time span. Mr. Vilines said he saw an increase in the rates as being very much warranted. He had a draft form of the rate report, which he stated was not finalized at this time, but he needed to report it to the board to get their feedback on their findings. Chairman Smith said they would discuss it further in closed session.

Capital Project Updates and Contractor Claims:
None.

Claims List

Mr. K. Smith presented the claims list. Mr. K. Smith said the big items on the list were the two annual payments to KACo, which is the district's worker's comp and general liability insurance. He said the district accrues the money throughout the year to make the payment when it is due. He talked about an invoice with OTP for a VFD that failed due to a power surge. Mr. K. Smith said a check was received for less than a \$500 deductible to pay for the VFD. Mr. K. Smith said all other items on the list were standard operating supplies and repair materials. Mr. K. Smith said it was largest claims list of the year, but that was due to the KACo payment and having to pay for the VFD. Chairman Smith entertained a motion to approve the claims list. Mr. McDaniel made a motion to pay the claims list, which was seconded by Mr. Mullins and the motion carried.

Financial Report

Mr. K. Smith presented the Financial Report. Mr. K. Smith said the district broke even for the month. He said expenses were up for the month due to the annual KACo payments that were due. Mr. K. Smith said other than that payment, it would have been a lower month. Chairman Smith acknowledged that the board had reviewed and approved the Financial Report.

Manager's Report

Mr. Salmons presented the Manager's Report. Mr. Salmons said the water produced was higher this month, trending above average. Mr. Salmons said the water purchased was down for the month. He said water sold was higher this month in both residential and wholesale. Mr. Salmons said water loss was down to 10.6%. With another lower month, Mr. Salmons added that the annual water loss average for the year should get back down. He said overtime hours were up due to the distribution crew having to work over due to the outage in Gibson Branch. Mr. Salmons said there were 4 adjustments during the month for leak adjustments and billing errors. Chairman Smith asked that Mr. Salmons compile a list of areas that he felt could potentially have a similar situation in the future like what had occurred at Gibson Branch and to get the cost associated with fixing those to try to prevent any future long-term water outages.

Chairman Smith asked for an update on the district's dump truck that is in the shop being worked on. Mr. Salmons said it is currently at the dealer. He said they have one other vehicle in front of it to be repaired and it is next in line to be looked at. Mr. Salmons said they could not give an estimate on how long it would be to repair it.

Closed Session – Personnel and Legal Issues: Chairman Smith entertained a motion to enter in to closed session. Mr. Mullins made a motion, which was seconded by Mr. McDaniel and the motion carried. The board went in to closed session at 5:39 P.M. and came out of closed session at 7:00 P.M.


Coming out of closed session, Mr. Hamilton made a motion to submit a rate increase to the Public Service Commission based on the recommendation from Rural Water and to allow the Chairman and Manager to sign all applicable documents. Chairman Smith seconded the motion and the motion carried.

Adjournment: Chairman Smith entertained a motion to adjourn. Mr. Hamilton made a motion to adjourn, which was seconded by Mr. McDaniel and the motion carried. The meeting ended at 7:02 P.M.


Approval of Minutes:


Greg Mullins


08-20-19
Date


Dale Hamilton, Vice-Chairman

AUG 20 10/2019
Date



David Smith, Chairman



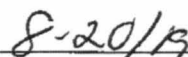
Date

Terry D. Jacobs

Date



Ricky McDaniel



Date

**Knott County Water and Sewer District
Case No. 2019-00268
Letcher County Water and Sewer District and City of Hindman's First Request for
Information issued September 6, 2019**

11. Describe changes in Knott District personnel that have occurred since December 31, 2018, including, hires, retirements, dismissals, resignations, wage increases, promotions and demotions.

Response:

The only change that has occurred since December 31, 2018 is that one employee was given a \$1.00/hour raise for obtaining his/her license as a Certified Distribution Operator.

**Knott County Water and Sewer District
Case No. 2019-00268
Letcher County Water and Sewer District and City of Hindman's First Request for
Information issued September 6, 2019**

12. For each current employee, provide the following:
- a. Position;
 - b. Current Wage Rate or Salary;
 - c. Number of hours worked in test period;
 - d. Number of regular hours worked in test period;
 - e. Number of overtime hours worked in test period.

Response:

Please see the table below for the responses to subparts a through e:

2018

Employee Name	Position	Wage Rate/ Salary	Number of Hours Worked	Regular Hours	Overtime Hours
[REDACTED]	[REDACTED]	\$13.50	1,928.75	1,913.50	15.25
[REDACTED]	[REDACTED]	\$11.00	1,804.50	1,553.00	251.50
[REDACTED]	[REDACTED]	\$20.00	2,231.00	1,984.00	247.00
[REDACTED]	[REDACTED]	\$18.00	2,177.50	2,056.00	121.50
[REDACTED]	[REDACTED]	\$16.43	2,049.50	1,885.00	164.50
[REDACTED]	[REDACTED]	\$15.00	1,779.50	1,754.00	25.50
[REDACTED]	[REDACTED]	\$15.00	1,820.00	1,820.00	0.00
[REDACTED]	[REDACTED]	\$59,000.00	2,604.00	2,600.00	4.00
[REDACTED]	[REDACTED]	\$14.00	1,968.50	1,876.00	92.50
[REDACTED]	[REDACTED]	\$43,243.00	2,634.00	2,600.00	34.00
[REDACTED]	[REDACTED]	\$11.00	1,868.00	1,816.50	51.50
[REDACTED]	[REDACTED]	\$50,000.00	2,600.00	2,600.00	0.00
[REDACTED]	[REDACTED]	\$15.00	2,090.50	1,945.50	145.00

**Knott County Water and Sewer District
Case No. 2019-00268
Letcher County Water and Sewer District and City of Hindman's First Request for
Information issued September 6, 2019**

13. Describe the benefit package available to each Knott District employee.

Response:

For full time employees the KCWSD benefit package includes the following:

- Health Insurance - (100% paid by KCWSD for employee only coverage, all other plans are allocated based on the recommendation of the KY Employee Health Plan with employee contributions not exceeding twenty percent. If employees have proof of coverage then they are given the option to receive an insurance credit equivalent to the cost of an employee only plan);
- Vision Insurance – 100% paid by KCWSD;
- Dental Insurance – 100% paid by KCWSD;
- Life Insurance – \$20,000 of basic life coverage paid for by KCWSD at a cost of \$1.00 per month;
- Vacation Days – 12 annually;
- Sick Days – 12 annually;
- Holidays – all state recognized holidays totally 11.5 days annually;
- Retirement – All full time employees are required to participate in the state CERS. KCWSD adheres to the contribution amounts required by the state.

**Knott County Water and Sewer District
Case No. 2019-00268
Letcher County Water and Sewer District and City of Hindman's First Request for
Information issued September 6, 2019**

14. For each employee, list the cost of each benefit (e.g. health insurance, dental insurance, life insurance, retirement) that Knott District provides. State whether the employee is required to make any contribution towards the cost of the benefit (e.g., paying a portion of the cost of health insurance premiums).

Response:

Please see the table below and the response to Request 13 above for benefit details:

2018

Employee Name	Health Ins.	Vision Ins.	Dental Ins.	Life Ins.	Ins. Credit	Retirement
██████████	\$10,520.16	\$186.20	\$1,253.48	\$12.00	\$0.00	\$6,079.86
██████████	\$17,757.12	\$186.20	\$1,102.20	\$8.00	\$0.00	\$3,983.51
██████████	\$19,383.60	\$186.20	\$1,253.48	\$12.00	\$0.00	\$10,009.94
██████████	\$8,513.52	\$62.40	\$317.14	\$12.00	\$0.00	\$8,608.87
██████████	\$15,907.68	\$124.70	\$630.62	\$12.00	\$0.00	\$7,984.52
██████████	\$8,224.56	\$62.40	\$317.14	\$12.00	\$0.00	\$6,470.01
██████████	\$0.00	\$124.70	\$630.62	\$12.00	\$8,193.60	\$8,007.88
██████████	\$12,444.96	\$186.20	\$1,253.48	\$12.00	\$0.00	\$12,027.40
██████████	\$0.00	\$0.00	\$151.28	\$12.00	\$8,193.60	\$7,995.05
██████████	\$21,211.20	\$186.20	\$1,253.48	\$12.00	\$0.00	\$8,966.54
██████████	\$7,293.40	\$62.40	\$266.90	\$10.00	\$0.00	\$4,178.31
██████████	\$0.00	\$186.20	\$1,253.48	\$12.00	\$8,193.60	\$11,829.94
██████████	\$8,224.56	\$186.20	\$1,253.48	\$12.00	\$0.00	\$6,787.52

**Knott County Water and Sewer District
Case No. 2019-00268
Letcher County Water and Sewer District and City of Hindman's First Request for
Information issued September 6, 2019**

15. According to its 2017 Annual Report, Knott District had 10 full-time employees on December 31, 2017. According to its 2018 Annual Report, Knott District had 12 full-time employees and 2 part-time employees on December 31, 2018. Explain why 3 additional employees (2 full-time and 1 part-time) were added in 2018.

Response:

KCWSD has approximately 260 miles of main water distribution lines and over 3000 water connections with a great deal of service line to each of those connections. KCWSD has over 60 sites including tanks, pumps, valve vaults, telemetry sites, etc. that must be inspected and maintained each month. KCWSD has two shifts a day during the week and extended shifts on the weekends at our water treatment plant. With the growing demand of the system and as KCWSD's system ages, the need for additional employees has grown. Additional workers are currently needed to control water loss, do preventive maintenance, and to meet the growing production demands of our system.

**Knott County Water and Sewer District
Case No. 2019-00268
Letcher County Water and Sewer District and City of Hindman's First Request for
Information issued September 6, 2019**

16. State the annual salary of each member of Knott District's Board of Commissioners.
Explain why Knott District's annual report indicates that members of the Board of Commissioners are not paid a salary.

Response:

KCWSD's annual report is conducted by the auditing firm that is hired to conduct our annual audit. This was an oversight by the auditor and the correct salary for each current commissioner is as follows:

- [REDACTED] - \$500 per month
- [REDACTED] - \$500 per month
- [REDACTED] - \$500 per month
- [REDACTED] - \$500 per month
- [REDACTED] - \$300 per month

**Knott County Water and Sewer District
Case No. 2019-00268
Letcher County Water and Sewer District and City of Hindman's First Request for
Information issued September 6, 2019**

17. Provide a copy of the resolution of the Knott County Fiscal Court in which members of Knott District's Board of Commissioners were authorized their current annual salary. If no resolution is available, provide the minutes of the meeting of the Knott County Fiscal Court in which a salary for the members of the Board of Commissioners was authorized.

Response:

Please see the attached enabling Resolution dated February 10, 1999, which references KRS Chapter 74. The Fiscal Court chose not to directly set salaries. The Knott District Board has chosen to implement KRS 74.020(6) in setting Commissioners' salaries.

**REGULAR MEETING OF THE KNOTT COUNTY FISCAL COURT
FEBRUARY 10, 1999
10:00 AM**

KNOTT COUNTY HUMAN SERVICES CENTER

AGENDA

- A. CALL TO ORDER
- B. ROLL CALL
- C. APPROVAL OF MINUTES
- D. TREASURER'S REPORT

E. BUDGET AMENDMENTS-FIRST READINGS

F. NEW BUSINESS

- 1. Cathy Guess-Kentucky Department for Environmental Protection
- 2. David Cooley-USA Waste
- 3. Appointment of Dog Warden
- 4. Knott County Water and Sewer District
- 5. Personnel-Hiring of Billing Specialist
- 6. Personnel-Hiring of Part-time Jail Employee
- 7. Personnel-Hiring of Road Workers
- 8. Personnel-Hiring of EMT's
- 9. Sheriff's Tax Audits-1996 and 1997
- 10. Old Voting Machines-Declare Surplus
- 11. County Road System Additions
- 12. Bid Opening-Equipment Leases
- 13. Bid Opening-Roadway/Roadway Shoulder Repair
- 14. Appointment of Funds Receiving Agent
- 15. Creation of Emergency Management Agency
- 16. New Justice Center and Jail Facilities
- 17. Claims List
- 18. Transfers-Budget Accounts

- G. COMMENTS FROM CITIZENS
- H. SIGNING OF RESOLUTIONS
- I. ADJOURNMENT

REGULAR MEETING
FEBRUARY 10, 1999

MEMBERS PRESENT - COUNTY JUDGE EXECUTIVE - DONNIE NEWSOME
MAGISTRATE DIST. 1 - HASKEL RITCHIE
MAGISTRATE DIST. 2 - RONNIE ADAMS
MAGISTRATE DIST. 3 - RAY BOLEN
MAGISTRATE DIST. 4 - JAMES HUFF

AGENDA:

- C. APPROVAL OF MINUTES - RAY BOLEN MADE THE MOTION TO APPROVE THE MINUTES OF THE PREVIOUS MEETING. JAMES HUFF SECOND. ALL VOTE YES. MOTION CARRIES.
- D. TREASURER'S REPORT - RAY BOLEN MADE THE MOTION TO APPROVE THE TREASURER'S REPORT. JAMES HUFF SECOND. ALL VOTE YES. MOTION CARRIES.
- E. BUDGET AMENDMENTS - FIRST READINGS - HASKEL RITCHIE MADE THE MOTION TO APPROVE THE FIRST READING. RONNIE ADAMS SECOND. ALL VOTE YES. MOTION CARRIES.
- F. NEW BUSINESS
 - 1. CATHY GUESS - NO MOTION MADE
 - 2. DAVID COOLEY - USA WASTE - DID NOT APPEAR.
 - 3. APPOINTMENT OF DOG WARDEN - RAY BOLEN MADE THE MOTION TO APPOINT ROGER HICKS. RONNIE ADAMS SECOND. ALL VOTE YES. MOTION CARRIES.
 - 4. KNOTT COUNTY WATER AND SEWER DISTRICT - RAY BOLEN MADE THE MOTION TO APPROVE A SPECIAL DISTRICT TO PROVIDE WATER AND SEWER SERVICES FOR KNOTT CO. AS SITED IN THE ATTACHED RESOLUTION TO THE MINUTES. JAMES HUFF SECOND. ALL VOTE YES. MOTION CARRIES.
 - 5. PERSONNEL - HIRING OF BILLING SPECIALIST - RAY BOLEN MADE THE MOTION TO HIRE MALANIE LITTLE. JAMES HUFF SECOND. ALL VOTE YES. MOTION CARRIES.
 - 6. PERSONNEL - HIRING OF PART-TIME JAIL EMPLOYEE - RAY BOLEN MADE THE MOTION TO HIRE CAROLYN NICKLES. RONNIE ADAMS SECOND. ALL VOTE YES. MOTION CARRIES.
 - 7. PERSONNEL - HIRING OF ROAD - RAY BOLEN MADE THE MOTION TO HIRE ROGER SHRUM AND DOUGLAS SPARKMAN AT \$6.86/HR. RONNIE ADAMS SECOND. ALL VOTE YES. MOTION CARRIES.
 - 8. PERSONNEL - HIRING OF EMT'S - RONNIE ADAMS MADE THE MOTION TO HIRE BRANDON R. THOMAS AND DALLAS L. ANDERSON @ \$7.38/HR. RAY BOLEN SECOND. ALL VOTE YES. MOTION CARRIES.
 - 9. SHERIFF'S TAX AUDITS - 1996 AND 1997 - RONNIE ADAMS MADE THE MOTION TO REIMBURSE TO THE KNOTT COUNTY SHERIFF 106.37 FOR OVERPAYMENTS SHOWN THRU HIS 1996 AND 1997 AUDITS. RAY BOLEN SECOND. ALL VOTE YES. MOTION CARRIES.
 - 10. OLD VOTING MACHINES - DECLARE SURPLUS - RONNIE ADAMS MADE THE MOTION TO APPROVE THE DISPOSAL OF ALL OLD OBSOLETE VOTING MACHINES. HASKEL RITCHIE SECOND. ALL VOTE YES. MOTION CARRIES.
 - 11. COUNTY ROAD SYSTEM ADDITIONS - RAY BOLEN MADE THE MOTION TO ADD 6 SPOTS TO 911 SYSTEM. HASKEL RITCHIE SECOND. ALL VOTE YES. MOTION CARRIES.

440

12. BID OPENING - EQUIPMENT LEASES - RONNIE ADAMS MADE THE MOTION TO APPROVE WAYNE SUPPLY'S EQUIPMENTS BID ON A BACKHOE. JAMES HUFF SECOND. ALL VOTE YES EXCEPT FOR HASKLE RITCHIE VOTES NO. MOTION CARRIES.

RONNIE ADAMS MADE THE MOTION TO APPROVE WHAYNE SUPPLY'S BID FOR A GRADER. JAMES HUFF SECOND. ALL VOTE YES. MOTION CARRIES.
13. BID OPENING-ROADWAY/ROADWAY SHOULDER REPAIR - RAY BOLEN MADE THE MOTION TO ACCEPT AND SPLIT EQUALLY PREMIER CONSTUCTION'S BID AND DON'S ESCAVATING BID ON ROADWAY SHOULDER REPAIR. IF EITHER COMPANY DOESN'T WANT TO PARTICIPATE THE WHOLE JOB WILL BE GIVEN TO THE OTHER PARTY. JAMES HUFF SECOND. ALL VOTE YES. MOTION CARRIES.
14. APPOINTMENT OF FUNDS RECEIVING AGENT - RAY BOLEN MADE THE MOTION TO APPOINT EDDIE CAMPBELL. RONNIE ADAMS SECOND. ALL VOTE YES. MOTION CARRIES.
15. CREATION OF EMERGENCY MANAGEMENT AGENCY - RONNIE ADAMS MADE THE MOTION TO APPROVE. JAMES HUFF SECOND. ALL VOTE YES. MOTION CARRIES.
16. NEW JUSTICE CENTER - RONNIE ADAMS MADE THE MOTION TO APPROVE THE RESOLUTION. JAMES HUFF SECOND. ALL VOTE YES. MOTION CARRIES. SEE ATTACHED.
17. CLAIMS LIST - JAMES HUFF MADE THE MOTION TO APPROVE THE CLAIMS LIST AS PRESENTED. RAY BOLEN SECOND. ALL VOTE YES. MOTION CARRIES.
18. TRANSFERS - RAY BOLEN MADE THE MOTION TO APPROVE ALL TRANSFERS. JAMES HUFF SECOND. ALL VOTE YES. MOTION CARRIES.
- G. COMMENTS FROM CITIZEN'S - HASKEL RITCHIE MADE THE MOTION TO LEASE A LOT BESIDE THE COUNTY GARAGE FOR \$200 A MONTH. JAMES HUFF SECOND. ALL VOTE YES. MOTION CARRIES.

MEETING ADJOURNED.

JUDGE EXECUTIVE - DONNIE NEWSOME
MAGISTRATE DIST. 1. HASKEL RITCHIE
MAGISTRATE DIST. 2. RONNIE ADAMS
MAGISTRATE DIST. 3. RAY BOLEN
MAGISTRATE DIST. 4. JAMES HUFF

Donnie Newsome
Haskel Ritchie
Ronnie Adams
Ray Bolen
James Huff

168

2-10-99

A RESOLUTION ESTABLISHING AND CREATING
A SPECIAL DISTRICT TO PROVIDE WATER AND SEWER
SERVICES TO THE RESIDENTS OF KNOTT COUNTY, KENTUCKY

BE IT RESOLVED BY THE KNOTT COUNTY FISCAL COURT
AS FOLLOWS:

WHEREAS, the legislature of the Commonwealth of Kentucky has
delegated responsibility to the local governmental units to adopt and implement ordinances
and resolutions to take action promoting the health, safety and general welfare of the citizens
of Knott County, Kentucky and,

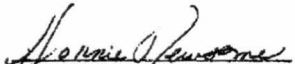
WHEREAS, many rural areas of Knott County do not have adequate potable
water and suitable sanitary sewer septic systems to the meet the needs of the citizens and
residents of those areas, and ,

WHEREAS, the lack of such organized water and sewer systems has lead to
extremely critical environmental problems such as pollution to the streams, rivers and aquifers,
which further creates contaminated drinking water in Knott County, Kentucky,

NOW, THEREFORE, BE IT RESOLVED BY THE KNOTT COUNTY
FISCAL COURT that there is hereby created a special district to be known as THE KNOTT
COUNTY WATER AND SEWER DISTRICT, and shall be governed and operated under the
rules and procedures established under KRS Chapter 74, relating to water districts and KRS
Chapter 220 relating to sanitation districts.

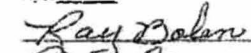
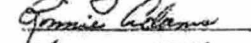
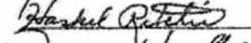
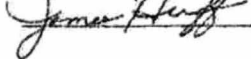
That this special district is created for the purpose of providing county-wide water and sewer systems in order to provide safe and adequate potable water and a sanitary sewer system to adequately deal with the disposal thereof in those areas of the County lacking in such systems.

DATED this 10th day of February, 1999


KNOTT COUNTY JUDGE/EXECUTIVE

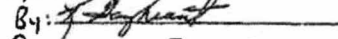
Ayes: _____

NAYS: _____

The vote taken on said Resolution at the Regular Meeting of the Knott County Fiscal Court on February 10th, 1999, the results being as shown above

ATTEST:

By: 
CLERK OF THE FISCAL COURT OF KNOTT COUNTY

Petition for Creation of a County-Wide Water & Sewer District

We the undersigned all being property owners and residents of Knott County do hereby
petition the Knott County Fiscal Court to Create a County-Wide Water and Sewer District for
the
residents of Knott County.

Name	Address	Date
Bill R Francis	Box 205 Maurice, Ky	1-28-99
Roger D. Hicks	36 Left Dry Creek	1-28-99
Erin Shuff	134 Sater Shale Knob	1-28-99
Mary B. Collins	Harrett, Ky. 41630	
Hopew A. Collins	57 Resort Rd. Sarsapar, Ky.	2-11-99

**Knott County Water and Sewer District
Case No. 2019-00268
Letcher County Water and Sewer District and City of Hindman's First Request for
Information issued September 6, 2019**

18. Provide the monthly invoices for the County Retirement System for the test period.

Response:

Please see attached.

To view or edit member contribution information, select the corresponding (member) name link. To add a new record or adjust a previously reported transaction, click **Add Line Item »**. Once all items are correct, click **Submit Report**.

[« Return to Enter Report Detail](#)

Member Contributions

Name	Member ID	Posting Month	Contribution Group	Payment Reason	Salary	EECON	HICON	ERCON	Action	
	260622	01/2018	CNHZNH	Regular Pay w/ Add Creditable Comp	\$2,160.00	\$108.00	\$0.00	\$414.29	Copy	Delete
	1195098	01/2018	CNHZNP	Regular pay	\$832.00	\$0.00	\$0.00	\$0.00	Copy	Delete
	945562	01/2018	CNHZHI	Regular Pay w/ Add Creditable Comp	\$6,236.75	\$311.84	\$62.37	\$1,196.21	Copy	Delete
	1036419	01/2018	CNHZCB	Regular Pay w/ Add Creditable Comp	\$5,260.50	\$263.03	\$52.61	\$1,008.96	Copy	Delete
	723537	01/2018	CNHZHI	Regular Pay w/ Add Creditable Comp	\$2,415.00	\$120.75	\$24.15	\$463.20	Copy	Delete
	594795	01/2018	CNHZHI	Regular Pay w/ Add Creditable Comp	\$3,450.41	\$172.52	\$34.50	\$661.79	Copy	Delete
	386647	01/2018	CNHZNH	Regular Pay w/ Add Creditable Comp	\$3,025.89	\$151.29	\$0.00	\$580.37	Copy	Delete
	1214757	01/2018	CNHZCB	Regular Pay w/ Add Creditable Comp	\$4,708.68	\$235.43	\$47.09	\$903.12	Copy	Delete
	381069	01/2018	CNHZNH	Regular Pay w/ Add Creditable Comp	\$3,607.11	\$180.36	\$0.00	\$691.84	Copy	Delete
	179249	01/2018	CNHZRR	Regular Pay w/ Add Creditable Comp	\$3,282.39	\$0.00	\$0.00	\$629.56	Copy	Delete
	1200369	01/2018	CNHZNP	Regular pay	\$1,286.00	\$0.00	\$0.00	\$0.00	Copy	Delete
	1043185	01/2018	CNHZCB	Regular Pay w/ Add Creditable Comp	\$4,472.05	\$223.60	\$44.72	\$857.74	Copy	Delete
	926002	01/2018	CNHZNH	Leave Without Pay	\$0.00	\$0.00	\$0.00	\$0.00	Copy	Delete
	1186286	01/2018	CNHZCB	Regular Pay w/ Add Creditable Comp	\$3,108.00	\$155.40	\$31.08	\$596.11	Copy	Delete

[Add Line Item »](#)

[Unsubmit Report](#)

To view or edit member contribution information, select the corresponding (member) name link. To add a new record or adjust a previously reported transaction, click [Add Line Item](#). Once all items are correct, click [Submit Report](#).

[Return to Enter Report Detail](#)

Member Contributions

Name	Member ID	Posting Month	Contribution Group	Payment Reason	Salary	EECON	HICON	ERCON	Action
	260622	02/2018	CNHZNH	Regular Pay w/ Add Creditable Comp	\$2,160.00	\$108.00	\$0.00	\$414.29	Copy Delete
	1195098	01/2018	CNHZNP	Regular pay	\$0.00	\$0.00	\$0.00	\$0.00	Copy Delete
	945562	02/2018	CNHZHI	Regular Pay w/ Add Creditable Comp	\$4,436.50	\$221.83	\$44.37	\$850.92	Copy Delete
	1036419	02/2018	CNHZCB	Regular Pay w/ Add Creditable Comp	\$3,703.50	\$185.18	\$37.04	\$710.33	Copy Delete
	723537	02/2018	CNHZHI	Regular Pay w/ Add Creditable Comp	\$2,490.00	\$124.50	\$24.90	\$477.58	Copy Delete
	594795	02/2018	CNHZHI	Regular Pay w/ Add Creditable Comp	\$2,838.33	\$141.92	\$28.38	\$544.39	Copy Delete
	386647	02/2018	CNHZNH	Regular Pay w/ Add Creditable Comp	\$3,030.28	\$151.51	\$0.00	\$581.21	Copy Delete
	1214757	02/2018	CNHZCB	Regular Pay w/ Add Creditable Comp	\$4,538.48	\$226.92	\$45.38	\$870.48	Copy Delete
	179249	02/2018	CNHZRR	Regular Pay w/ Add Creditable Comp	\$3,059.28	\$0.00	\$0.00	\$586.77	Copy Delete
	381069	02/2018	CNHZNH	Regular Pay w/ Add Creditable Comp	\$3,430.35	\$171.52	\$0.00	\$657.94	Copy Delete
	1200369	02/2018	CNHZCB	Regular pay	\$1,651.50	\$82.58	\$16.52	\$316.76	Copy Delete
	1200369	01/2018	CNHZCB	Regular pay	\$224.00	\$11.20	\$2.24	\$42.96	Copy Delete
	1043185	02/2018	CNHZCB	Regular Pay w/ Add Creditable Comp	\$4,476.44	\$223.82	\$44.76	\$858.58	Copy Delete
	926002	02/2018	CNHZNH	Leave Without Pay	\$0.00	\$0.00	\$0.00	\$0.00	Copy Delete
	1186286	02/2018	CNHZCB	Regular Pay w/ Add Creditable Comp	\$2,534.00	\$126.70	\$25.34	\$486.02	Copy Delete

[Add Line Item](#)

[Unsubmit Report](#)

To view or edit member contribution information, select the corresponding (member) name link. To add a new record or adjust a previously reported transaction, click [Add Line Item »](#). Once all items are correct, click [Submit Report](#).

[« Return to Enter Report Detail](#)

Member Contributions

Name	Member ID	Posting Month	Contribution Group	Payment Reason	Salary	EECON	HICON	ERCON	Action
	260622	03/2018	CNHZNH	Regular Pay w/ Add Creditable Comp	\$2,811.38	\$140.57	\$0.00	\$539.22	Copy Delete
	1239811	03/2018	CNHZNP	Regular pay	\$640.00	\$0.00	\$0.00	\$0.00	Copy Delete
	945562	03/2018	CNHZHI	Regular Pay w/ Add Creditable Comp	\$4,042.25	\$202.11	\$40.42	\$775.30	Copy Delete
	1036419	03/2018	CNHZCB	Regular Pay w/ Add Creditable Comp	\$3,667.50	\$183.38	\$36.68	\$703.43	Copy Delete
	723537	03/2018	CNHZHI	Regular Pay w/ Add Creditable Comp	\$3,022.50	\$151.13	\$30.23	\$579.72	Copy Delete
	594795	03/2018	CNHZHI	Regular Pay w/ Add Creditable Comp	\$3,598.22	\$179.91	\$35.98	\$690.14	Copy Delete
	386647	03/2018	CNHZNH	Regular Pay w/ Add Creditable Comp	\$3,787.85	\$189.39	\$0.00	\$726.51	Copy Delete
	1214757	03/2018	CNHZCB	Regular Pay w/ Add Creditable Comp	\$5,673.10	\$283.66	\$56.73	\$1,088.10	Copy Delete
	381069	03/2018	CNHZNH	Regular Pay w/ Add Creditable Comp	\$4,158.00	\$207.90	\$0.00	\$797.50	Copy Delete
	179249	03/2018	CNHZRR	Regular Pay w/ Add Creditable Comp	\$3,755.85	\$0.00	\$0.00	\$720.37	Copy Delete
	1200369	03/2018	CNHZCB	Regular pay	\$1,960.00	\$98.00	\$19.60	\$375.93	Copy Delete
	1043185	03/2018	CNHZCB	Regular Pay w/ Add Creditable Comp	\$5,595.55	\$279.78	\$55.96	\$1,073.23	Copy Delete
	926002	03/2018	CNHZNH	Leave Without Pay	\$0.00	\$0.00	\$0.00	\$0.00	Copy Delete
	1186286	03/2018	CNHZCB	Regular Pay w/ Add Creditable Comp	\$3,115.00	\$155.75	\$31.15	\$597.46	Copy Delete

[Add Line Item »](#)

[Unsubmit Report](#)

To view or edit member contribution information, select the corresponding (member) name link. To add a new record or adjust a previously reported transaction, click [Add Line Item »](#). Once all items are correct, click [Submit Report](#).

[« Return to Enter Report Detail](#)

Member Contributions

Name	Member ID	Posting Month	Contribution Group	Payment Reason	Salary	EECON	HICON	ERCON	Action
	260622	04/2018	CNHZNH	Regular Pay w/ Add Creditable Comp	\$2,215.69	\$110.78	\$0.00	\$424.97	Copy Delete
	1239811	04/2018	CNHZNP	Regular pay	\$1,720.00	\$0.00	\$0.00	\$0.00	Copy Delete
	945562	04/2018	CNHZHI	Regular Pay w/ Add Creditable Comp	\$3,610.00	\$180.50	\$36.10	\$692.40	Copy Delete
	1036419	04/2018	CNHZCB	Regular Pay w/ Add Creditable Comp	\$3,276.00	\$163.80	\$32.76	\$628.34	Copy Delete
	723537	04/2018	CNHZHI	Regular Pay w/ Add Creditable Comp	\$2,535.00	\$126.75	\$25.35	\$486.21	Copy Delete
	594795	04/2018	CNHZHI	Regular Pay w/ Add Creditable Comp	\$2,928.71	\$146.44	\$29.29	\$561.73	Copy Delete
	386647	04/2018	CNHZNH	Regular Pay w/ Add Creditable Comp	\$3,030.28	\$151.51	\$0.00	\$581.21	Copy Delete
	1214757	04/2018	CNHZCB	Regular Pay w/ Add Creditable Comp	\$4,538.48	\$226.92	\$45.38	\$870.48	Copy Delete
	179249	04/2018	CNHZRR	Regular Pay w/ Add Creditable Comp	\$3,006.78	\$0.00	\$0.00	\$576.70	Copy Delete
	381069	04/2018	CNHZNH	Regular Pay w/ Add Creditable Comp	\$3,326.40	\$166.32	\$0.00	\$638.00	Copy Delete
	1200369	04/2018	CNHZCB	Regular pay	\$1,600.00	\$80.00	\$16.00	\$306.88	Copy Delete
	1043185	04/2018	CNHZCB	Regular Pay w/ Add Creditable Comp	\$4,476.44	\$223.82	\$44.76	\$858.58	Copy Delete
	926002	04/2018	CNHZNH	Leave Without Pay	\$0.00	\$0.00	\$0.00	\$0.00	Copy Delete
	1186286	04/2018	CNHZCB	Regular Pay w/ Add Creditable Comp	\$2,957.50	\$147.88	\$29.58	\$567.25	Copy Delete

[Add Line Item »](#)

[Unsubmit Report](#)

To view or edit member contribution information, select the corresponding (member) name link. To add a new record or adjust a previously reported contribution, click [Add Line Item](#). Once all items are correct, click [Submit Report](#).

[Return to Enter Report Detail](#)

Member Contributions

Name	Member ID	Posting Month	Contribution Group	Payment Reason	Salary	EECON	HICON	ERCON	Action	
	260622	05/2018	CNHZNH	Regular Pay w/ Add Creditable Comp	\$2,160.00	\$108.00	\$0.00	\$414.29	Copy	Delete
	1239811	05/2018	CNHZCB	Regular pay	\$2,217.50	\$110.88	\$22.18	\$425.32	Copy	Delete
	945562	05/2018	CNHZHI	Regular Pay w/ Add Creditable Comp	\$3,946.25	\$197.31	\$39.46	\$756.89	Copy	Delete
	1036419	05/2018	CNHZCB	Regular Pay w/ Add Creditable Comp	\$3,042.00	\$152.10	\$30.42	\$583.46	Copy	Delete
	723537	05/2018	CNHZHI	Regular Pay w/ Add Creditable Comp	\$2,568.75	\$128.44	\$25.69	\$492.69	Copy	Delete
	594795	05/2018	CNHZHI	Regular Pay w/ Add Creditable Comp	\$3,479.24	\$173.96	\$34.79	\$667.32	Copy	Delete
	386647	05/2018	CNHZNH	Regular Pay w/ Add Creditable Comp	\$3,030.28	\$151.51	\$0.00	\$581.21	Copy	Delete
	1214757	05/2018	CNHZCB	Regular Pay w/ Add Creditable Comp	\$4,538.48	\$226.92	\$45.38	\$870.48	Copy	Delete
	381069	05/2018	CNHZNH	Regular Pay w/ Add Creditable Comp	\$3,471.93	\$173.60	\$0.00	\$665.92	Copy	Delete
	179249	05/2018	CNHZRR	Regular Pay w/ Add Creditable Comp	\$3,332.28	\$0.00	\$0.00	\$639.13	Copy	Delete
	1200369	05/2018	CNHZCB	Regular pay	\$1,660.00	\$83.00	\$16.60	\$318.39	Copy	Delete
	1043185	05/2018	CNHZCB	Regular Pay w/ Add Creditable Comp	\$4,476.44	\$223.82	\$44.76	\$858.58	Copy	Delete
	926002	05/2018	CNHZNH	Leave Without Pay	\$0.00	\$0.00	\$0.00	\$0.00	Copy	Delete
	1186286	05/2018	CNHZCB	Regular Pay w/ Add Creditable Comp	\$2,597.00	\$129.85	\$25.97	\$498.10	Copy	Delete

[Add Line Item](#)

[Unsubmit Report](#)

To view or edit member contribution information, select the corresponding (member) name link. To add a new record or adjust a previously reported transaction, click [Add Line Item](#). Once all items are correct, click [Submit Report](#).

[Return to Enter Report Detail](#)

Member Contributions

Name	Member ID	Posting Month	Contribution Group	Payment Reason	Salary	EECON	HICON	ERCON	Action
	260622	06/2018	CNHZNH	Regular Pay w/ Add Creditable Comp	\$2,700.00	\$135.00	\$0.00	\$517.86	Copy Delete
	1239811	06/2018	CNHZCB	Regular pay	\$2,702.50	\$135.13	\$27.03	\$518.34	Copy Delete
	945562	06/2018	CNHZHI	Regular Pay w/ Add Creditable Comp	\$4,210.00	\$210.50	\$42.10	\$807.48	Copy Delete
	1036419	06/2018	CNHZCB	Regular Pay w/ Add Creditable Comp	\$3,856.50	\$192.83	\$38.57	\$739.68	Copy Delete
	723537	06/2018	CNHZHI	Regular Pay w/ Add Creditable Comp	\$3,033.75	\$151.69	\$30.34	\$581.87	Copy Delete
	594795	06/2018	CNHZHI	Regular Pay w/ Add Creditable Comp	\$3,939.21	\$196.96	\$39.39	\$755.54	Copy Delete
	386647	06/2018	CNHZNH	Regular Pay w/ Add Creditable Comp	\$3,787.85	\$189.39	\$0.00	\$726.51	Copy Delete
	1214757	06/2018	CNHZCB	Regular Pay w/ Add Creditable Comp	\$5,673.10	\$283.66	\$56.73	\$1,088.10	Copy Delete
	179249	06/2018	CNHZRR	Regular Pay w/ Add Creditable Comp	\$3,902.85	\$0.00	\$0.00	\$748.57	Copy Delete
	381069	06/2018	CNHZNH	Regular Pay w/ Add Creditable Comp	\$4,261.95	\$213.10	\$0.00	\$817.44	Copy Delete
	1200369	06/2018	CNHZCB	Regular pay	\$2,257.50	\$112.88	\$22.58	\$432.99	Copy Delete
	1043185	06/2018	CNHZCB	Regular Pay w/ Add Creditable Comp	\$5,595.55	\$279.78	\$55.96	\$1,073.23	Copy Delete
	926002	06/2018	CNHZNH	Leave Without Pay	\$0.00	\$0.00	\$0.00	\$0.00	Copy Delete
	1186286	06/2018	CNHZCB	Regular Pay w/ Add Creditable Comp	\$2,485.00	\$124.25	\$24.85	\$476.62	Copy Delete

[Add Line Item](#)

[Unsubmit Report](#)

To view or edit member contribution information, select the corresponding (member) name link. To add a new record or adjust a previously reported transaction, click **Add Line Item »**. Once all items are correct, click **Submit Report**.

[« Return to Enter Report Detail](#)

Member Contributions

Name	Member ID	Posting Month	Contribution Group	Payment Reason	Salary	EECON	HICON	ERCON	Action
	260622	07/2018	CNHZNH	Regular Pay w/ Add Creditable Comp	\$2,160.00	\$108.00	\$0.00	\$463.97	Copy Delete
	1239811	07/2018	CNHZCB	Regular pay	\$1,955.00	\$97.75	\$19.55	\$419.93	Copy Delete
	945562	07/2018	CNHZHI	Regular Pay w/ Add Creditable Comp	\$3,765.00	\$188.25	\$37.65	\$808.72	Copy Delete
		07/2018	CNHZNP	Regular pay	\$136.00	\$0.00	\$0.00	\$0.00	Copy Delete
	1036419	07/2018	CNHZCB	Regular Pay w/ Add Creditable Comp	\$3,078.00	\$153.90	\$30.78	\$661.15	Copy Delete
	723537	07/2018	CNHZHI	Regular Pay w/ Add Creditable Comp	\$2,400.00	\$120.00	\$24.00	\$515.52	Copy Delete
	594795	07/2018	CNHZHI	Regular Pay w/ Add Creditable Comp	\$2,764.40	\$138.22	\$27.64	\$593.79	Copy Delete
	386647	07/2018	CNHZNH	Regular Pay w/ Add Creditable Comp	\$3,030.28	\$151.51	\$0.00	\$650.90	Copy Delete
	1214757	07/2018	CNHZCB	Regular Pay w/ Add Creditable Comp	\$4,538.48	\$226.92	\$45.38	\$974.87	Copy Delete
	381069	07/2018	CNHZNH	Regular Pay w/ Add Creditable Comp	\$3,326.40	\$166.32	\$0.00	\$714.51	Copy Delete
	179249	07/2018	CNHZRR	Regular Pay w/ Add Creditable Comp	\$2,912.28	\$0.00	\$0.00	\$625.56	Copy Delete
	1200369	07/2018	CNHZCB	Regular pay	\$1,595.00	\$79.75	\$15.95	\$342.61	Copy Delete
	1043185	07/2018	CNHZCB	Regular Pay w/ Add Creditable Comp	\$4,476.44	\$223.82	\$44.76	\$961.54	Copy Delete
	926002	07/2018	CNHZNH	Leave Without Pay	\$0.00	\$0.00	\$0.00	\$0.00	Copy Delete
	1186286	07/2018	CNHZCB	Regular Pay w/ Add Creditable Comp	\$2,660.00	\$133.00	\$26.60	\$571.37	Copy Delete

[Add Line Item »](#)

[Unsubmit Report](#)

To view or edit member contribution information, select the corresponding (member) name link. To add a new record or adjust a previously reported contribution, click **Add Line Item »**. Once all items are correct, click **Submit Report**.

[« Return to Enter Report Detail](#)

Member Contributions

Name	Member ID	Posting Month	Contribution Group	Payment Reason	Salary	EECON	HICON	ERCON	Action
	260622	08/2018	CNHZNH	Regular Pay w/ Add Creditable Comp	\$2,791.13	\$139.56	\$0.00	\$599.53	Copy Delete
	1239811	08/2018	CNHZCB	Regular pay	\$2,690.00	\$134.50	\$26.90	\$577.81	Copy Delete
	945562	08/2018	CNHZHI	Regular Pay w/ Add Creditable Comp	\$4,465.00	\$223.25	\$44.65	\$959.08	Copy Delete
	1255853	08/2018	CNHZNP	Regular pay	\$1,488.00	\$0.00	\$0.00	\$0.00	Copy Delete
	1036419	08/2018	CNHZCB	Regular Pay w/ Add Creditable Comp	\$3,627.00	\$181.35	\$36.27	\$779.08	Copy Delete
	723537	08/2018	CNHZHI	Regular Pay w/ Add Creditable Comp	\$3,000.00	\$150.00	\$30.00	\$644.40	Copy Delete
	594795	08/2018	CNHZHI	Regular Pay w/ Add Creditable Comp	\$3,758.45	\$187.92	\$37.58	\$807.32	Copy Delete
	386647	08/2018	CNHZNH	Regular Pay w/ Add Creditable Comp	\$3,787.85	\$189.39	\$0.00	\$813.63	Copy Delete
	1214757	08/2018	CNHZCB	Regular Pay w/ Add Creditable Comp	\$5,673.10	\$283.66	\$56.73	\$1,218.58	Copy Delete
	179249	08/2018	CNHZRR	Regular Pay w/ Add Creditable Comp	\$3,587.85	\$0.00	\$0.00	\$770.67	Copy Delete
	381069	08/2018	CNHZNH	Regular Pay w/ Add Creditable Comp	\$4,158.00	\$207.90	\$0.00	\$893.14	Copy Delete
	1200369	08/2018	CNHZCB	Regular pay	\$2,000.00	\$100.00	\$20.00	\$429.60	Copy Delete
	1043185	08/2018	CNHZCB	Regular Pay w/ Add Creditable Comp	\$5,595.55	\$279.78	\$55.96	\$1,201.92	Copy Delete
	926002	08/2018	CNHZNH	Leave Without Pay	\$0.00	\$0.00	\$0.00	\$0.00	Copy Delete
	1186286	08/2018	CNHZCB	Regular Pay w/ Add Creditable Comp	\$3,152.50	\$157.63	\$31.53	\$677.16	Copy Delete

[Add Line Item »](#)

[Unsubmit Report](#)

To view or edit member contribution information, select the corresponding (member) name link. To add a new record or adjust a previously reported contribution, click [Add Line Item »](#). Once all items are correct, click [Submit Report](#).

[« Return to Enter Report Detail](#)

Member Contributions

Name	Member ID	Posting Month	Contribution Group	Payment Reason	Salary	EECON	HICON	ERCON	Action
	260622	09/2018	CNHZNH	Regular Pay w/ Add Creditable Comp	\$2,210.63	\$110.53	\$0.00	\$474.84	Copy Delete
	1239811	09/2018	CNHZCB	Regular pay	\$2,142.50	\$107.13	\$21.43	\$460.21	Copy Delete
	945562	09/2018	CNHZHI	Regular Pay w/ Add Creditable Comp	\$3,335.00	\$166.75	\$33.35	\$716.36	Copy Delete
	1255853	09/2018	CNHZNP	Regular pay	\$884.00	\$0.00	\$0.00	\$0.00	Copy Delete
	1036419	09/2018	CNHZCB	Regular Pay w/ Add Creditable Comp	\$3,024.00	\$151.20	\$30.24	\$649.56	Copy Delete
	594795	09/2018	CNHZHI	Regular Pay w/ Add Creditable Comp	\$3,084.83	\$154.24	\$30.85	\$662.62	Copy Delete
	723537	09/2018	CNHZHI	Regular Pay w/ Add Creditable Comp	\$2,482.50	\$124.13	\$24.83	\$533.24	Copy Delete
	386647	09/2018	CNHZNH	Regular Pay w/ Add Creditable Comp	\$3,030.28	\$151.51	\$0.00	\$650.90	Copy Delete
	1214757	09/2018	CNHZCB	Regular Pay w/ Add Creditable Comp	\$4,538.48	\$226.92	\$45.38	\$974.87	Copy Delete
	381069	09/2018	CNHZNH	Regular Pay w/ Add Creditable Comp	\$3,326.40	\$166.32	\$0.00	\$714.51	Copy Delete
	179249	09/2018	CNHZRR	Regular Pay w/ Add Creditable Comp	\$3,188.78	\$0.00	\$0.00	\$684.95	Copy Delete
	1200369	09/2018	CNHZCB	Regular pay	\$1,752.50	\$87.63	\$17.53	\$376.44	Copy Delete
	1043185	09/2018	CNHZCB	Regular Pay w/ Add Creditable Comp	\$4,476.44	\$223.82	\$44.76	\$961.54	Copy Delete
	926002	09/2018	CNHZNH	Leave Without Pay	\$0.00	\$0.00	\$0.00	\$0.00	Copy Delete
	1186286	09/2018	CNHZCB	Regular Pay w/ Add Creditable Comp	\$2,520.00	\$126.00	\$25.20	\$541.30	Copy Delete

[Add Line Item »](#)

[Unsubmit Report](#)

To view or edit member contribution information, select the corresponding (member) name link. To add a new record or adjust a previously reported transaction, click [Add Line Item »](#). Once all items are correct, click [Submit Report](#).

[« Return to Enter Report Detail](#)

Member Contributions

Name	Member ID	Posting Month	Contribution Group	Payment Reason	Salary	EECON	HICON	ERCON	Action	
	260622	10/2018	CNHZNH	Regular Pay w/ Add Creditable Comp	\$2,160.00	\$108.00	\$0.00	\$463.97	Copy	Delete
	1239811	10/2018	CNHZCB	Regular pay	\$2,222.00	\$111.10	\$22.22	\$477.29	Copy	Delete
	945562	10/2018	CNHZHI	Regular Pay w/ Add Creditable Comp	\$3,395.00	\$169.75	\$33.95	\$729.25	Copy	Delete
	1255853	10/2018	CNHZNP	Regular pay	\$720.00	\$0.00	\$0.00	\$0.00	Copy	Delete
	1036419	10/2018	CNHZCB	Regular Pay w/ Add Creditable Comp	\$2,880.00	\$144.00	\$28.80	\$618.62	Copy	Delete
	723537	10/2018	CNHZHI	Regular Pay w/ Add Creditable Comp	\$2,400.00	\$120.00	\$24.00	\$515.52	Copy	Delete
	594795	10/2018	CNHZHI	Regular Pay w/ Add Creditable Comp	\$2,752.06	\$137.60	\$27.52	\$591.14	Copy	Delete
	386647	10/2018	CNHZNH	Regular Pay w/ Add Creditable Comp	\$3,030.28	\$151.51	\$0.00	\$650.90	Copy	Delete
	1214757	10/2018	CNHZCB	Regular Pay w/ Add Creditable Comp	\$4,538.48	\$226.92	\$45.38	\$974.87	Copy	Delete
	179249	10/2018	CNHZRR	Regular Pay w/ Add Creditable Comp	\$2,912.28	\$0.00	\$0.00	\$625.56	Copy	Delete
	381069	10/2018	CNHZNH	Regular Pay w/ Add Creditable Comp	\$3,409.56	\$170.48	\$0.00	\$732.37	Copy	Delete
	1200369	10/2018	CNHZCB	Regular pay	\$1,754.50	\$87.73	\$17.55	\$376.87	Copy	Delete
	1043185	10/2018	CNHZCB	Regular Pay w/ Add Creditable Comp	\$4,476.44	\$223.82	\$44.76	\$961.54	Copy	Delete
	926002	10/2018	CNHZNH	Leave Without Pay	\$0.00	\$0.00	\$0.00	\$0.00	Copy	Delete
	1186286	10/2018	CNHZCB	Regular Pay w/ Add Creditable Comp	\$2,400.00	\$120.00	\$24.00	\$515.52	Copy	Delete

[Add Line Item »](#)

[Unsubmit Report](#)

To view or edit member contribution information, select the corresponding (member) name link. To add a new record or adjust a previously reported transaction, click **Add Line Item »**. Once all items are correct, click **Submit Report**.

[« Return to Enter Report Detail](#)

Member Contributions

Name	Member ID	Posting Month	Contribution Group	Payment Reason	Salary	EECON	HICON	ERCON	Action	
	260622	11/2018	CNHZNH	Regular Pay w/ Add Creditable Comp	\$2,740.50	\$137.03	\$0.00	\$588.66	Copy	Delete
	1239811	11/2018	CNHZCB	Regular pay	\$2,741.75	\$137.09	\$27.42	\$588.93	Copy	Delete
	945562	11/2018	CNHZHI	Regular Pay w/ Add Creditable Comp	\$4,600.00	\$230.00	\$46.00	\$988.08	Copy	Delete
	1255853	11/2018	CNHZNP	Regular pay	\$656.00	\$0.00	\$0.00	\$0.00	Copy	Delete
	1036419	11/2018	CNHZCB	Regular Pay w/ Add Creditable Comp	\$4,225.50	\$211.28	\$42.26	\$907.64	Copy	Delete
	723537	11/2018	CNHZHI	Regular Pay w/ Add Creditable Comp	\$3,060.00	\$153.00	\$30.60	\$657.29	Copy	Delete
	594795	11/2018	CNHZHI	Regular Pay w/ Add Creditable Comp	\$3,906.27	\$195.31	\$39.06	\$839.07	Copy	Delete
	386647	11/2018	CNHZNH	Regular Pay w/ Add Creditable Comp	\$3,787.85	\$189.39	\$0.00	\$813.63	Copy	Delete
	1214757	11/2018	CNHZCB	Regular Pay w/ Add Creditable Comp	\$5,673.10	\$283.66	\$56.73	\$1,218.58	Copy	Delete
	381069	11/2018	CNHZNH	Regular Pay w/ Add Creditable Comp	\$4,324.32	\$216.22	\$0.00	\$928.86	Copy	Delete
	179249	11/2018	CNHZRR	Regular Pay w/ Add Creditable Comp	\$3,587.85	\$0.00	\$0.00	\$770.67	Copy	Delete
	1200369	11/2018	CNHZCB	Regular pay	\$2,238.50	\$111.93	\$22.39	\$480.83	Copy	Delete
	1043185	11/2018	CNHZCB	Regular Pay w/ Add Creditable Comp	\$5,595.55	\$279.78	\$55.96	\$1,201.92	Copy	Delete
	926002	11/2018	CNHZNH	Leave Without Pay	\$0.00	\$0.00	\$0.00	\$0.00	Copy	Delete
	1186286	11/2018	CNHZCB	Regular Pay w/ Add Creditable Comp	\$3,300.00	\$165.00	\$33.00	\$708.84	Copy	Delete

[Add Line Item »](#)

[Unsubmit Report](#)

To view or edit member contribution information, select the corresponding (member) name link. To add a new record or adjust a previously reported contribution, click [Add Line Item >](#). Once all items are correct, click [Submit Report](#).

[Return to Enter Report Detail](#)

Member Contributions

Name	Member ID	Posting Month	Contribution Group	Payment Reason	Salary	EECON	HICON	ERCON	Action	
	260622	12/2018	CNHZNH	Regular Pay w/ Add Creditable Comp	\$2,160.00	\$108.00	\$0.00	\$463.97	Copy	Delete
	1239811	12/2018	CNHZCB	Regular pay	\$2,400.75	\$120.04	\$24.01	\$515.68	Copy	Delete
	945562	12/2018	CNHZHI	Regular Pay w/ Add Creditable Comp	\$3,395.00	\$169.75	\$33.95	\$729.25	Copy	Delete
	1255853	12/2018	CNHZNP	Leave Without Pay	\$0.00	\$0.00	\$0.00	\$0.00	Copy	Delete
	1036419	12/2018	CNHZCB	Regular Pay w/ Add Creditable Comp	\$2,880.00	\$144.00	\$28.80	\$618.62	Copy	Delete
	723537	12/2018	CNHZHI	Regular Pay w/ Add Creditable Comp	\$2,433.75	\$121.69	\$24.34	\$522.77	Copy	Delete
	594795	12/2018	CNHZHI	Regular Pay w/ Add Creditable Comp	\$2,838.33	\$141.92	\$28.38	\$609.67	Copy	Delete
	386647	12/2018	CNHZNH	Regular Pay w/ Add Creditable Comp	\$3,030.28	\$151.51	\$0.00	\$650.90	Copy	Delete
	1214757	12/2018	CNHZCB	Regular Pay w/ Add Creditable Comp	\$4,538.48	\$226.92	\$45.38	\$974.87	Copy	Delete
	381069	12/2018	CNHZNH	Regular Pay w/ Add Creditable Comp	\$3,326.40	\$166.32	\$0.00	\$714.51	Copy	Delete
	179249	12/2018	CNHZRR	Regular Pay w/ Add Creditable Comp	\$2,870.28	\$0.00	\$0.00	\$616.54	Copy	Delete
	1200369	12/2018	CNHZCB	Regular pay	\$1,760.00	\$88.00	\$17.60	\$378.05	Copy	Delete
	1043185	12/2018	CNHZCB	Regular Pay w/ Add Creditable Comp	\$4,476.44	\$223.82	\$44.76	\$961.54	Copy	Delete
	926002	12/2018	CNHZNH	Leave Without Pay	\$0.00	\$0.00	\$0.00	\$0.00	Copy	Delete
	1186286	12/2018	CNHZCB	Regular Pay w/ Add Creditable Comp	\$2,568.75	\$128.44	\$25.69	\$551.77	Copy	Delete

[Add Line Item >](#)

[Unsubmit Report](#)



Kentucky Retirement Systems

Perimeter Park West | 1260 Louisville Rd. | Frankfort KY 40601-6124
Phone: (502) 696-8800 | Fax: (502) 696-8822 | kyret.ky.gov

Item 18
Page 14 of 37
Witness: Kyle Smith

6230/N060

Health Insurance Reimbursements Invoice

Employer Information			
Employer Name: KNOTT COUNTY WATER AND SEWER			Employer Code: N060
Address: 7777 BIG BRANCH ROAD	City: VICCO	State: KY	Zip Code: 41773

Invoice Details

Invoice Number: 260282
Due Date: 3/22/2018
Amount Due: \$334.73

Payment Instructions

You are required by KRS 61.637(17)(d)4. to reimburse Kentucky Retirement Systems for the single coverage health insurance premium for employees you have employed in a regular full time position after September 1, 2008, who have retired from one of the systems administered by Kentucky Retirement Systems. You only have to reimburse Kentucky Retirement Systems for the single coverage health insurance premium if your employee who is a retired member elected health insurance coverage through Kentucky Retirement Systems.

This billing represents your agency's employees, who are reemployed and elected health insurance coverage through Kentucky Retirement Systems. Payment is due 30 days from the date of this memorandum. If your agency participates in EMARS, you may pay by Internal Transaction Agreement (ITA).

Please select this invoice for payment to be included with your next monthly Contribution Report. This invoice can be selected as part of the Summary submission process.

You may alternatively remit a check or money order payable to the Kentucky State Treasurer. Please include your Employer ID and the Invoice Number listed above on your check or money order.

Mail your payment and this voucher to our office at 1260 Louisville Road, Frankfort, Kentucky 40601.

Please contact your Employer Compliance and Education Representative at (502)696-8810 or 1-888-696-8810 if you have any questions.



Kentucky Retirement Systems

Perimeter Park West | 1260 Louisville Rd. | Frankfort KY 40601-6124
Phone: (502) 696-8800 | Fax: (502) 696-8822 | kyret.ky.gov

6230/

Health Insurance Reimbursement Voucher

Employer Information			
Employer Name: KNOTT COUNTY WATER AND SEWER			Employer Code: [REDACTED]
Address: 7777 BIG BRANCH ROAD	City: VICCO	State: KY	Zip Code: 41773

Payment Details

Invoice Number: 260282	Amount Due: \$334.73	For KRS Use Only
Date: 3/22/2018		CERSNHZ HINSREIMB \$334.73



Kentucky Retirement Systems

Perimeter Park West | 1260 Louisville Rd. | Frankfort KY 40601-6124
Phone: (502) 696-8800 | Fax: (502) 696-8822 | kyret.ky.gov

Item 18
Page 15 of 37
Witness: Kyle Smith

6230/

Health Insurance Reimbursements Invoice

Employer Information

Employer Name: KNOTT COUNTY WATER AND SEWER

Employer Code:

Address: 7777 BIG BRANCH ROAD

City: VICCO

State: KY

Zip Code: 41773

Invoice Details

Invoice Number: 260282

Comments:

Due Date: 3/22/2018

Amount Due: \$334.73

Member ID

Last 4 SSN Digits

Member Name

Posting Month

Amount Due

179249

1/2018

\$334.73

Total Due:

\$334.73



Kentucky Retirement Systems

Perimeter Park West | 1260 Louisville Rd. | Frankfort KY 40601-6124
Phone: (502) 696-8800 | Fax: (502) 696-8822 | kyret.ky.gov

Item 18
Page 16 of 37
Witness: Kyle Smith

6230/

Health Insurance Reimbursements Invoice

Employer Information

Employer Name: KNOTT COUNTY WATER AND SEWER			Employer Code
Address: 7777 BIG BRANCH ROAD	City: VICCO	State: KY	Zip Code: 41773

Invoice Details

Invoice Number: 257529
Due Date: 2/8/2018
Amount Due: \$340.57

Payment Instructions

You are required by KRS 61.637(17)(d)4 to reimburse Kentucky Retirement Systems for the single coverage health insurance premium for employees you have employed in a regular full time position after September 1, 2008, who have retired from one of the systems administered by Kentucky Retirement Systems. You only have to reimburse Kentucky Retirement Systems for the single coverage health insurance premium if your employee who is a retired member elected health insurance coverage through Kentucky Retirement Systems.

This billing represents your agency's employees, who are reemployed and elected health insurance coverage through Kentucky Retirement Systems. Payment is due 30 days from the date of this memorandum. If your agency participates in EMARS, you may pay by Internal Transaction Agreement (ITA).

se select this invoice for payment to be included with your next monthly Contribution Report. This invoice can be selected as of the Summary submission process.

You may alternatively remit a check or money order payable to the Kentucky State Treasurer. Please include your Employer ID and the Invoice Number listed above on your check or money order.

Mail your payment and this voucher to our office at 1260 Louisville Road, Frankfort, Kentucky 40601.

Please contact your Employer Compliance and Education Representative at (502)696-8810 or 1-888-696-8810 if you have any questions.



Kentucky Retirement Systems

Perimeter Park West | 1260 Louisville Rd. | Frankfort KY 40601-6124
Phone: (502) 696-8800 | Fax: (502) 696-8822 | kyret.ky.gov

6230/

Health Insurance Reimbursement Voucher

Employer Information

Employer Name: KNOTT COUNTY WATER AND SEWER			Employer Code
Address: 7777 BIG BRANCH ROAD	City: VICCO	State: KY	Zip Code: 41773

Payment Details

Invoice Number: 257529	Amount Due: \$340.57	For KRS Use Only
Due Date: 2/8/2018		CERSNHZ HINSREIMB \$340.57



Kentucky Retirement Systems

Perimeter Park West | 1260 Louisville Rd. | Frankfort KY 40601-6124
Phone: (502) 696-8800 | Fax: (502) 696-8822 | kyret.ky.gov

Item 18
Page 17 of 37
Witness: Kyle Smith

6230/

Health Insurance Reimbursements Invoice

Employer Information

Employer Name: KNOTT COUNTY WATER AND SEWER

Employer Code:

Address: 7777 BIG BRANCH ROAD

City: VICCO

State: KY

Zip Code: 41773

Invoice Details

Invoice Number: 257529

Comments:

Due Date: 2/8/2018

Amount Due: \$340.57

Member ID	Last 4 SSN Digits	Member Name	Posting Month	Amount Due
179249			12/2017	\$340.57
Total Due:				\$340.57



Kentucky Retirement Systems

Perimeter Park West I1260 Louisville Rd. | Frankfort KY 40601-6124
Phone: (502) 696-8800 | Fax: (502) 696-8822 | kyret.ky.gov

Item 18
Page 18 of 37
Witness: Kyle Smith

6230/

Health Insurance Reimbursements Invoice

Employer Information

Employer Name: KNOTT COUNTY WATER AND SEWER

Employer Code:

Address: 7777 BIG BRANCH ROAD

City: VICCO

State: KY

Zip Code: 41773

Invoice Details

Invoice Number: 263024

Due Date: 4/19/2018

Amount Due: \$334.73

Payment Instructions

You are required by KRS 61.637(17)(d)4. to reimburse Kentucky Retirement Systems for the single coverage health insurance premium for employees you have employed in a regular full time position after September 1, 2008, who have retired from one of the systems administered by Kentucky Retirement Systems. You only have to reimburse Kentucky Retirement Systems for the single coverage health insurance premium if your employee who is a retired member elected health insurance coverage through Kentucky Retirement Systems.

This billing represents your agency's employees, who are reemployed and elected health insurance coverage through Kentucky Retirement Systems. Payment is due 30 days from the date of this memorandum. If your agency participates in EMARS, you may pay by Internal Transaction Agreement (ITA).

se select this invoice for payment to be included with your next monthly Contribution Report. This invoice can be selected as of the Summary submission process.

You may alternatively remit a check or money order payable to the Kentucky State Treasurer. Please include your Employer ID and the Invoice Number listed above on your check or money order.

Mail your payment and this voucher to our office at 1260 Louisville Road, Frankfort, Kentucky 40601.

Please contact your Employer Compliance and Education Representative at (502)696-8810 or 1-888-696-8810 if you have any questions.



Kentucky Retirement Systems

Perimeter Park West I1260 Louisville Rd. | Frankfort KY 40601-6124
Phone: (502) 696-8800 | Fax: (502) 696-8822 | kyret.ky.gov

6230/

Health Insurance Reimbursement Voucher

Employer Information

Employer Name: KNOTT COUNTY WATER AND SEWER

Employer Code:

Address: 7777 BIG BRANCH ROAD

City: VICCO

State: KY

Zip Code: 41773

Payment Details

Invoice Number: 263024

Amount Due:

\$334.73 For KRS Use Only

Date: 4/19/2018

CERSNHZ HINSREIMB

\$334.73



Kentucky Retirement Systems

Perimeter Park West | 1260 Louisville Rd. | Frankfort KY 40601-6124
Phone: (502) 696-8800 | Fax: (502) 696-8822 | kyret.ky.gov

Item 18
Page 19 of 37
Witness: Kyle Smith

6230/

Health Insurance Reimbursements Invoice

Employer Information

Employer Name: KNOTT COUNTY WATER AND SEWER

Employer Code:

Address: 7777 BIG BRANCH ROAD

City: VICCO

State: KY

Zip Code: 41773

Invoice Details

Invoice Number: 263024

Comments:

Due Date: 4/19/2018

Amount Due: \$334.73

Member ID	Last 4 SSN Digits	Member Name	Posting Month	Amount Due
179249			2/2018	\$334.73
Total Due:				\$334.73



Kentucky Retirement Systems

Perimeter Park West 11260 Louisville Rd. | Frankfort KY 40601-6124
Phone: (502) 696-8800 | Fax: (502) 696-8822 | kyret.ky.gov

Item 18
Page 20 of 37
Witness: Kyle Smith

6230/

Health Insurance Reimbursements Invoice

Employer Information

Employer Name: KNOTT COUNTY WATER AND SEWER	Employer Code:
Address: 7777 BIG BRANCH ROAD	City: VICCO
State: KY	Zip Code: 41773

Invoice Details

Invoice Number: 265480
Due Date: 5/20/2018
Amount Due: \$334.73

Payment Instructions

You are required by KRS 61.637(17)(d)4. to reimburse Kentucky Retirement Systems for the single coverage health insurance premium for employees you have employed in a regular full time position after September 1, 2008, who have retired from one of the systems administered by Kentucky Retirement Systems. You only have to reimburse Kentucky Retirement Systems for the single coverage health insurance premium if your employee who is a retired member elected health insurance coverage through Kentucky Retirement Systems.

This billing represents your agency's employees, who are reemployed and elected health insurance coverage through Kentucky Retirement Systems. Payment is due 30 days from the date of this memorandum. If your agency participates in EMARS, you may pay by Internal Transaction Agreement (ITA).

se select this invoice for payment to be included with your next monthly Contribution Report. This invoice can be selected as of the Summary submission process.

You may alternatively remit a check or money order payable to the Kentucky State Treasurer. Please include your Employer ID and the Invoice Number listed above on your check or money order.

Mail your payment and this voucher to our office at 1260 Louisville Road, Frankfort, Kentucky 40601.

Please contact your Employer Compliance and Education Representative at (502)696-8810 or 1-888-696-8810 if you have any questions.



Kentucky Retirement Systems

Perimeter Park West 11260 Louisville Rd. | Frankfort KY 40601-6124
Phone: (502) 696-8800 | Fax: (502) 696-8822 | kyret.ky.gov

6230/

Health Insurance Reimbursement Voucher

Employer Information

Employer Name: KNOTT COUNTY WATER AND SEWER	Employer Code:
Address: 7777 BIG BRANCH ROAD	City: VICCO
State: KY	Zip Code: 41773

Payment Details

Invoice Number: 265480	Amount Due: \$334.73	For KRS Use Only
Date: 5/20/2018		CERSNHZ HINSREIMB \$334.73



Kentucky Retirement Systems

Perimeter Park West I1260 Louisville Rd. | Frankfort KY 40601-6124
Phone: (502) 696-8800 | Fax: (502) 696-8822 | kyret.ky.gov

Item 18
Page 21 of 37
Witness: Kyle Smith

6230/

Health Insurance Reimbursements Invoice

Employer Information

Employer Name: KNOTT COUNTY WATER AND SEWER

Employer Code:

Address: 7777 BIG BRANCH ROAD

City: VICCO

State: KY

Zip Code: 41773

Invoice Details

Invoice Number: 265480

Comments:

Due Date: 5/20/2018

Amount Due: \$334.73

Member ID	Last 4 SSN Digits	Member Name	Posting Month	Amount Due
179249	1006	AVERY SHRUM	3/2018	\$334.73
Total Due:				\$334.73



Kentucky Retirement Systems

Perimeter Park West I1260 Louisville Rd. | Frankfort KY 40601-6124
Phone: (502) 696-8800 | Fax: (502) 696-8822 | kyret.ky.gov

Item 18
Page 22 of 37
Witness: Kyle Smith

6230/

Health Insurance Reimbursements Invoice

Employer Information

Employer Name: KNOTT COUNTY WATER AND SEWER	Employer Code:
Address: 7777 BIG BRANCH ROAD	City: VICCO
State: KY	Zip Code: 41773

Invoice Details

Invoice Number: 267948
Due Date: 6/8/2018
Amount Due: \$334.73

Payment Instructions

You are required by KRS 61.637(17)(d)4 to reimburse Kentucky Retirement Systems for the single coverage health insurance premium for employees you have employed in a regular full time position after September 1, 2008, who have retired from one of the systems administered by Kentucky Retirement Systems. You only have to reimburse Kentucky Retirement Systems for the single coverage health insurance premium if your employee who is a retired member elected health insurance coverage through Kentucky Retirement Systems.

This billing represents your agency's employees, who are reemployed and elected health insurance coverage through Kentucky Retirement Systems. Payment is due 30 days from the date of this memorandum. If your agency participates in EMARS, you may pay by Internal Transaction Agreement (ITA).

Please select this invoice for payment to be included with your next monthly Contribution Report. This invoice can be selected as part of the Summary submission process.

You may alternatively remit a check or money order payable to the Kentucky State Treasurer. Please include your Employer ID and the Invoice Number listed above on your check or money order.

Mail your payment and this voucher to our office at 1260 Louisville Road, Frankfort, Kentucky 40601.

Please contact your Employer Compliance and Education Representative at (502)696-8810 or 1-888-696-8810 if you have any questions.



Kentucky Retirement Systems

Perimeter Park West I1260 Louisville Rd. | Frankfort KY 40601-6124
Phone: (502) 696-8800 | Fax: (502) 696-8822 | kyret.ky.gov

6230/

Health Insurance Reimbursement Voucher

Employer Information

Employer Name: KNOTT COUNTY WATER AND SEWER	Employer Code:
Address: 7777 BIG BRANCH ROAD	City: VICCO
State: KY	Zip Code: 41773

Payment Details

Invoice Number: 267948	Amount Due: \$334.73	For KRS Use Only
Due Date: 6/8/2018		CERSNHZ HINSREIMB \$334.73



Kentucky Retirement Systems

Perimeter Park West I1260 Louisville Rd. | Frankfort KY 40601-6124
Phone: (502) 696-8800 | Fax: (502) 696-8822 | kyret.ky.gov

Item 18
Page 23 of 37
Witness: Kyle Smith

6230/

Health Insurance Reimbursements Invoice

Employer Information

Employer Name: KNOTT COUNTY WATER AND SEWER

Employer Code:

Address: 7777 BIG BRANCH ROAD

City: VICCO

State: KY

Zip Code: 41773

Invoice Details

Invoice Number: 267948

Comments:

Due Date: 6/8/2018

Amount Due: \$334.73

Member ID	Last 4 SSN Digits	Member Name	Posting Month	Amount Due
179249			4/2018	\$334.73
Total Due:				\$334.73



Kentucky Retirement Systems

Perimeter Park West I1260 Louisville Rd. | Frankfort KY 40601-6124
Phone: (502) 696-8800 | Fax: (502) 696-8822 | kyret.ky.gov

Item 18
Page 24 of 37
Witness: Kyle Smith

6230/

Health Insurance Reimbursements Invoice

Employer Information

Employer Name: KNOTT COUNTY WATER AND SEWER

Employer Code:

Address: 7777 BIG BRANCH ROAD

City: VICCO

State: KY

Zip Code: 41773

Invoice Details

Invoice Number: 270374

Due Date: 7/25/2018

Amount Due: \$334.73

Payment Instructions

You are required by KRS 61.637(17)(d)4. to reimburse Kentucky Retirement Systems for the single coverage health insurance premium for employees you have employed in a regular full time position after September 1, 2008, who have retired from one of the systems administered by Kentucky Retirement Systems. You only have to reimburse Kentucky Retirement Systems for the single coverage health insurance premium if your employee who is a retired member elected health insurance coverage through Kentucky Retirement Systems.

This billing represents your agency's employees, who are reemployed and elected health insurance coverage through Kentucky Retirement Systems. Payment is due 30 days from the date of this memorandum. If your agency participates in EMARS, you may pay by Internal Transaction Agreement (ITA).

se select this invoice for payment to be included with your next monthly Contribution Report. This invoice can be selected as of the Summary submission process.

You may alternatively remit a check or money order payable to the Kentucky State Treasurer. Please include your Employer ID and the Invoice Number listed above on your check or money order.

Mail your payment and this voucher to our office at 1260 Louisville Road, Frankfort, Kentucky 40601.

Please contact your Employer Compliance and Education Representative at (502)696-8810 or 1-888-696-8810 if you have any questions.



Kentucky Retirement Systems

Perimeter Park West I1260 Louisville Rd. | Frankfort KY 40601-6124
Phone: (502) 696-8800 | Fax: (502) 696-8822 | kyret.ky.gov

6230/

Health Insurance Reimbursement Voucher

Employer Information

Employer Name: KNOTT COUNTY WATER AND SEWER

Employer Code:

Address: 7777 BIG BRANCH ROAD

City: VICCO

State: KY

Zip Code: 41773

Payment Details

Invoice Number: 270374

Amount Due:

\$334.73 For KRS Use Only

Date: 7/25/2018

CERSNHZ HINSREIMB

\$334.73



Kentucky Retirement Systems

Perimeter Park West | 1260 Louisville Rd. | Frankfort KY 40601-6124
Phone: (502) 696-8800 | Fax: (502) 696-8822 | kyret.ky.gov

Item 18
Page 25 of 37
Witness: Kyle Smith

6230/

Health Insurance Reimbursements Invoice

Employer Information

Employer Name: KNOTT COUNTY WATER AND SEWER

Employer Code:

Address: 7777 BIG BRANCH ROAD

City: VICCO

State: KY

Zip Code: 41773

Invoice Details

Invoice Number: 270374

Comments:

Due Date: 7/25/2018

Amount Due: \$334.73

Member ID	Last 4 SSN Digits	Member Name	Posting Month	Amount Due
179249			5/2018	\$334.73
Total Due:				\$334.73



Kentucky Retirement Systems

Perimeter Park West I1260 Louisville Rd. | Frankfort KY 40601-6124
Phone: (502) 696-8800 | Fax: (502) 696-8822 | kyret.ky.gov

Item 18
Page 26 of 37
Witness: Kyle Smith

6230/

Health Insurance Reimbursements Invoice

Employer Information

Employer Name: KNOTT COUNTY WATER AND SEWER	Employer Code:
Address: 7777 BIG BRANCH ROAD	City: VICCO
State: KY	Zip Code: 41773

Invoice Details

Invoice Number: 272755
Due Date: 8/24/2018
Amount Due: \$334.73

Payment Instructions

You are required by KRS 61.637(17)(d)4. to reimburse Kentucky Retirement Systems for the single coverage health insurance premium for employees you have employed in a regular full time position after September 1, 2008, who have retired from one of the systems administered by Kentucky Retirement Systems. You only have to reimburse Kentucky Retirement Systems for the single coverage health insurance premium if your employee who is a retired member elected health insurance coverage through Kentucky Retirement Systems.

This billing represents your agency's employees, who are reemployed and elected health insurance coverage through Kentucky Retirement Systems. Payment is due 30 days from the date of this memorandum. If your agency participates in EMARS, you may pay by Internal Transaction Agreement (ITA).

se select this invoice for payment to be included with your next monthly Contribution Report. This invoice can be selected as of the Summary submission process.

You may alternatively remit a check or money order payable to the Kentucky State Treasurer. Please include your Employer ID and the Invoice Number listed above on your check or money order.

Mail your payment and this voucher to our office at 1260 Louisville Road, Frankfort, Kentucky 40601.

Please contact your Employer Compliance and Education Representative at (502)696-8810 or 1-888-696-8810 if you have any questions.



Kentucky Retirement Systems

Perimeter Park West I1260 Louisville Rd. | Frankfort KY 40601-6124
Phone: (502) 696-8800 | Fax: (502) 696-8822 | kyret.ky.gov

6230/

Health Insurance Reimbursement Voucher

Employer Information

Employer Name: KNOTT COUNTY WATER AND SEWER	Employer Code:
Address: 7777 BIG BRANCH ROAD	City: VICCO
State: KY	Zip Code: 41773

Payment Details

Invoice Number: 272755	Amount Due: \$334.73	For KRS Use Only
Date: 8/24/2018		CERSNHZ HINSREIMB \$334.73



Kentucky Retirement Systems

Perimeter Park West | 1260 Louisville Rd. | Frankfort KY 40601-6124
Phone: (502) 696-8800 | Fax: (502) 696-8822 | kyret.ky.gov

Item 18
Page 27 of 37
Witness: Kyle Smith

6230/

Health Insurance Reimbursements Invoice

Employer Information

Employer Name: KNOTT COUNTY WATER AND SEWER

Employer Code:

Address: 7777 BIG BRANCH ROAD

City: VICCO

State: KY

Zip Code: 41773

Invoice Details

Invoice Number: 272755

Comments:

Due Date: 8/24/2018

Amount Due: \$334.73

Member ID	Last 4 SSN Digits	Member Name	Posting Month	Amount Due
179249			6/2018	\$334.73
Total Due:				\$334.73



Kentucky Retirement Systems

Perimeter Park West | 1260 Louisville Rd. | Frankfort KY 40601-6124
Phone: (502) 696-8800 | Fax: (502) 696-8822 | kyret.ky.gov

Item 18
Page 28 of 37
Witness: Kyle Smith

6230

Health Insurance Reimbursements Invoice

Employer Information

Employer Name: KNOTT COUNTY WATER AND SEWER			Employer Code:
Address: 7777 BIG BRANCH ROAD	City: VICCO	State: KY	Zip Code: 41773

Invoice Details

Invoice Number: 275426
Due Date: 9/26/2018
Amount Due: \$334.73

Payment Instructions

You are required by KRS 61.637(17)(d)4 to reimburse Kentucky Retirement Systems for the single coverage health insurance premium for employees you have employed in a regular full time position after September 1, 2008, who have retired from one of the systems administered by Kentucky Retirement Systems. You only have to reimburse Kentucky Retirement Systems for the single coverage health insurance premium if your employee who is a retired member elected health insurance coverage through Kentucky Retirement Systems.

This billing represents your agency's employees, who are reemployed and elected health insurance coverage through Kentucky Retirement Systems. Payment is due 30 days from the date of this memorandum. If your agency participates in EMARS, you may pay by Internal Transaction Agreement (ITA).

se select this invoice for payment to be included with your next monthly Contribution Report. This invoice can be selected as of the Summary submission process.

You may alternatively remit a check or money order payable to the Kentucky State Treasurer. Please include your Employer ID and the Invoice Number listed above on your check or money order.

Mail your payment and this voucher to our office at 1260 Louisville Road, Frankfort, Kentucky 40601.

Please contact your Employer Compliance and Education Representative at (502)696-8810 or 1-888-696-8810 if you have any questions.



Kentucky Retirement Systems

Perimeter Park West | 1260 Louisville Rd. | Frankfort KY 40601-6124
Phone: (502) 696-8800 | Fax: (502) 696-8822 | kyret.ky.gov

6230

Health Insurance Reimbursement Voucher

Employer Information

Employer Name: KNOTT COUNTY WATER AND SEWER			Employer Code:
Address: 7777 BIG BRANCH ROAD	City: VICCO	State: KY	Zip Code: 41773

Payment Details

Invoice Number: 275426	Amount Due: \$334.73	For KRS Use Only
Date: 9/26/2018		CERSNHZ HINSREIMB \$334.73



Kentucky Retirement Systems

Perimeter Park West | 1260 Louisville Rd. | Frankfort KY 40601-6124
Phone: (502) 696-8800 | Fax: (502) 696-8822 | kyret.ky.gov

Item 18
Page 29 of 37
Witness: Kyle Smith

6230/

Health Insurance Reimbursements Invoice

Employer Information

Employer Name: KNOTT COUNTY WATER AND SEWER

Employer Code:

Address: 7777 BIG BRANCH ROAD

City: VICCO

State: KY

Zip Code: 41773

Invoice Details

Invoice Number:

275426

Comments:

Due Date:

9/26/2018

Amount Due:

\$334.73

Member ID

Last 4 SSN Digits Member Name

179249

Posting Month

Amount Due

7/2018

\$334.73

Total Due:

\$334.73



Kentucky Retirement Systems

Perimeter Park West | 1260 Louisville Rd. | Frankfort KY 40601-6124
Phone: (502) 696-8800 | Fax: (502) 696-8822 | kyret.ky.gov

Item 18
Page 30 of 37
Witness: Kyle Smith

6230/

Health Insurance Reimbursements Invoice

Employer Information

Employer Name: KNOTT COUNTY WATER AND SEWER			Employer Code:
Address: 7777 BIG BRANCH ROAD	City: VICCO	State: KY	Zip Code: 41773

Invoice Details

Invoice Number: 277620
Due Date: 10/25/2018
Amount Due: \$334.73

Payment Instructions

You are required by KRS 61.637(17)(d)4. to reimburse Kentucky Retirement Systems for the single coverage health insurance premium for employees you have employed in a regular full time position after September 1, 2008, who have retired from one of the systems administered by Kentucky Retirement Systems. You only have to reimburse Kentucky Retirement Systems for the single coverage health insurance premium if your employee who is a retired member elected health insurance coverage through Kentucky Retirement Systems.

This billing represents your agency's employees, who are reemployed and elected health insurance coverage through Kentucky Retirement Systems. Payment is due 30 days from the date of this memorandum. If your agency participates in EMARS, you may pay by Internal Transaction Agreement (ITA).

se select this invoice for payment to be included with your next monthly Contribution Report. This invoice can be selected as of the Summary submission process.

You may alternatively remit a check or money order payable to the Kentucky State Treasurer. Please include your Employer ID and the Invoice Number listed above on your check or money order.

Mail your payment and this voucher to our office at 1260 Louisville Road, Frankfort, Kentucky 40601.

Please contact your Employer Compliance and Education Representative at (502)696-8810 or 1-888-696-8810 if you have any questions.



Kentucky Retirement Systems

Perimeter Park West | 1260 Louisville Rd. | Frankfort KY 40601-6124
Phone: (502) 696-8800 | Fax: (502) 696-8822 | kyret.ky.gov

6230/

Health Insurance Reimbursement Voucher

Employer Information

Employer Name: KNOTT COUNTY WATER AND SEWER			Employer Code:
Address: 7777 BIG BRANCH ROAD	City: VICCO	State: KY	Zip Code: 41773

Payment Details

Invoice Number: 277620	Amount Due: \$334.73	For KRS Use Only
Date: 10/25/2018		CERSNHZ HINSREIMB \$334.73



Kentucky Retirement Systems

Perimeter Park West 11260 Louisville Rd. | Frankfort KY 40601-6124
Phone: (502) 696-8800 | Fax: (502) 696-8822 | kyret.ky.gov

Item 18
Page 31 of 37
Witness: Kyle Smith

6230

Health Insurance Reimbursements Invoice

Employer Information

Employer Name: KNOTT COUNTY WATER AND SEWER

Employer Code

Address: 7777 BIG BRANCH ROAD

City: VICCO

State: KY

Zip Code: 41773

Invoice Details

Invoice Number: 277620

Comments:

Due Date: 10/25/2018

Amount Due: \$334.73

Member ID

Last 4 SSN Digits

Member Name

Posting Month

Amount Due

179249

8/2018

\$334.73

Total Due:

\$334.73



Kentucky Retirement Systems

Perimeter Park West | 1260 Louisville Rd. | Frankfort KY 40601-6124
Phone: (502) 696-8800 | Fax: (502) 696-8822 | kyret.ky.gov

Item 18
Page 32 of 37
Witness: Kyle Smith
6230

Health Insurance Reimbursements Invoice

Employer Information

Employer Name: KNOTT COUNTY WATER AND SEWER			Employer Code: [REDACTED]
Address: 7777 BIG BRANCH ROAD	City: VICCO	State: KY	Zip Code: 41773

Invoice Details

Invoice Number: 280231
Due Date: 11/12/2018
Amount Due: \$334.73

Payment Instructions

You are required by KRS 61.637(17)(d)4. to reimburse Kentucky Retirement Systems for the single coverage health insurance premium for employees you have employed in a regular full time position after September 1, 2008, who have retired from one of the systems administered by Kentucky Retirement Systems. You only have to reimburse Kentucky Retirement Systems for the single coverage health insurance premium if your employee who is a retired member elected health insurance coverage through Kentucky Retirement Systems.

This billing represents your agency's employees, who are reemployed and elected health insurance coverage through Kentucky Retirement Systems. Payment is due 30 days from the date of this memorandum. If your agency participates in EMARS, you may pay by Internal Transaction Agreement (ITA).

se select this invoice for payment to be included with your next monthly Contribution Report. This invoice can be selected as part of the Summary submission process.

You may alternatively remit a check or money order payable to the Kentucky State Treasurer. Please include your Employer ID and the Invoice Number listed above on your check or money order.

Mail your payment and this voucher to our office at 1260 Louisville Road, Frankfort, Kentucky 40601.

Please contact your Employer Compliance and Education Representative at (502)696-8810 or 1-888-696-8810 if you have any questions.



Kentucky Retirement Systems

Perimeter Park West | 1260 Louisville Rd. | Frankfort KY 40601-6124
Phone: (502) 696-8800 | Fax: (502) 696-8822 | kyret.ky.gov

6230

Health Insurance Reimbursement Voucher

Employer Information

Employer Name: KNOTT COUNTY WATER AND SEWER			Employer Code: [REDACTED]
Address: 7777 BIG BRANCH ROAD	City: VICCO	State: KY	Zip Code: 41773

Payment Details

Invoice Number: 280231	Amount Due: \$334.73	For KRS Use Only
Due Date: 11/12/2018		CERSNHZ HINSREIMB \$334.73



Kentucky Retirement Systems

Perimeter Park West | 1260 Louisville Rd. | Frankfort KY 40601-6124
Phone: (502) 696-8800 | Fax: (502) 696-8822 | kyret.ky.gov

Item 18
Page 33 of 37
Witness: Kyle Smith

6230

Health Insurance Reimbursements Invoice

Employer Information

Employer Name: KNOTT COUNTY WATER AND SEWER

Employer Code: [REDACTED]

Address: 7777 BIG BRANCH ROAD

City: VICCO

State: KY

Zip Code: 41773

Invoice Details

Invoice Number: 280231

Comments:

Due Date: 11/12/2018

Amount Due: \$334.73

Member ID

Last 4 SSN Digits

Member Name

Posting Month

Amount Due

179249

[REDACTED]

[REDACTED]

9/2018

\$334.73

Total Due:

\$334.73



Kentucky Retirement Systems

Perimeter Park West | 1260 Louisville Rd. | Frankfort KY 40601-6124
Phone: (502) 696-8800 | Fax: (502) 696-8822 | kyret.ky.gov

Item 18
Page 34 of 37
Witness: Kyle Smith

6230

Health Insurance Reimbursements Invoice

Employer Information

Employer Name: KNOTT COUNTY WATER AND SEWER

Employer Code: [REDACTED]

Address: 7777 BIG BRANCH ROAD

City: VICCO

State: KY

Zip Code: 41773

Invoice Details

Invoice Number: 282255

Due Date: 12/17/2018

Amount Due: \$334.73

Payment Instructions

You are required by KRS 61.637(17)(d)4. to reimburse Kentucky Retirement Systems for the single coverage health insurance premium for employees you have employed in a regular full time position after September 1, 2008, who have retired from one of the systems administered by Kentucky Retirement Systems. You only have to reimburse Kentucky Retirement Systems for the single coverage health insurance premium if your employee who is a retired member elected health insurance coverage through Kentucky Retirement Systems.

This billing represents your agency's employees, who are reemployed and elected health insurance coverage through Kentucky Retirement Systems. Payment is due 30 days from the date of this memorandum. If your agency participates in EMARS, you may pay by Internal Transaction Agreement (ITA).

Please select this invoice for payment to be included with your next monthly Contribution Report. This invoice can be selected as part of the Summary submission process.

You may alternatively remit a check or money order payable to the Kentucky State Treasurer. Please include your Employer ID and the Invoice Number listed above on your check or money order.

Mail your payment and this voucher to our office at 1260 Louisville Road, Frankfort, Kentucky 40601.

Please contact your Employer Compliance and Education Representative at (502)696-8810 or 1-888-696-8810 if you have any questions.



Kentucky Retirement Systems

Perimeter Park West | 1260 Louisville Rd. | Frankfort KY 40601-6124
Phone: (502) 696-8800 | Fax: (502) 696-8822 | kyret.ky.gov

6230

Health Insurance Reimbursement Voucher

Employer Information

Employer Name: KNOTT COUNTY WATER AND SEWER

Employer Code: [REDACTED]

Address: 7777 BIG BRANCH ROAD

City: VICCO

State: KY

Zip Code: 41773

Payment Details

Invoice Number: 282255

Amount Due:

\$334.73

For KRS Use Only

Due Date: 12/17/2018

CERSNHZ HINSREIMB

\$334.73



Kentucky Retirement Systems

Perimeter Park West | 1260 Louisville Rd. | Frankfort KY 40601-6124
Phone: (502) 696-8800 | Fax: (502) 696-8822 | kyret.ky.gov

Item 18
Page 35 of 37
Witness: Kyle Smith

6230

Health Insurance Reimbursements Invoice

Employer Information

Employer Name: KNOTT COUNTY WATER AND SEWER

Employer Code:

Address: 7777 BIG BRANCH ROAD

City: VICCO

State: KY

Zip Code: 41773

Invoice Details

Invoice Number: 282255 Comments:

Due Date: 12/17/2018

Amount Due: \$334.73

Member ID	Last 4 SSN Digits	Member Name	Posting Month	Amount Due
179249			10/2018	\$334.73
Total Due:				\$334.73



Kentucky Retirement Systems

Perimeter Park West | 1260 Louisville Rd. | Frankfort KY 40601-6124
Phone: (502) 696-8800 | Fax: (502) 696-8822 | kyret.ky.gov

Item 18
Page 36 of 37
Witness: Kyle Smith

6230/

Health Insurance Reimbursements Invoice

Employer Information

Employer Name: KNOTT COUNTY WATER AND SEWER	Employer Code:
Address: 7777 BIG BRANCH ROAD	City: VICCO
State: KY	Zip Code: 41773

Invoice Details

Invoice Number: 284754
Due Date: 1/26/2019
Amount Due: \$334.73

Payment Instructions

You are required by KRS 61.637(17)(d)4. to reimburse Kentucky Retirement Systems for the single coverage health insurance premium for employees you have employed in a regular full time position after September 1, 2008, who have retired from one of the systems administered by Kentucky Retirement Systems. You only have to reimburse Kentucky Retirement Systems for the single coverage health insurance premium if your employee who is a retired member elected health insurance coverage through Kentucky Retirement Systems.

This billing represents your agency's employees, who are reemployed and elected health insurance coverage through Kentucky Retirement Systems. Payment is due 30 days from the date of this memorandum. If your agency participates in EMARS, you may pay by Internal Transaction Agreement (ITA).

se select this invoice for payment to be included with your next monthly Contribution Report. This invoice can be selected as of the Summary submission process.

You may alternatively remit a check or money order payable to the Kentucky State Treasurer. Please include your Employer ID and the Invoice Number listed above on your check or money order.

Mail your payment and this voucher to our office at 1260 Louisville Road, Frankfort, Kentucky 40601.

Please contact your Employer Compliance and Education Representative at (502)696-8810 or 1-888-696-8810 if you have any questions.



Kentucky Retirement Systems

Perimeter Park West | 1260 Louisville Rd. | Frankfort KY 40601-6124
Phone: (502) 696-8800 | Fax: (502) 696-8822 | kyret.ky.gov

6230/

Health Insurance Reimbursement Voucher

Employer Information

Employer Name: KNOTT COUNTY WATER AND SEWER	Employer Code:
Address: 7777 BIG BRANCH ROAD	City: VICCO
State: KY	Zip Code: 41773

Payment Details

Invoice Number: 284754	Amount Due: \$334.73	For KRS Use Only
Date: 1/26/2019		CERSNHZ HINSREIMB \$334.73



Kentucky Retirement Systems

Perimeter Park West I1260 Louisville Rd. | Frankfort KY 40601-6124
Phone: (502) 696-8800 | Fax: (502) 696-8822 | kyret.ky.gov

Item 18
Page 37 of 37
Witness: Kyle Smith

6230/

Health Insurance Reimbursements Invoice

Employer Information

Employer Name: KNOTT COUNTY WATER AND SEWER			Employer Code:
Address: 7777 BIG BRANCH ROAD	City: VICCO	State: KY	Zip Code: 41773

Invoice Details

Invoice Number: 284754 Comments:
Due Date: 1/26/2019
Amount Due: \$334.73

Member ID	Last 4 SSN Digits	Member Name	Posting Month	Amount Due
179249			11/2018	\$334.73
			Total Due:	\$334.73

**Knott County Water and Sewer District
Case No. 2019-00268
Letcher County Water and Sewer District and City of Hindman's First Request for
Information issued September 6, 2019**

19. Provide the calculations made to derive the test period pro forma expense for employee retirement benefits.

Response:

Please see attached.

CERS Pension Adjustment:

Rate Jan-Jun	0.1918	
Rate Jul-Dec	0.2148	
Avg. 2018		0.2033
Rate eff. 7/1/19	0.2406	
2018 Contribution		96,159
2018 contrib / avg. rate = Base wages		472,991
Base wages x 7/1/19 rate =		
Projected Contributuion		113,802
Projected contrib. - 2018 contrib. =		
Rate Incr. Adjustment		17,643
Liability Adjustment		<u>(118,610)</u>
Total Adjustment =		(100,967)
Rate adj. + Liab. Adj.		

**Knott County Water and Sewer District
Case No. 2019-00268
Letcher County Water and Sewer District and City of Hindman's First Request for
Information issued September 6, 2019**

20. Provide a breakdown of the test period Materials and Supplies Expense of \$97,455.

Response:

The following is a breakdown of the test period Materials and Supplies Expense:

- Maint./Repair Materials - \$90,582
- Tools/Small Equipment - \$4,755
- Buildings & Grounds - \$2,118

**Knott County Water and Sewer District
Case No. 2019-00268
Letcher County Water and Sewer District and City of Hindman's First Request for
Information issued September 6, 2019**

21. Provide the invoices for test period Material and Supplies Expense of \$97,455.

Response:

Please see attached.

**Knott County Water Sewer District
General Ledger
For the Period From Jan 1, 2018 to Dec 31, 2018**

Filter Criteria includes: 1) IDs: Multiple IDs. Report order is by ID. Report is printed with

Materials & Supplies

Account Description	Date	Reference	Trans Description	Debit Amt	Credit Amt
Maint./Repair Materials - ADM	2/9/18	02092018	R & B Heating and Cooling	133.00	
Maint./Repair Materials - ADM	6/1/18	141555	Hindman Promart - (2) EZ Reacher, (4) Blank Key	42.90	
Maint./Repair Materials - ADM	11/7/18	160861	Hindman Promart - (2) Clamp Hooks	6.98	
Maint./Repair Materials - DIST	1/2/18	126558	Hindman Promart - (3) 1/4" Brass Tee, 1/4X2" Nipple, (3) Spool Red Tape, Teflon		49.63
Maint./Repair Materials - DIST	1/2/18	126519	Tape, Bale of Straw, (2) Gorilla Tape		125.96
Maint./Repair Materials - DIST	1/2/18	2960	Hindman Promart - (4) Heaters		12.20
Maint./Repair Materials - DIST	1/4/18	126908	Hindman Promart - 1/4" Nipple, 3/8" Bushing, 3/8" Lever Handle		4.24
Maint./Repair Materials - DIST	1/4/18	S100041138.001	Hindman Promart - Pipe Joint Compound, 1-1/4" Pipe Nipple		81.97
Maint./Repair Materials - DIST	1/5/18	399149	The C. I. Thornburg Co., Inc. - (7) 5/8" Bottom Plates, (15) 5/8" Gasket		69.89
Maint./Repair Materials - DIST	1/5/18	5892	Breeding's Plumbing & Electric - 50A Breaker, (4) MP-9 Propane Cylinder		1,009.04
Maint./Repair Materials - DIST	1/8/18	5899	Utility Solutions LLC. - (12) 3/4" PRV, (24) 3/4" Regulator		1,047.85
Maint./Repair Materials - DIST	1/9/18	121382	Utility Solutions LLC. - (2) 12" Long Body Hymax, (4) 24" Meter Key		197.71
Maint./Repair Materials - DIST	1/10/18	INV3990973	Buchanan Pump Service & Supply - Shaft Sleeve, Seal, O-ring, Gasket, and Labor for 1410 BPS		97.36
Maint./Repair Materials - DIST	1/11/18	26040	Zoro Tools, Inc. - DC Power Supply		83.98
Maint./Repair Materials - DIST	1/15/18	5935	Moore's Tru-Value Hardware - Heat Gun, 50' Ext. Cord		696.00
Maint./Repair Materials - DIST	1/16/18	5936	Utility Solutions LLC. - (12) 18" Lid		1,410.00
Maint./Repair Materials - DIST	1/18/18	S100041979.001	Utility Solutions LLC. - (24) 3/4" PRV		331.50
Maint./Repair Materials - DIST	1/18/18	S100041138.002	The C. I. Thornburg Co., Inc. - (6) 3/4" Pressure Regulator		82.50
Maint./Repair Materials - DIST	1/18/18	S100042208.001	The C. I. Thornburg Co., Inc. - (8) 5/8" Bottom Plate, (11) Bottom Plate		128.00
Maint./Repair Materials - DIST	1/18/18	129213	The C. I. Thornburg Co., Inc. - Pilot Valve Repair Kit		55.93
Maint./Repair Materials - DIST	1/22/18	2880101-000-000	Hindman Promart - 3/4"X100' Water Line, Bale of Straw, 3lb. Grass Seed		720.00
Maint./Repair Materials - DIST	1/23/18	01-23.2	Consolidated Pipe & Supply Co. - (12) 3/4" PRV		275.81
Maint./Repair Materials - DIST	1/23/18	5959	Pressure Transducer for Knob Bottom BPS		437.63
Maint./Repair Materials - DIST	1/24/18	S100041138.003	Utility Solutions LLC. - (2) 2X3" Hymax Reducer, 2" Hymax Coupling		7.28
Maint./Repair Materials - DIST	1/25/18	S100041672.004	The C. I. Thornburg Co., Inc. - (4) 5/8" Bottom Plate		195.80
Maint./Repair Materials - DIST	1/25/18	26041	The C. I. Thornburg Co., Inc. - (20) 5/8" Bottom Plate, (20) 5/8" Bottom Plate		140.88
Maint./Repair Materials - DIST	1/26/18	S100042354.001	Gasket		45.00
Maint./Repair Materials - DIST	2/5/18	26043	Moore's Tru-Value Hardware - (10) 3/4" Sharkbite Collar, 1" Sharkbite Collar, 1" Sharkbite Valve		43.98
Maint./Repair Materials - DIST	2/6/18	121393	The C. I. Thornburg Co., Inc. - 30-300 PSI Spring for CRD Pilot		284.80
Maint./Repair Materials - DIST	2/6/18	122427	Moore's Tru-Value Hardware - (2) 3/4" Sharkbite Coupling		987.00
Maint./Repair Materials - DIST	2/7/18	130355	Buchanan Pump Service & Supply - Seal & O-Ring Kit For Possum Trot		5.96
Maint./Repair Materials - DIST	2/8/18	122611	Buchanan Pump Service & Supply - Pump for Combs Branch		72.58
Maint./Repair Materials - DIST	2/8/18	26044	Hindman Promart - 1-1/4" Elbow & Glue		405.60
Maint./Repair Materials - DIST	2/12/18	6019	Buchanan Pump Service & Supply - Labor & Parts for 2 HP Motor @ Combs Br.		913.10

**Knott County Water Sewer District
General Ledger**

For the Period From Jan 1, 2018 to Dec 31, 2018

Item 21
Page 3 of 8
Witness: Kyle Smith

Filter Criteria includes: 1) IDs: Multiple IDs. Report order is by ID. Report is printed with

Account Description	Date	Reference	Trans Description	Debit Amt	Credit Amt
Maint./Repair Materials - DIST	2/13/18	130829	Hindman Promart - 200' of 3/4" Line, (5) 80 lb. Concrete Mix, (8) 1-1/4" Conduit, (6) 1-1/4" Coupling, (4) Tarp Strap	151.94	
Maint./Repair Materials - DIST	2/13/18	S100044753.001	The C. I. Thomburg Co., Inc. - (2) 12" Bell Joint Clamp	759.00	
Maint./Repair Materials - DIST	2/14/18	S100044641.001	The C. I. Thomburg Co., Inc. - 6" Gate Valve Gaskets	77.40	
Maint./Repair Materials - DIST	2/14/18	6029	Utility Solutions LLC. - (2) 8" Hymax Long Range Coupling, (2) 6" Hymax Long Range Coupling, 6" Hymax Coupling, 8" Hymax Coupling	1,735.36	
Maint./Repair Materials - DIST	2/15/18	122434	Buchanan Pump Service & Supply - 2HP 115V Motor, (2) 2" Check Valve	702.00	
Maint./Repair Materials - DIST	2/16/18	131141	Hindman Promart - (3) Bale of Straw, (8) Rolls Electrical Tape _ _	37.37	
Maint./Repair Materials - DIST	2/19/18	6046	Utility Solutions LLC. - (50) 3/4" Regulator Adapter	543.15	
Maint./Repair Materials - DIST	2/23/18	6067	Utility Solutions LLC. - 200' X 1" Water Line	76.00	
Maint./Repair Materials - DIST	2/28/18	132215	Hindman Promart - (6) 1" Straight Coupling	105.84	
Maint./Repair Materials - DIST	3/1/18	100051571	M & D Electrical Sales, Inc. - (2) Receptacle, (15) Green Grounding Pigtail, (100) Green Wire Nut, (24) 4' LED Lamp, (20) 1/2" NMLT, (10) 1 5/8 Uni-Strut, (2) 3/4" Conduit Body, (15) 3/4" Box	372.19	
Maint./Repair Materials - DIST	3/1/18	100051966	M & D Electrical Sales, Inc. - 20 AMP GFI White, (2) Raised 1/2", 4" SquareSwitch	15.23	
Maint./Repair Materials - DIST	3/1/18	4115000	Zoro Tools, Inc. - (8) Shop Towel Pack, (3) Fuse	111.25	
Maint./Repair Materials - DIST	3/2/18	122465	Buchanan Pump Service & Supply - (2) 2" Empire Check Valve	307.80	
Maint./Repair Materials - DIST	3/6/18	4202679	Zoro Tools, Inc. - (2) 2" Check Valve	209.00	
Maint./Repair Materials - DIST	3/8/18	6129	Utility Solutions LLC. - (2) 24" T Bar, (2) 2" Flange	95.53	
Maint./Repair Materials - DIST	3/9/18	26046	Moore's Tru-Value Hardware - Refilled 20 lb. Propane Tank, (3) Pressure Gauges	103.25	
Maint./Repair Materials - DIST	3/23/18	CM1307	Buchanan Pump Service & Supply - Returned (2) 2" Check Valve		142.00
Maint./Repair Materials - DIST	3/27/18	134820	Hindman Promart - Keys, (10) Hose Clamp, (3) Male Adapter, Flashlight	44.59	
Maint./Repair Materials - DIST	3/28/18	6218	Utility Solutions LLC. - 2" Hymax Coupling Long Range, 2" Hymax Coupling, 3" Hymax Coupling Long Range, 3" Hymax Coupling, 4" Hymax Coupling Long Range, 4" Hymax Coupling _ _	993.33	
Maint./Repair Materials - DIST	3/29/18	135089	Hindman Promart - 4 oz. Grease. 1X3 Coupling Reducer, (4) 3/4" Coupling, (2) 3/4" Tee, 3/4"X200' Water Line	145.59	
Maint./Repair Materials - DIST	4/9/18	6266	Utility Solutions LLC. - (2) 12X3/4" Double Strap Saddle, 8" Hymax Coupling Long Range, 8" Hymax Coupling _ _	776.62	
Maint./Repair Materials - DIST	4/16/18	137085	Hindman Promart - 100'X1" Water Line, (2) 1"x3/4" Fitting _ _	89.17	
Maint./Repair Materials - DIST	4/26/18	138141	Hindman Promart - 100' Water Hose, (4) Push on Coupling	100.86	
Maint./Repair Materials - DIST	4/27/18	557492	USA Bluebook - (2) Stainless Steel Nipple 2X5, (2) Stainless Steel Nipple 2X4 1/2	36.96	
Maint./Repair Materials - DIST	4/30/18	30605	Moore's Tru-Value Hardware - 10 lb. Grass Seed, (2) Rakes, (6) Can Spray Paint, Thread Tape, (3) 3/4" Sharkbite Collar, 1" Sharkbite Collar, (2) Demounting Clips, (2) 3/4" Sharkbite Tee, 1X	186.72	
Maint./Repair Materials - DIST	5/2/18	6373	Utility Solutions LLC. - (10) Meter Box, (10) Check Valve, (20) 3/4X8" Brass Nipple, (20) 3/4" Coupling, (10) 18" Lid, (36) 3/4" Regulator Adapter, (2) 2" Hymax Coupling, 3" Hymax Coupl	8,823.21	
Maint./Repair Materials - DIST	5/4/18	6395	Utility Solutions LLC. - 3" Hymax Coupling Long Range, 4" Hymax Coupling Long Range, 12" Long Body Hymax	992.21	
Maint./Repair Materials - DIST	5/9/18	139664	Hindman Promart - (4) 80lb Bag Concrete Mix, (3) Bale of Straw	39.53	
Maint./Repair Materials - DIST	5/16/18	140534	Hindman Promart - Blade	32.49	
Maint./Repair Materials - DIST	5/22/18	30604	Moore's Tru-Value Hardware - (2) Bolts, (2) Nuts, (2) Washers	4.50	

Knott County Water Sewer District
General Ledger
For the Period From Jan 1, 2018 to Dec 31, 2018

Filter Criteria includes: 1) IDs: Multiple IDs. Report order is by ID. Report is printed with

Account Description	Date	Reference	Trans Description	Debit Amt	Credit Amt
Maint./Repair Materials - DIST	5/24/18	6512	Utility Solutions LLC. - (3) 6" Hymax Coupling, (2) 2" Hymax Coupling, (2) 2" Hymax Coupling Long Range, (12) 3/4" PRV, (24) 3/4" Regulator Adapter	2,003.79	
Maint./Repair Materials - DIST	5/29/18	30609	Moore's Tru-Value Hardware - Pipe Wrench, Adjustable Wrench, Cable Ties, WD40 Spray	48.36	
Maint./Repair Materials - DIST	5/31/18	6550	Utility Solutions LLC. - (2) 6" Hymax Coupling Long Range	695.78	
Maint./Repair Materials - DIST	6/1/18	142378	Hindman Promart - (2) 50' Water Hose, (3) 1" Straight Coupling	158.82	
Maint./Repair Materials - DIST	6/4/18	142590	Hindman Promart - (2) Hydraulic Oil	13.60	
Maint./Repair Materials - DIST	6/4/18	142629	Hindman Promart - (2) 3/4" X 200' Water Line	140.98	
Maint./Repair Materials - DIST	6/8/18	400841	Breeding's Plumbing & Electric - (6) 1-1/4" Brass Nipple	41.94	
Maint./Repair Materials - DIST	6/8/18	143303	Hindman Promart - Washers & Nuts	3.36	
Maint./Repair Materials - DIST	6/12/18	6587	Utility Solutions LLC. - (3) 4"X3/4" Brass Saddle, (24) Blue Marking Paint	224.10	
Maint./Repair Materials - DIST	6/13/18	30610	Moore's Tru-Value Hardware - (7) Thread Tape, (5) 3/4" Coupling, (3) 3/4" Tee, (2) 1" Tee, 1" Coupling, 3/4" Coupling	196.80	
Maint./Repair Materials - DIST	6/14/18	6614	Utility Solutions LLC. - (4) 2" Hymax Coupling Long Range	538.44	
Maint./Repair Materials - DIST	6/19/18	30611	Moore's Tru-Value Hardware - Box Hose, Snap Ring Pliers, Hacksaw, Hacksaw Blade, Masonary Bit, Sawzall Blade, (4) 3/4" Nipple, (2) 3/4" Valve	128.68	
Maint./Repair Materials - DIST	6/20/18	30612	Moore's Tru-Value Hardware - (4) Pressure Gauge	119.80	
Maint./Repair Materials - DIST	6/27/18	145507	Hindman Promart - 4 pk. Padlock 1 3/4"	36.95	
Maint./Repair Materials - DIST	6/29/18	30613	Moore's Tru-Value Hardware - 1/2X4" Brass Nipple, 1/2" Brass Nipple, 1/2X3" Brass Nipple, (2) 1/2" Brass Elbow	35.83	
Maint./Repair Materials - DIST	7/6/18	146754	Hindman Promart - 1" PVC Coupling, 1 1/4" Adapter	0.89	
Maint./Repair Materials - DIST	7/9/18	30616	Moore's Tru-Value Hardware - Frost Proof Faucet, 300' 3/4" Pipe	194.95	
Maint./Repair Materials - DIST	7/10/18	19208	Engineered Fluid Inc. - Analog Input Card, 4 Channel	554.69	
Maint./Repair Materials - DIST	7/11/18	6753	Utility Solutions LLC. - (12) 3/4" PRV	696.00	
Maint./Repair Materials - DIST	7/13/18	30618	Moore's Tru-Value Hardware - (2) Water Hose, (2) Hose Nozzle, (2) Rolls Tape	84.74	
Maint./Repair Materials - DIST	7/23/18	6812	Utility Solutions LLC. - 12 X 3/4" Double Strap Saddle	57.86	
Maint./Repair Materials - DIST	7/26/18	149147	Hindman Promart - (4) Sealer, Nuts & Bolts	21.40	
Maint./Repair Materials - DIST	7/27/18	30621	Moore's Tru-Value Hardware - (8) 3/4" Coupling, (2) 1X3/4" Shark Bite	119.90	
Maint./Repair Materials - DIST	7/30/18	6842	Utility Solutions LLC. - (12) 3/4" PRV, (24) 3/4" Regulator Adapter, (200) 3/4" Meter Gasket	990.84	
Maint./Repair Materials - DIST	8/2/18	6867	Utility Solutions LLC. - Fire Hydrant	1,711.82	
Maint./Repair Materials - DIST	8/7/18	401508	Breeding's Plumbing & Electric - Mower Drive Belt	24.99	
Maint./Repair Materials - DIST	8/8/18	401522	Breeding's Plumbing & Electric - Returned Mower Drive Belt and Purchased a Different one	19.80	
Maint./Repair Materials - DIST	8/8/18	401527	Breeding's Plumbing & Electric - Returned Mower Drive Belt and Purchased a Different one		14.80
Maint./Repair Materials - DIST	8/9/18	6901	Utility Solutions LLC. - (10) 18" Lid, (2) 6" Hymax Coupling Long Range, 6" Hymax Coupling, (2) 4" Hymax Coupling Long Range, (2) 4" Hymax Coupling	2,348.63	
Maint./Repair Materials - DIST	8/9/18	6900	Utility Solutions LLC. - (12) 3/4" PRV, (24) 3/4" Regulator Adapter, (40) 6"X40'	1,408.93	
Maint./Repair Materials - DIST	8/13/18	151183	Hindman Promart - (2) Gaps & Cracks Seal, (4) 80 lb Bag Concrete Mix	28.76	

Knott County Water Sewer District
General Ledger
For the Period From Jan 1, 2018 to Dec 31, 2018

Item 21
Page 5 of 8
Witness: Kyle Smith

Filter Criteria includes: 1) IDs: Multiple IDs. Report order is by ID. Report is printed with

Account Description	Date	Reference	Trans Description	Debit Amt	Credit Amt
Maint./Repair Materials - DIST	8/17/18	30624	Moore's Tru-Value Hardware - (5) Spray Paint, Gas Mix, Trimmer Line, Sawzall Blade, (9) S.B. Coupling, (2) 3/4 Tee, (3) 3/4 Tee, (3) Bolts & Nuts	242.83	
Maint./Repair Materials - DIST	8/20/18	6959	Utility Solutions LLC. - (10) 18X24 Meter Box, (10) Check Valve, (20) 3/4X8" Brass Nipple, (20) 3/4" Coupling	2,954.99	
Maint./Repair Materials - DIST	8/28/18	30625	Moore's Tru-Value Hardware - (2) Blades, (2) Grinding Discs	27.35	
Maint./Repair Materials - DIST	8/29/18	30627	Moore's Tru-Value Hardware - (8) 3/4" Sharkbite Collar	75.92	
Maint./Repair Materials - DIST	9/4/18	7032	Utility Solutions LLC. - 8" Hymax Coupling Long Range, 8" Hymax Coupling, 6" Hymax Coupling Long Range	969.91	
Maint./Repair Materials - DIST	9/7/18	154113	Hindman Promart - Return Hacksaw Blade, Hacksaw Frame	5.36	
Maint./Repair Materials - DIST	9/7/18	30628	Moore's Tru-Value Hardware - (2) 1X3/4" Sharkbite Collar, (3) Disconnect Clips, (10) 3/4" Sharkbite Collar, (3) Keys Copied, Package Sawzall Blades, 20' Rope, (2) Hitch Pin	189.09	
Maint./Repair Materials - DIST	9/17/18	7087	Utility Solutions LLC. - (18) 3/4" PRV, (2) 3" Hymax Coupling Long Range, (10) 5/8X3/4X4.5" S-Tube PRV	1,891.50	
Maint./Repair Materials - DIST	9/20/18	30631	Moore's Tru-Value Hardware - (4) 3/4" Sharkbite Collar, (2) 1" Sharkbite, Nutsetter, Screwdriver Bit Set	84.86	
Maint./Repair Materials - DIST	9/20/18	7110	Utility Solutions LLC. - 6" Hymax Coupling Long Range	223.58	
Maint./Repair Materials - DIST	9/21/18	155664	Hindman Promart - (10) 2X4X8	43.90	
Maint./Repair Materials - DIST	9/25/18	30632	Moore's Tru-Value Hardware - (3) Lug Wrench, (2) Grease Can, (2) Grease Gun	234.89	
Maint./Repair Materials - DIST	9/27/18	7140	Hose, (4) 1" CTS Coupling	399.69	
Maint./Repair Materials - DIST	9/28/18	30633	Utility Solutions LLC. - (2) 2" SS Insert, (4) 2" Hymax Coupling	1,163.94	
Maint./Repair Materials - DIST	10/1/18	7156	Moore's Tru-Value Hardware - (5) Dehumidifier, Pipe Wrench, (4) 3/4" CTS Coupling, 3/4" CTS Tee	675.04	
Maint./Repair Materials - DIST	10/5/18	157186	Utility Solutions LLC. - (10) 18" Plastic Lid, (6) 2" SS Insert for SDR11	37.12	
Maint./Repair Materials - DIST	10/8/18	7190	Hindman Promart - (8) 80 lb Bag Concrete Mix	1,322.08	
Maint./Repair Materials - DIST	10/10/18	30634	Utility Solutions LLC. - (12) 3/4" PRV, (50) 3/4" Regulator Adapter	232.90	
Maint./Repair Materials - DIST	10/17/18	53625	Moore's Tru-Value Hardware - (2) Heater, (2) 1X3/4" SB Coupling, 3/4" Tee, 1" Coupling, 3/4" SB Female, 3/4X1" MPT SB, 3/4" Female SB	1,587.60	
Maint./Repair Materials - DIST	10/22/18	5722-165651	Wascon, Inc. - (2) VFD 5HP 240V	610.00	
Maint./Repair Materials - DIST	10/22/18	158907	Action Auto Supply - NIF Hydraulic Hose	46.40	
Maint./Repair Materials - DIST	10/22/18	7267	Hindman Promart - (10) 80 LB Concrete Mix	1,279.45	
Maint./Repair Materials - DIST	10/22/18	7268	Utility Solutions LLC. - (12) 3/4" PRV, (2) 2X3" Hymax Reducer, 3X4" Hymax Reducer	1,453.70	
Maint./Repair Materials - DIST	11/5/18	7377	Utility Solutions LLC. - 4" Hydrant Parts	2,315.69	
Maint./Repair Materials - DIST	11/6/18	30639	Utility Solutions LLC. - 6" Hydrant & Parts	190.77	
Maint./Repair Materials - DIST	11/7/18	30640	Moore's Tru-Value Hardware - (2) 3/4" Tee, (8) 3/4 Coupling, (2) Pipe Wrenches, Screw Driver, (2) Blades	4.45	
Maint./Repair Materials - DIST	11/7/18	160754	Moore's Tru-Value Hardware - Conduit	8.64	
Maint./Repair Materials - DIST	11/7/18	7399	Hindman Promart - PVC Cement, PVC Cleaner, PVC Terminal Adapter, 1-1/4" PVC Bushing	4,683.34	
Maint./Repair Materials - DIST	11/8/18	161010	Utility Solutions LLC. - (10) 18X24 Meter Box, (10) 4 1/2" PRV, (20) 3/4X8" Brass Nipple, (20) 3/4" Coupling, (10) 18" Lid, (10) 3/4" Plug, 16X2" Saddle, 2" Ball Valve, 2" Straight Coupl	54.00	
Maint./Repair Materials - DIST			Hindman Promart - (2) Nuts & Bolts, 7/16" Brite Drill Bit, (4) 3/4" Push On Coupling, Gloves		

**Knott County Water Sewer District
General Ledger
For the Period From Jan 1, 2018 to Dec 31, 2018**

Filter Criteria includes: 1) IDs: Multiple IDs. Report order is by ID. Report is printed with

Account Description	Date	Reference	Trans Description	Debit Amt	Credit Amt
Maint./Repair Materials - DIST	11/20/18	30641	Moore's Tru-Value Hardware - (6) 3/4 CTS Coupling, Sawzall Blade, 3X3/4" CTS Tee, (2) 3/4" Adapter, 3X3/4" CTS Coupling	170.88	
Maint./Repair Materials - DIST	11/21/18	7463	Utility Solutions LLC - (4) 2" Hymax Coupling Long Range, (2) 6X3/4" Brass Saddle, 6X3/4" Double Strap Saddle	700.26	
Maint./Repair Materials - DIST	11/27/18	124928	Buchanan Pump Service & Supply - Motor and Seal Kit for Sione Tank BPS	1,130.00	
Maint./Repair Materials - DIST	11/27/18	124939	Buchanan Pump Service & Supply - Seal Kit for Possum Trot Pump	309.60	
Maint./Repair Materials - DIST	11/28/18	124942	Buchanan Pump Service & Supply - Motor for 1410 BPS Pump	4,723.60	
Maint./Repair Materials - DIST	11/30/18	17544	Kilburn & Kilburn Sales & Serv - Filter for Pressure Washer	22.21	
Maint./Repair Materials - DIST	11/30/18	0201553	TT Technologies, Inc. - Boring Machine Rebuild Kit	804.75	
Maint./Repair Materials - DIST	12/1/18	2395	Engineered Solutions Midwest, - Rebuild parts for 1410 Pump	2,342.60	
Maint./Repair Materials - DIST	12/3/18	4849	Maggard Electric - Start Switch, Bearing for Possum Trot Motor	76.00	
Maint./Repair Materials - DIST	12/10/18	7527	Utility Solutions LLC - (24) 3/4" PRV, (50) 3/4" Regulator Adapter	2,070.41	
Maint./Repair Materials - DIST	12/11/18	124949	Buchanan Pump Service & Supply - 5HP 230V Motorat Wilson Branch	1,149.00	
Maint./Repair Materials - DIST	12/11/18	7548	Utility Solutions LLC - 12X6" SS Tapping Sleeve Carbon Flange for Hydrant	587.30	
Maint./Repair Materials - DIST	12/13/18	7577	Utility Solutions LLC - (2) 2" G/V O/L NRS L/A, (4) 2" Restraint Kit, 2X6" Brass Nipple, (4) 2" SS Insert for SDR11	732.94	
Maint./Repair Materials - DIST	12/17/18	124959	Buchanan Pump Service & Supply - 3HP Motor at Holly Bush	783.00	
Maint./Repair Materials - DIST	12/18/18	2438	Engineered Solutions Midwest, - Rebuild parts for 1410 Pump	710.07	
Maint./Repair Materials - DIST	12/28/18	124979	Buchanan Pump Service & Supply - Seal Kit at Holly Bush	256.00	
Maint./Repair Materials - WTP	3/1/18	S1060768	Watson Marlow, Inc. - (4) Fittings for Chemical Pump	60.66	
Maint./Repair Materials - WTP	3/6/18	399791	Breeding's Plumbing & Electric - Poly Fittings	10.23	
Maint./Repair Materials - WTP	3/19/18	26048	Moore's Tru-Value Hardware - (2) 1/4" Cable Clamps, (2) Hose Nozzle	19.96	
Maint./Repair Materials - WTP	3/27/18	400012	Breeding's Plumbing & Electric - (4) 3/8 Sleeve, (3) 3/8" Needle Valve	21.37	
Maint./Repair Materials - WTP	4/17/18	26050	Moore's Tru-Value Hardware - 4"X100' Flex Line, 4" Coupling, (2) Bales Straw	88.40	
Maint./Repair Materials - WTP	5/17/18	400601	Breeding's Plumbing & Electric - (2) Caulking Tube	16.90	
Maint./Repair Materials - WTP	5/30/18	400717	Breeding's Plumbing & Electric - (6) Teflon Tape, (2) 3/8X1/4 Galv. Steel Bushing	7.50	
Maint./Repair Materials - WTP	6/20/18	400973	Breeding's Plumbing & Electric - 1/2" X 20' Shedule 80 Pipe	11.95	
Maint./Repair Materials - WTP	6/21/18	1006328	Aulick Chemical Solutions, Inc - (24) 33 lb. bags Carbon	1,029.60	
Maint./Repair Materials - WTP	6/29/18	145825	Hindman Promart - (3) Gutter Sealant	19.47	
Maint./Repair Materials - WTP	7/2/18	123183	Buchanan Pump Service & Supply - (24) Fuses, (3) Heater Element, 120V Coil, Contact Parts Kit	596.98	
Maint./Repair Materials - WTP	7/12/18	401222	Breeding's Plumbing & Electric - (2) 2" PVC Ball Valve	14.98	
Maint./Repair Materials - WTP	7/13/18	1006509	Aulick Chemical Solutions, Inc - Drum AulFlocc	927.00	
Maint./Repair Materials - WTP	7/25/18	30619	Moore's Tru-Value Hardware - 30' X 5/8" Hose, (10) Clamps, PVC Glue & Cleaner, (2) 1 1/2" Adapters, (2) Bushings, (2) 3/4" Ball Valve	76.80	
Maint./Repair Materials - WTP	7/25/18	30620	Moore's Tru-Value Hardware - (2) 3/4" Tee, (2) 3/4" Elbow, 3/4" Male Adapter, (5) 3/4" Female Adapter, (6) 3/4"X1/2" Insert	18.24	
Maint./Repair Materials - WTP	7/27/18	123478	Buchanan Pump Service & Supply - Rotor X, StatorX, Angular Contact Ball Bearing, Bearing, Oil (13) Labor on 300 HP Motor	6,641.85	
Maint./Repair Materials - WTP	8/15/18	401605	Breeding's Plumbing & Electric - (5) 1/2" SCH 80 Coupling, Tee and Valve	80.85	
Maint./Repair Materials - WTP	8/16/18	123866	Buchanan Pump Service & Supply - Cooling Fan	79.00	
Maint./Repair Materials - WTP	9/4/18	123882	Buchanan Pump Service & Supply - (3) Square D Heater	96.90	

**Knott County Water Sewer District
General Ledger
For the Period From Jan 1, 2018 to Dec 31, 2018**

Item 21
Page 7 of 8
Witness: Kyle Smith

Filter Criteria includes: 1) IDs: Multiple IDs. Report order is by ID. Report is printed with

Account Description	Date	Reference	Trans Description	Debit Amt	Credit Amt
Maint./Repair Materials - WTP	9/11/18	SI076617	Watson Marlow, Inc. - (2) Fitting for Pump	22.60	
Maint./Repair Materials - WTP	9/21/18	1006918	Aulick Chemical Solutions, Inc - Hydrogen Peroxide Drum	178.00	
Maint./Repair Materials - WTP	10/16/18	P47206	Wilson Equipment Company - (2) Air Hose, (12) Washer, (2) FM Fitting	175.16	
Maint./Repair Materials - WTP	12/13/18	4750	Maggard Electric - (2) Bearing and Labor for Coagulant Mixer	75.00	
Maint./Repair Materials - WTP	12/21/18	124975	Buchanan Pump Service & Supply - Line Starter on Sand Pump	267.00	
Maint./Repair Materials - WTP	12/28/18	124978	Buchanan Pump Service & Supply - (2) Auxillary Contact for Sand Pump	41.26	
Maint./Repair Materials - WTP	12/28/18	100056485	M & D Electrical Sales, Inc. - (3) Overload Relay for Coagulant Mixer	61.68	
Tools/Small Equipment - DIST	1/11/18	127718	Hindman Promart - (2) Propane Torch w/ Tank	52.98	
Tools/Small Equipment - DIST	2/5/18	26042	Moore's Tru-Value Hardware - Mattock	26.99	
Tools/Small Equipment - DIST	3/5/18	6098	Utility Solutions LLC. - (2) 24" T Bar	70.87	
Tools/Small Equipment - DIST	3/6/18	26045	Moore's Tru-Value Hardware - (3) Pipe Wrenches, (2) Pressure Gauges	73.95	
Tools/Small Equipment - DIST	3/6/18	4202679	Zoro Tools, Inc - Infrared Thermometer	40.60	
Tools/Small Equipment - DIST	3/14/18	26047	Moore's Tru-Value Hardware - (2) Channel Locks, Wrench, Hacksaw, Adj.	196.28	
Tools/Small Equipment - DIST	3/19/18	6170	Wrench, Plastic Cutter, Pliers, (6) Sharkbite Fittings, Gloves	132.92	
Tools/Small Equipment - DIST	3/22/18	524580	Utility Solutions LLC. - (3) Adjustable Hydrant Wrench	79.95	
Tools/Small Equipment - DIST	4/6/18	5767-334754	USA Bluebook - 4" Vise	22.99	
Tools/Small Equipment - DIST	4/12/18	26049	Auto Mart - 1-1/4" Combo Wrench	80.43	
Tools/Small Equipment - DIST	4/30/18	400361	Moore's Tru-Value Hardware - Plier Set, (2) Pipe Wrench, Paint Brush, (2) 1/4 Pt. Paint	24.99	
Tools/Small Equipment - DIST	4/30/18	30607	Breeding's Plumbing & Electric - Chainsaw Chain	37.98	
Tools/Small Equipment - DIST	5/9/18	139710	Moore's Tru-Value Hardware - (2) Cutting Blades	116.56	
Tools/Small Equipment - DIST	5/23/18	30608	Hindman Promart - (2) Shovel, 3/4" Water Line	349.95	
Tools/Small Equipment - DIST	6/4/18	142535	Moore's Tru-Value Hardware - FS-94R Trimmer	20.49	
Tools/Small Equipment - DIST	6/8/18	5767-340079	Hindman Promart - 50' Water Hose	702.68	
Tools/Small Equipment - DIST	6/27/18	5767-341603	Auto Mart - (12) Oil Mix, Trimmer Head, (2) 14" Chain, Bar Oil, Pruning Saw	39.99	
Tools/Small Equipment - DIST	7/2/18	30614	Auto Mart - Grease Gun	60.98	
Tools/Small Equipment - DIST	7/6/18	07-06	Moore's Tru-Value Hardware - (2) Tubing Cutters	365.40	
Tools/Small Equipment - DIST	8/2/18	30622	Metal Detector	304.31	
Tools/Small Equipment - DIST	8/3/18	105630	Moore's Tru-Value Hardware - Battery Drill, (2) 10" Pipe Wrench, Sawzall Blade, Saw Blade, (10) Roll Black Tape	250.95	
Tools/Small Equipment - DIST	8/17/18	30624	Hindman Tire and Auto Parts - (2) Socket Set, (3) Motor Tune-up	179.00	
Tools/Small Equipment - DIST	9/6/18	5767-347387	Moore's Tru-Value Hardware - Sawzall	95.29	
Tools/Small Equipment - DIST	9/17/18	S100064756.003	Auto Mart - (2) Duct Tape, (2) 10X25 Plastic Roll, 16X20 Tarp, Long Nose Pliers, Adj. Wrench	82.00	
Tools/Small Equipment - DIST	10/8/18	J580415	The C. I. Thornburg Co., Inc. - 6' Trumbull T-Handle Valve Wrench	384.86	
Tools/Small Equipment - DIST	10/23/18	159093	Core & Main - Standing Shut-Off Tool, 2" Valve Wrench	43.79	
Tools/Small Equipment - DIST	10/23/18	30635	Hindman Promart - Hook Clevis Grab, 50' Rope	7.49	
Tools/Small Equipment - DIST	10/25/18	5767-351269	Moore's Tru-Value Hardware - Hacksaw	24.78	
Tools/Small Equipment - DIST	10/25/18	30636	Auto Mart - Funnel, 10" Wrench	344.19	
Tools/Small Equipment - DIST	11/21/18	30643	Moore's Tru-Value Hardware - (6) Electric Heater, (2) Thread Tape, 5 lb. Screws, (2) Bits, Tire Plug Kit, (10) Rolls Black Tape	105.06	
Tools/Small Equipment - DIST	11/28/18	5767-353413	Moore's Tru-Value Hardware - Gloves, (2) Vise Grips, Pipe Cutter, 30' Clear Hose, (5) Keys, Linesman Plier	126.41	
Tools/Small Equipment - DIST			Auto Mart - 1/2" Ratchet, (2) Ceramic Heater, 6 PC Screwdriver Set, (5) Electrical Tape		

Knott County Water Sewer District
General Ledger
For the Period From Jan 1, 2018 to Dec 31, 2018

Item 21
Page 8 of 8
Witness: Kyle Smith

Filter Criteria includes: 1) IDs: Multiple IDs. Report order is by ID. Report is printed with

Account Description	Date	Reference	Trans Description	Debit Amt	Credit Amt
Tools/Small Equipment - DIST	12/27/18	30645	Moore's Tru-Value Hardware - Dewalt Light, (2) Tape Ruler, T Handle Wrench	126.94	
Tools/Small Equipment - WTP	6/27/18	5767-341605	Auto Mart - 50' Extension Cord	29.99	
Tools/Small Equipment - WTP	8/27/18	4887804	Zoro Tools, Inc - Oil/Air Burst Compressor	153.06	
Buildings & Grounds - ADM	2/12/18	490266	USA Bluebook - (2) Fluorescent Bulb	23.38	
Buildings & Grounds - DIST	3/14/18	133632	Hindman Promart - 80 lb. Bag Concrete Mix	4.59	
Buildings & Grounds - DIST	3/27/18	134840	Hindman Promart - 50 lb. Bag Blacktop Patch	80.50	
Buildings & Grounds - DIST	4/6/18	136032	Hindman Promart - (12) 80 lb. Concrete Mix	55.68	
Buildings & Grounds - DIST	4/10/18	136377	Hindman Promart - (10) 50 lb. Blacktop Patch	80.50	
Buildings & Grounds - DIST	4/11/18	5767-335101	Auto Mart - 3 lb. Trimmer Line, (6) Oil Mix, (5) Keys	52.35	
Buildings & Grounds - DIST	6/1/18	22955866	Martin Marietta Materials, Inc - 26.58 Tons of Gravel	551.54	
			Hindman Promart - (8) 80lb. Concrete Mix, (8) 50lb. Blacktop Patch, Retractable		
Buildings & Grounds - DIST	7/12/18	147455	Utility Knife	105.47	
Buildings & Grounds - DIST	7/24/18	148868	Hindman Promart - (6) 80lb. Concrete Mix	27.84	
Buildings & Grounds - DIST	8/6/18	150378	Hindman Promart - 6 pc. Punch Kit, (10) 80lb. Concrete Mix	59.89	
			Hindman Promart - (12) 4X4X8 Treated Post, (20) 2X4X8 Lumber, Star Screws, (4) 80 lb. Concrete Mix, Connector Hose, 1" Coupling, 3/4" Hose Bib, Flexogen		
Buildings & Grounds - DIST	9/13/18	154806	Hose	374.89	
Buildings & Grounds - DIST	12/1/18	24282043	Martin Marietta Materials, Inc - 26.13 ton gravel	542.20	
Buildings & Grounds - DIST	12/14/18	164243	Hindman Promart - (5) 80 lb. Concrete Mix	23.20	
Buildings & Grounds - DIST	12/18/18	164478	Hindman Promart - 5lb Fescue Grass Seed	35.97	
Buildings & Grounds - WTP	11/15/18	108578	Hartzler Door & Gate LLC - Service Call to Repair Bay Door	100.00	

**Knott County Water and Sewer District
Case No. 2019-00268
Letcher County Water and Sewer District and City of Hindman's First Request for
Information issued September 6, 2019**

22. Provide a breakdown of test period Contractual Services Expense of \$235,642.

Response:

The breakdown of the Contractual Services Expense is as follows:

- Professional Services - \$33,651
- Lab/Testing - \$23,993
- Outside Services - \$78,603
- Water Withdrawal/Use Fees - \$82,382
- Sludge Removal - \$3,170
- Maint. Support/Contracts - \$13,634
- Janitorial Supplies - \$209

**Knott County Water and Sewer District
Case No. 2019-00268
Letcher County Water and Sewer District and City of Hindman's First Request for
Information issued September 6, 2019**

23. Provide the invoices for test period Contractual Services Expense of \$235,642.

Response:

Please see attached.

**Knott County Water Sewer District
General Ledger**

For the Period From Jan 1, 2018 to Dec 31, 2018

Item 23
Page 2 of 7
Witness: Kyle Smith

Filter Criteria includes: 1) IDs: Multiple IDs. Report order is by ID. Report is printed with

Contractual Services

Account Description	Date	Reference	Trans Description	Debit Amt	Credit Amt
Outside Services - ADM	1/1/18	141	Cornett Computing - Malware Removal, Reconnect Computer to Network,		
Outside Services - ADM	1/4/18	64618	Reconnect Office Printer to Network	150.00	
Outside Services - ADM	1/8/18	0244787	United Systems & Software, Inc - Delinquent Bills	245.07	
Outside Services - ADM	1/8/18	0244913	Rumpke - Roll - Off Service	102.03	
Outside Services - ADM	1/8/18	0244913	Rumpke - 4YD Roll -Off Bin Service	48.00	
Outside Services - ADM	1/12/18	64683	United Systems & Software, Inc - January Billing	2,040.01	
Outside Services - ADM	1/19/18	26076	ABCO Security Systems, Inc. - Labor & Parts to Replace Security Camera	785.00	
Outside Services - ADM	1/25/18	144	Cornett Computing - Restored Server, Consulted on Switching Printer	30.00	
Outside Services - ADM	2/2/18	64942	United Systems & Software, Inc - Delinquent Bills	195.21	
Outside Services - ADM	2/6/18	0246742	Rumpke - Roll - Off Service	102.03	
Outside Services - ADM	2/9/18	02092018	R & B Heating and Cooling - Parts & Labor to Replace Fan Motor on Heat Pump	125.00	
Outside Services - ADM	2/14/18	65043	United Systems & Software, Inc - February Billing	2,057.88	
Outside Services - ADM	2/21/18	65101	United Systems & Software, Inc - Delinquent Bills	272.46	
Outside Services - ADM	3/1/18	0249161	Rumpke - Roll - Off Service	102.03	
Outside Services - ADM	3/9/18	65360	United Systems & Software, Inc - March Billing	2,063.06	
Outside Services - ADM	4/1/18	0251301	Rumpke - Roll - Off Service	102.03	
Outside Services - ADM	4/5/18	65693	United Systems & Software, Inc - Delinquent Bills	247.69	
Outside Services - ADM	4/12/18	65756	United Systems & Software, Inc - April Billing	2,072.14	
Outside Services - ADM	4/13/18	3059	Graphic Impressions - (10) License Plates	100.00	
Outside Services - ADM	4/14/18	151	Cornett Computing - Outage Restoration	30.00	
Outside Services - ADM	4/23/18	152	Cornett Computing - Outage Restoration	90.00	
Outside Services - ADM	4/25/18	65845	United Systems & Software, Inc - Delinquent Bills	262.82	
Outside Services - ADM	5/1/18	05012018	Nexcheck, LLC - Annual Fee for Website	299.00	
Outside Services - ADM	5/7/18	0253327	Rumpke - Roll - Off Service	102.03	
Outside Services - ADM	5/7/18	0253449	Rumpke - 4YD Roll -Off Bin Service	48.00	
Outside Services - ADM	5/8/18	66057	United Systems & Software, Inc - May Billing	2,045.57	
Outside Services - ADM	5/29/18	66208	United Systems & Software, Inc - Delinquent Bills	250.00	
Outside Services - ADM	6/5/18	0255421	Rumpke - Roll - Off Service	102.03	
Outside Services - ADM	6/6/18	66433	United Systems & Software, Inc - June Billing	2,041.68	
Outside Services - ADM	6/29/18	158	Cornett Computing - Install and Set Up New Printer an Repairs to PC at Sewer Plant	140.00	
Outside Services - ADM	7/3/18	66809	United Systems & Software, Inc - July Billing	2,049.46	
Outside Services - ADM	7/5/18	0257530	Rumpke - Roll - Off Service	102.03	
Outside Services - ADM	7/9/18	66840	United Systems & Software, Inc - Delinquent Bills	248.38	
Outside Services - ADM	7/16/18	0259769	Rumpke - 4YD Roll -Off Bin Service	48.00	

9/18/2019 at 12:30 PM

Page: 1

**Knott County Water Sewer District
General Ledger**

For the Period From Jan 1, 2018 to Dec 31, 2018

Item 23
Page 3 of 7
Witness: Kyle Smith

Filter Criteria includes: 1) IDs: Multiple IDs. Report order is by ID. Report is printed with

Account Description	Date	Reference	Trans Description	Debit Amt	Credit Amt
Outside Services - ADM	8/1/18	0259646	Rumpke - Roll - Off Service	102.03	
Outside Services - ADM	8/7/18	67251	United Systems & Software, Inc - August Billing	2,050.10	
Outside Services - ADM	8/7/18	67246	United Systems & Software, Inc - Delinquent Bills	240.44	
Outside Services - ADM	8/9/18	163	Cornett Computing - Fixed Remote Access for Ball Creek	40.00	
Outside Services - ADM	8/30/18	803794	ABCO Security Systems, Inc. - Labor & Parts to Replace Security Camera	785.00	
Outside Services - ADM	9/7/18	165	Cornett Computing - Fixed Remote Access for Ball Creek	40.00	
Outside Services - ADM	9/10/18	0261890	Rumpke - Roll - Off Service	102.03	
Outside Services - ADM	9/13/18	67740	United Systems & Software, Inc - Delinquent Bills	249.30	
Outside Services - ADM	9/18/18	67750	United Systems & Software, Inc - September Billing	2,050.10	
Outside Services - ADM	9/28/18	68012	United Systems & Software, Inc - Annual Software Support	2,345.00	
Outside Services - ADM	9/30/18	68090	United Systems & Software, Inc - Delinquent Bills	221.30	
Outside Services - ADM	10/3/18	0263747	Rumpke - Roll - Off Service	102.03	
Outside Services - ADM	10/5/18	68139	United Systems & Software, Inc - October Billing	2,058.53	
Outside Services - ADM	10/26/18	68383	United Systems & Software, Inc - Delinquent Bills	233.90	
Outside Services - ADM	11/6/18	0265868	Rumpke - Roll - Off Service	102.03	
Outside Services - ADM	11/16/18	68725	United Systems & Software, Inc - November Billing	2,066.95	
Outside Services - ADM	11/21/18	11-21.99	1&1 email Annual Fee	182.85	
Outside Services - ADM	12/5/18	172	Cornett Computing - IT Support	100.00	
Outside Services - ADM	12/5/18	0267950	Rumpke - Roll - Off Service	102.03	
Outside Services - ADM	12/5/18	69029	United Systems & Software, Inc - Delinquent Bills	230.18	
Outside Services - DIST	1/4/18	450613	Piercy Mullins - Changed Motor on Pump 1, Install New Wall Heater, Made Adj. to Discharge Pressure Switch @ Short Fork BPS	725.00	
Outside Services - DIST	1/4/18	450611	Piercy Mullins - Troubleshoot Pump 2, Found Bad Seal @ 1410 BPS	175.00	
Outside Services - DIST	1/6/18	6432	Combs Auto Sales & Wrecker Ser - Wrecker Service	60.00	
Outside Services - DIST	1/9/18	121382	Buchanan Pump Service & Supply	1,015.00	
Outside Services - DIST	2/8/18	122611	Buchanan Pump Service & Supply	210.00	
Outside Services - DIST	2/13/18	450634	Piercy Mullins - Wired On Canopy & Lights @ WTP	1,477.50	
Outside Services - DIST	2/13/18	450636	Piercy Mullins - Troubleshoot, Disassembled PRV and Removed Piece of Rubber, Reassembled @ Dry Creek BPS	535.00	
Outside Services - DIST	2/13/18	450637	Piercy Mullins - Trouble Shoot Electrical System Pump 1 & 2	195.00	
Outside Services - DIST	2/13/18	450638	Piercy Mullins - Found #1 Motor Bad, Found Bad Check Valves on Pump 2, Replaced Motor on Pump 2	360.00	
Outside Services - DIST	3/5/18	3022	Graphic Impressions - (10) Stickers for Vehicles	35.00	
Outside Services - DIST	4/11/18	S100049826.00	The C. I. Thornburg Co., Inc. - Mileage & Labor for Meter Testing	2,226.50	
Outside Services - DIST	4/17/18	950261	Piercy Mullins - Reset VFD and Checked Motor and Pump at Redfox BPS	140.00	
Outside Services - DIST	4/17/18	950260	Piercy Mullins - Checked Pump Motor for Inlet	220.00	

9/18/2019 at 12:30 PM

Page: 2

**Knott County Water Sewer District
General Ledger**

For the Period From Jan 1, 2018 to Dec 31, 2018

Item 23
Page 4 of 7
Witness: Kyle Smith

Filter Criteria includes: 1) IDs: Multiple IDs. Report order is by ID. Report is printed with

Account Description	Date	Reference	Trans Description	Debit Amt	Credit Amt
Outside Services - DIST	4/17/18	950259	Piercy Mullins - Troubleshoot Combs Branch Pump Station Pumps 1 & 2 was Tripped Out.	175.00	
Outside Services - DIST	5/1/18	7342	Combs Auto Sales & Wrecker Ser - Towing Service for Gavin's Truck	250.00	
Outside Services - DIST	5/15/18	7358	Combs Auto Sales & Wrecker Ser - Wrecker Service	60.00	
Outside Services - DIST	5/16/18	002	Hicks Brothers Construction - Excavation Work, Prepare Road & Hammer Ditch for Water Line at Wagers Branch	3,500.00	
Outside Services - DIST	6/1/18	S100049296.00	The C. I. Thornburg Co., Inc. - Mileage & Labor for Meter Testing, Buchanan Pump Service & Supply - (6) Hours Laborto Check Control Circuits	1,586.00	
Outside Services - DIST	6/8/18	123182	Piercy Mullins - Trouble Shooting Control Panel, Replaced Relay R4 & Socket, R6 Relay, and Timer 1 & 6 @ Wolfpen BPS	420.00	
Outside Services - DIST	6/25/18	950287	Piercy Mullins - Found Bad Pump Motor at Stonefork BPS	320.00	
Outside Services - DIST	6/25/18	950290	Piercy Mullins - #2 Pump was Locked Up. Freed Up Propellers.	135.00	
Outside Services - DIST	6/25/18	950291		160.00	
Outside Services - DIST	7/1/18	950292	Piercy Mullins - Replaced Pump and Motor at Combs Branch BPS	265.00	
Outside Services - DIST	7/18/18	950299	Piercy Mullins - Repaired PLC Card on Control Panel at Big Branch Water Tank	500.00	
Outside Services - DIST	7/18/18	175451	Piercy Mullins - Trouble Shooting VFD's at Camp Creek	220.00	
Outside Services - DIST	7/26/18	S100056063.00	The C. I. Thornburg Co., Inc. - VXU Repair	257.00	
Outside Services - DIST	8/7/18	S100060562.00	The C. I. Thornburg Co., Inc. - Service Charge for Wet Tap Service	962.00	
Outside Services - DIST	8/28/18	175463	Piercy Mullins - Reset Alternator Switch Pumps 1 & 2 at Kelly Fork Pump Station	170.00	
Outside Services - DIST	9/1/18	950289	Piercy Mullins - Plumbed Pump Street with all new piping at Wiley Fork BPS	735.00	
Outside Services - DIST	9/1/18	950295	Piercy Mullins - Replaced Main Disconnect, Wiring, and Lighting at Pippa Passes Sewer Plant	2,593.00	
Outside Services - DIST	9/5/18	11348	Mike's Auto Salvage - (4) Tires & Wheels for Trailer	400.00	
Outside Services - DIST	9/12/18	175468	Piercy Mullins - Fixed Water Leak on Pipe Fitting & Reset Overload on Pumps 1 & 2 at Wiley Fork BPS	205.00	
Outside Services - DIST	10/1/18	175477	Piercy Mullins - Discovered Honey Gap BPS Was Struck by Lightning. Replaced Line Starter, Installed New Breaker, Rewired HVAC, Installed New Thermostat. _ _	1,460.00	
Outside Services - DIST	11/6/18	11953	Mike's Auto Salvage - (2) Tire	100.00	
Outside Services - DIST	11/27/18	11986	Mike's Auto Salvage - (2) Hubs and Lug Nuts for Trailer	110.00	
Outside Services - DIST	11/27/18	175405	Piercy Mullins - Diagnosing HVAC at Augdon Vest, Arnolds Fork & Big Branch	525.00	

**Knott County Water Sewer District
General Ledger**

Item 23
Page 5 of 7
Witness: Kyle Smith

For the Period From Jan 1, 2018 to Dec 31, 2018

Filter Criteria includes: 1) IDs: Multiple IDs. Report order is by ID. Report is printed with

Account Description	Date	Reference	Trans Description	Debit Amt	Credit Amt
			Piercy Mullins - At 1410 BPS, Troubleshoot Pump 2 and Found Impeller Bolt Broke and Damage Done to Impeller Housing. Got Motor Ready to Ship for Repairs.	455.00	
Outside Services - DIST	11/27/18	175483			
Outside Services - DIST	11/27/18	175484	Piercy Mullins - Worked on Heat Pump at Augdon Vest	170.00	
			Piercy Mullins - At Arnold Fork BPS, Found Heat Pump and Portable Heater not Working, Installed New Heaters.	505.00	
Outside Services - DIST	11/27/18	175487			
Outside Services - DIST	11/27/18	175488	Piercy Mullins - At 1498 BPS, Troubleshoot and Found E Stop Tripped	125.00	
			Piercy Mullins - At Wilson Branch BPS, Diagnosed Heater Not Working and Pump Seal Out, Installed New Heater.	505.00	
Outside Services - DIST	11/27/18	175489			
Outside Services - DIST	11/27/18	175490	Piercy Mullins - At Slone Fork BPS, Diagnosed and Needs Motor on Pump 2, Installed New Heater	505.00	
			Piercy Mullins - Troubleshoot at Big Branch BPS, Heat Pump Not Working, Thermostat Down	125.00	
Outside Services - DIST	11/27/18	175491			
Outside Services - DIST	11/27/18	175492	Piercy Mullins - Reset Generator Box at Hickory Hills	125.00	
			Piercy Mullins - At Possum Trot BPS, Troubleshoot Receptical Circuit. Found Bad Breaker, Receptical and Burnt Wiring. Installed New Heater.	550.00	
Outside Services - DIST	11/27/18	175493			
Outside Services - DIST	11/27/18	175495	Piercy Mullins - Made Adjustments to Pump 1 at Kelly Fork	170.00	
			Piercy Mullins - Found Bad Compressor on HVAC at Clear Creek BPS	125.00	
Outside Services - DIST	11/27/18	175498			
Outside Services - DIST	11/28/18	124942	Buchanan Pump Service & Supply - (18) Hours Field Labor	1,260.00	
Outside Services - DIST	12/3/18	4849	Maggard Electric - 1 Hour Labor	60.00	
			Buchanan Pump Service & Supply - (20) Hours Field Labor on 1410 Pump	1,400.00	
Outside Services - DIST	12/4/18	124954			
			Buchanan Pump Service & Supply - (5) Hour Labor for Testing WTP Pumps	350.00	
Outside Services - WTP	2/20/18	122453			
			Lewis Electric - Supplies, Boom Lift Rental & Labor to Replace and Repair Outside Lighting at WTP	535.00	
Outside Services - WTP	5/1/18	183154			
			Living Waters Company, Inc. - Annual Service for Chlorine Feed System	1,793.05	
Outside Services - WTP	5/4/18	0085425-IN			
			Buchanan Pump Service & Supply - Labor for troubleshooting VFD at WTP	420.00	
Outside Services - WTP	7/2/18	123810			
Outside Services - WTP	7/12/18	7725	Combs Auto Sales & Wrecker Ser - Haul Sludge Tank	150.00	
			Piercy Mullins - Trouble Shooting Water Plant #2 High Service Pump.	255.00	
Outside Services - WTP	7/18/18	950298			
			Buchanan Pump Service & Supply - (24) Hours Labor to Install 300 HP Motor at WTP	1,680.00	
Outside Services - WTP	7/27/18	123823			
Outside Services - WTP	8/6/18	175458	Piercy Mullins - Removed VFD for High Service Pump	510.00	
Outside Services - WTP	8/27/18	10151	Service Pump & Supply Co., Inc - Drive Repair	5,321.25	

9/18/2019 at 12:30 PM

Page: 4

**Knott County Water Sewer District
General Ledger**

For the Period From Jan 1, 2018 to Dec 31, 2018

Filter Criteria includes: 1) IDs: Multiple IDs. Report order is by ID. Report is printed with

Account Description	Date	Reference	Trans Description	Debit Amt	Credit Amt
Outside Services - WTP	8/30/18	10198	Service Pump & Supply Co., Inc - Drive Repair	2,310.00	
			Buchanan Pump Service & Supply - (5) Hours Installing Cooling Fan, (2)		
Outside Services - WTP	9/4/18	123882	Hour Labor Installing Heaters	490.00	
Outside Services - WTP	9/5/18	\$100064195.00	The C. I. Thornburg Co., Inc. - Flowmeter Calibration	1,073.00	
Outside Services - WTP	9/13/18	166	Cornett Computing - Outage Restoration	40.00	
Outside Services - WTP	11/27/18	175486	Piercy Mullins - Checked RPM on Stirrer at WTP	125.00	
Outside Services - WTP	11/28/18	0267104	Rumpke - Sludge Removal at WTP	2,886.93	
Lab/Testing - DIST	1/1/18	057383	Appalachian States Analytical,	150.75	
Lab/Testing - WTP	1/1/18	057383	Appalachian States Analytical,	15.25	
Lab/Testing - WTP	1/1/18	057384	Appalachian States Analytical, - Compliance Sampling	971.75	
Lab/Testing - WTP	1/31/18	057510	Appalachian States Analytical, - Compliance Sampling	1,245.75	
Lab/Testing - WTP	2/28/18	057641	Appalachian States Analytical, - Compliance Sampling	2,488.00	
Lab/Testing - WTP	4/1/18	057787	Appalachian States Analytical, - Compliance Sampling	1,493.75	
Lab/Testing - WTP	5/1/18	057929	Appalachian States Analytical, - Compliance Sampling	1,280.75	
Lab/Testing - WTP	6/1/18	058083	Appalachian States Analytical, - Compliance Sampling	2,936.75	
Lab/Testing - WTP	6/30/18	8067119	Mineral Labs, Inc. - Compliance Sampling	830.00	
Lab/Testing - WTP	7/1/18	058231	Appalachian States Analytical, - Compliance Sampling	3,888.75	
Lab/Testing - WTP	7/5/18	616918	USA Bluebook - Hach pH Buffer	13.79	
Lab/Testing - WTP	7/31/18	8077142	Mineral Labs, Inc. - Compliance Sampling - Water	1,456.00	
Lab/Testing - WTP	8/1/18	058363	Appalachian States Analytical, - Compliance Sampling	182.25	
Lab/Testing - WTP	8/31/18	8087133	Mineral Labs, Inc. - Compliance Sampling - Water	2,852.84	
Lab/Testing - WTP	9/30/18	8097128	Mineral Labs, Inc. - Compliance Sampling - Water	1,658.00	
Lab/Testing - WTP	10/31/18	8107141	Mineral Labs, Inc. - Compliance Sampling - Water	126.00	
Lab/Testing - WTP	11/30/18	8117140	Mineral Labs, Inc. - Compliance Sampling - Water	2,116.00	
Lab/Testing - WTP	12/31/18	8127133	Mineral Labs, Inc. - Compliance Sampling - Water	286.00	
Water Withdrawal/Use Fees-WTP	1/30/18	1031217	Kentucky State Treasurer - QE 12/31/17 Water Withdrawal Fees	3,712.17	
Water Withdrawal/Use Fees-WTP	5/9/18	1030318	Kentucky State Treasurer - QE 3/31/18 Water Withdrawal Fees	4,505.34	
Water Withdrawal/Use Fees-WTP	8/2/18	1030618	Kentucky State Treasurer - QE 6/30/18 Water Withdrawal Fees	3,881.92	
Water Withdrawal/Use Fees-WTP	10/12/18	10122018	USAED, Louisville Corps of Eng - WATER STORAGE O&M FY2019	55,057.14	
Water Withdrawal/Use Fees-WTP	12/1/18	1030918	Kentucky State Treasurer - QE 9/30/18 Water Withdrawal Fees	3,872.37	
Water Withdrawal/Use Fees-WTP	12/31/18	GENJ	To record change in prepaid expense	11,353.00	
			Calvin R. Tackett, Esc. - Corporate - \$350.00/Whitaker Bank -		
Professional Svcs.-Other - ADM	1/4/18	010418	\$234.50/Minnie Hall - \$918.75/Expenses - \$5.47	1,508.72	
Professional Svcs.-Other - ADM	2/1/18	02012018	Calvin R. Tackett, Esc. - Corporate - \$437.50/TEA/Phoenix - \$1,386.00	1,823.50	
			Calvin R. Tackett, Esc. - Corporate - \$686/TEA/Phoenix - \$787.50/ Francis		
Professional Svcs.-Other - ADM	3/1/18	03012018	Property - \$87.50/ Southern Water - \$189.00	1,750.00	
Professional Svcs.-Other - ADM	3/1/18	03012018A	Calvin R. Tackett, Esc. - Expenses	15.25	
Professional Svcs.-Other - ADM	4/3/18	04032018	Calvin R. Tackett, Esc. - Corporate - \$875.00	875.00	

**Knott County Water Sewer District
General Ledger**

For the Period From Jan 1, 2018 to Dec 31, 2018

Filter Criteria includes: 1) IDs: Multiple IDs. Report order is by ID. Report is printed with

Account Description	Date	Reference	Trans Description	Debit Amt	Credit Amt
Professional Svcs.-Other - ADM	5/2/18	05022018	Calvin R. Tackett, Esc. - Corporate - \$525.00	525.00	
Professional Svcs.-Other - ADM	6/1/18	06012018	Calvin R. Tackett, Esc. - Corporate - \$554.75	554.75	
Professional Svcs.-Other - ADM	8/23/18	16-CI-141	Ella Prater - Commissioner Fee for Red Fox Condemnation	200.00	
Professional Svcs.-Other - ADM	8/23/18	16-CI-141	John C. Calhoun - Commissioner Fee for Red Fox Condemnation	200.00	
Professional Svcs.-Other - ADM	8/23/18	16-CI-141	Claude Conley - Commissioner Fee for Red Fox Condemnation	200.00	
Professional Svcs.-Other - ADM	9/1/18	09012018	Calvin R. Tackett, Esc. - Pippa Passes/Alice Lloyd - \$627.08, Hall - \$816.67	1,443.75	
Professional Svcs.-Other - ADM	9/18/18	1185	Vanguard Mapping Solutions LLC - Training, Database Development, Annual Maintenance Fee for Phone and e-mail Support	3,500.00	
Professional Svcs.-Other - ADM	9/20/18	126410	RFH, PLLC - Audit of Financial Statements for the Year Ended 2017	16,000.00	
Professional Svcs.-Other - ADM	10/1/18	10012018	Calvin R. Tackett, Esc. - Hall - \$262.50, Whitaker Bank - \$102.67, Arizona Francis - \$233.33, Rate Increase - \$437.50, Corporate Governance - \$962.50	1,998.50	
Professional Svcs.-Other - ADM	11/7/18	11072018	Calvin R. Tackett, Esc. - Rate Increase - \$1,108.33, HWY Proj. - \$189.58, Letcher Co. Interconnect/Ellis Hall - \$247.92, Avery Shrum Lawsuit - \$100.92	1,646.75	
Professional Svcs.-Other - ADM	12/3/18	12032018	Calvin R. Tackett, Esc. - Letcher Co. Interconnect/Ellis Hall - \$350.00, Pippa Passes - \$364.58, Corporate - \$641.67, Expenses - \$44.00	1,400.25	
Professional Svcs.-Other - DIST	5/10/18	05-10	Purchase Copy of Accident Report	10.00	
Sludge Removal - WT	4/19/18	1025	B & C Septic Tank Service, Inc - Pumped Treatment Plant	900.00	
Sludge Removal - WT	6/1/18	014699	B & C Septic Tank Service, Inc - Pumped Septic Tank	180.00	
Sludge Removal - WT	7/12/18	1425	B & C Septic Tank Service, Inc - Pumped Sludge Tank at WTP	165.00	
Sludge Removal - WT	10/29/18	0265037	Rumpke - Sludge Removal	1,924.62	
Maint. Support/Contracts-ADM	1/3/18	01-03	Sage 50 Annual Subscription	1,496.98	
Maint. Support/Contracts-ADM	12/21/18	12-21.1	Sage 50 Annual Subscription	1,661.95	
Maint./Support Contracts-DIST	2/6/18	11051	Micro-Comm, Inc. - Service contract for SCADA 2/20/18 - 5/19/18	2,081.25	
Maint./Support Contracts-DIST	3/30/18	S100048820.00	The C. I. Thornburg Co., Inc. - Autoread Annual Support	2,150.00	
Maint./Support Contracts-DIST	5/1/18	05012018	Micro-Comm, Inc. - Service contract for SCADA 5/20/18 - 8/19/18	2,081.25	
Maint./Support Contracts-DIST	7/30/18	11630	Micro-Comm, Inc. - Service contract for SCADA 8/21/18 - 11/20/18	2,081.25	
Maint./Support Contracts-DIST	11/5/18	12003	Micro-Comm, Inc. - Service contract for SCADA 11/21/18 - 02/20/19	2,081.25	
Janitorial Supplies/Serv.-ADM	4/6/18	6153854	Quill Corporation - Cups, Forks, Paper Towels	79.97	
Janitorial Supplies/Serv.-ADM	4/17/18	041718	Matthew Catron, Custodian - To Replenish Imprest Account	46.47	
Janitorial Supplies/Serv.-ADM	10/16/18	101618	Matthew Catron, Custodian - To Replenish Imprest Account	82.42	

**Knott County Water and Sewer District
Case No. 2019-00268
Letcher County Water and Sewer District and City of Hindman's First Request for
Information issued September 6, 2019**

24. State the basis for Knott District's proposed adjustment to Contractual Services Expense of \$69,566. In the response, state all assumptions used and show all calculations to derive the proposed adjustment.

Response:

Please see attached.



Alan Villines <[REDACTED]>

FW: Carr Creek Water Supply Temporary Increase

1 message

Kyle Smith <[REDACTED]>
To: Alan Villines <[REDACTED]>

Wed, Jul 10, 2019 at 11:49 AM

Alan,
Please find the email below regarding our approval to go from withdrawing 2 MGD to 4 MGD. As we discussed this will roughly double the annual amount we have to pay to the USACE. In 2017 and 2018 we have paid \$84,055.73 and \$55,057.14 respectively. This is an average of \$69,556.44 annually. This expense on the 2018 PSC report was reported under the Contractual Services - Other as Water Treatment.
Please let me know if any additional information is needed or if you have any questions.

Thanks,
Kyle Smith

7777 Big Branch Road, Vicco KY 41773

Office 606.642.3582

Fax 606.642.3770

-----Original Message-----

From: Meffert, Kenneth L CIV USARMY CELRL (US)
[mailto:[REDACTED]]
Sent: Friday, March 30, 2018 11:07 AM
To: [REDACTED]
Cc: Johnson, Carey (EEC) <[REDACTED]>
Subject: Carr Creek Water Supply Temporary Increase

Mr. Smith,

The Louisville District has determined, utilizing water supply storage accounting practices, that the Carr Creek Water Commission (CCWC) may withdraw up to 2,052 acre-feet of water storage between now and the time in which a new, permanent increase in water supply storage equaling 4 MGD has been approved and executed via water supply agreement or the end of this calendar year of 2018, whichever comes first. During this time, the Louisville District understands that CCWC's daily rate of water withdrawal may fluctuate both above and/or below the approved 2 MGD limitation. The Louisville District acknowledges CCWC alerting us to their need for increased water supply storage and is working towards submitting a letter report and supplemental agreement to HQUSACE for review/approval. CCWC is encouraged to continue to work collaboratively with Louisville District in good faith to establish a new, permanent increase to 4 MGD.

Please feel free to call or email should you have any questions or concerns.

Respectfully,

Ken Meffert
Regional Economist
Planning, Programs, and Project Management Division - CELRL-PM-P Louisville
District US Army Corps of Engineers
502-315-6796

**Knott County Water Sewer District
General Ledger**

For the Period From Jan 1, 2018 to Dec 31, 2018

Filter Criteria includes: 1) IDs: Multiple IDs. Report order is by ID. Report is printed with

Account Description	Date	Reference	Trans Description	Debit Amt	Credit Amt
Office Supplies - WTP	12/5/18	12-05.1	Office 365 Subscription	105.99	
Telephone - ADM	1/1/18	ISP6060017794-0	Thacker-Grigsby Telephone Co. - ISP6060017794	79.95	
Telephone - ADM	1/1/18	6423260-0118	Thacker-Grigsby Telephone Co. - 6423260	60.04	
Telephone - ADM	1/1/18	6423770-0118	Thacker-Grigsby Telephone Co. - 6066423770	37.07	
Telephone - ADM	1/1/18	6423582-0118	Thacker-Grigsby Telephone Co. - 6423582	49.40	
Telephone - ADM	1/1/18	6423247-0118	Thacker-Grigsby Telephone Co. - 6423247	43.08	
Telephone - ADM	2/1/18	6423582-0218	Thacker-Grigsby Telephone Co. - 6423582	47.83	
Telephone - ADM	2/1/18	6423770-0218	Thacker-Grigsby Telephone Co. - 6066423770	35.75	
Telephone - ADM	2/1/18	6423247-0218	Thacker-Grigsby Telephone Co. - 6423247	43.14	
Telephone - ADM	2/1/18	ISP-6066423582-0	Thacker-Grigsby Telephone Co. - ISP-TVS-6066423582	79.95	
Telephone - ADM	2/2/18	6423260-0218	Thacker-Grigsby Telephone Co. - 6423260	70.30	
Telephone - ADM	3/1/18	6423582-0318	Thacker-Grigsby Telephone Co. - 6423582	47.21	
Telephone - ADM	3/1/18	6423260-0318	Thacker-Grigsby Telephone Co. - 6423260	77.08	
Telephone - ADM	3/1/18	6423247-0318	Thacker-Grigsby Telephone Co. - 6423247	43.14	
Telephone - ADM	3/1/18	ISP-TVS-6066423582	Thacker-Grigsby Telephone Co. - ISP-TVS-6066423582	79.95	
Telephone - ADM	3/1/18	6423770-0318	Thacker-Grigsby Telephone Co. - 6066423770	35.88	
Telephone - ADM	4/1/18	6423582-0418	Thacker-Grigsby Telephone Co. - 6423582	48.57	
Telephone - ADM	4/1/18	6423770-0418	Thacker-Grigsby Telephone Co. - 6066423770	35.64	
Telephone - ADM	4/1/18	6423247-0418	Thacker-Grigsby Telephone Co. - 6423247	43.16	
Telephone - ADM	4/1/18	6423260-0418	Thacker-Grigsby Telephone Co. - 6423260	56.62	
Telephone - ADM	4/1/18	ISP6066423582-0	Thacker-Grigsby Telephone Co. - ISP-TVS-6066423582	49.95	
Telephone - ADM	5/1/18	6423770-0518	Thacker-Grigsby Telephone Co. - 6066423770	35.89	
Telephone - ADM	5/1/18	6423582-0518	Thacker-Grigsby Telephone Co. - 6423582	46.72	
Telephone - ADM	5/1/18	6423260-0518	Thacker-Grigsby Telephone Co. - 6423260	54.60	
Telephone - ADM	5/1/18	6423247-0518	Thacker-Grigsby Telephone Co. - 6423247	43.04	
Telephone - ADM	5/1/18	ISP6066423582-0	Thacker-Grigsby Telephone Co. - ISP-TVS-6066423582	77.45	
Telephone - ADM	6/1/18	ISP6066423582-0	Thacker-Grigsby Telephone Co. - ISP-TVS-6066423582	74.95	
Telephone - ADM	6/1/18	6423582-0618	Thacker-Grigsby Telephone Co. - 6423582	46.72	
Telephone - ADM	6/1/18	6423770-0618	Thacker-Grigsby Telephone Co. - 6066423770	35.64	
Telephone - ADM	6/1/18	6423247-0618	Thacker-Grigsby Telephone Co. - 6423247	43.04	
Telephone - ADM	6/1/18	6423260-0618	Thacker-Grigsby Telephone Co. - 6423260	57.99	
Telephone - ADM	7/1/18	ISP6066423582-0	Thacker-Grigsby Telephone Co. - ISP-TVS-6066423582	74.95	
Telephone - ADM	7/1/18	6423770-0718	Thacker-Grigsby Telephone Co. - 6066423770	36.12	
Telephone - ADM	7/1/18	6423582-0718	Thacker-Grigsby Telephone Co. - 6423582	46.23	
Telephone - ADM	7/1/18	6423260-0718	Thacker-Grigsby Telephone Co. - 6423260	61.58	
Telephone - ADM	7/1/18	6423247-0718	Thacker-Grigsby Telephone Co. - 6423247	43.29	
Telephone - ADM	8/1/18	ISP6066423582-0	Thacker-Grigsby Telephone Co. - ISP-TVS-6066423582	74.95	
Telephone - ADM	8/1/18	6423247-0818	Thacker-Grigsby Telephone Co. - 6423247	43.00	
Telephone - ADM	8/1/18	6423260-0818	Thacker-Grigsby Telephone Co. - 6423260	47.19	
Telephone - ADM	8/1/18	6423582-0818	Thacker-Grigsby Telephone Co. - 6423582	46.19	

**Knott County Water Sewer District
General Ledger**

For the Period From Jan 1, 2018 to Dec 31, 2018

Item 25
Page 8 of 14
Witness: Kyle Smith

Filter Criteria includes: 1) IDs: Multiple IDs. Report order is by ID. Report is printed with

Account Description	Date	Reference	Trans Description	Debit Amt	Credit Amt
Telephone - ADM	8/1/18	6423770-0818	Thacker-Grigsby Telephone Co. - 6066423770	35.48	
Telephone - ADM	9/1/18	6423582-0918	Thacker-Grigsby Telephone Co. - 6423582	48.46	
Telephone - ADM	9/1/18	6423770-0918	Thacker-Grigsby Telephone Co. - 6066423770	37.50	
Telephone - ADM	9/1/18	6423260-0918	Thacker-Grigsby Telephone Co. - 6423260	49.87	
Telephone - ADM	9/1/18	6423247-0918	Thacker-Grigsby Telephone Co. - 6423247	45.02	
Telephone - ADM	9/1/18	ISP6066423582	Thacker-Grigsby Telephone Co. - ISP-TVS-6066423582	76.98	
Telephone - ADM	10/1/18	ISP6066423582-10	Thacker-Grigsby Telephone Co. - ISP-TVS-6066423582	76.98	
Telephone - ADM	10/1/18	6423247-1018	Thacker-Grigsby Telephone Co. - 6423247	45.02	
Telephone - ADM	10/1/18	6423260-1018	Thacker-Grigsby Telephone Co. - 6423260	54.54	
Telephone - ADM	10/1/18	6423582-1018	Thacker-Grigsby Telephone Co. - 6423582	48.47	
Telephone - ADM	10/1/18	6423770-1018	Thacker-Grigsby Telephone Co. - 6066423770	37.62	
Telephone - ADM	11/1/18	6423247-1118	Thacker-Grigsby Telephone Co. - 6423247	43.57	
Telephone - ADM	11/1/18	6423260-1118	Thacker-Grigsby Telephone Co. - 6423260	46.93	
Telephone - ADM	11/1/18	6423770-1118	Thacker-Grigsby Telephone Co. - 6066423770	35.69	
Telephone - ADM	11/1/18	6423582-1118	Thacker-Grigsby Telephone Co. - 6423582	48.35	
Telephone - ADM	11/1/18	ISP6066423582-11	Thacker-Grigsby Telephone Co. - ISP-TVS-6066423582	74.95	
Telephone - ADM	12/1/18	6423770-1218	Thacker-Grigsby Telephone Co. - 6066423770	35.94	
Telephone - ADM	12/1/18	6423582-1218	Thacker-Grigsby Telephone Co. - 6423582	47.39	
Telephone - ADM	12/1/18	6423260-1218	Thacker-Grigsby Telephone Co. - 6423260	46.33	
Telephone - ADM	12/1/18	6423247-1218	Thacker-Grigsby Telephone Co. - 6423247	43.21	
Telephone - ADM	12/1/18	ISP6066423582-12	Thacker-Grigsby Telephone Co. - ISP-TVS-6066423582	74.95	
Cell Phones - ADM	1/29/18	3873026	Appalachian Wireless, Inc.	106.22	
Cell Phones - ADM	2/28/18	3964839	Appalachian Wireless, Inc.	350.23	
Cell Phones - ADM	3/28/18	4051016	Appalachian Wireless, Inc.	350.23	
Cell Phones - ADM	4/30/18	4152724	Appalachian Wireless, Inc.	196.37	
Cell Phones - ADM	5/30/18	4227511	Appalachian Wireless, Inc.	196.24	
Cell Phones - ADM	6/28/18	4317918	Appalachian Wireless, Inc.	196.24	
Cell Phones - ADM	7/28/18	4418904	Appalachian Wireless, Inc.	196.18	
Cell Phones - ADM	8/6/18	08-06	Charging Cables and Jack Adapters from Amazon	22.97	
Cell Phones - ADM	8/28/18	4495822	Appalachian Wireless, Inc.	196.18	
Cell Phones - ADM	9/28/18	4583478	Appalachian Wireless, Inc.	204.59	
Cell Phones - ADM	10/29/18	4674264	Appalachian Wireless, Inc.	204.84	
Cell Phones - ADM	11/28/18	4767262	Appalachian Wireless, Inc. - Late Fees	11.11	
Cell Phones - ADM	11/28/18	4767262	Appalachian Wireless, Inc.	204.84	
Cell Phones - ADM	12/27/18	4859458	Appalachian Wireless, Inc.	204.84	
Cell Phones - ADM	12/27/18	4859458	Appalachian Wireless, Inc. - Late Fees	11.28	
Cell Phones - DIST	1/29/18	3873026	Appalachian Wireless, Inc.	345.15	
Cell Phones - DIST	2/28/18	3964839	Appalachian Wireless, Inc.	112.49	
Cell Phones - DIST	3/28/18	4051016	Appalachian Wireless, Inc.	183.22	
Cell Phones - DIST	4/30/18	4152724	Appalachian Wireless, Inc.	260.69	

Knott County Water Sewer District
General Ledger
For the Period From Jan 1, 2018 to Dec 31, 2018

Filter Criteria includes: 1) IDs: Multiple IDs. Report order is by ID. Report is printed with

Account Description	Date	Reference	Trans Description	Debit Amt	Credit Amt
Cell Phones - DIST	5/30/18	4227511	Appalachian Wireless, Inc.	260.51	
Cell Phones - DIST	6/28/18	4317918	Appalachian Wireless, Inc.	260.51	
Cell Phones - DIST	7/28/18	4418904	Appalachian Wireless, Inc.	260.42	
Cell Phones - DIST	8/28/18	4495822	Appalachian Wireless, Inc.	260.42	
Cell Phones - DIST	9/28/18	4583478	Appalachian Wireless, Inc.	260.42	
Cell Phones - DIST	10/29/18	4674264	Appalachian Wireless, Inc.	260.83	
Cell Phones - DIST	11/28/18	4767262	Appalachian Wireless, Inc.	260.83	
Cell Phones - DIST	12/27/18	4859458	Appalachian Wireless, Inc.	260.83	
Cell Phones - WTP	1/29/18	3873026	Appalachian Wireless, Inc. - Cell Phones	133.44	
Cell Phones - WTP	2/28/18	3964839	Appalachian Wireless, Inc. - Cell Phones	151.44	
Cell Phones - WTP	3/28/18	4051016	Appalachian Wireless, Inc. - Cell Phones	151.44	
Cell Phones - WTP	4/30/18	4152724	Appalachian Wireless, Inc. - Cell Phones	253.05	
Cell Phones - WTP	5/30/18	4227511	Appalachian Wireless, Inc. - Cell Phones	192.93	
Cell Phones - WTP	6/28/18	4317918	Appalachian Wireless, Inc. - Cell Phones	192.93	
Cell Phones - WTP	7/28/18	4418904	Appalachian Wireless, Inc. - Cell Phones	192.87	
Cell Phones - WTP	8/28/18	4495822	Appalachian Wireless, Inc. - Cell Phones	192.87	
Cell Phones - WTP	9/28/18	4583478	Appalachian Wireless, Inc. - Cell Phones	192.87	
Cell Phones - WTP	10/29/18	4674264	Appalachian Wireless, Inc. - Cell Phones	193.14	
Cell Phones - WTP	11/28/18	4767262	Appalachian Wireless, Inc. - Cell Phones	193.14	
Cell Phones - WTP	12/27/18	4859458	Appalachian Wireless, Inc. - Cell Phones	193.14	
Postage - ADM	2/5/18	02-05	Certified Postage	7.41	
Postage - ADM	3/22/18	03-22.3	Stamps & Overnight Mailing	79.70	
Postage - ADM	4/17/18	041718	Matthew Catron, Custodian - To Replenish Imprest Account	202.87	
Postage - ADM	6/6/18	06-06.3	Postage and Shipping to return item to Micro-Comm	94.87	
Postage - ADM	10/16/18	101618	Matthew Catron, Custodian - To Replenish Imprest Account	190.44	
Postage - ADM	10/16/18	10-16	(2) Rolls of Stamps and (4) Certified Letters	124.80	
Freight - ADM	2/6/18	121393	Buchanan Pump Service & Supply - Freight On Invoice # 121393	11.14	
Freight - ADM	7/13/18	1006509	Aulick Chemical Solutions, Inc - Freight On Invoice # 1006509	118.38	
Freight - DIST	1/4/18	S100041138.001	The C. I. Thornburg Co., Inc. - Freight On Inv. # S100041138.001	16.42	
Freight - DIST	1/9/18	121382	Buchanan Pump Service & Supply - Freight On Invoice # 121382	20.46	
Freight - DIST	1/16/18	S100041876.002	The C. I. Thornburg Co., Inc. - Freight On Inv. # S100041876.002	45.56	
Freight - DIST	1/18/18	S100042208.001	The C. I. Thornburg Co., Inc. - Freight On Inv. # S100042208.001	35.86	

**Knott County Water Sewer District
General Ledger**

For the Period From Jan 1, 2018 to Dec 31, 2018

Item 25
Page 10 of 14
Witness: Kyle Smith

Filter Criteria includes: 1) IDs: Multiple IDs. Report order is by ID. Report is printed with

Account Description	Date	Reference	Trans Description	Debit Amt	Credit Amt
Freight - DIST	1/23/18	01-23.2	Pressure Transducer for Knob Bottom BPS	64.95	
Freight - DIST	1/24/18	S100041138.003	The C. I. Thornburg Co., Inc. - Freight On Inv. # S100041138.03	14.59	
Freight - DIST	1/25/18	S100041672.004	The C. I. Thornburg Co., Inc. - Freight On Inv. # S100041672.004	15.23	
Freight - DIST	1/26/18	S100042354.001	The C. I. Thornburg Co., Inc. - Freight On Inv. # S100042354.001	12.82	
Freight - DIST	1/31/18	S100043404.001	The C. I. Thornburg Co., Inc. - Freight On Inv. # S100043404.001	46.87	
Freight - DIST	2/1/18	82498588A	Siteone Landscape Supply, LLC - Freight On Inv. # 82498588	41.57	
Freight - DIST	2/13/18	S100044753.001	The C. I. Thornburg Co., Inc. - Freight On Inv. # S100044753.001	87.19	
Freight - DIST	2/15/18	122434	Buchanan Pump Service & Supply - Freight For Invoice # 122434	16.00	
Freight - DIST	3/13/18	515333	USA Bluebook - Freight On Inv. # 515333	46.20	
			The C. I. Thornburg Co., Inc. - Freight on Invoice #		
Freight - DIST	4/12/18	S100049296.001	S100049296.001	21.35	
Freight - DIST	4/27/18	557492	USA Bluebook - Freight on Invoice # 557492	23.33	
			The C. I. Thornburg Co., Inc. - Freight On Invoice #		
Freight - DIST	5/7/18	S100052248.001	S100052248.001	20.32	
Freight - DIST	6/4/18	588890	USA Bluebook - Freight On Invoice # 588890	31.99	
			The C. I. Thornburg Co., Inc. - Freight On Invoice #		
Freight - DIST	6/7/18	S100055162.001	S100055162.001	53.22	
Freight - DIST	7/5/18	617036	USA Bluebook - Freight On Inv # 617036	84.25	
Freight - DIST	7/10/18	19208	Engineered Fluid Inc. - Freight On Invoice # 19208	5.10	
			The C. I. Thornburg Co., Inc. - Freight On Invoice #		
Freight - DIST	8/10/18	S100061927.001	S100061927.001	18.89	
			The C. I. Thornburg Co., Inc. - Freight On Invoice #		
Freight - DIST	8/15/18	S100061927.002	S100061927.002	15.30	
Freight - DIST	9/13/18	682133	USA Bluebook - Freight On Invoice # 682133	9.00	
			The C. I. Thornburg Co., Inc. - Freight On Invoice #		
Freight - DIST	9/21/18	S100065928.001	S100065928.001	13.77	
Freight - DIST	9/26/18	693456	USA Bluebook - Freight On Invoice # 693456	16.71	
Freight - DIST	10/17/18	53625	Wascon, Inc. - Freight On Invoice # 53625	55.00	
			Southwestern Petroleum Corpora - Freight On Invoice # 0407564-		
Freight - DIST	10/22/18	0407564-IN	IN	20.00	
Freight - DIST	11/27/18	124928	Buchanan Pump Service & Supply - Freight On Invoice # 124928	69.55	

**Knott County Water Sewer District
General Ledger**

For the Period From Jan 1, 2018 to Dec 31, 2018

Item 25
Page 11 of 14
Witness: Kyle Smith

Filter Criteria includes: 1) IDs: Multiple IDs. Report order is by ID. Report is printed with

Account Description	Date	Reference	Trans Description	Debit Amt	Credit Amt
Freight - DIST	11/27/18	124939	Buchanan Pump Service & Supply - Freight On Invoice # 124939	11.14	
Freight - DIST	11/28/18	124942	Buchanan Pump Service & Supply - Freight on Invoice # 124942	265.00	
Freight - DIST	11/30/18	S100071802.002	The C. I. Thornburg Co., Inc. - Freight On Invoice # S100071802.002	15.02	
Freight - DIST	11/30/18	0201553	TT Technologies, Inc. - Freight On Invoice # 0201553	117.92	
Freight - DIST	12/1/18	124495	Buchanan Pump Service & Supply - Freight for Motor	605.38	
Freight - DIST	12/1/18	2395	Engineered Solutions Midwest, - Freight On Invoice # 2395	17.05	
Freight - DIST	12/11/18	124949	Buchanan Pump Service & Supply - Freight On Invoice # 124949	32.00	
Freight - DIST	12/17/18	124959	Buchanan Pump Service & Supply - Freight On Invoice # 124959	21.00	
Freight - DIST	12/18/18	2438	Engineered Solutions Midwest, - Freight On Invoice # 2438	212.93	
Freight - WTP	1/2/18	S100040537.001	The C. I. Thornburg Co., Inc. - Freight on Invoice # S100040537.001	83.00	
Freight - WTP	1/12/18	S100041672.001	The C. I. Thornburg Co., Inc. - Freight On Inv. # S100041672.001	83.00	
Freight - WTP	1/12/18	S100041672.002	The C. I. Thornburg Co., Inc. - Freight On Inv. # S100041672.002	140.00	
Freight - WTP	1/18/18	S100041979.001	The C. I. Thornburg Co., Inc. - Fuel Surcharge on Inv. # S100041979.001	83.00	
Freight - WTP	1/19/18	469225	USA Bluebook - Freight On Inv. # 469225	24.13	
Freight - WTP	2/8/18	488082	USA Bluebook - Freight On Invoice #488082	11.27	
Freight - WTP	2/13/18	S100044299.001	The C. I. Thornburg Co., Inc. - Freight On Inv. # S100044299.001	83.00	
Freight - WTP	2/14/18	493168	USA Bluebook - Freight On Inv. # 493168	32.70	
Freight - WTP	2/15/18	S100044299.003	The C. I. Thornburg Co., Inc. - Freight On Inv. # S100044299.003	125.00	
Freight - WTP	2/27/18	S100045706.001	The C. I. Thornburg Co., Inc. - Freight On Invoice # S100045706.001	83.00	
Freight - WTP	3/1/18	S1060768	Watson Marlow, Inc. - Freight On Inv. # S1060768	41.28	
Freight - WTP	3/13/18	S100047127.001	The C. I. Thornburg Co., Inc. - Freight On Inv. # S100047127.001	83.00	
Freight - WTP	3/13/18	515333	USA Bluebook - Freight On Invoice # 515333	13.80	
Freight - WTP	4/4/18	S100048830.002	The C. I. Thornburg Co., Inc. - Freight On Inv. # S100048830.002	83.00	
Freight - WTP	4/4/18	S100048949.001	The C. I. Thornburg Co., Inc. - Freight On Inv. # S100048949.001	83.00	

**Knott County Water Sewer District
General Ledger**

For the Period From Jan 1, 2018 to Dec 31, 2018

Item 25
Page 12 of 14
Witness: Kyle Smith

Filter Criteria includes: 1) IDs: Multiple IDs. Report order is by ID. Report is printed with

Account Description	Date	Reference	Trans Description	Debit Amt	Credit Amt
Freight - WTP	4/13/18	S100049841.001	The C. I. Thornburg Co., Inc. - Freight on Invoice # S100049841.001	83.00	
Freight - WTP	4/30/18	S100051301.001	The C. I. Thornburg Co., Inc. - Freight on Invoice # S100051301.001	83.00	
Freight - WTP	5/8/18	541297	USA Bluebook - Freight On Invoice # 541297	43.52	
Freight - WTP	5/16/18	S100044037.001	The C. I. Thornburg Co., Inc. - Freight On Invoice # S100044037.001	33.00	
Freight - WTP	5/18/18	S100053262.001	The C. I. Thornburg Co., Inc. - Fuel Surcharge on Invoice # S100053262.001	83.00	
Freight - WTP	5/21/18	29061	Chemtron Corporation - Freight On Invoice # 29061	30.00	
Freight - WTP	5/21/18	577681	USA Bluebook - Freight On Invoice # 577681	69.28	
Freight - WTP	6/8/18	S100054458.001	The C. I. Thornburg Co., Inc. - Freight On Invoice # S100054458.001	83.00	
Freight - WTP	6/8/18	593846	USA Bluebook - Freight On Invoice # 593846	23.49	
Freight - WTP	6/11/18	595495	USA Bluebook - Freight On Invoice # 595495	21.86	
Freight - WTP	6/13/18	S100055445.001	The C. I. Thornburg Co., Inc. - Freight On Invoice # S100055445.001	83.00	
Freight - WTP	6/14/18	598964	USA Bluebook - Freight On Invoice # 598964	209.96	
Freight - WTP	6/18/18	S100055549.001	The C. I. Thornburg Co., Inc. - Freight On Invoice # S100055549.001	83.00	
Freight - WTP	6/18/18	601632	USA Bluebook - Freight On Invoice # 601632	23.44	
Freight - WTP	6/20/18	11011841	Hach - Freight On Invoice # 11011841	80.08	
Freight - WTP	6/21/18	1006328	Aulick Chemical Solutions, Inc - Freight On Invoice # 1006328	293.83	
Freight - WTP	6/22/18	218237	Delaney and Associates, Inc. - Freight On Invoice # 218237	18.00	
Freight - WTP	6/29/18	S100057316.001	The C. I. Thornburg Co., Inc. - Freight On Inv. # S100057316.001	83.00	
Freight - WTP	7/2/18	123183	Buchanan Pump Service & Supply - Freight On Invoice # 123183	15.41	
Freight - WTP	7/12/18	622960	USA Bluebook - Freight On Inv # 622960	27.56	
Freight - WTP	7/20/18	S100059374.001	The C. I. Thornburg Co., Inc. - Freight on Inv # S100059374.001	83.00	
Freight - WTP	7/27/18	638262	USA Bluebook - Freight On Inv # 638262	45.17	
Freight - WTP	8/10/18	S100061527.001	The C. I. Thornburg Co., Inc. - Freight On Invoice # S100061527.001	83.00	
Freight - WTP	8/16/18	123866	Buchanan Pump Service & Supply - Freight On Invoice # 123866	18.15	
Freight - WTP	8/17/18	S100062098.001	The C. I. Thornburg Co., Inc. - Freight On Invoice # S100062098.001	83.00	
Freight - WTP	8/17/18	658149	USA Bluebook - Freight On Invoice # 658149	103.90	

9/18/2019 at 12:44 PM

Page: 10

**Knott County Water Sewer District
General Ledger**

For the Period From Jan 1, 2018 to Dec 31, 2018

Item 25
Page 13 of 14
Witness: Kyle Smith

Filter Criteria includes: 1) IDs: Multiple IDs. Report order is by ID. Report is printed with

Account Description	Date	Reference	Trans Description	Debit Amt	Credit Amt
Freight - WTP	8/22/18	662257	USA Bluebook - Freight on Invoice # 662257	25.16	
Freight - WTP	8/23/18	SI075021	Watson Marlow, Inc. - Freight On Invoice # SI075021	40.69	
			The C. I. Thornburg Co., Inc. - Freight on Invoice #		
Freight - WTP	8/27/18	S100062837.001	S100062837.001	83.00	
Freight - WTP	8/27/18	4887804	Zoro Tools, Inc - Freight On Inv # 4887804	42.58	
Freight - WTP	9/4/18	672882	USA Bluebook - Freight on Invoice # 672882	24.75	
Freight - WTP	9/10/18	677900	USA Bluebook - Freight On Invoice # 677900	25.26	
Freight - WTP	9/11/18	S100064754.001	The C. I. Thornburg Co., Inc. - Freight On Inv # S100064754.001	83.00	
Freight - WTP	9/13/18	681729	USA Bluebook - Freight On Invoice # 681729	28.21	
Freight - WTP	9/21/18	1006918	Aulick Chemical Solutions, Inc - Freight On Invoice # 1006918	114.84	
Freight - WTP	9/25/18	692499	USA Bluebook - Freight On Invoice # 692499	277.56	
			The C. I. Thornburg Co., Inc. - Freight On Invoice #		
Freight - WTP	9/28/18	S100066236.001	S100066236.001	83.00	
Freight - WTP	10/16/18	P47206	Wilson Equipment Company - Freight On Invoice # P47206	26.37	
			The C. I. Thornburg Co., Inc. - Freight On Invoice #		
Freight - WTP	10/18/18	S100068321.001	S100068321.001	83.00	
Freight - WTP	10/19/18	715458	USA Bluebook - Freight On Invoice # 715458	38.92	
Freight - WTP	10/29/18	1007082	Aulick Chemical Solutions, Inc - Freight On Invoice # 1007082	125.23	
			The C. I. Thornburg Co., Inc. - Freight On Invoice #		
Freight - WTP	11/2/18	S100069519.001	S100069519.001	83.00	
Freight - WTP	11/13/18	736709	USA Bluebook - Freight For Invoice # 736709	8.02	
			The C. I. Thornburg Co., Inc. - Freight On Invoice #		
Freight - WTP	11/15/18	S100070715.001	S100070715.001	83.00	
Freight - WTP	11/30/18	S100071735.001	The C. I. Thornburg Co., Inc. - Freight On Inv. # S100071735.001	83.00	
Freight - WTP	12/4/18	753038	USA Bluebook - Freight On Invoice # 753038	29.50	
			The C. I. Thornburg Co., Inc. - Freight On Invoice #		
Freight - WTP	12/17/18	S100072994.001	S100072994.001	83.00	
Freight - WTP	12/26/18	769833	USA Bluebook - Freight On Invoice # 769833	56.39	
			The C. I. Thornburg Co., Inc. - Freight On Invoice #		
Freight - WTP	12/31/18	S100073931.001	S100073931.001	83.00	
Prof./Association Dues - ADM	1/2/18	1801029	Depreciation Works - Annual Support Renewal	129.00	
Prof./Association Dues - ADM	1/5/18	2940-2018	Kentucky State Treasurer - SPGE Registration Fee - 2018	500.00	
Prof./Association Dues - ADM	1/8/18	22346	Kentucky Rural Water Associati - Record Keeping Package	199.00	
Prof./Association Dues - ADM	2/21/18	02-21.5	1 & 1 Mail Business Mailbox (3 Months)	14.97	
Prof./Association Dues - ADM	4/10/18	0644756-2018	Troublesome Creek Environmenta - SOS Annual Report	15.00	
Prof./Association Dues - ADM	4/24/18	04-24.1	Annual Report Filing for Carr Creek Water Commission	15.00	

9/18/2019 at 12:44 PM

Page: 11

**Knott County Water Sewer District
General Ledger**

For the Period From Jan 1, 2018 to Dec 31, 2018

Item 25
Page 14 of 14
Witness: Kyle Smith

Filter Criteria includes: 1) IDs: Multiple IDs. Report order is by ID. Report is printed with

Account Description	Date	Reference	Trans Description	Debit Amt	Credit Amt
Prof./Association Dues - ADM	4/24/18	04-24.2	Annual Report Filing for KCWSD	15.00	
Prof./Association Dues - ADM	5/22/18	05-22.3	1 & 1 Mail Business Mailbox (3 Months)	14.97	
Prof./Association Dues - ADM	6/25/18	06-25.5	Adobe Annual Payment	23.88	
Prof./Association Dues - ADM	8/21/18	08-21.3	1 & 1 Mail Business Mailbox (3 Months)	14.97	
Prof./Association Dues - ADM	10/5/18	19384	Kentucky Rural Water Associati - 2019 Dues	1,617.80	
Prof./Association Dues - ADM	12/7/18	24109	Kentucky Rural Water Associati - 2019 Record Keeping Package	199.00	
Prof./Association Dues - ADM	12/26/18	2940-2019	Kentucky State Treasurer - SPGE Registration Fee - 2019	500.00	
Prof./Association Dues - DIST	1/2/18	PR_08394	CDP Engineers, Inc. - Annual Support, Cloud Accounts, (4)		
Penalties/Fines - ADM	1/2/18	01022018	Activations	3,580.00	
			Nexcheck, LLC - Service Charge - Wanda Francis	2.00	
			Nexcheck, LLC - Processing Fee - Coleman Thomsberry & Krista		
Penalties/Fines - ADM	4/2/18	04022018	Hampton	5.00	
Penalties/Fines - ADM	8/1/18	08012018	Nexcheck, LLC - Processing Fee - Diana Jones	2.50	
Penalties/Fines - ADM	10/1/18	10012018	Nexcheck, LLC - Processing Fee - Shelia Hall	2.50	
Bad Debt Expense - ADM	12/31/18	12-31.995	AJE to write-off doubtful accounts and reduce allowance per client	67,629.00	
Bad Debt Expense - ADM	12/31/18	12-31.996	AJE to remove utility tax liability for billings that were written off during 2018		4,754.00
Refunds to Customers - DIST	3/15/18	PRDXB8	Patricia Everage - Refund for Duplicate Payment	164.00	
Refunds to Customers - DIST	6/8/18	06082018	Bernice Fletcher - Reimbursement for Install Fee	600.00	
Refunds to Customers - DIST	8/27/18	082718	Julia & Kevin Johnson - Refund For Overpayment	31.20	
Refunds to Customers - DIST	12/28/18	122818	Irving Ritchie - To Refund Overpayment on Account # 12-191-0	31.62	
Easements/Recording Fees-ADM	5/18/18	05182018	Minnie Hall - Tank Site Access	5,000.00	
Easements/Recording Fees-DIST	9/13/18	09-13	To Record Deeds and Easements for Minnie Hall Property	80.00	
Position Schedule Bond - ADM	5/24/18	B21770	KACo All Lines Fund - Bonding for Larry King	2,560.27	

**Knott County Water and Sewer District
Case No. 2019-00268
Letcher County Water and Sewer District and City of Hindman's First Request for
Information issued September 6, 2019**

26. State the basis for Knott District's proposed adjustment to Miscellaneous Expenses of \$52,875. In the response, state all assumptions used and show all calculations to derive the proposed adjustment.

Response:

The Miscellaneous Expense total of \$123,090 includes Bad Debt expense. In the test year auditors included an extraordinary amount for bad debt (\$62,875). Management stated that a more typical figure in normal years is \$10,000. Therefore, the difference of \$52,875 was deducted from Miscellaneous Expense.

**Knott County Water and Sewer District
Case No. 2019-00268
Letcher County Water and Sewer District and City of Hindman's First Request for
Information issued September 6, 2019**

27. Provide a breakdown of each tax and the amount of payments included in test period Taxes Other than Income of \$40,007.

Response:

Please see attached for the breakdown of the Taxes Other Than Income amount. This amount is all allocated for Payroll Taxes (Social Security and Medicare).

**Knott County Water & Sewer District
General Ledger****For the Period From Jan 1, 2018 to Dec 31, 2018**

Filter Criteria includes: 1) IDs: 5010-AD. Report order is by ID. Report is printed with shortened descriptions and in Detail Format.

Account ID	Date	Referenc	Jrnl	Trans Description	Debit Amt	Credit Amt	Balance
Account Description							
5010-AD	1/1/18			Beginning Balance			
Payroll Taxes - ADM	1/5/18	3795	PRJ		64.97		
	1/5/18	3795	PRJ		15.19		
	1/5/18	3796	PRJ		8.18		
	1/5/18	3796	PRJ		34.97		
	1/5/18	3797	PRJ		7.94		
	1/5/18	3797	PRJ		1.86		
	1/5/18	3798	PRJ		17.86		
	1/5/18	3798	PRJ		4.18		
	1/5/18	3799	PRJ		34.57		
	1/5/18	3799	PRJ		8.09		
	1/5/18	3800	PRJ		44.01		
	1/5/18	3800	PRJ		10.29		
	1/5/18	3801	PRJ		10.34		
	1/5/18	3801	PRJ		44.22		
	1/5/18	3802	PRJ		29.62		
	1/5/18	3802	PRJ		6.93		
	1/5/18	3803	PRJ		45.69		
	1/5/18	3803	PRJ		10.69		
	1/5/18	3804	PRJ		15.89		
	1/5/18	3804	PRJ		67.93		
	1/5/18	3805	PRJ		75.67		
	1/5/18	3805	PRJ		17.70		
	1/5/18	3806	PRJ		14.78		
	1/5/18	3806	PRJ		63.20		
	1/5/18	3807	PRJ		44.36		
	1/5/18	3807	PRJ		10.38		
	1/12/18	3809	PRJ		32.12		
	1/12/18	3809	PRJ		7.51		
	1/12/18	3811	PRJ		89.38		
	1/12/18	3811	PRJ		20.90		
	1/12/18	3812	PRJ		8.18		
	1/12/18	3812	PRJ		34.97		
	1/12/18	3813	PRJ		29.55		
	1/12/18	3813	PRJ		6.91		
	1/12/18	3814	PRJ		66.41		
	1/12/18	3814	PRJ		15.53		
	1/12/18	3815	PRJ		64.44		
	1/12/18	3815	PRJ		15.07		
	1/12/18	3816	PRJ		44.06		
	1/12/18	3816	PRJ		10.30		
	1/12/18	3817	PRJ		65.22		
	1/12/18	3817	PRJ		15.25		
	1/12/18	3819	PRJ		13.98		
	1/12/18	3819	PRJ		59.80		
	1/12/18	3820	PRJ		3.71		
	1/12/18	3820	PRJ		15.87		
	1/12/18	3822	PRJ		44.62		
	1/12/18	3822	PRJ		10.44		
	1/12/18	3823	PRJ		17.09		
	1/12/18	3823	PRJ		73.08		
	1/12/18	3824	PRJ		14.14		
	1/12/18	3824	PRJ		60.46		
	1/19/18	3825	PRJ		10.27		
	1/19/18	3825	PRJ		43.92		
	1/19/18	3826	PRJ		11.32		
	1/19/18	3826	PRJ		48.40		
	1/19/18	3827	PRJ		63.16		
	1/19/18	3827	PRJ		14.77		
	1/19/18	3828	PRJ		65.22		
	1/19/18	3828	PRJ		15.25		
	1/19/18	3829	PRJ		9.06		
	1/19/18	3829	PRJ		38.76		
	1/19/18	3830	PRJ		93.81		

**Knott County Water & Sewer District
General Ledger****For the Period From Jan 1, 2018 to Dec 31, 2018**

Filter Criteria includes: 1) IDs: 5010-AD. Report order is by ID. Report is printed with shortened descriptions and in Detail Format.

Account ID Account Description	Date	Referenc	Jrnl	Trans Description	Debit Amt	Credit Amt	Balance
	1/19/18	3830	PRJ		21.94		
	1/19/18	3831	PRJ		15.87		
	1/19/18	3831	PRJ		3.71		
	1/19/18	3832	PRJ		19.75		
	1/19/18	3832	PRJ		84.45		
	1/19/18	3833	PRJ		15.87		
	1/19/18	3833	PRJ		3.71		
	1/19/18	3834	PRJ		29.55		
	1/19/18	3834	PRJ		6.91		
	1/19/18	3835	PRJ		10.31		
	1/19/18	3835	PRJ		44.09		
	1/19/18	3836	PRJ		8.18		
	1/19/18	3836	PRJ		34.97		
	1/19/18	3837	PRJ		44.62		
	1/19/18	3837	PRJ		10.44		
	1/19/18	3838	PRJ		2.96		
	1/19/18	3838	PRJ		12.65		
	1/19/18	3839	PRJ		31.00		
	1/19/18	3839	PRJ		7.25		
	1/19/18	3840	PRJ		2.64		
	1/19/18	3840	PRJ		11.30		
	1/19/18	3841	PRJ		7.25		
	1/19/18	3841	PRJ		31.00		
	1/19/18	3842	PRJ		7.25		
	1/19/18	3842	PRJ		31.00		
	1/26/18	3843	PRJ		44.62		
	1/26/18	3843	PRJ		10.44		
	1/26/18	3844	PRJ		44.49		
	1/26/18	3844	PRJ		10.40		
	1/26/18	3845	PRJ		65.22		
	1/26/18	3845	PRJ		15.25		
	1/26/18	3846	PRJ		86.89		
	1/26/18	3846	PRJ		20.32		
	1/26/18	3847	PRJ		52.63		
	1/26/18	3847	PRJ		12.31		
	1/26/18	3848	PRJ		13.89		
	1/26/18	3848	PRJ		3.25		
	1/26/18	3849	PRJ		42.89		
	1/26/18	3849	PRJ		10.03		
	1/26/18	3850	PRJ		8.38		
	1/26/18	3850	PRJ		35.84		
	1/26/18	3851	PRJ		43.92		
	1/26/18	3851	PRJ		10.27		
	1/26/18	3852	PRJ		2.78		
	1/26/18	3852	PRJ		11.90		
	1/26/18	3853	PRJ		22.08		
	1/26/18	3853	PRJ		94.41		
	1/26/18	3854	PRJ		6.91		
	1/26/18	3854	PRJ		29.55		
	1/26/18	3855	PRJ		14.77		
	1/26/18	3855	PRJ		63.16		
	1/30/18	01-30	GEN	Unemployment Insuran	186.21		
				Current Period Change	3,423.92		3,423.92
	2/1/18			Beginning Balance			3,423.92
	2/2/18	3857	PRJ		63.16		
	2/2/18	3857	PRJ		14.77		
	2/2/18	3858	PRJ		44.62		
	2/2/18	3858	PRJ		10.44		
	2/2/18	3859	PRJ		10.27		
	2/2/18	3859	PRJ		43.92		
	2/2/18	3860	PRJ		9.64		
	2/2/18	3860	PRJ		41.20		
	2/2/18	3861	PRJ		10.40		
	2/2/18	3861	PRJ		44.49		
	2/2/18	3862	PRJ		4.91		

**Knott County Water & Sewer District
General Ledger****For the Period From Jan 1, 2018 to Dec 31, 2018**

Filter Criteria includes: 1) IDs: 5010-AD. Report order is by ID. Report is printed with shortened descriptions and in Detail Format.

Account ID Account Description	Date	Referenc	Jrnl	Trans Description	Debit Amt	Credit Amt	Balance
	2/2/18	3862	PRJ		20.98		
	2/2/18	3863	PRJ		6.91		
	2/2/18	3863	PRJ		29.55		
	2/2/18	3864	PRJ		67.93		
	2/2/18	3864	PRJ		15.89		
	2/2/18	3865	PRJ		67.23		
	2/2/18	3865	PRJ		15.72		
	2/2/18	3866	PRJ		34.51		
	2/2/18	3866	PRJ		8.07		
	2/2/18	3867	PRJ		8.18		
	2/2/18	3867	PRJ		34.97		
	2/2/18	3868	PRJ		15.25		
	2/2/18	3868	PRJ		65.22		
	2/9/18	3869	PRJ		34.51		
	2/9/18	3869	PRJ		8.07		
	2/9/18	3870	PRJ		14.77		
	2/9/18	3870	PRJ		63.16		
	2/9/18	3871	PRJ		60.59		
	2/9/18	3871	PRJ		14.17		
	2/9/18	3872	PRJ		5.40		
	2/9/18	3872	PRJ		23.08		
	2/9/18	3882	PRJ		44.62		
	2/9/18	3882	PRJ		10.44		
	2/9/18	3883	PRJ		43.92		
	2/9/18	3883	PRJ		10.27		
	2/9/18	3884	PRJ		50.62		
	2/9/18	3884	PRJ		11.84		
	2/9/18	3885	PRJ		34.97		
	2/9/18	3885	PRJ		8.18		
	2/9/18	3886	PRJ		29.55		
	2/9/18	3886	PRJ		6.91		
	2/9/18	3887	PRJ		44.49		
	2/9/18	3887	PRJ		10.40		
	2/9/18	3888	PRJ		41.20		
	2/9/18	3888	PRJ		9.64		
	2/9/18	3889	PRJ		65.22		
	2/9/18	3889	PRJ		15.25		
	2/16/18	3890	PRJ		63.16		
	2/16/18	3890	PRJ		14.77		
	2/16/18	3891	PRJ		15.25		
	2/16/18	3891	PRJ		65.22		
	2/16/18	3892	PRJ		13.39		
	2/16/18	3892	PRJ		57.27		
	2/16/18	3893	PRJ		50.05		
	2/16/18	3893	PRJ		11.70		
	2/16/18	3894	PRJ		12.94		
	2/16/18	3894	PRJ		55.34		
	2/16/18	3895	PRJ	bs	8.94		
	2/16/18	3895	PRJ		38.25		
	2/16/18	3896	PRJ		6.91		
	2/16/18	3896	PRJ		29.55		
	2/16/18	3897	PRJ		28.85		
	2/16/18	3897	PRJ		6.75		
	2/16/18	3898	PRJ		46.72		
	2/16/18	3898	PRJ		10.93		
	2/16/18	3899	PRJ		56.21		
	2/16/18	3899	PRJ		13.15		
	2/16/18	3900	PRJ		32.64		
	2/16/18	3900	PRJ		7.63		
	2/16/18	3901	PRJ		10.44		
	2/16/18	3901	PRJ		44.62		
	2/23/18	3902	PRJ		12.65		
	2/23/18	3902	PRJ		2.96		
	2/23/18	3903	PRJ		7.25		
	2/23/18	3903	PRJ		31.00		

**Knott County Water & Sewer District
General Ledger****For the Period From Jan 1, 2018 to Dec 31, 2018**

Filter Criteria includes: 1) IDs: 5010-AD. Report order is by ID. Report is printed with shortened descriptions and in Detail Format.

Account ID Account Description	Date	Referenc	Jrnl	Trans Description	Debit Amt	Credit Amt	Balance
	2/23/18	3904	PRJ		2.64		
	2/23/18	3904	PRJ		11.30		
	2/23/18	3905	PRJ		7.25		
	2/23/18	3905	PRJ		31.00		
	2/23/18	3906	PRJ		31.00		
	2/23/18	3906	PRJ		7.25		
	2/23/18	3907	PRJ		7.63		
	2/23/18	3907	PRJ		32.64		
	2/23/18	3908	PRJ		43.92		
	2/23/18	3908	PRJ		10.27		
	2/23/18	3909	PRJ		9.81		
	2/23/18	3909	PRJ		41.96		
	2/23/18	3910	PRJ		29.55		
	2/23/18	3910	PRJ		6.91		
	2/23/18	3911	PRJ		44.62		
	2/23/18	3911	PRJ		10.44		
	2/23/18	3912	PRJ		8.64		
	2/23/18	3912	PRJ		36.93		
	2/23/18	3913	PRJ		55.61		
	2/23/18	3913	PRJ		13.00		
	2/23/18	3914	PRJ		23.34		
	2/23/18	3914	PRJ		5.46		
	2/23/18	3915	PRJ		8.07		
	2/23/18	3915	PRJ		34.51		
	2/23/18	3916	PRJ		14.77		
	2/23/18	3916	PRJ		63.16		
	2/23/18	3917	PRJ		15.25		
	2/23/18	3917	PRJ		65.22		
	2/23/18	3921	PRJ		44.49		
	2/23/18	3921	PRJ		10.40		
				Current Period Change	2,831.08		2,831.08
	3/1/18			Beginning Balance			6,255.00
	3/2/18	3922	PRJ		20.98		
	3/2/18	3922	PRJ		4.91		
	3/2/18	3923	PRJ		36.28		
	3/2/18	3923	PRJ		8.48		
	3/2/18	3924	PRJ		45.64		
	3/2/18	3924	PRJ		10.67		
	3/2/18	3925	PRJ		10.18		
	3/2/18	3925	PRJ		43.54		
	3/2/18	3926	PRJ		8.49		
	3/2/18	3926	PRJ		36.31		
	3/2/18	3927	PRJ		43.92		
	3/2/18	3927	PRJ		10.27		
	3/2/18	3928	PRJ		9.75		
	3/2/18	3928	PRJ		41.69		
	3/2/18	3929	PRJ		10.40		
	3/2/18	3929	PRJ		44.49		
	3/2/18	3930	PRJ		33.13		
	3/2/18	3930	PRJ		7.75		
	3/2/18	3931	PRJ		14.77		
	3/2/18	3931	PRJ		63.16		
	3/2/18	3932	PRJ		65.22		
	3/2/18	3932	PRJ		15.25		
	3/2/18	3933	PRJ		10.44		
	3/2/18	3933	PRJ		44.62		
	3/9/18	3934	PRJ		10.44		
	3/9/18	3934	PRJ		44.62		
	3/9/18	3935	PRJ		29.55		
	3/9/18	3935	PRJ		6.91		
	3/9/18	3936	PRJ		63.16		
	3/9/18	3936	PRJ		14.77		
	3/9/18	3937	PRJ		65.22		
	3/9/18	3937	PRJ		15.25		
	3/9/18	3938	PRJ		43.92		

**Knott County Water & Sewer District
General Ledger****For the Period From Jan 1, 2018 to Dec 31, 2018**

Filter Criteria includes: 1) IDs: 5010-AD. Report order is by ID. Report is printed with shortened descriptions and in Detail Format.

Account ID Account Description	Date	Referenc	Jrnl	Trans Description	Debit Amt	Credit Amt	Balance
	3/9/18	3938	PRJ		10.27		
	3/9/18	3940	PRJ		9.08		
	3/9/18	3940	PRJ		38.82		
	3/9/18	3941	PRJ		11.78		
	3/9/18	3941	PRJ		50.35		
	3/9/18	3942	PRJ		8.18		
	3/9/18	3942	PRJ		34.97		
	3/9/18	3943	PRJ		9.31		
	3/9/18	3943	PRJ		39.83		
	3/9/18	3944	PRJ		10.00		
	3/9/18	3944	PRJ		42.75		
	3/9/18	3945	PRJ		7.92		
	3/9/18	3945	PRJ		33.86		
	3/9/18	3946	PRJ		5.45		
	3/9/18	3946	PRJ		23.31		
	3/16/18	3957	PRJ		9.35		
	3/16/18	3957	PRJ		39.98		
	3/16/18	3958	PRJ		29.55		
	3/16/18	3958	PRJ		6.91		
	3/16/18	3959	PRJ		10.44		
	3/16/18	3959	PRJ		44.62		
	3/16/18	3960	PRJ		63.16		
	3/16/18	3960	PRJ		14.77		
	3/16/18	3961	PRJ		65.22		
	3/16/18	3961	PRJ		15.25		
	3/16/18	3963	PRJ		49.05		
	3/16/18	3963	PRJ		11.47		
	3/16/18	3964	PRJ		23.31		
	3/16/18	3964	PRJ		5.45		
	3/16/18	3965	PRJ		43.92		
	3/16/18	3965	PRJ		10.27		
	3/16/18	3966	PRJ		34.51		
	3/16/18	3966	PRJ		8.07		
	3/16/18	3967	PRJ		10.29		
	3/16/18	3967	PRJ		43.98		
	3/16/18	3968	PRJ		10.18		
	3/16/18	3968	PRJ		43.54		
	3/16/18	3969	PRJ		8.18		
	3/16/18	3969	PRJ		34.97		
	3/23/18	3970	PRJ		2.96		
	3/23/18	3970	PRJ		12.65		
	3/23/18	3971	PRJ		31.00		
	3/23/18	3971	PRJ		7.25		
	3/23/18	3972	PRJ		2.64		
	3/23/18	3972	PRJ		11.30		
	3/23/18	3973	PRJ		7.25		
	3/23/18	3973	PRJ		31.00		
	3/23/18	3974	PRJ		7.25		
	3/23/18	3974	PRJ		31.00		
	3/23/18	3975	PRJ		39.83		
	3/23/18	3975	PRJ		9.31		
	3/23/18	3976	PRJ		5.45		
	3/23/18	3976	PRJ		23.31		
	3/23/18	3977	PRJ		43.92		
	3/23/18	3977	PRJ		10.27		
	3/23/18	3978	PRJ		14.77		
	3/23/18	3978	PRJ		63.16		
	3/23/18	3979	PRJ		6.91		
	3/23/18	3979	PRJ		29.55		
	3/23/18	3980	PRJ		44.62		
	3/23/18	3980	PRJ		10.44		
	3/23/18	3981	PRJ		65.22		
	3/23/18	3981	PRJ		15.25		
	3/23/18	3982	PRJ		41.96		
	3/23/18	3982	PRJ		9.81		

**Knott County Water & Sewer District
General Ledger****For the Period From Jan 1, 2018 to Dec 31, 2018**

Filter Criteria includes: 1) IDs: 5010-AD. Report order is by ID. Report is printed with shortened descriptions and in Detail Format.

Account ID Account Description	Date	Referenc	Jrnl	Trans Description	Debit Amt	Credit Amt	Balance
	3/23/18	3983	PRJ		38.76		
	3/23/18	3983	PRJ		9.06		
	3/23/18	3984	PRJ		8.18		
	3/23/18	3984	PRJ		34.97		
	3/23/18	3985	PRJ		41.21		
	3/23/18	3985	PRJ		9.64		
	3/23/18	3986	PRJ		14.88		
	3/23/18	3986	PRJ		3.48		
	3/23/18	3987	PRJ		10.40		
	3/23/18	3987	PRJ		44.49		
	3/30/18	3988	PRJ		34.51		
	3/30/18	3988	PRJ		8.07		
	3/30/18	3989	PRJ		63.16		
	3/30/18	3989	PRJ		14.77		
	3/30/18	3990	PRJ		65.22		
	3/30/18	3990	PRJ		15.25		
	3/30/18	3991	PRJ		32.53		
	3/30/18	3991	PRJ		7.61		
	3/30/18	3992	PRJ		10.44		
	3/30/18	3992	PRJ		44.62		
	3/30/18	3993	PRJ		7.63		
	3/30/18	3993	PRJ		32.64		
	3/30/18	3994	PRJ		43.98		
	3/30/18	3994	PRJ		10.29		
	3/30/18	3995	PRJ		41.96		
	3/30/18	3995	PRJ		9.81		
	3/30/18	3996	PRJ		24.80		
	3/30/18	3996	PRJ		5.80		
	3/30/18	3997	PRJ		10.40		
	3/30/18	3997	PRJ		44.49		
	3/30/18	3998	PRJ		5.45		
	3/30/18	3998	PRJ		23.31		
	3/30/18	3999	PRJ		43.92		
	3/30/18	3999	PRJ		10.27		
	3/30/18	4000	PRJ		8.18		
	3/30/18	4000	PRJ		34.97		
	3/30/18	4001	PRJ		8.18		
	3/30/18	4001	PRJ		34.97		
				Current Period Change	3,396.88		3,396.88
				Beginning Balance			9,651.88
	4/6/18	4002	PRJ		23.31		
	4/6/18	4002	PRJ		5.45		
	4/6/18	4003	PRJ		46.16		
	4/6/18	4003	PRJ		10.79		
	4/6/18	4004	PRJ		34.97		
	4/6/18	4004	PRJ		8.18		
	4/6/18	4005	PRJ		14.77		
	4/6/18	4005	PRJ		63.16		
	4/6/18	4006	PRJ		39.83		
	4/6/18	4006	PRJ		9.31		
	4/6/18	4007	PRJ		65.22		
	4/6/18	4007	PRJ		15.25		
	4/6/18	4008	PRJ		43.92		
	4/6/18	4008	PRJ		10.27		
	4/6/18	4009	PRJ		44.62		
	4/6/18	4009	PRJ		10.44		
	4/6/18	4010	PRJ		29.55		
	4/6/18	4010	PRJ		6.91		
	4/6/18	4011	PRJ		8.63		
	4/6/18	4011	PRJ		36.90		
	4/6/18	4012	PRJ		10.71		
	4/6/18	4012	PRJ		45.79		
	4/6/18	4013	PRJ		5.80		
	4/6/18	4013	PRJ		24.80		
	4/6/18	4014	PRJ		40.80		

**Knott County Water & Sewer District
General Ledger****For the Period From Jan 1, 2018 to Dec 31, 2018**

Filter Criteria includes: 1) IDs: 5010-AD. Report order is by ID. Report is printed with shortened descriptions and in Detail Format.

Account ID Account Description	Date	Referenc	Jrnl	Trans Description	Debit Amt	Credit Amt	Balance
	4/6/18	4014	PRJ		9.54		
	4/6/18	4015	PRJ		14.79		
	4/6/18	4015	PRJ		3.46		
	4/13/18	4016	PRJ		43.92		
	4/13/18	4016	PRJ		10.27		
	4/13/18	4017	PRJ		44.56		
	4/13/18	4017	PRJ		10.42		
	4/13/18	4018	PRJ		49.70		
	4/13/18	4018	PRJ		11.62		
	4/13/18	4019	PRJ		28.52		
	4/13/18	4019	PRJ		6.67		
	4/13/18	4020	PRJ		5.45		
	4/13/18	4020	PRJ		23.31		
	4/13/18	4021	PRJ		8.18		
	4/13/18	4021	PRJ		34.97		
	4/13/18	4022	PRJ		29.55		
	4/13/18	4022	PRJ		6.91		
	4/13/18	4023	PRJ		14.77		
	4/13/18	4023	PRJ		63.16		
	4/13/18	4024	PRJ		15.25		
	4/13/18	4024	PRJ		65.22		
	4/13/18	4026	PRJ		44.62		
	4/13/18	4026	PRJ		10.44		
	4/13/18	4027	PRJ		54.78		
	4/13/18	4027	PRJ		12.81		
	4/13/18	4028	PRJ		33.86		
	4/13/18	4028	PRJ		7.92		
	4/13/18	4029	PRJ		10.55		
	4/13/18	4029	PRJ		45.11		
	4/20/18	4031	PRJ		12.65		
	4/20/18	4031	PRJ		2.96		
	4/20/18	4032	PRJ		7.25		
	4/20/18	4032	PRJ		31.00		
	4/20/18	4033	PRJ		11.30		
	4/20/18	4033	PRJ		2.64		
	4/20/18	4034	PRJ		31.00		
	4/20/18	4034	PRJ		7.25		
	4/20/18	4035	PRJ		31.00		
	4/20/18	4035	PRJ		7.25		
	4/20/18	4036	PRJ		54.55		
	4/20/18	4036	PRJ		12.76		
	4/20/18	4037	PRJ		10.44		
	4/20/18	4037	PRJ		44.62		
	4/20/18	4038	PRJ		14.77		
	4/20/18	4038	PRJ		63.16		
	4/20/18	4039	PRJ		6.91		
	4/20/18	4039	PRJ		29.55		
	4/20/18	4040	PRJ		65.22		
	4/20/18	4040	PRJ		15.25		
	4/20/18	4041	PRJ		11.65		
	4/20/18	4041	PRJ		49.79		
	4/20/18	4042	PRJ		13.07		
	4/20/18	4042	PRJ		55.89		
	4/20/18	4043	PRJ		24.80		
	4/20/18	4043	PRJ		5.80		
	4/20/18	4044	PRJ		10.40		
	4/20/18	4044	PRJ		44.49		
	4/20/18	4045	PRJ		5.45		
	4/20/18	4045	PRJ		23.31		
	4/20/18	4046	PRJ		43.92		
	4/20/18	4046	PRJ		10.27		
	4/20/18	4047	PRJ		8.07		
	4/20/18	4047	PRJ		34.51		
	4/20/18	4048	PRJ		42.84		
	4/20/18	4048	PRJ		10.02		

Knott County Water & Sewer District General Ledger

For the Period From Jan 1, 2018 to Dec 31, 2018

Filter Criteria includes: 1) IDs: 5010-AD. Report order is by ID. Report is printed with shortened descriptions and in Detail Format.

Account ID Account Description	Date	Referenc	Jrnl	Trans Description	Debit Amt	Credit Amt	Balance
	4/24/18	04-24	GEN	Unemployment Insuran	892.91		
	4/27/18	4049	PRJ		8.18		
	4/27/18	4049	PRJ		34.97		
	4/27/18	4050	PRJ		45.11		
	4/27/18	4050	PRJ		10.55		
	4/27/18	4051	PRJ		48.13		
	4/27/18	4051	PRJ		11.26		
	4/27/18	4052	PRJ		41.82		
	4/27/18	4052	PRJ		9.78		
	4/27/18	4053	PRJ		43.92		
	4/27/18	4053	PRJ		10.27		
	4/27/18	4054	PRJ		9.25		
	4/27/18	4054	PRJ		39.54		
	4/27/18	4055	PRJ		10.86		
	4/27/18	4055	PRJ		46.44		
	4/27/18	4056	PRJ		6.67		
	4/27/18	4056	PRJ		28.52		
	4/27/18	4057	PRJ		5.45		
	4/27/18	4057	PRJ		23.31		
	4/27/18	4058	PRJ		63.16		
	4/27/18	4058	PRJ		14.77		
	4/27/18	4060	PRJ		10.44		
	4/27/18	4060	PRJ		44.62		
	4/27/18	4061	PRJ		65.22		
	4/27/18	4061	PRJ		15.25		
	4/27/18	4062	PRJ		32.83		
	4/27/18	4062	PRJ		7.68		
				Current Period Change	3,812.59		3,812.59
	5/1/18			Beginning Balance			13,464.47
	5/1/18	4150	PRJ		44.06		
	5/1/18	4150	PRJ		10.30		
	5/3/18	4077	PRJ		14.77		
	5/3/18	4077	PRJ		63.16		
	5/4/18	4065	PRJ		10.44		
	5/4/18	4065	PRJ		44.62		
	5/4/18	4066	PRJ		29.55		
	5/4/18	4066	PRJ		6.91		
	5/4/18	4067	PRJ		65.22		
	5/4/18	4067	PRJ		15.25		
	5/4/18	4068	PRJ		48.26		
	5/4/18	4068	PRJ		11.29		
	5/4/18	4069	PRJ		40.66		
	5/4/18	4069	PRJ		9.51		
	5/4/18	4070	PRJ		38.76		
	5/4/18	4070	PRJ		9.06		
	5/4/18	4071	PRJ		12.28		
	5/4/18	4071	PRJ		52.49		
	5/4/18	4072	PRJ		23.31		
	5/4/18	4072	PRJ		5.45		
	5/4/18	4073	PRJ		7.84		
	5/4/18	4073	PRJ		33.50		
	5/4/18	4074	PRJ		15.28		
	5/4/18	4074	PRJ		65.32		
	5/4/18	4075	PRJ		13.28		
	5/4/18	4075	PRJ		56.78		
	5/4/18	4076	PRJ		8.18		
	5/4/18	4076	PRJ		34.97		
	5/11/18	4078	PRJ		29.55		
	5/11/18	4078	PRJ		6.91		
	5/11/18	4080	PRJ		15.25		
	5/11/18	4080	PRJ		65.22		
	5/11/18	4081	PRJ		14.77		
	5/11/18	4081	PRJ		63.16		
	5/11/18	4082	PRJ		48.40		
	5/11/18	4082	PRJ		11.32		

**Knott County Water & Sewer District
General Ledger****For the Period From Jan 1, 2018 to Dec 31, 2018**

Filter Criteria includes: 1) IDs: 5010-AD. Report order is by ID. Report is printed with shortened descriptions and in Detail Format.

Account ID Account Description	Date	Referenc	Jrnl	Trans Description	Debit Amt	Credit Amt	Balance
	5/11/18	4083	PRJ		9.58		
	5/11/18	4083	PRJ		40.97		
	5/11/18	4084	PRJ		23.31		
	5/11/18	4084	PRJ		5.45		
	5/11/18	4085	PRJ		6.30		
	5/11/18	4085	PRJ		26.95		
	5/11/18	4086	PRJ		10.27		
	5/11/18	4086	PRJ		43.92		
	5/11/18	4087	PRJ		11.07		
	5/11/18	4087	PRJ		47.32		
	5/11/18	4088	PRJ		59.76		
	5/11/18	4088	PRJ		13.98		
	5/11/18	4089	PRJ		9.81		
	5/11/18	4089	PRJ		41.96		
	5/11/18	4090	PRJ		9.86		
	5/11/18	4090	PRJ		42.18		
	5/11/18	4091	PRJ		10.44		
	5/11/18	4091	PRJ		44.62		
	5/18/18	4092	PRJ		12.65		
	5/18/18	4092	PRJ		2.96		
	5/18/18	4093	PRJ		7.25		
	5/18/18	4093	PRJ		31.00		
	5/18/18	4094	PRJ		11.30		
	5/18/18	4094	PRJ		2.64		
	5/18/18	4095	PRJ		7.25		
	5/18/18	4095	PRJ		31.00		
	5/18/18	4096	PRJ		31.00		
	5/18/18	4096	PRJ		7.25		
	5/18/18	4097	PRJ		25.06		
	5/18/18	4097	PRJ		5.86		
	5/18/18	4098	PRJ		10.44		
	5/18/18	4098	PRJ		44.62		
	5/18/18	4099	PRJ		43.92		
	5/18/18	4099	PRJ		10.27		
	5/18/18	4100	PRJ		11.01		
	5/18/18	4100	PRJ		47.09		
	5/18/18	4101	PRJ		44.56		
	5/18/18	4101	PRJ		10.42		
	5/18/18	4102	PRJ		6.40		
	5/18/18	4102	PRJ		27.38		
	5/18/18	4103	PRJ		34.97		
	5/18/18	4103	PRJ		8.18		
	5/18/18	4104	PRJ		9.31		
	5/18/18	4104	PRJ		39.83		
	5/18/18	4105	PRJ		6.91		
	5/18/18	4105	PRJ		29.55		
	5/18/18	4106	PRJ		9.81		
	5/18/18	4106	PRJ		41.96		
	5/18/18	4107	PRJ		15.25		
	5/18/18	4107	PRJ		65.22		
	5/18/18	4108	PRJ		63.16		
	5/18/18	4108	PRJ		14.77		
	5/18/18	4109	PRJ		32.64		
	5/18/18	4109	PRJ		7.63		
	5/25/18	4110	PRJ		10.27		
	5/25/18	4110	PRJ		43.92		
	5/25/18	4111	PRJ		6.91		
	5/25/18	4111	PRJ		29.55		
	5/25/18	4112	PRJ		44.62		
	5/25/18	4112	PRJ		10.44		
	5/25/18	4113	PRJ		14.77		
	5/25/18	4113	PRJ		63.16		
	5/25/18	4114	PRJ		10.55		
	5/25/18	4114	PRJ		45.11		
	5/25/18	4115	PRJ		32.64		

**Knott County Water & Sewer District
General Ledger****For the Period From Jan 1, 2018 to Dec 31, 2018**

Filter Criteria includes: 1) IDs: 5010-AD. Report order is by ID. Report is printed with shortened descriptions and in Detail Format.

Account ID Account Description	Date	Referenc	Jrnl	Trans Description	Debit Amt	Credit Amt	Balance
	5/25/18	4115	PRJ		7.63		
	5/25/18	4116	PRJ		71.88		
	5/25/18	4116	PRJ		16.81		
	5/25/18	4117	PRJ		8.79		
	5/25/18	4117	PRJ		37.59		
	5/25/18	4118	PRJ		25.06		
	5/25/18	4118	PRJ		5.86		
	5/25/18	4119	PRJ		24.47		
	5/25/18	4119	PRJ		5.72		
	5/25/18	4120	PRJ		45.79		
	5/25/18	4120	PRJ		10.71		
	5/25/18	4121	PRJ		10.59		
	5/25/18	4121	PRJ		45.28		
	5/25/18	4122	PRJ		15.25		
	5/25/18	4122	PRJ		65.22		
				Current Period Change	3,021.94		3,021.94
				Beginning Balance			16,486.41
	6/1/18		PRJ		63.16		
	6/1/18	4124	PRJ		14.77		
	6/1/18	4124	PRJ		65.22		
	6/1/18	4125	PRJ		15.25		
	6/1/18	4125	PRJ		44.62		
	6/1/18	4126	PRJ		10.44		
	6/1/18	4126	PRJ		42.16		
	6/1/18	4127	PRJ		9.86		
	6/1/18	4127	PRJ		10.40		
	6/1/18	4128	PRJ		44.49		
	6/1/18	4128	PRJ		8.18		
	6/1/18	4129	PRJ		34.97		
	6/1/18	4129	PRJ		28.11		
	6/1/18	4130	PRJ		6.57		
	6/1/18	4130	PRJ		29.55		
	6/1/18	4131	PRJ		6.91		
	6/1/18	4131	PRJ		5.45		
	6/1/18	4132	PRJ		23.31		
	6/1/18	4132	PRJ		11.35		
	6/1/18	4133	PRJ		48.52		
	6/1/18	4133	PRJ		10.27		
	6/1/18	4134	PRJ		43.92		
	6/1/18	4134	PRJ		8.68		
	6/1/18	4135	PRJ		37.12		
	6/1/18	4135	PRJ		36.42		
	6/1/18	4136	PRJ		8.52		
	6/1/18	4136	PRJ		5.37		
	6/1/18	4137	PRJ		22.98		
	6/8/18	4137	PRJ		14.77		
	6/8/18	4138	PRJ		63.16		
	6/8/18	4138	PRJ		65.22		
	6/8/18	4139	PRJ		15.25		
	6/8/18	4139	PRJ		45.66		
	6/8/18	4140	PRJ		10.68		
	6/8/18	4140	PRJ		11.78		
	6/8/18	4141	PRJ		50.35		
	6/8/18	4141	PRJ		10.44		
	6/8/18	4142	PRJ		44.62		
	6/8/18	4142	PRJ		8.18		
	6/8/18	4143	PRJ		34.97		
	6/8/18	4143	PRJ		8.97		
	6/8/18	4144	PRJ		38.34		
	6/8/18	4144	PRJ		6.91		
	6/8/18	4145	PRJ		29.55		
	6/8/18	4145	PRJ		44.49		
	6/8/18	4146	PRJ		10.40		
	6/8/18	4146	PRJ		4.46		
	6/8/18	4147	PRJ		19.08		

**Knott County Water & Sewer District
General Ledger****For the Period From Jan 1, 2018 to Dec 31, 2018**

Filter Criteria includes: 1) IDs: 5010-AD. Report order is by ID. Report is printed with shortened descriptions and in Detail Format.

Account ID Account Description	Date	Referenc	Jrnl	Trans Description	Debit Amt	Credit Amt	Balance
	6/8/18	4148	PRJ		5.45		
	6/8/18	4148	PRJ		23.31		
	6/8/18	4149	PRJ		10.27		
	6/8/18	4149	PRJ		43.92		
	6/15/18	4151	PRJ		2.96		
	6/15/18	4151	PRJ		12.65		
	6/15/18	4152	PRJ		7.25		
	6/15/18	4152	PRJ		31.00		
	6/15/18	4153	PRJ		11.30		
	6/15/18	4153	PRJ		2.64		
	6/15/18	4154	PRJ		31.00		
	6/15/18	4154	PRJ		7.25		
	6/15/18	4155	PRJ		31.00		
	6/15/18	4155	PRJ		7.25		
	6/15/18	4157	PRJ		9.86		
	6/15/18	4157	PRJ		42.16		
	6/15/18	4158	PRJ		9.81		
	6/15/18	4158	PRJ		41.96		
	6/15/18	4159	PRJ		8.78		
	6/15/18	4159	PRJ		37.53		
	6/15/18	4160	PRJ		23.31		
	6/15/18	4160	PRJ		5.45		
	6/15/18	4161	PRJ		7.32		
	6/15/18	4161	PRJ		31.32		
	6/15/18	4162	PRJ		44.49		
	6/15/18	4162	PRJ		10.40		
	6/15/18	4163	PRJ		41.69		
	6/15/18	4163	PRJ		9.75		
	6/15/18	4164	PRJ		10.27		
	6/15/18	4164	PRJ		43.92		
	6/15/18	4165	PRJ		8.64		
	6/15/18	4165	PRJ		36.93		
	6/15/18	4166	PRJ		29.55		
	6/15/18	4166	PRJ		6.91		
	6/15/18	4167	PRJ		63.16		
	6/15/18	4167	PRJ		14.77		
	6/15/18	4168	PRJ		10.44		
	6/15/18	4168	PRJ		44.62		
	6/15/18	4169	PRJ		65.22		
	6/15/18	4169	PRJ		15.25		
	6/15/18	4170	PRJ		44.83		
	6/15/18	4170	PRJ		10.48		
	6/22/18	4171	PRJ		34.97		
	6/22/18	4171	PRJ		8.18		
	6/22/18	4172	PRJ		32.64		
	6/22/18	4172	PRJ		7.63		
	6/22/18	4173	PRJ		9.81		
	6/22/18	4173	PRJ		41.96		
	6/22/18	4174	PRJ		42.16		
	6/22/18	4174	PRJ		9.86		
	6/22/18	4175	PRJ		43.92		
	6/22/18	4175	PRJ		10.27		
	6/22/18	4176	PRJ		6.20		
	6/22/18	4176	PRJ		26.51		
	6/22/18	4177	PRJ		52.95		
	6/22/18	4177	PRJ		12.38		
	6/22/18	4178	PRJ		7.22		
	6/22/18	4178	PRJ		30.89		
	6/22/18	4179	PRJ		11.43		
	6/22/18	4179	PRJ		48.87		
	6/22/18	4180	PRJ		29.55		
	6/22/18	4180	PRJ		6.91		
	6/22/18	4181	PRJ		10.44		
	6/22/18	4181	PRJ		44.62		
	6/22/18	4182	PRJ		14.77		

**Knott County Water & Sewer District
General Ledger****For the Period From Jan 1, 2018 to Dec 31, 2018**

Filter Criteria includes: 1) IDs: 5010-AD. Report order is by ID. Report is printed with shortened descriptions and in Detail Format.

Account ID Account Description	Date	Referenc	Jrnl	Trans Description	Debit Amt	Credit Amt	Balance
	6/22/18	4182	PRJ		63.16		
	6/22/18	4183	PRJ		15.25		
	6/22/18	4183	PRJ		65.22		
	6/29/18	4184	PRJ		30.74		
	6/29/18	4184	PRJ		7.19		
	6/29/18	4185	PRJ		12.99		
	6/29/18	4185	PRJ		55.56		
	6/29/18	4186	PRJ		45.28		
	6/29/18	4186	PRJ		10.59		
	6/29/18	4187	PRJ		31.32		
	6/29/18	4187	PRJ		7.32		
	6/29/18	4188	PRJ		50.05		
	6/29/18	4188	PRJ		11.70		
	6/29/18	4189	PRJ		8.78		
	6/29/18	4189	PRJ		37.53		
	6/29/18	4190	PRJ		41.96		
	6/29/18	4190	PRJ		9.81		
	6/29/18	4191	PRJ		11.90		
	6/29/18	4191	PRJ		50.90		
	6/29/18	4192	PRJ		8.18		
	6/29/18	4192	PRJ		34.97		
	6/29/18	4193	PRJ		65.22		
	6/29/18	4193	PRJ		15.25		
	6/29/18	4194	PRJ		63.16		
	6/29/18	4194	PRJ		14.77		
	6/29/18	4195	PRJ		44.62		
	6/29/18	4195	PRJ		10.44		
	6/29/18	4196	PRJ		6.91		
	6/29/18	4196	PRJ		29.55		
				Current Period Change	3,594.38		3,594.38
	7/1/18			Beginning Balance			20,080.79
	7/6/18	4197	PRJ		63.16		
	7/6/18	4197	PRJ		14.77		
	7/6/18	4198	PRJ		44.62		
	7/6/18	4198	PRJ		10.44		
	7/6/18	4199	PRJ		6.91		
	7/6/18	4199	PRJ		29.55		
	7/6/18	4200	PRJ		34.97		
	7/6/18	4200	PRJ		8.18		
	7/6/18	4202	PRJ		24.91		
	7/6/18	4202	PRJ		5.82		
	7/6/18	4203	PRJ		8.07		
	7/6/18	4203	PRJ		34.51		
	7/6/18	4204	PRJ		41.96		
	7/6/18	4204	PRJ		9.81		
	7/6/18	4205	PRJ		43.92		
	7/6/18	4205	PRJ		10.27		
	7/6/18	4206	PRJ		43.91		
	7/6/18	4206	PRJ		10.27		
	7/6/18	4207	PRJ		15.25		
	7/6/18	4207	PRJ		65.22		
	7/6/18	4208	PRJ		7.63		
	7/6/18	4208	PRJ		32.64		
	7/6/18	4209	PRJ		10.40		
	7/6/18	4209	PRJ		44.49		
	7/6/18	4210	PRJ		23.02		
	7/6/18	4210	PRJ		5.38		
	7/13/18	4212	PRJ		34.97		
	7/13/18	4212	PRJ		8.18		
	7/13/18	4213	PRJ		64.60		
	7/13/18	4213	PRJ		15.11		
	7/13/18	4214	PRJ		15.25		
	7/13/18	4214	PRJ		65.22		
	7/13/18	4215	PRJ		26.95		
	7/13/18	4215	PRJ		6.30		

**Knott County Water & Sewer District
General Ledger****For the Period From Jan 1, 2018 to Dec 31, 2018**

Filter Criteria includes: 1) IDs: 5010-AD. Report order is by ID. Report is printed with shortened descriptions and in Detail Format.

Account ID Account Description	Date	Referenc	Jrnl	Trans Description	Debit Amt	Credit Amt	Balance
	7/13/18	4216	PRJ		34.51		
	7/13/18	4216	PRJ		8.07		
	7/13/18	4217	PRJ		5.45		
	7/13/18	4217	PRJ		23.31		
	7/13/18	4218	PRJ		10.27		
	7/13/18	4218	PRJ		43.92		
	7/13/18	4219	PRJ		7.63		
	7/13/18	4219	PRJ		32.64		
	7/13/18	4220	PRJ		10.40		
	7/13/18	4220	PRJ		44.49		
	7/13/18	4221	PRJ		63.16		
	7/13/18	4221	PRJ		14.77		
	7/13/18	4222	PRJ		29.55		
	7/13/18	4222	PRJ		6.91		
	7/13/18	4223	PRJ		12.51		
	7/13/18	4223	PRJ		53.50		
	7/13/18	4224	PRJ		44.62		
	7/13/18	4224	PRJ		10.44		
	7/20/18	4225	PRJ		63.16		
	7/20/18	4225	PRJ		14.77		
	7/20/18	4226	PRJ		15.25		
	7/20/18	4226	PRJ		65.22		
	7/20/18	4227	PRJ		10.44		
	7/20/18	4227	PRJ		44.62		
	7/20/18	4228	PRJ		6.91		
	7/20/18	4228	PRJ		29.55		
	7/20/18	4229	PRJ		5.45		
	7/20/18	4229	PRJ		23.31		
	7/20/18	4230	PRJ		6.10		
	7/20/18	4230	PRJ		26.07		
	7/20/18	4231	PRJ		34.51		
	7/20/18	4231	PRJ		8.07		
	7/20/18	4232	PRJ		10.27		
	7/20/18	4232	PRJ		43.92		
	7/20/18	4233	PRJ		8.18		
	7/20/18	4233	PRJ		34.97		
	7/20/18	4234	PRJ		9.81		
	7/20/18	4234	PRJ		41.96		
	7/20/18	4235	PRJ		57.11		
	7/20/18	4235	PRJ		13.36		
	7/20/18	4236	PRJ		43.91		
	7/20/18	4236	PRJ		10.27		
	7/20/18	4237	PRJ		10.40		
	7/20/18	4237	PRJ		44.49		
	7/20/18	4238	PRJ		12.65		
	7/20/18	4238	PRJ		2.96		
	7/20/18	4239	PRJ		31.00		
	7/20/18	4239	PRJ		7.25		
	7/20/18	4240	PRJ		11.30		
	7/20/18	4240	PRJ		2.64		
	7/20/18	4241	PRJ		7.25		
	7/20/18	4241	PRJ		31.00		
	7/20/18	4242	PRJ		31.00		
	7/20/18	4242	PRJ		7.25		
	7/27/18	4243	PRJ		11.50		
	7/27/18	4243	PRJ		49.15		
	7/27/18	4244	PRJ		9.81		
	7/27/18	4244	PRJ		41.96		
	7/27/18	4245	PRJ		32.64		
	7/27/18	4245	PRJ		7.63		
	7/27/18	4246	PRJ		65.22		
	7/27/18	4246	PRJ		15.25		
	7/27/18	4248	PRJ		63.16		
	7/27/18	4248	PRJ		14.77		
	7/27/18	4249	PRJ		6.91		

**Knott County Water & Sewer District
General Ledger****For the Period From Jan 1, 2018 to Dec 31, 2018**

Filter Criteria includes: 1) IDs: 5010-AD. Report order is by ID. Report is printed with shortened descriptions and in Detail Format.

Account ID Account Description	Date	Referenc	Jrnl	Trans Description	Debit Amt	Credit Amt	Balance
	7/27/18	4249	PRJ		29.55		
	7/27/18	4250	PRJ		42.41		
	7/27/18	4250	PRJ		9.92		
	7/27/18	4251	PRJ		23.31		
	7/27/18	4251	PRJ		5.45		
	7/27/18	4252	PRJ		10.27		
	7/27/18	4252	PRJ		43.92		
	7/27/18	4253	PRJ		19.08		
	7/27/18	4253	PRJ		4.46		
	7/27/18	4254	PRJ		47.09		
	7/27/18	4254	PRJ		11.01		
	7/27/18	4255	PRJ		8.43		
	7/27/18	4255	PRJ		1.97		
	7/27/18	4256	PRJ		8.18		
	7/27/18	4256	PRJ		34.97		
	7/27/18	4257	PRJ		10.44		
	7/27/18	4257	PRJ		44.62		
	7/30/18	07-30	GEN	Unemployment Insuran	153.09		
	7/30/18	2QTR201	PJ	United States Treasury -	141.61		
				Current Period Change	3,136.97		3,136.97
				Beginning Balance			23,217.76
	8/1/18						
	8/3/18	4258	PRJ		5.45		
	8/3/18	4258	PRJ		23.31		
	8/3/18	4259	PRJ		7.92		
	8/3/18	4259	PRJ		33.86		
	8/3/18	4260	PRJ		9.81		
	8/3/18	4260	PRJ		41.96		
	8/3/18	4261	PRJ		10.40		
	8/3/18	4261	PRJ		44.49		
	8/3/18	4262	PRJ		27.82		
	8/3/18	4262	PRJ		6.51		
	8/3/18	4263	PRJ		8.07		
	8/3/18	4263	PRJ		34.51		
	8/3/18	4264	PRJ		43.92		
	8/3/18	4264	PRJ		10.27		
	8/3/18	4265	PRJ		3.71		
	8/3/18	4265	PRJ		15.87		
	8/3/18	4266	PRJ		8.18		
	8/3/18	4266	PRJ		34.97		
	8/3/18	4267	PRJ		15.25		
	8/3/18	4267	PRJ		65.22		
	8/3/18	4269	PRJ		10.44		
	8/3/18	4269	PRJ		44.62		
	8/3/18	4270	PRJ		14.77		
	8/3/18	4270	PRJ		63.16		
	8/3/18	4271	PRJ		9.86		
	8/3/18	4271	PRJ		42.16		
	8/3/18	4272	PRJ		31.94		
	8/3/18	4272	PRJ		7.47		
	8/10/18	4273	PRJ		5.45		
	8/10/18	4273	PRJ		23.31		
	8/10/18	4274	PRJ		44.62		
	8/10/18	4274	PRJ		10.44		
	8/10/18	4275	PRJ		6.91		
	8/10/18	4275	PRJ		29.55		
	8/10/18	4276	PRJ		15.25		
	8/10/18	4276	PRJ		65.22		
	8/10/18	4277	PRJ		14.77		
	8/10/18	4277	PRJ		63.16		
	8/10/18	4278	PRJ		9.81		
	8/10/18	4278	PRJ		41.96		
	8/10/18	4279	PRJ		7.63		
	8/10/18	4279	PRJ		32.64		
	8/10/18	4280	PRJ		19.84		
	8/10/18	4280	PRJ		4.64		

**Knott County Water & Sewer District
General Ledger****For the Period From Jan 1, 2018 to Dec 31, 2018**

Filter Criteria includes: 1) IDs: 5010-AD. Report order is by ID. Report is printed with shortened descriptions and in Detail Format.

Account ID Account Description	Date	Referenc	Jrnl	Trans Description	Debit Amt	Credit Amt	Balance
	8/10/18	4281	PRJ		34.97		
	8/10/18	4281	PRJ		8.18		
	8/10/18	4282	PRJ		43.92		
	8/10/18	4282	PRJ		10.27		
	8/10/18	4283	PRJ		26.51		
	8/10/18	4283	PRJ		6.20		
	8/10/18	4284	PRJ		44.49		
	8/10/18	4284	PRJ		10.40		
	8/10/18	4285	PRJ		10.31		
	8/10/18	4285	PRJ		44.09		
	8/10/18	4286	PRJ		42.16		
	8/10/18	4286	PRJ		9.86		
	8/10/18	4287	PRJ		46.62		
	8/10/18	4287	PRJ		10.90		
	8/17/18	4289	PRJ		9.81		
	8/17/18	4289	PRJ		41.96		
	8/17/18	4290	PRJ		7.63		
	8/17/18	4290	PRJ		32.64		
	8/17/18	4291	PRJ		14.97		
	8/17/18	4291	PRJ		64.01		
	8/17/18	4292	PRJ		29.55		
	8/17/18	4292	PRJ		6.91		
	8/17/18	4293	PRJ		44.62		
	8/17/18	4293	PRJ		10.44		
	8/17/18	4294	PRJ		65.22		
	8/17/18	4294	PRJ		15.25		
	8/17/18	4295	PRJ		14.77		
	8/17/18	4295	PRJ		63.16		
	8/17/18	4296	PRJ		8.18		
	8/17/18	4296	PRJ		34.97		
	8/17/18	4297	PRJ		19.84		
	8/17/18	4297	PRJ		4.64		
	8/17/18	4298	PRJ		46.72		
	8/17/18	4298	PRJ		10.93		
	8/17/18	4299	PRJ		23.31		
	8/17/18	4299	PRJ		5.45		
	8/17/18	4300	PRJ		10.27		
	8/17/18	4300	PRJ		43.92		
	8/17/18	4301	PRJ		10.40		
	8/17/18	4301	PRJ		44.49		
	8/17/18	4302	PRJ		28.40		
	8/17/18	4302	PRJ		6.64		
	8/24/18	4303	PRJ		2.96		
	8/24/18	4303	PRJ		12.65		
	8/24/18	4304	PRJ		31.00		
	8/24/18	4304	PRJ		7.25		
	8/24/18	4305	PRJ		11.30		
	8/24/18	4305	PRJ		2.64		
	8/24/18	4306	PRJ		31.00		
	8/24/18	4306	PRJ		7.25		
	8/24/18	4307	PRJ		31.00		
	8/24/18	4307	PRJ		7.25		
	8/24/18	4308	PRJ		5.45		
	8/24/18	4308	PRJ		23.31		
	8/24/18	4309	PRJ		10.27		
	8/24/18	4309	PRJ		43.92		
	8/24/18	4310	PRJ		43.54		
	8/24/18	4310	PRJ		10.18		
	8/24/18	4311	PRJ		9.41		
	8/24/18	4311	PRJ		40.25		
	8/24/18	4312	PRJ		6.03		
	8/24/18	4312	PRJ		25.78		
	8/24/18	4313	PRJ		10.40		
	8/24/18	4313	PRJ		44.49		
	8/24/18	4314	PRJ		16.86		

**Knott County Water & Sewer District
General Ledger****For the Period From Jan 1, 2018 to Dec 31, 2018**

Filter Criteria includes: 1) IDs: 5010-AD. Report order is by ID. Report is printed with shortened descriptions and in Detail Format.

Account ID Account Description	Date	Referenc	Jrnl	Trans Description	Debit Amt	Credit Amt	Balance
	8/24/18	4314	PRJ		3.94		
	8/24/18	4315	PRJ		34.97		
	8/24/18	4315	PRJ		8.18		
	8/24/18	4316	PRJ		14.77		
	8/24/18	4316	PRJ		63.16		
	8/24/18	4317	PRJ		65.22		
	8/24/18	4317	PRJ		15.25		
	8/24/18	4318	PRJ		29.55		
	8/24/18	4318	PRJ		6.91		
	8/24/18	4319	PRJ		10.44		
	8/24/18	4319	PRJ		44.62		
	8/24/18	4320	PRJ		11.09		
	8/24/18	4320	PRJ		47.40		
	8/24/18	4321	PRJ		32.64		
	8/24/18	4321	PRJ		7.63		
	8/24/18	4322	PRJ		85.72		
	8/24/18	4322	PRJ		20.05		
	8/24/18	4323	PRJ		10.48		
	8/24/18	4323	PRJ		44.83		
	8/31/18	4324	PRJ		14.77		
	8/31/18	4324	PRJ		63.16		
	8/31/18	4325	PRJ		32.53		
	8/31/18	4325	PRJ		7.61		
	8/31/18	4326	PRJ		65.22		
	8/31/18	4326	PRJ		15.25		
	8/31/18	4327	PRJ		44.49		
	8/31/18	4327	PRJ		10.40		
	8/31/18	4328	PRJ		23.31		
	8/31/18	4328	PRJ		5.45		
	8/31/18	4329	PRJ		10.27		
	8/31/18	4329	PRJ		43.92		
	8/31/18	4330	PRJ		6.34		
	8/31/18	4330	PRJ		27.09		
	8/31/18	4331	PRJ		8.07		
	8/31/18	4331	PRJ		34.51		
	8/31/18	4332	PRJ		9.40		
	8/31/18	4332	PRJ		40.21		
	8/31/18	4333	PRJ		9.81		
	8/31/18	4333	PRJ		41.96		
	8/31/18	4334	PRJ		9.86		
	8/31/18	4334	PRJ		42.16		
	8/31/18	4335	PRJ		34.97		
	8/31/18	4335	PRJ		8.18		
	8/31/18	4336	PRJ		44.62		
	8/31/18	4336	PRJ		10.44		
	8/31/18	4337	PRJ		19.84		
	8/31/18	4337	PRJ		4.64		
	8/31/18	4338	PRJ		11.74		
	8/31/18	4338	PRJ		2.75		
				Current Period Change	3,833.11		3,833.11
	9/1/18			Beginning Balance			27,050.87
	9/7/18	4339	PRJ		43.92		
	9/7/18	4339	PRJ		10.27		
	9/7/18	4340	PRJ		48.87		
	9/7/18	4340	PRJ		11.43		
	9/7/18	4341	PRJ		6.99		
	9/7/18	4341	PRJ		29.87		
	9/7/18	4342	PRJ		13.75		
	9/7/18	4342	PRJ		58.81		
	9/7/18	4343	PRJ		9.81		
	9/7/18	4343	PRJ		41.96		
	9/7/18	4344	PRJ		8.18		
	9/7/18	4344	PRJ		34.97		
	9/7/18	4345	PRJ		29.55		
	9/7/18	4345	PRJ		6.91		

**Knott County Water & Sewer District
General Ledger****For the Period From Jan 1, 2018 to Dec 31, 2018**

Filter Criteria includes: 1) IDs: 5010-AD. Report order is by ID. Report is printed with shortened descriptions and in Detail Format.

Account ID Account Description	Date	Referenc	Jrnl	Trans Description	Debit Amt	Credit Amt	Balance
	9/7/18	4346	PRJ		44.62		
	9/7/18	4346	PRJ		10.44		
	9/7/18	4347	PRJ		63.16		
	9/7/18	4347	PRJ		14.77		
	9/7/18	4348	PRJ	h	15.25		
	9/7/18	4348	PRJ		65.22		
	9/7/18	4349	PRJ		9.10		
	9/7/18	4349	PRJ		38.90		
	9/7/18	4350	PRJ		1.86		
	9/7/18	4350	PRJ		7.94		
	9/7/18	4351	PRJ		6.81		
	9/7/18	4351	PRJ		29.13		
	9/7/18	4352	PRJ		45.66		
	9/7/18	4352	PRJ		10.68		
	9/14/18	4353	PRJ		8.18		
	9/14/18	4353	PRJ		34.97		
	9/14/18	4354	PRJ		43.91		
	9/14/18	4354	PRJ		10.27		
	9/14/18	4355	PRJ		11.78		
	9/14/18	4355	PRJ		50.35		
	9/14/18	4356	PRJ		8.38		
	9/14/18	4356	PRJ		35.84		
	9/14/18	4357	PRJ		1.86		
	9/14/18	4357	PRJ		7.94		
	9/14/18	4358	PRJ		10.27		
	9/14/18	4358	PRJ		43.92		
	9/14/18	4359	PRJ		8.07		
	9/14/18	4359	PRJ		34.51		
	9/14/18	4360	PRJ		45.36		
	9/14/18	4360	PRJ		10.61		
	9/14/18	4361	PRJ		22.28		
	9/14/18	4361	PRJ		5.21		
	9/14/18	4362	PRJ		5.45		
	9/14/18	4362	PRJ		23.31		
	9/14/18	4363	PRJ		29.55		
	9/14/18	4363	PRJ		6.91		
	9/14/18	4365	PRJ		15.25		
	9/14/18	4365	PRJ		65.22		
	9/14/18	4366	PRJ		63.16		
	9/14/18	4366	PRJ		14.77		
	9/14/18	4367	PRJ		44.62		
	9/14/18	4367	PRJ		10.44		
	9/21/18	4369	PRJ		41.96		
	9/21/18	4369	PRJ		9.81		
	9/21/18	4370	PRJ		9.81		
	9/21/18	4370	PRJ		41.96		
	9/21/18	4371	PRJ		4.64		
	9/21/18	4371	PRJ		19.84		
	9/21/18	4372	PRJ		6.91		
	9/21/18	4372	PRJ		29.55		
	9/21/18	4373	PRJ		8.18		
	9/21/18	4373	PRJ		34.97		
	9/21/18	4374	PRJ		63.16		
	9/21/18	4374	PRJ		14.77		
	9/21/18	4375	PRJ		44.62		
	9/21/18	4375	PRJ		10.44		
	9/21/18	4376	PRJ		28.69		
	9/21/18	4376	PRJ		6.71		
	9/21/18	4377	PRJ		11.47		
	9/21/18	4377	PRJ		49.05		
	9/21/18	4378	PRJ		5.45		
	9/21/18	4378	PRJ		23.31		
	9/21/18	4379	PRJ		10.59		
	9/21/18	4379	PRJ		45.28		
	9/21/18	4380	PRJ		43.91		

**Knott County Water & Sewer District
General Ledger****For the Period From Jan 1, 2018 to Dec 31, 2018**

Filter Criteria includes: 1) IDs: 5010-AD. Report order is by ID. Report is printed with shortened descriptions and in Detail Format.

Account ID Account Description	Date	Referenc	Jrnl	Trans Description	Debit Amt	Credit Amt	Balance
	9/21/18	4380	PRJ		10.27		
	9/21/18	4381	PRJ		43.92		
	9/21/18	4381	PRJ		10.27		
	9/21/18	4382	PRJ		15.25		
	9/21/18	4382	PRJ		65.22		
	9/21/18	4383	PRJ		2.96		
	9/21/18	4383	PRJ		12.65		
	9/21/18	4384	PRJ		31.00		
	9/21/18	4384	PRJ		7.25		
	9/21/18	4385	PRJ		11.30		
	9/21/18	4385	PRJ		2.64		
	9/21/18	4386	PRJ		7.25		
	9/21/18	4386	PRJ		31.00		
	9/21/18	4387	PRJ		31.00		
	9/21/18	4387	PRJ		7.25		
	9/28/18	4388	PRJ		43.03		
	9/28/18	4388	PRJ		10.06		
	9/28/18	4389	PRJ		41.96		
	9/28/18	4389	PRJ		9.81		
	9/28/18	4390	PRJ		8.18		
	9/28/18	4390	PRJ		34.97		
	9/28/18	4391	PRJ		4.47		
	9/28/18	4391	PRJ		19.10		
	9/28/18	4392	PRJ		34.97		
	9/28/18	4392	PRJ		8.18		
	9/28/18	4393	PRJ		43.92		
	9/28/18	4393	PRJ		10.27		
	9/28/18	4394	PRJ		27.82		
	9/28/18	4394	PRJ		6.51		
	9/28/18	4396	PRJ		25.64		
	9/28/18	4396	PRJ		6.00		
	9/28/18	4397	PRJ		8.41		
	9/28/18	4397	PRJ		35.95		
	9/28/18	4398	PRJ		32.53		
	9/28/18	4398	PRJ		7.61		
	9/28/18	4400	PRJ		14.77		
	9/28/18	4400	PRJ		63.16		
	9/28/18	4401	PRJ		15.25		
	9/28/18	4401	PRJ		65.22		
	9/28/18	4403	PRJ		10.44		
	9/28/18	4403	PRJ		44.62		
	9/28/18	4404	PRJ		44.49		
	9/28/18	4404	PRJ		10.40		
				Current Period Change	2,933.27		2,933.27
				Beginning Balance			29,984.14
	10/1/18						
	10/5/18	4405	PRJ		47.09		
	10/5/18	4405	PRJ		11.01		
	10/5/18	4406	PRJ		10.27		
	10/5/18	4406	PRJ		43.92		
	10/5/18	4407	PRJ		5.92		
	10/5/18	4407	PRJ		25.32		
	10/5/18	4408	PRJ		6.69		
	10/5/18	4408	PRJ		28.62		
	10/5/18	4409	PRJ		8.07		
	10/5/18	4409	PRJ		34.51		
	10/5/18	4410	PRJ		9.81		
	10/5/18	4410	PRJ		41.96		
	10/5/18	4411	PRJ		8.18		
	10/5/18	4411	PRJ		34.97		
	10/5/18	4412	PRJ		10.06		
	10/5/18	4412	PRJ		43.03		
	10/5/18	4413	PRJ		8.18		
	10/5/18	4413	PRJ		34.97		
	10/5/18	4414	PRJ		3.65		
	10/5/18	4414	PRJ		15.62		

**Knott County Water & Sewer District
General Ledger****For the Period From Jan 1, 2018 to Dec 31, 2018**

Filter Criteria includes: 1) IDs: 5010-AD. Report order is by ID. Report is printed with shortened descriptions and in Detail Format.

Account ID Account Description	Date	Referenc	Jrnl	Trans Description	Debit Amt	Credit Amt	Balance
	10/5/18	4415	PRJ		14.77		
	10/5/18	4415	PRJ		63.16		
	10/5/18	4416	PRJ		15.25		
	10/5/18	4416	PRJ		65.22		
	10/5/18	4417	PRJ		29.55		
	10/5/18	4417	PRJ		6.91		
	10/5/18	4418	PRJ		44.62		
	10/5/18	4418	PRJ		10.44		
	10/12/18	4419	PRJ		4.18		
	10/12/18	4419	PRJ		17.86		
	10/12/18	4420	PRJ		8.18		
	10/12/18	4420	PRJ		34.97		
	10/12/18	4421	PRJ		63.16		
	10/12/18	4421	PRJ		14.77		
	10/12/18	4422	PRJ		44.62		
	10/12/18	4422	PRJ		10.44		
	10/12/18	4423	PRJ		6.91		
	10/12/18	4423	PRJ		29.55		
	10/12/18	4424	PRJ		15.25		
	10/12/18	4424	PRJ		65.22		
	10/12/18	4425	PRJ		10.40		
	10/12/18	4425	PRJ		44.49		
	10/12/18	4426	PRJ		7.03		
	10/12/18	4426	PRJ		30.06		
	10/12/18	4427	PRJ		10.27		
	10/12/18	4427	PRJ		43.92		
	10/12/18	4428	PRJ		34.51		
	10/12/18	4428	PRJ		8.07		
	10/12/18	4429	PRJ		25.64		
	10/12/18	4429	PRJ		6.00		
	10/12/18	4430	PRJ		41.96		
	10/12/18	4430	PRJ		9.81		
	10/12/18	4431	PRJ		10.06		
	10/12/18	4431	PRJ		43.03		
	10/12/18	4432	PRJ		34.97		
	10/12/18	4432	PRJ		8.18		
	10/12/18	4433	PRJ		19.84		
	10/12/18	4433	PRJ		4.64		
	10/12/18	4434	PRJ		37.20		
	10/12/18	4434	PRJ		8.70		
	10/19/18	4436	PRJ		6.00		
	10/19/18	4436	PRJ		25.64		
	10/19/18	4437	PRJ		28.14		
	10/19/18	4437	PRJ		6.58		
	10/19/18	4438	PRJ		10.40		
	10/19/18	4438	PRJ		44.49		
	10/19/18	4439	PRJ		41.69		
	10/19/18	4439	PRJ		9.75		
	10/19/18	4440	PRJ		10.27		
	10/19/18	4440	PRJ		43.92		
	10/19/18	4441	PRJ		41.96		
	10/19/18	4441	PRJ		9.81		
	10/19/18	4442	PRJ		34.97		
	10/19/18	4442	PRJ		8.18		
	10/19/18	4443	PRJ		9.86		
	10/19/18	4443	PRJ		42.16		
	10/19/18	4444	PRJ		34.97		
	10/19/18	4444	PRJ		8.18		
	10/19/18	4445	PRJ		10.44		
	10/19/18	4445	PRJ		44.62		
	10/19/18	4446	PRJ		65.22		
	10/19/18	4446	PRJ		15.25		
	10/19/18	4447	PRJ		29.55		
	10/19/18	4447	PRJ		6.91		
	10/19/18	4448	PRJ		63.16		

**Knott County Water & Sewer District
General Ledger****For the Period From Jan 1, 2018 to Dec 31, 2018**

Filter Criteria includes: 1) IDs: 5010-AD. Report order is by ID. Report is printed with shortened descriptions and in Detail Format.

Account ID Account Description	Date	Referenc	Jrnl	Trans Description	Debit Amt	Credit Amt	Balance
	10/19/18	4448	PRJ		14.77		
	10/19/18	4449	PRJ		12.65		
	10/19/18	4449	PRJ		2.96		
	10/19/18	4450	PRJ		31.00		
	10/19/18	4450	PRJ		7.25		
	10/19/18	4451	PRJ		11.30		
	10/19/18	4451	PRJ		2.64		
	10/19/18	4452	PRJ		31.00		
	10/19/18	4452	PRJ		7.25		
	10/19/18	4453	PRJ		31.00		
	10/19/18	4453	PRJ		7.25		
	10/26/18	4454	PRJ		8.18		
	10/26/18	4454	PRJ		34.97		
	10/26/18	4455	PRJ		41.96		
	10/26/18	4455	PRJ		9.81		
	10/26/18	4456	PRJ		51.78		
	10/26/18	4456	PRJ		12.11		
	10/26/18	4457	PRJ		34.97		
	10/26/18	4457	PRJ		8.18		
	10/26/18	4458	PRJ		48.82		
	10/26/18	4458	PRJ		11.42		
	10/26/18	4459	PRJ		6.02		
	10/26/18	4459	PRJ		25.74		
	10/26/18	4460	PRJ		8.07		
	10/26/18	4460	PRJ		34.51		
	10/26/18	4461	PRJ		25.64		
	10/26/18	4461	PRJ		6.00		
	10/26/18	4462	PRJ		44.49		
	10/26/18	4462	PRJ		10.40		
	10/26/18	4463	PRJ		65.22		
	10/26/18	4463	PRJ		15.25		
	10/26/18	4464	PRJ		10.44		
	10/26/18	4464	PRJ		44.62		
	10/26/18	4465	PRJ		63.16		
	10/26/18	4465	PRJ		14.77		
	10/26/18	4466	PRJ		29.55		
	10/26/18	4466	PRJ		6.91		
	10/26/18	4467	PRJ		2.61		
	10/26/18	4467	PRJ		11.16		
	10/30/18	10-30	GEN	Unemployment Insuran	43.42		
				Current Period Change	2,977.03		2,977.03
				Beginning Balance			32,961.17
	11/1/18						
	11/2/18	4469	PRJ		29.55		
	11/2/18	4469	PRJ		6.91		
	11/2/18	4470	PRJ		65.22		
	11/2/18	4470	PRJ		15.25		
	11/2/18	4471	PRJ		14.77		
	11/2/18	4471	PRJ		63.16		
	11/2/18	4472	PRJ		10.55		
	11/2/18	4472	PRJ		45.11		
	11/2/18	4473	PRJ		37.59		
	11/2/18	4473	PRJ		8.79		
	11/2/18	4474	PRJ		10.47		
	11/2/18	4474	PRJ		44.78		
	11/2/18	4475	PRJ		12.56		
	11/2/18	4475	PRJ		53.72		
	11/2/18	4476	PRJ		34.51		
	11/2/18	4476	PRJ		8.07		
	11/2/18	4477	PRJ		23.97		
	11/2/18	4477	PRJ		5.61		
	11/2/18	4478	PRJ		10.40		
	11/2/18	4478	PRJ		44.49		
	11/2/18	4479	PRJ		25.64		
	11/2/18	4479	PRJ		6.00		
	11/2/18	4480	PRJ		4.06		

**Knott County Water & Sewer District
General Ledger****For the Period From Jan 1, 2018 to Dec 31, 2018**

Filter Criteria includes: 1) IDs: 5010-AD. Report order is by ID. Report is printed with shortened descriptions and in Detail Format.

Account ID Account Description	Date	Referenc	Jrnl	Trans Description	Debit Amt	Credit Amt	Balance
	11/2/18	4480	PRJ		17.36		
	11/2/18	4481	PRJ		8.48		
	11/2/18	4481	PRJ		36.28		
	11/2/18	4482	PRJ		10.44		
	11/2/18	4482	PRJ		44.62		
	11/9/18	4484	PRJ		34.97		
	11/9/18	4484	PRJ		8.18		
	11/9/18	4485	PRJ		2.67		
	11/9/18	4485	PRJ		11.41		
	11/9/18	4486	PRJ		8.18		
	11/9/18	4486	PRJ		34.97		
	11/9/18	4487	PRJ		41.96		
	11/9/18	4487	PRJ		9.81		
	11/9/18	4488	PRJ		9.86		
	11/9/18	4488	PRJ		42.16		
	11/9/18	4489	PRJ		44.49		
	11/9/18	4489	PRJ		10.40		
	11/9/18	4490	PRJ		6.00		
	11/9/18	4490	PRJ		25.64		
	11/9/18	4491	PRJ		40.25		
	11/9/18	4491	PRJ		9.41		
	11/9/18	4492	PRJ		10.27		
	11/9/18	4492	PRJ		43.92		
	11/9/18	4493	PRJ		8.87		
	11/9/18	4493	PRJ		37.92		
	11/9/18	4494	PRJ		29.55		
	11/9/18	4494	PRJ		6.91		
	11/9/18	4495	PRJ		44.62		
	11/9/18	4495	PRJ		10.44		
	11/9/18	4496	PRJ		63.16		
	11/9/18	4496	PRJ		14.77		
	11/9/18	4497	PRJ		65.22		
	11/9/18	4497	PRJ		15.25		
	11/16/18	4498	PRJ		11.90		
	11/16/18	4498	PRJ		2.78		
	11/16/18	4499	PRJ		34.97		
	11/16/18	4499	PRJ		8.18		
	11/16/18	4500	PRJ		10.79		
	11/16/18	4500	PRJ		46.16		
	11/16/18	4501	PRJ		8.18		
	11/16/18	4501	PRJ		34.97		
	11/16/18	4502	PRJ		46.82		
	11/16/18	4502	PRJ		10.95		
	11/16/18	4503	PRJ		10.27		
	11/16/18	4503	PRJ		43.92		
	11/16/18	4504	PRJ		40.49		
	11/16/18	4504	PRJ		9.47		
	11/16/18	4505	PRJ		30.70		
	11/16/18	4505	PRJ		7.18		
	11/16/18	4507	PRJ		25.64		
	11/16/18	4507	PRJ		6.00		
	11/16/18	4508	PRJ		29.55		
	11/16/18	4508	PRJ		6.91		
	11/16/18	4509	PRJ		63.16		
	11/16/18	4509	PRJ		14.77		
	11/16/18	4510	PRJ		10.44		
	11/16/18	4510	PRJ		44.62		
	11/16/18	4511	PRJ		65.22		
	11/16/18	4511	PRJ		15.25		
	11/16/18	4512	PRJ		10.40		
	11/16/18	4512	PRJ		44.49		
	11/16/18	4513	PRJ		2.96		
	11/16/18	4513	PRJ		12.65		
	11/16/18	4514	PRJ		31.00		
	11/16/18	4514	PRJ		7.25		

Knott County Water & Sewer District **General Ledger**

For the Period From Jan 1, 2018 to Dec 31, 2018

Filter Criteria includes: 1) IDs: 5010-AD. Report order is by ID. Report is printed with shortened descriptions and in Detail Format.

Account ID Account Description	Date	Referenc	Jrnl	Trans Description	Debit Amt	Credit Amt	Balance
	11/16/18	4515	PRJ	[REDACTED] S	2.64		
	11/16/18	4515	PRJ	[REDACTED]	11.30		
	11/16/18	4516	PRJ	[REDACTED]	7.25		
	11/16/18	4516	PRJ	[REDACTED]	31.00		
	11/16/18	4517	PRJ	[REDACTED]	7.25		
	11/16/18	4517	PRJ	[REDACTED]	31.00		
	11/21/18	4518	PRJ	[REDACTED]	26.85		
	11/21/18	4518	PRJ	[REDACTED]	6.28		
	11/21/18	4519	PRJ	[REDACTED]	26.85		
	11/21/18	4519	PRJ	[REDACTED]	6.28		
	11/21/18	4520	PRJ	[REDACTED]	26.85		
	11/21/18	4520	PRJ	[REDACTED]	6.28		
	11/21/18	4521	PRJ	[REDACTED]	6.28		
	11/21/18	4521	PRJ	[REDACTED]	26.85		
	11/21/18	4522	PRJ	[REDACTED]	26.85		
	11/21/18	4522	PRJ	[REDACTED]	6.28		
	11/21/18	4523	PRJ	[REDACTED]	6.28		
	11/21/18	4523	PRJ	[REDACTED]	26.85		
	11/21/18	4524	PRJ	[REDACTED]	6.28		
	11/21/18	4524	PRJ	[REDACTED]	26.85		
	11/21/18	4525	PRJ	[REDACTED]	6.28		
	11/21/18	4525	PRJ	[REDACTED]	26.85		
	11/21/18	4526	PRJ	[REDACTED]	6.28		
	11/21/18	4526	PRJ	[REDACTED]	26.85		
	11/21/18	4527	PRJ	[REDACTED]	26.85		
	11/21/18	4527	PRJ	[REDACTED]	6.28		
	11/21/18	4528	PRJ	[REDACTED]	6.28		
	11/21/18	4528	PRJ	[REDACTED]	26.85		
	11/21/18	4529	PRJ	[REDACTED]	26.85		
	11/21/18	4529	PRJ	[REDACTED]	6.28		
	11/21/18	4530	PRJ	[REDACTED]	26.85		
	11/21/18	4530	PRJ	[REDACTED]	6.28		
	11/21/18	4531	PRJ	[REDACTED]	43.92		
	11/21/18	4531	PRJ	[REDACTED]	10.27		
	11/21/18	4532	PRJ	[REDACTED]	10.40		
	11/21/18	4532	PRJ	[REDACTED]	44.49		
	11/21/18	4533	PRJ	[REDACTED]	41.69		
	11/21/18	4533	PRJ	[REDACTED]	9.75		
	11/21/18	4534	PRJ	[REDACTED]	32.60		
	11/21/18	4534	PRJ	[REDACTED]	7.62		
	11/21/18	4535	PRJ	[REDACTED]	21.41		
	11/21/18	4535	PRJ	[REDACTED]	5.01		
	11/21/18	4536	PRJ	[REDACTED]	6.52		
	11/21/18	4536	PRJ	[REDACTED]	27.89		
	11/21/18	4537	PRJ	[REDACTED]	37.15		
	11/21/18	4537	PRJ	[REDACTED]	8.69		
	11/21/18	4538	PRJ	[REDACTED]	55.86		
	11/21/18	4538	PRJ	[REDACTED]	13.06		
	11/21/18	4539	PRJ	[REDACTED]	38.46		
	11/21/18	4539	PRJ	[REDACTED]	9.00		
	11/21/18	4540	PRJ	[REDACTED]	12.33		
	11/21/18	4540	PRJ	[REDACTED]	52.71		
	11/21/18	4541	PRJ	[REDACTED]	10.44		
	11/21/18	4541	PRJ	[REDACTED]	44.62		
	11/21/18	4542	PRJ	[REDACTED]	31.94		
	11/21/18	4542	PRJ	[REDACTED]	7.47		
	11/21/18	4543	PRJ	[REDACTED]	14.77		
	11/21/18	4543	PRJ	[REDACTED]	63.16		
	11/21/18	4544	PRJ	[REDACTED]	15.25		
	11/21/18	4544	PRJ	[REDACTED]	65.22		
	11/30/18	4545	PRJ	[REDACTED]	25.64		
	11/30/18	4545	PRJ	[REDACTED]	6.00		
	11/30/18	4546	PRJ	[REDACTED]	12.10		
	11/30/18	4546	PRJ	[REDACTED]	51.74		
	11/30/18	4547	PRJ	[REDACTED]	5.76		

Knott County Water & Sewer District General Ledger

For the Period From Jan 1, 2018 to Dec 31, 2018

Filter Criteria includes: 1) IDs: 5010-AD. Report order is by ID. Report is printed with shortened descriptions and in Detail Format.

Account ID Account Description	Date	Referenc	Jrnl	Trans Description	Debit Amt	Credit Amt	Balance
	11/30/18	4547	PRJ		24.61		
	11/30/18	4548	PRJ		10.40		
	11/30/18	4548	PRJ		44.49		
	11/30/18	4549	PRJ		43.92		
	11/30/18	4549	PRJ		10.27		
	11/30/18	4550	PRJ		46.33		
	11/30/18	4550	PRJ		10.84		
	11/30/18	4551	PRJ		14.11		
	11/30/18	4551	PRJ		60.32		
	11/30/18	4552	PRJ		13.13		
	11/30/18	4552	PRJ		56.15		
	11/30/18	4553	PRJ	bs	8.18		
	11/30/18	4553	PRJ		34.97		
	11/30/18	4554	PRJ		14.77		
	11/30/18	4554	PRJ		63.16		
	11/30/18	4555	PRJ		10.44		
	11/30/18	4555	PRJ		44.62		
	11/30/18	4556	PRJ		6.91		
	11/30/18	4556	PRJ		29.55		
	11/30/18	4557	PRJ		65.22		
	11/30/18	4557	PRJ		15.25		
				Current Period Change	4,129.37		4,129.37
	12/1/18			Beginning Balance			37,090.54
	12/7/18	4558	PRJ		10.27		
	12/7/18	4558	PRJ		43.92		
	12/7/18	4559	PRJ		40.25		
	12/7/18	4559	PRJ		9.41		
	12/7/18	4560	PRJ		31.67		
	12/7/18	4560	PRJ		7.41		
	12/7/18	4561	PRJ		6.00		
	12/7/18	4561	PRJ		25.64		
	12/7/18	4562	PRJ		44.49		
	12/7/18	4562	PRJ		10.40		
	12/7/18	4563	PRJ		8.18		
	12/7/18	4563	PRJ		34.97		
	12/7/18	4564	PRJ		46.53		
	12/7/18	4564	PRJ		10.88		
	12/7/18	4565	PRJ		9.81		
	12/7/18	4565	PRJ		41.96		
	12/7/18	4566	PRJ		9.40		
	12/7/18	4566	PRJ		40.21		
	12/7/18	4567	PRJ		44.62		
	12/7/18	4567	PRJ		10.44		
	12/7/18	4568	PRJ		6.91		
	12/7/18	4568	PRJ		29.55		
	12/7/18	4569	PRJ		14.77		
	12/7/18	4569	PRJ		63.16		
	12/7/18	4570	PRJ		65.22		
	12/7/18	4570	PRJ		15.25		
	12/14/18	4571	PRJ		10.44		
	12/14/18	4571	PRJ		44.62		
	12/14/18	4572	PRJ		65.22		
	12/14/18	4572	PRJ		15.25		
	12/14/18	4573	PRJ		6.91		
	12/14/18	4573	PRJ		29.55		
	12/14/18	4574	PRJ		14.77		
	12/14/18	4574	PRJ		63.16		
	12/14/18	4575	PRJ		43.92		
	12/14/18	4575	PRJ		10.27		
	12/14/18	4576	PRJ		25.64		
	12/14/18	4576	PRJ		6.00		
	12/14/18	4577	PRJ		8.07		
	12/14/18	4577	PRJ		34.51		
	12/14/18	4578	PRJ		21.41		
	12/14/18	4578	PRJ		5.01		

**Knott County Water & Sewer District
General Ledger****For the Period From Jan 1, 2018 to Dec 31, 2018**

Filter Criteria includes: 1) IDs: 5010-AD. Report order is by ID. Report is printed with shortened descriptions and in Detail Format.

Account ID Account Description	Date	Referenc	Jrnl	Trans Description	Debit Amt	Credit Amt	Balance
	12/14/18	4579	PRJ		10.40		
	12/14/18	4579	PRJ		44.49		
	12/14/18	4580	PRJ		8.18		
	12/14/18	4580	PRJ		34.97		
	12/14/18	4581	PRJ		41.96		
	12/14/18	4581	PRJ		9.81		
	12/14/18	4582	PRJ		10.88		
	12/14/18	4582	PRJ		46.53		
	12/14/18	4583	PRJ		34.97		
	12/14/18	4583	PRJ		8.18		
	12/14/18	4584	PRJ		8.70		
	12/14/18	4584	PRJ		37.20		
	12/21/18	4585	PRJ		12.65		
	12/21/18	4585	PRJ		2.96		
	12/21/18	4586	PRJ		31.00		
	12/21/18	4586	PRJ		7.25		
	12/21/18	4587	PRJ		2.64		
	12/21/18	4587	PRJ		11.30		
	12/21/18	4588	PRJ		31.00		
	12/21/18	4588	PRJ		7.25		
	12/21/18	4589	PRJ		7.25		
	12/21/18	4589	PRJ		31.00		
	12/21/18	4590	PRJ		2.90		
	12/21/18	4590	PRJ		12.40		
	12/21/18	4591	PRJ		44.62		
	12/21/18	4591	PRJ		10.44		
	12/21/18	4592	PRJ		6.91		
	12/21/18	4592	PRJ		29.55		
	12/21/18	4593	PRJ		14.77		
	12/21/18	4593	PRJ		63.16		
	12/21/18	4594	PRJ		65.22		
	12/21/18	4594	PRJ		15.25		
	12/21/18	4595	PRJ		42.16		
	12/21/18	4595	PRJ		9.86		
	12/21/18	4596	PRJ		41.96		
	12/21/18	4596	PRJ		9.81		
	12/21/18	4597	PRJ		39.56		
	12/21/18	4597	PRJ		9.25		
	12/21/18	4598	PRJ		10.40		
	12/21/18	4598	PRJ		44.49		
	12/21/18	4599	PRJ		43.92		
	12/21/18	4599	PRJ		10.27		
	12/21/18	4600	PRJ		34.51		
	12/21/18	4600	PRJ		8.07		
	12/21/18	4601	PRJ		18.34		
	12/21/18	4601	PRJ		4.29		
	12/21/18	4602	PRJ		7.97		
	12/21/18	4602	PRJ		34.07		
	12/21/18	4603	PRJ		25.64		
	12/21/18	4603	PRJ		6.00		
	12/21/18	4604	PRJ		8.64		
	12/21/18	4604	PRJ		36.93		
	12/28/18	4606	PRJ		6.00		
	12/28/18	4606	PRJ		25.64		
	12/28/18	4607	PRJ		35.83		
	12/28/18	4607	PRJ		8.38		
	12/28/18	4608	PRJ		43.92		
	12/28/18	4608	PRJ		10.27		
	12/28/18	4609	PRJ		40.97		
	12/28/18	4609	PRJ		9.58		
	12/28/18	4610	PRJ		10.40		
	12/28/18	4610	PRJ		44.49		
	12/28/18	4611	PRJ		34.97		
	12/28/18	4611	PRJ		8.18		
	12/28/18	4612	PRJ		34.97		

**Knott County Water & Sewer District
General Ledger****For the Period From Jan 1, 2018 to Dec 31, 2018**

Filter Criteria includes: 1) IDs: 5010-AD. Report order is by ID. Report is printed with shortened descriptions and in Detail Format.

Account ID Account Description	Date	Referenc	Jrnl	Trans Description	Debit Amt	Credit Amt	Balance
	12/28/18	4612	PRJ		8.18		
	12/28/18	4613	PRJ		9.81		
	12/28/18	4613	PRJ		41.96		
	12/28/18	4614	PRJ		44.78		
	12/28/18	4614	PRJ		10.47		
	12/28/18	4615	PRJ		29.55		
	12/28/18	4615	PRJ		6.91		
	12/28/18	4616	PRJ		15.25		
	12/28/18	4616	PRJ		65.22		
	12/28/18	4618	PRJ		63.16		
	12/28/18	4618	PRJ		14.77		
	12/28/18	4619	PRJ		10.44		
	12/28/18	4619	PRJ		44.62		
				Current Period Change	2,916.72		2,916.72
	12/31/18			Ending Balance			40,007.26

**Knott County Water and Sewer District
Case No. 2019-00268
Letcher County Water and Sewer District and City of Hindman's First Request for
Information issued September 6, 2019**

28. According to its present tariff, Knott District has not adjusted its non-recurring charges since 2007. State whether Knott District has calculated the current cost of the service provided in return for each of its non-recurring charges. If yes, provide the calculations for each non-recurring charge. If Knott District has not calculated the current cost for these services, explain why not.

Response:

KCWSD's management has discussed the non-recurring charges on a number of occasions. KCWSD's board members asked if those are in line with our current costs. Management determined that the charges were close to the current cost of materials and the difference was not enough to warrant a change at this time. KCWSD currently charges \$600 for a new tap. The following table is a breakdown for the cost of materials for a new tap based on our most recent purchase of those materials (this does not include labor costs):

Meter Cost	\$135.00
MXU Cost	\$155.00
Setter & Box	\$165.00
Saddle and Corp	\$58.00
Total	\$579.50

**Knott County Water and Sewer District
Case No. 2019-00268
Letcher County Water and Sewer District and City of Hindman's First Request for
Information issued September 6, 2019**

29. According to its 2018 Annual Report, approximately 2,400,000 gallons of water is used by Knott District's wastewater treatment plant. Describe how Knott District's sewer operations compensate Knott District's water operations for water used at the wastewater treatment plant.

Response:

Both the Ball Creek wastewater treatment plant ("WWTP") and Caney Creek WWTP are located in areas that heavy flushing is needed due to the distance they are from the water treatment plant ("WTP"). It is true that a lot of water is needed in the treatment process and for maintenance at these sewer plants but the benefits in using the water at these locations are very helpful with keeping the water age fresh in our water distribution system. Because flushing is needed in these areas we do not feel that the sewer system should be compensating the water system for this water usage.

**Knott County Water and Sewer District
Case No. 2019-00268
Letcher County Water and Sewer District and City of Hindman's First Request for
Information issued September 6, 2019**

30. According to its 2018 Annual Report, approximately 11,000,000 gallons of water of "Other Water Used" was for "other." For what purpose or activity was this water used?

Response:

One of KCWSD's major connection points to the Letcher County Water and Sewer District ("LCWSD") had a meter that failed to measure the high flow at that location. KCWSD was able to compare this meter to a meter at the adjacent pump station near this location. Based upon the difference of these meters and because the agreement with LCWSD only allowed KCWSD to capture a small portion of this lost revenue, KCWSD determined that 11,000,000 gallons of water was accounted for but not billed for.

**Knott County Water and Sewer District
Case No. 2019-00268
Letcher County Water and Sewer District and City of Hindman's First Request for
Information issued September 6, 2019**

31. According to Attachment 5g of the Application, all of the salaries for members of Knott District's Board of Commissioners were allocated to water operations. Explain why none of the salaries were allocated to sewer operations.

Response:

KCWSD has not allocated any of the Commissioner's salaries to the sewer operations mainly based on the fact that the sewer operations, if discussed at meetings, is a *de minimus* part of each meeting, that it would be difficult to allocate any portion to the sewer operations. Furthermore, the sewer operations is roughly 5% of the overall customer base of KCWSD.

**Knott County Water and Sewer District
Case No. 2019-00268
Letcher County Water and Sewer District and City of Hindman's First Request for
Information issued September 6, 2019**

32. The rate schedule that Knott District currently has on file with Public Service Commission does not contain a rate for wholesale (or sales for resale) customers.
- a. State whether Knott District is proposing to revise its rate schedule to expressly include a rate for water service to wholesale customers.
 - b. If yes, state the conditions of service, if any, that Knott District intends to impose on "wholesale customers" and that are not currently set forth in its filed rate schedules.

Response:

- a. Yes, KCWSD does intend to set a wholesale customer rate for all of its wholesale customers.
- b. There will be no conditions of service set forth on the wholesale rate. KCWSD would be interested in establishing contracts with all of its wholesale customers to protect the interests of KCWSD and the wholesale customer.

**Knott County Water and Sewer District
Case No. 2019-00268
Letcher County Water and Sewer District and City of Hindman's First Request for
Information issued September 6, 2019**

33. State whether any of the employees whose salaries, wages and employee benefits are included in test year total operating expenses performed work for Knott District's sewer operations. If yes, identify the employees (by position) and the nature and frequency of the work performed for the sewer operations and describe how Knott District allocated expenses associated with the employee(s) between the water and sewer operations.

Response:

There have been instances in which water employees assist in minor work orders that were sewer related. There are also instances in which our sewer employee has assists with minor water tasks. These instances are very rare and management felt that the costs associated were not relevant enough to track.

**Knott County Water and Sewer District
Case No. 2019-00268
Letcher County Water and Sewer District and City of Hindman's First Request for
Information issued September 6, 2019**

34. State whether equipment or vehicles owned by Knott District's water operations or for which Knott District is seeking recovery of depreciation expense through rates for water service is used to provide sewer service. If yes, describe how Knott District allocates the depreciation and maintenance expense associated with such equipment or vehicles between its water and sewer operations.

Response:

Just as describe in the response to Request 33 above, the times that equipment designated for water use are used for sewer tasks rarely, if ever, occur. These instances are very rare and management feels that the costs associated with this are not relevant enough to track.

**Knott County Water and Sewer District
Case No. 2019-00268
Letcher County Water and Sewer District and City of Hindman's First Request for
Information issued September 6, 2019**

35. Provide Knott District's cost allocation manual and all other documents, including policy statements, memoranda, correspondence, and official guidance, that address how Knott District allocates shared or joint costs between its water and sewer operations.

Response:

Water costs and sewer costs have their own allocated line items. Instances where water and sewer share resources rarely, if ever, occur. Management feels that the costs associated with these occurrences are not relevant enough to track.

**Knott County Water and Sewer District
Case No. 2019-00268
Letcher County Water and Sewer District and City of Hindman's First Request for
Information issued September 6, 2019**

36. Refer to Attachment 5g of Knott District's Application. Explain how each expense category was allocated between the various functions (e.g., water production, transmission and distribution, customer accounts, administrative and general). Provide the work papers used to develop the table.

Response:

Management provided a revision to Pages 50 and 51 of the PSC Annual Report to break down the broad expense categories into subcategories. Information to prepare this revision was from the District's internal Income Statement. The revised pages are provided with the response to Item No. 4.

**Knott County Water and Sewer District
Case No. 2019-00268
Letcher County Water and Sewer District and City of Hindman's First Request for
Information issued September 6, 2019**

37. Given that a final decision on Knott District's proposed rates is not likely to be rendered before the end of 2019, explain why determining annual debt service payments based upon the average of annual payments for the years 2020 through 2024 is not more accurate and reasonable than the average of annual payments for the years 2019 through 2023.

Response:

When this process began nearly a year ago, it was KCWSD's goal to have a new rate in place by the end of 2019. Given the timeline laid out by the PSC in its August 14, 2019 Order, it is completely reasonable to believe that a decision by the end of 2019 is attainable.