




Cumberland Valley Electric

A Touchstone Energy Cooperative 

RECEIVED

APR 15 2019

PUBLIC SERVICE
COMMISSION


April 11, 2019

Ms. Gwen Pinson
Executive Director
Public Service Commission
211 Sower Boulevard
P O Box 615
Frankfort, Kentucky 40602

Dear Ms. Pinson:

Please find enclosed for filing and original and four copies of Cumberland Valley Electric's response to Commission Staff's Initial Request For Information in Case No. 2019-00060. If you have any questions please contact us at 606-528-2677 or email at psc@cumberlandvalley.coop.

Sincerely,



Robert Tolliver
Office Manager

Encl.


CUMBERLAND VALLEY ELECTRIC
PSC CASE NO. 2019-00060
DEMAND-SIDE MANAGEMENT
RESPONSE TO INFORMATION REQUEST

REQUEST 1

WITNESS: Rich Prewitt

Request 1: For each Distribution Cooperative, provide the number of participants in each Demand-Side Management (DSM) program offered by year in each of the past five years.


Response 1: The number of participants for the years 2014, 2015, 2016, 2017, and 2018 are shown in the tables that follow along with other pertinent information for each program. Note that the amounts listed in the column labeled as “Total Cost” represents the cost of Cumberland Valley Electric’s DSM programs that was reimbursed by East Kentucky Power Cooperative (“EKPC”) except for advertising costs. Reimbursed advertising costs are not included on the tables that follow.



Cumberland Valley Electric
January 01, 2014 to December 31,
2014

Measure	# Customers	Rebates + Co-op Admin	Lost Revenue Amount	Total Cost
Commercial	1	\$3,001	\$0	\$3,001
C&I Lighting Upgrade	1	\$3,001	\$0	\$3,001
Residential	369	\$20,838	\$12,904	\$33,742
Button Up - Level I	12	\$6,638	\$1,913	\$8,550
Heat Pump Retrofit	15	\$11,350	\$9,781	\$21,132
TSE Home (Performance)	2	\$1,900	\$900	\$2,800
TSE Home (Prescriptive)	1	\$950	\$310	\$1,260
Direct Load Control	339			
Total	370	\$23,839	\$12,904	\$36,743

Notes: Direct Load Control participants are new participants in the year.




Cumberland Valley Electric
January 01, 2015 to December 31,
2015

Measure	# Customers	Rebate + Co-op Admin	Lost Revenue Amount	Total Cost
Commercial	4	\$20,082	\$27,192	\$47,274
C&I Lighting Upgrade	4	\$20,082	\$27,192	\$47,274
Residential	367	\$30,360	\$28,284	\$58,644
Appliance Recycling Freezer	5	\$503	\$270	\$773
Appliance Recycling Refrigerator	13	\$1,826	\$1,440	\$3,266
Button Up - Level I	18	\$8,492	\$4,614	\$13,106
Energy Audit - Billing Insights Audit	45	\$0	\$0	\$0
ENERGY STAR Air Source Heat Pump	15	\$4,800	\$6,000	\$10,800
ENERGY STAR Central Air Conditioner	1	\$300	\$100	\$400
ENERGY STAR Clothes Washer	8	\$600	\$385	\$985
ENERGY STAR Dishwasher	11	\$550	\$40	\$590
ENERGY STAR Freezer	2	\$100	\$20	\$120
ENERGY STAR Heat Pump Water Heater	1	\$300	\$385	\$685
ENERGY STAR MANUFACTURED HOME	1	\$1,900	\$2,400	\$4,300
ENERGY STAR Refrigerator	20	\$2,000	\$425	\$2,425
Heat Pump Retrofit	11	\$8,989	\$12,205	\$21,194
LED-Promotional	60	\$0	\$0	\$0
Direct Load Control	156			
Total	371	\$50,442	\$55,476	\$105,918

Notes: Direct Load Control participants are new participants in the year.

Appliance Recycling Rebate + Co-op Admin includes 3rd party admin costs paid by EKPC.

LED- Promotional and auditing software paid by EKPC to a 3rd party




Cumberland Valley RECC
January 01, 2016 to December 31,
2016

Measure	# Customers	Rebates + Co-op Admin	Lost Revenue Amount	Total Cost
Commercial	3	\$18,526	\$27,790	\$46,317
C&I Lighting Upgrade	3	\$18,526	\$27,790	\$46,317
Residential	5,111	\$75,205	\$52,850	\$128,055
Appliance Recycling Freezer	3	\$315	\$180	\$495
Appliance Recycling Refrigerator	30	\$4,111	\$2,880	\$6,991
Button Up - Level I	23	\$8,194	\$3,903	\$12,097
CARES HEAT PUMP ELIGIBLE	8	\$16,800	\$4,800	\$21,600
CARES HEAT PUMP IN-ELIGIBLE	4	\$3,400	\$2,400	\$5,800
CFL	4,700	\$4,230	\$0	\$4,230
Energy Audit - Billing Insights Audit	90	\$0	\$0	\$0
ENERGY STAR Air Source Heat Pump	23	\$7,800	\$7,215	\$15,015
ENERGY STAR Central Air Conditioner	4	\$1,200	\$400	\$1,600
ENERGY STAR Clothes Washer	30	\$2,325	\$1,290	\$3,615
ENERGY STAR Dishwasher	25	\$1,250	\$235	\$1,485
ENERGY STAR Freezer	2	\$100	\$20	\$120
ENERGY STAR Heat Pump Water Heater	8	\$2,400	\$2,685	\$5,085
ENERGY STAR MANUFACTURED HOME	1	\$1,900	\$2,400	\$4,300
ENERGY STAR Refrigerator	31	\$3,100	\$3,825	\$6,925
Heat Pump Retrofit	17	\$14,280	\$18,817	\$33,097
LED-Promotional	57	\$0	\$0	\$0
TSE Home (Performance)	3	\$2,850	\$1,350	\$4,200
TSE Home (Prescriptive)	1	\$950	\$450	\$1,400
Direct Load Control	51			
Total	5,114	\$93,731	\$80,640	\$174,372

Notes: Direct Load Control participants are new participants in the year.

Appliance Recycling Rebate + Co-op Admin includes 3rd party admin costs paid by EKPC.

LED- Promotional and auditing software paid by EKPC to a 3rd party




Cumberland Valley Electric
January 01, 2017 to December 31,
2017

Measure	# Customers	Rebates + Co-op Admin	Lost Revenue Amount	Total Cost
Commercial	8	\$21,273	\$26,718	\$47,991
C&I Lighting Upgrade	8	\$21,273	\$26,718	\$47,991
Residential	3,812	\$96,474	\$63,694	\$160,168
Appliance Recycling Freezer	4	\$629	\$450	\$1,079
Appliance Recycling Refrigerator	33	\$4,523	\$3,060	\$7,583
Button Up - Level I	19	\$7,789	\$3,989	\$11,778
CARES HEAT PUMP ELIGIBLE	17	\$32,700	\$10,200	\$42,900
CARES HEAT PUMP IN-ELIGIBLE	5	\$4,103	\$3,000	\$7,103
Energy Audit - Billing Insights Audit	22	\$0	\$0	\$0
ENERGY STAR Air Source Heat Pump	30	\$11,100	\$10,500	\$21,600
ENERGY STAR Central Air Conditioner	6	\$300	\$1,600	\$1,900
ENERGY STAR Clothes Washer	38	\$2,400	\$1,375	\$3,775
ENERGY STAR Dishwasher	29	\$1,350	\$865	\$2,215
ENERGY STAR Freezer	6	\$300	\$50	\$350
ENERGY STAR Heat Pump Water Heater	8	\$2,100	\$0	\$2,100
ENERGY STAR MANUFACTURED HOME	1	\$1,900	\$2,400	\$4,300
ENERGY STAR Refrigerator	46	\$4,100	\$4,985	\$9,085
Heat Pump Retrofit	17	\$15,280	\$18,970	\$34,250
LED	3,500	\$3,150	\$0	\$3,150
LED-Promotional	18	\$0	\$0	\$0
TSE Home (Performance)	5	\$4,750	\$2,250	\$7,000
Direct Load Control	8			
Total	3,820	\$117,747	\$90,412	\$208,159

Notes: Direct Load Control participants are new participants in the year.

Appliance Recycling Rebate + Co-op Admin includes 3rd party admin costs paid by EKPC.

LED- Promotional and auditing software paid by EKPC to a 3rd party



Cumberland Valley Electric
January 01, 2018 to December 31,
2018

Measure	# Customers	Rebates + Co-op Admin	Lost Revenue Amount	Total Cost
Commercial	7	\$21,761	\$29,861	\$51,623
C&I Lighting Upgrade	7	\$21,761	\$29,861	\$51,623
Residential	2,243	\$85,696	\$53,569	\$139,265
Appliance Recycling Freezer	8	\$1,163	\$720	\$1,883
Appliance Recycling Refrigerator	14	\$2,078	\$1,350	\$3,428
Button Up - Level I	12	\$5,785	\$3,097	\$8,882
CARES HEAT PUMP ELIGIBLE	18	\$36,800	\$10,800	\$47,600
CARES HEAT PUMP IN-ELIGIBLE	7	\$5,950	\$4,200	\$10,150
Energy Audit - Billing Insights Audit	29	\$0	\$0	\$0
ENERGY STAR Air Source Heat Pump	33	\$7,800	\$10,225	\$18,025
ENERGY STAR Central Air Conditioner	4	\$900	\$310	\$1,210
ENERGY STAR Clothes Washer	22	\$900	\$395	\$1,295
ENERGY STAR Dishwasher	18	\$700	\$855	\$1,555
ENERGY STAR Freezer	9	\$300	\$40	\$340
ENERGY STAR Heat Pump Water Heater	4	\$1,200	\$385	\$1,585
ENERGY STAR Refrigerator	29	\$2,100	\$555	\$2,655
Heat Pump Retrofit	17	\$14,780	\$18,877	\$33,657
HVAC Duct Sealing	2	\$590	\$410	\$1,000
LED	2,000	\$1,800	\$0	\$1,800
LED-Promotional	14	\$0	\$0	\$0
TSE Home (Performance)	3	\$2,850	\$1,350	\$4,200
Total	2,250	\$107,457	\$83,430	\$190,888

Notes: Direct Load Control participants are new participants in the year.

Appliance Recycling Rebate + Co-op Admin includes 3rd party admin costs paid by EKPC.

LED- Promotional and auditing software paid by EKPC to a 3rd party

CUMBERLAND VALLEY ELECTRIC
PSC CASE NO. 2019-00060
DEMAND-SIDE MANAGEMENT
RESPONSE TO INFORMATION REQUEST

REQUEST 2

WITNESS: Rich Prewitt


Request 2: For each Distribution Cooperative, provide the total cost for each DSM program by year for the past five years and indicate the amount of the total cost that was reimbursed by East Kentucky Power Cooperative, Inc. (EKPC) and the amount not reimbursed by EKPC.

Response 2: Refer to the tables for 2014, 2015, 2016, 2017 and 2018 included with Cumberland Valley Electric's Response to Commission Staff's Initial Request for Information, Item 1. The amounts labeled "Total Cost" represent all DSM costs reimbursed to Cumberland Valley by EKPC except for advertising. Advertising costs are excluded entirely from the tables provided in response to Item 1. Unreimbursed costs include Cumberland Valley's share of advertising costs¹, administrative costs², and ³low energy light bulbs. The calculation of Cumberland Valley's total cost of providing each DSM program for the years 2014, 2015, 2016, 2017, and 2018 are shown in the tables that follow.

¹ EKPC reimbursed Cumberland Valley Electric 75 percent of DSM advertising cost capped at a fixed limit based on the number of meter serviced by Cumberland Valley. The 2014 cap was equal to \$.50 per meter served. The cap was \$.75 per meter during 2015, 2016, and 2017. EKPC discontinued advertising reimbursement after 2017.


² EKPC reimbursed Cumberland Valley a fixed amount for each DSM program administered. For example, during 2018 EKPC reimbursed Cumberland Valley \$130 for each Level 1 Button Up program completed during the year while the reimbursement amount for each Level 1 Button Up with Air Sealing was \$230. The reimbursements are intended to assist Cumberland Valley with paying a portion of the costs incurred to administer the programs. Administrative costs include employee wages, benefits, and transportation expenses attributed to the DSM programs.

³ EKPC reimbursed Cumberland Valley \$.90 cents per bulb since 2016. Cumberland Valley paid the cost that exceeded reimbursement.



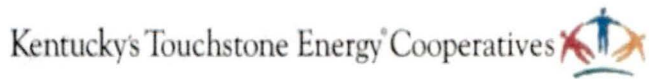
Cumberland Valley Electric
January 01, 2014 to December
31, 2014

Measure	Reimbursed "Total Cost"	Unreimbursed Advertising	Unreimbursed Admin.	Unreimbursed Bulbs	Total Cost
Commercial	\$3,001	\$0	\$174	\$0	\$3,175
C&I Lighting Upgrade	\$3,001		\$174		\$3,175
Residential	\$33,742	\$0	\$1,022	\$10,725	\$45,489
Button Up - Level I	\$8,550		\$532		\$9,082
CFL	\$0			\$10,725	\$10,725
Heat Pump Retrofit	\$21,132		\$393		\$21,525
TSE Home (Performance)	\$2,800		\$65		\$2,865
TSE Home (Prescriptive)	\$1,260		\$32		\$1,292
Direct Load Control					\$0
Total	\$36,743	\$0	\$1,196	\$10,725	\$48,664
Advertising	\$6,431	\$2,144	\$0	\$0	\$8,575
DSM - multiple programs	\$6,431	2,144			\$8,575
Total	\$43,174	\$2,144	\$1,196	\$10,725	\$57,239



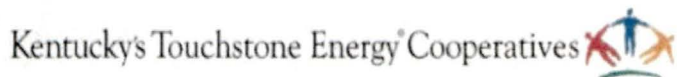
Cumberland Valley Electric
January 01, 2015 to December 31,
2015

Measure	Reimbursed "Total Cost"	Unreimbursed Advertising	Unreimbursed Admin.	Unreimbursed Bulbs	Total
Commercial	\$47,274	\$0	\$1,598	\$0	\$48,872
C&I Lighting Upgrade	\$47,274		\$1,598		\$48,872
Residential	\$58,644	\$0	\$1,356	\$3,630	\$63,630
Appliance Recycling Freezer	\$773				\$773
Appliance Recycling Refrigerator	\$3,266				\$3,266
Button Up - Level I	\$13,106		\$903		\$14,009
CFL	\$0			\$3,630	\$3,630
Energy Audit - Billing Insights Audit	\$0				\$0
ENERGY STAR Air Source Heat Pump	\$10,800				\$10,800
ENERGY STAR Central Air Conditioner	\$400				\$400
ENERGY STAR Clothes Washer	\$985				\$985
ENERGY STAR Dishwasher	\$590				\$590
ENERGY STAR Freezer	\$120				\$120
ENERGY STAR Heat Pump Water Heater	\$685				\$685
ENERGY STAR MANUFACTURED HOME	\$4,300				\$4,300
ENERGY STAR Refrigerator	\$2,425				\$2,425
Heat Pump Retrofit	\$21,194		\$453		\$21,647
LED-Promotional	\$0				\$0
Direct Load Control	\$0				\$0
Total	\$105,918	\$0	\$2,954	\$3,630	\$112,502
Advertising	\$10,224	\$3,408	\$0	\$0	\$13,632
Button-Up	\$413	138			\$551
Energy Star Appliance	\$2,550	850			\$3,400
DSM - multiple programs	\$7,261	2,420			\$9,681
Total	\$116,142	\$3,408	\$2,954	\$3,630	\$126,134




Cumberland Valley RECC
January 01, 2016 to December 31,
2016

Measure	Reimbursed "Total Cost"	Unreimbursed Advertising	Unreimbursed Admin.	Unreimbursed Bulbs	Total
Commercial	\$46,317	\$0	\$540	\$0	\$46,857
C&I Lighting Upgrade	\$46,317		\$540		\$46,857
Residential	\$128,055	\$0	\$1,817	\$0	\$129,872
Appliance Recycling Freezer	\$495				\$495
Appliance Recycling Refrigerator	\$6,991				\$6,991
Button Up - Level I	\$12,097		\$1,148		\$13,245
CARES HEAT PUMP ELIGIBLE	\$21,600				\$21,600
CARES HEAT PUMP IN-ELIGIBLE	\$5,800				\$5,800
CFL	\$4,230				\$4,230
Energy Audit - Billing Insights Audit	\$0				\$0
ENERGY STAR Air Source Heat Pump	\$15,015				\$15,015
ENERGY STAR Central Air Conditioner	\$1,600				\$1,600
ENERGY STAR Clothes Washer	\$3,615				\$3,615
ENERGY STAR Dishwasher	\$1,485				\$1,485
ENERGY STAR Freezer	\$120				\$120
ENERGY STAR Heat Pump Water Heater	\$5,085				\$5,085
ENERGY STAR MANUFACTURED HOME	\$4,300				\$4,300
ENERGY STAR Refrigerator	\$6,925				\$6,925
Heat Pump Retrofit	\$33,097		\$509		\$33,606
LED-Promotional	\$0				\$0
TSE Home (Performance)	\$4,200		\$120		\$4,320
TSE Home (Prescriptive)	\$1,400		\$40		\$1,440
Direct Load Control	\$0				\$0
Total	\$174,372	\$0	\$2,357	\$0	\$176,729
Advertising	\$16,102	\$5,367	\$0	\$0	\$21,469
Button-Up	\$150	\$50			\$200
Energy Star Appliance	\$7,197	\$2,399			\$9,596
Appliance Recycling	\$915	\$305			\$1,220
DSM - multiple programs	\$7,840	\$2,613			\$10,453
Total	\$190,474	\$5,367	\$2,357	\$0	\$198,198



Cumberland Valley Electric
January 01, 2017 to December 31,
2017

Measure	Reimbursed "Total Cost"	Unreimbursed Advertising	Unreimbursed Admin.	Unreimbursed Bulbs	Total
Commercial	\$47,991	\$0	\$1,555	\$0	\$49,546
C&I Lighting Upgrade	\$47,991		\$1,555		\$49,546
Residential	\$160,168	\$0	\$2,192	\$3,570	\$165,930
Appliance Recycling Freezer	\$1,079				\$1,079
Appliance Recycling Refrigerator	\$7,583				\$7,583
Button Up - Level I	\$11,778		\$1,223		\$13,001
CARES HEAT PUMP ELIGIBLE	\$42,900				\$42,900
CARES HEAT PUMP IN-ELIGIBLE	\$7,103				\$7,103
Energy Audit - Billing Insights Audit	\$0				\$0
ENERGY STAR Air Source Heat Pump	\$21,600				\$21,600
ENERGY STAR Central Air Conditioner	\$1,900				\$1,900
ENERGY STAR Clothes Washer	\$3,775				\$3,775
ENERGY STAR Dishwasher	\$2,215				\$2,215
ENERGY STAR Freezer	\$350				\$350
ENERGY STAR Heat Pump Water Heater	\$2,100				\$2,100
ENERGY STAR MANUFACTURED HOME	\$4,300				\$4,300
ENERGY STAR Refrigerator	\$9,085				\$9,085
Heat Pump Retrofit	\$34,250		\$673		\$34,923
LED	\$3,150			\$3,570	\$6,720
LED-Promotional	\$0				\$0
TSE Home (Performance)	\$7,000		\$296		\$7,296
Direct Load Control	\$0				\$0
Total	\$208,159	\$0	\$3,747	\$3,570	\$215,476
Advertising	\$12,701	\$4,234	\$0	\$0	\$16,935
Button-Up	\$620	\$207			\$827
Energy Star Appliance	\$906	\$302			\$1,208
Touchstone Energy Home	\$206	\$69			\$275
Energy Star Manufactured Home	\$450	\$150			\$600
DSM - multiple programs	\$10,519	\$3,506			\$14,025
Total	\$220,860	\$4,234	\$3,747	\$3,570	\$232,411



Cumberland Valley Electric
January 01, 2018 to December 31,
2018

Measure	Reimbursed "Total Cost"	Unreimbursed Admin.	Unreimbursed Bulbs	Total
Commercial	\$51,623	\$1,410	\$0	\$53,033
C&I Lighting Upgrade	\$51,623	\$1,410		\$53,033
Residential	\$139,265	\$1,817	\$1,080	\$142,162
Appliance Recycling Freezer	\$1,883			\$1,883
Appliance Recycling Refrigerator	\$3,428			\$3,428
Button Up - Level I	\$8,882	\$858		\$9,740
CARES HEAT PUMP ELIGIBLE	\$47,600			\$47,600
CARES HEAT PUMP IN-ELIGIBLE	\$10,150			\$10,150
Energy Audit - Billing Insights Audit	\$0			\$0
ENERGY STAR Air Source Heat Pump	\$18,025			\$18,025
ENERGY STAR Central Air Conditioner	\$1,210			\$1,210
ENERGY STAR Clothes Washer	\$1,295			\$1,295
ENERGY STAR Dishwasher	\$1,555			\$1,555
ENERGY STAR Freezer	\$340			\$340
ENERGY STAR Heat Pump Water Heater	\$1,585			\$1,585
ENERGY STAR Refrigerator	\$2,655			\$2,655
Heat Pump Retrofit	\$33,657	\$753		\$34,410
HVAC Duct Sealing	\$1,000			\$1,000
LED	\$1,800		\$1,080	\$2,880
LED-Promotional	\$0			\$0
TSE Home (Performance)	\$4,200	\$206		\$4,406
Total	\$190,888	\$3,227	\$1,080	\$195,195

In addition to the DSM programs referred to above, Cumberland Valley Electric provides an Energy Audit DSM program to residential Members. The audits are performed by Cumberland Valley's Member Services Department upon request by the Member. The table below list the number of energy audits performed during the years 2014 through 2018 and the estimated cost of those audits. EKPC provides no reimbursement for these costs.

	Year				
	2014	2015	2016	2017	2018
Number of Audits	15	20	10	18	12
Estimated Cost	\$3,486	\$4,734	\$2,399	\$4,665	\$3,223

CUMBERLAND VALLEY ELECTRIC
PSC CASE NO. 2019-00060
DEMAND-SIDE MANAGEMENT
RESPONSE TO INFORMATION REQUEST

REQUEST 3

WITNESS: Rich Prewitt

Request 3: Provide the names of the members of EKPC's Steering Committee, identify which Distribution Cooperative each member represents, and describe the process used to evaluate the cost-effectiveness and need for existing DMS programs offered by the respective Distribution Cooperative.

Response 3: Alan Coffey (South Kentucky RECC), Barry Drury (Blue Grass Energy), Caralyne Pennington (Farmers RECC), Charlie Pasley (Clark Energy), Chuck Filiatreau (Salt River Electric), Jared Routh (Shelby Energy), Dan Hitchcock (Inter-County Energy), John May (Licking Valley RECC), Joni Hazelrigg (Fleming-Mason Energy), Natasha Wiley (Big Sandy RECC), Rich Prewitt (Cumberland Valley), Rick Ryan (Nolin RECC), Sandy Painter (Jackson Energy), Jack Scott Lawless (Owen Electric), Tina Preece (Grayson), Ann Beard (Taylor Co. RECC), Scott Drake (EKPC), Joe Settles (EKPC), Hank Smith (EKPC), Tom Castle (EKPC), Bill Blair (EKPC), Sha Phillips (EKPC), and Josh Littrell (EKPC).

The DSM Steering Committee reviews the DSM Potential Study performed by GDS Associates for each EKPC IRP. That study identifies all potential cost-effective DSM programs. John Farley, DSM consultant, also provides additional insight to DSM program cost-effectiveness

evaluations. The DSM Steering Committee, based on their field experience working the membership, helps to identify the need for cost-effective programs. Although no formal process exists to determine need for new DSM programs, participation levels of existing programs are reviewed to assist in determining the need to continue cost-effective programs. Both the DSM Steering Committee and the owner-member CEOs expressed a desire to continue cost-effective residential programs that assist their members that experience high bills due to energy-inefficient housing.

**CUMBERLAND VALLEY ELECTRIC
PSC CASE NO. 2019-00060
DEMAND-SIDE MANAGEMENT
RESPONSE TO INFORMATION REQUEST**

REQUEST 4

WITNESS: Rich Prewitt

Request 4: Provide a copy of all marketing materials and brochures currently used to promote each DSM program that each Distribution Cooperative proposes to continue.

Response 4: Cumberland Valley Electric employs several methods of Member communications, including monthly Member newsletters within *Kentucky Living* magazine; its website; and social media outlets, including: Facebook and Twitter. Since the Commission's order in case 2019-00060, dated February 27, 2019, Cumberland Valley has been working to update its website to reflect the revised DSM programs while also developing new marketing materials such as flyers and brochures.

CUMBERLAND VALLEY ELECTRIC
PSC CASE NO. 2019-00060
DEMAND-SIDE MANAGEMENT
RESPONSE TO INFORMATION REQUEST

REQUEST 5

WITNESS: Rich Prewitt

Request 5: For each Distribution Cooperative, provide a list and cost of any DSM programs that each Distribution Cooperative offers that EKPC does not offer, if any.

Response 5: Cumberland Valley Electric does not offer any DSM programs that EKPC does not offer.

CUMBERLAND VALLEY ELECTRIC
PSC CASE NO. 2019-00060
DEMAND-SIDE MANAGEMENT
RESPONSE TO INFORMATION REQUEST

REQUEST 6

WITNESS: Rich Prewitt

Request 6: For each Distribution Cooperative, provide a list of any DSM program targeted at low-income customers and provide a description of said programs.

Response 6: Cumberland Valley Electric offers the Community Assistance Resources for Energy Savings (“CARES”) low-income program. The CARES tariff is located on Sheet No. 97, 98, and 99 of Cumberland Valley’s tariffs and was effective beginning on December 1, 2015. Below is the program description provided by EKPC as listed in the EKPC 2019 IRP – Exhibit DSM-5, Page 3 of 11.

CARES Low-Income Weatherization Program

Program Description

EKPC’s Community Assistance Resources for Energy Savings (CARES) Low Income Program provides an incentive to enhance the weatherization and energy efficiency services provided to its residential retail members by the Kentucky Community Action Agency’s (CAA) network of not for profit community action agencies.

EKPC and its owner-members provide an incentive to the CAA implementing the project on behalf of the retail member.

EKPC’s program has two primary objectives. First, EKPC’s incentive will enable the CAA to install more measures in each home. Second, the additional incentive from EKPC will assist CAA in weatherizing more homes.

Two types of homes are eligible for incentives:

Heat Pump Eligible Homes are single family or multi-family residential dwellings that use electricity for their primary source of heat. The EKPC incentive can be used to upgrade the home to an air source heat pump as well as to install weatherization improvements including insulation, air sealing, duct sealing, and a water heater blanket.

Heat Pump ineligible homes are single family or multi-family residential dwellings that do not use electricity for their primary source of heat, but do cool their home with central or window unit air conditioners. The EKPC incentive can be used to install weatherization improvements.

The maximum incentive per household is \$2,000.

Target Market

The homeowner must be a residential retail member of one of EKPC's 16 owner-members.

The household must qualify for weatherization and energy efficiency services according to the guidelines of the Weatherization Assistance Program administered by the local CAA. Household income cannot exceed the designated poverty guidelines established by the CAA.