



RECEIVED

APR 11 2019

PUBLIC SERVICE
COMMISSION

April 11, 2019

Ms. Gwen Pinson
Executive Director
Kentucky Public Service Commission
211 Sower Boulevard
Frankfort, KY 40602

Dear Ms. Pinson:

Pursuant to the Commission's Order in Case No. 2019-00060, dated March 28, 2019, please find enclosed for filing with the Commission, an original and four copies of Clark Energy Cooperative's Response to the Commission Staff's Initial Request for Information.

If you have any questions, please let me know.

Sincerely,

A handwritten signature in cursive script that reads "Lois Hatton".

Lois Hatton
Marketing Services Coordinator

Enclosures

**COMMONWEALTH OF KENTUCKY
BEFORE THE PUBLIC SERVICE COMMISSION**

**CLARK ENERGY COOPERATIVE
PSC CASE NO. 2019-00060
DEMAND-SIDE MANAGEMENT
RESPONSE TO INFORMATION REQUEST**

**COMMISSION STAFF'S INITIAL REQUEST FOR INFORMATION TO 15 OF EAST
KENTUCKY POWER COOPERATIVE, INC.'S COOPERATIVES
DATED MARCH 28, 2019**

COMMONWEALTH OF KENTUCKY

BEFORE THE PUBLIC SERVICE COMMISSION

In the Matter of:

DEMAND-SIDE MANAGEMENT FILING OF 15 OF)	CASE NO.
EAST KENTUCKY POWER COOPERATIVE, INC.'S)	2019-00060
COOPERATIVES)	

CERTIFICATE

STATE OF KENTUCKY)
)
 COUNTY OF CLARK)

Lois Hatton, being duly sworn, states that she has prepared the response of Clark Energy Cooperative, Inc. to the Public Service Commission Staff’s Initial Request for Information in the Appendix dated March 28, 2019, in the above-referenced case, and that the matters and things set forth therein are true and accurate to the best of her knowledge, information and belief, formed after reasonable inquiry.

Witness my hand this 11th day of April, 2019.

Lois Hatton

Lois Hatton

Subscribed and sworn before me this 11th day of April, 2019.

Crystal C. Amick

Notary Public

My Commission expires _____.




TABLE OF CONTENTS

Request and Response 1-----1

Request and Response 2-----2

Request and Response 3-----3

Request and Response 4-----4

Request and Response 5-----5

Request and Response 6-----6

**CLARK ENERGY COOPERATIVE
PSC CASE NO. 2019-00060
DEMAND-SIDE MANAGEMENT
RESPONSE TO INFORMATION REQUEST**


**COMMISSION STAFF'S INITIAL REQUEST FOR INFORMATION TO 15 OF EAST
KENTUCKY POWER COOPERATIVE, INC.'S COOPERATIVES
DATED MARCH 28, 2019**

REQUEST 1

RESPONSIBLE PARTY: Lois Hatton

Request 1: For each Distribution Cooperative, provide the number of participants in each Demand-Side Management (DSM) program offered by year in each of the past five years.

Response 1: The number of participants for the years 2014, 2015, 2016, 2017 and 2018 are shown in the tables that follow along with other pertinent information for each program. Note that the amounts listed in the column labeled as "Total Cost" represents the cost of Clark Energy's DSM programs that was reimbursed by East Kentucky Power Cooperative ("EKPC") except for advertising costs. Reimbursed advertising costs are not included on the tables that follow.


Kentucky's Touchstone Energy Cooperatives 

Clark Energy

January 01, 2014 to December 31, 2014

Measure	# Customers	Rebates + Co-op Admin	Lost Revenue Amount	Total Cost
Commercial	2	\$8,733	\$13,120	\$21,853
C&I Lighting Upgrade	2	\$8,733	\$13,120	\$21,853
Residential	3,738	\$35,454	\$20,966	\$56,420
Button Up - Level I	18	\$8,594	\$2,513	\$11,107
CFL	3,600	\$3,240	\$0	\$3,240
Heat Pump Retrofit	23	\$19,820	\$16,793	\$36,613
TSE Home (Performance)	4	\$3,800	\$1,660	\$5,460
Direct Load Control	93			
Total	3,740	\$44,187	\$34,086	\$78,273

Direct Load Control participant are new participants in the year.

Kentucky's Touchstone Energy Cooperatives 

Clark Energy


January 01, 2015 to December 31, 2015

Measure	# Customers	Rebate + Co-op Admin	Lost Revenue Amount	Total Cost
Commercial	6	\$20,404	\$29,917	\$50,321
C&I Lighting Upgrade	6	\$20,404	\$29,917	\$50,321
Residential	4,032	\$61,677	\$46,284	\$107,961
Appliance Recycling Freezer	12	\$1,248	\$630	\$1,878
Appliance Recycling Refrigerator	41	\$5,535	\$4,050	\$9,585
Button Up - Level I	15	\$5,763	\$2,710	\$8,473
CFL	3,600	\$3,240	\$0	\$3,240
Energy Audit - Audit Estimator	2	\$0	\$0	\$0
Energy Audit - Billing Insights Audit	49	\$0	\$0	\$0
ENERGY STAR Air Source Heat Pump	30	\$9,600	\$12,010	\$21,610
ENERGY STAR Central Air Conditioner	3	\$900	\$300	\$1,200
ENERGY STAR Clothes Washer	30	\$2,250	\$1,590	\$3,840
ENERGY STAR Dishwasher	38	\$1,900	\$580	\$2,480
ENERGY STAR Freezer	8	\$400	\$80	\$480
ENERGY STAR Heat Pump Water Heater	3	\$900	\$1,155	\$2,055
ENERGY STAR Refrigerator	55	\$5,500	\$675	\$6,175
Heat Pump Retrofit	16	\$14,940	\$18,004	\$32,944
LED-Promotional	53	\$0	\$0	\$0
TSE Home (Performance)	7	\$6,650	\$3,150	\$9,800
TSE Home (Prescriptive)	3	\$2,850	\$1,350	\$4,200
Direct Load Control	67			
Total	4,038	\$82,081	\$76,201	\$158,282

¹Direct Load Control participants are new participants in the year.

²Appliance Recycling Rebates + Co-op Admin includes third party admin costs paid by EKPC.

³LED-Promotional and auditing software paid by EKPC to a third party.

Kentucky's Touchstone Energy® Cooperatives 

Clark Energy


January 01, 2016 to December 31, 2016

Measure	# Customers	Rebates + Co-op Admin	Lost Revenue Amount	Total Cost
Commercial	18	\$75,751	\$113,748	\$189,499
C&I Lighting Upgrade	18	\$75,751	\$113,748	\$189,499
Residential	6,667	\$88,596	\$60,508	\$149,104
Appliance Recycling Freezer	11	\$1,170	\$720	\$1,890
Appliance Recycling Refrigerator	55	\$7,509	\$5,310	\$12,819
Button Up - Level I	22	\$9,557	\$5,023	\$14,580
CFL	6,000	\$5,400	\$0	\$5,400
Energy Audit - Billing Insights Audit	78	\$0	\$0	\$0
Energy Audit - Energy Insights Audit	1	\$0	\$0	\$0
ENERGY STAR Air Source Heat Pump	44	\$14,400	\$18,080	\$32,480
ENERGY STAR Central Air Conditioner	2	\$600	\$200	\$800
ENERGY STAR Clothes Washer	99	\$7,350	\$5,350	\$12,700
ENERGY STAR Dishwasher	93	\$4,600	\$1,285	\$5,885
ENERGY STAR Freezer	8	\$350	\$130	\$480
ENERGY STAR Heat Pump Water Heater	5	\$1,200	\$1,155	\$2,355
ENERGY STAR Refrigerator	121	\$11,900	\$1,705	\$13,605
Heat Pump Retrofit	14	\$12,760	\$15,670	\$28,430
LED-Promotional	36	\$0	\$0	\$0
TSE Home (Performance)	12	\$9,900	\$4,980	\$14,880
TSE Home (Prescriptive)	2	\$1,900	\$900	\$2,800
Direct Load Control	64			
Total	6,685	\$164,347	\$174,256	\$338,603

¹Direct Load Control participants are new participants in the year.

²Appliance Recycling Rebate + Co-op Admin includes third party admin costs paid by EKPC.

³LED-Promotional and auditing software paid by EKPC to a third party.

Kentucky's Touchstone Energy Cooperatives 

Clark Energy


January 01, 2017 to December 31, 2017

Measure	# Customers	Rebates + Co-op Admin	Lost Revenue Amount	Total Cost
Commercial	10	\$18,249	\$27,402	\$45,650
C&I Lighting Upgrade	10	\$18,249	\$27,402	\$45,650
Residential	3,676	\$121,778	\$87,892	\$209,669
Appliance Recycling Freezer	9	\$1,124	\$720	\$1,844
Appliance Recycling Refrigerator	57	\$7,696	\$5,220	\$12,916
Button Up - Level I	26	\$13,648	\$7,479	\$21,127
Energy Audit - Billing Insights Audit	24	\$0	\$0	\$0
ENERGY STAR Air Source Heat Pump	78	\$23,400	\$25,875	\$49,275
ENERGY STAR Central Air Conditioner	10	\$3,600	\$1,575	\$5,175
ENERGY STAR Clothes Washer	114	\$6,900	\$4,280	\$11,180
ENERGY STAR Dishwasher	105	\$5,100	\$730	\$5,830
ENERGY STAR Freezer	19	\$850	\$270	\$1,120
ENERGY STAR Heat Pump Water Heater	8	\$1,200	\$770	\$1,970
ENERGY STAR MANUFACTURED HOME	1	\$1,900	\$2,400	\$4,300
ENERGY STAR Refrigerator	141	\$12,600	\$6,630	\$19,230
Heat Pump Retrofit	16	\$19,210	\$21,593	\$40,803
LED	3,000	\$2,700	\$0	\$2,700
LED-Promotional	22	\$0	\$0	\$0
TSE Home (Performance)	22	\$20,900	\$9,900	\$30,800
TSE Home (Prescriptive)	1	\$950	\$450	\$1,400
Direct Load Control	23			
Total	3,686	\$140,026	\$115,293	\$255,319

¹Direct Load Control participants are new participants in the year.

²Appliance Recycling Rebate + Co-op Admin includes third party admin costs paid by EKPC.

³LED-Promotional and auditing software paid by EKPC to a third party.

Kentucky's Touchstone Energy Cooperatives 

Clark Energy

January 01, 2018 to December 31, 2018

Measure	# Customers	Rebates + Co-op Admin	Lost Revenue Amount	Total Cost
Commercial	4	\$7,454	\$11,198	\$18,651
C&I Lighting Upgrade	4	\$7,454	\$11,198	\$18,651
Residential	1,478	\$75,150	\$56,830	\$131,980
Appliance Recycling Freezer	4	\$485	\$270	\$755
Appliance Recycling Refrigerator	32	\$4,688	\$2,970	\$7,658
Button Up - Level I	8	\$3,442	\$1,802	\$5,244
Energy Audit - Billing Insights Audit	33	\$0	\$0	\$0
ENERGY STAR Air Source Heat Pump	92	\$25,200	\$27,000	\$52,200
ENERGY STAR Central Air Conditioner	10	\$2,100	\$700	\$2,800
ENERGY STAR Clothes Washer	79	\$3,975	\$3,380	\$7,355
ENERGY STAR Dishwasher	75	\$3,550	\$1,580	\$5,130
ENERGY STAR Freezer	12	\$400	\$60	\$460
ENERGY STAR Heat Pump Water Heater	10	\$1,200	\$1,155	\$2,355
ENERGY STAR Refrigerator	94	\$7,100	\$4,635	\$11,735
Heat Pump Retrofit	4	\$4,110	\$4,558	\$8,668
LED	1,000	\$900	\$0	\$900
LED-Promotional	5	\$0	\$0	\$0
TSE Home (Performance)	20	\$18,000	\$8,720	\$26,720
Total	1,482	\$82,603	\$68,028	\$150,631

¹Direct Load Control participants are new participants in the year.

²Appliance Recycling Rebate + Co-op Admin includes third party admin costs paid by EKPC.

³LED-Promotional and auditing software paid by EKPC to a third party.

**CLARK ENERGY COOPERATIVE
PSC CASE NO. 2019-00060
DEMAND-SIDE MANAGEMENT
RESPONSE TO INFORMATION REQUEST**

**COMMISSION STAFF'S INITIAL REQUEST FOR INFORMATION TO 15 OF EAST
KENTUCKY POWER COOPERATIVE, INC.'S COOPERATIVES
DATED MARCH 28, 2019**

REQUEST 2

RESPONSIBLE PARTY: Lois Hatton

Request 2: For each Distribution Cooperative, provide the total cost for each DSM program by year for the past five years and indicate the amount of the total cost that was reimbursed by East Kentucky Power Cooperative, Inc. (EKPC) and the amount not reimbursed by EKPC.

Response 2: Refer to the tables for 2014, 2015, 2016, 2017 and 2018 included with Clark Energy's Response to Commission Staff's Initial Request for Information, Item 1. The amounts labeled "Total Cost" represent all DSM costs reimbursed to Clark Energy by EKPC except for advertising. Advertising costs are excluded entirely from the tables provided in response to Item 1.

Unreimbursed costs include Clark Energy's share of advertising costs¹ and its share of low energy light bulbs². The calculation of Clark Energy's total cost of providing each DSM program for the years 2014, 2015, 2016, 2017 and 2018 are shown in the tables that follow.

Kentucky's Touchstone Energy® Cooperatives 

Clark Energy


January 01, 2014 to December 31, 2014

Measure	Reimbursed "Total Cost"	Unreimbursed Advertising	Unreimbursed Admin.	Unreimbursed Bulbs	Total
Commercial	\$21,853	\$0	\$527	\$0	\$22,380
C&I Lighting Upgrade	\$21,853		\$527		\$22,380
Residential	\$56,420	\$0	\$165	\$2,700	\$59,285
Button Up - Level I	\$11,107				\$11,107
CFL	\$3,240			\$2,700	\$5,940
Heat Pump Retrofit	\$36,613				\$36,613
TSE Home (Performance)	\$5,460				\$5,460
Direct Load Control	\$0				\$0
DSM - multiple programs	\$0		\$165		\$165
Total	\$78,273	\$0	\$692	\$2,700	\$81,665
Advertising	\$9,080	\$3,027			\$12,107
DSM - multiple programs	\$9,080	\$3,027			\$12,107
Total	\$87,353	\$3,027	\$692	\$2,700	\$93,772

¹EKPC reimbursed Clark Energy 75 percent of DSM advertising costs capped at a fixed limit based on the number of meters serviced by Clark Energy. The 2014 cap was equal to \$.50 per meter served. The cap was \$.75 per meter during 2015, 2016 and 2017. EKPC discontinued advertising reimbursement after 2017. NOTE: Advertising costs reimbursable by EKPC include outgoing fund expended by Clark Energy for television, radio, newspaper and other advertisements specific to DSM programs. These advertising costs do not include the cost of Clark Energy's social media, Kentucky Living magazine and other communication outlets where DSM programs are continuously promoted.

²EKPC reimbursed Clark Energy a fixed amount for each DSM program administered. For example, during 2018 EKPC reimbursed Clark Energy \$130 for each Level 1 Button Up program completed during the year. These reimbursements are intended to assist Clark Energy with paying a portion of the costs incurred to administer the programs. Administrative costs include employee wages, benefits, transportation and communication expenses attributed to the DSM programs.

³EKPC reimbursed Clark Energy \$.90 cents per bulb since 2014. Clark Energy paid the remainder.

Kentucky's Touchstone Energy Cooperatives 

Clark Energy

January 01, 2015 to December 31, 2015


Measure	Reimbursed "Total Cost"	Unreimbursed Advertising	Unreimbursed Admin.	Unreimbursed Bulbs	Total
Commercial	\$50,321	\$0	\$1,603	\$0	\$51,924
C&I Lighting Upgrade	\$50,321		\$1,603		\$51,924
Residential	\$107,961	\$0	\$1,724	\$2,700	\$112,385
Appliance Recycling Freezer	\$1,878				\$1,878
Appliance Recycling Refrigerator	\$9,585				\$9,585
Button Up - Level I	\$8,473				\$8,473
CFL	\$3,240			\$2,700	\$5,940
Energy Audit - Audit Estimator	\$0				\$0
Energy Audit - Billing Insights Audit	\$0				\$0
ENERGY STAR Air Source Heat Pump	\$21,610				\$21,610
ENERGY STAR Central Air Conditioner	\$1,200				\$1,200
ENERGY STAR Clothes Washer	\$3,840				\$3,840
ENERGY STAR Dishwasher	\$2,480				\$2,480
ENERGY STAR Freezer	\$480				\$480
ENERGY STAR Heat Pump Water Heater	\$2,055				\$2,055
ENERGY STAR Refrigerator	\$6,175				\$6,175
Heat Pump Retrofit	\$32,944				\$32,944
LED-Promotional	\$0				\$0
TSE Home (Performance)	\$9,800				\$9,800
TSE Home (Prescriptive)	\$4,200				\$4,200
Direct Load Control	\$0				\$0
DSM - multiple programs	\$0		\$1,724		\$1,724
Total	\$158,282	\$0	\$3,327	\$2,700	\$164,309
Advertising	\$9,529	\$3,176	\$0	\$0	\$12,706
DSM - multiple programs	\$506	\$168	\$0	\$0	\$674
Appliance Recycling	\$4,390	\$1,463	\$0	\$0	\$5,854
Button Up - Level 1	\$2,182	\$728	\$0	\$0	\$2,910
ENERGY STAR Appliance	\$2,451	\$817	\$0	\$0	\$3,268
Total	\$167,811	\$3,176	\$3,327	\$2,700	\$177,015

Kentucky's Touchstone Energy Cooperatives 

Clark Energy

January 01, 2016 to December 31, 2016

Measure	Reimbursed "Total Cost"	Unreimbursed Advertising	Unreimbursed Admin.	Unreimbursed Bulbs	Total
Commercial	\$189,499	\$0	\$5,030	\$0	\$194,529
C&I Lighting Upgrade	\$189,499		\$5,030		\$194,529
Residential	\$149,104	\$0	\$2,276	\$4,200	\$155,580
Appliance Recycling Freezer	\$1,890				\$1,890
Appliance Recycling Refrigerator	\$12,819				\$12,819
Button Up - Level I	\$14,580				\$14,580
CFL	\$5,400			\$4,200	\$9,600
Energy Audit - Billing Insights Audit	\$0				\$0
Energy Audit - Energy Insights Audit	\$0				\$0
ENERGY STAR Air Source Heat Pump	\$32,480				\$32,480
ENERGY STAR Central Air Conditioner	\$800				\$800
ENERGY STAR Clothes Washer	\$12,700				\$12,700
ENERGY STAR Dishwasher	\$5,885				\$5,885
ENERGY STAR Freezer	\$480				\$480
ENERGY STAR Heat Pump Water Heater	\$2,355				\$2,355
ENERGY STAR Refrigerator	\$13,605				\$13,605
Heat Pump Retrofit	\$28,430				\$28,430
LED-Promotional	\$0				\$0
TSE Home (Performance)	\$14,880				\$14,880
TSE Home (Prescriptive)	\$2,800				\$2,800
Direct Load Control	\$0				\$0
DSM - multiple programs	\$0		\$2,276		\$2,276
Total	\$338,603	\$0	\$7,306	\$4,200	\$350,109
Advertising	\$111,188	\$3,706	\$0	\$0	\$14,825
DSM - multiple programs	\$5,447	\$1,816			\$7,263
Appliance Recycling	\$1,055	\$352			\$1,407
Billing Insights	\$191	\$64			\$255
Button Up - Level 1	\$1,354	\$451			\$1,805
ENERGY STAR Appliance	\$281	\$94			\$375
Heat Pump Retrofit	\$479	\$160			\$639
Touchstone Energy Home	\$2,310	\$770			\$3,080
Total	\$449,791	\$3,706	\$0	\$0	\$364,934

Kentucky's Touchstone Energy Cooperatives 

Clark Energy

January 01, 2017 to December 31, 2017

Measure	Reimbursed "Total Cost"	Unreimbursed Advertising	Unreimbursed Admin.	Unreimbursed Bulbs	Total
Commercial	\$45,650	\$0	\$2,794	\$0	\$48,444
C&I Lighting Upgrade	\$45,650		\$2,794		\$48,444
Residential	\$209,669	\$0	\$1,277	\$990	\$211,937
Appliance Recycling Freezer	\$1,844				\$1,844
Appliance Recycling Refrigerator	\$12,916				\$12,916
Button Up - Level I	\$21,127				\$21,127
Energy Audit - Billing Insights Audit	\$0				\$0
ENERGY STAR Air Source Heat Pump	\$49,275				\$49,275
ENERGY STAR Central Air Conditioner	\$5,175				\$5,175
ENERGY STAR Clothes Washer	\$11,180				\$11,180
ENERGY STAR Dishwasher	\$5,830				\$5,830
ENERGY STAR Freezer	\$1,120				\$1,120
ENERGY STAR Heat Pump Water Heater	\$1,970				\$1,970
ENERGY STAR MANUFACTURED HOME	\$4,300				\$4,300
ENERGY STAR Refrigerator	\$19,230				\$19,230
Heat Pump Retrofit	\$40,803				\$40,803
LED	\$2,700			\$990	\$3,690
LED-Promotional	\$0				\$0
TSE Home (Performance)	\$30,800				\$30,800
TSE Home (Prescriptive)	\$1,400				\$1,400
Direct Load Control	\$0				\$0
DSM- multiple programs	\$0		\$1,277		\$1,277
Total	\$255,319	\$0	\$4,071	\$990	\$260,380
Advertising	\$13,414	\$4,472	\$0	\$0	\$17,886
DSM - multiple programs	\$5,532	\$1,844			\$7,376
Appliance Recycling	\$950	\$317			\$1,266
Billing Insights	\$3,164	\$1,055			\$4,219
Button Up - Level I	\$2,379	\$793			\$3,173
ENERGY STAR Manufactured Home	\$49,275	\$463			\$49,738
Total	\$268,733	\$4,472	\$4,071	\$990	\$278,267

Kentucky's Touchstone Energy® Cooperatives 

Clark Energy

January 01, 2018 to December 31, 2018

Measure	Reimbursed "Total Cost"	Unreimbursed Admin.	Unreimbursed Bulbs	Total
Commercial	\$18,651	\$1,146	\$0	\$19,797
C&I Lighting Upgrade	\$18,651	\$1,146		\$19,797
Residential	\$131,980	\$3,502	\$130	\$135,612
Appliance Recycling Freezer	\$755			\$755
Appliance Recycling Refrigerator	\$7,658			\$7,658
Button Up - Level I	\$5,244			\$5,244
Energy Audit - Billing Insights Audit	\$0			\$0
ENERGY STAR Air Source Heat Pump	\$52,200			\$52,200
ENERGY STAR Central Air Conditioner	\$2,800			\$2,800
ENERGY STAR Clothes Washer	\$7,355			\$7,355
ENERGY STAR Dishwasher	\$5,130			\$5,130
ENERGY STAR Freezer	\$460			\$460
ENERGY STAR Heat Pump Water Heater	\$2,355			\$2,355
ENERGY STAR Refrigerator	\$11,735			\$11,735
Heat Pump Retrofit	\$8,668			\$8,668
LED	\$900		\$130	\$1,030
LED-Promotional	\$0			\$0
TSE Home (Performance)	\$26,720			\$26,720
DSM - multiple programs	\$0	\$3,502		\$3,502
Total	\$150,631	\$4,648	\$130	\$155,409
Advertising	\$0	\$0	\$1,440	\$1,440
LED - Member Appreciation	\$0		\$1,440	\$1,440
Total	\$150,631	\$4,648	\$1,570	\$156,849

**CLARK ENERGY COOPERATIVE
PSC CASE NO. 2019-00060
DEMAND-SIDE MANAGEMENT
RESPONSE TO INFORMATION REQUEST**

**COMMISSION STAFF'S INITIAL REQUEST FOR INFORMATION TO 15 OF EAST
KENTUCKY POWER COOPERATIVE, INC.'S COOPERATIVES
DATED MARCH 28, 2019**

REQUEST 3

RESPONSIBLE PARTY: Lois Hatton

Request 3: Provide the names of the members of EKPC's DSM Steering Committee, identify which Distribution Cooperative each member represents, and describe the process used to evaluate the cost-effectiveness and need for existing DSM programs offered by the respective Distribution Cooperatives.

Response 3: Alan Coffey (South Kentucky RECC), Barry Drury (Blue Grass Energy), Caralyne Pennington (Farmers RECC), Charlie Pasley (Clark Energy), Chuck Filiatreau (Salt River Electric), Jared Routh (Shelby Energy), Dan Hitchcock (Inter-County Energy), John May (Licking Valley RECC), Joni Hazelrigg (Fleming-Mason Energy), Natasha Wiley (Big Sandy RECC), Rich Prewitt (Cumberland Valley), Rick Ryan (Nolin RECC), Sandy Painter (Jackson Energy), Jack Scott Lawless (Owen Electric), Tina Preece (Grayson), Ann Beard (Taylor Co. RECC), Scott Drake (EKPC), Joe Settles (EKPC), Hank Smith (EKPC), Tom Castle (EKPC), Bill Blair (EKPC), Sha Phillips (EKPC), and Josh Littrell (EKPC).

The DSM Steering Committee reviews the DSM Potential Study performed by GDS Associates for each EKPC IRP. That study identifies all potential cost-effective DSM programs. John Farley, DSM consultant, also provides additional insight to DSM program cost-effectiveness evaluations. The DSM Steering Committee, based on their field experience working the membership, helps to identify the need for cost-effective programs. Although no formal process exists to determine need for a new DSM programs, participation levels of existing programs are reviewed to assist in determining the need to continue cost-effective programs. Both the DSM Steering Committee and the owner-member CEOs expressed a desired to continue cost-effective residential programs that assist their members having high bills due to energy-inefficient housing.

**CLARK ENERGY COOPERATIVE
PSC CASE NO. 2019-00060
DEMAND-SIDE MANAGEMENT
RESPONSE TO INFORMATION REQUEST**

**COMMISSION STAFF'S INITIAL REQUEST FOR INFORMATION TO 15 OF EAST
KENTUCKY POWER COOPERATIVE, INC.'S COOPERATIVES
DATED MARCH 28, 2019**

REQUEST 4

RESPONSIBLE PARTY: Lois Hatton

Request 4: Provide a copy of all marketing materials and brochures currently used to promote each DSM program that each Distribution Cooperative proposes to continue.

Response 4: Clark Energy employs several methods of Member communications, including monthly Member newsletters within *Kentucky Living* magazine; its website; and the social media outlet, Facebook. Since the Commission's order in case 2019-00060, dated February 27, 2019, Clark Energy has removed the cancelled commercial and residential programs from its website and will be updating its New Member Guide. No copies of marketing materials are being submitted per request of the PSC as Clark Energy is awaiting print materials from its power supplier, East Kentucky Power Cooperative (EKPC). It is Clark Energy's understanding that EKPC is waiting to develop, print and distribute these materials subject to possible PSC change. Clark Energy will update its website and New Member Guide after PSC approval on remaining DSM programs. However, Clark Energy will continue to promote the revised DSM programs through the outlets mentioned above.

**CLARK ENERGY COOPERATIVE
PSC CASE NO. 2019-00060
DEMAND-SIDE MANAGEMENT
RESPONSE TO INFORMATION REQUEST**

**COMMISSION STAFF'S INITIAL REQUEST FOR INFORMATION TO 15 OF EAST
KENTUCKY POWER COOPERATIVE, INC.'S COOPERATIVES
DATED MARCH 28, 2019**


REQUEST 5

RESPONSIBLE PARTY: Lois Hatton

Request 5: For each Distribution Cooperative, provide a list and cost of any DSM programs that each Distribution Cooperative offers that EKPC does not offer, if any.

Response 5: In addition to the DSM programs referred to above, Clark Energy provides an Energy Audit DSM program to residential and small commercial members. To provide this program, Clark Energy employs an Energy Advisor who performs, among other duties, energy audits at the request of the member. The following table below lists the number of commercial and residential energy audits performed during the years 2014 through 2018 and the costs of those audits. EKPC provides no reimbursement for these costs.

Please note these audits did not result in any DSM program action on the part of the customer; therefore, no costs are reflected in Tables 1-5, pages 2-6, in Response 1.

Kentucky's Touchstone Energy Cooperatives 

Clark Energy

January 01, 2014 to December 31, 2018


Measure	# Audits 2014	# Audits 2015	# Audits 2016	# Audits 2017	# Audits 2018	Total
Energy Audits	82	65	41	36	43	267
Commercial	4	8	11	12	9	44
Residential	78	57	30	24	34	223

Measure	Unreimb Admin 2014	Unreimb Admin 2015	Unreimb Admin 2016	Unreimb Admin 2017	Unreimb Admin 2018	Total
Energy Audits	\$9,230	\$8,594	\$7,664	\$4,064	\$5,591	\$35,143
Commercial	\$850	\$1,341	\$4,047	\$1,395	\$1,645	\$9,277
Residential	\$8,380	\$7,253	\$3,617	\$2,669	\$3,947	\$25,866

Measure	# Hours Labor 2014	# Hours Labor 2015	# Hours Labor 2016	# Hours Labor 2017	# Hours Labor 2018	Total
Energy Audits	152	141	125	67	85	570
Commercial	14	22	66	23	25	150
Residential	138	119	59	44	60	420

Clark Energy continues to support its Electric Thermal Storage (ETS) program by making repairs on units that are still operable. The Electric Thermal Storage program tariff is located in Clark Energy's tariffs on Sheet No. 143 and approved by the PSC on May 31, 2012. Units are being retired as customers decide it is no longer financially feasible to repair or parts are no longer available.

The following table shows no new installations of ETS units for the years 2014, 2015, 2016, 2017 and 2018 as well as the labor costs and number of hours recorded for travel and repairs. EKPC provides no reimbursement for these costs.

Kentucky's Touchstone Energy Cooperatives 

Clark Energy

January 01, 2014 to December 31, 2018

Measure	2014	2015	2016	2017	2018	Total
Electric Thermal Storage (ETS)	0	0	0	0	0	0
New Installs	0	0	0	0	0	0

Measure	2014	2015	2016	2017	2018	Total
Electric Thermal Storage (ETS)	\$8,580	\$5,169	\$2,972	\$3,390	\$3,903	\$24,014
Labor Expenses	\$8,580	\$5,169	\$2,972	\$3,390	\$3,903	\$24,014

Measure	2014	2015	2016	2017	2018	Total
Electric Thermal Storage (ETS)	147	81	49	55	62	394
Labor and Travel Hours	147	81	49	55	62	394

**CLARK ENERGY COOPERATIVE
PSC CASE NO. 2019-00060
DEMAND-SIDE MANAGEMENT
RESPONSE TO INFORMATION REQUEST**

**COMMISSION STAFF'S INITIAL REQUEST FOR INFORMATION TO 15 OF EAST
KENTUCKY POWER COOPERATIVE, INC.'S COOPERATIVES
DATED MARCH 28, 2019**

REQUEST 6

RESPONSIBLE PARTY: Lois Hatton

Request 6: For each Distribution Cooperative, provide a list of any DSM program targeted at low-income customers and provide a description of said programs.

Response 6: Clark Energy currently offers no DSM programs for low-income customers.