

July 13, 2018

VIA HAND DELIVERY

Gwen R. Pinson, Executive Director
Kentucky Public Service Commission
211 Sower Boulevard
Frankfort, KY 40602

RECEIVED

JUL 13 2018

PUBLIC SERVICE
COMMISSION

Re: IN THE MATTER OF: APPLICATION OF INTER-COUNTY ENERGY
COOPERATIVE CORPORATION FOR A GENERAL ADJUSTMENT OF EXISTING
RATES - Case No. 2018-00129

Ms. Pinson:

Please find enclosed and accept for filing in the above-styled matter an original and ten (10) copies of Inter-County Energy Cooperative Corporation's proof of publication of customer notice. Please return a file-stamped copy to me.

I appreciate your assistance with this matter, and please do not hesitate to contact me with any questions or concerns.

Respectfully submitted,



David S. Samford

Enclosures

The Lebanon Enterprise

119 S. Proctor Knott Ave. • Lebanon, KY 40033


Phone: (270) 692-6026 • FAX: (270) 692-2118

Advertising/Bookkeeping: enugent@lebanonenterprise.com

AFFIDAVIT OF PUBLICATION

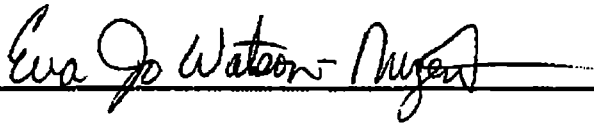
The following affidavit is to be executed by an officer of the newspaper attesting publication of legal advertisements as required under an Act of Kentucky Legislature of 1958.

Stevie Lowery of Lebanon, Kentucky, being first duly sworn, says that she is Publisher of The Lebanon Enterprise, a newspaper published in the State of Kentucky, County of Marion, and having general circulation in the County of Marion, and that the advertisement of which the annexed is a true copy has been published in said newspaper on the following dates May 23, May 30 and June 6, 2018.



Stevie Lowery

Subscribed and sworn to before me, a Notary Public within and for the State and County aforesaid, by Stevie Lowery to me personally known, this 6th day of June 2018. My commission expires the 11th day of February, 2021.



Eva Jo Watson-Nugent
Notary Public, State At Large 570155

RECEIVED

JUL 13 2018

PUBLIC SERVICE
COMMISSION



300 Public Notice 300 Public Notice 300 Public Notice 300 Public Notice 300 Public Notice 300 Public Notice 300 Public Notice 300 Public Notice

NOTICE

On or about May 25, 2016, Inter-County Energy Cooperative Corporation, with its principal offices at 1009 Hustonville Road, Danville, Kentucky, 40422, expects to file in Case No 2016-00129 an application with the Kentucky Public Service Commission requesting a general adjustment of the utility's existing rates. The adjustment will result in a general rate increase to the meter-bus consumers of Inter-County Energy Cooperative Corporation. The application will request that the proposed rates become effective June 24, 2016. The present and proposed rates for each customer classification to which the proposed rates will apply are set forth below:

Rate Class	Present	Proposed
Schedule 1 - Farm & Home		
Customer Charge (per month)	\$8.97	\$15.20
Energy Charge (per kWh)	\$0.09171	\$0.09467
Schedule 1 - Prapay Service		
Customer Charge (per month)	\$8.97	\$15.20
Energy Charge (per kWh)	\$0.09171	\$0.09467
Prapay Service Fee	\$8.20	\$8.20
Schedule NM - Net Metering		
Customer Charge (per month)	\$8.97	\$15.20
Energy Charge (per kWh)	\$0.09171	\$0.09467
Schedule 1-A - Farm & Home Marketing Rate (ETS)		
Energy Charge (per kWh)	\$0.05503	\$0.06260
Schedule 2 - Small Commercial and Small Power		
Customer Charge (per month)	\$8.28	\$18.00
Demand Charge (>10 kW/month) (per kW)	\$4.64	\$5.85
Energy Charge (per kWh)	\$0.06688	\$0.07150
Schedule 4 - Large Power Rate (LPR)		
Customer Charge (per month)	\$12.54	\$31.65
Demand Charge (per kW)	\$4.54	\$5.85
Energy Charge (per kWh)	\$0.07284	\$0.06842
Schedule 5 - All Electric School Rate		
Customer Charge (per month)	\$0	\$31.65
Energy Charge (per kWh)	\$0.07543	\$0.08610
Schedule 6 - Outdoor Lighting Service - Security Lights (Unmetered) (per month)		
107,800 Lumen Directional Floodlight	\$37.93	\$39.69
50,000 Lumen Directional Floodlight	\$20.31	\$20.72
27,600 Lumen Directional Floodlight	\$14.29	\$14.68
27,500 Lumen Cobra Head Light	\$13.35	\$13.62
9,550 Lumen Decorative Colonial Post	\$16.84	\$17.18
9,500 Lumen Security Light	\$10.45	\$10.67
7,000 Lumen Lamp	\$10.76	\$10.98
4,000 Lumen Decorative Colonial Post	\$12.98	\$13.24
6,000 Lumen Security LED Light	\$9.48	\$9.67
Pole Charges/Add. Pole Req'd.	\$5.50	\$5.61
Schedule B-1 - Large Industrial Rate - Contract 500		
Customer Charge (per month)	\$604.77	\$604.77
Demand Charge		
Contract Demand (per kW)	\$6.10	\$7.17
Excess Demand (>500 kW) (per kW)	\$8.84	\$9.98
Energy Charge (per kWh)	\$0.04946	\$0.04900
Schedule B-1 - Large Industrial Rate - Contract 1300		
Customer Charge (per month)	\$604.77	\$604.77
Demand Charge		
Contract Demand (per kW)	\$6.10	\$7.17
Excess Demand (>1300 kW) (per kW)	\$8.84	\$9.98
Energy Charge (per kWh)	\$0.04946	\$0.04900
Schedule B-1 - Large Industrial Rate - Contract 700		
Customer Charge (per month)	\$604.77	\$604.77
Demand Charge		
Contract Demand (per kW)	\$6.10	\$7.17
Excess Demand (>700 kW) (per kW)	\$8.84	\$9.98
Energy Charge (per kWh)	\$0.04946	\$0.04900
Schedule B-1 - Large Industrial Rate - Contract 1600		
Customer Charge (per month)	\$604.77	\$604.77
Demand Charge		
Contract Demand (per kW)	\$6.10	\$7.17
Excess Demand (>1600 kW) (per kW)	\$8.84	\$9.98
Energy Charge (per kWh)	\$0.04946	\$0.04900
Schedule B-1 - Large Industrial Rate - Contract 1200		
Customer Charge (per month)	\$604.77	\$604.77
Demand Charge		
Contract Demand (per kW)	\$6.10	\$7.17
Excess Demand (>1200 kW) (per kW)	\$8.84	\$9.98
Energy Charge (per kWh)	\$0.04946	\$0.04900
Schedule B-1 - Large Industrial Rate - Contract 2000		
Customer Charge (per month)	\$604.77	\$604.77
Demand Charge		
Contract Demand (per kW)	\$6.10	\$7.17
Excess Demand (>2000kW) (per kW) before 10/1 of test year	\$8.84	\$9.98
Energy Charge (per kWh)	\$0.04946	\$0.04900
Schedule B-2 - Large Industrial Rate		
Customer Charge (per month)	\$1,208.42	\$1,208.42
Demand Charge		
Contract Demand (per kW)	\$6.10	\$7.17
Excess Demand (>1300 kW) (per kW)	\$8.84	\$9.98
Energy Charge (per kWh)	\$0.04319	\$0.04319
Schedule B-3 - Large Industrial Rate		
Customer Charge (per month)	\$1,208.42	\$1,208.42

Rate Class	Dollars	Percent
Schedule 1 Farm & Home	\$2,799,307	8.6%
Schedule 1 Prapay Service	\$4,222	9.5%
Schedule NM - Net Metering	\$2,039	9.3%
Schedule 1-A - Farm & Home Marketing Rate (ETS)	\$2,535	13.8%
Schedule 2 - Small Commercial and Small Power	\$15,070	9.9%
Schedule 4 - Large Power Rate (LPR)	\$48,993	2.5%
Schedule 5 - All Electric School Rate	\$50,198	16.0%
Schedule 6 - Outdoor Lighting Service - Security Lights	\$22,381	2.0%
Schedule B-1 - Large Industrial Rate Contract 500	\$26,125	2.9%
Schedule B-1 - Large Industrial Rate Contract 1300	\$13,414	2.0%
Schedule B-1 - Large Industrial Rate Contract 700	\$9,511	3.1%
Schedule B-1 - Large Industrial Rate Contract 1600	\$20,201	2.8%
Schedule B-1 - Large Industrial Rate Contract 1200	\$15,098	2.2%
Schedule B-1 - Large Industrial Rate Contract 2000	\$25,376	2.5%
Schedule B-2 - Large Industrial Rate*	\$0	0%
Schedule B-3 - Large Industrial Rate*	\$0	0%
Schedule C-1 - Large Industrial Rate*	\$0	0%
Schedule C-2 - Large Industrial Rate*	\$0	0%
Schedule C-3 - Large Industrial Rate*	\$0	0%
Total	\$3,196,468	7.6%

The amount of the change requested in both dollar amounts and percentage change for each customer classification to which the proposed rates will apply is set forth below:

Rate Class	Average Usage (kWh)	Increase Dollars	Percent
Schedule 1 Farm & Home	1,055	\$9.34	8.6%
Schedule 1 Prapay Service	785	\$8.48	9.5%
Schedule NM - Net Metering	948	\$8.84	9.3%
Schedule 1-A Farm & Home Marketing Rate (ETS)	389	\$3.02	13.8%
Schedule 2 - Small Commercial & Small Power	1,478	\$14.86	9.9%
Schedule 4 - Large Power Rate (LPR)	15,524	\$36.45	2.5%
Schedule 5 - All Electric School Rate	47,537	\$58.87	15.0%
Schedule 6 - Outdoor Lighting	41	\$0.21	2.0%
Schedule B-1 - Large Industrial Rate - Contract 500	230,862	\$435.42	2.9%
Schedule B-1 - Large Industrial Rate - Contract 1300	912,968	\$1,117.81	2.0%
Schedule B-1 - Large Industrial Rate - Contract 700	398,110	\$792.61	3.1%
Schedule B-1 - Large Industrial Rate - Contract 1600	948,898	\$1,883.43	2.8%
Schedule B-1 - Large Industrial Rate - Contract 1200	913,957	\$1,257.97	2.2%
Schedule B-1 - Large Industrial Rate - Contract 2000	1,358,388	\$2,114.64	2.5%
Schedule B-2 - Large Industrial Rate*	0	\$0	0%
Schedule B-3 - Large Industrial Rate*	0	\$0	0%
Schedule C-1 - Large Industrial Rate*	0	\$0	0%
Schedule C-2 - Large Industrial Rate*	0	\$0	0%
Schedule C-3 - Large Industrial Rate*	0	\$0	0%

*There are no current customers and there were no customers on these rates during the test year.

The amount of the average usage and the effect upon the average bill for each customer classification to which the proposed rates will apply is set forth below:

Rate Class	Average Usage (kWh)	Increase Dollars	Percent
Schedule 1 Farm & Home	1,055	\$9.34	8.6%
Schedule 1 Prapay Service	785	\$8.48	9.5%
Schedule NM - Net Metering	948	\$8.84	9.3%
Schedule 1-A Farm & Home Marketing Rate (ETS)	389	\$3.02	13.8%
Schedule 2 - Small Commercial & Small Power	1,478	\$14.86	9.9%
Schedule 4 - Large Power Rate (LPR)	15,524	\$36.45	2.5%
Schedule 5 - All Electric School Rate	47,537	\$58.87	15.0%
Schedule 6 - Outdoor Lighting	41	\$0.21	2.0%
Schedule B-1 - Large Industrial Rate - Contract 500	230,862	\$435.42	2.9%
Schedule B-1 - Large Industrial Rate - Contract 1300	912,968	\$1,117.81	2.0%
Schedule B-1 - Large Industrial Rate - Contract 700	398,110	\$792.61	3.1%
Schedule B-1 - Large Industrial Rate - Contract 1600	948,898	\$1,883.43	2.8%
Schedule B-1 - Large Industrial Rate - Contract 1200	913,957	\$1,257.97	2.2%
Schedule B-1 - Large Industrial Rate - Contract 2000	1,358,388	\$2,114.64	2.5%
Schedule B-2 - Large Industrial Rate*	0	\$0	0%
Schedule B-3 - Large Industrial Rate*	0	\$0	0%
Schedule C-1 - Large Industrial Rate*	0	\$0	0%
Schedule C-2 - Large Industrial Rate*	0	\$0	0%
Schedule C-3 - Large Industrial Rate*	0	\$0	0%

*There are no current customers and there were no customers on these rates for the test year.

A person may examine the application and any related documents Inter-County Energy Cooperative Corporation has filed with the Public Service Commission: (i) at the utility's offices located at 1009 Hustonville Road, Danville, Kentucky 40422; (ii) at the Public Service Commission's offices located at 211 Sower Boulevard, Frankfort, Kentucky, Monday through Friday, 8:00 a.m. to 4:30 p.m.; or (iii) through the Public Service Commission's website at <http://psc.ky.gov>. A person may submit a timely written request for intervention to the Public Service Commission, Post Office Box 615, Frankfort, Kentucky 40602, establishing the grounds for the request including the status and interest of the party. If the Commission does not receive a written request for intervention within thirty (30) days of initial publication or mailing of the notice, the Commission may take final action on the application. Comments regarding the application may be submitted to the Public Service Commission through its Web site or by mail to Public Service Commission, Post Office Box 615, Frankfort, Kentucky 40602. The rates contained in this notice are the rates proposed by Inter-County Energy Cooperative Corporation but the Public Service Commission may order rates to be charged that differ from the proposed rates contained in this notice.

Need a little extra cash?

Place an item for sale in the Classifieds when it's convenient for you.

Kentucky Classified Network

Log onto www.kentuckyclassifiednetwork.com and turn some of the items you no longer use into money you can.

ACCOUNTS

300 Public Notice	300 Public Notice	300 Public Notice	300 Public Notice	300 Public Notice	300 Public Notice	300 Public Notice
-------------------	-------------------	-------------------	-------------------	-------------------	-------------------	-------------------

NOTICE

On or about May 25, 2018, Inter-County Energy Cooperative Corporation, with its principal offices at 1009 Hustonville Road, Danville, Kentucky, 40422, expects to file in Case No. 2018-00129 an application with the Kentucky Public Service Commission requesting a general adjustment of the utility's existing rates. This adjustment will result in a general rate increase to the member-consumers of Inter-County Energy Cooperative Corporation. The application will request that the proposed rates become effective June 24, 2018. The present and proposed rates for each customer classification to which the proposed rates will apply are set forth below:

Rate Class	Present	Proposed
Schedule 1 - Farm & Home		
Customer Charge (per month)	\$8.97	\$15.20
Energy Charge (per kWh)	\$0.09171	\$0.09457
Schedule 1 - Prapay Service		
Customer Charge (per month)	\$8.97	\$15.20
Energy Charge (per kWh)	\$0.09171	\$0.09457
Prapay Service Fee	\$8.20	\$8.20
Schedule NM - Net Metering		
Customer Charge (per month)	\$8.97	\$15.20
Energy Charge (per kWh)	\$0.09171	\$0.09457
Schedule 1-A - Farm & Home Marketing Rate (ETS)		
Energy Charge (per kWh)	\$0.05503	\$0.06280
Schedule 2 - Small Commercial and Small Power		
Customer Charge (per month)	\$6.28	\$18.00
Demand Charge (>10 kW/month) (per kW)	\$4.54	\$5.85
Energy Charge (per kWh)	\$0.06888	\$0.07150
Schedule 4 - Large Power Rate (LPR)		
Customer Charge (per month)	\$12.54	\$31.65
Demand Charge (per kW)	\$4.54	\$5.85
Energy Charge (per kWh)	\$0.07284	\$0.06842
Schedule 5 - All Electric School Rate		
Customer Charge (per month)	\$0	\$31.85
Energy Charge (per kWh)	\$0.07543	\$0.08510
Schedule 6 - Outdoor Lighting Service - Security Lights (Unmetered) (per month)		
107,800 Lumen Directional Floodlight	\$37.93	\$38.69
50,000 Lumen Directional Floodlight	\$20.31	\$20.72
27,500 Lumen Directional Floodlight	\$14.29	\$14.59
27,500 Lumen Cobra Head Light	\$13.35	\$13.62
9,550 Lumen Decorative Colonial Post	\$16.84	\$17.18
8,500 Lumen Security Light	\$10.46	\$10.87
7,000 Lumen Lamp	\$10.78	\$10.98
4,000 Lumen Decorative Colonial Post	\$12.98	\$13.24
6,000 Lumen Security LED Light	\$9.48	\$9.67
Pole Charges/Add. Pole Req'd.	\$5.50	\$5.61
Schedule B-1 - Large Industrial Rate - Contract 500		
Customer Charge (per month)	\$604.77	\$604.77
Demand Charge		
Contract Demand (per kW)	\$6.10	\$7.17
Excess Demand (>500 kW) (per kW)	\$8.84	\$9.98
Energy Charge (per kWh)	\$0.04946	\$0.04900
Schedule B-1 - Large Industrial Rate - Contract 1300		
Customer Charge (per month)	\$604.77	\$604.77
Demand Charge		
Contract Demand (per kW)	\$6.10	\$7.17
Excess Demand (>1300 kW) (per kW)	\$8.84	\$9.88
Energy Charge (per kWh)	\$0.04946	\$0.04900
Schedule B-1 - Large Industrial Rate - Contract 700		
Customer Charge (per month)	\$604.77	\$604.77
Demand Charge		
Contract Demand (per kW)	\$6.10	\$7.17
Excess Demand (>700 kW) (per kW)	\$8.84	\$9.98
Energy Charge (per kWh)	\$0.04946	\$0.04900
Schedule B-1 - Large Industrial Rate - Contract 1600		
Customer Charge (per month)	\$604.77	\$604.77
Demand Charge		
Contract Demand (per kW)	\$6.10	\$7.17
Excess Demand (>1600 kW) (per kW)	\$8.84	\$9.98
Energy Charge (per kWh)	\$0.04946	\$0.04900
Schedule B-1 - Large Industrial Rate - Contract 1200		
Customer Charge (per month)	\$604.77	\$604.77
Demand Charge		
Contract Demand (per kW)	\$6.10	\$7.17
Excess Demand (>1200 kW) (per kW)	\$8.84	\$9.98
Energy Charge (per kWh)	\$0.04946	\$0.04900
Schedule B-1 - Large Industrial Rate - Contract 2000		
Customer Charge (per month)	\$604.77	\$604.77
Demand Charge		
Contract Demand (per kW)	\$6.10	\$7.17
Excess Demand (>2000kW)(per kW) before 10/1 of test year)	\$8.84	\$9.98
Energy Charge (per kWh)	\$0.04946	\$0.04900
Schedule B-2 - Large Industrial Rate		
Customer Charge (per month)	\$1,208.42	\$1,208.42
Demand Charge		
Contract Demand (per kW)	\$6.10	\$7.17
Excess Demand (>1300 kW) (per kW)	\$8.84	\$9.98
Energy Charge (per kWh)	\$0.04319	\$0.04319
Schedule B-3 - Large Industrial Rate		
Customer Charge (per month)	\$1,208.42	\$1,208.42

Rate Class	Present	Proposed
Demand Charge		
Contract Demand (per kW)	\$6.10	\$7.17
Excess Demand (>1300 kW) (per kW)	\$8.84	\$9.98
Energy Charge (per kWh)	0.04205	\$0.04205
Schedule C-1 - Large Industrial Rate		
Customer Charge (per month)	\$604.77	\$604.77
Demand Charge (per kW)	\$6.10	\$7.17
Energy Charge (per kWh)	0.04921	\$0.04921
Schedule C-2 - Large Industrial Rate		
Customer Charge (per month)	\$1,208.42	\$1,208.42
Demand Charge (per kW)	\$6.10	\$7.17
Energy Charge (per kWh)	\$0.04356	\$0.04356
Schedule C-3 - Large Industrial Rate		
Customer Charge (per month)	\$1,208.42	\$1,208.42
Demand Charge (per kW)	\$6.10	\$7.17
Energy Charge (per kWh)	\$0.04243	\$0.04243

The amount of the change requested in both dollar amounts and percentage change for each customer classification to which the proposed rates will apply is set forth below:

Rate Class	Dollars	Percent
Schedule 1 Farm & Home	\$2,799,307	8.6%
Schedule 1 Prapay Service	\$4,222	9.5%
Schedule NM - Net Metering	\$2,039	9.3%
Schedule 1-A - Farm & Home Marketing Rate (ETS)	\$2,535	13.8%
Schedule 2 - Small Commercial and Small Power	\$161,070	9.9%
Schedule 4 - Large Power Rate (LPR)	\$46,993	2.5%
Schedule 5 - All Electric School Rate	\$58,198	15.0%
Schedule 6 - Outdoor Lighting Service - Security Lights	\$22,381	2.0%
Schedule B-1 - Large Industrial Rate Contract 500	\$26,125	2.9%
Schedule B-1 - Large Industrial Rate Contract 1300	\$18,414	2.0%
Schedule B-1 - Large Industrial Rate Contract 700	\$9,511	3.1%
Schedule B-1 - Large Industrial Rate Contract 1600	\$20,201	2.6%
Schedule B-1 - Large Industrial Rate Contract 1200	\$15,098	2.2%
Schedule B-1 - Large Industrial Rate Contract 2000	\$26,376	2.5%
Schedule B-2 - Large Industrial Rate*	\$0	0%
Schedule B-3 - Large Industrial Rate*	\$0	0%
Schedule C-1 - Large Industrial Rate*	\$0	0%
Schedule C-2 - Large Industrial Rate*	\$0	0%
Schedule C-3 - Large Industrial Rate*	\$0	0%
Total	\$3,198,468	7.6%

*There are no current customers and there were no customers on these rates during the test year.

The amount of the average usage and the effect upon the average bill for each customer classification to which the proposed rates will apply is set forth below:

Rate Class	Average Usage (kWh)	Dollars	Percent
Schedule 1 Farm & Home	1,085	\$9.34	8.6%
Schedule 1 Prapay Service	785	\$8.48	9.5%
Schedule NM - Net Metering	948	\$8.94	9.3%
Schedule 1-A - Farm & Home Marketing Rate (ETS)	399	\$3.02	13.8%
Schedule 2 - Small Commercial & Small Power	1,479	\$14.86	9.9%
Schedule 4 - Large Power Rate (LPR)	15,624	\$36.45	2.5%
Schedule 5 - All Electric School Rate	47,537	\$58.07	15.0%
Schedule 6 - Outdoor Lighting	41	\$0.21	2.0%
Schedule B-1 - Large Industrial Rate - Contract 500	230,862	\$435.42	2.9%
Schedule B-1 - Large Industrial Rate - Contract 1300	912,868	\$1,117.01	2.0%
Schedule B-1 - Large Industrial Rate - Contract 700	389,110	\$792.61	3.1%
Schedule B-1 - Large Industrial Rate - Contract 1600	948,898	\$1,893.43	2.9%
Schedule B-1 - Large Industrial Rate - Contract 1200	919,957	\$1,257.97	2.2%
Schedule B-1 - Large Industrial Rate - Contract 2000	1,359,388	\$2,114.64	2.5%
Schedule B-2 - Large Industrial Rate*	0	\$0	0%
Schedule B-3 - Large Industrial Rate*	0	\$0	0%
Schedule C-1 - Large Industrial Rate*	0	\$0	0%
Schedule C-2 - Large Industrial Rate*	0	\$0	0%
Schedule C-3 - Large Industrial Rate*	0	\$0	0%

*There are no current customers and there were no customers on these rates for the test year.

A person may examine the application and any related documents Inter-County Energy Cooperative Corporation has filed with the Public Service Commission. (i) at the utility's offices located at 1009 Hustonville Road, Danville, Kentucky 40422; (ii) at the Public Service Commission's offices located at 211 Sower Boulevard, Frankfort, Kentucky, Monday through Friday, 9:00 a.m. to 4:30 p.m.; or (iii) through the Public Service Commission's website at <http://psc.ky.gov>. A person may submit a timely written request for intervention to the Public Service Commission, Post Office Box 815, Frankfort, Kentucky 40602, establishing the grounds for the request including the status and interest of the party. If the Commission does not receive a written request for intervention within thirty (30) days of initial publication or mailing of the notice, the Commission may take final action on the application. Comments regarding the application may be submitted to the Public Service Commission through its Web site or by mail to Public Service Commission, Post Office Box 815, Frankfort, Kentucky 40602. The rates contained in this notice are the rates proposed by Inter-County Energy Cooperative Corporation but the Public Service Commission may order rates to be charged that differ from the proposed rates contained in this notice.



CLASSIFIEDS

300 Public Notice	300 Public Notice	300 Public Notice	300 Public Notice	300 Public Notice	300 Public Notice	300 Public Notice	300 Public Notice				
NOTICE											
<p>On or about May 25, 2018, Inter-County Energy Cooperative Corporation, with its principal offices at 1009 Hustonville Road, Danville, Kentucky, 40422, expects to file in Case No. 2018-00129 an application with the Kentucky Public Service Commission requesting a general adjustment of the utility's existing rates. This adjustment will result in a general rate increase to the member-consumers of Inter-County Energy Cooperative Corporation. The application will request that the proposed rates become effective June 24, 2018. The proposed and proposed rates for each customer classification to which the proposed rates will apply are set forth below:</p>											
Rate Class				Present				Proposed			
Schedule 1 - Farm & Home				Customer Charge (per month)				\$8.97 \$15.20			
				Energy Charge (per kWh)				\$0.09171 \$0.09457			
Schedule 1 - Prepay Service				Customer Charge (per month)				\$8.07 \$15.20			
				Energy Charge (per kWh)				\$0.09171 \$0.09457			
				Prepay Service Fee				\$8.20 \$8.20			
Schedule NM - Net Metering				Customer Charge (per month)				\$8.07 \$15.20			
				Energy Charge (per kWh)				\$0.09171 \$0.09457			
Schedule 1-A - Farm & Home Marketing Rate (ETS)				Energy Charge (per kWh)				\$0.05503 \$0.06290			
Schedule 2 - Small Commercial and Small Power				Customer Charge (per month)				\$6.28 \$18.00			
				Demand Charge (>10 kW/month) (per kW)				\$4.54 \$5.85			
				Energy Charge (per kWh)				\$0.06688 \$0.07150			
Schedule 4 - Large Power Rate (LPR)				Customer Charge (per month)				\$12.54 \$31.05			
				Demand Charge (per kW)				\$4.54 \$5.85			
				Energy Charge (per kWh)				\$0.07284 \$0.06842			
Schedule 5 - All Electric School Rate				Customer Charge (per month)				\$0 \$01.65			
				Energy Charge (per kWh)				\$0.07543 \$0.06610			
Schedule 6 - Outdoor Lighting Service - Security Lights (Unmetered) (per month)				107,000 Lumen Directional Floodlight				\$37.93 \$38.89			
				50,000 Lumen Directional Floodlight				\$20.31 \$20.72			
				27,500 Lumen Directional Floodlight				\$14.29 \$14.58			
				27,500 Lumen Cobra Head Light				\$13.35 \$13.62			
				9,650 Lumen Decorative Colonial Post				\$16.84 \$17.18			
				9,500 Lumen Security Light				\$10.46 \$10.67			
				7,000 Lumen Lamp				\$10.76 \$10.98			
				4,000 Lumen Decorative Colonial Post				\$12.98 \$13.24			
				6,000 Lumen Security LED Light				\$9.48 \$9.67			
				Pole Charges/Arkd. Pole Hqrd.				\$5.50 \$5.61			
Schedule B-1 - Large Industrial Rate - Contract 500				Customer charge (per month)				\$604.77 \$604.77			
				Demand Charge							
				Contract Demand (per kW)				\$6.10 \$7.17			
				Excess Demand (>500 kW) (per kW)				\$8.84 \$9.98			
				Energy Charge (per kWh)				\$0.04946 \$0.04900			
Schedule B-1 - Large Industrial Rate - Contract 700				Customer Charge (per month)				\$604.77 \$604.77			
				Demand Charge							
				Contract Demand (per kW)				\$6.10 \$7.17			
				Excess Demand (>700 kW) (per kW)				\$8.84 \$9.98			
				Energy Charge (per kWh)				\$0.04946 \$0.04900			
Schedule B-1 - Large Industrial Rate - Contract 1600				Customer Charge (per month)				\$604.77 \$604.77			
				Demand Charge							
				Contract Demand (per kW)				\$6.10 \$7.17			
				Excess Demand (>1600 kW) (per kW)				\$8.84 \$9.98			
				Energy Charge (per kWh)				\$0.04946 \$0.04900			
Schedule B-1 - Large Industrial Rate - Contract 1200				Customer Charge (per month)				\$604.77 \$604.77			
				Demand Charge							
				Contract Demand (per kW)				\$6.10 \$7.17			
				Excess Demand (>1200 kW) (per kW)				\$8.84 \$9.98			
				Energy Charge (per kWh)				\$0.04946 \$0.04900			
Schedule B-1 - Large Industrial Rate - Contract 2000				Customer Charge (per month)				\$604.77 \$604.77			
				Demand Charge							
				Contract Demand (per kW)				\$6.10 \$7.17			
				Excess Demand (>2000kW) (per kW) (before 10/1 of last year)				\$8.54 \$9.98			
				Energy Charge (per kWh)				\$0.04946 \$0.04900			
Schedule B-2 - Large Industrial Rate				Customer Charge (per month)				\$1,208.42 \$1,208.42			
				Demand Charge							
				Contract Demand (per kW)				\$6.10 \$7.17			
				Excess Demand (>1300 kW) (per kW)				\$8.84 \$9.98			
				Energy Charge (per kWh)				\$0.04319 \$0.04310			
Schedule B-3 - Large Industrial Rate				Customer Charge (per month)				\$1,208.42 \$1,208.42			

Rate Class	Dollars	Percent
Schedule 1 Farm & Home	\$2,799,307	8.6%
Schedule 1 Prepay Service	\$4,222	9.5%
Schedule NM - Net Metering	\$2,039	9.3%
Schedule 1-A - Farm & Home Marketing Rate (ETS)	\$2,535	13.0%
Schedule 2 - Small Commercial and Small Power	\$151,070	9.9%
Schedule 4 - Large Power Rate (LPR)	\$48,893	2.5%
Schedule 5 - All Electric School Rate	\$58,198	15.0%
Schedule 6 - Outdoor Lighting Service - Security Lights	\$22,381	2.0%
Schedule B-1 - Large Industrial Rate Contract 500	\$26,125	2.9%
Schedule B-1 - Large Industrial Rate Contract 700	\$13,414	2.0%
Schedule B-1 - Large Industrial Rate Contract 1600	\$9,511	3.1%
Schedule B-1 - Large Industrial Rate Contract 1200	\$20,201	2.8%
Schedule B-1 - Large Industrial Rate Contract 2000	\$15,098	2.2%
Schedule B-2 - Large Industrial Rate*	\$25,376	2.5%
Schedule B-3 - Large Industrial Rate*	\$0	0%
Schedule C-1 - Large Industrial Rate*	\$0	0%
Schedule C-2 - Large Industrial Rate*	\$0	0%
Schedule C-3 - Large Industrial Rate*	\$0	0%
Total	\$3,198,468	7.6%

The amount of the change requested in both dollar amounts and percentage change for each customer classification to which the proposed rates will apply is set forth below:

Rate Class	Average Usage (kWh)	Dollars	Percent
Schedule 1 Farm & Home	1,085	\$8.34	8.6%
Schedule 1 Prepay Service	785	\$8.48	9.5%
Schedule NM - Net Metering	948	\$8.94	9.3%
Schedule 1-A Farm & Home Marketing Rate (ETS)	399	\$3.02	13.8%
Schedule 2 - Small Commercial & Small Power	1,478	\$14.88	9.9%
Schedule 4 - Large Power Rate (LPR)	15,524	\$26.45	2.5%
Schedule 5 - All Electric School Rate	47,537	\$58.87	15.0%
Schedule 6 - Outdoor Lighting	41	\$0.21	2.0%
Schedule B-1 - Large Industrial Rate - Contract 500	230,862	\$435.42	2.9%
Schedule B-1 - Large Industrial Rate - Contract 700	912,868	\$1,117.81	2.0%
Schedule B-1 - Large Industrial Rate - Contract 1600	389,110	\$762.61	3.1%
Schedule B-1 - Large Industrial Rate - Contract 1200	948,838	\$1,893.43	2.8%
Schedule B-1 - Large Industrial Rate - Contract 2000	913,957	\$1,257.97	2.2%
Schedule B-2 - Large Industrial Rate*	0	\$0	0%
Schedule B-3 - Large Industrial Rate*	0	\$0	0%
Schedule C-1 - Large Industrial Rate*	0	\$0	0%
Schedule C-2 - Large Industrial Rate*	0	\$0	0%
Schedule C-3 - Large Industrial Rate*	0	\$0	0%

*There are no current customers and there were no customers on these rates during the last year.

The amount of the average usage and the effect upon the average bill for each customer classification to which the proposed rates will apply is set forth below:

Rate Class	Average Usage (kWh)	Dollars	Percent
Schedule 1 Farm & Home	1,085	\$8.34	8.6%
Schedule 1 Prepay Service	785	\$8.48	9.5%
Schedule NM - Net Metering	948	\$8.94	9.3%
Schedule 1-A Farm & Home Marketing Rate (ETS)	399	\$3.02	13.8%
Schedule 2 - Small Commercial & Small Power	1,478	\$14.88	9.9%
Schedule 4 - Large Power Rate (LPR)	15,524	\$26.45	2.5%
Schedule 5 - All Electric School Rate	47,537	\$58.87	15.0%
Schedule 6 - Outdoor Lighting	41	\$0.21	2.0%
Schedule B-1 - Large Industrial Rate - Contract 500	230,862	\$435.42	2.9%
Schedule B-1 - Large Industrial Rate - Contract 700	912,868	\$1,117.81	2.0%
Schedule B-1 - Large Industrial Rate - Contract 1600	389,110	\$762.61	3.1%
Schedule B-1 - Large Industrial Rate - Contract 1200	948,838	\$1,893.43	2.8%
Schedule B-1 - Large Industrial Rate - Contract 2000	913,957	\$1,257.97	2.2%
Schedule B-2 - Large Industrial Rate*	0	\$0	0%
Schedule B-3 - Large Industrial Rate*	0	\$0	0%
Schedule C-1 - Large Industrial Rate*	0	\$0	0%
Schedule C-2 - Large Industrial Rate*	0	\$0	0%
Schedule C-3 - Large Industrial Rate*	0	\$0	0%

*There are no current customers and there were no customers on these rates for the last year.

A person may examine the application and any related documents Inter-County Energy Cooperative Corporation has filed with the Public Service Commission: (i) at the utility's offices located at 1009 Hustonville Road, Danville, Kentucky 40422; (ii) at the Public Service Commission's offices located at 211 Sower Boulevard, Frankfort, Kentucky, Monday through Friday, 8:00 a.m. to 4:30 p.m.; or (iii) through the Public Service Commission's website at <http://psc.ky.gov>. A person may submit a timely written request for intervention to the Public Service Commission, Post Office Box 615, Frankfort, Kentucky 40602, establishing the grounds for the request including the status and interest of the party. If the Commission does not receive a written request for intervention within thirty (30) days of initial publication or mailing of the notice, the Commission may take final action on the application. Comments regarding the application may be submitted to the Public Service Commission through its Web site or by mail to Public Service Commission, Post Office Box 615, Frankfort, Kentucky 40602. The rates contained in this notice are the rates proposed by Inter-County Energy Cooperative Corporation but the Public Service Commission may order rates to be charged that differ from the proposed rates contained in this notice.

Call
270-692-6026
to place your service guide ad

WHITEHOUSE SEAL COATING

• Drains or Spurry Applied
• Driveways & Parking Lots
• Striping, Crack Filling & Repair
• Look us up on Facebook
• Fully Insured

Drian Whitehouse
859-325-5716

Water Dogs

PLUMBING & HEATING

• Residential
• Commercial
• Sewer & Drain
• Water Treatment
• Hot Water Heaters
• Tankless Water Heaters
• Radiant Heating
• Boiler Maintenance
• Gas Line Installation
• Water Line Installation
• Sump Pumps
• Backflow Prevention
• Water Softeners
• Whole House Filtration
• Leak Detection
• Video Pipe Inspection
• 24 Hour Emergency Service

318-631-8543/318-631-8543

The Lebanon Enterprise

SERVICE GUIDE

PHIL'S PRINTING SERVICE, LLC

Interior & Exterior
Commercial
Industrial
Residential

270-692-8857
Day or Night

Flanagan's TV & Appliance

Sales, Service and Mattress Sets

127 S. Spaulding Ave. • Lebanon, KY 40033
270-692-9664

COOKSEY REPAIR AND PAINTS, LLC

FRANKFORT, KY

859-695-1602 and 859-805-1616

Building Wood Lamin 2200 1000 sq. ft. max.

FRONT END SERVICES • FREE ESTIMATE • FREE DELIVERY

24 HOUR AND WEEKEND SERVICE • NO HOLIDAYS

FRANK FORT WOOD REPAIR AND PAINTS

BRADY'S SEWER & DRAIN CLEANING SERVICE

Residential & Commercial
Plumbing Service of all Types

(270) 692-4726
or 692-9368

FREE ESTIMATES - FULLY INSURED

LE TREE

DRIVEAWAY

270-572-7125

Locally Owned & Operated

Affidavit of Publication

The Advocate Messenger, The Winchester Sun, The Interior Journal, The Jessamine Journal
BLUEGRASS NEWSMEDIA, LLC


The affiant, Melanie Tackett, states that she is a Customer Service Representative at Bluegrass NewsMedia, LLC (The Advocate Messenger, The Winchester Sun, The Interior Journal, The Jessamine Journal) of general circulation published in (city) Danville, Boyle County, Kentucky.

She states that an advertisement of Rate Increase Request

for Inter County Energy Cooperative was published in the Advocate Messenger on (date) May 23, 2018; May 30, 2018; June 6, 2018.

Melanie Tackett
Customer Service Representative
Bluegrass NewsMedia, LLC

Subscribed and sworn before me this 9th day of July, ~~2016.~~ 2018.



Joshua L. Ford
Notary Public
State At-Large
Kentucky

My Commission expires 9/12/21

Real Estate

Land For Sale
OH SO PEACEFUL!
Lexington, IN
45 Acres
-All woods
-Water, electric, and septic
-Casual forest
-Creek, and trails
-Low taxes
Now Price: \$219,000.
812-553-2918

Rentals

Apartment
1 Bedroom Apartment
Get moved in for \$470.
Utilities Included.
(606)255-8744

122 W. Admiral
3 BR Plus Bonus Room, 1st
Floor Master, 2.5 Baths
\$1200/Month
559.563.7810

ATTENTION!

MEADOW RUN APARTMENTS
10R/ 3A \$350
2BR/ 2A \$450
Tenants pay electric only
Landlord pays water
Spring Special:
\$150 Security Deposit
Call Deak 559-236-1652

Sheker Point Apartments
Accepting applications for
2, 2 BR apartments. Rent
from \$387 to \$508. We
accept Section 8 vouchers.
Call M.F. 4
859-326-3828
Wirtwood, Inc is an
equal housing opportunity
company.



Stanford Greens Apartments
117 Hemdon Drive
Stanford KY 40484
Immediate openings
available!
Rent starts at
\$410 per month
Water/Street/Cableage
included
Office hours: Tuesday, 1-4pm
and Friday 9am - 4pm
606-365-8068
1000 800-548-8058



Office & Commercial Rental
Two commercial office
buildings approximately 1200
sq ft each. Located at
713 E. Main Street, Stanford.
One location has a small
lot/tennis.
Please call 508-365-3220.



10 REASONS TO READ YOUR LOCAL NEWSPAPER:

- 1) Newspapers employ local people to record local history as it happens.
- 2) Find great deals in classifieds.
- 3) Take advantage of sales advertised by local business.
- 4) Be aware of local school news.
- 5) Search local obituaries.
- 6) Find local police & fire reports.
- 7) Know local election results.
- 8) See the latest sports updates.
- 9) Keep up with local columnists.
- 10) Read local letters to the editor.

Transportation

Automobiles
CHAMPION PREFERRED
2017 FORD F-150
3.5L 4WD 17K
2007 CADILLAC
ESCALADE
LOADED PEARL WHITE
2008 DODGE RAM 4WD
3.9L \$15,900
2010 GMC CANYON
3.7K \$16,890
2007 GMC UPLAND
SLT \$10,990
2015 DODGE GRAND
CARRAN SE \$13,990
899-289-4141

Nevada Auto Sales
2004-Aveanche 4X4 \$6995
2015-Nia-Forte \$8000
2009-Silver-Outline \$7800
2007-Mountaineer \$5000
2007 Impala \$3800
2007 Mazda Pickup \$5900
2005-Chevy-4x4 \$5500
2004-Hyundai X350 \$2900
859.593.1475

Want To Buy Transportation

WANTED TO BUY
JUNK CARS
Call 806-346-2998

Services

Lawn Care & Landscaping
Site Work and Clearing
Excavation
back filling, grading,
waterline, irrigation repair,
crawl spaces, culverts, privacy
fencing, building pads, gravel,
patios, drainage etc.
Fully Insured
Like us on Facebook
859-356-3771

Public Notices

Public Notices
NOTICE
DANVILLE BOYLE COUNTY
BOARD OF ADJUSTMENTS
ANNOUNCES
A special called meeting will
be conducted May 31, 2016 at
10:00 a.m. in the Danville City
Commission Chambers, 419
West Main Street,
1, Madisonville, KY. A variance
is being applied for approval of a Variance
on a piece of land containing
approximately 1.4 acres located at 280 Jane Trail.
The property is zoned Highway
Commercial (HC).
A copy of all applications, maps,
and site plans may be seen at
the Planning and Zoning
Commission office, 445 West Main
Street, Danville, Kentucky. (859)
239-1238.

CLASSIFIED ADS GET RESULTS!

Merchandise

Deals & Bargains
ATTIC FAN willmer
Will cool the entire house \$50
Call 859.588.9825

NOTICE

On or about May 23, 2016, Inter-County Energy Cooperative Corporation, with its principal offices at 1009 Hustonville Road, Danville, Kentucky, 40422, as per its filing in Case No. 2016-060129 an application with the Kentucky Public Service Commission requesting a general adjustment of its utility's existing rates. This adjustment will result in a general rate increase to the member-consumers of Inter-County Energy Cooperative Corporation. The application will request that the proposed rates become effective June 24, 2016. The present and proposed rates for each customer classification to which the proposed rates will apply are set forth below:

Rate Class	Rate Class		Rate Class	Average Usage (kWh)	Increase	
	Present	Proposed			Dollars	Percent
Schedule 1 Farm & Home			Schedule 1 Farm & Home	1,085	\$8.34	8.6%
Customer Charge (per month)	\$8.97	\$15.20	Schedule 1 Prepay Service	785	\$8.48	9.5%
Energy Charge (per kWh)	\$0.09171	\$0.09457	Schedule NM - Net Metering	948	\$6.94	9.3%
Schedule 1-1 Prepay Service			Schedule 1-A Farm & Home Marketing Rate (ETS)	399	\$3.02	13.6%
Customer Charge (per month)	\$8.97	\$15.20	Schedule 2 - Small Commercial & Small Power	1,478	\$14.89	9.9%
Energy Charge (per kWh)	\$0.09171	\$0.09457	Schedule 4 - Large Power Rate (LPR)	15,524	\$36.45	2.5%
Prepay Service Fee	\$8.20	\$8.20	Schedule 5 - All Electric School Rate	47,537	\$638.87	15.0%
Schedule NM - Net Metering			Schedule 6 - Outdoor Lighting	41	\$0.21	2.0%
Customer Charge (per month)	\$8.97	\$15.20	Schedule B-1-Large Industrial Rate-Contract 500	230,852	\$435.42	2.9%
Energy Charge (per kWh)	\$0.09171	\$0.09457	Schedule B-1-Large Industrial Rate-Contract 1300	912,868	\$1,117.81	2.0%
Schedule 1-A Farm & Home Marketing Rate (ETS)			Schedule B-1-Large Industrial Rate-Contract 2000	389,110	\$792.51	3.1%
Customer Charge (per month)	\$8.97	\$15.20	Schedule B-1-Large Industrial Rate-Contract 1600	948,898	\$1,663.43	2.6%
Energy Charge (per kWh)	\$0.05503	\$0.05260	Schedule B-1-Large Industrial Rate-Contract 1200	913,867	\$1,257.97	2.2%
Schedule 2 - Small Commercial and Small Power			Schedule B-1-Large Industrial Rate-Contract 600	1,358,388	\$2,114.64	2.6%
Customer Charge (per month)	\$6.28	\$18.00	Schedule B-2-Large Industrial Rate*	0	\$0	0%
Demand Charge (per kW)	\$4.54	\$5.85	Schedule B-3-Large Industrial Rate*	0	\$0	0%
Energy Charge (per kWh)	\$0.08688	\$0.07150	Schedule C-1-Large Industrial Rate*	0	\$0	0%
Schedule 4 - Large Power Rate (LPR)			Schedule C-2-Large Industrial Rate*	0	\$0	0%
Customer Charge (per month)	\$12.54	\$31.85	Schedule C-3-Large Industrial Rate*	0	\$0	0%
Demand Charge (per kW)	\$4.54	\$5.85	*There are no current customers and there were no customers on these rates for the last year.			
Energy Charge (per kWh)	\$0.07284	\$0.06842	The amount of the average usage and the effect upon the average bill for each customer classification to which the proposed rates will apply is set forth below:			
Schedule 5 - All Electric School Rate			Rate Class	Increase		
Customer Charge (per month)	\$0	\$31.85		Dollars	Percent	
Energy Charge (per kWh)	\$0.07543	\$0.06610	Schedule 1 Farm & Home	\$2,789,307	8.6%	
Schedule 6 - Outdoor Lighting Service - Security Lights (Minimum 1000 lumens)			Schedule 1 Prepay Service	\$4,222	9.5%	
Customer Charge (per month)	\$37.93	\$38.69	Schedule NM - Net Metering	\$2,099	9.3%	
Energy Charge (per kWh)	\$20.31	\$20.72	Schedule 1-A - Farm & Home Marketing Rate (ETS)	\$2,636	13.6%	
Schedule B-1-Large Industrial Rate - Contract 500			Schedule 2 - Small Commercial and Small Power	\$161,070	9.9%	
Customer Charge (per month)	\$604.77	\$604.77	Schedule 4 - Large Power Rate (LPR)	\$48,993	2.5%	
Demand Charge	\$6.10	\$7.17	Schedule 5 - All Electric School Rate	\$55,196	15.0%	
Contract Demand (per kW)	\$6.10	\$7.17	Schedule 6 - Outdoor Lighting Service-Security Lights	\$22,361	2.0%	
Excess Demand (>1600 kW) (per kW)	\$8.84	\$9.98	Schedule B-1-Large Industrial Rate-Contract 600	\$28,125	2.9%	
Energy Charge (per kWh)	\$0.04946	\$0.04900	Schedule B-1-Large Industrial Rate-Contract 1300	\$13,414	2.0%	
Schedule B-1-Large Industrial Rate-Contract 1200			Schedule B-1-Large Industrial Rate-Contract 700	\$9,511	3.1%	
Customer Charge (per month)	\$604.77	\$604.77	Schedule B-1-Large Industrial Rate-Contract 1600	\$20,201	2.8%	
Demand Charge	\$6.10	\$7.17	Schedule B-1-Large Industrial Rate-Contract 1200	\$15,086	2.2%	
Contract Demand (per kW)	\$6.10	\$7.17	Schedule B-1-Large Industrial Rate-Contract 2000	\$25,376	2.5%	
Excess Demand (>1200 kW) (per kW)	\$8.84	\$9.98	Schedule B-2-Large Industrial Rate*	\$0	0%	
Energy Charge (per kWh)	\$0.04946	\$0.04900	Schedule B-3-Large Industrial Rate*	\$0	0%	
Schedule B-1-Large Industrial Rate-Contract 2000			Schedule C-1-Large Industrial Rate*	\$0	0%	
Customer Charge (per month)	\$604.77	\$604.77	Schedule C-2-Large Industrial Rate*	\$0	0%	
Demand Charge	\$6.10	\$7.17	Schedule C-3-Large Industrial Rate*	\$0	0%	
Contract Demand (per kW)	\$6.10	\$7.17	Total	\$3,198,468	7.6%	
Excess Demand (>2000kW) (per kW)(before 10% of last year)	\$8.84	\$9.98	*There are no current customers and there were no customers on these rates during the last year.			
Energy Charge (per kWh)	\$0.04946	\$0.04900	A person may examine the application and any related documents Inter-County Energy Cooperative Corporation has filed with the Public Service Commission: (i) at the utility's offices located at 1009 Hustonville Road, Danville, Kentucky 40422; (ii) at the Public Service Commission's offices located at 211 Sower Boulevard, Frankfort, Kentucky, Monday through Friday, 9:00 a.m. to 4:30 p.m.; or (iii) through the Public Service Commission's website at http://psc.ky.gov .			
Schedule B-2 - Large Industrial Rate			A person may submit a timely written request for intervention to the Public Service Commission, Post Office Box 615, Frankfort, Kentucky 40602, establishing the grounds in the request including the names and interest of the party. If the Commission does not receive a written request for intervention within thirty (30) days of initial publication or mailing of the notice, the Commission may take final action on the application. Comments regarding the application may be submitted to the Public Service Commission through its Website or by mail to Public Service Commission, Post Office Box 615, Frankfort, Kentucky 40602.			
Customer Charge (per month)	\$1,208.42	\$1,208.42	The rates contained in this notice are the rates proposed by Inter-County Energy Cooperative Corporation, but the Public Service Commission may order rates to be changed that differ from the proposed rates contained in this notice.			
Demand Charge	\$6.10	\$7.17				
Contract Demand (per kW)	\$6.10	\$7.17				
Excess Demand (>1300 kW) (per kW)	\$8.84	\$9.98				
Energy Charge (per kWh)	\$0.04319	\$0.04319				
Schedule B-3 - Large Industrial Rate						
Customer Charge (per month)	\$1,208.42	\$1,208.42				
Demand Charge	\$6.10	\$7.17				
Contract Demand (per kW)	\$6.10	\$7.17				
Excess Demand (>1300 kW) (per kW)	\$8.84	\$9.98				
Energy Charge (per kWh)	\$0.04206	\$0.04206				
Schedule C-1 - Large Industrial Rate						
Customer Charge (per month)	\$604.77	\$604.77				
Demand Charge (per kW)	\$6.10	\$7.17				
Energy Charge (per kWh)	\$0.04821	\$0.04821				
Schedule C-2 - Large Industrial Rate						
Customer Charge (per month)	\$1,208.42	\$1,208.42				
Demand Charge (per kW)	\$6.10	\$7.17				
Energy Charge (per kWh)	\$0.04356	\$0.04356				
Schedule C-3 - Large Industrial Rate						
Customer Charge (per month)	\$1,208.42	\$1,208.42				
Demand Charge (per kW)	\$6.10	\$7.17				
Energy Charge (per kWh)	\$0.04243	\$0.04243				

Rentals

Apartment

MEADOW RUN APARTMENTS
18R18A \$350
28R18A \$450
Tenants pay electric only
Landlord pays water
Spring Special
\$150 Security Deposit
Call Derek 859-236-1852

CLASSIFIED ADS GET RESULTS!

Shaker Point Apartments
Accepting applications for 1,2,3 BR apartments. Rent from \$387 to \$508. We accept Section 8 vouchers. Call M-F 8-4
669-238-3028
Winterwood 760 is an equal housing opportunity company.

Services

Stanford Greens Apartments
117 Hondon Drive
Stanford KY 40484
Immaculate openings available!
Rent starts at \$410 per month
Water/Sewer/Garbage included
Office hours Tuesday, 1-4pm
and Friday 3am - 4pm
858-365-9288
TDD 800-648-6056
EEO EOE

Public Notices

INVITATION TO BID
Boyle County EM is seeking Sealed Bids for one outdoor warning siren. The Blueprint Addendum to the bid will be available until Friday, June 8, 2018. Bid specifications and other related information may be obtained from the project engineer, all proposals shall be sealed and clearly marked "KCHS Boyle EM". The Engineer reserves the right to reject any and all proposals and to waive any formalities. The bids will be opened by the ADD with a witness and presented to the Boyle County Fiscal Court. This project is funded by the Department of Homeland Security (DHS)/Homeland Security Grant Program (HSGP).
Loren Lacy, MPA
599 Westminster Dr.
Lexington, KY 40517
lacy@bgpcd.org
859-269-9292 ext. 317

Houses For Rent

3 Bedrooms, 1 1/2 bath, living room, kitchen, den, covered patio, no pets. \$750 Monthly. 869-515-1634.

Commercial Rental

Two commercial office buildings approximately 1200 sq ft each. Located at 713 E Main Street, Stanford. One location has a small kitchenette.
Please call 806-365-3220.

10 REASONS TO READ YOUR LOCAL NEWSPAPER

- 1) Newspapers employ local people to record local history as it happens.
- 2) Find great deals in classifieds
- 3) Take advantage of sales advertised by local business.
- 4) Be aware of local school news
- 5) Search local obituaries
- 6) Find local police & fire reports
- 7) Know local election results
- 8) See the latest sports updates
- 9) Keep up with local columnists
- 10) Read local letters to the editor

NOTICE

On or about May 23, 2018, Intra-County Energy Cooperative Corporation, with its principal office at 1009 Hummer Road, Danville, Kentucky 40422, expects to file a Case No. 2018-60129 as application with the Kentucky Public Service Commission requesting a general adjustment of the utility's existing rates. This adjustment will result in a general rate increase to the member-customers of Intra-County Energy Cooperative Corporation. The application will request that the proposed rates become effective June 24, 2018. The present and proposed rates for each customer classification to which the proposed rates will apply are set forth below:

Rate Class	Present	Proposed	Rate Class	Average Usage (kWh)	Dollars	Percent
Schedule 1 Farm & Home			Schedule 1 Farm & Home	1,085	\$9.34	0.6%
Customer Charge (per month)	\$8.57	\$15.20	Schedule 1 Prepay Service	795	\$8.48	8.5%
Energy Charge (per kWh)	\$0.09171	\$0.09467	Schedule NM - Net Metering	948	\$8.94	9.3%
Schedule 1 - Prepay Service			Schedule 1-A Farm & Home Marketing Rate (ETS)	399	\$3.02	13.8%
Customer Charge (per month)	\$8.57	\$15.20	Schedule 2 - Small Commercial & Small Power	1,478	\$14.88	9.9%
Energy Charge (per kWh)	\$0.09171	\$0.09467	Schedule 4 - Large Power Rate (LPR)	16,524	\$36.46	2.5%
Prepay Service Fee	\$8.20	\$8.20	Schedule 5 - All Electric School Rate	47,337	\$538.87	15.0%
Schedule NM - Net Metering			Schedule 6 - Outdoor Lighting	41	\$0.21	2.0%
Customer Charge (per month)	\$8.57	\$15.20	Schedule B-1-Large Industrial Rate-Contract 500	230,862	\$435.42	2.9%
Energy Charge (per kWh)	\$0.09171	\$0.09467	Schedule B-1-Large Industrial Rate-Contract 1300	912,880	\$1,117.81	2.0%
Schedule 1-A Farm & Home Marketing Rate (ETS)			Schedule B-1-Large Industrial Rate-Contract 700	368,110	\$782.81	3.1%
Energy Charge (per kWh)	\$0.05503	\$0.06280	Schedule B-1-Large Industrial Rate-Contract 1600	848,896	\$1,863.43	2.8%
Schedule 2 - Small Commercial and Small Power			Schedule B-1-Large Industrial Rate-Contract 2000	1,358,388	\$2,114.64	2.5%
Customer Charge (per month)	\$8.25	\$15.00	Schedule B-2-Large Industrial Rate*	0	\$0	0%
Demand Charge (>10 KW) (per kW)	\$4.54	\$5.85	Schedule B-3-Large Industrial Rate*	0	\$0	0%
Energy Charge (per kWh)	\$0.08669	\$0.07150	Schedule C-1-Large Industrial Rate*	0	\$0	0%
Schedule 4 - Large Power Rate (LPR)			Schedule C-2-Large Industrial Rate*	0	\$0	0%
Customer Charge (per month)	\$12.54	\$31.85	Schedule C-3-Large Industrial Rate*	0	\$0	0%
Demand Charge (per kW)	\$4.54	\$5.85				
Energy Charge (per kWh)	\$0.07284	\$0.08842				
Schedule 5 - All Electric School Rate						
Customer Charge (per month)	\$0	\$31.85				
Energy Charge (per kWh)	\$0.07543	\$0.08610				
Schedule 6 - Outdoor Lighting Service - Security Lights (Unmetered) (per month)						
107,300 Lumen Directional Floodlight	\$37.83	\$38.68				
50,000 Lumen Directional Floodlight	\$20.31	\$20.72				
27,500 Lumen Directional Floodlight	\$14.29	\$14.68				
27,500 Lumen Cobra Head Light	\$13.35	\$13.62				
8,550 Lumen Decorative Colonial Post	\$16.84	\$17.18				
9,500 Lumen Security Light	\$10.46	\$10.67				
7,000 Lumen Lamp	\$10.76	\$10.99				
4,000 Lumen Decorative Colonial Post	\$12.98	\$13.24				
8,000 Lumen Security LED Light	\$9.48	\$9.67				
Pole Charges/Add. Pole Road	\$5.20	\$5.81				
Schedule B-1-Large Industrial Rate - Contract 500						
Customer Charge (per month)	\$604.77	\$604.77				
Demand Charge						
Contract Demand (per kW)	\$6.10	\$7.17				
Excess Demand (>1000 kW) (per kW)	\$8.84	\$9.98				
Energy Charge (per kWh)	\$0.04946	\$0.04900				
Schedule B-1-Large Industrial Rate-Contract 1200						
Customer Charge (per month)	\$604.77	\$604.77				
Demand Charge						
Contract Demand (per kW)	\$6.10	\$7.17				
Excess Demand (>2000kW) (per kW) before 10% of last year	\$8.84	\$9.96				
Energy Charge (per kWh)	\$0.04946	\$0.04900				
Schedule B-1-Large Industrial Rate-Contract 2000						
Customer Charge (per month)	\$604.77	\$604.77				
Demand Charge						
Contract Demand (per kW)	\$6.10	\$7.17				
Excess Demand (>1300 kW) (per kW)	\$8.84	\$9.98				
Energy Charge (per kWh)	\$0.04319	\$0.04319				
Schedule B-3 - Large Industrial Rate						
Customer Charge (per month)	\$1,208.42	\$1,208.42				
Demand Charge						
Contract Demand (per kW)	\$6.10	\$7.17				
Excess Demand (>1300 kW) (per kW)	\$8.84	\$9.98				
Energy Charge (per kWh)	\$0.04208	\$0.04208				
Schedule C-1 - Large Industrial Rate						
Customer Charge (per month)	\$604.77	\$604.77				
Demand Charge (per kW)	\$6.10	\$7.17				
Energy Charge (per kWh)	\$0.04921	\$0.04921				
Schedule C-2 - Large Industrial Rate						
Customer Charge (per month)	\$1,208.42	\$1,208.42				
Demand Charge (per kW)	\$6.10	\$7.17				
Energy Charge (per kWh)	\$0.04356	\$0.04356				
Schedule C-3 - Large Industrial Rate						
Customer Charge (per month)	\$1,208.42	\$1,208.42				
Demand Charge (per kW)	\$6.10	\$7.17				
Energy Charge (per kWh)	\$0.04243	\$0.04243				

*There are no current customers and there were no customers on these rates for the last year.
The amount of the average usage and the effect upon the average bill for each customer classification to which the proposed rates will apply is set forth below:

Rate Class	Increase
	Dollars Percent
Schedule 1 Farm & Home	\$2,799,307 6.6%
Schedule 1 Prepay Service	\$4,222 8.5%
Schedule NM - Net Metering	\$2,036 8.5%
Schedule 1-A - Farm & House Marketing Rate (ETS)	\$2,536 13.8%
Schedule 2 - Small Commercial and Small Power	\$151,070 9.8%
Schedule 4 - Large Power Rate (LPR)	\$43,993 2.5%
Schedule 5 - All Electric School Rate	\$58,198 15.0%
Schedule 6-Outdoor Lighting Service-Security Lights	\$22,361 2.0%
Schedule B-1-Large Industrial Rate-Contract 500	\$26,125 2.9%
Schedule B-1-Large Industrial Rate-Contract 1300	\$13,414 2.0%
Schedule B-1-Large Industrial Rate-Contract 700	\$9,511 3.1%
Schedule B-1-Large Industrial Rate-Contract 1600	\$20,201 2.8%
Schedule B-1-Large Industrial Rate-Contract 2000	\$16,098 2.2%
Schedule B-1-Large Industrial Rate-Contract 2000	\$26,378 2.5%
Schedule B-2-Large Industrial Rate*	\$0 0%
Schedule B-3-Large Industrial Rate*	\$0 0%
Schedule C-1-Large Industrial Rate*	\$0 0%
Schedule C-2-Large Industrial Rate*	\$0 0%
Schedule C-3-Large Industrial Rate*	\$0 0%
Total	\$3,198,488 7.6%

*There are no current customers and there were no customers on these rates during the last year.

A person may examine the application and any related documents Intra-County Energy Cooperative Corporation has filed with the Public Service Commission: (i) at the utility's office located at 1009 Hummer Road, Danville, Kentucky 40422; (ii) at the Public Service Commission's offices located at 211 Sower Boulevard, Frankfort, Kentucky, Monday through Friday, 8:00 a.m. to 4:30 p.m.; or (iii) through the Public Service Commission's website at <http://psc.ky.gov>. A person may submit a timely written request for intervention to the Public Service Commission, Post Office Box 615, Frankfort, Kentucky 40602, establishing the grounds for the request including the status and interest of the party. If the Commission does not receive a written request for intervention within thirty (30) days of initial publication or mailing of the notice, the Commission may take final action on the application. Comments regarding the application may be submitted to the Public Service Commission through its website or by mail to Public Service Commission, Post Office Box 615, Frankfort, Kentucky 40602.

The rates contained in this notice are the rates proposed by Intra-County Energy Cooperative Corporation but the Public Service Commission may order rates to be charged that differ from the proposed rates contained in this notice.

SERVICE DIRECTORY

Service

Painting & Decorating

J&D "Experienced Painting" Interior Painting, Deck Staining, Free Estimates. Only \$45/Room! Wood Work Extra, Wallpaper Removal. 890-875-1189.

Part & Salvage

Triple T Metals Bryanstonville, KY 529-945-0199

Pat Ton Tin/Steelables \$200.00 Car with Motors \$210.00 #2 Steel \$220.00

#1 Copper \$2.48lb #2 Copper \$2.35lb #3 Copper \$2.25lb #4 Copper \$2.15lb #5 Copper \$2.05lb #6 Copper \$1.95lb #7 Copper \$1.85lb #8 Copper \$1.75lb #9 Copper \$1.65lb #10 Copper \$1.55lb

*Prices are subject to change without notice.

Roofing and Gutters

INTERIOR CONTRACTORS

Handyman Services

GUARANTEED AUTOMOBILE FINANCING! YOUR APPROVED! CALL 606-568-4227

Handyman Services

HANDYMAN SERVICES For quality work at an affordable price, call FREE Estimates & Financing Available Call Today! (850) 379-1197 JacobLadderKY.com

Home Improvement

Roofing, Siding, Replacement Windows

Any type of remodeling, new and old work! Licensed and insured. Call Jim Gray 606-787-5043 or 606-706-1022

Law Care & Landscaping

PACK'S NURSERY & LANDSCAPING

Full Service Landscaping & Materials Headquarters!

Wide Variety of Trees, Shrubs, & Bulk Mulch.

On-site Degraded Horticulturist & KY Certified Nurseryman

4180 Mustardville Rd-Danville 853-854-3901

Walks, Lawncare, Irrig. Soil Planting, Your Landscape Needs (For 2018) Free Quotes! Residential and Commercial, Licensed & Insured. Serving Greater Louisville Co Area 502-513-3617

Manu Home Services & Repair

Bergan Brothers Mobile Home Supply 855-375-7374 316 North St. Richmond, KY 04175

Hours: Monday-Friday 9am-5pm Saturday 9am-1pm

Tree Service

Isaacs Tree & Stump Removal 28 Years of Experienced Service Master, Lincoln & Boyle Fully Insured, Free Estimates. 853-583-1003

Pitman's Tree Service Trimming, Removal, Stump Removal Trim Trees Before Ice/Snow Causes Damage! Fully Insured, Free Estimates! 606-325-3188 606-787-8008

Tree Topzaps Handymen Services Trim & Removal Tree & Property Maintenance Flouing, Trim, Pruning, Resodding Licensed & Insured FREE ESTIMATES! 859-325-9046

EPPELSON

Air Conditioning-Heating Plumbing-Electric.

Now hiring HVAC Service Manager position. Salary \$40 - \$70k.

For job details and inquiries call Nathan Epperson 859.893.1026

ADVERTISEMENT OF ELECTION OF FIREFIGHTER AND/OR PROPRIETARY OWNERS TRUSTEES

The Fire Protection District pursuant to KRS 75.031, hereby notifies that an election will be conducted to elect to the Board of Trustees a Property Owner Trustee. The election will be held on Saturday, June 23, 2018 between the hours of 11:00 A.M. and 2:00 P.M. at the principal residence of the Fire Protection District located at 1500 Lechman Road, Danville in Boyle County, Kentucky. The names and addresses of the candidates are:

Candidates for Property Owner Trustee:

Steve Hamblin, 1100 Logan Ln., Danville, T. Anthony Young, 224 Brumfield Rd., Perryville

Voting by Property Owner Trustee: KRS 75.031 requires voters for Property Owner Trustee to be a citizen of the Commonwealth of Kentucky, be at least eighteen (18) years of age, personally live within the Fire Protection District. Own property within the Fire Protection District.

NOTICE

On or about May 15, 2018, Inter-County Energy Cooperative Corporation, with its principal offices at 1009 Hustonville Road, Danville, Kentucky, 40422, expects to file in Case No. 2018-00129 an application with the Kentucky Public Service Commission requesting a general adjustment of the utility's existing rates. This adjustment will result in a general rate increase to the member-cooperatives of Inter-County Energy Cooperative Corporation. The application will request that the proposed rates become effective June 24, 2018. The present and proposed rates for each customer classification in which the proposed rates will apply are set forth below:

Rate Class	Rate Class		Rate Class	Average Usage (kWh)	Increase	
	Present	Proposed			Dollars	Percent
Schedule 1 Farm & Home			Schedule 1 Farm & Home	1,085	\$9.34	8.6%
Customer Charge (per month)	\$8.97	\$15.20	Schedule 1 Prepay Service	785	\$8.48	9.5%
Energy Charge (per kWh)	\$0.09171	\$0.06457	Schedule NM - Net Metering	948	\$8.94	9.3%
Schedule 1 - Prepay Service			Schedule 1-A Farm & Home Marketing Rate (ETB)	399	\$3.02	13.8%
Customer Charge (per month)	\$8.97	\$15.20	Schedule 2 - Small Commercial & Small Power	1,478	\$14.80	9.9%
Energy Charge (per kWh)	\$0.09171	\$0.06457	Schedule 4 - Large Power Rate (LPR)	16,524	\$38.45	2.5%
Prepay Service Fee	\$5.20	\$8.20	Schedule 5 - All Electric School Rate	47,537	\$58.87	15.0%
Schedule NM - Net Metering			Schedule 6 - Outdoor Lighting	41	\$0.21	2.0%
Customer Charge (per month)	\$8.97	\$15.20	Schedule B-1-Large Industrial Rate-Contract 500	230,662	\$435.429	2.9%
Energy Charge (per kWh)	\$0.09171	\$0.06457	Schedule B-1-Large Industrial Rate-Contract 1300	912,868	\$1,117.81	2.0%
Schedule 1-A Farm & Home Marketing Rate (ETB)			Schedule B-1-Large Industrial Rate-Contract 700	388,110	\$782.81	3.1%
Customer Charge (per kWh)	\$0.05503	\$0.06260	Schedule B-1-Large Industrial Rate-Contract 1600	948,888	\$1,083.43	2.8%
Schedule 2 - Small Commercial and Small Power			Schedule B-1-Large Industrial Rate-Contract 1200	913,957	\$1,267.97	2.2%
Customer Charge (per month)	\$8.28	\$18.00	Schedule B-1-Large Industrial Rate-Contract 2000	1,358,269	\$2,114.84	2.5%
Demand Charge (>10 KW month) (per kW)	\$4.64	\$5.85	Schedule B-2-Large Industrial Rate	0	\$0	0%
Energy Charge (per kWh)	\$0.08668	\$0.07150	Schedule B-3-Large Industrial Rate	0	\$0	0%
Schedule 4 - Large Power Rate (LPR)			Schedule C-1-Large Industrial Rate	0	\$0	0%
Customer Charge (per month)	\$12.54	\$31.85	Schedule C-2-Large Industrial Rate	0	\$0	0%
Demand Charge (per kW)	\$4.64	\$5.85	Schedule C-3-Large Industrial Rate	0	\$0	0%
Energy Charge (per kWh)	\$0.07264	\$0.06642	Schedule B-1-Large Industrial Rate - Contract 500			
Schedule 5 - All Electric School Rate			Customer Charge (per month)	\$604.77	\$604.77	
Customer Charge (per month)	\$0	\$31.85	Demand Charge	\$8.10	\$7.17	
Energy Charge (per kWh)	\$0.07543	\$0.06810	Excess Demand (>1600 kW) (per kW)	\$8.84	\$8.98	
Schedule 6 - Outdoor Lighting Service - Security Lights (Unmetered) (per month)			Energy Charge (per kWh)	\$0.04860	\$0.04860	
107,800 Lumen Directional Floodlight	\$37.93	\$38.69	Schedule B-1-Large Industrial Rate-Contract 1200			
50,000 Lumen Directional Floodlight	\$20.31	\$20.72	Customer Charge (per month)	\$604.77	\$604.77	
27,500 Lumen Directional Floodlight	\$14.28	\$14.58	Demand Charge	\$8.10	\$7.17	
27,800 Lumen Cobra Head Light	\$13.35	\$13.62	Contract Demand (per kW)	\$8.10	\$7.17	
9,850 Lumen Decorative Colonial Post	\$16.84	\$17.18	Excess Demand (>1200 kW) (per kW)	\$8.84	\$8.98	
9,500 Lumen Security Light	\$10.48	\$10.87	Energy Charge (per kWh)	\$0.04945	\$0.04900	
7,000 Lumen Lamp	\$10.78	\$10.95	Schedule B-1-Large Industrial Rate-Contract 2000			
4,000 Lumen Decorative Colonial Post	\$12.98	\$13.24	Customer Charge (per month)	\$894.77	\$894.77	
6,000 Lumen Security LED Light	\$9.48	\$9.67	Demand Charge	\$8.10	\$7.17	
Pole Charges/Add. Pole Rcd.	\$5.50	\$5.61	Contract Demand (per kW)	\$8.10	\$7.17	
Schedule B-1-Large Industrial Rate - Contract 500			Excess Demand (>2000kW) (per kW) (before 10% of last year)	\$8.84	\$9.98	
Customer Charge (per month)	\$604.77	\$604.77	Energy Charge (per kWh)	\$0.04945	\$0.04900	
Demand Charge	\$8.10	\$7.17	Schedule B-2 - Large Industrial Rate			
Excess Demand (>1600 kW) (per kW)	\$8.84	\$8.98	Customer Charge (per month)	\$1,208.42	\$1,208.42	
Energy Charge (per kWh)	\$0.04860	\$0.04860	Demand Charge	\$8.10	\$7.17	
Schedule B-1-Large Industrial Rate-Contract 1200			Contract Demand (per kW)	\$8.10	\$7.17	
Customer Charge (per month)	\$604.77	\$604.77	Excess Demand (>1300 kW) (per kW)	\$8.84	\$8.98	
Demand Charge	\$8.10	\$7.17	Energy Charge (per kWh)	\$0.04316	\$0.04316	
Contract Demand (per kW)	\$8.10	\$7.17	Schedule B-3 - Large Industrial Rate			
Excess Demand (>1200 kW) (per kW)	\$8.84	\$8.98	Customer Charge (per month)	\$1,208.42	\$1,208.42	
Energy Charge (per kWh)	\$0.04945	\$0.04900	Demand Charge	\$8.10	\$7.17	
Schedule B-1-Large Industrial Rate-Contract 2000			Contract Demand (per kW)	\$8.10	\$7.17	
Customer Charge (per month)	\$894.77	\$894.77	Excess Demand (>1300 kW) (per kW)	\$8.84	\$8.98	
Demand Charge	\$8.10	\$7.17	Energy Charge (per kWh)	\$0.04243	\$0.04243	
Contract Demand (per kW)	\$8.10	\$7.17	Schedule C-1 - Large Industrial Rate			
Excess Demand (>2000kW) (per kW) (before 10% of last year)	\$8.84	\$9.98	Customer Charge (per month)	\$1,208.42	\$1,208.42	
Energy Charge (per kWh)	\$0.04945	\$0.04900	Demand Charge	\$8.10	\$7.17	
Schedule B-2 - Large Industrial Rate			Contract Demand (per kW)	\$8.10	\$7.17	
Customer Charge (per month)	\$1,208.42	\$1,208.42	Excess Demand (>1300 kW) (per kW)	\$8.84	\$8.98	
Demand Charge	\$8.10	\$7.17	Energy Charge (per kWh)	\$0.04243	\$0.04243	
Contract Demand (per kW)	\$8.10	\$7.17	Schedule C-2 - Large Industrial Rate			
Excess Demand (>1300 kW) (per kW)	\$8.84	\$8.98	Customer Charge (per month)	\$1,208.42	\$1,208.42	
Energy Charge (per kWh)	\$0.04243	\$0.04243	Demand Charge	\$8.10	\$7.17	
Schedule C-3 - Large Industrial Rate			Contract Demand (per kW)	\$8.10	\$7.17	
Customer Charge (per month)	\$1,208.42	\$1,208.42	Excess Demand (>1300 kW) (per kW)	\$8.84	\$8.98	
Demand Charge	\$8.10	\$7.17	Energy Charge (per kWh)	\$0.04243	\$0.04243	
Contract Demand (per kW)	\$8.10	\$7.17	Total	\$3,198,468	\$3,198,468	7.6%
Excess Demand (>1300 kW) (per kW)	\$8.84	\$8.98	*There are no current customers and there were no customers on these rates during the last year.			
Energy Charge (per kWh)	\$0.04243	\$0.04243	A person may examine the application and any related documents filed with the Public Service Commission, Post Office Box 812, Frankfort, Kentucky 40602, establishing the grounds for the request including the status and interest of the party. If the Commission does not receive a request for intervention within thirty (30) days of initial publication or mailing of this notice, the Commission may file final action on the application. Comments regarding the application may be submitted to the Public Service Commission through its Website or by mail to Public Service Commission, Post Office Box 812, Frankfort, Kentucky 40602.			

The amount of the charge requested in both dollar amounts and percentage charge for each customer classification in which the proposed rates will apply is set forth below.