

RECEIVED

DEC 20 2013

PUBLIC SERVICE
COMMISSION



A unit of American Electric Power

**INTEGRATED RESOURCE PLANNING REPORT
TO THE
KENTUCKY PUBLIC SERVICE COMMISSION**

CHAPTER 2, APPENDIX

VOLUME B

BOOK 3 OF 3

Case No. 2013-_____

December 20, 2013

LONG-TERM INDUSTRIAL

MANUFACTURING ENERGY SALES
ENDOGENOUS VARIABLES

The MEANS Procedure

Variable	Label	Mean
year	YEAR	2018.50
month	MONTH	6.5000000
eix_kpc	BILLED KWH	175.6857605

MANUFACTURING ENERGY SALES
ENDOGENOUS VARIABLES

Obs	year	month	eix_kpc
1	1995	1	159.262
2	1995	2	145.976
3	1995	3	155.934
4	1995	4	146.796
5	1995	5	158.469
6	1995	6	160.354
7	1995	7	162.27
8	1995	8	165.273
9	1995	9	152.815
10	1995	10	168.863
11	1995	11	154.314
12	1995	12	175.99
13	1996	1	148.7183
14	1996	2	158.4913
15	1996	3	159.328
16	1996	4	166.78
17	1996	5	171.6109
18	1996	6	166.7304
19	1996	7	158.5437
20	1996	8	164.6052
21	1996	9	173.7611
22	1996	10	159.0677
23	1996	11	164.379
24	1996	12	189.4332
25	1997	1	173.559
26	1997	2	159.5648
27	1997	3	151.9106
28	1997	4	188.83
29	1997	5	167.2083
30	1997	6	162.5123
31	1997	7	175.9181
32	1997	8	157.7258
33	1997	9	169.0581
34	1997	10	172.5668
35	1997	11	165.0283
36	1997	12	177.7049
37	1998	1	180.1749
38	1998	2	163.4892
39	1998	3	168.9997
40	1998	4	174.3656
41	1998	5	172.3168
42	1998	6	165.2896
43	1998	7	168.186
44	1998	8	168.5332
45	1998	9	161.9169
46	1998	10	172.017
47	1998	11	163.3499
48	1998	12	177.1322
49	1999	1	164.9642

MANUFACTURING ENERGY SALES
ENDOGENOUS VARIABLES

Obs	year	month	eix_kpc
50	1999	2	155.3268
51	1999	3	173.0491
52	1999	4	175.3766
53	1999	5	169.0905
54	1999	6	169.6412
55	1999	7	169.5819
56	1999	8	172.851
57	1999	9	166.9379
58	1999	10	151.2451
59	1999	11	154.8798
60	1999	12	180.0094
61	2000	1	96.5857
62	2000	2	239.9814
63	2000	3	178.1322
64	2000	4	177.0319
65	2000	5	171.32
66	2000	6	176.8782
67	2000	7	175.2005
68	2000	8	175.8487
69	2000	9	169.5559
70	2000	10	164.9528
71	2000	11	166.955
72	2000	12	91.3502
73	2001	1	257.2551
74	2001	2	153.8066
75	2001	3	163.7331
76	2001	4	164.493
77	2001	5	172.8755
78	2001	6	168.9733
79	2001	7	175.6969
80	2001	8	175.826
81	2001	9	159.5207
82	2001	10	167.6823
83	2001	11	167.3748
84	2001	12	168.1846
85	2002	1	163.0547
86	2002	2	157.6664
87	2002	3	163.2886
88	2002	4	174.5769
89	2002	5	172.5964
90	2002	6	166.8382
91	2002	7	176.0262
92	2002	8	177.4838
93	2002	9	167.6092
94	2002	10	173.7344
95	2002	11	170.7431
96	2002	12	173.3954
97	2003	1	162.0759
98	2003	2	144.1667

MANUFACTURING ENERGY SALES
ENDOGENOUS VARIABLES

Obs	year	month	eix_kpc
99	2003	3	156.723
100	2003	4	146.6467
101	2003	5	154.4638
102	2003	6	150.4372
103	2003	7	151.3213
104	2003	8	161.3528
105	2003	9	151.9628
106	2003	10	165.758
107	2003	11	154.9
108	2003	12	151.4198
109	2004	1	150.2265
110	2004	2	152.708
111	2004	3	176.7512
112	2004	4	155.4812
113	2004	5	190.1718
114	2004	6	179.9617
115	2004	7	186.8921
116	2004	8	183.7176
117	2004	9	163.6366
118	2004	10	183.6503
119	2004	11	183.1642
120	2004	12	195.5
121	2005	1	189.6027
122	2005	2	184.252
123	2005	3	166.0976
124	2005	4	183.3147
125	2005	5	184.8925
126	2005	6	187.828
127	2005	7	180.5771
128	2005	8	187.4632
129	2005	9	186.1975
130	2005	10	199.0122
131	2005	11	192.5707
132	2005	12	200.932
133	2006	1	190.0371
134	2006	2	187.4473
135	2006	3	181.3609
136	2006	4	182.9056
137	2006	5	188.3365
138	2006	6	186.2461
139	2006	7	179.4359
140	2006	8	189.2983
141	2006	9	189.433
142	2006	10	170.3618
143	2006	11	179.2338
144	2006	12	189.0356
145	2007	1	192.0406
146	2007	2	159.0628
147	2007	3	186.9283

MANUFACTURING ENERGY SALES
ENDOGENOUS VARIABLES

Obs	year	month	eix_kpc
148	2007	4	190.1511
149	2007	5	190.165
150	2007	6	191.4638
151	2007	7	191.4421
152	2007	8	191.6024
153	2007	9	158.3397
154	2007	10	174.8257
155	2007	11	130.1767
156	2007	12	190.2448
157	2008	1	191.7303
158	2008	2	180.9209
159	2008	3	185.4784
160	2008	4	180.503
161	2008	5	194.4632
162	2008	6	189.1128
163	2008	7	193.6167
164	2008	8	190.6955
165	2008	9	191.561
166	2008	10	190.0602
167	2008	11	187.2236
168	2008	12	183.3511
169	2009	1	178.4798
170	2009	2	166.9064
171	2009	3	186.8112
172	2009	4	188.0262
173	2009	5	178.8184
174	2009	6	179.7588
175	2009	7	185.2579
176	2009	8	176.3657
177	2009	9	179.7113
178	2009	10	206.7615
179	2009	11	174.5805
180	2009	12	192.1277
181	2010	1	187.7286
182	2010	2	181.0226
183	2010	3	176.5991
184	2010	4	180.2086
185	2010	5	178.4375
186	2010	6	202.5519
187	2010	7	181.6589
188	2010	8	210.1764
189	2010	9	191.1023
190	2010	10	177.5866
191	2010	11	205.819
192	2010	12	199.885
193	2011	1	201.0961
194	2011	2	193.7141
195	2011	3	177.9262
196	2011	4	192.5663

MANUFACTURING ENERGY SALES
ENDOGENOUS VARIABLES

Obs	year	month	eix_kpc
197	2011	5	192.7699
198	2011	6	200.8508
199	2011	7	197.1301
200	2011	8	185.1926
201	2011	9	187.6814
202	2011	10	182.7747
203	2011	11	189.7456
204	2011	12	199.0305
205	2012	1	197.6217
206	2012	2	187.9472
207	2012	3	188.0615
208	2012	4	192.6353
209	2012	5	195.2819
210	2012	6	192.8064
211	2012	7	180.1194
212	2012	8	192.0667
213	2012	9	187.1749
214	2012	10	194.8102
215	2012	11	191.116
216	2012	12	190.6118
217	2013	1	198.3459
218	2013	2	165.6118
219	2013	3	.
220	2013	4	.
221	2013	5	.
222	2013	6	.
223	2013	7	.
224	2013	8	.
225	2013	9	.
226	2013	10	.
227	2013	11	.
228	2013	12	.
229	2014	1	.
230	2014	2	.
231	2014	3	.
232	2014	4	.
233	2014	5	.
234	2014	6	.
235	2014	7	.
236	2014	8	.
237	2014	9	.
238	2014	10	.
239	2014	11	.
240	2014	12	.
241	2015	1	.
242	2015	2	.
243	2015	3	.
244	2015	4	.
245	2015	5	.

MANUFACTURING ENERGY SALES
ENDOGENOUS VARIABLES

Obs	year	month	eix_kpc
246	2015	6	.
247	2015	7	.
248	2015	8	.
249	2015	9	.
250	2015	10	.
251	2015	11	.
252	2015	12	.
253	2016	1	.
254	2016	2	.
255	2016	3	.
256	2016	4	.
257	2016	5	.
258	2016	6	.
259	2016	7	.
260	2016	8	.
261	2016	9	.
262	2016	10	.
263	2016	11	.
264	2016	12	.
265	2017	1	.
266	2017	2	.
267	2017	3	.
268	2017	4	.
269	2017	5	.
270	2017	6	.
271	2017	7	.
272	2017	8	.
273	2017	9	.
274	2017	10	.
275	2017	11	.
276	2017	12	.
277	2018	1	.
278	2018	2	.
279	2018	3	.
280	2018	4	.
281	2018	5	.
282	2018	6	.
283	2018	7	.
284	2018	8	.
285	2018	9	.
286	2018	10	.
287	2018	11	.
288	2018	12	.
289	2019	1	.
290	2019	2	.
291	2019	3	.
292	2019	4	.
293	2019	5	.
294	2019	6	.

MANUFACTURING ENERGY SALES
ENDOGENOUS VARIABLES

Obs	year	month	eix_kpc
295	2019	7	.
296	2019	8	.
297	2019	9	.
298	2019	10	.
299	2019	11	.
300	2019	12	.
301	2020	1	.
302	2020	2	.
303	2020	3	.
304	2020	4	.
305	2020	5	.
306	2020	6	.
307	2020	7	.
308	2020	8	.
309	2020	9	.
310	2020	10	.
311	2020	11	.
312	2020	12	.
313	2021	1	.
314	2021	2	.
315	2021	3	.
316	2021	4	.
317	2021	5	.
318	2021	6	.
319	2021	7	.
320	2021	8	.
321	2021	9	.
322	2021	10	.
323	2021	11	.
324	2021	12	.
325	2022	1	.
326	2022	2	.
327	2022	3	.
328	2022	4	.
329	2022	5	.
330	2022	6	.
331	2022	7	.
332	2022	8	.
333	2022	9	.
334	2022	10	.
335	2022	11	.
336	2022	12	.
337	2023	1	.
338	2023	2	.
339	2023	3	.
340	2023	4	.
341	2023	5	.
342	2023	6	.
343	2023	7	.

MANUFACTURING ENERGY SALES
ENDOGENOUS VARIABLES

Obs	year	month	eix_kpc
344	2023	8	.
345	2023	9	.
346	2023	10	.
347	2023	11	.
348	2023	12	.
349	2024	1	.
350	2024	2	.
351	2024	3	.
352	2024	4	.
353	2024	5	.
354	2024	6	.
355	2024	7	.
356	2024	8	.
357	2024	9	.
358	2024	10	.
359	2024	11	.
360	2024	12	.
361	2025	1	.
362	2025	2	.
363	2025	3	.
364	2025	4	.
365	2025	5	.
366	2025	6	.
367	2025	7	.
368	2025	8	.
369	2025	9	.
370	2025	10	.
371	2025	11	.
372	2025	12	.
373	2026	1	.
374	2026	2	.
375	2026	3	.
376	2026	4	.
377	2026	5	.
378	2026	6	.
379	2026	7	.
380	2026	8	.
381	2026	9	.
382	2026	10	.
383	2026	11	.
384	2026	12	.
385	2027	1	.
386	2027	2	.
387	2027	3	.
388	2027	4	.
389	2027	5	.
390	2027	6	.
391	2027	7	.
392	2027	8	.

MANUFACTURING ENERGY SALES
ENDOGENOUS VARIABLES

Obs	year	month	eix_kpc
393	2027	9	.
394	2027	10	.
395	2027	11	.
396	2027	12	.
397	2028	1	.
398	2028	2	.
399	2028	3	.
400	2028	4	.
401	2028	5	.
402	2028	6	.
403	2028	7	.
404	2028	8	.
405	2028	9	.
406	2028	10	.
407	2028	11	.
408	2028	12	.
409	2029	1	.
410	2029	2	.
411	2029	3	.
412	2029	4	.
413	2029	5	.
414	2029	6	.
415	2029	7	.
416	2029	8	.
417	2029	9	.
418	2029	10	.
419	2029	11	.
420	2029	12	.
421	2030	1	.
422	2030	2	.
423	2030	3	.
424	2030	4	.
425	2030	5	.
426	2030	6	.
427	2030	7	.
428	2030	8	.
429	2030	9	.
430	2030	10	.
431	2030	11	.
432	2030	12	.
433	2031	1	.
434	2031	2	.
435	2031	3	.
436	2031	4	.
437	2031	5	.
438	2031	6	.
439	2031	7	.
440	2031	8	.
441	2031	9	.

MANUFACTURING ENERGY SALES
ENDOGENOUS VARIABLES

Obs	year	month	eix_kpc
442	2031	10	.
443	2031	11	.
444	2031	12	.
445	2032	1	.
446	2032	2	.
447	2032	3	.
448	2032	4	.
449	2032	5	.
450	2032	6	.
451	2032	7	.
452	2032	8	.
453	2032	9	.
454	2032	10	.
455	2032	11	.
456	2032	12	.
457	2033	1	.
458	2033	2	.
459	2033	3	.
460	2033	4	.
461	2033	5	.
462	2033	6	.
463	2033	7	.
464	2033	8	.
465	2033	9	.
466	2033	10	.
467	2033	11	.
468	2033	12	.
469	2034	1	.
470	2034	2	.
471	2034	3	.
472	2034	4	.
473	2034	5	.
474	2034	6	.
475	2034	7	.
476	2034	8	.
477	2034	9	.
478	2034	10	.
479	2034	11	.
480	2034	12	.
481	2035	1	.
482	2035	2	.
483	2035	3	.
484	2035	4	.
485	2035	5	.
486	2035	6	.
487	2035	7	.
488	2035	8	.
489	2035	9	.
490	2035	10	.

MANUFACTURING ENERGY SALES
ENDOGENOUS VARIABLES

Obs	year	month	eix_kpc
491	2035	11	.
492	2035	12	.
493	2036	1	.
494	2036	2	.
495	2036	3	.
496	2036	4	.
497	2036	5	.
498	2036	6	.
499	2036	7	.
500	2036	8	.
501	2036	9	.
502	2036	10	.
503	2036	11	.
504	2036	12	.
505	2037	1	.
506	2037	2	.
507	2037	3	.
508	2037	4	.
509	2037	5	.
510	2037	6	.
511	2037	7	.
512	2037	8	.
513	2037	9	.
514	2037	10	.
515	2037	11	.
516	2037	12	.
517	2038	1	.
518	2038	2	.
519	2038	3	.
520	2038	4	.
521	2038	5	.
522	2038	6	.
523	2038	7	.
524	2038	8	.
525	2038	9	.
526	2038	10	.
527	2038	11	.
528	2038	12	.
529	2039	1	.
530	2039	2	.
531	2039	3	.
532	2039	4	.
533	2039	5	.
534	2039	6	.
535	2039	7	.
536	2039	8	.
537	2039	9	.
538	2039	10	.
539	2039	11	.

MANUFACTURING ENERGY SALES
ENDOGENOUS VARIABLES

Obs	year	month	eix_kpc
540	2039	12	.
541	2040	1	.
542	2040	2	.
543	2040	3	.
544	2040	4	.
545	2040	5	.
546	2040	6	.
547	2040	7	.
548	2040	8	.
549	2040	9	.
550	2040	10	.
551	2040	11	.
552	2040	12	.
553	2041	1	.
554	2041	2	.
555	2041	3	.
556	2041	4	.
557	2041	5	.
558	2041	6	.
559	2041	7	.
560	2041	8	.
561	2041	9	.
562	2041	10	.
563	2041	11	.
564	2041	12	.
565	2042	1	.
566	2042	2	.
567	2042	3	.
568	2042	4	.
569	2042	5	.
570	2042	6	.
571	2042	7	.
572	2042	8	.
573	2042	9	.
574	2042	10	.
575	2042	11	.
576	2042	12	.

MANUFACTURING ENERGY SALES
EXOGENOUS VARIABLES

The MEANS Procedure

Variable	Label	Mean
year	YEAR	2018.50
month	MONTH	6.5000000
grpmf_kpc	GROSS REGIONAL PRODUCT-MANUFACTURING	1454.02
frb331	FRB IND. PROD.-PRIMARY METALS	122.8579965
D030N	BINARY VARIABLE-2003 ON	0.8333333
d04q2on	BINARY VARIABLE-APRIL 2004 ON	0.8072917
d09on	BINARY VARIABLE-2009 ON	0.7083333
d1	BINARY VARIABLE-JANUARY	0.0833333
d2	BINARY VARIABLE-FEBRUARY	0.0833333
d3	BINARY VARIABLE-MARCH	0.0833333
d4	BINARY VARIABLE-APRIL	0.0833333
d5	BINARY VARIABLE-MAY	0.0833333
d6	BINARY VARIABLE-JUNE	0.0833333
d7	BINARY VARIABLE-JULY	0.0833333
d8	BINARY VARIABLE-AUGUST	0.0833333
d9	BINARY VARIABLE-SEPTEMBER	0.0833333
d10	BINARY VARIABLE-OCTOBER	0.0833333
d11	BINARY VARIABLE-NOVEMBER	0.0833333
Jan00	BINARY VARIABLE-JANUARY 2000	0.0017361
Feb00	BINARY VARIABLE-FEBRUARY 2000	0.0017361
Dec00	BINARY VARIABLE-DECEMBER 2000	0.0017361
d004	BINARY VARIABLE-2000 4TH QTR	0.0017361
d011	BINARY VARIABLE-2001 1ST QTR	0.0017361
d12on	BINARY VARIABLE-2012 ON	0.6458333

MANUFACTURING ENERGY SALES
EXOGENOUS VARIABLES

		g		r		p		d		f		0		D 4 d		J F D		d		P			
		m		f		r		D 4 d		J F D		d		a e e d d 1		R							
		y o		_		b		0 q 0		d d n b c 0 0 2		I											
		b a t		p		3		0 o o d d d d d d d d 1 1 0 0 0 0 1 o		C													
		s r h		c		1		N n n 1 2 3 4 5 6 7 8 9 0 1 0 0 0 4 1 n		E													
206	2012	2	1298.58	102.610	1	1	1	0	1	0	0	0	0	0	0	0	0	0	0	0	1	CONFID.	
207	2012	3	1301.98	102.062	1	1	1	0	0	1	0	0	0	0	0	0	0	0	0	0	0	1	CONFID.
208	2012	4	1305.33	100.999	1	1	1	0	0	0	1	0	0	0	0	0	0	0	0	0	0	1	CONFID.
209	2012	5	1308.37	99.728	1	1	1	0	0	0	0	1	0	0	0	0	0	0	0	0	0	1	CONFID.
210	2012	6	1310.91	98.530	1	1	1	0	0	0	0	0	1	0	0	0	0	0	0	0	0	1	CONFID.
211	2012	7	1312.75	97.597	1	1	1	0	0	0	0	0	0	1	0	0	0	0	0	0	0	1	CONDID.
212	2012	8	1313.87	97.087	1	1	1	0	0	0	0	0	0	0	1	0	0	0	0	0	0	1	CONFID.
213	2012	9	1314.33	97.092	1	1	1	0	0	0	0	0	0	0	1	0	0	0	0	0	0	1	CONFID.
214	2012	10	1314.26	97.431	1	1	1	0	0	0	0	0	0	0	0	1	0	0	0	0	0	1	CONFID.
215	2012	11	1313.78	97.850	1	1	1	0	0	0	0	0	0	0	0	0	1	0	0	0	0	1	CONFID.
216	2012	12	1313.00	98.159	1	1	1	0	0	0	0	0	0	0	0	0	0	0	0	0	0	1	CONFID.
217	2013	1	1312.01	98.355	1	1	1	1	0	0	0	0	0	0	0	0	0	0	0	0	0	1	CONFID.
218	2013	2	1311.00	98.484	1	1	1	0	1	0	0	0	0	0	0	0	0	0	0	0	0	1	CONFID.
219	2013	3	1310.03	98.596	1	1	1	0	0	1	0	0	0	0	0	0	0	0	0	0	0	1	CONFID.
220	2013	4	1309.17	98.700	1	1	1	0	0	0	1	0	0	0	0	0	0	0	0	0	0	1	CONFID.
221	2013	5	1308.56	98.783	1	1	1	0	0	0	0	1	0	0	0	0	0	0	0	0	0	1	CONFID.
222	2013	6	1308.32	98.847	1	1	1	0	0	0	0	0	1	0	0	0	0	0	0	0	0	1	CONFID.
223	2013	7	1308.56	98.927	1	1	1	0	0	0	0	0	0	1	0	0	0	0	0	0	0	1	CONDID.
224	2013	8	1309.33	99.076	1	1	1	0	0	0	0	0	0	0	1	0	0	0	0	0	0	1	CONFID.
225	2013	9	1310.55	99.314	1	1	1	0	0	0	0	0	0	0	0	1	0	0	0	0	0	1	CONFID.
226	2013	10	1312.17	99.615	1	1	1	0	0	0	0	0	0	0	0	1	0	0	0	0	0	1	CONFID.
227	2013	11	1314.13	99.932	1	1	1	0	0	0	0	0	0	0	0	0	1	0	0	0	0	1	CONFID.
228	2013	12	1316.40	100.226	1	1	1	0	0	0	0	0	0	0	0	0	0	0	0	0	0	1	CONFID.
229	2014	1	1318.93	100.490	1	1	1	1	0	0	0	0	0	0	0	0	0	0	0	0	0	1	CONFID.
230	2014	2	1321.52	100.709	1	1	1	0	1	0	0	0	0	0	0	0	0	0	0	0	0	1	CONFID.
231	2014	3	1324.22	100.894	1	1	1	0	0	1	0	0	0	0	0	0	0	0	0	0	0	1	CONFID.
232	2014	4	1327.08	101.057	1	1	1	0	0	0	1	0	0	0	0	0	0	0	0	0	0	1	CONFID.
233	2014	5	1329.95	101.193	1	1	1	0	0	0	0	1	0	0	0	0	0	0	0	0	0	1	CONFID.
234	2014	6	1332.78	101.315	1	1	1	0	0	0	0	0	1	0	0	0	0	0	0	0	0	1	CONFID.
235	2014	7	1335.50	101.449	1	1	1	0	0	0	0	0	0	1	0	0	0	0	0	0	0	1	CONDID.
236	2014	8	1338.16	101.632	1	1	1	0	0	0	0	0	0	0	1	0	0	0	0	0	0	1	CONFID.
237	2014	9	1340.66	101.877	1	1	1	0	0	0	0	0	0	0	0	1	0	0	0	0	0	1	CONFID.
238	2014	10	1343.06	102.173	1	1	1	0	0	0	0	0	0	0	0	1	0	0	0	0	0	1	CONFID.
239	2014	11	1345.40	102.494	1	1	1	0	0	0	0	0	0	0	0	0	1	0	0	0	0	1	CONFID.
240	2014	12	1347.67	102.817	1	1	1	0	0	0	0	0	0	0	0	0	0	0	0	0	0	1	CONFID.
241	2015	1	1349.94	103.123	1	1	1	1	0	0	0	0	0	0	0	0	0	0	0	0	0	1	CONFID.
242	2015	2	1352.07	103.376	1	1	1	0	1	0	0	0	0	0	0	0	0	0	0	0	0	1	CONFID.
243	2015	3	1354.19	103.576	1	1	1	0	0	1	0	0	0	0	0	0	0	0	0	0	0	1	CONFID.
244	2015	4	1356.39	103.735	1	1	1	0	0	0	1	0	0	0	0	0	0	0	0	0	0	1	CONFID.
245	2015	5	1358.61	103.857	1	1	1	0	0	0	0	1	0	0	0	0	0	0	0	0	0	1	CONFID.
246	2015	6	1360.87	103.956	1	1	1	0	0	0	0	0	1	0	0	0	0	0	0	0	0	1	CONFID.

MANUFACTURING ENERGY SALES
MODEL ESTIMATION

The SYSLIN Procedure
Ordinary Least Squares Estimation

Model LEIX
Dependent Variable LEIX

Analysis of Variance

Source	DF	Sum of Squares	Mean Square	F Value	Pr > F
Model	23	1.985861	0.086342	30.83	<.0001
Error	194	0.543294	0.002800		
Corrected Total	217	2.529155			

Root MSE	0.05292	R-Square	0.78519
Dependent Mean	5.16318	Adj R-Sq	0.75972
Coeff Var	1.02494		

Parameter Estimates

Variable	DF	Parameter Estimate	Standard Error	t Value	Pr > t	Variable Label
Intercept	1	4.636401	0.454801	10.19	<.0001	Intercept
LPIX36	1	-0.11176	0.061533	-1.82	0.0709	MANUF. ELEC. PRICE, 36-MONTH MOVING AVE., LOG
lfrb331	1	0.168239	0.061641	2.73	0.0069	FRB IND. PROD.-PRIMARY METALS, LOG
lgrpmf	1	0.020308	0.064536	0.31	0.7533	GROSS REGIONAL PRODUCT- MANUFACTURING, LOG
d004	1	-0.01576	0.055420	-0.28	0.7765	BINARY VARIABLE-2000 4TH QTR
d011	1	0.429349	0.055162	7.78	<.0001	BINARY VARIABLE-2001 1ST QTR
D030N	1	-0.06899	0.017082	-4.04	<.0001	BINARY VARIABLE-2003 ON
d1	1	-0.03488	0.018198	-1.92	0.0567	BINARY VARIABLE-JANUARY
	1	-0.09839	0.017940	-5.48	<.0001	BINARY VARIABLE-FEBRUARY
d3	1	-0.05728	0.017942	-3.19	0.0016	BINARY VARIABLE-MARCH
d4	1	-0.04681	0.017930	-2.61	0.0097	BINARY VARIABLE-APRIL

MANUFACTURING ENERGY SALES
MODEL ESTIMATION

The SYSLIN Procedure
Ordinary Least Squares Estimation

Parameter Estimates

Variable	DF	Parameter Estimate	Standard Error	t Value	Pr > t	Variable Label
d5	1	-0.03200	0.017926	-1.79	0.0758	BINARY VARIABLE-MAY
d6	1	-0.03450	0.017921	-1.93	0.0557	BINARY VARIABLE-JUNE
d7	1	-0.03647	0.017917	-2.04	0.0432	BINARY VARIABLE-JULY
d8	1	-0.02535	0.017915	-1.41	0.1587	BINARY VARIABLE-AUGUST
d9	1	-0.06302	0.017912	-3.52	0.0005	BINARY VARIABLE-SEPTEMBER
d10	1	-0.04056	0.018152	-2.23	0.0266	BINARY VARIABLE-OCTOBER
d11	1	-0.06929	0.017906	-3.87	0.0001	BINARY VARIABLE-NOVEMBER
d04q2on	1	0.164731	0.017732	9.29	<.0001	BINARY VARIABLE-APRIL 2004 ON
Jan00	1	-0.57020	0.055857	-10.21	<.0001	BINARY VARIABLE-JANUARY 2000
Feb00	1	0.404227	0.055761	7.25	<.0001	BINARY VARIABLE-FEBRUARY 2000
Dec00	1	-0.64271	0.055212	-11.64	<.0001	BINARY VARIABLE-DECEMBER 2000
d09on	1	0.076836	0.024183	3.18	0.0017	BINARY VARIABLE-2009 ON
d12on	1	-0.00653	0.018253	-0.36	0.7207	BINARY VARIABLE-2012 ON

Durbin-Watson 1.904005
Number of Observations 218
First-Order Autocorrelation 0.039826

MANUFACTURING ENERGY SALES
MODEL RESIDUALS

time		Residual Values Sum
1995.000000	****	-0.043533
1995.0833333	*****	-0.066673
1995.1666667	****	-0.040990
1995.2500000	*****	-0.110333
1995.3333333	*****	-0.047632
1995.4166667	***	-0.032777
1995.5000000	**	-0.019073
1995.5833333	*	-0.012712
1995.6666667	*****	-0.054702
1995.7500000	**	0.021302
1995.8333333	****	-0.041098
1995.9166667	**	0.020490
1996.0000000	*****	-0.112899
1996.0833333	*	0.013950
1996.1666667	**	-0.022695
1996.2500000	*	0.011465
1996.3333333	**	0.023740
1996.4166667		-0.003541
1996.5000000	*****	-0.052669
1996.5833333	***	-0.027232
1996.6666667	*****	0.063511
1996.7500000	*****	-0.048185
1996.8333333	*	0.012755
1996.9166667	*****	0.085355
1997.0000000	***	0.032981
1997.0833333	*	0.011905
1997.1666667	*****	-0.079748
1997.2500000	*****	0.125120
1997.3333333	*	-0.013225
1997.4166667	****	-0.040384
1997.5000000	****	0.039528
1997.5833333	*****	-0.082207
1997.6666667	**	0.022390
1997.7500000	**	0.017331
1997.8333333		-0.001450
1997.9166667		0.001452
1998.0000000	*****	0.049325
1998.0833333	**	0.015900
1998.1666667	*	0.009249
1998.2500000	***	0.031376
1998.3333333	*	0.005934
1998.4166667	***	-0.032037
1998.5000000	*	-0.011970
1998.5833333	**	-0.020630
1998.6666667	**	-0.022890
1998.7500000	**	0.015540
1998.8333333	*	-0.007982
1998.9166667		0.004062

MANUFACTURING ENERGY SALES
MODEL RESIDUALS

1999.000000	***	-0.032525
1999.0833333	***	-0.029357
1999.1666667	****	0.037538
1999.2500000	****	0.040462
1999.3333333	*	-0.010714
1999.4166667	*	-0.005084
1999.5000000		-0.004049
1999.5833333		0.003291
1999.6666667	*	0.005464
1999.7500000	*****	-0.116285
1999.8333333	*****	-0.063562
1999.9166667	**	0.017092
2000.0000000		-0.000000
2000.0833333		-0.000000
2000.1666667	*****	0.066426
2000.2500000	*****	0.051701
2000.3333333	*	0.005969
2000.4166667	****	0.042458
2000.5000000	****	0.036372
2000.5833333	***	0.030144
2000.6666667	***	0.032880
2000.7500000		-0.000000
2000.8333333	***	0.027041
2000.9166667		0.000000
2001.0000000		0.000000
2001.0833333	**	-0.021225
2001.1666667		-0.000720
2001.2500000	*	-0.008277
2001.3333333	**	0.024523
2001.4166667		0.002375
2001.5000000	****	0.042671
2001.5833333	***	0.034303
2001.6666667	**	-0.021503
2001.7500000	*	0.010274
2001.8333333	****	0.040341
2001.9166667	***	-0.025223
2002.0000000	**	-0.024909
2002.0833333		0.001341
2002.1666667	*	-0.007483
2002.2500000	*****	0.047271
2002.3333333	**	0.019858
2002.4166667	*	-0.012599
2002.5000000	****	0.042503
2002.5833333	****	0.039462
2002.6666667	**	0.020516
2002.7500000	***	0.034855
2002.8333333	*****	0.046633
2002.9166667	*	-0.005645
2003.0000000	***	0.031291
2003.0833333	**	-0.021148
2003.1666667	**	0.021588

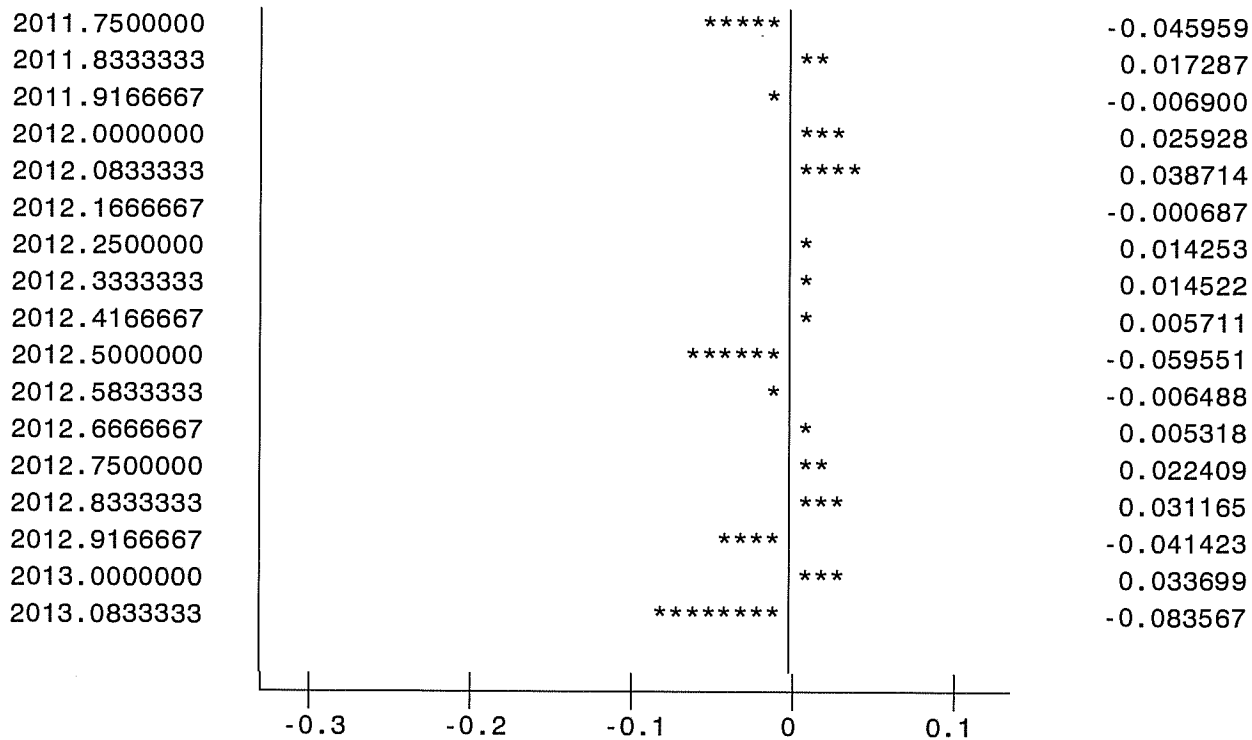
MANUFACTURING ENERGY SALES
MODEL RESIDUALS

2003.2500000	*****	-0.054682
2003.3333333	**	-0.016507
2003.4166667	****	-0.038879
2003.5000000	***	-0.029321
2003.5833333	**	0.022588
2003.6666667		-0.004564
2003.7500000	*****	0.054317
2003.8333333	*	0.011308
2003.9166667	*****	-0.081878
2004.0000000	*****	-0.053569
2004.0833333	***	0.027579
2004.1666667	*****	0.131879
2004.2500000	*****	-0.173717
2004.3333333	*	0.010393
2004.4166667	****	-0.044304
2004.5000000	*	-0.005817
2004.5833333	****	-0.035208
2004.6666667	*****	-0.112916
2004.7500000	**	-0.019594
2004.8333333	*	0.007326
2004.9166667		0.004336
2005.0000000	*	0.010545
2005.0833333	*****	0.047268
2005.1666667	*****	-0.094131
2005.2500000		-0.001856
2005.3333333		-0.004007
2005.4166667	**	0.016381
2005.5000000	**	-0.020155
2005.5833333	*	0.005598
2005.6666667	***	0.034494
2005.7500000	*****	0.076159
2005.8333333	*****	0.069769
2005.9166667	****	0.041919
2006.0000000	**	0.020872
2006.0833333	*****	0.069931
2006.1666667		-0.004846
2006.2500000	*	-0.007206
2006.3333333	*	0.007459
2006.4166667		0.000246
2006.5000000	***	-0.032599
2006.5833333	*	0.012682
2006.6666667	*****	0.055080
2006.7500000	*****	-0.069582
2006.8333333	*	0.011725
2006.9166667	*	-0.005380
2007.0000000	****	0.042723
2007.0833333	*****	-0.084207
2007.1666667	****	0.035576
2007.2500000	****	0.042717
2007.3333333	***	0.029040
2007.4166667	****	0.039698

MANUFACTURING ENERGY SALES
MODEL RESIDUALS

2007.5000000		****	0.042628
2007.5833333		***	0.032238
2007.6666667	*****		-0.122120
2007.7500000	*****		-0.047766
2007.8333333	*****		-0.316601
2007.9166667		*	-0.008581
2008.0000000		***	0.032011
2008.0833333		****	0.037558
2008.1666667		**	0.022396
2008.2500000		*	-0.014193
2008.3333333		****	0.044888
2008.4166667		**	0.018716
2008.5000000		****	0.044339
2008.5833333		**	0.021878
2008.6666667		*****	0.073925
2008.7500000		*****	0.059306
2008.8333333		*****	0.089587
2008.9166667		*	0.013382
2009.0000000		****	-0.044948
2009.0833333		****	-0.039948
2009.1666667		****	0.039671
2009.2500000		****	0.041737
2009.3333333		**	-0.021750
2009.4166667		**	-0.018979
2009.5000000			0.004988
2009.5833333	*****		-0.062658
2009.6666667	*		-0.011657
2009.7500000	*****		0.102178
2009.8333333	****		-0.041794
2009.9166667	**		-0.019774
2010.0000000		*	-0.012961
2010.0833333		*	0.010308
2010.1666667	*****		-0.058932
2010.2500000	*****		-0.051437
2010.3333333	*****		-0.076098
2010.4166667		*****	0.054795
2010.5000000	*****		-0.049040
2010.5833333		*****	0.088221
2010.6666667		***	0.030601
2010.7500000	*****		-0.066300
2010.8333333		*****	0.107551
2010.9166667		*	0.006714
2011.0000000		*****	0.045971
2011.0833333		*****	0.071672
2011.1666667	*****		-0.054090
2011.2500000		**	0.015600
2011.3333333			0.003607
2011.4166667		*****	0.048202
2011.5000000		***	0.031216
2011.5833333	****		-0.043268
2011.6666667		*	0.006171

MANUFACTURING ENERGY SALES
MODEL RESIDUALS



Residual Values

MANUFACTURING ENERGY SALES
ACTUAL AND FORECAST

YEAR	ENERGY SALES	GROWTH RATE
1995	1906.316	.
1996	1981.449	3.9
1997	2021.587	2.0
1998	2035.771	0.7
1999	2002.953	-1.6
2000	1983.793	-1.0
2001	2095.422	5.6
2002	2037.013	-2.8
2003	1851.228	-9.1
2004	2101.861	13.5
2005	2242.74	6.7
2006	2213.132	-1.3
2007	2146.443	-3.0
2008	2258.717	5.2
2009	2193.605	-2.9
2010	2272.777	3.6
2011	2300.478	1.2
2012	2290.253	-0.4
2013	2183.376	-4.7
2014	2155.952	-1.3
2015	2167.713	0.5
2016	2175.789	0.4
2017	2185.508	0.4
2018	2192.006	0.3
2019	2196.901	0.2
2020	2205.101	0.4
2021	2215.814	0.5
2022	2225.823	0.5
2023	2233.949	0.4
2024	2241.037	0.3
2025	2248.183	0.3
2026	2256.04	0.3
2027	2265.224	0.4
2028	2275.114	0.4
2029	2284.459	0.4
2030	2293.246	0.4
2031	2301.557	0.4
2032	2309.32	0.3
2033	2316.479	0.3
2034	2322.96	0.3
2035	2328.643	0.2
2036	2333.173	0.2
2037	2336.738	0.2
2038	2339.774	0.1
2039	2342.853	0.1
2040	2346.49	0.2
2041	2350.468	0.2

MANUFACTURING ENERGY SALES
ACTUAL AND FORECAST

YEAR	ENERGY SALES	GROWTH RATE
2042	2354.358	0.2

MINE POWER ENERGY SALES
ENDOGENOUS VARIABLES

The MEANS Procedure

Variable	Label	Mean
YEAR	Year	2016.50
MONTH	Month	6.5000000
eim_kpc	BILLED KWH	87.8193376

MINE POWER ENERGY SALES
ENDOGENOUS VARIABLES

Obs	YEAR	MONTH	eim_kpc
1	1991	1	100.959
2	1991	2	96.584
3	1991	3	101.568
4	1991	4	80.727
5	1991	5	79.507
6	1991	6	74.023
7	1991	7	68.911
8	1991	8	81.209
9	1991	9	77.303
10	1991	10	91.054
11	1991	11	98.104
12	1991	12	89.934
13	1992	1	95.55
14	1992	2	93.839
15	1992	3	101.599
16	1992	4	83.335
17	1992	5	86.019
18	1992	6	79.052
19	1992	7	70.209
20	1992	8	83.37
21	1992	9	78.493
22	1992	10	92.909
23	1992	11	98.326
24	1992	12	94.756
25	1993	1	95.406
26	1993	2	95.78
27	1993	3	94.861
28	1993	4	84.263
29	1993	5	87.13
30	1993	6	83.606
31	1993	7	73.267
32	1993	8	92.045
33	1993	9	79.528
34	1993	10	97.183
35	1993	11	97.2
36	1993	12	104.274
37	1994	1	91.723
38	1994	2	92.397
39	1994	3	104.694
40	1994	4	88.911
41	1994	5	93.444
42	1994	6	86.784
43	1994	7	73.243
44	1994	8	90.893
45	1994	9	84.663
46	1994	10	97.832
47	1994	11	97.881
48	1994	12	103.9
49	1995	1	102.964

MINE POWER ENERGY SALES
ENDOGENOUS VARIABLES

Obs	YEAR	MONTH	eim_kpc
50	1995	2	105.988
51	1995	3	103.948
52	1995	4	89.673
53	1995	5	89.515
54	1995	6	85.16
55	1995	7	71.927
56	1995	8	87.848
57	1995	9	80.346
58	1995	10	93.618
59	1995	11	92.724
60	1995	12	70.205
61	1996	1	77.95387
62	1996	2	103.9298
63	1996	3	124.4635
64	1996	4	98.33572
65	1996	5	79.12167
66	1996	6	83.37279
67	1996	7	75.89704
68	1996	8	82.00609
69	1996	9	84.54816
70	1996	10	89.34102
71	1996	11	93.25423
72	1996	12	107.3754
73	1997	1	106.1674
74	1997	2	98.97518
75	1997	3	93.21221
76	1997	4	95.42031
77	1997	5	85.69284
78	1997	6	82.70721
79	1997	7	72.22689
80	1997	8	83.52348
81	1997	9	81.06522
82	1997	10	88.65184
83	1997	11	91.69201
84	1997	12	104.3091
85	1998	1	102.8979
86	1998	2	93.63465
87	1998	3	101.4568
88	1998	4	96.97054
89	1998	5	85.82632
90	1998	6	79.83072
91	1998	7	80.81526
92	1998	8	85.29517
93	1998	9	89.30097
94	1998	10	85.52618
95	1998	11	95.17848
96	1998	12	128.5964
97	1999	1	108.0186
98	1999	2	68.66917

MINE POWER ENERGY SALES
ENDOGENOUS VARIABLES

Obs	YEAR	MONTH	eim_kpc
99	1999	3	102.0266
100	1999	4	88.77698
101	1999	5	77.05097
102	1999	6	80.65232
103	1999	7	79.7579
104	1999	8	81.67579
105	1999	9	90.11362
106	1999	10	83.20526
107	1999	11	92.81029
108	1999	12	101.0518
109	2000	1	99.01423
110	2000	2	94.45969
111	2000	3	91.62786
112	2000	4	87.87582
113	2000	5	86.05116
114	2000	6	84.60195
115	2000	7	74.38625
116	2000	8	75.58774
117	2000	9	94.53516
118	2000	10	87.25979
119	2000	11	88.67174
120	2000	12	100.1992
121	2001	1	106.471
122	2001	2	102.0158
123	2001	3	99.79966
124	2001	4	97.09157
125	2001	5	89.23784
126	2001	6	93.43264
127	2001	7	81.25867
128	2001	8	84.97676
129	2001	9	87.97366
130	2001	10	91.33512
131	2001	11	97.93234
132	2001	12	99.98147
133	2002	1	115.2338
134	2002	2	107.9956
135	2002	3	102.6585
136	2002	4	97.52882
137	2002	5	89.21191
138	2002	6	74.5973
139	2002	7	80.67338
140	2002	8	85.34224
141	2002	9	87.63202
142	2002	10	87.64465
143	2002	11	89.80377
144	2002	12	101.756
145	2003	1	103.9288
146	2003	2	98.68114
147	2003	3	100.3492

MINE POWER ENERGY SALES
ENDOGENOUS VARIABLES

Obs	YEAR	MONTH	eim_kpc
148	2003	4	85.39487
149	2003	5	84.79943
150	2003	6	84.56019
151	2003	7	78.92941
152	2003	8	82.53522
153	2003	9	86.45587
154	2003	10	86.96065
155	2003	11	92.62556
156	2003	12	98.61108
157	2004	1	100.4676
158	2004	2	99.8061
159	2004	3	96.22331
160	2004	4	94.65702
161	2004	5	86.30594
162	2004	6	83.51984
163	2004	7	76.92519
164	2004	8	83.03046
165	2004	9	80.82713
166	2004	10	84.52747
167	2004	11	86.78979
168	2004	12	97.20134
169	2005	1	98.95571
170	2005	2	98.12897
171	2005	3	104.3626
172	2005	4	91.97927
173	2005	5	85.67108
174	2005	6	92.28061
175	2005	7	77.4401
176	2005	8	81.72998
177	2005	9	85.47393
178	2005	10	83.80043
179	2005	11	92.18736
180	2005	12	109.5176
181	2006	1	100.4476
182	2006	2	101.211
183	2006	3	101.4244
184	2006	4	93.84795
185	2006	5	84.70125
186	2006	6	87.67726
187	2006	7	78.48968
188	2006	8	82.98024
189	2006	9	89.06848
190	2006	10	87.69699
191	2006	11	95.03823
192	2006	12	100.8929
193	2007	1	95.46715
194	2007	2	102.1168
195	2007	3	95.19584
196	2007	4	90.24897

MINE POWER ENERGY SALES
ENDOGENOUS VARIABLES

Obs	YEAR	MONTH	eim_kpc
197	2007	5	83.95004
198	2007	6	80.13579
199	2007	7	73.12316
200	2007	8	77.78405
201	2007	9	80.71474
202	2007	10	79.4499
203	2007	11	86.23904
204	2007	12	90.81579
205	2008	1	98.16826
206	2008	2	96.07293
207	2008	3	92.16852
208	2008	4	90.69174
209	2008	5	85.78084
210	2008	6	83.7846
211	2008	7	76.43998
212	2008	8	81.76287
213	2008	9	83.36639
214	2008	10	84.26411
215	2008	11	92.78908
216	2008	12	101.2511
217	2009	1	103.8165
218	2009	2	100.5127
219	2009	3	98.9621
220	2009	4	91.0149
221	2009	5	80.69829
222	2009	6	75.55801
223	2009	7	67.03683
224	2009	8	70.59886
225	2009	9	76.00072
226	2009	10	76.3624
227	2009	11	79.66078
228	2009	12	86.03809
229	2010	1	88.28184
230	2010	2	90.67571
231	2010	3	87.60719
232	2010	4	84.81032
233	2010	5	88.67911
234	2010	6	78.01446
235	2010	7	72.15536
236	2010	8	69.97036
237	2010	9	73.14796
238	2010	10	75.94689
239	2010	11	79.20071
240	2010	12	90.51848
241	2011	1	90.825
242	2011	2	87.99581
243	2011	3	84.22178
244	2011	4	80.40873
245	2011	5	76.74738

MINE POWER ENERGY SALES
 ENDOGENOUS VARIABLES

Obs	YEAR	MONTH	eim_kpc
246	2011	6	79.49369
247	2011	7	72.42958
248	2011	8	72.5754
249	2011	9	76.23073
250	2011	10	71.12652
251	2011	11	82.28946
252	2011	12	87.50144
253	2012	1	85.43714
254	2012	2	85.10615
255	2012	3	77.67679
256	2012	4	69.83142
257	2012	5	64.98253
258	2012	6	62.42109
259	2012	7	51.55809
260	2012	8	53.14382
261	2012	9	55.79761
262	2012	10	53.45102
263	2012	11	58.01086
264	2012	12	61.9607
265	2013	1	64.97626
266	2013	2	67.17776
267	2013	3	.
268	2013	4	.
269	2013	5	.
270	2013	6	.
271	2013	7	.
272	2013	8	.
273	2013	9	.
274	2013	10	.
275	2013	11	.
276	2013	12	.
277	2014	1	.
278	2014	2	.
279	2014	3	.
280	2014	4	.
281	2014	5	.
282	2014	6	.
283	2014	7	.
284	2014	8	.
285	2014	9	.
286	2014	10	.
287	2014	11	.
288	2014	12	.
289	2015	1	.
290	2015	2	.
291	2015	3	.
292	2015	4	.
293	2015	5	.
294	2015	6	.

MINE POWER ENERGY SALES
ENDOGENOUS VARIABLES

Obs	YEAR	MONTH	eim_kpc
295	2015	7	.
296	2015	8	.
297	2015	9	.
298	2015	10	.
299	2015	11	.
300	2015	12	.
301	2016	1	.
302	2016	2	.
303	2016	3	.
304	2016	4	.
305	2016	5	.
306	2016	6	.
307	2016	7	.
308	2016	8	.
309	2016	9	.
310	2016	10	.
311	2016	11	.
312	2016	12	.
313	2017	1	.
314	2017	2	.
315	2017	3	.
316	2017	4	.
317	2017	5	.
318	2017	6	.
319	2017	7	.
320	2017	8	.
321	2017	9	.
322	2017	10	.
323	2017	11	.
324	2017	12	.
325	2018	1	.
326	2018	2	.
327	2018	3	.
328	2018	4	.
329	2018	5	.
330	2018	6	.
331	2018	7	.
332	2018	8	.
333	2018	9	.
334	2018	10	.
335	2018	11	.
336	2018	12	.
337	2019	1	.
338	2019	2	.
339	2019	3	.
340	2019	4	.
341	2019	5	.
342	2019	6	.
343	2019	7	.

MINE POWER ENERGY SALES
ENDOGENOUS VARIABLES

Obs	YEAR	MONTH	eim_kpc
344	2019	8	.
345	2019	9	.
346	2019	10	.
347	2019	11	.
348	2019	12	.
349	2020	1	.
350	2020	2	.
351	2020	3	.
352	2020	4	.
353	2020	5	.
354	2020	6	.
355	2020	7	.
356	2020	8	.
357	2020	9	.
358	2020	10	.
359	2020	11	.
360	2020	12	.
361	2021	1	.
362	2021	2	.
363	2021	3	.
364	2021	4	.
365	2021	5	.
366	2021	6	.
367	2021	7	.
368	2021	8	.
369	2021	9	.
370	2021	10	.
371	2021	11	.
372	2021	12	.
373	2022	1	.
374	2022	2	.
375	2022	3	.
376	2022	4	.
377	2022	5	.
378	2022	6	.
379	2022	7	.
380	2022	8	.
381	2022	9	.
382	2022	10	.
383	2022	11	.
384	2022	12	.
385	2023	1	.
386	2023	2	.
387	2023	3	.
388	2023	4	.
389	2023	5	.
390	2023	6	.
391	2023	7	.
392	2023	8	.

MINE POWER ENERGY SALES
ENDOGENOUS VARIABLES

Obs	YEAR	MONTH	eim_kpc
393	2023	9	.
394	2023	10	.
395	2023	11	.
396	2023	12	.
397	2024	1	.
398	2024	2	.
399	2024	3	.
400	2024	4	.
401	2024	5	.
402	2024	6	.
403	2024	7	.
404	2024	8	.
405	2024	9	.
406	2024	10	.
407	2024	11	.
408	2024	12	.
409	2025	1	.
410	2025	2	.
411	2025	3	.
412	2025	4	.
413	2025	5	.
414	2025	6	.
415	2025	7	.
416	2025	8	.
417	2025	9	.
418	2025	10	.
419	2025	11	.
420	2025	12	.
421	2026	1	.
422	2026	2	.
423	2026	3	.
424	2026	4	.
425	2026	5	.
426	2026	6	.
427	2026	7	.
428	2026	8	.
429	2026	9	.
430	2026	10	.
431	2026	11	.
432	2026	12	.
433	2027	1	.
434	2027	2	.
435	2027	3	.
436	2027	4	.
437	2027	5	.
438	2027	6	.
439	2027	7	.
440	2027	8	.
441	2027	9	.

MINE POWER ENERGY SALES
ENDOGENOUS VARIABLES

Obs	YEAR	MONTH	eim_kpc
442	2027	10	.
443	2027	11	.
444	2027	12	.
445	2028	1	.
446	2028	2	.
447	2028	3	.
448	2028	4	.
449	2028	5	.
450	2028	6	.
451	2028	7	.
452	2028	8	.
453	2028	9	.
454	2028	10	.
455	2028	11	.
456	2028	12	.
457	2029	1	.
458	2029	2	.
459	2029	3	.
460	2029	4	.
461	2029	5	.
462	2029	6	.
463	2029	7	.
464	2029	8	.
465	2029	9	.
466	2029	10	.
467	2029	11	.
468	2029	12	.
469	2030	1	.
470	2030	2	.
471	2030	3	.
472	2030	4	.
473	2030	5	.
474	2030	6	.
475	2030	7	.
476	2030	8	.
477	2030	9	.
478	2030	10	.
479	2030	11	.
480	2030	12	.
481	2031	1	.
482	2031	2	.
483	2031	3	.
484	2031	4	.
485	2031	5	.
486	2031	6	.
487	2031	7	.
488	2031	8	.
489	2031	9	.
490	2031	10	.

MINE POWER ENERGY SALES
ENDOGENOUS VARIABLES

Obs	YEAR	MONTH	eim_kpc
491	2031	11	.
492	2031	12	.
493	2032	1	.
494	2032	2	.
495	2032	3	.
496	2032	4	.
497	2032	5	.
498	2032	6	.
499	2032	7	.
500	2032	8	.
501	2032	9	.
502	2032	10	.
503	2032	11	.
504	2032	12	.
505	2033	1	.
506	2033	2	.
507	2033	3	.
508	2033	4	.
509	2033	5	.
510	2033	6	.
511	2033	7	.
512	2033	8	.
513	2033	9	.
514	2033	10	.
515	2033	11	.
516	2033	12	.
517	2034	1	.
518	2034	2	.
519	2034	3	.
520	2034	4	.
521	2034	5	.
522	2034	6	.
523	2034	7	.
524	2034	8	.
525	2034	9	.
526	2034	10	.
527	2034	11	.
528	2034	12	.
529	2035	1	.
530	2035	2	.
531	2035	3	.
532	2035	4	.
533	2035	5	.
534	2035	6	.
535	2035	7	.
536	2035	8	.
537	2035	9	.
538	2035	10	.
539	2035	11	.

MINE POWER ENERGY SALES
ENDOGENOUS VARIABLES

Obs	YEAR	MONTH	eim_kpc
540	2035	12	.
541	2036	1	.
542	2036	2	.
543	2036	3	.
544	2036	4	.
545	2036	5	.
546	2036	6	.
547	2036	7	.
548	2036	8	.
549	2036	9	.
550	2036	10	.
551	2036	11	.
552	2036	12	.
553	2037	1	.
554	2037	2	.
555	2037	3	.
556	2037	4	.
557	2037	5	.
558	2037	6	.
559	2037	7	.
560	2037	8	.
561	2037	9	.
562	2037	10	.
563	2037	11	.
564	2037	12	.
565	2038	1	.
566	2038	2	.
567	2038	3	.
568	2038	4	.
569	2038	5	.
570	2038	6	.
571	2038	7	.
572	2038	8	.
573	2038	9	.
574	2038	10	.
575	2038	11	.
576	2038	12	.
577	2039	1	.
578	2039	2	.
579	2039	3	.
580	2039	4	.
581	2039	5	.
582	2039	6	.
583	2039	7	.
584	2039	8	.
585	2039	9	.
586	2039	10	.
587	2039	11	.
588	2039	12	.

MINE POWER ENERGY SALES
ENDOGENOUS VARIABLES

Obs	YEAR	MONTH	eim_kpc
589	2040	1	.
590	2040	2	.
591	2040	3	.
592	2040	4	.
593	2040	5	.
594	2040	6	.
595	2040	7	.
596	2040	8	.
597	2040	9	.
598	2040	10	.
599	2040	11	.
600	2040	12	.
601	2041	1	.
602	2041	2	.
603	2041	3	.
604	2041	4	.
605	2041	5	.
606	2041	6	.
607	2041	7	.
608	2041	8	.
609	2041	9	.
610	2041	10	.
611	2041	11	.
612	2041	12	.
613	2042	1	.
614	2042	2	.
615	2042	3	.
616	2042	4	.
617	2042	5	.
618	2042	6	.
619	2042	7	.
620	2042	8	.
621	2042	9	.
622	2042	10	.
623	2042	11	.
624	2042	12	.

MINE POWER ENERGY SALES
EXOGENOUS VARIABLES

The MEANS Procedure

Variable	Label	Mean
YEAR	Year	2016.50
MONTH	Month	6.5000000
qc_kye	EASTERN KENTUCKY COAL PRODUCTION	6441466.83
D900N	BINARY VARIABLE-1990 ON	1.0000000
d05on	BINARY VARIABLE-2005 ON	0.7307692
d1	BINARY VARIABLE-1ST QTR	0.0833333
d2	BINARY VARIABLE-2ND QTR	0.0833333
d3	BINARY VARIABLE-3RD QTR	0.0833333
d5	BINARY VARIABLE-MAY	0.0833333
d6	BINARY VARIABLE-JUNE	0.0833333
d7	BINARY VARIABLE-JULY	0.0833333
d8	BINARY VARIABLE-AUGUST	0.0833333
d9	BINARY VARIABLE-SEPTEMBER	0.0833333
d10	BINARY VARIABLE-OCTOBER	0.0833333
d11	BINARY VARIABLE-NOVEMBER	0.0833333
d954	BINARY VARIABLE-1995 4TH QTR	0.0016026
d064on	BINARY VARIABLE- 2006 4TH QTR ON	0.6971154
Ju112on	BINARY VARIABLE-JULY 2012 ON	0.5865385

MINE POWER ENERGY SALES
EXOGENOUS VARIABLES

Obs	YEAR	MONTH	qc_kye	D900N	d05on	d1	d2	d3	d5	d6	d7	d8	d9	d10	d11	d954	d064on	Ju12on	PRICE
148	2003	4	7806427	1	0	0	0	0	0	0	0	0	0	0	0	0	0	0	CONFID.
149	2003	5	7748388	1	0	0	0	0	1	0	0	0	0	0	0	0	0	0	CONFID.
150	2003	6	7441108	1	0	0	0	0	0	1	0	0	0	0	0	0	0	0	CONFID.
151	2003	7	7590751	1	0	0	0	0	0	0	1	0	0	0	0	0	0	0	CONDID.
152	2003	8	7509693	1	0	0	0	0	0	0	0	1	0	0	0	0	0	0	CONFID.
153	2003	9	7748517	1	0	0	0	0	0	0	0	0	1	0	0	0	0	0	CONFID.
154	2003	10	7850957	1	0	0	0	0	0	0	0	0	0	1	0	0	0	0	CONFID.
155	2003	11	6640105	1	0	0	0	0	0	0	0	0	0	0	1	0	0	0	CONFID.
156	2003	12	7673925	1	0	0	0	0	0	0	0	0	0	0	0	0	0	0	CONFID.
157	2004	1	7776755	1	0	1	0	0	0	0	0	0	0	0	0	0	0	0	CONFID.
158	2004	2	7227748	1	0	0	1	0	0	0	0	0	0	0	0	0	0	0	CONFID.
159	2004	3	8459916	1	0	0	0	1	0	0	0	0	0	0	0	0	0	0	CONFID.
160	2004	4	7897012	1	0	0	0	0	0	0	0	0	0	0	0	0	0	0	CONFID.
161	2004	5	7213770	1	0	0	0	0	1	0	0	0	0	0	0	0	0	0	CONFID.
162	2004	6	8071657	1	0	0	0	0	0	1	0	0	0	0	0	0	0	0	CONFID.
163	2004	7	7391485	1	0	0	0	0	0	0	1	0	0	0	0	0	0	0	CONDID.
164	2004	8	7553830	1	0	0	0	0	0	0	0	1	0	0	0	0	0	0	CONFID.
165	2004	9	7444377	1	0	0	0	0	0	0	0	0	1	0	0	0	0	0	CONFID.
166	2004	10	7239744	1	0	0	0	0	0	0	0	0	0	1	0	0	0	0	CONFID.
167	2004	11	7509511	1	0	0	0	0	0	0	0	0	0	0	1	0	0	0	CONFID.
168	2004	12	7528172	1	0	0	0	0	0	0	0	0	0	0	0	0	0	0	CONFID.
169	2005	1	7492247	1	1	1	0	0	0	0	0	0	0	0	0	0	0	0	CONFID.
170	2005	2	7275453	1	1	0	1	0	0	0	0	0	0	0	0	0	0	0	CONFID.
171	2005	3	8365171	1	1	0	0	1	0	0	0	0	0	0	0	0	0	0	CONFID.
172	2005	4	8031920	1	1	0	0	0	0	0	0	0	0	0	0	0	0	0	CONFID.
173	2005	5	7897273	1	1	0	0	0	1	0	0	0	0	0	0	0	0	0	CONFID.
174	2005	6	8533927	1	1	0	0	0	0	1	0	0	0	0	0	0	0	0	CONFID.
175	2005	7	7237713	1	1	0	0	0	0	0	1	0	0	0	0	0	0	0	CONDID.
176	2005	8	8032814	1	1	0	0	0	0	0	0	1	0	0	0	0	0	0	CONFID.
177	2005	9	7753740	1	1	0	0	0	0	0	0	0	1	0	0	0	0	0	CONFID.
178	2005	10	7581491	1	1	0	0	0	0	0	0	0	0	1	0	0	0	0	CONFID.
179	2005	11	7939257	1	1	0	0	0	0	0	0	0	0	0	1	0	0	0	CONFID.
180	2005	12	7460518	1	1	0	0	0	0	0	0	0	0	0	0	0	0	0	CONFID.
181	2006	1	8458576	1	1	1	0	0	0	0	0	0	0	0	0	0	0	0	CONFID.
182	2006	2	7424609	1	1	0	1	0	0	0	0	0	0	0	0	0	0	0	CONFID.
183	2006	3	8956037	1	1	0	0	1	0	0	0	0	0	0	0	0	0	0	CONFID.
184	2006	4	7540953	1	1	0	0	0	0	0	0	0	0	0	0	0	0	0	CONFID.
185	2006	5	8221690	1	1	0	0	0	1	0	0	0	0	0	0	0	0	0	CONFID.
186	2006	6	8514070	1	1	0	0	0	0	1	0	0	0	0	0	0	0	0	CONFID.
187	2006	7	7278713	1	1	0	0	0	0	0	1	0	0	0	0	0	0	0	CONDID.
188	2006	8	8144404	1	1	0	0	0	0	0	0	1	0	0	0	0	0	0	CONFID.
189	2006	9	7336475	1	1	0	0	0	0	0	0	0	1	0	0	0	0	0	CONFID.
190	2006	10	7789417	1	1	0	0	0	0	0	0	0	0	1	0	0	1	0	CONFID.
191	2006	11	7301882	1	1	0	0	0	0	0	0	0	0	0	1	0	1	0	CONFID.
192	2006	12	6889643	1	1	0	0	0	0	0	0	0	0	0	0	0	1	0	CONFID.
193	2007	1	7798897	1	1	1	0	0	0	0	0	0	0	0	0	0	1	0	CONFID.
194	2007	2	6923608	1	1	0	1	0	0	0	0	0	0	0	0	0	1	0	CONFID.
195	2007	3	7714501	1	1	0	0	1	0	0	0	0	0	0	0	0	1	0	CONFID.
196	2007	4	7133570	1	1	0	0	0	0	0	0	0	0	0	0	0	1	0	CONFID.

MINE POWER ENERGY SALES
EXOGENOUS VARIABLES

Obs	YEAR	MONTH	qc_kye	D900N	d05on	d1	d2	d3	d5	d6	d7	d8	d9	d10	d11	d954	d064on	Ju112on	PRICE
195	2007	5	7598844	1	1	0	0	0	1	0	0	0	0	0	0	0	1	0	CONFID.
198	2007	6	7597510	1	1	0	0	0	0	1	0	0	0	0	0	0	1	0	CONFID.
199	2007	7	6829554	1	1	0	0	0	0	0	1	0	0	0	0	0	1	0	CONDID.
200	2007	8	7675634	1	1	0	0	0	0	0	0	1	0	0	0	0	1	0	CONFID.
201	2007	9	6650759	1	1	0	0	0	0	0	0	0	1	0	0	0	1	0	CONFID.
202	2007	10	7450630	1	1	0	0	0	0	0	0	0	0	1	0	0	1	0	CONFID.
203	2007	11	7141851	1	1	0	0	0	0	0	0	0	0	0	1	0	1	0	CONFID.
204	2007	12	6747288	1	1	0	0	0	0	0	0	0	0	0	0	0	1	0	CONFID.
205	2008	1	7767370	1	1	1	0	0	0	0	0	0	0	0	0	0	1	0	CONFID.
206	2008	2	7380010	1	1	0	1	0	0	0	0	0	0	0	0	0	1	0	CONFID.
207	2008	3	7449899	1	1	0	0	1	0	0	0	0	0	0	0	0	1	0	CONFID.
208	2008	4	7609723	1	1	0	0	0	0	0	0	0	0	0	0	0	1	0	CONFID.
209	2008	5	7709001	1	1	0	0	0	1	0	0	0	0	0	0	0	1	0	CONFID.
210	2008	6	7319333	1	1	0	0	0	0	1	0	0	0	0	0	0	1	0	CONFID.
211	2008	7	7650243	1	1	0	0	0	0	0	1	0	0	0	0	0	1	0	CONDID.
212	2008	8	7618569	1	1	0	0	0	0	0	0	1	0	0	0	0	1	0	CONFID.
213	2008	9	7695701	1	1	0	0	0	0	0	0	0	1	0	0	0	1	0	CONFID.
214	2008	10	8064997	1	1	0	0	0	0	0	0	0	0	1	0	0	1	0	CONFID.
215	2008	11	6856434	1	1	0	0	0	0	0	0	0	0	0	1	0	1	0	CONFID.
216	2008	12	7486640	1	1	0	0	0	0	0	0	0	0	0	0	0	1	0	CONFID.
217	2009	1	7543044	1	1	1	0	0	0	0	0	0	0	0	0	0	1	0	CONFID.
218	2009	2	7075456	1	1	0	1	0	0	0	0	0	0	0	0	0	1	0	CONFID.
219	2009	3	7709578	1	1	0	0	1	0	0	0	0	0	0	0	0	1	0	CONFID.
220	2009	4	6556727	1	1	0	0	0	0	0	0	0	0	0	0	0	1	0	CONFID.
221	2009	5	5859219	1	1	0	0	0	1	0	0	0	0	0	0	0	1	0	CONFID.
222	2009	6	6464521	1	1	0	0	0	0	1	0	0	0	0	0	0	1	0	CONFID.
223	2009	7	5972506	1	1	0	0	0	0	0	1	0	0	0	0	0	1	0	CONDID.
224	2009	8	5865877	1	1	0	0	0	0	0	0	1	0	0	0	0	1	0	CONFID.
225	2009	9	5937213	1	1	0	0	0	0	0	0	0	1	0	0	0	1	0	CONFID.
226	2009	10	5512975	1	1	0	0	0	0	0	0	0	0	1	0	0	1	0	CONFID.
227	2009	11	5055418	1	1	0	0	0	0	0	0	0	0	0	1	0	1	0	CONFID.
228	2009	12	5297441	1	1	0	0	0	0	0	0	0	0	0	0	0	1	0	CONFID.
229	2010	1	5286414	1	1	1	0	0	0	0	0	0	0	0	0	0	1	0	CONFID.
230	2010	2	5216281	1	1	0	1	0	0	0	0	0	0	0	0	0	1	0	CONFID.
231	2010	3	6347224	1	1	0	0	1	0	0	0	0	0	0	0	0	1	0	CONFID.
232	2010	4	6061207	1	1	0	0	0	0	0	0	0	0	0	0	0	1	0	CONFID.
233	2010	5	5376180	1	1	0	0	0	1	0	0	0	0	0	0	0	1	0	CONFID.
234	2010	6	5975850	1	1	0	0	0	0	1	0	0	0	0	0	0	1	0	CONFID.
235	2010	7	5529008	1	1	0	0	0	0	0	1	0	0	0	0	0	1	0	CONDID.
236	2010	8	5805418	1	1	0	0	0	0	0	0	1	0	0	0	0	1	0	CONFID.
237	2010	9	5770131	1	1	0	0	0	0	0	0	0	1	0	0	0	1	0	CONFID.
238	2010	10	5413079	1	1	0	0	0	0	0	0	0	0	1	0	0	1	0	CONFID.
239	2010	11	5693064	1	1	0	0	0	0	0	0	0	0	0	1	0	1	0	CONFID.
240	2010	12	5798746	1	1	0	0	0	0	0	0	0	0	0	0	0	1	0	CONFID.
241	2011	1	5707583	1	1	1	0	0	0	0	0	0	0	0	0	0	1	0	CONFID.
242	2011	2	5446743	1	1	0	1	0	0	0	0	0	0	0	0	0	1	0	CONFID.
243	2011	3	6114883	1	1	0	0	1	0	0	0	0	0	0	0	0	1	0	CONFID.
244	2011	4	5690662	1	1	0	0	0	0	0	0	0	0	0	0	0	1	0	CONFID.
245	2011	5	5774853	1	1	0	0	0	1	0	0	0	0	0	0	0	1	0	CONFID.

MINE POWER ENERGY SALES
EXOGENOUS VARIABLES

js	YEAR	MONTH	qc_kye	D900N	d05on	d1	d2	d3	d5	d6	d7	d8	d9	d10	d11	d954	d064on	Ju112on	PRICE
46	2011	6	5912675.00	1	1	0	0	0	0	1	0	0	0	0	0	0	1	0	CONFID.
47	2011	7	5310697.00	1	1	0	0	0	0	0	1	0	0	0	0	0	1	0	CONDID.
48	2011	8	6178999.00	1	1	0	0	0	0	0	0	1	0	0	0	0	1	0	CONFID.
49	2011	9	5812299.00	1	1	0	0	0	0	0	0	0	1	0	0	0	1	0	CONFID.
50	2011	10	5218974.00	1	1	0	0	0	0	0	0	0	0	1	0	0	1	0	CONFID.
51	2011	11	5412651.00	1	1	0	0	0	0	0	0	0	0	0	1	0	1	0	CONFID.
52	2011	12	5403980.00	1	1	0	0	0	0	0	0	0	0	0	0	0	1	0	CONFID.
53	2012	1	5122736.00	1	1	1	0	0	0	0	0	0	0	0	0	0	1	0	CONFID.
54	2012	2	4791976.00	1	1	0	1	0	0	0	0	0	0	0	0	0	1	0	CONFID.
55	2012	3	4996048.00	1	1	0	0	1	0	0	0	0	0	0	0	0	1	0	CONFID.
56	2012	4	4065082.00	1	1	0	0	0	0	0	0	0	0	0	0	0	1	0	CONFID.
57	2012	5	4220492.00	1	1	0	0	0	1	0	0	0	0	0	0	0	1	0	CONFID.
58	2012	6	4055542.00	1	1	0	0	0	0	1	0	0	0	0	0	0	1	0	CONFID.
59	2012	7	3698881.00	1	1	0	0	0	0	0	1	0	0	0	0	0	1	1	CONDID.
30	2012	8	3932064.00	1	1	0	0	0	0	0	0	1	0	0	0	0	1	1	CONFID.
31	2012	9	3436847.00	1	1	0	0	0	0	0	0	0	1	0	0	0	1	1	CONFID.
32	2012	10	4672777.22	1	1	0	0	0	0	0	0	0	0	1	0	0	1	1	CONFID.
33	2012	11	5179210.28	1	1	0	0	0	0	0	0	0	0	0	1	0	1	1	CONFID.
34	2012	12	5253500.67	1	1	0	0	0	0	0	0	0	0	0	0	0	1	1	CONFID.
35	2013	1	5084505.35	1	1	1	0	0	0	0	0	0	0	0	0	0	1	1	CONFID.
36	2013	2	4623505.04	1	1	0	1	0	0	0	0	0	0	0	0	0	1	1	CONFID.
37	2013	3	4607877.77	1	1	0	0	1	0	0	0	0	0	0	0	0	1	1	CONFID.
38	2013	4	4247794.52	1	1	0	0	0	0	0	0	0	0	0	0	0	1	1	CONFID.
59	2013	5	4642578.48	1	1	0	0	0	1	0	0	0	0	0	0	0	1	1	CONFID.
70	2013	6	4241195.88	1	1	0	0	0	0	1	0	0	0	0	0	0	1	1	CONFID.
71	2013	7	4123178.55	1	1	0	0	0	0	0	1	0	0	0	0	0	1	1	CONDID.
72	2013	8	4392313.37	1	1	0	0	0	0	0	0	1	0	0	0	0	1	1	CONFID.
73	2013	9	3443625.76	1	1	0	0	0	0	0	0	0	1	0	0	0	1	1	CONFID.
74	2013	10	4087893.05	1	1	0	0	0	0	0	0	0	0	1	0	0	1	1	CONFID.
75	2013	11	4575719.88	1	1	0	0	0	0	0	0	0	0	0	1	0	1	1	CONFID.
76	2013	12	4648169.73	1	1	0	0	0	0	0	0	0	0	0	0	0	1	1	CONFID.
77	2014	1	5229812.73	1	1	1	0	0	0	0	0	0	0	0	0	0	1	1	CONFID.
78	2014	2	4759221.88	1	1	0	1	0	0	0	0	0	0	0	0	0	1	1	CONFID.
79	2014	3	4749297.05	1	1	0	0	1	0	0	0	0	0	0	0	0	1	1	CONFID.
30	2014	4	4380796.10	1	1	0	0	0	0	0	0	0	0	0	0	0	1	1	CONFID.
31	2014	5	4780270.57	1	1	0	0	0	1	0	0	0	0	0	0	0	1	1	CONFID.
32	2014	6	4374030.98	1	1	0	0	0	0	1	0	0	0	0	0	0	1	1	CONFID.
33	2014	7	4249950.10	1	1	0	0	0	0	0	1	0	0	0	0	0	1	1	CONDID.
34	2014	8	4526546.80	1	1	0	0	0	0	0	0	1	0	0	0	0	1	1	CONFID.
35	2014	9	3562326.71	1	1	0	0	0	0	0	0	0	1	0	0	0	1	1	CONFID.
36	2014	10	4219422.10	1	1	0	0	0	0	0	0	0	0	1	0	0	1	1	CONFID.
37	2014	11	4711433.11	1	1	0	0	0	0	0	0	0	0	0	1	0	1	1	CONFID.
38	2014	12	4784296.86	1	1	0	0	0	0	0	0	0	0	0	0	0	1	1	CONFID.
39	2015	1	5253830.12	1	1	1	0	0	0	0	0	0	0	0	0	0	1	1	CONFID.
30	2015	2	4781654.08	1	1	0	1	0	0	0	0	0	0	0	0	0	1	1	CONFID.
31	2015	3	4772671.79	1	1	0	0	1	0	0	0	0	0	0	0	0	1	1	CONFID.
32	2015	4	4402779.51	1	1	0	0	0	0	0	0	0	0	0	0	0	1	1	CONFID.
33	2015	5	4803029.26	1	1	0	0	0	1	0	0	0	0	0	0	0	1	1	CONFID.
34	2015	6	4395986.87	1	1	0	0	0	0	1	0	0	0	0	0	0	1	1	CONFID.

MINE POWER ENERGY SALES
EXOGENOUS VARIABLES

YS	YEAR	MONTH	qc_kye	D900N	d05on	d1	d2	d3	d5	d6	d7	d8	d9	d10	d11	d954	d064on	Ju112on	PRICE
95	2015	7	4270903.77	1	1	0	0	0	0	0	1	0	0	0	0	0	1	1	CONFID.
96	2015	8	4548733.82	1	1	0	0	0	0	0	0	1	0	0	0	0	1	1	CONFID.
97	2015	9	3581946.42	1	1	0	0	0	0	0	0	0	1	0	0	0	1	1	CONFID.
98	2015	10	4241162.11	1	1	0	0	0	0	0	0	0	0	1	0	0	1	1	CONFID.
99	2015	11	4733864.71	1	1	0	0	0	0	0	0	0	0	0	1	0	1	1	CONFID.
00	2015	12	4806796.88	1	1	0	0	0	0	0	0	0	0	0	0	0	1	1	CONFID.
01	2016	1	5472153.78	1	1	1	0	0	0	0	0	0	0	0	0	0	1	1	CONFID.
02	2016	2	4985568.00	1	1	0	1	0	0	0	0	0	0	0	0	0	1	1	CONFID.
03	2016	3	4985153.61	1	1	0	0	1	0	0	0	0	0	0	0	0	1	1	CONFID.
04	2016	4	4602613.78	1	1	0	0	0	0	0	0	0	0	0	0	0	1	1	CONFID.
05	2016	5	5009910.99	1	1	0	0	0	1	0	0	0	0	0	0	0	1	1	CONFID.
06	2016	6	4595570.99	1	1	0	0	0	0	1	0	0	0	0	0	0	1	1	CONFID.
07	2016	7	4461377.43	1	1	0	0	0	0	0	1	0	0	0	0	0	1	1	CONFID.
08	2016	8	4750418.94	1	1	0	0	0	0	0	0	1	0	0	0	0	1	1	CONFID.
09	2016	9	3760294.06	1	1	0	0	0	0	0	0	0	1	0	0	0	1	1	CONFID.
10	2016	10	4438783.90	1	1	0	0	0	0	0	0	0	0	1	0	0	1	1	CONFID.
11	2016	11	4937773.21	1	1	0	0	0	0	0	0	0	0	0	1	0	1	1	CONFID.
12	2016	12	5011327.26	1	1	0	0	0	0	0	0	0	0	0	0	0	1	1	CONFID.
13	2017	1	5576538.24	1	1	1	0	0	0	0	0	0	0	0	0	0	1	1	CONFID.
14	2017	2	5083062.91	1	1	0	1	0	0	0	0	0	0	0	0	0	1	1	CONFID.
15	2017	3	5086744.98	1	1	0	0	1	0	0	0	0	0	0	0	0	1	1	CONFID.
16	2017	4	4698158.13	1	1	0	0	0	0	0	0	0	0	0	0	0	1	1	CONFID.
17	2017	5	5108824.86	1	1	0	0	0	1	0	0	0	0	0	0	0	1	1	CONFID.
18	2017	6	4690995.75	1	1	0	0	0	0	1	0	0	0	0	0	0	1	1	CONFID.
19	2017	7	4552446.32	1	1	0	0	0	0	0	1	0	0	0	0	0	1	1	CONFID.
20	2017	8	4846848.22	1	1	0	0	0	0	0	0	1	0	0	0	0	1	1	CONFID.
21	2017	9	3845565.27	1	1	0	0	0	0	0	0	0	1	0	0	0	1	1	CONFID.
22	2017	10	4533270.43	1	1	0	0	0	0	0	0	0	0	1	0	0	1	1	CONFID.
23	2017	11	5035265.52	1	1	0	0	0	0	0	0	0	0	0	1	0	1	1	CONFID.
24	2017	12	5109116.91	1	1	0	0	0	0	0	0	0	0	0	0	0	1	1	CONFID.
25	2018	1	5578091.27	1	1	1	0	0	0	0	0	0	0	0	0	0	1	1	CONFID.
26	2018	2	5084513.43	1	1	0	1	0	0	0	0	0	0	0	0	0	1	1	CONFID.
27	2018	3	5088256.45	1	1	0	0	1	0	0	0	0	0	0	0	0	1	1	CONFID.
28	2018	4	4699579.63	1	1	0	0	0	0	0	0	0	0	0	0	0	1	1	CONFID.
29	2018	5	5110296.49	1	1	0	0	0	1	0	0	0	0	0	0	0	1	1	CONFID.
30	2018	6	4692415.47	1	1	0	0	0	0	1	0	0	0	0	0	0	1	1	CONFID.
31	2018	7	4553801.23	1	1	0	0	0	0	0	1	0	0	0	0	0	1	1	CONFID.
32	2018	8	4848282.89	1	1	0	0	0	0	0	0	1	0	0	0	0	1	1	CONFID.
33	2018	9	3846833.93	1	1	0	0	0	0	0	0	0	1	0	0	0	1	1	CONFID.
34	2018	10	4534676.19	1	1	0	0	0	0	0	0	0	0	1	0	0	1	1	CONFID.
35	2018	11	5036716.01	1	1	0	0	0	0	0	0	0	0	0	1	0	1	1	CONFID.
36	2018	12	5110571.81	1	1	0	0	0	0	0	0	0	0	0	0	0	1	1	CONFID.
37	2019	1	5616891.41	1	1	1	0	0	0	0	0	0	0	0	0	0	1	1	CONFID.
38	2019	2	5120752.70	1	1	0	1	0	0	0	0	0	0	0	0	0	1	1	CONFID.
39	2019	3	5126018.38	1	1	0	0	1	0	0	0	0	0	0	0	0	1	1	CONFID.
40	2019	4	4735093.87	1	1	0	0	0	0	0	0	0	0	0	0	0	1	1	CONFID.
41	2019	5	5147063.19	1	1	0	0	0	1	0	0	0	0	0	0	0	1	1	CONFID.
42	2019	6	4727885.25	1	1	0	0	0	0	1	0	0	0	0	0	0	1	1	CONFID.
43	2019	7	4587651.92	1	1	0	0	0	0	0	1	0	0	0	0	0	1	1	CONFID.

MINE POWER ENERGY SALES
EXOGENOUS VARIABLES

ds	YEAR	MONTH	qc_kye	D900N	d05on	d1	d2	d3	d5	d6	d7	d8	d9	d10	d11	d954	d064on	Ju112on	PRICE
14	2019	8	4884126.06	1	1	0	0	0	0	0	0	1	0	0	0	0	1	1	CONFID.
15	2019	9	3878529.59	1	1	0	0	0	0	0	0	0	1	0	0	0	1	1	CONFID.
16	2019	10	4569797.23	1	1	0	0	0	0	0	0	0	0	1	0	0	1	1	CONFID.
17	2019	11	5072954.31	1	1	0	0	0	0	0	0	0	0	0	1	0	1	1	CONFID.
18	2019	12	5146920.63	1	1	0	0	0	0	0	0	0	0	0	0	0	1	1	CONFID.
19	2020	1	5672974.60	1	1	1	0	0	0	0	0	0	0	0	0	0	1	1	CONFID.
50	2020	2	5173134.30	1	1	0	1	0	0	0	0	0	0	0	0	0	1	1	CONFID.
51	2020	3	5180600.91	1	1	0	0	1	0	0	0	0	0	0	0	0	1	1	CONFID.
52	2020	4	4786427.48	1	1	0	0	0	0	0	0	0	0	0	0	0	1	1	CONFID.
53	2020	5	5200207.17	1	1	0	0	0	1	0	0	0	0	0	0	0	1	1	CONFID.
54	2020	6	4779154.61	1	1	0	0	0	0	1	0	0	0	0	0	0	1	1	CONFID.
55	2020	7	4636580.97	1	1	0	0	0	0	0	1	0	0	0	0	0	1	1	CONFID.
56	2020	8	4935935.12	1	1	0	0	0	0	0	0	1	0	0	0	0	1	1	CONFID.
57	2020	9	3924343.71	1	1	0	0	0	0	0	0	0	1	0	0	0	1	1	CONFID.
58	2020	10	4620562.50	1	1	0	0	0	0	0	0	0	0	1	0	0	1	1	CONFID.
59	2020	11	5125334.51	1	1	0	0	0	0	0	0	0	0	0	1	0	1	1	CONFID.
60	2020	12	5199460.59	1	1	0	0	0	0	0	0	0	0	0	0	0	1	1	CONFID.
31	2021	1	5618475.83	1	1	1	0	0	0	0	0	0	0	0	0	0	1	1	CONFID.
32	2021	2	5122232.54	1	1	0	1	0	0	0	0	0	0	0	0	0	1	1	CONFID.
33	2021	3	5127560.41	1	1	0	0	1	0	0	0	0	0	0	0	0	1	1	CONFID.
34	2021	4	4736544.10	1	1	0	0	0	0	0	0	0	0	0	0	0	1	1	CONFID.
35	2021	5	5148564.57	1	1	0	0	0	1	0	0	0	0	0	0	0	1	1	CONFID.
36	2021	6	4729333.67	1	1	0	0	0	0	1	0	0	0	0	0	0	1	1	CONFID.
37	2021	7	4589034.22	1	1	0	0	0	0	0	1	0	0	0	0	0	1	1	CONFID.
38	2021	8	4885589.73	1	1	0	0	0	0	0	0	1	0	0	0	0	1	1	CONFID.
39	2021	9	3879823.90	1	1	0	0	0	0	0	0	0	1	0	0	0	1	1	CONFID.
70	2021	10	4571231.41	1	1	0	0	0	0	0	0	0	0	1	0	0	1	1	CONFID.
71	2021	11	5074434.11	1	1	0	0	0	0	0	0	0	0	0	1	0	1	1	CONFID.
72	2021	12	5148404.95	1	1	0	0	0	0	0	0	0	0	0	0	0	1	1	CONFID.
73	2022	1	5827411.68	1	1	1	0	0	0	0	0	0	0	0	0	0	1	1	CONFID.
74	2022	2	5317378.26	1	1	0	1	0	0	0	0	0	0	0	0	0	1	1	CONFID.
75	2022	3	5330905.60	1	1	0	0	1	0	0	0	0	0	0	0	0	1	1	CONFID.
76	2022	4	4927785.59	1	1	0	0	0	0	0	0	0	0	0	0	0	1	1	CONFID.
77	2022	5	5346550.49	1	1	0	0	0	1	0	0	0	0	0	0	0	1	1	CONFID.
78	2022	6	4920335.78	1	1	0	0	0	0	1	0	0	0	0	0	0	1	1	CONFID.
79	2022	7	4771317.61	1	1	0	0	0	0	0	1	0	0	0	0	0	1	1	CONFID.
30	2022	8	5078602.49	1	1	0	0	0	0	0	0	1	0	0	0	0	1	1	CONFID.
31	2022	9	4050502.68	1	1	0	0	0	0	0	0	0	1	0	0	0	1	1	CONFID.
32	2022	10	4760355.56	1	1	0	0	0	0	0	0	0	1	0	0	0	1	1	CONFID.
33	2022	11	5269574.64	1	1	0	0	0	0	0	0	0	0	1	0	0	1	1	CONFID.
34	2022	12	5344140.62	1	1	0	0	0	0	0	0	0	0	0	0	0	1	1	CONFID.
35	2023	1	5953709.93	1	1	1	0	0	0	0	0	0	0	0	0	0	1	1	CONFID.
36	2023	2	5435340.62	1	1	0	1	0	0	0	0	0	0	0	0	0	1	1	CONFID.
37	2023	3	5453824.41	1	1	0	0	1	0	0	0	0	0	0	0	0	1	1	CONFID.
38	2023	4	5043387.90	1	1	0	0	0	0	0	0	0	0	0	0	0	1	1	CONFID.
39	2023	5	5466229.69	1	1	0	0	0	1	0	0	0	0	0	0	0	1	1	CONFID.
40	2023	6	5035793.39	1	1	0	0	0	0	1	0	0	0	0	0	0	1	1	CONFID.
41	2023	7	4881504.90	1	1	0	0	0	0	0	1	0	0	0	0	0	1	1	CONFID.
42	2023	8	5195275.50	1	1	0	0	0	0	0	0	1	0	0	0	0	1	1	CONFID.

MINE POWER ENERGY SALES
EXOGENOUS VARIABLES

js	YEAR	MONTH	qc_kye	D900N	d05on	d1	d2	d3	d5	d6	d7	d8	d9	d10	d11	d954	d064on	Ju12on	PRICE
93	2023	9	4153675.17	1	1	0	0	0	0	0	0	0	1	0	0	0	1	1	CONFID.
94	2023	10	4874677.97	1	1	0	0	0	0	0	0	0	0	1	0	0	1	1	CONFID.
95	2023	11	5387533.85	1	1	0	0	0	0	0	0	0	0	0	1	0	1	1	CONFID.
96	2023	12	5462459.59	1	1	0	0	0	0	0	0	0	0	0	0	0	1	1	CONFID.
97	2024	1	5946007.64	1	1	1	0	0	0	0	0	0	0	0	0	0	1	1	CONFID.
98	2024	2	5428146.69	1	1	0	1	0	0	0	0	0	0	0	0	0	1	1	CONFID.
99	2024	3	5446328.21	1	1	0	0	1	0	0	0	0	0	0	0	0	1	1	CONFID.
00	2024	4	5036337.90	1	1	0	0	0	0	0	0	0	0	0	0	0	1	1	CONFID.
01	2024	5	5458931.06	1	1	0	0	0	1	0	0	0	0	0	0	0	1	1	CONFID.
02	2024	6	5028752.21	1	1	0	0	0	0	1	0	0	0	0	0	0	1	1	CONFID.
03	2024	7	4874785.14	1	1	0	0	0	0	0	1	0	0	0	0	0	1	1	CONFID.
04	2024	8	5188160.20	1	1	0	0	0	0	0	0	1	0	0	0	0	1	1	CONFID.
05	2024	9	4147383.20	1	1	0	0	0	0	0	0	0	1	0	0	0	1	1	CONFID.
06	2024	10	4867706.02	1	1	0	0	0	0	0	0	0	0	1	0	0	1	1	CONFID.
07	2024	11	5380340.12	1	1	0	0	0	0	0	0	0	0	0	1	0	1	1	CONFID.
08	2024	12	5455243.92	1	1	0	0	0	0	0	0	0	0	0	0	0	1	1	CONFID.
09	2025	1	5895022.28	1	1	1	0	0	0	0	0	0	0	0	0	0	1	1	CONFID.
10	2025	2	5380526.45	1	1	0	1	0	0	0	0	0	0	0	0	0	1	1	CONFID.
11	2025	3	5396707.10	1	1	0	0	1	0	0	0	0	0	0	0	0	1	1	CONFID.
12	2025	4	4989670.39	1	1	0	0	0	0	0	0	0	0	0	0	0	1	1	CONFID.
13	2025	5	5410617.75	1	1	0	0	0	1	0	0	0	0	0	0	0	1	1	CONFID.
14	2025	6	4982143.12	1	1	0	0	0	0	1	0	0	0	0	0	0	1	1	CONFID.
15	2025	7	4830303.62	1	1	0	0	0	0	0	1	0	0	0	0	0	1	1	CONFID.
16	2025	8	5141060.46	1	1	0	0	0	0	0	0	1	0	0	0	0	1	1	CONFID.
17	2025	9	4105733.48	1	1	0	0	0	0	0	0	0	1	0	0	0	1	1	CONFID.
18	2025	10	4821555.19	1	1	0	0	0	0	0	0	0	0	1	0	0	1	1	CONFID.
19	2025	11	5332721.15	1	1	0	0	0	0	0	0	0	0	0	1	0	1	1	CONFID.
20	2025	12	5407479.72	1	1	0	0	0	0	0	0	0	0	0	0	0	1	1	CONFID.
21	2026	1	5945443.24	1	1	1	0	0	0	0	0	0	0	0	0	0	1	1	CONFID.
22	2026	2	5427619.54	1	1	0	1	0	0	0	0	0	0	0	0	0	1	1	CONFID.
23	2026	3	5445778.91	1	1	0	0	1	0	0	0	0	0	0	0	0	1	1	CONFID.
24	2026	4	5035821.30	1	1	0	0	0	0	0	0	0	0	0	0	0	1	1	CONFID.
25	2026	5	5458396.24	1	1	0	0	0	1	0	0	0	0	0	0	0	1	1	CONFID.
26	2026	6	5028236.26	1	1	0	0	0	0	1	0	0	0	0	0	0	1	1	CONFID.
27	2026	7	4874292.73	1	1	0	0	0	0	0	1	0	0	0	0	0	1	1	CONFID.
28	2026	8	5187638.82	1	1	0	0	0	0	0	0	1	0	0	0	0	1	1	CONFID.
29	2026	9	4146922.14	1	1	0	0	0	0	0	0	0	1	0	0	0	1	1	CONFID.
30	2026	10	4867195.14	1	1	0	0	0	0	0	0	0	0	1	0	0	1	1	CONFID.
31	2026	11	5379812.98	1	1	0	0	0	0	0	0	0	0	0	1	0	1	1	CONFID.
32	2026	12	5454715.17	1	1	0	0	0	0	0	0	0	0	0	0	0	1	1	CONFID.
33	2027	1	5928022.36	1	1	1	0	0	0	0	0	0	0	0	0	0	1	1	CONFID.
34	2027	2	5411348.46	1	1	0	1	0	0	0	0	0	0	0	0	0	1	1	CONFID.
35	2027	3	5428824.17	1	1	0	0	1	0	0	0	0	0	0	0	0	1	1	CONFID.
36	2027	4	5019875.75	1	1	0	0	0	0	0	0	0	0	0	0	0	1	1	CONFID.
37	2027	5	5441888.35	1	1	0	0	0	1	0	0	0	0	0	0	0	1	1	CONFID.
38	2027	6	5012310.67	1	1	0	0	0	0	1	0	0	0	0	0	0	1	1	CONFID.
39	2027	7	4859094.11	1	1	0	0	0	0	0	1	0	0	0	0	0	1	1	CONFID.
40	2027	8	5171545.58	1	1	0	0	0	0	0	0	1	0	0	0	0	1	1	CONFID.
41	2027	9	4132691.10	1	1	0	0	0	0	0	0	0	1	0	0	0	1	1	CONFID.

MINE POWER ENERGY SALES
EXOGENOUS VARIABLES

js	YEAR	MONTH	qc_kye	D900N	d05on	d1	d2	d3	d5	d6	d7	d8	d9	d10	d11	d954	d064on	Ju112on	PRICE
12	2027	10	4851426.14	1	1	0	0	0	0	0	0	0	0	1	0	0	1	1	CONFID.
13	2027	11	5363542.34	1	1	0	0	0	0	0	0	0	0	0	1	0	1	1	CONFID.
14	2027	12	5438394.91	1	1	0	0	0	0	0	0	0	0	0	0	0	1	1	CONFID.
15	2028	1	5858892.45	1	1	1	0	0	0	0	0	0	0	0	0	0	1	1	CONFID.
16	2028	2	5346781.25	1	1	0	1	0	0	0	0	0	0	0	0	0	1	1	CONFID.
17	2028	3	5361544.02	1	1	0	0	1	0	0	0	0	0	0	0	0	1	1	CONFID.
18	2028	4	4956600.32	1	1	0	0	0	0	0	0	0	0	0	0	0	1	1	CONFID.
19	2028	5	5376381.41	1	1	0	0	0	1	0	0	0	0	0	0	0	1	1	CONFID.
20	2028	6	4949114.44	1	1	0	0	0	0	1	0	0	0	0	0	0	1	1	CONFID.
21	2028	7	4798782.61	1	1	0	0	0	0	0	1	0	0	0	0	0	1	1	CONDID.
22	2028	8	5107684.10	1	1	0	0	0	0	0	0	1	0	0	0	0	1	1	CONFID.
23	2028	9	4076219.18	1	1	0	0	0	0	0	0	0	1	0	0	0	1	1	CONFID.
24	2028	10	4788851.26	1	1	0	0	0	0	0	0	0	0	1	0	0	1	1	CONFID.
25	2028	11	5298976.84	1	1	0	0	0	0	0	0	0	0	0	1	0	1	1	CONFID.
26	2028	12	5373632.50	1	1	0	0	0	0	0	0	0	0	0	0	0	1	1	CONFID.
27	2029	1	5939628.62	1	1	1	0	0	0	0	0	0	0	0	0	0	1	1	CONFID.
28	2029	2	5422188.69	1	1	0	1	0	0	0	0	0	0	0	0	0	1	1	CONFID.
29	2029	3	5440119.87	1	1	0	0	1	0	0	0	0	0	0	0	0	1	1	CONFID.
30	2029	4	5030499.10	1	1	0	0	0	0	0	0	0	0	0	0	0	1	1	CONFID.
31	2029	5	5452886.35	1	1	0	0	0	1	0	0	0	0	0	0	0	1	1	CONFID.
32	2029	6	5022920.72	1	1	0	0	0	0	1	0	0	0	0	0	0	1	1	CONFID.
33	2029	7	4869219.84	1	1	0	0	0	0	0	1	0	0	0	0	0	1	1	CONDID.
34	2029	8	5182267.33	1	1	0	0	0	0	0	0	1	0	0	0	0	1	1	CONFID.
35	2029	9	4142172.20	1	1	0	0	0	0	0	0	0	1	0	0	0	1	1	CONFID.
36	2029	10	4861931.87	1	1	0	0	0	0	0	0	0	0	1	0	0	1	1	CONFID.
37	2029	11	5374382.28	1	1	0	0	0	0	0	0	0	0	0	1	0	1	1	CONFID.
38	2029	12	5449267.91	1	1	0	0	0	0	0	0	0	0	0	0	0	1	1	CONFID.
39	2030	1	6104234.61	1	1	1	0	0	0	0	0	0	0	0	0	0	1	1	CONFID.
40	2030	2	5575930.40	1	1	0	1	0	0	0	0	0	0	0	0	0	1	1	CONFID.
41	2030	3	5600321.38	1	1	0	0	1	0	0	0	0	0	0	0	0	1	1	CONFID.
42	2030	4	5181164.94	1	1	0	0	0	0	0	0	0	0	0	0	0	1	1	CONFID.
43	2030	5	5608865.65	1	1	0	0	0	1	0	0	0	0	0	0	0	1	1	CONFID.
44	2030	6	5173397.97	1	1	0	0	0	0	1	0	0	0	0	0	0	1	1	CONFID.
45	2030	7	5012828.22	1	1	0	0	0	0	0	1	0	0	0	0	0	1	1	CONDID.
46	2030	8	5334328.63	1	1	0	0	0	0	0	0	1	0	0	0	0	1	1	CONFID.
47	2030	9	4276638.12	1	1	0	0	0	0	0	0	0	1	0	0	0	1	1	CONFID.
48	2030	10	5010929.60	1	1	0	0	0	0	0	0	0	0	1	0	0	1	1	CONFID.
49	2030	11	5528119.90	1	1	0	0	0	0	0	0	0	0	0	1	0	1	1	CONFID.
50	2030	12	5603474.40	1	1	0	0	0	0	0	0	0	0	0	0	0	1	1	CONFID.
51	2031	1	6067238.65	1	1	1	0	0	0	0	0	0	0	0	0	0	1	1	CONFID.
52	2031	2	5541376.24	1	1	0	1	0	0	0	0	0	0	0	0	0	1	1	CONFID.
53	2031	3	5564315.35	1	1	0	0	1	0	0	0	0	0	0	0	0	1	1	CONFID.
54	2031	4	5147302.10	1	1	0	0	0	0	0	0	0	0	0	0	0	1	1	CONFID.
55	2031	5	5573808.58	1	1	0	0	0	1	0	0	0	0	0	0	0	1	1	CONFID.
56	2031	6	5139577.51	1	1	0	0	0	0	1	0	0	0	0	0	0	1	1	CONFID.
57	2031	7	4980551.57	1	1	0	0	0	0	0	1	0	0	0	0	0	1	1	CONDID.
58	2031	8	5300152.15	1	1	0	0	0	0	0	0	1	0	0	0	0	1	1	CONFID.
59	2031	9	4246416.28	1	1	0	0	0	0	0	0	0	1	0	0	0	1	1	CONFID.
60	2031	10	4977441.67	1	1	0	0	0	0	0	0	0	0	1	0	0	1	1	CONFID.

MINE POWER ENERGY SALES
EXOGENOUS VARIABLES

YR	YEAR	MONTH	qc_kye	D900N	d05on	d1	d2	d3	d5	d6	d7	d8	d9	d10	d11	d954	d064on	Ju12on	PRICE
01	2031	11	5493566.66	1	1	0	0	0	0	0	0	0	0	0	1	0	1	1	CONFID.
02	2031	12	5568815.78	1	1	0	0	0	0	0	0	0	0	0	0	0	1	1	CONFID.
03	2032	1	5984741.16	1	1	1	0	0	0	0	0	0	0	0	0	0	1	1	CONFID.
04	2032	2	5464323.73	1	1	0	1	0	0	0	0	0	0	0	0	0	1	1	CONFID.
05	2032	3	5484025.31	1	1	0	0	1	0	0	0	0	0	0	0	0	1	1	CONFID.
06	2032	4	5071791.15	1	1	0	0	0	0	0	0	0	0	0	0	0	1	1	CONFID.
07	2032	5	5495634.63	1	1	0	0	0	1	0	0	0	0	0	0	0	1	1	CONFID.
08	2032	6	5064161.09	1	1	0	0	0	0	1	0	0	0	0	0	0	1	1	CONFID.
09	2032	7	4908577.70	1	1	0	0	0	0	0	1	0	0	0	0	0	1	1	CONDID.
00	2032	8	5223941.82	1	1	0	0	0	0	0	0	1	0	0	0	0	1	1	CONFID.
01	2032	9	4179024.44	1	1	0	0	0	0	0	0	0	1	0	0	0	1	1	CONFID.
02	2032	10	4902766.75	1	1	0	0	0	0	0	0	0	0	1	0	0	1	1	CONFID.
03	2032	11	5416516.19	1	1	0	0	0	0	0	0	0	0	0	1	0	1	1	CONFID.
04	2032	12	5491530.32	1	1	0	0	0	0	0	0	0	0	0	0	0	1	1	CONFID.
05	2033	1	5924557.92	1	1	1	0	0	0	0	0	0	0	0	0	0	1	1	CONFID.
06	2033	2	5408112.69	1	1	0	1	0	0	0	0	0	0	0	0	0	1	1	CONFID.
07	2033	3	5425452.44	1	1	0	0	1	0	0	0	0	0	0	0	0	1	1	CONFID.
08	2033	4	5016704.72	1	1	0	0	0	0	0	0	0	0	0	0	0	1	1	CONFID.
09	2033	5	5438605.48	1	1	0	0	0	1	0	0	0	0	0	0	0	1	1	CONFID.
10	2033	6	5009143.60	1	1	0	0	0	0	1	0	0	0	0	0	0	1	1	CONFID.
11	2033	7	4856071.61	1	1	0	0	0	0	0	1	0	0	0	0	0	1	1	CONDID.
12	2033	8	5168345.18	1	1	0	0	0	0	0	0	1	0	0	0	0	1	1	CONFID.
13	2033	9	4129861.02	1	1	0	0	0	0	0	0	0	1	0	0	0	1	1	CONFID.
14	2033	10	4848290.21	1	1	0	0	0	0	0	0	0	0	1	0	0	1	1	CONFID.
15	2033	11	5360306.65	1	1	0	0	0	0	0	0	0	0	0	1	0	1	1	CONFID.
16	2033	12	5435149.35	1	1	0	0	0	0	0	0	0	0	0	0	0	1	1	CONFID.
17	2034	1	6004988.58	1	1	1	0	0	0	0	0	0	0	0	0	0	1	1	CONFID.
18	2034	2	5483234.78	1	1	0	1	0	0	0	0	0	0	0	0	0	1	1	CONFID.
19	2034	3	5503730.95	1	1	0	0	1	0	0	0	0	0	0	0	0	1	1	CONFID.
20	2034	4	5090323.86	1	1	0	0	0	0	0	0	0	0	0	0	0	1	1	CONFID.
21	2034	5	5514820.92	1	1	0	0	0	1	0	0	0	0	0	0	0	1	1	CONFID.
22	2034	6	5082670.60	1	1	0	0	0	0	1	0	0	0	0	0	0	1	1	CONFID.
23	2034	7	4926242.30	1	1	0	0	0	0	0	1	0	0	0	0	0	1	1	CONDID.
24	2034	8	5242646.18	1	1	0	0	0	0	0	0	1	0	0	0	0	1	1	CONFID.
25	2034	9	4195564.47	1	1	0	0	0	0	0	0	0	1	0	0	0	1	1	CONFID.
26	2034	10	4921094.27	1	1	0	0	0	0	0	0	0	0	1	0	0	1	1	CONFID.
27	2034	11	5435426.75	1	1	0	0	0	0	0	0	0	0	0	1	0	1	1	CONFID.
28	2034	12	5510498.55	1	1	0	0	0	0	0	0	0	0	0	0	0	1	1	CONFID.
29	2035	1	6080793.86	1	1	1	0	0	0	0	0	0	0	0	0	0	1	1	CONFID.
30	2035	2	5554036.79	1	1	0	1	0	0	0	0	0	0	0	0	0	1	1	CONFID.
31	2035	3	5577507.86	1	1	0	0	1	0	0	0	0	0	0	0	0	1	1	CONFID.
32	2035	4	5159709.35	1	1	0	0	0	0	0	0	0	0	0	0	0	1	1	CONFID.
33	2035	5	5586653.39	1	1	0	0	0	1	0	0	0	0	0	0	0	1	1	CONFID.
34	2035	6	5151969.23	1	1	0	0	0	0	1	0	0	0	0	0	0	1	1	CONFID.
35	2035	7	4992377.64	1	1	0	0	0	0	0	1	0	0	0	0	0	1	1	CONDID.
36	2035	8	5312674.31	1	1	0	0	0	0	0	0	1	0	0	0	0	1	1	CONFID.
37	2035	9	4257489.47	1	1	0	0	0	0	0	0	0	1	0	0	0	1	1	CONFID.
38	2035	10	4989711.55	1	1	0	0	0	0	0	0	0	0	1	0	0	1	1	CONFID.
39	2035	11	5506226.87	1	1	0	0	0	0	0	0	0	0	0	1	0	1	1	CONFID.

MINE POWER ENERGY SALES
EXOGENOUS VARIABLES

js	YEAR	MONTH	qc_kye	D900N	d05on	d1	d2	d3	d5	d6	d7	d8	d9	d10	d11	d954	d064on	Jul12on	PRICE
10	2036	12	5581514.60	1	1	0	0	0	0	0	0	0	0	0	0	0	1	1	CONFID.
11	2036	1	5937727.95	1	1	1	0	0	0	0	0	0	0	0	0	0	1	1	CONFID.
12	2036	2	5420413.47	1	1	0	1	0	0	0	0	0	0	0	0	0	1	1	CONFID.
13	2036	3	5438270.06	1	1	0	0	1	0	0	0	0	0	0	0	0	1	1	CONFID.
14	2036	4	5028759.40	1	1	0	0	0	0	0	0	0	0	0	0	0	1	1	CONFID.
15	2036	5	5451085.29	1	1	0	0	0	1	0	0	0	0	0	0	0	1	1	CONFID.
16	2036	6	5021183.20	1	1	0	0	0	0	1	0	0	0	0	0	0	1	1	CONFID.
17	2036	7	4867561.63	1	1	0	0	0	0	0	1	0	0	0	0	0	1	1	CONFID.
18	2036	8	5180511.51	1	1	0	0	0	0	0	0	1	0	0	0	0	1	1	CONFID.
19	2036	9	4140619.56	1	1	0	0	0	0	0	0	0	1	0	0	0	1	1	CONFID.
20	2036	10	4860211.43	1	1	0	0	0	0	0	0	0	0	1	0	0	1	1	CONFID.
21	2036	11	5372607.11	1	1	0	0	0	0	0	0	0	0	0	1	0	1	1	CONFID.
22	2036	12	5447487.32	1	1	0	0	0	0	0	0	0	0	0	0	0	1	1	CONFID.
23	2037	1	6090646.48	1	1	1	0	0	0	0	0	0	0	0	0	0	1	1	CONFID.
24	2037	2	5563239.11	1	1	0	1	0	0	0	0	0	0	0	0	0	1	1	CONFID.
25	2037	3	5587096.84	1	1	0	0	1	0	0	0	0	0	0	0	0	1	1	CONFID.
26	2037	4	5168727.56	1	1	0	0	0	0	0	0	0	0	0	0	0	1	1	CONFID.
27	2037	5	5595989.65	1	1	0	0	0	1	0	0	0	0	0	0	0	1	1	CONFID.
28	2037	6	5160976.16	1	1	0	0	0	0	1	0	0	0	0	0	0	1	1	CONFID.
29	2037	7	5000973.43	1	1	0	0	0	0	0	1	0	0	0	0	0	1	1	CONFID.
30	2037	8	5321776.05	1	1	0	0	0	0	0	0	1	0	0	0	0	1	1	CONFID.
31	2037	9	4265538.03	1	1	0	0	0	0	0	0	0	1	0	0	0	1	1	CONFID.
32	2037	10	4998629.92	1	1	0	0	0	0	0	0	0	0	1	0	0	1	1	CONFID.
33	2037	11	5515428.95	1	1	0	0	0	0	0	0	0	0	0	1	0	1	1	CONFID.
34	2037	12	5590744.74	1	1	0	0	0	0	0	0	0	0	0	0	0	1	1	CONFID.
35	2038	1	6058281.24	1	1	1	0	0	0	0	0	0	0	0	0	0	1	1	CONFID.
36	2038	2	5533010.04	1	1	0	1	0	0	0	0	0	0	0	0	0	1	1	CONFID.
37	2038	3	5555597.62	1	1	0	0	1	0	0	0	0	0	0	0	0	1	1	CONFID.
38	2038	4	5139103.28	1	1	0	0	0	0	0	0	0	0	0	0	0	1	1	CONFID.
39	2038	5	5565320.61	1	1	0	0	0	1	0	0	0	0	0	0	0	1	1	CONFID.
40	2038	6	5131388.95	1	1	0	0	0	0	1	0	0	0	0	0	0	1	1	CONFID.
41	2038	7	4972736.79	1	1	0	0	0	0	0	1	0	0	0	0	0	1	1	CONFID.
42	2038	8	5291877.39	1	1	0	0	0	0	0	0	1	0	0	0	0	1	1	CONFID.
43	2038	9	4239099.01	1	1	0	0	0	0	0	0	0	1	0	0	0	1	1	CONFID.
44	2038	10	4969333.62	1	1	0	0	0	0	0	0	0	0	1	0	0	1	1	CONFID.
45	2038	11	5485200.68	1	1	0	0	0	0	0	0	0	0	0	1	0	1	1	CONFID.
46	2038	12	5560424.28	1	1	0	0	0	0	0	0	0	0	0	0	0	1	1	CONFID.
47	2039	1	6074126.92	1	1	1	0	0	0	0	0	0	0	0	0	0	1	1	CONFID.
48	2039	2	5547809.87	1	1	0	1	0	0	0	0	0	0	0	0	0	1	1	CONFID.
49	2039	3	5571019.31	1	1	0	0	1	0	0	0	0	0	0	0	0	1	1	CONFID.
50	2039	4	5153607.01	1	1	0	0	0	0	0	0	0	0	0	0	0	1	1	CONFID.
51	2039	5	5580335.85	1	1	0	0	0	1	0	0	0	0	0	0	0	1	1	CONFID.
52	2039	6	5145874.53	1	1	0	0	0	0	1	0	0	0	0	0	0	1	1	CONFID.
53	2039	7	4986561.15	1	1	0	0	0	0	0	1	0	0	0	0	0	1	1	CONFID.
54	2039	8	5306515.46	1	1	0	0	0	0	0	0	1	0	0	0	0	1	1	CONFID.
55	2039	9	4252043.28	1	1	0	0	0	0	0	0	0	1	0	0	0	1	1	CONFID.
56	2039	10	4983676.78	1	1	0	0	0	0	0	0	0	0	1	0	0	1	1	CONFID.
57	2039	11	5500000.12	1	1	0	0	0	0	0	0	0	0	0	1	0	1	1	CONFID.
58	2039	12	5575268.86	1	1	0	0	0	0	0	0	0	0	0	0	0	1	1	CONFID.

MINE POWER ENERGY SALES
EXOGENOUS VARIABLES

qs	YEAR	MONTH	qc_kye	D900N	d05on	d1	d2	d3	d5	d6	d7	d8	d9	d10	d11	d954	d064on	Jul12on	PRICE
39	2040	1	6041553.38	1	1	1	0	0	0	0	0	0	0	0	0	0	1	1	CONFID.
30	2040	2	5517386.25	1	1	0	1	0	0	0	0	0	0	0	0	0	1	1	CONFID.
31	2040	3	5539317.36	1	1	0	0	1	0	0	0	0	0	0	0	0	1	1	CONFID.
32	2040	4	5123792.07	1	1	0	0	0	0	0	0	0	0	0	0	0	1	1	CONFID.
33	2040	5	5549469.43	1	1	0	0	0	1	0	0	0	0	0	0	0	1	1	CONFID.
34	2040	6	5116096.91	1	1	0	0	0	0	1	0	0	0	0	0	0	1	1	CONFID.
35	2040	7	4958142.79	1	1	0	0	0	0	0	1	0	0	0	0	0	1	1	CONDID.
36	2040	8	5276424.37	1	1	0	0	0	0	0	0	1	0	0	0	0	1	1	CONFID.
37	2040	9	4225434.10	1	1	0	0	0	0	0	0	0	1	0	0	0	1	1	CONFID.
38	2040	10	4954191.93	1	1	0	0	0	0	0	0	0	0	1	0	0	1	1	CONFID.
39	2040	11	5469577.30	1	1	0	0	0	0	0	0	0	0	0	1	0	1	1	CONFID.
40	2040	12	5544753.26	1	1	0	0	0	0	0	0	0	0	0	0	0	1	1	CONFID.
01	2041	1	6033721.50	1	1	1	0	0	0	0	0	0	0	0	0	0	1	1	CONFID.
02	2041	2	5510071.28	1	1	0	1	0	0	0	0	0	0	0	0	0	1	1	CONFID.
03	2041	3	5531695.04	1	1	0	0	1	0	0	0	0	0	0	0	0	1	1	CONFID.
04	2041	4	5116623.45	1	1	0	0	0	0	0	0	0	0	0	0	0	1	1	CONFID.
05	2041	5	5542048.00	1	1	0	0	0	1	0	0	0	0	0	0	0	1	1	CONFID.
06	2041	6	5108937.26	1	1	0	0	0	0	1	0	0	0	0	0	0	1	1	CONFID.
07	2041	7	4951309.96	1	1	0	0	0	0	0	1	0	0	0	0	0	1	1	CONDID.
08	2041	8	5269189.35	1	1	0	0	0	0	0	0	1	0	0	0	0	1	1	CONFID.
09	2041	9	4219036.27	1	1	0	0	0	0	0	0	0	1	0	0	0	1	1	CONFID.
10	2041	10	4947102.68	1	1	0	0	0	0	0	0	0	0	1	0	0	1	1	CONFID.
11	2041	11	5462262.53	1	1	0	0	0	0	0	0	0	0	0	1	0	1	1	CONFID.
12	2041	12	5537416.18	1	1	0	0	0	0	0	0	0	0	0	0	0	1	1	CONFID.
13	2042	1	6025895.01	1	1	1	0	0	0	0	0	0	0	0	0	0	1	1	CONFID.
14	2042	2	5502761.35	1	1	0	1	0	0	0	0	0	0	0	0	0	1	1	CONFID.
15	2042	3	5524077.97	1	1	0	0	1	0	0	0	0	0	0	0	0	1	1	CONFID.
16	2042	4	5109459.77	1	1	0	0	0	0	0	0	0	0	0	0	0	1	1	CONFID.
17	2042	5	5534631.68	1	1	0	0	0	1	0	0	0	0	0	0	0	1	1	CONFID.
18	2042	6	5101782.55	1	1	0	0	0	0	1	0	0	0	0	0	0	1	1	CONFID.
19	2042	7	4944481.84	1	1	0	0	0	0	0	1	0	0	0	0	0	1	1	CONDID.
20	2042	8	5261959.32	1	1	0	0	0	0	0	0	1	0	0	0	0	1	1	CONFID.
21	2042	9	4212642.84	1	1	0	0	0	0	0	0	0	1	0	0	0	1	1	CONFID.
22	2042	10	4940018.31	1	1	0	0	0	0	0	0	0	0	1	0	0	1	1	CONFID.
23	2042	11	5454952.79	1	1	0	0	0	0	0	0	0	0	0	1	0	1	1	CONFID.
24	2042	12	5530084.15	1	1	0	0	0	0	0	0	0	0	0	0	0	1	1	CONFID.

MINE POWER ENERGY SALES
MODEL ESTIMATION

The SYSLIN Procedure
Ordinary Least Squares Estimation

Model LEIM
Dependent Variable LEIM

Analysis of Variance

Source	DF	Sum of Squares	Mean Square	F Value	Pr > F
Model	17	4.005822	0.235637	60.99	<.0001
Error	248	0.958230	0.003864		
Corrected Total	265	4.964052			

Root MSE	0.06216	R-Square	0.80697
Dependent Mean	4.46625	Adj R-Sq	0.79373
Coeff Var	1.39177		

Parameter Estimates

Variable	DF	Parameter Estimate	Standard Error	t Value	Pr > t	Variable Label
Intercept	1	1.481551	0.481322	3.08	0.0023	Intercept
LQC	1	0.246215	0.030513	8.07	<.0001	EASTERN KENTUCKY COAL PRODUCTION, LOG
LPIM36	1	-0.21225	0.031547	-6.73	<.0001	MINE PWR ELEC PRICE, 36-MONTH MVNG AVE, LOG
d954	1	0.054535	0.063764	0.86	0.3932	BINARY VARIABLE-1995 4TH QTR
d1	1	-0.00443	0.018603	-0.24	0.8120	BINARY VARIABLE-1ST QTR
d2	1	-0.01434	0.018557	-0.77	0.4403	BINARY VARIABLE-2ND QTR
d3	1	-0.02275	0.019032	-1.20	0.2331	BINARY VARIABLE-3RD QTR
d4	1	-0.09336	0.018787	-4.97	<.0001	BINARY VARIABLE-APRIL
d5	1	-0.15293	0.018787	-8.14	<.0001	BINARY VARIABLE-MAY
d6	1	-0.18636	0.018792	-9.92	<.0001	BINARY VARIABLE-JUNE
d7	1	-0.25739	0.018792	-13.70	<.0001	BINARY VARIABLE-JULY
d8	1	-0.19863	0.018842	-10.54	<.0001	BINARY VARIABLE-AUGUST
d9	1	-0.17010	0.018767	-9.06	<.0001	BINARY VARIABLE-SEPTEMBER

MINE POWER ENERGY SALES
MODEL ESTIMATION

The SYSLIN Procedure
Ordinary Least Squares Estimation

Parameter Estimates

Variable	DF	Parameter Estimate	Standard Error	t Value	Pr > t	Variable Label
d10	1	-0.14556	0.019045	-7.64	<.0001	BINARY VARIABLE-OCTOBER
d11	1	-0.07130	0.018743	-3.80	0.0002	BINARY VARIABLE-NOVEMBER
d05on	1	0.036881	0.015374	2.40	0.0172	BINARY VARIABLE-2005 ON
d064on	1	-0.00044	0.018688	-0.02	0.9813	BINARY VARIABLE-2006 4TH QTR ON
Jul12on	1	-0.24338	0.026325	-9.25	<.0001	BINARY VARIABLE-JULY 2012 ON

Durbin-Watson 1.761771
Number of Observations 266
First-Order Autocorrelation 0.116705

MINE POWER ENERGY SALES
MODEL RESIDUALS

time		Residual Values Sum
1991.000000	*****	0.050162
1991.0833333	***	0.027837
1991.1666667	*****	0.075449
1991.2500000	*****	-0.051873
1991.3333333	**	-0.021780
1991.4166667	*****	-0.050065
1991.5000000	*****	-0.061623
1991.5833333		0.003230
1991.6666667	*****	-0.050062
1991.7500000	*****	0.050069
1991.8333333	*****	0.092473
1991.9166667	*****	-0.059376
1992.0000000	**	-0.021042
1992.0833333	*	-0.008971
1992.1666667	*****	0.057432
1992.2500000	*****	-0.056420
1992.3333333	****	0.038954
1992.4166667	*	-0.012566
1992.5000000	*****	-0.062120
1992.5833333	****	0.035419
1992.6666667	*****	-0.056965
1992.7500000	*****	0.077262
1992.8333333	*****	0.083611
1992.9166667	***	-0.027392
1993.0000000	***	-0.031340
1993.0833333		0.004453
1993.1666667		0.002564
1993.2500000	*****	-0.061534
1993.3333333	****	0.041757
1993.4166667	*	0.013139
1993.5000000	****	-0.038196
1993.5833333	*****	0.107242
1993.6666667	*****	-0.068951
1993.7500000	*****	0.118244
1993.8333333	*****	0.050237
1993.9166667	*****	0.054271
1994.0000000	***	-0.026177
1994.0833333	*****	-0.057911
1994.1666667	****	0.036872
1994.2500000	****	-0.038907
1994.3333333	*****	0.080978
1994.4166667	****	0.035078
1994.5000000	****	-0.044529
1994.5833333	*****	0.063823
1994.6666667	***	-0.028648
1994.7500000	*****	0.101718
1994.8333333	****	0.036291
1994.9166667	**	0.016032

MINE POWER ENERGY SALES
MODEL RESIDUALS

1995.0000000	**	0.019343
1995.0833333	*****	0.071385
1995.1666667	**	0.024363
1995.2500000		-0.000360
1995.3333333	****	0.037593
1995.4166667	**	0.016628
1995.5000000	*****	-0.053750
1995.5833333	*****	0.048083
1995.6666667	*****	-0.051249
1995.7500000		0.000000
1995.8333333	**	-0.024374
1995.9166667	*****	-0.344226
1996.0000000	*****	-0.213430
1996.0833333	*****	0.080640
1996.1666667	*****	0.177052
1996.2500000	*****	0.071678
1996.3333333	*****	-0.087361
1996.4166667		-0.000123
1996.5000000	*	-0.014435
1996.5833333	***	-0.026013
1996.6666667		-0.000739
1996.7500000		0.004217
1996.8333333		-0.004954
1996.9166667	*****	0.070633
1997.0000000	****	0.037511
1997.0833333	**	-0.017409
1997.1666667	*****	-0.075915
1997.2500000	**	0.019781
1997.3333333	****	-0.041162
1997.4166667	**	-0.015864
1997.5000000	*****	-0.069622
1997.5833333		0.003320
1997.6666667	*****	-0.071034
1997.7500000	**	-0.021393
1997.8333333	**	-0.022804
1997.9166667	*	0.014945
1998.0000000	*	-0.010354
1998.0833333	*****	-0.058310
1998.1666667	*	-0.007873
1998.2500000	*****	0.047657
1998.3333333	**	-0.016401
1998.4166667	*****	-0.055756
1998.5000000	***	0.027182
1998.5833333	*	0.011795
1998.6666667	**	0.018558
1998.7500000	*****	-0.046539
1998.8333333	*	0.005698
1998.9166667	*****	0.249421
1999.0000000	*****	0.049217
1999.0833333	*****	-0.394017
1999.1666667	*****	-0.003915

MINE POWER ENERGY SALES
MODEL RESIDUALS

0.035887
-0.114873
-0.039064
0.045122
-0.032213
0.030990
-0.056144
-0.015405
-0.005083
-0.013599
-0.061412
-0.117005
-0.027994
-0.017163
-0.008966
-0.019138
-0.103940
0.112016
-0.006214
-0.049891
0.022301
0.044139
0.031529
-0.022631
0.044936
0.004525
0.085416
0.046691
-0.014125
0.019951
0.003852
0.017179
-0.016826
0.099362
0.071408
0.023028
0.061336
0.027880
-0.101832
0.051304
0.020402
0.023763
0.007907
-0.017232
0.030245
0.028865
0.016288
0.026056
-0.062781
-0.008726
0.031043

**

*

*
*
*
**
**

*
*
**
**
*

*

**

**
**

*
*
**
**
*

*
**
**
**
*

**
*

1999.250000
1999.333333
1999.166667
1999.500000
1999.583333
1999.666667
1999.750000
1999.833333
1999.916667
2000.000000
2000.083333
2000.166667
2000.250000
2000.333333
2000.416667
2000.500000
2000.583333
2000.666667
2000.750000
2000.833333
2000.916667
2001.000000
2001.083333
2001.166667
2001.250000
2001.333333
2001.416667
2001.500000
2001.583333
2001.666667
2001.750000
2001.833333
2001.916667
2002.000000
2002.083333
2002.166667
2002.250000
2002.333333
2002.416667
2002.500000
2002.583333
2002.666667
2002.750000
2002.833333
2002.916667
2003.000000
2003.083333
2003.166667
2003.250000
2003.333333
2003.416667

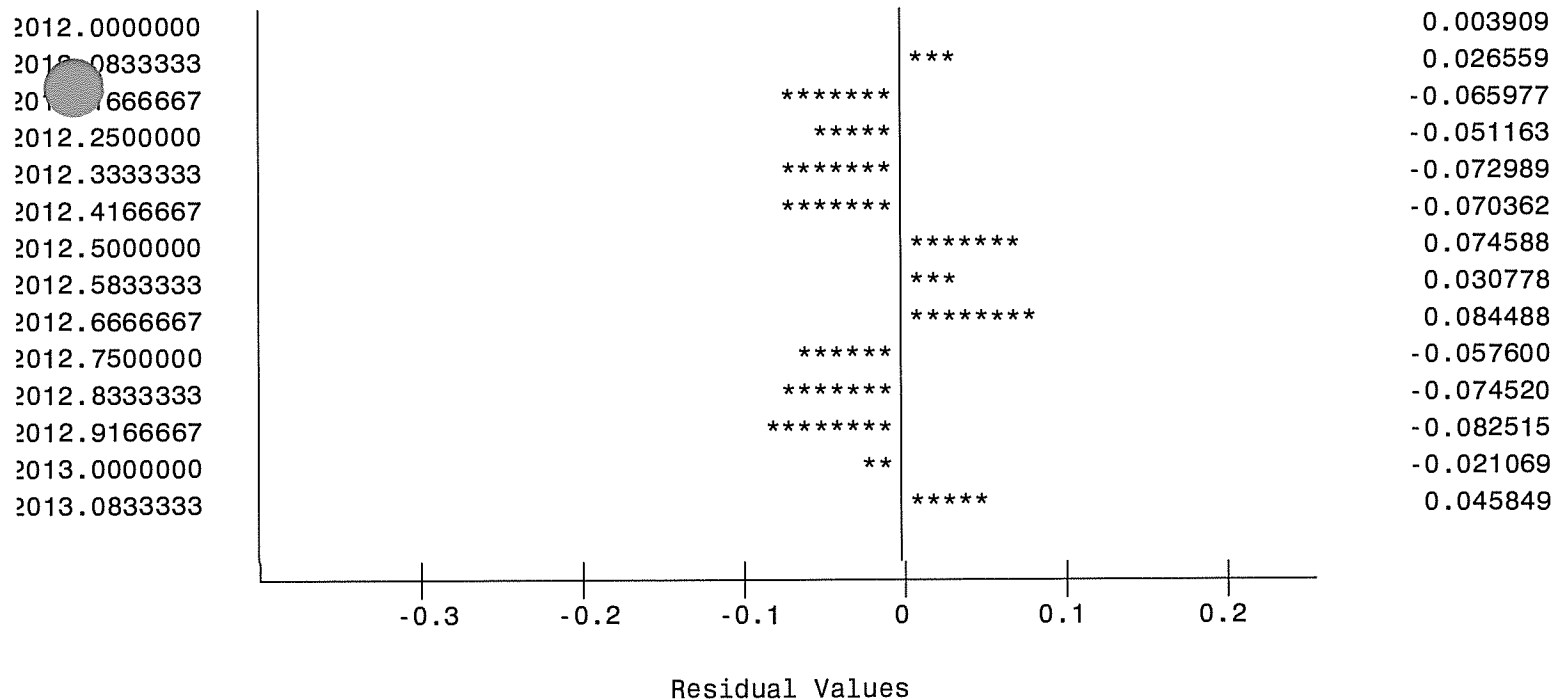
MINE POWER ENERGY SALES
MODEL RESIDUALS

2003.5000000	***	0.028436
2003.5833333	**	0.017343
2003.6666667	***	0.027889
2003.7500000	*	0.006863
2003.8333333	****	0.037744
2003.9166667	*	-0.006236
2004.0000000	*	0.013594
2004.0833333	****	0.035404
2004.1666667	***	-0.031461
2004.2500000	****	0.039493
2004.3333333	***	0.029877
2004.4166667		0.003662
2004.5000000	**	0.015398
2004.5833333	***	0.027794
2004.6666667	**	-0.022913
2004.7500000		0.004408
2004.8333333	*****	-0.051956
2004.9166667	*	-0.010199
2005.0000000	**	-0.022690
2005.0833333	*	-0.014056
2005.1666667	**	0.021508
2005.2500000	**	-0.023692
2005.3333333	***	-0.029872
2005.4166667	*****	0.058757
2005.5000000		-0.004291
2005.5833333	***	-0.033679
2005.6666667	*	-0.008275
2005.7500000	*****	-0.045299
2005.8333333	***	-0.034801
2005.9166667	*****	0.082485
2006.0000000	***	-0.028932
2006.0833333	**	0.021448
2006.1666667	*	-0.013996
2006.2500000	**	0.022369
2006.3333333	****	-0.040282
2006.4166667	**	0.020787
2006.5000000	**	0.021422
2006.5833333	*	-0.008842
2006.6666667	*****	0.059932
2006.7500000	*	0.006397
2006.8333333	***	0.029130
2006.9166667	***	0.032706
2007.0000000	*****	-0.047301
2007.0833333	*****	0.060326
2007.1666667	***	-0.026743
2007.2500000	*	0.011046
2007.3333333	**	-0.017276
2007.4166667	***	-0.029373
2007.5000000	**	-0.023117
2007.5833333	*****	-0.048126
2007.6666667		-0.004034

MINE POWER ENERGY SALES
MODEL RESIDUALS

2007.7500000	*****	-0.071780
2007.8333333	*****	-0.053853
2007.9166667	*****	-0.059041
2008.0000000	*	-0.011554
2008.0833333	*	-0.009719
2008.1666667	****	-0.043983
2008.2500000	*	0.005826
2008.3333333	*	0.006454
2008.4166667	***	0.031089
2008.5000000		0.001434
2008.5833333	*	0.011762
2008.6666667		0.000287
2008.7500000	**	-0.022997
2008.8333333	****	0.040768
2008.9166667	****	0.037391
2009.0000000	*****	0.066478
2009.0833333	*****	0.060838
2009.1666667	***	0.034006
2009.2500000	*****	0.062033
2009.3333333	***	0.029817
2009.4166667	***	-0.025528
2009.5000000	*****	-0.052875
2009.5833333	*****	-0.053387
2009.6666667	*	-0.009643
2009.7500000	*	-0.010401
2009.8333333	**	-0.020428
2009.9166667	***	-0.025897
2010.0000000	*	0.005064
2010.0833333	*****	0.046490
2010.1666667	***	-0.027151
2010.2500000	**	0.022886
2010.3333333	*****	0.157598
2010.4166667	****	0.037694
2010.5000000	*****	0.051515
2010.5833333	*****	-0.048160
2010.6666667	***	-0.029820
2010.7500000		0.000653
2010.8333333	****	-0.042599
2010.9166667	**	0.016435
2011.0000000	***	0.029845
2011.0833333	**	0.021350
2011.1666667	****	-0.041679
2011.2500000		0.001569
2011.3333333	*	0.012452
2011.4166667	*****	0.076205
2011.5000000	*****	0.080603
2011.5833333	*	-0.012505
2011.6666667	**	0.024459
2011.7500000	****	-0.043226
2011.8333333	**	0.019685
2011.9166667	*	0.009926

MINE POWER ENERGY SALES
MODEL RESIDUALS



MINE POWER ENERGY SALES
ACTUAL AND FORECAST

Year	ENERGY SALES	GROWTH RATE
1984	851.19	.
1985	890.554	4.6
1986	881.696	-1.0
1987	902.84	2.4
1988	911.859	1.0
1989	984.603	8.0
1990	1041.789	5.8
1991	1039.883	-0.2
1992	1057.457	1.7
1993	1084.543	2.6
1994	1106.365	2.0
1995	1073.916	-2.9
1996	1099.599	2.4
1997	1083.644	-1.5
1998	1125.329	3.8
1999	1053.809	-6.4
2000	1064.271	1.0
2001	1131.507	6.3
2002	1120.078	-1.0
2003	1083.831	-3.2
2004	1070.281	-1.3
2005	1101.528	2.9
2006	1103.476	0.2
2007	1035.241	-6.2
2008	1066.54	3.0
2009	1006.26	-5.7
2010	979.0084	-2.7
2011	961.8455	-1.8
2012	779.3772	-19.0
2013	693.2906	-11.0
2014	672.8727	-2.9
2015	671.006	-0.3
2016	677.2272	0.9
2017	679.8264	0.4
2018	677.4984	-0.3
2019	676.5194	-0.1
2020	677.9142	0.2
2021	676.7515	-0.2
2022	683.7763	1.0
2023	687.19	0.5
2024	685.9161	-0.2
2025	683.465	-0.4
2026	684.5279	0.2
2027	683.8461	-0.1
2028	681.6467	-0.3
2029	683.9661	0.3
2030	688.6194	0.7

MINE POWER ENERGY SALES
ACTUAL AND FORECAST

Year	ENERGY SALES	GROWTH RATE
2031	686.9187	-0.2
2032	683.6504	-0.5
2033	680.8463	-0.4
2034	682.0303	0.2
2035	682.651	0.1
2036	676.1311	-1.0
2037	678.1244	0.3
2038	674.3644	-0.6
2039	672.1888	-0.3
2040	668.9542	-0.5
2041	666.7032	-0.3
2042	664.5479	-0.3

LONG-TERM OTHER RETAIL

OTHER ULTIMATE ENERGY SALES
ENDOGENOUS VARIABLES

The MEANS Procedure

Variable	Label	Mean
YEAR	YEAR	2020.00
MONTH	MONTH	6.5000000
eu_kpc		0.8841656

OTHER ULTIMATE ENERGY SALES
ENDOGENOUS VARIABLES

Obs	YEAR	MONTH	eu_kpc
1	1998	1	1.06283
2	1998	2	0.90689
3	1998	3	0.90137
4	1998	4	0.80129
5	1998	5	0.73849
6	1998	6	0.67940
7	1998	7	0.71559
8	1998	8	0.77118
9	1998	9	0.84374
10	1998	10	0.95099
11	1998	11	1.00279
12	1998	12	1.10940
13	1999	1	1.09189
14	1999	2	0.93642
15	1999	3	0.93171
16	1999	4	0.81922
17	1999	5	0.74254
18	1999	6	0.69313
19	1999	7	0.72939
20	1999	8	0.79972
21	1999	9	0.84976
22	1999	10	0.97333
23	1999	11	1.01448
24	1999	12	1.11025
25	2000	1	1.10428
26	2000	2	0.93844
27	2000	3	0.93904
28	2000	4	0.81786
29	2000	5	0.75552
30	2000	6	0.70590
31	2000	7	0.74451
32	2000	8	0.80354
33	2000	9	0.89005
34	2000	10	0.97379
35	2000	11	1.02940
36	2000	12	1.12982
37	2001	1	1.12228
38	2001	2	0.96951
39	2001	3	0.96180
40	2001	4	0.85041
41	2001	5	0.78588
42	2001	6	0.73587
43	2001	7	0.75816
44	2001	8	0.82713
45	2001	9	0.89998
46	2001	10	1.00416
47	2001	11	1.10660
48	2001	12	1.17100
49	2002	1	1.16263

OTHER ULTIMATE ENERGY SALES
ENDOGENOUS VARIABLES

Obs	YEAR	MONTH	eu_kpc
50	2002	2	0.99117
51	2002	3	0.98106
52	2002	4	0.88009
53	2002	5	0.79392
54	2002	6	0.74173
55	2002	7	0.77879
56	2002	8	0.83947
57	2002	9	0.91337
58	2002	10	1.02456
59	2002	11	1.08125
60	2002	12	1.16199
61	2003	1	1.17123
62	2003	2	0.99112
63	2003	3	0.97869
64	2003	4	0.86715
65	2003	5	0.79894
66	2003	6	0.74214
67	2003	7	0.76475
68	2003	8	0.82577
69	2003	9	0.90270
70	2003	10	1.00978
71	2003	11	1.04978
72	2003	12	1.12278
73	2004	1	1.18553
74	2004	2	0.97821
75	2004	3	0.96943
76	2004	4	0.86591
77	2004	5	0.75731
78	2004	6	0.72494
79	2004	7	0.74666
80	2004	8	0.80951
81	2004	9	0.88595
82	2004	10	0.99674
83	2004	11	1.05173
84	2004	12	1.15778
85	2005	1	1.14509
86	2005	2	0.96673
87	2005	3	0.95597
88	2005	4	0.79365
89	2005	5	0.68565
90	2005	6	0.61691
91	2005	7	0.63775
92	2005	8	0.71522
93	2005	9	0.69408
94	2005	10	0.80116
95	2005	11	1.10808
96	2005	12	1.02658
97	2006	1	1.02473
98	2006	2	0.88870

OTHER ULTIMATE ENERGY SALES
ENDOGENOUS VARIABLES

Obs	YEAR	MONTH	eu_kpc
99	2006	3	0.85814
100	2006	4	0.74208
101	2006	5	0.65944
102	2006	6	0.60989
103	2006	7	0.63599
104	2006	8	0.71112
105	2006	9	0.78463
106	2006	10	0.90938
107	2006	11	0.95315
108	2006	12	1.03998
109	2007	1	1.03907
110	2007	2	0.88329
111	2007	3	0.86910
112	2007	4	0.75104
113	2007	5	0.67656
114	2007	6	0.56317
115	2007	7	0.52923
116	2007	8	0.45746
117	2007	9	1.26935
118	2007	10	0.97625
119	2007	11	0.91156
120	2007	12	1.08929
121	2008	1	1.09992
122	2008	2	0.93914
123	2008	3	0.89712
124	2008	4	0.81564
125	2008	5	0.64535
126	2008	6	0.57509
127	2008	7	0.74351
128	2008	8	0.77127
129	2008	9	0.74077
130	2008	10	0.98584
131	2008	11	0.83755
132	2008	12	1.24351
133	2009	1	0.97388
134	2009	2	0.91854
135	2009	3	0.98697
136	2009	4	0.74234
137	2009	5	0.65794
138	2009	6	0.68685
139	2009	7	0.62025
140	2009	8	0.67780
141	2009	9	0.91464
142	2009	10	0.97426
143	2009	11	0.99548
144	2009	12	1.08904
145	2010	1	0.90176
146	2010	2	1.10020
147	2010	3	0.90418

OTHER ULTIMATE ENERGY SALES
ENDOGENOUS VARIABLES

Obs	YEAR	MONTH	eu_kpc
148	2010	4	0.78206
149	2010	5	0.70602
150	2010	6	0.51642
151	2010	7	0.86112
152	2010	8	0.74246
153	2010	9	0.78680
154	2010	10	0.94067
155	2010	11	1.02789
156	2010	12	1.04487
157	2011	1	0.99313
158	2011	2	0.76130
159	2011	3	1.03511
160	2011	4	1.01992
161	2011	5	0.70972
162	2011	6	0.65768
163	2011	7	0.63162
164	2011	8	0.70843
165	2011	9	0.85429
166	2011	10	1.07382
167	2011	11	1.02643
168	2011	12	1.11911
169	2012	1	1.11217
170	2012	2	0.94644
171	2012	3	0.93148
172	2012	4	0.79984
173	2012	5	0.71781
174	2012	6	0.65138
175	2012	7	0.68631
176	2012	8	0.74673
177	2012	9	0.83680
178	2012	10	0.96215
179	2012	11	1.01882
180	2012	12	1.11477
181	2013	1	1.12156
182	2013	2	0.94954
183	2013	3	.
184	2013	4	.
185	2013	5	.
186	2013	6	.
187	2013	7	.
188	2013	8	.
189	2013	9	.
190	2013	10	.
191	2013	11	.
192	2013	12	.
193	2014	1	.
194	2014	2	.
195	2014	3	.
196	2014	4	.

OTHER ULTIMATE ENERGY SALES
ENDOGENOUS VARIABLES

Obs	YEAR	MONTH	eu_kpc
197	2014	5	.
198	2014	6	.
199	2014	7	.
200	2014	8	.
201	2014	9	.
202	2014	10	.
203	2014	11	.
204	2014	12	.
205	2015	1	.
206	2015	2	.
207	2015	3	.
208	2015	4	.
209	2015	5	.
210	2015	6	.
211	2015	7	.
212	2015	8	.
213	2015	9	.
214	2015	10	.
215	2015	11	.
216	2015	12	.
217	2016	1	.
218	2016	2	.
219	2016	3	.
220	2016	4	.
221	2016	5	.
222	2016	6	.
223	2016	7	.
224	2016	8	.
225	2016	9	.
226	2016	10	.
227	2016	11	.
228	2016	12	.
229	2017	1	.
230	2017	2	.
231	2017	3	.
232	2017	4	.
233	2017	5	.
234	2017	6	.
235	2017	7	.
236	2017	8	.
237	2017	9	.
238	2017	10	.
239	2017	11	.
240	2017	12	.
241	2018	1	.
242	2018	2	.
243	2018	3	.
244	2018	4	.
245	2018	5	.

OTHER ULTIMATE ENERGY SALES
ENDOGENOUS VARIABLES

Obs	YEAR	MONTH	eu_kpc
246	2018	6	.
247	2018	7	.
248	2018	8	.
249	2018	9	.
250	2018	10	.
251	2018	11	.
252	2018	12	.
253	2019	1	.
254	2019	2	.
255	2019	3	.
256	2019	4	.
257	2019	5	.
258	2019	6	.
259	2019	7	.
260	2019	8	.
261	2019	9	.
262	2019	10	.
263	2019	11	.
264	2019	12	.
265	2020	1	.
266	2020	2	.
267	2020	3	.
268	2020	4	.
269	2020	5	.
270	2020	6	.
271	2020	7	.
272	2020	8	.
273	2020	9	.
274	2020	10	.
275	2020	11	.
276	2020	12	.
277	2021	1	.
278	2021	2	.
279	2021	3	.
280	2021	4	.
281	2021	5	.
282	2021	6	.
283	2021	7	.
284	2021	8	.
285	2021	9	.
286	2021	10	.
287	2021	11	.
288	2021	12	.
289	2022	1	.
290	2022	2	.
291	2022	3	.
292	2022	4	.
293	2022	5	.
294	2022	6	.

OTHER ULTIMATE ENERGY SALES
ENDOGENOUS VARIABLES

Obs	YEAR	MONTH	eu_kpc
295	2022	7	.
296	2022	8	.
297	2022	9	.
298	2022	10	.
299	2022	11	.
300	2022	12	.
301	2023	1	.
302	2023	2	.
303	2023	3	.
304	2023	4	.
305	2023	5	.
306	2023	6	.
307	2023	7	.
308	2023	8	.
309	2023	9	.
310	2023	10	.
311	2023	11	.
312	2023	12	.
313	2024	1	.
314	2024	2	.
315	2024	3	.
316	2024	4	.
317	2024	5	.
318	2024	6	.
319	2024	7	.
320	2024	8	.
321	2024	9	.
322	2024	10	.
323	2024	11	.
324	2024	12	.
325	2025	1	.
326	2025	2	.
327	2025	3	.
328	2025	4	.
329	2025	5	.
330	2025	6	.
331	2025	7	.
332	2025	8	.
333	2025	9	.
334	2025	10	.
335	2025	11	.
336	2025	12	.
337	2026	1	.
338	2026	2	.
339	2026	3	.
340	2026	4	.
341	2026	5	.
342	2026	6	.
343	2026	7	.

OTHER ULTIMATE ENERGY SALES
ENDOGENOUS VARIABLES

Obs	YEAR	MONTH	eu_kpc
344	2026	8	.
345	2026	9	.
346	2026	10	.
347	2026	11	.
348	2026	12	.
349	2027	1	.
350	2027	2	.
351	2027	3	.
352	2027	4	.
353	2027	5	.
354	2027	6	.
355	2027	7	.
356	2027	8	.
357	2027	9	.
358	2027	10	.
359	2027	11	.
360	2027	12	.
361	2028	1	.
362	2028	2	.
363	2028	3	.
364	2028	4	.
365	2028	5	.
366	2028	6	.
367	2028	7	.
368	2028	8	.
369	2028	9	.
370	2028	10	.
371	2028	11	.
372	2028	12	.
373	2029	1	.
374	2029	2	.
375	2029	3	.
376	2029	4	.
377	2029	5	.
378	2029	6	.
379	2029	7	.
380	2029	8	.
381	2029	9	.
382	2029	10	.
383	2029	11	.
384	2029	12	.
385	2030	1	.
386	2030	2	.
387	2030	3	.
388	2030	4	.
389	2030	5	.
390	2030	6	.
391	2030	7	.
392	2030	8	.

OTHER ULTIMATE ENERGY SALES
ENDOGENOUS VARIABLES

Obs	YEAR	MONTH	eu_kpc
393	2030	9	.
394	2030	10	.
395	2030	11	.
396	2030	12	.
397	2031	1	.
398	2031	2	.
399	2031	3	.
400	2031	4	.
401	2031	5	.
402	2031	6	.
403	2031	7	.
404	2031	8	.
405	2031	9	.
406	2031	10	.
407	2031	11	.
408	2031	12	.
409	2032	1	.
410	2032	2	.
411	2032	3	.
412	2032	4	.
413	2032	5	.
414	2032	6	.
415	2032	7	.
416	2032	8	.
417	2032	9	.
418	2032	10	.
419	2032	11	.
420	2032	12	.
421	2033	1	.
422	2033	2	.
423	2033	3	.
424	2033	4	.
425	2033	5	.
426	2033	6	.
427	2033	7	.
428	2033	8	.
429	2033	9	.
430	2033	10	.
431	2033	11	.
432	2033	12	.
433	2034	1	.
434	2034	2	.
435	2034	3	.
436	2034	4	.
437	2034	5	.
438	2034	6	.
439	2034	7	.
440	2034	8	.
441	2034	9	.

OTHER ULTIMATE ENERGY SALES
ENDOGENOUS VARIABLES

Obs	YEAR	MONTH	eu_kpc
442	2034	10	.
443	2034	11	.
444	2034	12	.
445	2035	1	.
446	2035	2	.
447	2035	3	.
448	2035	4	.
449	2035	5	.
450	2035	6	.
451	2035	7	.
452	2035	8	.
453	2035	9	.
454	2035	10	.
455	2035	11	.
456	2035	12	.
457	2036	1	.
458	2036	2	.
459	2036	3	.
460	2036	4	.
461	2036	5	.
462	2036	6	.
463	2036	7	.
464	2036	8	.
465	2036	9	.
466	2036	10	.
467	2036	11	.
468	2036	12	.
469	2037	1	.
470	2037	2	.
471	2037	3	.
472	2037	4	.
473	2037	5	.
474	2037	6	.
475	2037	7	.
476	2037	8	.
477	2037	9	.
478	2037	10	.
479	2037	11	.
480	2037	12	.
481	2038	1	.
482	2038	2	.
483	2038	3	.
484	2038	4	.
485	2038	5	.
486	2038	6	.
487	2038	7	.
488	2038	8	.
489	2038	9	.
490	2038	10	.

OTHER ULTIMATE ENERGY SALES
ENDOGENOUS VARIABLES

Obs	YEAR	MONTH	eu_kpc
491	2038	11	.
492	2038	12	.
493	2039	1	.
494	2039	2	.
495	2039	3	.
496	2039	4	.
497	2039	5	.
498	2039	6	.
499	2039	7	.
500	2039	8	.
501	2039	9	.
502	2039	10	.
503	2039	11	.
504	2039	12	.
505	2040	1	.
506	2040	2	.
507	2040	3	.
508	2040	4	.
509	2040	5	.
510	2040	6	.
511	2040	7	.
512	2040	8	.
513	2040	9	.
514	2040	10	.
515	2040	11	.
516	2040	12	.
517	2041	1	.
518	2041	2	.
519	2041	3	.
520	2041	4	.
521	2041	5	.
522	2041	6	.
523	2041	7	.
524	2041	8	.
525	2041	9	.
526	2041	10	.
527	2041	11	.
528	2041	12	.
529	2042	1	.
530	2042	2	.
531	2042	3	.
532	2042	4	.
533	2042	5	.
534	2042	6	.
535	2042	7	.
536	2042	8	.
537	2042	9	.
538	2042	10	.
539	2042	11	.

OTHER ULTIMATE ENERGY SALES
ENDOGENOUS VARIABLES

Obs	YEAR	MONTH	eu_kpc
540	2042	12	.

OTHER ULTIMATE ENERGY SALES
EXOGENOUS VARIABLES

The MEANS Procedure

Variable	Label	Mean
YEAR	YEAR	2020.00
MONTH	MONTH	6.5000000
LCOM	SERVICE AREA COMMERCIAL EMPLOYMENT	99.6471222
d052on	BINARY VARIABLE-2005 2ND QTR ON	0.8388889
d1	BINARY VARIABLE-JANUARY	0.0833333
d2	BINARY VARIABLE-FEBRUARY	0.0833333
d3	BINARY VARIABLE-MARCH	0.0833333
d4	BINARY VARIABLE-APRIL	0.0833333
d5	BINARY VARIABLE-MAY	0.0833333
d6	BINARY VARIABLE-JUNE	0.0833333
d7	BINARY VARIABLE-JULY	0.0833333
d8	BINARY VARIABLE-AUGUST	0.0833333
d9	BINARY VARIABLE-SEPTEMBER	0.0833333
d10	BINARY VARIABLE-OCTOBER	0.0833333
d11	BINARY VARIABLE-NOVEMBER	0.0833333
sep07	BINARY VARIABLE-SEPTEMBER 2007	0.0018519
aug07	BINARY VARIABLE-AUGUST 2007	0.0018519
jan11on	BINARY VARIABLE-JANUARY 2011 ON	0.7111111
apr12on	BINARY VARIABLE-APRIL 2012 ON	0.6833333

OTHER ULTIMATE ENERGY SALES
EXOGENOUS VARIABLES

Obs	YEAR	MONTH	LCOM	d052on	d1	d2	d3	d4	d5	d6	d7	d8	d9	d10	d11	sep07	aug07	jan11on	apr12on
345	2026	8	104.069	1	0	0	0	0	0	0	0	1	0	0	0	0	0	1	1
346	2026	9	104.073	1	0	0	0	0	0	0	0	0	1	0	0	0	0	1	1
347	2026	10	104.094	1	0	0	0	0	0	0	0	0	0	1	0	0	0	1	1
348	2026	11	104.103	1	0	0	0	0	0	0	0	0	0	0	1	0	0	1	1
349	2026	12	104.114	1	0	0	0	0	0	0	0	0	0	0	0	0	0	1	1
350	2027	1	104.118	1	1	0	0	0	0	0	0	0	0	0	0	0	0	1	1
351	2027	2	104.130	1	0	1	0	0	0	0	0	0	0	0	0	0	0	1	1
352	2027	3	104.142	1	0	0	1	0	0	0	0	0	0	0	0	0	0	1	1
353	2027	4	104.145	1	0	0	0	1	0	0	0	0	0	0	0	0	0	1	1
354	2027	5	104.155	1	0	0	0	0	1	0	0	0	0	0	0	0	0	1	1
355	2027	6	104.161	1	0	0	0	0	0	1	0	0	0	0	0	0	0	1	1
356	2027	7	104.164	1	0	0	0	0	0	0	1	0	0	0	0	0	0	1	1
357	2027	8	104.172	1	0	0	0	0	0	0	0	1	0	0	0	0	0	1	1
358	2027	9	104.177	1	0	0	0	0	0	0	0	0	1	0	0	0	0	1	1
359	2027	10	104.182	1	0	0	0	0	0	0	0	0	0	1	0	0	0	1	1
360	2027	11	104.182	1	0	0	0	0	0	0	0	0	0	0	1	0	0	1	1
361	2027	12	104.187	1	0	0	0	0	0	0	0	0	0	0	0	0	0	1	1
362	2028	1	104.190	1	1	0	0	0	0	0	0	0	0	0	0	0	0	1	1
363	2028	2	104.189	1	0	1	0	0	0	0	0	0	0	0	0	0	0	1	1
364	2028	3	104.199	1	0	0	1	0	0	0	0	0	0	0	0	0	0	1	1
365	2028	4	104.201	1	0	0	0	1	0	0	0	0	0	0	0	0	0	1	1
366	2028	5	104.208	1	0	0	0	0	1	0	0	0	0	0	0	0	0	1	1
367	2028	6	104.209	1	0	0	0	0	0	1	0	0	0	0	0	0	0	1	1
368	2028	7	104.212	1	0	0	0	0	0	0	1	0	0	0	0	0	0	1	1
369	2028	8	104.213	1	0	0	0	0	0	0	0	1	0	0	0	0	0	1	1
370	2028	9	104.213	1	0	0	0	0	0	0	0	0	1	0	0	0	0	1	1
371	2028	10	104.219	1	0	0	0	0	0	0	0	0	0	1	0	0	0	1	1
372	2028	11	104.221	1	0	0	0	0	0	0	0	0	0	0	1	0	0	1	1
373	2028	12	104.216	1	0	0	0	0	0	0	0	0	0	0	0	0	0	1	1
374	2029	1	104.222	1	1	0	0	0	0	0	0	0	0	0	0	0	0	1	1
375	2029	2	104.220	1	0	1	0	0	0	0	0	0	0	0	0	0	0	1	1
376	2029	3	104.223	1	0	0	1	0	0	0	0	0	0	0	0	0	0	1	1
377	2029	4	104.225	1	0	0	0	1	0	0	0	0	0	0	0	0	0	1	1
378	2029	5	104.228	1	0	0	0	0	1	0	0	0	0	0	0	0	0	1	1
379	2029	6	104.225	1	0	0	0	0	0	1	0	0	0	0	0	0	0	1	1
380	2029	7	104.229	1	0	0	0	0	0	0	1	0	0	0	0	0	0	1	1
381	2029	8	104.230	1	0	0	0	0	0	0	0	1	0	0	0	0	0	1	1
382	2029	9	104.227	1	0	0	0	0	0	0	0	0	1	0	0	0	0	1	1
383	2029	10	104.230	1	0	0	0	0	0	0	0	0	0	1	0	0	0	1	1
384	2029	11	104.234	1	0	0	0	0	0	0	0	0	0	0	1	0	0	1	1
385	2029	12	104.228	1	0	0	0	0	0	0	0	0	0	0	0	0	0	1	1
386	2030	1	104.229	1	1	0	0	0	0	0	0	0	0	0	0	0	0	1	1
387	2030	2	104.236	1	0	1	0	0	0	0	0	0	0	0	0	0	0	1	1
388	2030	3	104.233	1	0	0	1	0	0	0	0	0	0	0	0	0	0	1	1
389	2030	4	104.226	1	0	0	0	1	0	0	0	0	0	0	0	0	0	1	1
390	2030	5	104.231	1	0	0	0	0	1	0	0	0	0	0	0	0	0	1	1
391	2030	6	104.225	1	0	0	0	0	0	1	0	0	0	0	0	0	0	1	1
392	2030	7	104.221	1	0	0	0	0	0	0	1	0	0	0	0	0	0	1	1
393	2030	8	104.221	1	0	0	0	0	0	0	0	1	0	0	0	0	0	1	1

OTHER ULTIMATE ENERGY SALES
EXOGENOUS VARIABLES

Obs	YEAR	MONTH	LCOM	d052on	d1	d2	d3	d4	d5	d6	d7	d8	d9	d10	d11	sep07	aug07	jan11on	apr12on
394	2030	9	104.213	1	0	0	0	0	0	0	0	0	1	0	0	0	0	1	1
395	2030	10	104.217	1	0	0	0	0	0	0	0	0	0	1	0	0	0	1	1
396	2030	11	104.205	1	0	0	0	0	0	0	0	0	0	0	1	0	0	1	1
397	2030	12	104.203	1	0	0	0	0	0	0	0	0	0	0	0	0	0	1	1
398	2031	1	104.203	1	1	0	0	0	0	0	0	0	0	0	0	0	0	1	1
399	2031	2	104.202	1	0	1	0	0	0	0	0	0	0	0	0	0	0	1	1
400	2031	3	104.198	1	0	0	1	0	0	0	0	0	0	0	0	0	0	1	1
401	2031	4	104.193	1	0	0	0	1	0	0	0	0	0	0	0	0	0	1	1
402	2031	5	104.184	1	0	0	0	0	1	0	0	0	0	0	0	0	0	1	1
403	2031	6	104.178	1	0	0	0	0	0	1	0	0	0	0	0	0	0	1	1
404	2031	7	104.169	1	0	0	0	0	0	0	1	0	0	0	0	0	0	1	1
405	2031	8	104.164	1	0	0	0	0	0	0	0	1	0	0	0	0	0	1	1
406	2031	9	104.155	1	0	0	0	0	0	0	0	0	1	0	0	0	0	1	1
407	2031	10	104.150	1	0	0	0	0	0	0	0	0	0	1	0	0	0	1	1
408	2031	11	104.141	1	0	0	0	0	0	0	0	0	0	0	1	0	0	1	1
409	2031	12	104.135	1	0	0	0	0	0	0	0	0	0	0	0	0	0	1	1
410	2032	1	104.118	1	1	0	0	0	0	0	0	0	0	0	0	0	0	1	1
411	2032	2	104.108	1	0	1	0	0	0	0	0	0	0	0	0	0	0	1	1
412	2032	3	104.100	1	0	0	1	0	0	0	0	0	0	0	0	0	0	1	1
413	2032	4	104.090	1	0	0	0	1	0	0	0	0	0	0	0	0	0	1	1
414	2032	5	104.084	1	0	0	0	0	1	0	0	0	0	0	0	0	0	1	1
415	2032	6	104.067	1	0	0	0	0	0	1	0	0	0	0	0	0	0	1	1
416	2032	7	104.061	1	0	0	0	0	0	0	1	0	0	0	0	0	0	1	1
417	2032	8	104.051	1	0	0	0	0	0	0	0	1	0	0	0	0	0	1	1
418	2032	9	104.029	1	0	0	0	0	0	0	0	0	1	0	0	0	0	1	1
419	2032	10	104.016	1	0	0	0	0	0	0	0	0	0	1	0	0	0	1	1
420	2032	11	103.993	1	0	0	0	0	0	0	0	0	0	0	1	0	0	1	1
421	2032	12	103.977	1	0	0	0	0	0	0	0	0	0	0	0	0	0	1	1
422	2033	1	103.962	1	1	0	0	0	0	0	0	0	0	0	0	0	0	1	1
423	2033	2	103.942	1	0	1	0	0	0	0	0	0	0	0	0	0	0	1	1
424	2033	3	103.923	1	0	0	1	0	0	0	0	0	0	0	0	0	0	1	1
425	2033	4	103.908	1	0	0	0	1	0	0	0	0	0	0	0	0	0	1	1
426	2033	5	103.890	1	0	0	0	0	1	0	0	0	0	0	0	0	0	1	1
427	2033	6	103.880	1	0	0	0	0	0	1	0	0	0	0	0	0	0	1	1
428	2033	7	103.873	1	0	0	0	0	0	0	1	0	0	0	0	0	0	1	1
429	2033	8	103.858	1	0	0	0	0	0	0	0	1	0	0	0	0	0	1	1
430	2033	9	103.843	1	0	0	0	0	0	0	0	0	1	0	0	0	0	1	1
431	2033	10	103.839	1	0	0	0	0	0	0	0	0	0	1	0	0	0	1	1
432	2033	11	103.830	1	0	0	0	0	0	0	0	0	0	0	1	0	0	1	1
433	2033	12	103.827	1	0	0	0	0	0	0	0	0	0	0	0	0	0	1	1
434	2034	1	103.818	1	1	0	0	0	0	0	0	0	0	0	0	0	0	1	1
435	2034	2	103.819	1	0	1	0	0	0	0	0	0	0	0	0	0	0	1	1
436	2034	3	103.818	1	0	0	1	0	0	0	0	0	0	0	0	0	0	1	1
437	2034	4	103.808	1	0	0	0	1	0	0	0	0	0	0	0	0	0	1	1
438	2034	5	103.821	1	0	0	0	0	1	0	0	0	0	0	0	0	0	1	1
439	2034	6	103.833	1	0	0	0	0	0	1	0	0	0	0	0	0	0	1	1
440	2034	7	103.838	1	0	0	0	0	0	0	1	0	0	0	0	0	0	1	1
441	2034	8	103.849	1	0	0	0	0	0	0	0	1	0	0	0	0	0	1	1
442	2034	9	103.862	1	0	0	0	0	0	0	0	0	1	0	0	0	0	1	1

OTHER ULTIMATE ENERGY SALES
EXOGENOUS VARIABLES

Obs	YEAR	MONTH	LCOM	d052on	d1	d2	d3	d4	d5	d6	d7	d8	d9	d10	d11	sep07	aug07	jan11on	apr12on
442	2034	10	103.878	1	0	0	0	0	0	0	0	0	0	1	0	0	0	1	1
443	2034	11	103.892	1	0	0	0	0	0	0	0	0	0	0	1	0	0	1	1
444	2034	12	103.912	1	0	0	0	0	0	0	0	0	0	0	0	0	0	1	1
445	2035	1	103.939	1	1	0	0	0	0	0	0	0	0	0	0	0	0	1	1
446	2035	2	103.955	1	0	1	0	0	0	0	0	0	0	0	0	0	0	1	1
447	2035	3	103.987	1	0	0	1	0	0	0	0	0	0	0	0	0	0	1	1
448	2035	4	104.015	1	0	0	0	1	0	0	0	0	0	0	0	0	0	1	1
449	2035	5	104.039	1	0	0	0	0	1	0	0	0	0	0	0	0	0	1	1
450	2035	6	104.072	1	0	0	0	0	0	1	0	0	0	0	0	0	0	1	1
451	2035	7	104.099	1	0	0	0	0	0	0	1	0	0	0	0	0	0	1	1
452	2035	8	104.135	1	0	0	0	0	0	0	0	1	0	0	0	0	0	1	1
453	2035	9	104.168	1	0	0	0	0	0	0	0	0	1	0	0	0	0	1	1
454	2035	10	104.205	1	0	0	0	0	0	0	0	0	0	1	0	0	0	1	1
455	2035	11	104.246	1	0	0	0	0	0	0	0	0	0	0	1	0	0	1	1
456	2035	12	104.284	1	0	0	0	0	0	0	0	0	0	0	0	0	0	1	1
457	2036	1	104.321	1	1	0	0	0	0	0	0	0	0	0	0	0	0	1	1
458	2036	2	104.351	1	0	1	0	0	0	0	0	0	0	0	0	0	0	1	1
459	2036	3	104.397	1	0	0	1	0	0	0	0	0	0	0	0	0	0	1	1
460	2036	4	104.434	1	0	0	0	1	0	0	0	0	0	0	0	0	0	1	1
461	2036	5	104.484	1	0	0	0	0	1	0	0	0	0	0	0	0	0	1	1
462	2036	6	104.529	1	0	0	0	0	0	1	0	0	0	0	0	0	0	1	1
463	2036	7	104.575	1	0	0	0	0	0	0	1	0	0	0	0	0	0	1	1
464	2036	8	104.612	1	0	0	0	0	0	0	0	1	0	0	0	0	0	1	1
465	2036	9	104.660	1	0	0	0	0	0	0	0	0	1	0	0	0	0	1	1
466	2036	10	104.706	1	0	0	0	0	0	0	0	0	0	1	0	0	0	1	1
467	2036	11	104.753	1	0	0	0	0	0	0	0	0	0	0	1	0	0	1	1
468	2036	12	104.796	1	0	0	0	0	0	0	0	0	0	0	0	0	0	1	1
469	2037	1	104.833	1	1	0	0	0	0	0	0	0	0	0	0	0	0	1	1
470	2037	2	104.879	1	0	1	0	0	0	0	0	0	0	0	0	0	0	1	1
471	2037	3	104.923	1	0	0	1	0	0	0	0	0	0	0	0	0	0	1	1
472	2037	4	104.961	1	0	0	0	1	0	0	0	0	0	0	0	0	0	1	1
473	2037	5	105.004	1	0	0	0	0	1	0	0	0	0	0	0	0	0	1	1
474	2037	6	105.044	1	0	0	0	0	0	1	0	0	0	0	0	0	0	1	1
475	2037	7	105.077	1	0	0	0	0	0	0	1	0	0	0	0	0	0	1	1
476	2037	8	105.109	1	0	0	0	0	0	0	0	1	0	0	0	0	0	1	1
477	2037	9	105.140	1	0	0	0	0	0	0	0	0	1	0	0	0	0	1	1
478	2037	10	105.168	1	0	0	0	0	0	0	0	0	0	1	0	0	0	1	1
479	2037	11	105.197	1	0	0	0	0	0	0	0	0	0	0	1	0	0	1	1
480	2037	12	105.238	1	0	0	0	0	0	0	0	0	0	0	0	0	0	1	1
481	2038	1	105.260	1	1	0	0	0	0	0	0	0	0	0	0	0	0	1	1
482	2038	2	105.290	1	0	1	0	0	0	0	0	0	0	0	0	0	0	1	1
483	2038	3	105.317	1	0	0	1	0	0	0	0	0	0	0	0	0	0	1	1
484	2038	4	105.343	1	0	0	0	1	0	0	0	0	0	0	0	0	0	1	1
485	2038	5	105.364	1	0	0	0	0	1	0	0	0	0	0	0	0	0	1	1
486	2038	6	105.397	1	0	0	0	0	0	1	0	0	0	0	0	0	0	1	1
487	2038	7	105.421	1	0	0	0	0	0	0	1	0	0	0	0	0	0	1	1
488	2038	8	105.460	1	0	0	0	0	0	0	0	1	0	0	0	0	0	1	1
489	2038	9	105.485	1	0	0	0	0	0	0	0	0	1	0	0	0	0	1	1
490	2038	10	105.529	1	0	0	0	0	0	0	0	0	0	1	0	0	0	1	1

OTHER ULTIMATE ENERGY SALES
EXOGENOUS VARIABLES

Obs	YEAR	MONTH	LCOM	d052on	d1	d2	d3	d4	d5	d6	d7	d8	d9	d10	d11	sep07	aug07	jan11on	apr12on
492	2038	11	105.560	1	0	0	0	0	0	0	0	0	0	0	1	0	0	1	1
492	2038	12	105.590	1	0	0	0	0	0	0	0	0	0	0	0	0	0	1	1
493	2039	1	105.626	1	1	0	0	0	0	0	0	0	0	0	0	0	0	1	1
494	2039	2	105.657	1	0	1	0	0	0	0	0	0	0	0	0	0	0	1	1
495	2039	3	105.695	1	0	0	1	0	0	0	0	0	0	0	0	0	0	1	1
496	2039	4	105.726	1	0	0	0	1	0	0	0	0	0	0	0	0	0	1	1
497	2039	5	105.756	1	0	0	0	0	1	0	0	0	0	0	0	0	0	1	1
498	2039	6	105.796	1	0	0	0	0	0	1	0	0	0	0	0	0	0	1	1
499	2039	7	105.822	1	0	0	0	0	0	0	1	0	0	0	0	0	0	1	1
500	2039	8	105.857	1	0	0	0	0	0	0	0	1	0	0	0	0	0	1	1
501	2039	9	105.888	1	0	0	0	0	0	0	0	0	1	0	0	0	0	1	1
502	2039	10	105.918	1	0	0	0	0	0	0	0	0	0	1	0	0	0	1	1
503	2039	11	105.955	1	0	0	0	0	0	0	0	0	0	0	1	0	0	1	1
504	2039	12	105.982	1	0	0	0	0	0	0	0	0	0	0	0	0	0	1	1
505	2040	1	106.015	1	1	0	0	0	0	0	0	0	0	0	0	0	0	1	1
506	2040	2	106.050	1	0	1	0	0	0	0	0	0	0	0	0	0	0	1	1
507	2040	3	106.084	1	0	0	1	0	0	0	0	0	0	0	0	0	0	1	1
508	2040	4	106.119	1	0	0	0	1	0	0	0	0	0	0	0	0	0	1	1
509	2040	5	106.146	1	0	0	0	0	1	0	0	0	0	0	0	0	0	1	1
510	2040	6	106.182	1	0	0	0	0	0	1	0	0	0	0	0	0	0	1	1
511	2040	7	106.205	1	0	0	0	0	0	0	1	0	0	0	0	0	0	1	1
512	2040	8	106.239	1	0	0	0	0	0	0	0	1	0	0	0	0	0	1	1
513	2040	9	106.271	1	0	0	0	0	0	0	0	0	1	0	0	0	0	1	1
514	2040	10	106.301	1	0	0	0	0	0	0	0	0	0	1	0	0	0	1	1
515	2040	11	106.331	1	0	0	0	0	0	0	0	0	0	0	1	0	0	1	1
516	2040	12	106.367	1	0	0	0	0	0	0	0	0	0	0	0	0	0	1	1
517	2041	1	106.400	1	1	0	0	0	0	0	0	0	0	0	0	0	0	1	1
518	2041	2	106.429	1	0	1	0	0	0	0	0	0	0	0	0	0	0	1	1
519	2041	3	106.462	1	0	0	1	0	0	0	0	0	0	0	0	0	0	1	1
520	2041	4	106.486	1	0	0	0	1	0	0	0	0	0	0	0	0	0	1	1
521	2041	5	106.513	1	0	0	0	0	1	0	0	0	0	0	0	0	0	1	1
522	2041	6	106.553	1	0	0	0	0	0	1	0	0	0	0	0	0	0	1	1
523	2041	7	106.586	1	0	0	0	0	0	0	1	0	0	0	0	0	0	1	1
524	2041	8	106.610	1	0	0	0	0	0	0	0	1	0	0	0	0	0	1	1
525	2041	9	106.654	1	0	0	0	0	0	0	0	0	1	0	0	0	0	1	1
526	2041	10	106.684	1	0	0	0	0	0	0	0	0	0	1	0	0	0	1	1
527	2041	11	106.709	1	0	0	0	0	0	0	0	0	0	0	1	0	0	1	1
528	2041	12	106.743	1	0	0	0	0	0	0	0	0	0	0	0	0	0	1	1
529	2042	1	106.775	1	1	0	0	0	0	0	0	0	0	0	0	0	0	1	1
530	2042	2	106.807	1	0	1	0	0	0	0	0	0	0	0	0	0	0	1	1
531	2042	3	106.846	1	0	0	1	0	0	0	0	0	0	0	0	0	0	1	1
532	2042	4	106.886	1	0	0	0	1	0	0	0	0	0	0	0	0	0	1	1
533	2042	5	106.914	1	0	0	0	0	1	0	0	0	0	0	0	0	0	1	1
534	2042	6	106.951	1	0	0	0	0	0	1	0	0	0	0	0	0	0	1	1
535	2042	7	106.992	1	0	0	0	0	0	0	1	0	0	0	0	0	0	1	1
536	2042	8	107.032	1	0	0	0	0	0	0	0	1	0	0	0	0	0	1	1
537	2042	9	107.064	1	0	0	0	0	0	0	0	0	1	0	0	0	0	1	1
538	2042	10	107.105	1	0	0	0	0	0	0	0	0	0	1	0	0	0	1	1
539	2042	11	107.146	1	0	0	0	0	0	0	0	0	0	0	1	0	0	1	1

OTHER ULTIMATE ENERGY SALES
EXOGENOUS VARIABLES
MODEL ESTIMATION

The SYSLIN Procedure
Ordinary Least Squares Estimation

Model eu_kpc
Dependent Variable eu_kpc

Analysis of Variance

Source	DF	Sum of Squares	Mean Square	F Value	Pr > F
Model	17	4.361737	0.256573	86.83	<.0001
Error	164	0.484578	0.002955		
Corrected Total	181	4.846315			

Root MSE	0.05436	R-Square	0.90001
Dependent Mean	0.88417	Adj R-Sq	0.88965
Coeff Var	6.14790		

Parameter Estimates

Variable	DF	Parameter Estimate	Standard Error	t Value	Pr > t	Variable Label
Intercept	1	-0.49608	0.669426	-0.74	0.4597	Intercept
LLCOM	1	0.365130	0.148386	2.46	0.0149	SERVICE AREA COMMERCIAL EMPLOYMENT, LOG
d1	1	-0.03766	0.019566	-1.92	0.0560	BINARY VARIABLE-JANUARY
d2	1	-0.17832	0.019564	-9.11	<.0001	BINARY VARIABLE-FEBRUARY
d3	1	-0.18039	0.019911	-9.06	<.0001	BINARY VARIABLE-MARCH
d4	1	-0.29031	0.019862	-14.62	<.0001	BINARY VARIABLE-APRIL
d5	1	-0.39171	0.019859	-19.73	<.0001	BINARY VARIABLE-MAY
d6	1	-0.45400	0.019856	-22.86	<.0001	BINARY VARIABLE-JUNE
d7	1	-0.40868	0.019854	-20.58	<.0001	BINARY VARIABLE-JULY
d8	1	-0.34921	0.020210	-17.28	<.0001	BINARY VARIABLE-AUGUST
d9	1	-0.27456	0.020208	-13.59	<.0001	BINARY VARIABLE-SEPTEMBER
d10	1	-0.14446	0.019849	-7.28	<.0001	BINARY VARIABLE-OCTOBER
d11	1	-0.10080	0.019849	-5.08	<.0001	BINARY VARIABLE-NOVEMBER

OTHER ULTIMATE ENERGY SALES
EXOGENOUS VARIABLES
MODEL ESTIMATION

The SYSLIN Procedure
Ordinary Least Squares Estimation

Parameter Estimates

Variable	DF	Parameter Estimate	Standard Error	t Value	Pr > t	Variable Label
sep07	1	0.464644	0.056591	8.21	<.0001	BINARY VARIABLE-SEPTEMBER 2007
aug07	1	-0.27232	0.056590	-4.81	<.0001	BINARY VARIABLE-AUGUST 2007
d052on	1	-0.08999	0.010277	-8.76	<.0001	BINARY VARIABLE-2005 2ND QTR ON
jan11on	1	0.055239	0.016027	3.45	0.0007	BINARY VARIABLE-JANUARY 2011 ON
apr12on	1	-0.01764	0.022148	-0.80	0.4270	BINARY VARIABLE-APRIL 2012 ON

Durbin-Watson	2.131423
Number of Observations	182
First-Order Autocorrelation	-0.06655

OTHER ULTIMATE ENERGY SALES
MODEL RESIDUALS

time		Residual Values Sum
1998.000000	***	-0.025529
1998.0833333	****	-0.041907
1998.1666667	*****	-0.046443
1998.2500000	****	-0.037679
1998.3333333		0.000057
1998.4166667		0.002465
1998.5000000	*	-0.007238
1998.5833333	*	-0.011546
1998.6666667	*	-0.013878
1998.7500000	****	-0.036885
1998.8333333	***	-0.028864
1998.9166667	**	-0.023020
1999.0000000		-0.002896
1999.0833333	**	-0.017697
1999.1666667	**	-0.020358
1999.2500000	**	-0.023011
1999.3333333		0.001526
1999.4166667	*	0.014093
1999.5000000		0.004630
1999.5833333	*	0.014851
1999.6666667	*	-0.010487
1999.7500000	**	-0.017842
1999.8333333	**	-0.021328
1999.9166667	***	-0.027320
2000.0000000		0.003290
2000.0833333	**	-0.022941
2000.1666667	**	-0.021357
2000.2500000	***	-0.033705
2000.3333333		0.004315
2000.4166667	**	0.015984
2000.5000000	*	0.008295
2000.5833333	*	0.006976
2000.6666667	**	0.018066
2000.7500000	***	-0.029039
2000.8333333	**	-0.017780
2000.9166667	**	-0.018829
2001.0000000	*	0.010676
2001.0833333		-0.002003
2001.1666667	*	-0.008211
2001.2500000	*	-0.010212
2001.3333333	***	0.026112
2001.4166667	*****	0.037853
2001.5000000	*	0.014256
2001.5833333	**	0.023150
2001.6666667	**	0.020803
2001.7500000	*	-0.005740
2001.8333333	*****	0.052481
2001.9166667	**	0.015449

OTHER ULTIMATE ENERGY SALES
MODEL RESIDUALS

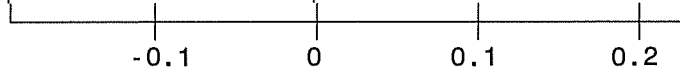
2002.000000	*****	0.044153
2002.0833333	*	0.012776
2002.1666667		0.004146
2002.2500000	*	0.012557
2002.3333333	***	0.027251
2002.4166667	*****	0.036763
2002.5000000	***	0.027950
2002.5833333	***	0.028623
2002.6666667	***	0.027339
2002.7500000	*	0.007930
2002.8333333	**	0.020532
2002.9166667		0.000076
2003.0000000	*****	0.046608
2003.0833333	*	0.006812
2003.1666667		-0.003775
2003.2500000	*	-0.005632
2003.3333333	***	0.027446
2003.4166667	***	0.032847
2003.5000000	*	0.010170
2003.5833333	*	0.011828
2003.6666667	*	0.014199
2003.7500000	*	-0.008602
2003.8333333	*	-0.012026
2003.9166667	****	-0.039646
2004.0000000	*****	0.060965
2004.0833333	*	-0.005526
2004.1666667	*	-0.012069
2004.2500000	*	-0.005542
2004.3333333	*	-0.012758
2004.4166667	**	0.017082
2004.5000000	*	-0.006707
2004.5833333		-0.003589
2004.6666667		-0.002211
2004.7500000	**	-0.021953
2004.8333333	*	-0.011166
2004.9166667	*	-0.006471
2005.0000000	**	0.017917
2005.0833333	**	-0.020309
2005.1666667	***	-0.029564
2005.2500000	*	0.007510
2005.3333333		0.000389
2005.4166667	*	-0.006535
2005.5000000	***	-0.031393
2005.5833333	*	-0.013719
2005.6666667	*****	-0.109754
2005.7500000	*****	-0.132950
2005.8333333	*****	0.130196
2005.9166667	*****	-0.052209
2006.0000000	**	-0.016439
2006.0833333	*	-0.011803
2006.1666667	****	-0.040230

OTHER ULTIMATE ENERGY SALES
MODEL RESIDUALS

2006.2500000	*****	-0.046307
2006.3333333	***	-0.027484
2006.4166667	*	-0.014700
2006.5000000	***	-0.033797
2006.5833333	**	-0.018082
2006.6666667	**	-0.019141
2006.7500000	**	-0.024395
2006.8333333	**	-0.024268
2006.9166667	****	-0.038197
2007.0000000		-0.001443
2007.0833333	**	-0.016577
2007.1666667	***	-0.028726
2007.2500000	****	-0.036942
2007.3333333	*	-0.010155
2007.4166667	*****	-0.061401
2007.5000000	*****	-0.140854
2007.5833333		-0.000000
2007.6666667		-0.000000
2007.7500000	****	0.041225
2007.8333333	*****	-0.067341
2007.9166667	*	0.009387
2008.0000000	*****	0.057606
2008.0833333	****	0.037471
2008.1666667		-0.002360
2008.2500000	***	0.026333
2008.3333333	****	-0.042146
2008.4166667	*****	-0.049522
2008.5000000	*****	0.074384
2008.5833333	****	0.043700
2008.6666667	*****	-0.060289
2008.7500000	*****	0.055973
2008.8333333	*****	-0.134620
2008.9166667	*****	0.172039
2009.0000000	*****	-0.058422
2009.0833333	***	0.028264
2009.1666667	*****	0.100168
2009.2500000	***	-0.033257
2009.3333333	**	-0.015034
2009.4166667	*****	0.077144
2009.5000000	***	-0.033939
2009.5833333	****	-0.035260
2009.6666667	*****	0.127358
2009.7500000	*****	0.057123
2009.8333333	***	0.034806
2009.9166667	***	0.027536
2010.0000000	*****	-0.122151
2010.0833333	*****	0.216781
2010.1666667	**	0.022694
2010.2500000	*	0.010315
2010.3333333	****	0.035524
2010.4166667	*****	-0.091878

OTHER ULTIMATE ENERGY SALES
MODEL RESIDUALS

2010.5000000	*****	0.207506
2010.5833333	***	0.029470
2010.6666667		-0.000733
2010.7500000	**	0.023203
2010.8333333	*****	0.067003
2010.9166667	**	-0.016657
2011.0000000	*****	-0.085818
2011.0833333	*****	-0.176892
2011.1666667	*****	0.099072
2011.2500000	*****	0.193730
2011.3333333	**	-0.015225
2011.4166667	*	-0.005259
2011.5000000	*****	-0.077085
2011.5833333	*****	-0.060375
2011.6666667	*	0.010044
2011.7500000	*****	0.098637
2011.8333333	*	0.006624
2011.9166667		-0.002521
2012.0000000	***	0.027112
2012.0833333		0.000943
2012.1666667	*	-0.012987
2012.2500000	**	-0.018158
2012.3333333		0.000182
2012.4166667		-0.004936
2012.5000000	**	-0.016178
2012.5833333	**	-0.016028
2012.6666667		-0.001315
2012.7500000	*	-0.006684
2012.8333333	*	0.005751
2012.9166667		0.000384
2013.0000000	****	0.044372
2013.0833333	*	0.012609



Residual Values

OTHER ULTIMATE ENERGY SALES
ACTUAL AND FORECAST

YEAR	ENERGY SALES	GROWTH RATE
1998	10.4840	.
1999	10.6918	2.0
2000	10.8321	1.3
2001	11.1928	3.3
2002	11.3500	1.4
2003	11.2248	-1.1
2004	11.1297	-0.8
2005	10.1469	-8.8
2006	9.8172	-3.2
2007	10.0154	2.0
2008	10.2947	2.8
2009	10.2380	-0.6
2010	10.3145	0.7
2011	10.5905	2.7
2012	10.5247	-0.6
2013	10.6506	1.2
2014	10.6605	0.1
2015	10.7487	0.8
2016	10.8239	0.7
2017	10.8595	0.3
2018	10.8686	0.1
2019	10.8799	0.1
2020	10.8958	0.1
2021	10.9105	0.1
2022	10.9234	0.1
2023	10.9349	0.1
2024	10.9440	0.1
2025	10.9528	0.1
2026	10.9600	0.1
2027	10.9646	0.0
2028	10.9666	0.0
2029	10.9674	0.0
2030	10.9672	0.0
2031	10.9651	0.0
2032	10.9603	0.0
2033	10.9529	-0.1
2034	10.9514	0.0
2035	10.9619	0.1
2036	10.9810	0.2
2037	11.0018	0.2
2038	11.0172	0.1
2039	11.0333	0.1
2040	11.0493	0.1
2041	11.0648	0.1
2042	11.0815	0.2

LONG-TERM MUNICIPALS

Municipal Energy Sales
Endogenous Variable

The MEANS Procedure

Variable	Label	Mean
YEAR	YEAR	2018.00
MONTH	MONTH	6.5000000
KWH	Energy (kWh)	7437262.73

Municipal Energy Sales
Endogenous Variable

Obs	YEAR	MONTH	KWH
1	1994	1	8318000
2	1994	2	6602000
3	1994	3	6490000
4	1994	4	5052000
5	1994	5	4988000
6	1994	6	6346000
7	1994	7	6877000
8	1994	8	6201000
9	1994	9	5050000
10	1994	10	5018000
11	1994	11	5556000
12	1994	12	6896000
13	1995	1	7826000
14	1995	2	7425000
15	1995	3	6174000
16	1995	4	5342000
17	1995	5	5327000
18	1995	6	6052000
19	1995	7	7138000
20	1995	8	8169000
21	1995	9	5435000
22	1995	10	5544000
23	1995	11	6609000
24	1995	12	7244000
25	1996	1	-5360218
26	1996	2	22686123
27	1996	3	7255821
28	1996	4	4035719
29	1996	5	7661217
30	1996	6	6196037
31	1996	7	4475746
32	1996	8	9341771
33	1996	9	4474171
34	1996	10	6711304
35	1996	11	6987874
36	1996	12	8314221
37	1997	1	8483085
38	1997	2	7017371
39	1997	3	6594203
40	1997	4	5057414
41	1997	5	5468845
42	1997	6	5843017
43	1997	7	-7154573
44	1997	8	21246519
45	1997	9	5594610
46	1997	10	5686998
47	1997	11	6396912
48	1997	12	8458938
49	1998	1	7310956

Municipal Energy Sales
Endogenous Variable

Obs	YEAR	MONTH	KWH
50	1998	2	6241327
51	1998	3	9620215
52	1998	4	3646607
53	1998	5	5762428
54	1998	6	6832579
55	1998	7	7349890
56	1998	8	7151396
57	1998	9	6872418
58	1998	10	5174027
59	1998	11	6360849
60	1998	12	8167601
61	1999	1	8200469
62	1999	2	7312958
63	1999	3	7244392
64	1999	4	5426583
65	1999	5	5051934
66	1999	6	6926892
67	1999	7	8061550
68	1999	8	7051167
69	1999	9	6108505
70	1999	10	5190148
71	1999	11	5729768
72	1999	12	8383775
73	2000	1	8185700
74	2000	2	7546900
75	2000	3	6119000
76	2000	4	5413800
77	2000	5	5392900
78	2000	6	6552800
79	2000	7	6739700
80	2000	8	6774700
81	2000	9	5954700
82	2000	10	5468700
83	2000	11	7041500
84	2000	12	9607301
85	2001	1	9197700
86	2001	2	7119700
87	2001	3	7494200
88	2001	4	5823600
89	2001	5	5723400
90	2001	6	6241700
91	2001	7	7179900
92	2001	8	7400000
93	2001	9	5633400
94	2001	10	5707100
95	2001	11	6966400
96	2001	12	4772400
97	2002	1	11766100
98	2002	2	7496400

Municipal Energy Sales
Endogenous Variable

Obs	YEAR	MONTH	KWH
99	2002	3	6729500
100	2002	4	7866300
101	2002	5	5973800
102	2002	6	7247800
103	2002	7	8580100
104	2002	8	8238600
105	2002	9	6920500
106	2002	10	6313000
107	2002	11	7380400
108	2002	12	9441600
109	2003	1	10126000
110	2003	2	7479000
111	2003	3	7288400
112	2003	4	6241500
113	2003	5	5868700
114	2003	6	6345400
115	2003	7	8118900
116	2003	8	8042900
117	2003	9	6576900
118	2003	10	6560200
119	2003	11	6951400
120	2003	12	9551500
121	2004	1	10160200
122	2004	2	9128900
123	2004	3	7885500
124	2004	4	6664200
125	2004	5	7110500
126	2004	6	7472800
127	2004	7	8144300
128	2004	8	7580200
129	2004	9	7156000
130	2004	10	6302300
131	2004	11	6989800
132	2004	12	9864000
133	2005	1	9377800
134	2005	2	8663100
135	2005	3	9295359
136	2005	4	6486400
137	2005	5	6464500
138	2005	6	7789200
139	2005	7	8910500
140	2005	8	8807000
141	2005	9	7429800
142	2005	10	6764400
143	2005	11	8136300
144	2005	12	10477900
145	2006	1	9173169
146	2006	2	8853897
147	2006	3	8547555

Municipal Energy Sales
Endogenous Variable

Obs	YEAR	MONTH	KWH
148	2006	4	6458789
149	2006	5	6902659
150	2006	6	7466910
151	2006	7	8961167
152	2006	8	9176378
153	2006	9	6835064
154	2006	10	7621034
155	2006	11	8201920
156	2006	12	9469774
157	2007	1	9334069
158	2007	2	10197762
159	2007	3	8308494
160	2007	4	7495343
161	2007	5	7464549
162	2007	6	8001294
163	2007	7	8382844
164	2007	8	9540317
165	2007	9	7328756
166	2007	10	6752275
167	2007	11	7775781
168	2007	12	9667338
169	2008	1	11023783
170	2008	2	9801525
171	2008	3	9044890
172	2008	4	6926459
173	2008	5	6760591
174	2008	6	7840180
175	2008	7	8582710
176	2008	8	8125313
177	2008	9	6998056
178	2008	10	7038193
179	2008	11	8286090
180	2008	12	9669878
181	2009	1	11011292
182	2009	2	8561957
183	2009	3	7729133
184	2009	4	6597703
185	2009	5	6377089
186	2009	6	7370532
187	2009	7	7444053
188	2009	8	8060952
189	2009	9	6702337
190	2009	10	6913170
191	2009	11	7326084
192	2009	12	9671573
193	2010	1	10803395
194	2010	2	9603097
195	2010	3	8125997
196	2010	4	6610310

Municipal Energy Sales
Endogenous Variable

Obs	YEAR	MONTH	KWH
197	2010	5	7049920
198	2010	6	8212180
199	2010	7	9095908
200	2010	8	8934916
201	2010	9	7105246
202	2010	10	6822252
203	2010	11	7987657
204	2010	12	11141447
205	2011	1	11058973
206	2011	2	8798582
207	2011	3	8416763
208	2011	4	6725088
209	2011	5	5939025
210	2011	6	7469357
211	2011	7	8850595
212	2011	8	8003272
213	2011	9	6352287
214	2011	10	6617488
215	2011	11	7190682
216	2011	12	8720295
217	2012	1	9363434
218	2012	2	8368582
219	2012	3	7140121
220	2012	4	6587584
221	2012	5	7290304
222	2012	6	7503771
223	2012	7	6876609
224	2012	8	10260868
225	2012	9	6853698
226	2012	10	6862120
227	2012	11	8164288
228	2012	12	8886086
229	2013	1	9748662
230	2013	2	8695269
231	2013	3	.
232	2013	4	.
233	2013	5	.
234	2013	6	.
235	2013	7	.
236	2013	8	.
237	2013	9	.
238	2013	10	.
239	2013	11	.
240	2013	12	.
241	2014	1	.
242	2014	2	.
243	2014	3	.
244	2014	4	.
245	2014	5	.

Municipal Energy Sales
Endogenous Variable

Obs	YEAR	MONTH	KWH
246	2014	6	.
247	2014	7	.
248	2014	8	.
249	2014	9	.
250	2014	10	.
251	2014	11	.
252	2014	12	.
253	2015	1	.
254	2015	2	.
255	2015	3	.
256	2015	4	.
257	2015	5	.
258	2015	6	.
259	2015	7	.
260	2015	8	.
261	2015	9	.
262	2015	10	.
263	2015	11	.
264	2015	12	.
265	2016	1	.
266	2016	2	.
267	2016	3	.
268	2016	4	.
269	2016	5	.
270	2016	6	.
271	2016	7	.
272	2016	8	.
273	2016	9	.
274	2016	10	.
275	2016	11	.
276	2016	12	.
277	2017	1	.
278	2017	2	.
279	2017	3	.
280	2017	4	.
281	2017	5	.
282	2017	6	.
283	2017	7	.
284	2017	8	.
285	2017	9	.
286	2017	10	.
287	2017	11	.
288	2017	12	.
289	2018	1	.
290	2018	2	.
291	2018	3	.
292	2018	4	.
293	2018	5	.
294	2018	6	.

Municipal Energy Sales
Endogenous Variable

Obs	YEAR	MONTH	KWH
295	2018	7	.
296	2018	8	.
297	2018	9	.
298	2018	10	.
299	2018	11	.
300	2018	12	.
301	2019	1	.
302	2019	2	.
303	2019	3	.
304	2019	4	.
305	2019	5	.
306	2019	6	.
307	2019	7	.
308	2019	8	.
309	2019	9	.
310	2019	10	.
311	2019	11	.
312	2019	12	.
313	2020	1	.
314	2020	2	.
315	2020	3	.
316	2020	4	.
317	2020	5	.
318	2020	6	.
319	2020	7	.
320	2020	8	.
321	2020	9	.
322	2020	10	.
323	2020	11	.
324	2020	12	.
325	2021	1	.
326	2021	2	.
327	2021	3	.
328	2021	4	.
329	2021	5	.
330	2021	6	.
331	2021	7	.
332	2021	8	.
333	2021	9	.
334	2021	10	.
335	2021	11	.
336	2021	12	.
337	2022	1	.
338	2022	2	.
339	2022	3	.
340	2022	4	.
341	2022	5	.
342	2022	6	.
343	2022	7	.

Municipal Energy Sales
Endogenous Variable

Obs	YEAR	MONTH	KWH
344	2022	8	.
345	2022	9	.
346	2022	10	.
347	2022	11	.
348	2022	12	.
349	2023	1	.
350	2023	2	.
351	2023	3	.
352	2023	4	.
353	2023	5	.
354	2023	6	.
355	2023	7	.
356	2023	8	.
357	2023	9	.
358	2023	10	.
359	2023	11	.
360	2023	12	.
361	2024	1	.
362	2024	2	.
363	2024	3	.
364	2024	4	.
365	2024	5	.
366	2024	6	.
367	2024	7	.
368	2024	8	.
369	2024	9	.
370	2024	10	.
371	2024	11	.
372	2024	12	.
373	2025	1	.
374	2025	2	.
375	2025	3	.
376	2025	4	.
377	2025	5	.
378	2025	6	.
379	2025	7	.
380	2025	8	.
381	2025	9	.
382	2025	10	.
383	2025	11	.
384	2025	12	.
385	2026	1	.
386	2026	2	.
387	2026	3	.
388	2026	4	.
389	2026	5	.
390	2026	6	.
391	2026	7	.
392	2026	8	.

Municipal Energy Sales
Endogenous Variable

Obs	YEAR	MONTH	KWH
393	2026	9	.
394	2026	10	.
395	2026	11	.
396	2026	12	.
397	2027	1	.
398	2027	2	.
399	2027	3	.
400	2027	4	.
401	2027	5	.
402	2027	6	.
403	2027	7	.
404	2027	8	.
405	2027	9	.
406	2027	10	.
407	2027	11	.
408	2027	12	.
409	2028	1	.
410	2028	2	.
411	2028	3	.
412	2028	4	.
413	2028	5	.
414	2028	6	.
415	2028	7	.
416	2028	8	.
417	2028	9	.
418	2028	10	.
419	2028	11	.
420	2028	12	.
421	2029	1	.
422	2029	2	.
423	2029	3	.
424	2029	4	.
425	2029	5	.
426	2029	6	.
427	2029	7	.
428	2029	8	.
429	2029	9	.
430	2029	10	.
431	2029	11	.
432	2029	12	.
433	2030	1	.
434	2030	2	.
435	2030	3	.
436	2030	4	.
437	2030	5	.
438	2030	6	.
439	2030	7	.
440	2030	8	.
441	2030	9	.

Municipal Energy Sales
Endogenous Variable

Obs	YEAR	MONTH	KWH
442	2030	10	.
443	2030	11	.
444	2030	12	.
445	2031	1	.
446	2031	2	.
447	2031	3	.
448	2031	4	.
449	2031	5	.
450	2031	6	.
451	2031	7	.
452	2031	8	.
453	2031	9	.
454	2031	10	.
455	2031	11	.
456	2031	12	.
457	2032	1	.
458	2032	2	.
459	2032	3	.
460	2032	4	.
461	2032	5	.
462	2032	6	.
463	2032	7	.
464	2032	8	.
465	2032	9	.
466	2032	10	.
467	2032	11	.
468	2032	12	.
469	2033	1	.
470	2033	2	.
471	2033	3	.
472	2033	4	.
473	2033	5	.
474	2033	6	.
475	2033	7	.
476	2033	8	.
477	2033	9	.
478	2033	10	.
479	2033	11	.
480	2033	12	.
481	2034	1	.
482	2034	2	.
483	2034	3	.
484	2034	4	.
485	2034	5	.
486	2034	6	.
487	2034	7	.
488	2034	8	.
489	2034	9	.
490	2034	10	.

Municipal Energy Sales
Endogenous Variable

Obs	YEAR	MONTH	KWH
491	2034	11	.
492	2034	12	.
493	2035	1	.
494	2035	2	.
495	2035	3	.
496	2035	4	.
497	2035	5	.
498	2035	6	.
499	2035	7	.
500	2035	8	.
501	2035	9	.
502	2035	10	.
503	2035	11	.
504	2035	12	.
505	2036	1	.
506	2036	2	.
507	2036	3	.
508	2036	4	.
509	2036	5	.
510	2036	6	.
511	2036	7	.
512	2036	8	.
513	2036	9	.
514	2036	10	.
515	2036	11	.
516	2036	12	.
517	2037	1	.
518	2037	2	.
519	2037	3	.
520	2037	4	.
521	2037	5	.
522	2037	6	.
523	2037	7	.
524	2037	8	.
525	2037	9	.
526	2037	10	.
527	2037	11	.
528	2037	12	.
529	2038	1	.
530	2038	2	.
531	2038	3	.
532	2038	4	.
533	2038	5	.
534	2038	6	.
535	2038	7	.
536	2038	8	.
537	2038	9	.
538	2038	10	.
539	2038	11	.

Municipal Energy Sales
Endogenous Variable

Obs	YEAR	MONTH	KWH
540	2038	12	.
541	2039	1	.
542	2039	2	.
543	2039	3	.
544	2039	4	.
545	2039	5	.
546	2039	6	.
547	2039	7	.
548	2039	8	.
549	2039	9	.
550	2039	10	.
551	2039	11	.
552	2039	12	.
553	2040	1	.
554	2040	2	.
555	2040	3	.
556	2040	4	.
557	2040	5	.
558	2040	6	.
559	2040	7	.
560	2040	8	.
561	2040	9	.
562	2040	10	.
563	2040	11	.
564	2040	12	.
565	2041	1	.
566	2041	2	.
567	2041	3	.
568	2041	4	.
569	2041	5	.
570	2041	6	.
571	2041	7	.
572	2041	8	.
573	2041	9	.
574	2041	10	.
575	2041	11	.
576	2041	12	.
577	2042	1	.
578	2042	2	.
579	2042	3	.
580	2042	4	.
581	2042	5	.
582	2042	6	.
583	2042	7	.
584	2042	8	.
585	2042	9	.
586	2042	10	.
587	2042	11	.
588	2042	12	.

Municipal Energy Sales
Exogenous Variables

The MEANS Procedure

Variable	Label	Mean
YEAR	YEAR	2018.00
MONTH	MONTH	6.5000000
bcdd65	Cooling Degree Days (Base 65)	98.1390333
bhdd55	Heating Degree Days (Base 55)	206.1096901
gdp_kpc	Service Area Gross Regional Product	12506.41
gpc_ky	Kentucky Real Commercial Gas Price	9.3281593
jul97	Binary Variable-July 1997	0.0017007
aug97	Binary Variable-August 1997	0.0017007
jan96	Binary Variable-January 1996	0.0017007
feb96	Binary Variable-February 1996	0.0017007
d02on	Binary Variable-2002 On	0.8367347
d05on	Binary Variable-2005 On	0.7755102

Municipal Energy Sales
Exogenous Variables

Obs	YEAR	MONTH	bcdd65	bhdd55	gdp_kpc	gpc_ky	jul97	aug97	jan96	feb96	d02on	d05on	PRICE
50	1998	2	0.000	485.226	10304.50	6.5493	0	0	0	0	0	0	CONFID.
51	1998	3	0.033	389.175	10350.11	6.3114	0	0	0	0	0	0	CONFID.
52	1998	4	41.529	227.248	10394.94	6.5640	0	0	0	0	0	0	CONFID.
53	1998	5	23.235	33.969	10437.14	6.1702	0	0	0	0	0	0	CONFID.
54	1998	6	133.456	0.753	10476.54	6.9101	0	0	0	0	0	0	CONFID.
55	1998	7	285.958	0.327	10512.89	7.4026	0	0	0	0	0	0	CONFID.
56	1998	8	294.925	0.000	10546.45	6.7991	0	0	0	0	0	0	CONFID.
57	1998	9	286.220	0.000	10575.80	6.7468	0	0	0	0	0	0	CONFID.
58	1998	10	175.705	6.316	10601.15	6.7306	0	0	0	0	0	0	CONFID.
59	1998	11	12.959	127.598	10622.18	6.0035	0	0	0	0	0	0	CONFID.
60	1998	12	2.749	244.364	10638.53	5.9494	0	0	0	0	0	0	CONFID.
61	1999	1	1.178	619.041	10650.02	5.7544	0	0	0	0	0	0	CONFID.
62	1999	2	0.000	431.653	10655.87	5.6875	0	0	0	0	0	0	CONFID.
63	1999	3	0.000	516.250	10656.31	5.0663	0	0	0	0	0	0	CONFID.
64	1999	4	9.458	267.533	10650.91	5.7869	0	0	0	0	0	0	CONFID.
65	1999	5	32.071	32.300	10639.12	5.0179	0	0	0	0	0	0	CONFID.
66	1999	6	149.197	0.000	10620.67	6.4169	0	0	0	0	0	0	CONFID.
67	1999	7	346.664	0.000	10595.23	6.5933	0	0	0	0	0	0	CONFID.
68	1999	8	430.050	0.000	10562.95	6.5634	0	0	0	0	0	0	CONFID.
69	1999	9	219.067	0.131	10526.58	6.4081	0	0	0	0	0	0	CONFID.
70	1999	10	45.620	14.596	10487.40	6.5961	0	0	0	0	0	0	CONFID.
71	1999	11	2.553	121.740	10447.23	6.4014	0	0	0	0	0	0	CONFID.
72	1999	12	0.000	297.576	10407.86	6.5790	0	0	0	0	0	0	CONFID.
73	2000	1	0.000	539.714	10370.51	6.0926	0	0	0	0	0	0	CONFID.
74	2000	2	0.000	715.255	10338.63	6.1791	0	0	0	0	0	0	CONFID.
75	2000	3	2.029	278.169	10312.79	6.2587	0	0	0	0	0	0	CONFID.
76	2000	4	4.713	153.615	10294.33	6.4426	0	0	0	0	0	0	CONFID.
77	2000	5	51.445	57.336	10285.64	7.2019	0	0	0	0	0	0	CONFID.
78	2000	6	143.732	0.131	10288.39	7.6620	0	0	0	0	0	0	CONFID.
79	2000	7	261.970	0.000	10304.38	7.8592	0	0	0	0	0	0	CONFID.
80	2000	8	229.801	0.000	10334.05	9.3935	0	0	0	0	0	0	CONFID.
81	2000	9	199.627	0.655	10374.68	8.7721	0	0	0	0	0	0	CONFID.
82	2000	10	69.051	36.162	10424.80	9.4424	0	0	0	0	0	0	CONFID.
83	2000	11	9.589	124.064	10482.38	8.7561	0	0	0	0	0	0	CONFID.
84	2000	12	0.000	548.321	10545.57	9.2183	0	0	0	0	0	0	CONFID.
85	2001	1	0.000	817.262	10613.52	9.9197	0	0	0	0	0	0	CONFID.
86	2001	2	0.000	632.819	10679.83	11.7158	0	0	0	0	0	0	CONFID.
87	2001	3	0.000	442.977	10745.97	11.0205	0	0	0	0	0	0	CONFID.
88	2001	4	38.158	304.023	10812.35	10.8490	0	0	0	0	0	0	CONFID.
89	2001	5	85.087	46.602	10874.74	11.2129	0	0	0	0	0	0	CONFID.
90	2001	6	91.370	2.749	10931.27	10.8124	0	0	0	0	0	0	CONFID.
91	2001	7	227.444	0.000	10980.03	11.3970	0	0	0	0	0	0	CONFID.
92	2001	8	331.316	0.000	11021.05	10.0806	0	0	0	0	0	0	CONFID.
93	2001	9	257.650	0.131	11053.69	10.3909	0	0	0	0	0	0	CONFID.
94	2001	10	63.063	27.195	11079.43	10.0079	0	0	0	0	0	0	CONFID.
95	2001	11	18.654	131.296	11099.15	8.2655	0	0	0	0	0	0	CONFID.
96	2001	12	0.589	170.567	11113.60	7.9716	0	0	0	0	0	0	CONFID.
97	2002	1	0.000	573.422	11123.74	8.1698	0	0	0	0	1	0	CONFID.
98	2002	2	0.000	472.888	11129.94	7.7443	0	0	0	0	1	0	CONFID.

Municipal Energy Sales
Exogenous Variables

Obs	YEAR	MONTH	bcdd65	bhdd55	gdp_kpc	gpc_ky	jul97	aug97	jan96	feb96	d02on	d05on	PRICE
100	2002	3	1.178	420.690	11133.44	6.5446	0	0	0	0	1	0	CONFID.
101	2002	4	17.966	225.317	11135.06	7.2860	0	0	0	0	1	0	CONFID.
102	2002	5	51.183	59.921	11135.44	7.8295	0	0	0	0	1	0	CONFID.
103	2002	6	134.405	34.493	11135.37	8.0027	0	0	0	0	1	0	CONFID.
104	2002	7	308.113	0.000	11135.65	8.3924	0	0	0	0	1	0	CONFID.
105	2002	8	391.139	0.000	11136.76	8.6942	0	0	0	0	1	0	CONFID.
106	2002	9	345.486	0.000	11138.79	8.6486	0	0	0	0	1	0	CONFID.
107	2002	10	140.001	12.959	11141.83	7.7805	0	0	0	0	1	0	CONFID.
108	2002	11	13.908	159.342	11145.95	7.7521	0	0	0	0	1	0	CONFID.
109	2002	12	1.833	476.128	11151.26	7.3979	0	0	0	0	1	0	CONFID.
110	2003	1	0.000	567.106	11157.94	7.4843	0	0	0	0	1	0	CONFID.
111	2003	2	0.000	792.325	11165.58	7.7900	0	0	0	0	1	0	CONFID.
112	2003	3	0.000	534.674	11174.56	8.6473	0	0	0	0	1	0	CONFID.
113	2003	4	15.447	141.343	11185.32	10.1156	0	0	0	0	1	0	CONFID.
114	2003	5	38.486	30.566	11197.67	10.7898	0	0	0	0	1	0	CONFID.
115	2003	6	52.329	0.000	11211.68	11.0698	0	0	0	0	1	0	CONFID.
116	2003	7	220.277	0.000	11227.43	11.1837	0	0	0	0	1	0	CONFID.
117	2003	8	262.788	0.000	11244.89	11.8911	0	0	0	0	1	0	CONFID.
118	2003	9	251.072	0.000	11262.85	11.6925	0	0	0	0	1	0	CONFID.
119	2003	10	36.620	35.638	11280.88	11.6442	0	0	0	0	1	0	CONFID.
120	2003	11	8.640	98.636	11298.29	10.2205	0	0	0	0	1	0	CONFID.
121	2003	12	0.982	345.977	11314.35	9.9737	0	0	0	0	1	0	CONFID.
122	2004	1	0.785	558.728	11328.61	9.8693	0	0	0	0	1	0	CONFID.
123	2004	2	0.262	719.771	11339.74	9.9639	0	0	0	0	1	0	CONFID.
124	2004	3	2.356	418.007	11347.52	10.1533	0	0	0	0	1	0	CONFID.
125	2004	4	13.058	231.044	11351.39	10.6446	0	0	0	0	1	0	CONFID.
126	2004	5	72.520	57.139	11350.41	10.8960	0	0	0	0	1	0	CONFID.
127	2004	6	198.973	3.960	11343.97	11.2917	0	0	0	0	1	0	CONFID.
128	2004	7	254.312	0.000	11331.36	11.0884	0	0	0	0	1	0	CONFID.
129	2004	8	251.007	0.000	11312.50	12.1023	0	0	0	0	1	0	CONFID.
130	2004	9	220.081	0.000	11289.10	11.7380	0	0	0	0	1	0	CONFID.
131	2004	10	65.419	9.687	11262.06	11.2612	0	0	0	0	1	0	CONFID.
132	2004	11	13.058	62.441	11232.61	11.1594	0	0	0	0	1	0	CONFID.
133	2004	12	1.898	288.020	11201.90	10.9695	0	0	0	0	1	0	CONFID.
134	2005	1	0.000	487.844	11170.63	10.6975	0	0	0	0	1	1	CONFID.
135	2005	2	0.000	585.563	11141.93	10.0696	0	0	0	0	1	1	CONFID.
136	2005	3	0.000	499.739	11115.40	10.0693	0	0	0	0	1	1	CONFID.
137	2005	4	5.858	232.271	11091.33	10.7875	0	0	0	0	1	1	CONFID.
138	2005	5	21.566	67.104	11071.90	11.9202	0	0	0	0	1	1	CONFID.
139	2005	6	125.880	9.147	11058.24	12.6539	0	0	0	0	1	1	CONFID.
140	2005	7	358.446	0.000	11051.51	12.8354	0	0	0	0	1	1	CONFID.
141	2005	8	457.310	0.000	11051.64	12.6876	0	0	0	0	1	1	CONFID.
142	2005	9	344.668	0.000	11057.27	14.0964	0	0	0	0	1	1	CONFID.
143	2005	10	158.737	5.711	11066.93	13.2683	0	0	0	0	1	1	CONFID.
144	2005	11	9.998	143.944	11079.13	15.8924	0	0	0	0	1	1	CONFID.
145	2005	12	1.473	488.547	11092.42	15.1366	0	0	0	0	1	1	CONFID.
146	2006	1	0.000	487.778	11105.53	15.3450	0	0	0	0	1	1	CONFID.
147	2006	2	0.000	415.045	11116.27	14.0425	0	0	0	0	1	1	CONFID.
148	2006	3	1.374	469.910	11123.90	14.1412	0	0	0	0	1	1	CONFID.

Municipal Energy Sales
Exogenous Variables

Obs	YEAR	MONTH	bcdd65	bhdd55	gdp_kpc	gpc_ky	jul97	aug97	jan96	feb96	d02on	d05on	PRICE
149	2006	4	16.559	244.167	11127.20	14.5179	0	0	0	0	1	1	CONFID.
150	2006	5	27.833	19.979	11124.32	12.8310	0	0	0	0	1	1	CONFID.
151	2006	6	105.312	3.862	11113.87	12.5389	0	0	0	0	1	1	CONFID.
152	2006	7	260.187	0.000	11094.41	12.5718	0	0	0	0	1	1	CONDID.
153	2006	8	410.153	0.000	11065.60	12.2775	0	0	0	0	1	1	CONFID.
154	2006	9	260.776	0.916	11030.05	11.2454	0	0	0	0	1	1	CONFID.
155	2006	10	36.767	37.978	10989.14	10.4567	0	0	0	0	1	1	CONFID.
156	2006	11	2.536	209.216	10944.76	10.3221	0	0	0	0	1	1	CONFID.
157	2006	12	2.651	329.925	10898.71	10.5627	0	0	0	0	1	1	CONFID.
158	2007	1	0.295	354.061	10852.11	10.7332	0	0	0	0	1	1	CONFID.
159	2007	2	0.000	712.277	10809.66	9.3043	0	0	0	0	1	1	CONFID.
160	2007	3	2.258	601.189	10770.85	9.6638	0	0	0	0	1	1	CONFID.
161	2007	4	29.421	207.825	10736.18	9.5679	0	0	0	0	1	1	CONFID.
162	2007	5	51.036	78.362	10708.98	11.7217	0	0	0	0	1	1	CONFID.
163	2007	6	180.434	3.223	10690.98	12.3116	0	0	0	0	1	1	CONFID.
164	2007	7	293.469	0.000	10683.99	12.1120	0	0	0	0	1	1	CONDID.
165	2007	8	344.046	0.000	10688.12	12.3625	0	0	0	0	1	1	CONFID.
166	2007	9	379.456	0.000	10701.46	12.5817	0	0	0	0	1	1	CONFID.
167	2007	10	176.310	6.594	10722.09	11.9911	0	0	0	0	1	1	CONFID.
168	2007	11	29.895	128.760	10748.01	11.2581	0	0	0	0	1	1	CONFID.
169	2007	12	0.000	366.398	10777.30	11.2432	0	0	0	0	1	1	CONFID.
170	2008	1	0.000	497.989	10808.49	10.7243	0	0	0	0	1	1	CONFID.
171	2008	2	0.000	607.816	10838.15	10.5635	0	0	0	0	1	1	CONFID.
172	2008	3	0.000	519.735	10865.38	10.9260	0	0	0	0	1	1	CONFID.
173	2008	4	1.440	234.235	10888.72	11.4625	0	0	0	0	1	1	CONFID.
174	2008	5	18.768	52.018	10905.67	13.7732	0	0	0	0	1	1	CONFID.
175	2008	6	111.579	3.567	10914.36	15.1858	0	0	0	0	1	1	CONFID.
176	2008	7	232.419	0.000	10912.90	16.2584	0	0	0	0	1	1	CONDID.
177	2008	8	281.376	0.000	10901.17	17.7436	0	0	0	0	1	1	CONFID.
178	2008	9	261.054	0.000	10881.56	17.3762	0	0	0	0	1	1	CONFID.
179	2008	10	101.630	8.640	10856.11	15.4207	0	0	0	0	1	1	CONFID.
180	2008	11	6.562	169.487	10827.05	13.0391	0	0	0	0	1	1	CONFID.
181	2008	12	0.000	551.381	10796.55	12.3667	0	0	0	0	1	1	CONFID.
182	2009	1	0.000	601.566	10766.35	11.9010	0	0	0	0	1	1	CONFID.
183	2009	2	0.000	731.275	10740.39	11.4172	0	0	0	0	1	1	CONFID.
184	2009	3	4.156	472.102	10719.30	10.7009	0	0	0	0	1	1	CONFID.
185	2009	4	3.158	182.250	10704.54	11.3079	0	0	0	0	1	1	CONFID.
186	2009	5	60.510	47.109	10699.25	10.4862	0	0	0	0	1	1	CONFID.
187	2009	6	121.756	4.565	10705.51	10.6702	0	0	0	0	1	1	CONFID.
188	2009	7	209.985	0.000	10725.47	9.7577	0	0	0	0	1	1	CONDID.
189	2009	8	216.563	0.000	10759.62	9.0715	0	0	0	0	1	1	CONFID.
190	2009	9	207.089	0.000	10804.54	9.9198	0	0	0	0	1	1	CONFID.
191	2009	10	73.977	32.971	10858.22	7.1472	0	0	0	0	1	1	CONFID.
192	2009	11	3.044	131.296	10918.02	7.4488	0	0	0	0	1	1	CONFID.
193	2009	12	0.196	344.652	10981.47	7.0487	0	0	0	0	1	1	CONFID.
194	2010	1	0.000	710.395	11047.06	7.0394	0	0	0	0	1	1	CONFID.
195	2010	2	0.000	710.461	11108.12	7.1938	0	0	0	0	1	1	CONFID.
196	2010	3	0.000	582.127	11165.44	8.0907	0	0	0	0	1	1	CONFID.
197	2010	4	24.266	135.648	11218.43	8.9215	0	0	0	0	1	1	CONFID.

Municipal Energy Sales
Exogenous Variables

Obs	YEAR	MONTH	bcdd65	bhdd55	gdp_kpc	gpc_ky	jul97	aug97	jan96	feb96	d02on	d05on	PRICE
198	2010	5	38.109	35.246	11262.45	8.7098	0	0	0	0	1	1	CONFID.
199	2010	6	185.686	5.711	11295.07	9.1649	0	0	0	0	1	1	CONFID.
200	2010	7	334.196	0.000	11313.77	9.6174	0	0	0	0	1	1	CONDID.
201	2010	8	389.928	0.000	11318.27	10.2291	0	0	0	0	1	1	CONFID.
202	2010	9	275.617	0.000	11310.23	10.6056	0	0	0	0	1	1	CONFID.
203	2010	10	103.495	11.241	11291.79	9.3329	0	0	0	0	1	1	CONFID.
204	2010	11	9.981	119.924	11265.08	8.0114	0	0	0	0	1	1	CONFID.
205	2010	12	0.000	488.105	11232.06	7.0699	0	0	0	0	1	1	CONFID.
206	2011	1	0.000	776.485	11194.19	7.0315	0	0	0	0	1	1	CONFID.
207	2011	2	0.000	708.579	11156.02	7.5098	0	0	0	0	1	1	CONFID.
208	2011	3	1.587	368.182	11117.65	7.3375	0	0	0	0	1	1	CONFID.
209	2011	4	15.299	236.640	11079.72	8.2714	0	0	0	0	1	1	CONFID.
210	2011	5	45.947	45.882	11045.60	8.6039	0	0	0	0	1	1	CONFID.
211	2011	6	172.056	14.776	11017.26	9.4145	0	0	0	0	1	1	CONFID.
212	2011	7	268.761	0.000	10996.71	9.5709	0	0	0	0	1	1	CONDID.
213	2011	8	397.766	0.000	10984.36	9.8070	0	0	0	0	1	1	CONFID.
214	2011	9	237.851	0.164	10979.76	9.4008	0	0	0	0	1	1	CONFID.
215	2011	10	42.413	28.815	10981.73	8.2733	0	0	0	0	1	1	CONFID.
216	2011	11	0.982	144.190	10989.22	7.8341	0	0	0	0	1	1	CONFID.
217	2011	12	1.473	263.279	11001.31	7.3937	0	0	0	0	1	1	CONFID.
218	2012	1	0.000	454.234	11017.26	6.8439	0	0	0	0	1	1	CONFID.
219	2012	2	0.000	472.904	11035.26	7.2488	0	0	0	0	1	1	CONFID.
220	2012	3	8.787	339.498	11054.87	8.3204	0	0	0	0	1	1	CONFID.
221	2012	4	36.620	71.457	11075.46	7.7996	0	0	0	0	1	1	CONFID.
222	2012	5	53.245	48.483	11095.75	8.2422	0	0	0	0	1	1	CONFID.
223	2012	6	157.493	0.245	11114.77	7.8954	0	0	0	0	1	1	CONFID.
224	2012	7	352.571	0.000	11131.58	8.1954	0	0	0	0	1	1	CONDID.
225	2012	8	346.844	0.000	11146.08	8.2618	0	0	0	0	1	1	CONFID.
226	2012	9	244.511	0.589	11158.11	7.8678	0	0	0	0	1	1	CONFID.
227	2012	10	58.841	39.156	11168.31	6.7291	0	0	0	0	1	1	CONFID.
228	2012	11	7.560	203.440	11177.06	6.2546	0	0	0	0	1	1	CONFID.
229	2012	12	0.000	332.134	11184.71	6.4223	0	0	0	0	1	1	CONFID.
230	2013	1	0.000	510.326	11191.77	7.1145	0	0	0	0	1	1	CONFID.
231	2013	2	0.000	598.326	11198.18	7.5369	0	0	0	0	1	1	CONFID.
232	2013	3	1.737	451.494	11204.61	8.6496	0	0	0	0	1	1	CONFID.
233	2013	4	14.058	221.748	11211.66	8.1050	0	0	0	0	1	1	CONFID.
234	2013	5	44.247	56.732	11219.49	8.5621	0	0	0	0	1	1	CONFID.
235	2013	6	136.020	6.420	11228.47	8.2013	0	0	0	0	1	1	CONFID.
236	2013	7	288.087	0.033	11238.96	8.5139	0	0	0	0	1	1	CONDID.
237	2013	8	340.381	0.000	11251.29	8.5838	0	0	0	0	1	1	CONFID.
238	2013	9	265.292	0.193	11264.97	8.1743	0	0	0	0	1	1	CONFID.
239	2013	10	85.868	23.357	11280.05	6.9910	0	0	0	0	1	1	CONFID.
240	2013	11	11.314	143.684	11296.39	6.4985	0	0	0	0	1	1	CONFID.
241	2013	12	1.372	372.973	11313.85	6.6746	0	0	0	0	1	1	CONFID.
242	2014	1	0.272	578.566	11332.61	6.8220	0	0	0	0	1	1	CONFID.
243	2014	2	0.046	617.824	11351.28	7.2275	0	0	0	0	1	1	CONFID.
244	2014	3	1.737	451.494	11370.63	8.2922	0	0	0	0	1	1	CONFID.
245	2014	4	14.058	221.748	11391.22	7.7669	0	0	0	0	1	1	CONFID.
246	2014	5	44.247	56.732	11412.26	8.2032	0	0	0	0	1	1	CONFID.

Municipal Energy Sales
Exogenous Variables

Obs	YEAR	MONTH	bcdd65	bhdd55	gdp_kpc	gpc_ky	jul97	aug97	jan96	feb96	d02on	d05on	PRICE
247	2014	6	136.020	6.420	11433.62	7.85928	0	0	0	0	1	1	CONFID.
248	2014	7	288.087	0.033	11455.18	8.16196	0	0	0	0	1	1	CONDID.
249	2014	8	340.381	0.000	11477.23	8.23035	0	0	0	0	1	1	CONFID.
250	2014	9	265.292	0.193	11499.08	7.83523	0	0	0	0	1	1	CONFID.
251	2014	10	85.868	23.357	11521.15	6.69703	0	0	0	0	1	1	CONFID.
252	2014	11	11.314	143.684	11543.45	6.22198	0	0	0	0	1	1	CONFID.
253	2014	12	1.372	372.973	11566.02	6.38907	0	0	0	0	1	1	CONFID.
254	2015	1	0.272	578.566	11589.27	6.58626	0	0	0	0	1	1	CONFID.
255	2015	2	0.046	617.824	11611.73	6.97762	0	0	0	0	1	1	CONFID.
256	2015	3	1.737	451.494	11634.54	8.00474	0	0	0	0	1	1	CONFID.
257	2015	4	14.058	221.748	11658.52	7.49676	0	0	0	0	1	1	CONFID.
258	2015	5	44.247	56.732	11682.96	7.91792	0	0	0	0	1	1	CONFID.
259	2015	6	136.020	6.420	11707.87	7.58752	0	0	0	0	1	1	CONFID.
260	2015	7	288.087	0.033	11733.30	7.88266	0	0	0	0	1	1	CONDID.
261	2015	8	340.381	0.000	11759.60	7.95224	0	0	0	0	1	1	CONFID.
262	2015	9	265.292	0.193	11785.80	7.57364	0	0	0	0	1	1	CONFID.
263	2015	10	85.868	23.357	11812.14	6.47582	0	0	0	0	1	1	CONFID.
264	2015	11	11.314	143.684	11838.48	6.01831	0	0	0	0	1	1	CONFID.
265	2015	12	1.372	372.973	11864.67	6.18142	0	0	0	0	1	1	CONFID.
266	2016	1	0.272	578.566	11890.96	6.96570	0	0	0	0	1	1	CONFID.
267	2016	2	0.046	617.824	11915.95	7.38112	0	0	0	0	1	1	CONFID.
268	2016	3	1.737	451.494	11940.33	8.46990	0	0	0	0	1	1	CONFID.
269	2016	4	14.058	221.748	11964.35	7.93496	0	0	0	0	1	1	CONFID.
270	2016	5	44.247	56.732	11987.43	8.38303	0	0	0	0	1	1	CONFID.
271	2016	6	136.020	6.420	12009.44	8.03484	0	0	0	0	1	1	CONFID.
272	2016	7	288.087	0.033	12030.22	8.34871	0	0	0	0	1	1	CONDID.
273	2016	8	340.381	0.000	12050.05	8.42402	0	0	0	0	1	1	CONFID.
274	2016	9	265.292	0.193	12068.42	8.02506	0	0	0	0	1	1	CONFID.
275	2016	10	85.868	23.357	12085.79	6.86376	0	0	0	0	1	1	CONFID.
276	2016	11	11.314	143.684	12102.27	6.38045	0	0	0	0	1	1	CONFID.
277	2016	12	1.372	372.973	12117.99	6.55456	0	0	0	0	1	1	CONFID.
278	2017	1	0.272	578.566	12133.33	7.21242	0	0	0	0	1	1	CONFID.
279	2017	2	0.046	617.824	12147.45	7.64289	0	0	0	0	1	1	CONFID.
280	2017	3	1.737	451.494	12161.20	8.77004	0	0	0	0	1	1	CONFID.
281	2017	4	14.058	221.748	12175.17	8.21526	0	0	0	0	1	1	CONFID.
282	2017	5	44.247	56.732	12189.00	8.67816	0	0	0	0	1	1	CONFID.
283	2017	6	136.020	6.420	12202.83	8.31670	0	0	0	0	1	1	CONFID.
284	2017	7	288.087	0.033	12216.76	8.64041	0	0	0	0	1	1	CONDID.
285	2017	8	340.381	0.000	12231.10	8.71649	0	0	0	0	1	1	CONFID.
286	2017	9	265.292	0.193	12245.38	8.30132	0	0	0	0	1	1	CONFID.
287	2017	10	85.868	23.357	12259.78	7.09792	0	0	0	0	1	1	CONFID.
288	2017	11	11.314	143.684	12274.32	6.59652	0	0	0	0	1	1	CONFID.
289	2017	12	1.372	372.973	12288.95	6.77547	0	0	0	0	1	1	CONFID.
290	2018	1	0.272	578.566	12303.92	7.50392	0	0	0	0	1	1	CONFID.
291	2018	2	0.046	617.824	12318.23	7.95122	0	0	0	0	1	1	CONFID.
292	2018	3	1.737	451.494	12332.58	9.12299	0	0	0	0	1	1	CONFID.
293	2018	4	14.058	221.748	12347.45	8.54511	0	0	0	0	1	1	CONFID.
294	2018	5	44.247	56.732	12362.34	9.02612	0	0	0	0	1	1	CONFID.
295	2018	6	136.020	6.420	12377.22	8.65025	0	0	0	0	1	1	CONFID.

Municipal Energy Sales
Exogenous Variables

Obs	YEAR	MONTH	bcdd65	bhdd55	gdp_kpc	gpc_ky	jul97	aug97	jan96	feb96	d02on	d05on	PRICE
296	2018	7	288.087	0.033	12392.09	8.98758	0	0	0	0	1	1	CONDID.
297	2018	8	340.381	0.000	12407.17	9.06779	0	0	0	0	1	1	CONFID.
298	2018	9	265.292	0.193	12422.01	8.63710	0	0	0	0	1	1	CONFID.
299	2018	10	85.868	23.357	12436.85	7.38601	0	0	0	0	1	1	CONFID.
300	2018	11	11.314	143.684	12451.73	6.86501	0	0	0	0	1	1	CONFID.
301	2018	12	1.372	372.973	12466.64	7.05184	0	0	0	0	1	1	CONFID.
302	2019	1	0.272	578.566	12481.87	7.63395	0	0	0	0	1	1	CONFID.
303	2019	2	0.046	617.824	12496.44	8.08962	0	0	0	0	1	1	CONFID.
304	2019	3	1.737	451.494	12511.10	9.28256	0	0	0	0	1	1	CONFID.
305	2019	4	14.058	221.748	12526.37	8.69536	0	0	0	0	1	1	CONFID.
306	2019	5	44.247	56.732	12541.76	9.18574	0	0	0	0	1	1	CONFID.
307	2019	6	136.020	6.420	12557.31	8.80402	0	0	0	0	1	1	CONFID.
308	2019	7	288.087	0.033	12573.02	9.14803	0	0	0	0	1	1	CONDID.
309	2019	8	340.381	0.000	12589.14	9.23009	0	0	0	0	1	1	CONFID.
310	2019	9	265.292	0.193	12605.14	8.79176	0	0	0	0	1	1	CONFID.
311	2019	10	85.868	23.357	12621.22	7.51832	0	0	0	0	1	1	CONFID.
312	2019	11	11.314	143.684	12637.37	6.98809	0	0	0	0	1	1	CONFID.
313	2019	12	1.372	372.973	12653.54	7.17859	0	0	0	0	1	1	CONFID.
314	2020	1	0.272	578.566	12669.98	7.71334	0	0	0	0	1	1	CONFID.
315	2020	2	0.046	617.824	12685.84	8.17398	0	0	0	0	1	1	CONFID.
316	2020	3	1.737	451.494	12701.63	9.37934	0	0	0	0	1	1	CONFID.
317	2020	4	14.058	221.748	12717.59	8.78615	0	0	0	0	1	1	CONFID.
318	2020	5	44.247	56.732	12733.41	9.28144	0	0	0	0	1	1	CONFID.
319	2020	6	136.020	6.420	12749.06	8.89547	0	0	0	0	1	1	CONFID.
320	2020	7	288.087	0.033	12764.51	9.24263	0	0	0	0	1	1	CONDID.
321	2020	8	340.381	0.000	12780.01	9.32547	0	0	0	0	1	1	CONFID.
322	2020	9	265.292	0.193	12795.08	8.88280	0	0	0	0	1	1	CONFID.
323	2020	10	85.868	23.357	12809.99	7.59639	0	0	0	0	1	1	CONFID.
324	2020	11	11.314	143.684	12824.79	7.06076	0	0	0	0	1	1	CONFID.
325	2020	12	1.372	372.973	12839.48	7.25298	0	0	0	0	1	1	CONFID.
326	2021	1	0.272	578.566	12854.36	7.82213	0	0	0	0	1	1	CONFID.
327	2021	2	0.046	617.824	12868.47	8.28901	0	0	0	0	1	1	CONFID.
328	2021	3	1.737	451.494	12882.57	9.51147	0	0	0	0	1	1	CONFID.
329	2021	4	14.058	221.748	12897.17	8.90985	0	0	0	0	1	1	CONFID.
330	2021	5	44.247	56.732	12911.80	9.41211	0	0	0	0	1	1	CONFID.
331	2021	6	136.020	6.420	12926.51	9.02039	0	0	0	0	1	1	CONFID.
332	2021	7	288.087	0.033	12941.31	9.37202	0	0	0	0	1	1	CONDID.
333	2021	8	340.381	0.000	12956.44	9.45548	0	0	0	0	1	1	CONFID.
334	2021	9	265.292	0.193	12971.38	9.00626	0	0	0	0	1	1	CONFID.
335	2021	10	85.868	23.357	12986.33	7.70164	0	0	0	0	1	1	CONFID.
336	2021	11	11.314	143.684	13001.25	7.15834	0	0	0	0	1	1	CONFID.
337	2021	12	1.372	372.973	13016.10	7.35300	0	0	0	0	1	1	CONFID.
338	2022	1	0.272	578.566	13031.07	7.98317	0	0	0	0	1	1	CONFID.
339	2022	2	0.046	617.824	13045.17	8.45954	0	0	0	0	1	1	CONFID.
340	2022	3	1.737	451.494	13059.07	9.70695	0	0	0	0	1	1	CONFID.
341	2022	4	14.058	221.748	13073.23	9.09292	0	0	0	0	1	1	CONFID.
342	2022	5	44.247	56.732	13087.09	9.60537	0	0	0	0	1	1	CONFID.
343	2022	6	136.020	6.420	13100.65	9.20562	0	0	0	0	1	1	CONFID.
344	2022	7	288.087	0.033	13113.84	9.56436	0	0	0	0	1	1	CONDID.

Municipal Energy Sales
Exogenous Variables

Obs	YEAR	MONTH	bcdd65	bhdd55	gdp_kpc	gpc_ky	jul97	aug97	jan96	feb96	d02on	d05on	PRICE
345	2022	8	340.381	0.000	13126.88	9.6494	0	0	0	0	1	1	CONFID.
346	2022	9	265.292	0.193	13139.41	9.1906	0	0	0	0	1	1	CONFID.
347	2022	10	85.868	23.357	13151.70	7.8591	0	0	0	0	1	1	CONFID.
348	2022	11	11.314	143.684	13163.79	7.3045	0	0	0	0	1	1	CONFID.
349	2022	12	1.372	372.973	13175.75	7.5032	0	0	0	0	1	1	CONFID.
350	2023	1	0.272	578.566	13187.82	8.1410	0	0	0	0	1	1	CONFID.
351	2023	2	0.046	617.824	13199.29	8.6267	0	0	0	0	1	1	CONFID.
352	2023	3	1.737	451.494	13210.78	9.8986	0	0	0	0	1	1	CONFID.
353	2023	4	14.058	221.748	13222.75	9.2720	0	0	0	0	1	1	CONFID.
354	2023	5	44.247	56.732	13234.85	9.7941	0	0	0	0	1	1	CONFID.
355	2023	6	136.020	6.420	13247.16	9.3862	0	0	0	0	1	1	CONFID.
356	2023	7	288.087	0.033	13259.70	9.7519	0	0	0	0	1	1	CONDID.
357	2023	8	340.381	0.000	13272.72	9.8385	0	0	0	0	1	1	CONFID.
358	2023	9	265.292	0.193	13285.72	9.3708	0	0	0	0	1	1	CONFID.
359	2023	10	85.868	23.357	13298.87	8.0131	0	0	0	0	1	1	CONFID.
360	2023	11	11.314	143.684	13312.12	7.4476	0	0	0	0	1	1	CONFID.
361	2023	12	1.372	372.973	13325.41	7.6498	0	0	0	0	1	1	CONFID.
362	2024	1	0.272	578.566	13338.90	8.2269	0	0	0	0	1	1	CONFID.
363	2024	2	0.046	617.824	13351.90	8.7174	0	0	0	0	1	1	CONFID.
364	2024	3	1.737	451.494	13364.77	10.0026	0	0	0	0	1	1	CONFID.
365	2024	4	14.058	221.748	13377.69	9.3699	0	0	0	0	1	1	CONFID.
366	2024	5	44.247	56.732	13390.38	9.8981	0	0	0	0	1	1	CONFID.
367	2024	6	136.020	6.420	13402.79	9.4861	0	0	0	0	1	1	CONFID.
368	2024	7	288.087	0.033	13414.87	9.8557	0	0	0	0	1	1	CONDID.
369	2024	8	340.381	0.000	13426.80	9.9433	0	0	0	0	1	1	CONFID.
370	2024	9	265.292	0.193	13438.24	9.4706	0	0	0	0	1	1	CONFID.
371	2024	10	85.868	23.357	13449.41	8.0985	0	0	0	0	1	1	CONFID.
372	2024	11	11.314	143.684	13460.35	7.5271	0	0	0	0	1	1	CONFID.
373	2024	12	1.372	372.973	13471.11	7.7317	0	0	0	0	1	1	CONFID.
374	2025	1	0.272	578.566	13481.89	8.2648	0	0	0	0	1	1	CONFID.
375	2025	2	0.046	617.824	13492.05	8.7579	0	0	0	0	1	1	CONFID.
376	2025	3	1.737	451.494	13502.14	10.0492	0	0	0	0	1	1	CONFID.
377	2025	4	14.058	221.748	13512.55	9.4134	0	0	0	0	1	1	CONFID.
378	2025	5	44.247	56.732	13522.96	9.9438	0	0	0	0	1	1	CONFID.
379	2025	6	136.020	6.420	13533.42	9.5301	0	0	0	0	1	1	CONFID.
380	2025	7	288.087	0.033	13543.96	9.9018	0	0	0	0	1	1	CONDID.
381	2025	8	340.381	0.000	13554.78	9.9902	0	0	0	0	1	1	CONFID.
382	2025	9	265.292	0.193	13565.54	9.5156	0	0	0	0	1	1	CONFID.
383	2025	10	85.868	23.357	13576.41	8.1372	0	0	0	0	1	1	CONFID.
384	2025	11	11.314	143.684	13587.40	7.5632	0	0	0	0	1	1	CONFID.
385	2025	12	1.372	372.973	13598.50	7.7689	0	0	0	0	1	1	CONFID.
386	2026	1	0.272	578.566	13609.91	8.3554	0	0	0	0	1	1	CONFID.
387	2026	2	0.046	617.824	13620.88	8.8540	0	0	0	0	1	1	CONFID.
388	2026	3	1.737	451.494	13631.97	10.1598	0	0	0	0	1	1	CONFID.
389	2026	4	14.058	221.748	13643.56	9.5174	0	0	0	0	1	1	CONFID.
390	2026	5	44.247	56.732	13655.28	10.0541	0	0	0	0	1	1	CONFID.
391	2026	6	136.020	6.420	13667.13	9.6362	0	0	0	0	1	1	CONFID.
392	2026	7	288.087	0.033	13679.11	10.0123	0	0	0	0	1	1	CONDID.
393	2026	8	340.381	0.000	13691.41	10.1020	0	0	0	0	1	1	CONFID.

Municipal Energy Sales
Exogenous Variables

Obs	YEAR	MONTH	bcdd65	bhdd55	gdp_kpc	gpc_ky	jul97	aug97	jan96	feb96	d02on	d05on	PRICE
394	2026	9	265.292	0.193	13703.60	9.6225	0	0	0	0	1	1	CONFID.
394	2026	10	85.868	23.357	13715.85	8.2289	0	0	0	0	1	1	CONFID.
395	2026	11	11.314	143.684	13728.13	7.6485	0	0	0	0	1	1	CONFID.
396	2026	12	1.372	372.973	13740.40	7.8566	0	0	0	0	1	1	CONFID.
397	2027	1	0.272	578.566	13752.83	8.4012	0	0	0	0	1	1	CONFID.
398	2027	2	0.046	617.824	13764.60	8.9027	0	0	0	0	1	1	CONFID.
399	2027	3	1.737	451.494	13776.28	10.2161	0	0	0	0	1	1	CONFID.
400	2027	4	14.058	221.748	13788.23	9.5706	0	0	0	0	1	1	CONFID.
401	2027	5	44.247	56.732	13800.02	10.1109	0	0	0	0	1	1	CONFID.
402	2027	6	136.020	6.420	13811.62	9.6909	0	0	0	0	1	1	CONFID.
403	2027	7	288.087	0.033	13823.00	10.0694	0	0	0	0	1	1	CONDID.
404	2027	8	340.381	0.000	13834.33	10.1596	0	0	0	0	1	1	CONFID.
405	2027	9	265.292	0.193	13845.27	9.6772	0	0	0	0	1	1	CONFID.
406	2027	10	85.868	23.357	13856.00	8.2756	0	0	0	0	1	1	CONFID.
407	2027	11	11.314	143.684	13866.55	7.6919	0	0	0	0	1	1	CONFID.
408	2027	12	1.372	372.973	13876.94	7.9014	0	0	0	0	1	1	CONFID.
409	2028	1	0.272	578.566	13887.34	8.4967	0	0	0	0	1	1	CONFID.
410	2028	2	0.046	617.824	13897.27	9.0043	0	0	0	0	1	1	CONFID.
411	2028	3	1.737	451.494	13907.09	10.3330	0	0	0	0	1	1	CONFID.
412	2028	4	14.058	221.748	13916.97	9.6806	0	0	0	0	1	1	CONFID.
413	2028	5	44.247	56.732	13926.76	10.2276	0	0	0	0	1	1	CONFID.
414	2028	6	136.020	6.420	13936.49	9.8031	0	0	0	0	1	1	CONFID.
415	2028	7	288.087	0.033	13946.16	10.1865	0	0	0	0	1	1	CONDID.
416	2028	8	340.381	0.000	13955.95	10.2785	0	0	0	0	1	1	CONFID.
417	2028	9	265.292	0.193	13965.58	9.7915	0	0	0	0	1	1	CONFID.
418	2028	10	85.868	23.357	13975.23	8.3742	0	0	0	0	1	1	CONFID.
419	2028	11	11.314	143.684	13984.92	7.7842	0	0	0	0	1	1	CONFID.
420	2028	12	1.372	372.973	13994.68	7.9962	0	0	0	0	1	1	CONFID.
421	2029	1	0.272	578.566	14004.72	8.5895	0	0	0	0	1	1	CONFID.
422	2029	2	0.046	617.824	14014.38	9.1026	0	0	0	0	1	1	CONFID.
423	2029	3	1.737	451.494	14024.19	10.4460	0	0	0	0	1	1	CONFID.
424	2029	4	14.058	221.748	14034.50	9.7868	0	0	0	0	1	1	CONFID.
425	2029	5	44.247	56.732	14045.03	10.3401	0	0	0	0	1	1	CONFID.
426	2029	6	136.020	6.420	14055.78	9.9114	0	0	0	0	1	1	CONFID.
427	2029	7	288.087	0.033	14066.79	10.2992	0	0	0	0	1	1	CONDID.
428	2029	8	340.381	0.000	14078.22	10.3922	0	0	0	0	1	1	CONFID.
429	2029	9	265.292	0.193	14089.63	9.8994	0	0	0	0	1	1	CONFID.
430	2029	10	85.868	23.357	14101.13	8.4661	0	0	0	0	1	1	CONFID.
431	2029	11	11.314	143.684	14112.65	7.8696	0	0	0	0	1	1	CONFID.
432	2029	12	1.372	372.973	14124.10	8.0845	0	0	0	0	1	1	CONFID.
433	2030	1	0.272	578.566	14135.60	8.6663	0	0	0	0	1	1	CONFID.
434	2030	2	0.046	617.824	14146.34	9.1845	0	0	0	0	1	1	CONFID.
435	2030	3	1.737	451.494	14156.81	10.5401	0	0	0	0	1	1	CONFID.
436	2030	4	14.058	221.748	14167.29	9.8745	0	0	0	0	1	1	CONFID.
437	2030	5	44.247	56.732	14177.34	10.4325	0	0	0	0	1	1	CONFID.
438	2030	6	136.020	6.420	14186.89	9.9999	0	0	0	0	1	1	CONFID.
439	2030	7	288.087	0.033	14195.86	10.3917	0	0	0	0	1	1	CONDID.
440	2030	8	340.381	0.000	14204.39	10.4860	0	0	0	0	1	1	CONFID.
441	2030	9	265.292	0.193	14212.30	9.9893	0	0	0	0	1	1	CONFID.

Municipal Energy Sales
Exogenous Variables

Obs	YEAR	MONTH	bcdd65	bhdd55	gdp_kpc	gpc_ky	jul97	aug97	jan96	feb96	d02on	d05on	PRICE
443	2030	10	85.868	23.357	14219.82	8.5434	0	0	0	0	1	1	CONFID.
444	2030	11	11.314	143.684	14227.03	7.9415	0	0	0	0	1	1	CONFID.
445	2030	12	1.372	372.973	14234.02	8.1581	0	0	0	0	1	1	CONFID.
446	2031	1	0.272	578.566	14241.02	8.7825	0	0	0	0	1	1	CONFID.
447	2031	2	0.046	617.824	14247.64	9.3078	0	0	0	0	1	1	CONFID.
448	2031	3	1.737	451.494	14254.32	10.6825	0	0	0	0	1	1	CONFID.
449	2031	4	14.058	221.748	14261.38	10.0090	0	0	0	0	1	1	CONFID.
450	2031	5	44.247	56.732	14268.68	10.5754	0	0	0	0	1	1	CONFID.
451	2031	6	136.020	6.420	14276.31	10.1367	0	0	0	0	1	1	CONFID.
452	2031	7	288.087	0.033	14284.36	10.5330	0	0	0	0	1	1	CONDID.
453	2031	8	340.381	0.000	14292.99	10.6279	0	0	0	0	1	1	CONFID.
454	2031	9	265.292	0.193	14301.87	10.1243	0	0	0	0	1	1	CONFID.
455	2031	10	85.868	23.357	14311.10	8.6591	0	0	0	0	1	1	CONFID.
456	2031	11	11.314	143.684	14320.60	8.0495	0	0	0	0	1	1	CONFID.
457	2031	12	1.372	372.973	14330.32	8.2695	0	0	0	0	1	1	CONFID.
458	2032	1	0.272	578.566	14340.38	8.8968	0	0	0	0	1	1	CONFID.
459	2032	2	0.046	617.824	14350.22	9.4288	0	0	0	0	1	1	CONFID.
460	2032	3	1.737	451.494	14360.12	10.8211	0	0	0	0	1	1	CONFID.
461	2032	4	14.058	221.748	14370.19	10.1388	0	0	0	0	1	1	CONFID.
462	2032	5	44.247	56.732	14380.20	10.7125	0	0	0	0	1	1	CONFID.
463	2032	6	136.020	6.420	14390.11	10.2687	0	0	0	0	1	1	CONFID.
464	2032	7	288.087	0.033	14399.85	10.6709	0	0	0	0	1	1	CONDID.
465	2032	8	340.381	0.000	14409.56	10.7679	0	0	0	0	1	1	CONFID.
466	2032	9	265.292	0.193	14418.94	10.2582	0	0	0	0	1	1	CONFID.
467	2032	10	85.868	23.357	14428.13	8.7739	0	0	0	0	1	1	CONFID.
468	2032	11	11.314	143.684	14437.18	8.1561	0	0	0	0	1	1	CONFID.
469	2032	12	1.372	372.973	14446.08	8.3789	0	0	0	0	1	1	CONFID.
470	2033	1	0.272	578.566	14454.97	9.0548	0	0	0	0	1	1	CONFID.
471	2033	2	0.046	617.824	14463.31	9.5965	0	0	0	0	1	1	CONFID.
472	2033	3	1.737	451.494	14471.54	11.0140	0	0	0	0	1	1	CONFID.
473	2033	4	14.058	221.748	14479.93	10.3200	0	0	0	0	1	1	CONFID.
474	2033	5	44.247	56.732	14488.23	10.9044	0	0	0	0	1	1	CONFID.
475	2033	6	136.020	6.420	14496.43	10.4527	0	0	0	0	1	1	CONFID.
476	2033	7	288.087	0.033	14504.54	10.8620	0	0	0	0	1	1	CONDID.
477	2033	8	340.381	0.000	14512.73	10.9606	0	0	0	0	1	1	CONFID.
478	2033	9	265.292	0.193	14520.74	10.4416	0	0	0	0	1	1	CONFID.
479	2033	10	85.868	23.357	14528.73	8.9306	0	0	0	0	1	1	CONFID.
480	2033	11	11.314	143.684	14536.73	8.3018	0	0	0	0	1	1	CONFID.
481	2033	12	1.372	372.973	14544.75	8.5288	0	0	0	0	1	1	CONFID.
482	2034	1	0.272	578.566	14552.96	9.3179	0	0	0	0	1	1	CONFID.
483	2034	2	0.046	617.824	14560.85	9.8755	0	0	0	0	1	1	CONFID.
484	2034	3	1.737	451.494	14568.83	11.3342	0	0	0	0	1	1	CONFID.
485	2034	4	14.058	221.748	14577.20	10.6199	0	0	0	0	1	1	CONFID.
486	2034	5	44.247	56.732	14585.71	11.2215	0	0	0	0	1	1	CONFID.
487	2034	6	136.020	6.420	14594.40	10.7572	0	0	0	0	1	1	CONFID.
488	2034	7	288.087	0.033	14603.28	11.1792	0	0	0	0	1	1	CONDID.
489	2034	8	340.381	0.000	14612.51	11.2813	0	0	0	0	1	1	CONFID.
490	2034	9	265.292	0.193	14621.74	10.7475	0	0	0	0	1	1	CONFID.
491	2034	10	85.868	23.357	14631.13	9.1922	0	0	0	0	1	1	CONFID.

Municipal Energy Sales
Exogenous Variables

Obs	YEAR	MONTH	bcdd65	bhdd55	gdp_kpc	gpc_ky	jul97	aug97	jan96	feb96	d02on	d05on	PRICE
492	2034	11	11.314	143.684	14640.63	8.5448	0	0	0	0	1	1	CONFID.
493	2034	12	1.372	372.973	14650.22	8.7777	0	0	0	0	1	1	CONFID.
494	2035	1	0.272	578.566	14660.03	9.6060	0	0	0	0	1	1	CONFID.
495	2035	2	0.046	617.824	14669.40	10.1802	0	0	0	0	1	1	CONFID.
496	2035	3	1.737	451.494	14678.79	11.6837	0	0	0	0	1	1	CONFID.
497	2035	4	14.058	221.748	14688.47	10.9474	0	0	0	0	1	1	CONFID.
498	2035	5	44.247	56.732	14698.12	11.5676	0	0	0	0	1	1	CONFID.
499	2035	6	136.020	6.420	14707.70	11.0889	0	0	0	0	1	1	CONFID.
500	2035	7	288.087	0.033	14717.18	11.5237	0	0	0	0	1	1	CONDID.
501	2035	8	340.381	0.000	14726.72	11.6284	0	0	0	0	1	1	CONFID.
502	2035	9	265.292	0.193	14736.01	11.0775	0	0	0	0	1	1	CONFID.
503	2035	10	85.868	23.357	14745.21	9.4741	0	0	0	0	1	1	CONFID.
504	2035	11	11.314	143.684	14754.33	8.8069	0	0	0	0	1	1	CONFID.
505	2035	12	1.372	372.973	14763.39	9.0480	0	0	0	0	1	1	CONFID.
506	2036	1	0.272	578.566	14772.53	9.9709	0	0	0	0	1	1	CONFID.
507	2036	2	0.046	617.824	14781.32	10.5681	0	0	0	0	1	1	CONFID.
508	2036	3	1.737	451.494	14790.08	12.1293	0	0	0	0	1	1	CONFID.
509	2036	4	14.058	221.748	14798.94	11.3652	0	0	0	0	1	1	CONFID.
510	2036	5	44.247	56.732	14807.78	12.0091	0	0	0	0	1	1	CONFID.
511	2036	6	136.020	6.420	14816.60	11.5123	0	0	0	0	1	1	CONFID.
512	2036	7	288.087	0.033	14825.41	11.9638	0	0	0	0	1	1	CONDID.
513	2036	8	340.381	0.000	14834.33	12.0726	0	0	0	0	1	1	CONFID.
514	2036	9	265.292	0.193	14843.05	11.5005	0	0	0	0	1	1	CONFID.
515	2036	10	85.868	23.357	14851.66	9.8355	0	0	0	0	1	1	CONFID.
516	2036	11	11.314	143.684	14860.13	9.1426	0	0	0	0	1	1	CONFID.
517	2036	12	1.372	372.973	14868.41	9.3924	0	0	0	0	1	1	CONFID.
518	2037	1	0.272	578.566	14876.61	10.3205	0	0	0	0	1	1	CONFID.
519	2037	2	0.046	617.824	14884.16	10.9387	0	0	0	0	1	1	CONFID.
520	2037	3	1.737	451.494	14891.42	12.5550	0	0	0	0	1	1	CONFID.
521	2037	4	14.058	221.748	14898.60	11.7643	0	0	0	0	1	1	CONFID.
522	2037	5	44.247	56.732	14905.40	12.4309	0	0	0	0	1	1	CONFID.
523	2037	6	136.020	6.420	14911.78	11.9165	0	0	0	0	1	1	CONFID.
524	2037	7	288.087	0.033	14917.71	12.3838	0	0	0	0	1	1	CONDID.
525	2037	8	340.381	0.000	14923.28	12.4964	0	0	0	0	1	1	CONFID.
526	2037	9	265.292	0.193	14928.38	11.9045	0	0	0	0	1	1	CONFID.
527	2037	10	85.868	23.357	14933.15	10.1813	0	0	0	0	1	1	CONFID.
528	2037	11	11.314	143.684	14937.67	9.4640	0	0	0	0	1	1	CONFID.
529	2037	12	1.372	372.973	14942.00	9.7221	0	0	0	0	1	1	CONFID.
530	2038	1	0.272	578.566	14946.26	10.6633	0	0	0	0	1	1	CONFID.
531	2038	2	0.046	617.824	14950.27	11.3010	0	0	0	0	1	1	CONFID.
532	2038	3	1.737	451.494	14954.27	12.9702	0	0	0	0	1	1	CONFID.
533	2038	4	14.058	221.748	14958.47	12.1527	0	0	0	0	1	1	CONFID.
534	2038	5	44.247	56.732	14962.79	12.8408	0	0	0	0	1	1	CONFID.
535	2038	6	136.020	6.420	14967.31	12.3090	0	0	0	0	1	1	CONFID.
536	2038	7	288.087	0.033	14972.07	12.7910	0	0	0	0	1	1	CONDID.
537	2038	8	340.381	0.000	14977.19	12.9064	0	0	0	0	1	1	CONFID.
538	2038	9	265.292	0.193	14982.45	12.2942	0	0	0	0	1	1	CONFID.
539	2038	10	85.868	23.357	14987.91	10.5138	0	0	0	0	1	1	CONFID.
540	2038	11	11.314	143.684	14993.52	9.7722	0	0	0	0	1	1	CONFID.

Municipal Energy Sales
Exogenous Variables

Obs	YEAR	MONTH	bcdd65	bhdd55	gdp_kpc	gpc_ky	jul97	aug97	jan96	feb96	d02on	d05on	PRICE
540	2038	12	1.372	372.973	14999.24	10.0380	0	0	0	0	1	1	CONFID.
541	2039	1	0.272	578.566	15005.13	10.8161	0	0	0	0	1	1	CONFID.
542	2039	2	0.046	617.824	15010.75	11.4622	0	0	0	0	1	1	CONFID.
543	2039	3	1.737	451.494	15016.37	13.1540	0	0	0	0	1	1	CONFID.
544	2039	4	14.058	221.748	15022.14	12.3240	0	0	0	0	1	1	CONFID.
545	2039	5	44.247	56.732	15027.82	13.0210	0	0	0	0	1	1	CONFID.
546	2039	6	136.020	6.420	15033.38	12.4811	0	0	0	0	1	1	CONFID.
547	2039	7	288.087	0.033	15038.77	12.9692	0	0	0	0	1	1	CONDID.
548	2039	8	340.381	0.000	15044.04	13.0856	0	0	0	0	1	1	CONFID.
549	2039	9	265.292	0.193	15049.01	12.4639	0	0	0	0	1	1	CONFID.
550	2039	10	85.868	23.357	15053.75	10.6579	0	0	0	0	1	1	CONFID.
551	2039	11	11.314	143.684	15058.23	9.9054	0	0	0	0	1	1	CONFID.
552	2039	12	1.372	372.973	15062.42	10.1741	0	0	0	0	1	1	CONFID.
553	2040	1	0.272	578.566	15066.38	11.0329	0	0	0	0	1	1	CONFID.
554	2040	2	0.046	617.824	15069.90	11.6914	0	0	0	0	1	1	CONFID.
555	2040	3	1.737	451.494	15073.09	13.4167	0	0	0	0	1	1	CONFID.
556	2040	4	14.058	221.748	15075.98	12.5702	0	0	0	0	1	1	CONFID.
557	2040	5	44.247	56.732	15078.49	13.2808	0	0	0	0	1	1	CONFID.
558	2040	6	136.020	6.420	15080.60	12.7295	0	0	0	0	1	1	CONFID.
559	2040	7	288.087	0.033	15082.29	13.2266	0	0	0	0	1	1	CONDID.
560	2040	8	340.381	0.000	15083.61	13.3446	0	0	0	0	1	1	CONFID.
561	2040	9	265.292	0.193	15084.59	12.7102	0	0	0	0	1	1	CONFID.
562	2040	10	85.868	23.357	15085.31	10.8683	0	0	0	0	1	1	CONFID.
563	2040	11	11.314	143.684	15085.86	10.1004	0	0	0	0	1	1	CONFID.
564	2040	12	1.372	372.973	15086.31	10.3737	0	0	0	0	1	1	CONFID.
565	2041	1	0.272	578.566	15086.73	11.3243	0	0	0	0	1	1	CONFID.
566	2041	2	0.046	617.824	15087.17	11.9991	0	0	0	0	1	1	CONFID.
567	2041	3	1.737	451.494	15087.72	13.7684	0	0	0	0	1	1	CONFID.
568	2041	4	14.058	221.748	15088.47	12.8981	0	0	0	0	1	1	CONFID.
569	2041	5	44.247	56.732	15089.47	13.6258	0	0	0	0	1	1	CONFID.
570	2041	6	136.020	6.420	15090.80	13.0591	0	0	0	0	1	1	CONFID.
571	2041	7	288.087	0.033	15092.54	13.5681	0	0	0	0	1	1	CONDID.
572	2041	8	340.381	0.000	15094.79	13.6876	0	0	0	0	1	1	CONFID.
573	2041	9	265.292	0.193	15097.55	13.0351	0	0	0	0	1	1	CONFID.
574	2041	10	85.868	23.357	15100.93	11.1442	0	0	0	0	1	1	CONFID.
575	2041	11	11.314	143.684	15105.01	10.3551	0	0	0	0	1	1	CONFID.
576	2041	12	1.372	372.973	15109.85	10.6336	0	0	0	0	1	1	CONFID.
577	2042	1	0.272	578.566	15115.64	11.6065	0	0	0	0	1	1	CONFID.
578	2042	2	0.046	617.824	15122.00	12.2970	0	0	0	0	1	1	CONFID.
579	2042	3	1.737	451.494	15129.31	14.1096	0	0	0	0	1	1	CONFID.
580	2042	4	14.058	221.748	15137.89	13.2171	0	0	0	0	1	1	CONFID.
581	2042	5	44.247	56.732	15147.59	13.9620	0	0	0	0	1	1	CONFID.
582	2042	6	136.020	6.420	15158.49	13.3801	0	0	0	0	1	1	CONFID.
583	2042	7	288.087	0.033	15170.67	13.8997	0	0	0	0	1	1	CONDID.
584	2042	8	340.381	0.000	15184.43	14.0204	0	0	0	0	1	1	CONFID.
585	2042	9	265.292	0.193	15199.38	13.3507	0	0	0	0	1	1	CONFID.
586	2042	10	85.868	23.357	15215.83	11.4131	0	0	0	0	1	1	CONFID.
587	2042	11	11.314	143.684	15233.84	10.6045	0	0	0	0	1	1	CONFID.
588	2042	12	1.372	372.973	15253.49	10.8891	0	0	0	0	1	1	CONFID.

Municipal Energy Sales
Model Estimation

The SYSLIN Procedure
Ordinary Least Squares Estimation

Model KWH
Dependent Variable KWH
Label Energy (kWh)

Analysis of Variance

Source	DF	Sum of Squares	Mean Square	F Value	Pr > F
Model	10	1.082E15	1.082E14	117.70	<.0001
Error	219	2.014E14	9.196E11		
Corrected Total	229	1.284E15			

Root MSE 958943.905 R-Square 0.84312
Dependent Mean 7437262.73 Adj R-Sq 0.83596
Coeff Var 12.89377

Parameter Estimates

Variable	DF	Parameter Estimate	Standard Error	t Value	Pr > t	Variable Label
Intercept	1	-1.044E7	20269181	-0.52	0.6069	Intercept
lgdp	1	1767322	2181038	0.81	0.4186	Service Area Gross Regional Product, Log
bhdd55	1	4485.331	348.3300	12.88	<.0001	Heating Degree Days (Base 55)
bcdd65	1	4676.998	665.4748	7.03	<.0001	Cooling Degree Days (Base 65)
ju197	1	-1.349E7	969513.5	-13.92	<.0001	Binary Variable-July 1997
aug97	1	14634849	971622.6	15.06	<.0001	Binary Variable-August 1997
jan96	1	-1.368E7	981430.8	-13.94	<.0001	Binary Variable-January 1996
feb96	1	14386292	982283.6	14.65	<.0001	Binary Variable-February 1996
dc2on	1	696883.2	283130.0	2.46	0.0146	Binary Variable-2002 On
d05on	1	453820.1	191925.5	2.36	0.0189	Binary Variable-2005 On

Municipal Energy Sales
Model Estimation

The SYSLIN Procedure
Ordinary Least Squares Estimation

Parameter Estimates

Variable	DF	Parameter Estimate	Standard Error	t Value	Pr > t	Variable Label
rpogpc36	1	-1020919	592597.1	-1.72	0.0863	Ratio Real Electric and Gas Prices, 36-Month Moving Ave.

Durbin-Watson 2.038999
Number of Observations 230
First-Order Autocorrelation -0.02013

Municipal Energy Sales
Model Residuals

time

Residual Values
Sum

1994.000000		*	83935
1994.0833333	*****		-1850426
1994.1666667	****		-417893
1994.2500000	*****		-923608
1994.3333333	***		-260383
1994.4166667	*****		825454
1994.5000000	***		264900
1994.5833333	*		-126662
1994.6666667	*****		-697831
1994.7500000	**		-165283
1994.8333333	**		244497
1994.9166667	*****		782587
1995.0000000	*****		541476
1995.0833333	*****		-656256
1995.1666667	*****		-949210
1995.2500000	*****		-499609
1995.3333333	*		-119149
1995.4166667	****		435247
1995.5000000	*****		799376
1995.5833333	*****		1101949
1995.6666667	*****		-1208838
1995.7500000	*		126878
1995.8333333	*****		637414
1995.9166667			31477
1996.0000000			0
1996.0833333			0
1996.1666667			-36369
1996.2500000	*****		-2587673
1996.3333333	*****		1944981
1996.4166667	****		377039
1996.5000000	*****		-1957962
1996.5833333	*****		3006714
1996.6666667	*****		-1707715
1996.7500000	*****		1306168
1996.8333333	*****		1002607
1996.9166667	*****		1075152
1997.0000000	*****		1048138
1997.0833333	*****		-907230
1997.1666667	*		-109463
1997.2500000	*****		-1121675
1997.3333333	**		-198479
1997.4166667	***		337031
1997.5000000			0
1997.5833333			-0
1997.6666667	****		-393267
1997.7500000	*		128566
1997.8333333	*		64683
1997.9166667	*****		1261524

Municipal Energy Sales
Model Residuals

1998.000000			-28698
1998.0833333	*****		-1231565
1998.1666667		*****	2565659
1998.2500000	*****		-2881377
1998.3333333		**	179273
1998.4166667		*****	874340
1998.5000000		*****	668895
1998.5833333		****	422995
1998.6666667		**	173650
1998.7500000	*****		-1042328
1998.8333333		****	354580
1998.9166667		*****	1678576
1999.0000000			35054
1999.0833333			-7693
1999.1666667	*****		-455344
1999.2500000	*****		-1200334
1999.3333333	*****		-621356
1999.4166667		*****	853917
1999.5000000		*****	1069005
1999.5833333	***		-323867
1999.6666667	***		-272834
1999.7500000	****		-437758
1999.8333333	**		-169385
1999.9166667		*****	1713541
2000.0000000		****	436863
2000.0833333	*****		-982538
2000.1666667	*****		-453771
2000.2500000	*****		-610751
2000.3333333	****		-416875
2000.4166667		*****	565195
2000.5000000		**	195288
2000.5833333		****	369372
2000.6666667	***		-325953
2000.7500000	****		-378098
2000.8333333		*****	1064267
2000.9166667		*****	1755980
2001.0000000		*	120044
2001.0833333	*****		-1153710
2001.1666667		*	51609
2001.2500000	*****		-1198594
2001.3333333	****		-384948
2001.4166667		***	283429
2001.5000000		*****	581863
2001.5833333		***	302844
2001.6666667	*****		-1131164
2001.7500000	***		-279871
2001.8333333		*****	713047
2001.9166667	*****		-1573285
2002.0000000		*****	2911617
2002.0833333	*****		-911855
2002.1666667	*****		-1454074

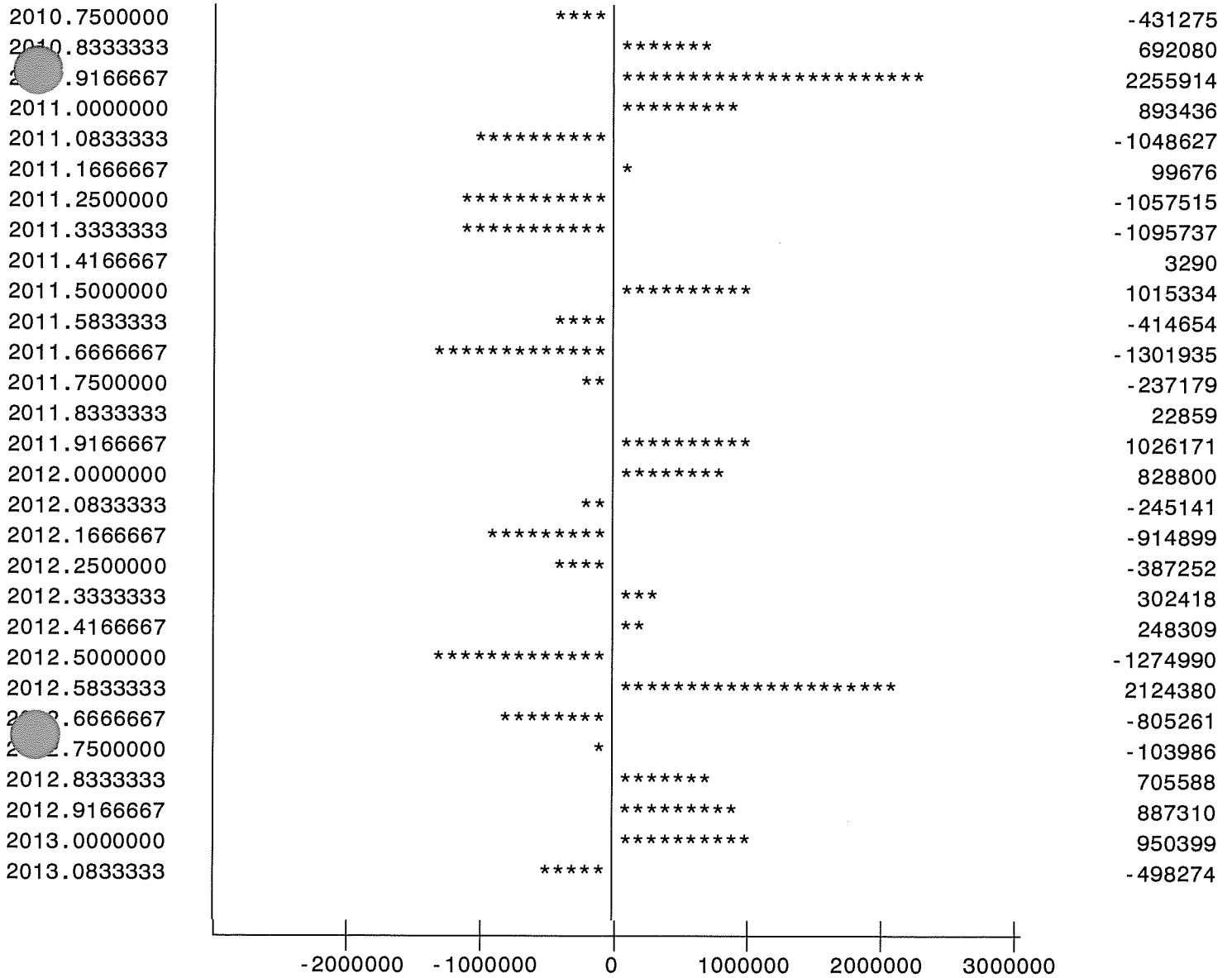
Municipal Energy Sales
Model Residuals

2002.2500000		*****	474064
2002.3333333	*****		-836244
2002.4166667		**	158699
2002.5000000		*****	829509
2002.5833333		*	94570
2002.6666667	*****		-1014942
2002.7500000	*****		-722859
2002.8333333		***	273447
2002.9166667		*****	967208
2003.0000000		*****	1247504
2003.0833333	*****		-2412851
2003.1666667	*****		-1452108
2003.2500000	*****		-813352
2003.3333333	*****		-805148
2003.4166667	***		-263045
2003.5000000		*****	718177
2003.5833333		****	437211
2003.6666667	*****		-980334
2003.7500000	**		-159058
2003.8333333		*	75897
2003.9166667		*****	1598004
2004.0000000		*****	1250606
2004.0833333	*****		-500969
2004.1666667	****		-400887
2004.2500000	*****		-834530
2004.3333333		*	114195
2004.4166667		*	123738
2004.5000000		*****	556443
2004.5833333			9361
2004.6666667	***		-268577
2004.7500000	****		-439767
2004.8333333	***		258362
2004.9166667	*****		2171990
2005.0000000		***	349128
2005.0833333	*****		-801209
2005.1666667		**	217800
2005.2500000	*****		-1415413
2005.3333333	*****		-769830
2005.4166667		***	326001
2005.5000000		****	399373
2005.5833333	**		-168173
2005.6666667	*****		-1023377
2005.7500000	*****		-849622
2005.8333333		*****	591063
2005.9166667		*****	1420573
2006.0000000		*	120109
2006.0833333		*	120146
2006.1666667	****		-441949
2006.2500000	*****		-1591379
2006.3333333	**		-193593
2006.4166667		*	82237

Municipal Energy Sales
Model Residuals

2006.500000		*****	872876
2006.5833333		****	389691
2006.6666667	*****		-1253988
2006.750000		****	425268
2006.8333333		****	408049
2006.9166667		*****	1144532
2007.000000		*****	921509
2007.0833333		**	190136
2007.1666667	*****		-1202770
2007.250000	****		-370293
2007.3333333		*	87828
2007.4166667		****	359320
2007.500000		**	227423
2007.5833333		*****	1150393
2007.6666667	*****		-1227600
2007.750000	*****		-886225
2007.8333333		***	272193
2007.9166667		*****	1231860
2008.000000		*****	1993517
2008.0833333		***	274504
2008.1666667		*	-88679
2008.250000	*****		-931570
2008.3333333	****		-365394
2008.4166667		*****	494013
2008.500000		*****	686354
2008.5833333			-2032
2008.6666667	*****		-1029118
2008.750000	***		-277231
2008.8333333		*****	702722
2008.9166667		****	413409
2009.000000		*****	1540091
2009.0833333	*****		-1478803
2009.1666667	*****		-1158580
2009.250000	*****		-979830
2009.3333333	*****		-828789
2009.4166667		*	72865
2009.500000		**	-243157
2009.5833333		***	347154
2009.6666667	*****		-964627
2009.750000	***		-283474
2009.8333333			13043
2009.9166667		*****	1409415
2010.000000		*****	896732
2010.0833333		***	-310254
2010.1666667	*****		-1216814
2010.250000	*****		-848592
2010.3333333			-29868
2010.4166667		*****	578165
2010.500000		*****	796610
2010.5833333		****	377528
2010.6666667	*****		-910640

Municipal Energy Sales
Model Residuals



Residual Values

Municipal Energy Sales
Actual and Forecast

Year	Energy Sales	Growth Rate
1994	73394000	.
1995	78285000	6.7
1996	82779786	5.7
1997	78693339	-4.9
1998	80490293	2.3
1999	80688141	0.2
2000	80797701	0.1
2001	79259500	-1.9
2002	93954100	18.5
2003	89150800	-5.1
2004	94458700	6.0
2005	98602259	4.4
2006	97668316	-0.9
2007	1.0025E8	2.6
2008	1.001E8	-0.2
2009	93765875	-6.3
2010	1.0149E8	8.2
2011	94142407	-7.2
2012	94157465	0.0
2013	94805020	0.7
2014	95082651	0.3
2015	95730865	0.7
2016	96293219	0.6
2017	96640996	0.4
2018	97074640	0.4
2019	97561219	0.5
2020	98049280	0.5
2021	98486511	0.4
2022	98877268	0.4
2023	99222604	0.3
2024	99564810	0.3
2025	99856983	0.3
2026	1.0014E8	0.3
2027	1.0043E8	0.3
2028	1.007E8	0.3
2029	1.0096E8	0.3
2030	1.0122E8	0.3
2031	1.0142E8	0.2
2032	1.0164E8	0.2
2033	1.0186E8	0.2
2034	1.0208E8	0.2
2035	1.0234E8	0.3
2036	1.0261E8	0.3
2037	1.0287E8	0.3
2038	1.0308E8	0.2
2039	1.0327E8	0.2
2040	1.0341E8	0.1
2041	1.0349E8	0.1

Municipal Energy Sales
Actual and Forecast

Year	Energy Sales	Growth Rate
2042	1.0367E8	0.2

Municipal Energy Sales-Vanceburg
Endogenous Variable

The MEANS Procedure

Variable	Label	Mean
YEAR	YEAR	2020.00
MONTH	MONTH	6.5000000
KWH	Energy (kWh)	5762992.02

Municipal Energy Sales-Vanceburg
Endogenous Variable

Obs	YEAR	MONTH	KWH
1	1998	1	.
2	1998	2	.
3	1998	3	.
4	1998	4	.
5	1998	5	.
6	1998	6	.
7	1998	7	.
8	1998	8	.
9	1998	9	.
10	1998	10	.
11	1998	11	.
12	1998	12	.
13	1999	1	.
14	1999	2	.
15	1999	3	.
16	1999	4	.
17	1999	5	.
18	1999	6	.
19	1999	7	.
20	1999	8	.
21	1999	9	.
22	1999	10	12234300
23	1999	11	4042900
24	1999	12	.
25	2000	1	11198700
26	2000	2	4776100
27	2000	3	.
28	2000	4	7805000
29	2000	5	3630100
30	2000	6	.
31	2000	7	8795500
32	2000	8	.
33	2000	9	8408200
34	2000	10	3749100
35	2000	11	4730900
36	2000	12	6660700
37	2001	1	6180900
38	2001	2	4843900
39	2001	3	5280800
40	2001	4	3948600
41	2001	5	3796800
42	2001	6	4291100
43	2001	7	5052300
44	2001	8	5356400
45	2001	9	4096800
46	2001	10	4088300
47	2001	11	4300600
48	2001	12	2299200
49	2002	1	8943700

Municipal Energy Sales-Vanceburg
Endogenous Variable

Obs	YEAR	MONTH	KWH
50	2002	2	5190600
51	2002	3	5282300
52	2002	4	4297500
53	2002	5	4214600
54	2002	6	5048200
55	2002	7	5847100
56	2002	8	5728200
57	2002	9	4737700
58	2002	10	4543600
59	2002	11	5228200
60	2002	12	6307200
61	2003	1	7196800
62	2003	2	4933800
63	2003	3	5240000
64	2003	4	4292700
65	2003	5	4109500
66	2003	6	4543000
67	2003	7	5596500
68	2003	8	5731100
69	2003	9	4620900
70	2003	10	4660600
71	2003	11	5006200
72	2003	12	6571300
73	2004	1	14046200
74	2004	2	6448700
75	2004	3	5622300
76	2004	4	4774800
77	2004	5	5165900
78	2004	6	5227000
79	2004	7	5771900
80	2004	8	5463400
81	2004	9	4894000
82	2004	10	4625900
83	2004	11	5099800
84	2004	12	6754800
85	2005	1	6745600
86	2005	2	5941500
87	2005	3	6355800
88	2005	4	4677400
89	2005	5	4702300
90	2005	6	5447400
91	2005	7	6301700
92	2005	8	6255200
93	2005	9	5113200
94	2005	10	5019600
95	2005	11	5577300
96	2005	12	7594900
97	2006	1	6398257
98	2006	2	6314298

Municipal Energy Sales-Vanceburg
Endogenous Variable

Obs	YEAR	MONTH	KWH
99	2006	3	6145647
100	2006	4	4667655
101	2006	5	5015456
102	2006	6	5415456
103	2006	7	6364417
104	2006	8	6583382
105	2006	9	5034548
106	2006	10	5601748
107	2006	11	5947180
108	2006	12	6807119
109	2007	1	6588896
110	2007	2	7202739
111	2007	3	6068974
112	2007	4	5517935
113	2007	5	5427061
114	2007	6	5802358
115	2007	7	6033322
116	2007	8	6768081
117	2007	9	5222239
118	2007	10	4820080
119	2007	11	5498788
120	2007	12	6876039
121	2008	1	7869550
122	2008	2	7046240
123	2008	3	6590161
124	2008	4	5051722
125	2008	5	4953384
126	2008	6	5619318
127	2008	7	6184453
128	2008	8	5845131
129	2008	9	4987397
130	2008	10	5121746
131	2008	11	5868990
132	2008	12	6684470
133	2009	1	7669855
134	2009	2	5961478
135	2009	3	5401225
136	2009	4	4657686
137	2009	5	4531689
138	2009	6	5244464
139	2009	7	5288042
140	2009	8	5730604
141	2009	9	4833290
142	2009	10	5002297
143	2009	11	5190393
144	2009	12	6753397
145	2010	1	7579071
146	2010	2	6757084
147	2010	3	5812924

Municipal Energy Sales-Vanceburg
Endogenous Variable

Obs	YEAR	MONTH	KWH
148	2010	4	4841453
149	2010	5	5183562
150	2010	6	5963525
151	2010	7	6592324
152	2010	8	6489495
153	2010	9	5242998
154	2010	10	5076465
155	2010	11	5784041
156	2010	12	7769632
157	2011	1	7785463
158	2011	2	6283390
159	2011	3	6105289
160	2011	4	4946921
161	2011	5	4076127
162	2011	6	5450874
163	2011	7	6331082
164	2011	8	5735701
165	2011	9	4614793
166	2011	10	4792815
167	2011	11	5212036
168	2011	12	6251902
169	2012	1	6718523
170	2012	2	6092541
171	2012	3	5306366
172	2012	4	4943293
173	2012	5	5453549
174	2012	6	5582373
175	2012	7	4478214
176	2012	8	8129155
177	2012	9	5145410
178	2012	10	5081638
179	2012	11	5965852
180	2012	12	6499653
181	2013	1	7082293
182	2013	2	6358163
183	2013	3	.
184	2013	4	.
185	2013	5	.
186	2013	6	.
187	2013	7	.
188	2013	8	.
189	2013	9	.
190	2013	10	.
191	2013	11	.
192	2013	12	.
193	2014	1	.
194	2014	2	.
195	2014	3	.
196	2014	4	.

Municipal Energy Sales-Vanceburg
Endogenous Variable

Obs	YEAR	MONTH	KWH
197	2014	5	.
198	2014	6	.
199	2014	7	.
200	2014	8	.
201	2014	9	.
202	2014	10	.
203	2014	11	.
204	2014	12	.
205	2015	1	.
206	2015	2	.
207	2015	3	.
208	2015	4	.
209	2015	5	.
210	2015	6	.
211	2015	7	.
212	2015	8	.
213	2015	9	.
214	2015	10	.
215	2015	11	.
216	2015	12	.
217	2016	1	.
218	2016	2	.
219	2016	3	.
220	2016	4	.
221	2016	5	.
222	2016	6	.
223	2016	7	.
224	2016	8	.
225	2016	9	.
226	2016	10	.
227	2016	11	.
228	2016	12	.
229	2017	1	.
230	2017	2	.
231	2017	3	.
232	2017	4	.
233	2017	5	.
234	2017	6	.
235	2017	7	.
236	2017	8	.
237	2017	9	.
238	2017	10	.
239	2017	11	.
240	2017	12	.
241	2018	1	.
242	2018	2	.
243	2018	3	.
244	2018	4	.
245	2018	5	.

Municipal Energy Sales-Vanceburg
Endogenous Variable

Obs	YEAR	MONTH	KWH
246	2018	6	.
247	2018	7	.
248	2018	8	.
249	2018	9	.
250	2018	10	.
251	2018	11	.
252	2018	12	.
253	2019	1	.
254	2019	2	.
255	2019	3	.
256	2019	4	.
257	2019	5	.
258	2019	6	.
259	2019	7	.
260	2019	8	.
261	2019	9	.
262	2019	10	.
263	2019	11	.
264	2019	12	.
265	2020	1	.
266	2020	2	.
267	2020	3	.
268	2020	4	.
269	2020	5	.
270	2020	6	.
271	2020	7	.
272	2020	8	.
273	2020	9	.
274	2020	10	.
275	2020	11	.
276	2020	12	.
277	2021	1	.
278	2021	2	.
279	2021	3	.
280	2021	4	.
281	2021	5	.
282	2021	6	.
283	2021	7	.
284	2021	8	.
285	2021	9	.
286	2021	10	.
287	2021	11	.
288	2021	12	.
289	2022	1	.
290	2022	2	.
291	2022	3	.
292	2022	4	.
293	2022	5	.
294	2022	6	.

Municipal Energy Sales-Vanceburg
Endogenous Variable

Obs	YEAR	MONTH	KWH
295	2022	7	.
296	2022	8	.
297	2022	9	.
298	2022	10	.
299	2022	11	.
300	2022	12	.
301	2023	1	.
302	2023	2	.
303	2023	3	.
304	2023	4	.
305	2023	5	.
306	2023	6	.
307	2023	7	.
308	2023	8	.
309	2023	9	.
310	2023	10	.
311	2023	11	.
312	2023	12	.
313	2024	1	.
314	2024	2	.
315	2024	3	.
316	2024	4	.
317	2024	5	.
318	2024	6	.
319	2024	7	.
320	2024	8	.
321	2024	9	.
322	2024	10	.
323	2024	11	.
324	2024	12	.
325	2025	1	.
326	2025	2	.
327	2025	3	.
328	2025	4	.
329	2025	5	.
330	2025	6	.
331	2025	7	.
332	2025	8	.
333	2025	9	.
334	2025	10	.
335	2025	11	.
336	2025	12	.
337	2026	1	.
338	2026	2	.
339	2026	3	.
340	2026	4	.
341	2026	5	.
342	2026	6	.
343	2026	7	.

Municipal Energy Sales-Vanceburg
Endogenous Variable

Obs	YEAR	MONTH	KWH
344	2026	8	.
345	2026	9	.
346	2026	10	.
347	2026	11	.
348	2026	12	.
349	2027	1	.
350	2027	2	.
351	2027	3	.
352	2027	4	.
353	2027	5	.
354	2027	6	.
355	2027	7	.
356	2027	8	.
357	2027	9	.
358	2027	10	.
359	2027	11	.
360	2027	12	.
361	2028	1	.
362	2028	2	.
363	2028	3	.
364	2028	4	.
365	2028	5	.
366	2028	6	.
367	2028	7	.
368	2028	8	.
369	2028	9	.
370	2028	10	.
371	2028	11	.
372	2028	12	.
373	2029	1	.
374	2029	2	.
375	2029	3	.
376	2029	4	.
377	2029	5	.
378	2029	6	.
379	2029	7	.
380	2029	8	.
381	2029	9	.
382	2029	10	.
383	2029	11	.
384	2029	12	.
385	2030	1	.
386	2030	2	.
387	2030	3	.
388	2030	4	.
389	2030	5	.
390	2030	6	.
391	2030	7	.
392	2030	8	.

Municipal Energy Sales-Vanceburg
Endogenous Variable

Obs	YEAR	MONTH	KWH
393	2030	9	.
394	2030	10	.
395	2030	11	.
396	2030	12	.
397	2031	1	.
398	2031	2	.
399	2031	3	.
400	2031	4	.
401	2031	5	.
402	2031	6	.
403	2031	7	.
404	2031	8	.
405	2031	9	.
406	2031	10	.
407	2031	11	.
408	2031	12	.
409	2032	1	.
410	2032	2	.
411	2032	3	.
412	2032	4	.
413	2032	5	.
414	2032	6	.
415	2032	7	.
416	2032	8	.
417	2032	9	.
418	2032	10	.
419	2032	11	.
420	2032	12	.
421	2033	1	.
422	2033	2	.
423	2033	3	.
424	2033	4	.
425	2033	5	.
426	2033	6	.
427	2033	7	.
428	2033	8	.
429	2033	9	.
430	2033	10	.
431	2033	11	.
432	2033	12	.
433	2034	1	.
434	2034	2	.
435	2034	3	.
436	2034	4	.
437	2034	5	.
438	2034	6	.
439	2034	7	.
440	2034	8	.
441	2034	9	.

Municipal Energy Sales-Vanceburg
Endogenous Variable

Obs	YEAR	MONTH	KWH
442	2034	10	.
443	2034	11	.
444	2034	12	.
445	2035	1	.
446	2035	2	.
447	2035	3	.
448	2035	4	.
449	2035	5	.
450	2035	6	.
451	2035	7	.
452	2035	8	.
453	2035	9	.
454	2035	10	.
455	2035	11	.
456	2035	12	.
457	2036	1	.
458	2036	2	.
459	2036	3	.
460	2036	4	.
461	2036	5	.
462	2036	6	.
463	2036	7	.
464	2036	8	.
465	2036	9	.
466	2036	10	.
467	2036	11	.
468	2036	12	.
469	2037	1	.
470	2037	2	.
471	2037	3	.
472	2037	4	.
473	2037	5	.
474	2037	6	.
475	2037	7	.
476	2037	8	.
477	2037	9	.
478	2037	10	.
479	2037	11	.
480	2037	12	.
481	2038	1	.
482	2038	2	.
483	2038	3	.
484	2038	4	.
485	2038	5	.
486	2038	6	.
487	2038	7	.
488	2038	8	.
489	2038	9	.
490	2038	10	.

Municipal Energy Sales-Vanceburg
Endogenous Variable

Obs	YEAR	MONTH	KWH
491	2038	11	.
492	2038	12	.
493	2039	1	.
494	2039	2	.
495	2039	3	.
496	2039	4	.
497	2039	5	.
498	2039	6	.
499	2039	7	.
500	2039	8	.
501	2039	9	.
502	2039	10	.
503	2039	11	.
504	2039	12	.
505	2040	1	.
506	2040	2	.
507	2040	3	.
508	2040	4	.
509	2040	5	.
510	2040	6	.
511	2040	7	.
512	2040	8	.
513	2040	9	.
514	2040	10	.
515	2040	11	.
516	2040	12	.
517	2041	1	.
518	2041	2	.
519	2041	3	.
520	2041	4	.
521	2041	5	.
522	2041	6	.
523	2041	7	.
524	2041	8	.
525	2041	9	.
526	2041	10	.
527	2041	11	.
528	2041	12	.
529	2042	1	.
530	2042	2	.
531	2042	3	.
532	2042	4	.
533	2042	5	.
534	2042	6	.
535	2042	7	.
536	2042	8	.
537	2042	9	.
538	2042	10	.
539	2042	11	.

Municipal Energy Sales-Vanceburg
Endogenous Variable

Obs	YEAR	MONTH	KWH
540	2042	12	.

Municipal Energy Sales-Vanceburg
Exogenous Variables

The MEANS Procedure

Variable	Label	Mean
YEAR	YEAR	2020.00
MONTH	MONTH	6.5000000
bcdd65	Cooling Degree Days (Base 65)	98.9738261
bhdd55	Heating Degree Days (Base 55)	204.5816832
gdpcom_kpc	Service Area Gross Regional Product-Commercial	9040.31
d1	Binary Variable-January	0.0833333
d2	Binary Variable-February	0.0833333
d3	Binary Variable-March	0.0833333
d4	Binary Variable-April	0.0833333
d5	Binary Variable-May	0.0833333
d6	Binary Variable-June	0.0833333
d7	Binary Variable-July	0.0833333
d8	Binary Variable-August	0.0833333
d9	Binary Variable-September	0.0833333
d10	Binary Variable-October	0.0833333
d11	Binary Variable-November	0.0833333

Municipal Energy Sales-Vanceburg
Model Estimation

The SYSLIN Procedure
Ordinary Least Squares Estimation

Parameter Estimates

Variable	DF	Parameter Estimate	Standard Error	t Value	Pr > t	Variable Label
d9	1	-0.01272	0.149110	-0.09	0.9321	Binary Variable-September
d10	1	-0.03717	0.105352	-0.35	0.7248	Binary Variable-October
d11	1	-0.07174	0.083423	-0.86	0.3913	Binary Variable-November

Durbin-Watson 1.914464
Number of Observations 157
First-Order Autocorrelation -0.06265

Municipal Energy Sales-Vanceburg
Model Estimation

time		Residual Values	Sum
1999.750000	*****	0.930783	
1999.833333	****	-0.191847	
2000.000000	*****	0.477591	
2000.083333	****	-0.198101	
2000.250000	*****	0.540259	
2000.333333	****	-0.183980	
2000.500000	*****	0.438997	
2000.666667	*****	0.549313	
2000.750000	*****	-0.265656	
2000.833333	*	-0.043567	
2000.916667	*	0.047800	
2001.000000	*****	-0.243481	
2001.083333	***	-0.162377	
2001.166667	*	-0.027907	
2001.250000	****	-0.214726	
2001.333333	***	-0.146740	
2001.416667	***	-0.169210	
2001.500000	***	-0.137355	
2001.583333	**	-0.092961	
2001.666667	****	-0.181213	
2001.750000	****	-0.194909	
2001.833333	***	-0.159754	
2001.916667	*****	-0.877576	
2002.000000	****	0.208767	
2002.083333	*	-0.045077	
2002.166667	*	-0.036170	
2002.250000	**	-0.117291	
2002.333333	*	-0.069021	
2002.416667	*	-0.031357	
2002.500000		0.002297	
2002.583333	*	-0.034322	
2002.666667	*	-0.040457	
2002.750000	**	-0.088885	
2002.833333		0.009089	
2002.916667		-0.009087	
2003.000000		-0.019217	
2003.083333	*****	-0.241432	
2003.166667	**	-0.104094	
2003.250000	**	-0.095669	
2003.333333	**	-0.094948	
2003.416667	***	-0.143132	
2003.500000	*	-0.062324	
2003.583333	*	-0.058926	
2003.666667	**	-0.085902	
2003.750000	**	-0.093895	
2003.833333		-0.017778	
2003.916667	**	0.078358	
2004.000000		0.000000	

Municipal Energy Sales-Vanceburg
Model Estimation

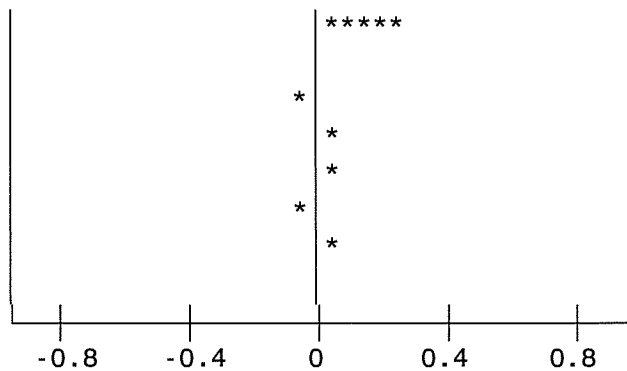
2004.0833333	*	0.049829
2004.1666667		0.008749
2004.2500000	*	-0.032864
2004.3333333	**	0.121024
2004.4166667		0.007344
2004.5000000	*	-0.033059
2004.5833333	**	-0.113910
2004.6666667	*	-0.038068
2004.7500000	**	-0.093191
2004.8333333		0.010030
2004.9166667	**	0.123563
2005.0000000	*	-0.064904
2005.0833333		0.016663
2005.1666667	**	0.089934
2005.2500000	*	-0.062171
2005.3333333		0.009354
2005.4166667	*	0.030358
2005.5000000	*	0.060007
2005.5833333	*	0.039177
2005.6666667		0.014045
2005.7500000		-0.004865
2005.8333333	*	0.059622
2005.9166667	***	0.152321
2006.0000000	**	-0.122119
2006.0833333	***	0.144724
2006.1666667	*	0.065951
2006.2500000	*	-0.070028
2006.3333333	**	0.092903
2006.4166667		0.023810
2006.5000000	*	0.058612
2006.5833333	**	0.086024
2006.6666667		-0.009707
2006.7500000	**	0.079755
2006.8333333	**	0.099356
2006.9166667	**	0.112898
2007.0000000	*	-0.032862
2007.0833333	***	0.157131
2007.1666667		0.003025
2007.2500000	**	0.117533
2007.3333333	***	0.152984
2007.4166667	**	0.103535
2007.5000000		0.008962
2007.5833333	**	0.103486
2007.6666667	*	0.036927
2007.7500000	*	-0.047779
2007.8333333	*	0.048197
2007.9166667	**	0.095612
2008.0000000	*	0.070784
2008.0833333	***	0.162627
2008.1666667	**	0.101594
2008.2500000		-0.003438

Municipal Energy Sales-Vanceburg
Model Estimation

2008.3333333	*	0.050055
2008.4166667	*	0.044815
2008.5000000		0.009376
2008.5833333	*	-0.065538
2008.6666667	*	-0.035462
2008.7500000		-0.005867
2008.8333333	**	0.088117
2008.9166667		-0.011443
2009.0000000		0.003722
2009.0833333	*	-0.050934
2009.1666667	*	-0.069279
2009.2500000	*	-0.052698
2009.3333333		-0.020139
2009.4166667		-0.010995
2009.5000000	***	-0.137890
2009.5833333	**	-0.082602
2009.6666667	*	-0.065229
2009.7500000	*	-0.037923
2009.8333333		-0.017957
2009.9166667	**	0.082170
2010.0000000	*	-0.060161
2010.0833333	*	0.072381
2010.1666667	*	-0.056288
2010.2500000		-0.009644
2010.3333333	**	0.096290
2010.4166667	**	0.102620
2010.5000000	*	0.074558
2010.5833333	*	0.039840
2010.6666667		0.002725
2010.7500000	*	-0.030454
2010.8333333	**	0.078446
2010.9166667	***	0.148033
2011.0000000	*	-0.072329
2011.0833333		-0.008032
2011.1666667	**	0.076407
2011.2500000	*	-0.033711
2011.3333333	***	-0.147492
2011.4166667		0.009509
2011.5000000	*	0.029975
2011.5833333	**	-0.078118
2011.6666667	**	-0.124631
2011.7500000	**	-0.097920
2011.8333333	*	-0.032809
2011.9166667	*	0.027421
2012.0000000	**	-0.083891
2012.0833333	*	0.059634
2012.1666667	*	-0.051923
2012.2500000	*	0.034449
2012.3333333	***	0.139711
2012.4166667	*	0.032703
2012.5000000	*****	-0.312156

Municipal Energy Sales-Vanceburg
Model Estimation

2012.5833333
2012.6666667
2012.7500000
2012.8333333
2012.9166667
2013.0000000
2013.0833333



0.257849
-0.022342
-0.049194
0.070853
0.029929
-0.061901
0.042963

Residual Values

Municipal Energy Sales-Vanceburg
Actual and Forecast

Year	Energy Sales	Growth Rate
1998	.	.
1999	16277200	.
2000	59754300	267.1
2001	53535700	-10.4
2002	65368900	22.1
2003	62502400	-4.4
2004	73894700	18.2
2005	69731900	-5.6
2006	70295163	0.8
2007	71826512	2.2
2008	71822562	0.0
2009	66264420	-7.7
2010	73092574	10.3
2011	67586393	-7.5
2012	69396567	2.7
2013	69769553.013	0.5
2014	70766737.986	1.4
2015	71357558.387	0.8
2016	71942874.232	0.8
2017	72425625.539	0.7
2018	72838475.365	0.6
2019	73227622.422	0.5
2020	73622707.868	0.5
2021	74030072.567	0.6
2022	74431495.231	0.5
2023	74801898.743	0.5
2024	75157881.9	0.5
2025	75484270.453	0.4
2026	75785648.123	0.4
2027	76070588.045	0.4
2028	76357262.476	0.4
2029	76635325.353	0.4
2030	76910346.471	0.4
2031	77165725.703	0.3
2032	77392305.289	0.3
2033	77587898.269	0.3
2034	77788130.231	0.3
2035	78025076.596	0.3
2036	78278795.008	0.3
2037	78510619.463	0.3
2038	78672607.689	0.2
2039	78804291.095	0.2
2040	78889815.005	0.1
2041	78883328.626	0.0
2042	78999840.328	0.1

Municipal Energy Sales-Olive Hill
Endogenous Variable

The MEANS Procedure

Variable	Label	Mean
YEAR	YEAR	2020.00
MONTH	MONTH	6.5000000
kwh	Energy (kWh)	2281187.54

Municipal Energy Sales-Olive Hill
Endogenous Variable

Obs	YEAR	MONTH	kwh
1	1998	1	.
2	1998	2	.
3	1998	3	.
4	1998	4	.
5	1998	5	.
6	1998	6	.
7	1998	7	.
8	1998	8	.
9	1998	9	.
10	1998	10	.
11	1998	11	.
12	1998	12	.
13	1999	1	.
14	1999	2	.
15	1999	3	.
16	1999	4	.
17	1999	5	.
18	1999	6	.
19	1999	7	.
20	1999	8	.
21	1999	9	.
22	1999	10	2034000
23	1999	11	1624800
24	1999	12	1805400
25	2000	1	2770800
26	2000	2	2322600
27	2000	3	2514000
28	2000	4	1922400
29	2000	5	1805400
30	2000	6	1762800
31	2000	7	2264400
32	2000	8	2232600
33	2000	9	2171400
34	2000	10	2149800
35	2000	11	1719600
36	2000	12	2310600
37	2001	1	2946600
38	2001	2	3016800
39	2001	3	2213400
40	2001	4	1875000
41	2001	5	1926600
42	2001	6	1950600
43	2001	7	2127600
44	2001	8	2043600
45	2001	9	1536600
46	2001	10	1618800
47	2001	11	2665800
48	2001	12	2473200
49	2002	1	2822400

Municipal Energy Sales-Olive Hill
Endogenous Variable

Obs	YEAR	MONTH	kwh
50	2002	2	2305800
51	2002	3	1447200
52	2002	4	3568800
53	2002	5	1759200
54	2002	6	2199600
55	2002	7	2733000
56	2002	8	2510400
57	2002	9	2182800
58	2002	10	1769400
59	2002	11	2152200
60	2002	12	3134400
61	2003	1	2929200
62	2003	2	2545200
63	2003	3	2048400
64	2003	4	1948800
65	2003	5	1759200
66	2003	6	1802400
67	2003	7	2522400
68	2003	8	2311800
69	2003	9	1956000
70	2003	10	1899600
71	2003	11	1945200
72	2003	12	2980200
73	2004	1	5491800
74	2004	2	2680200
75	2004	3	2263200
76	2004	4	1889400
77	2004	5	1944600
78	2004	6	2245800
79	2004	7	2372400
80	2004	8	2116800
81	2004	9	2262000
82	2004	10	1676400
83	2004	11	1890000
84	2004	12	3109200
85	2005	1	2632200
86	2005	2	2297241
87	2005	3	2515200
88	2005	4	1809000
89	2005	5	1762200
90	2005	6	2341800
91	2005	7	2608800
92	2005	8	2551800
93	2005	9	2316600
94	2005	10	1744800
95	2005	11	2559000
96	2005	12	2883000
97	2006	1	2774912
98	2006	2	2529599

Municipal Energy Sales-Olive Hill
Endogenous Variable

Obs	YEAR	MONTH	kwh
99	2006	3	2388699
100	2006	4	1791134
101	2006	5	1887203
102	2006	6	2051454
103	2006	7	2596750
104	2006	8	2592996
105	2006	9	1800516
106	2006	10	2019286
107	2006	11	2254740
108	2006	12	2662655
109	2007	1	2745173
110	2007	2	2995023
111	2007	3	2239520
112	2007	4	1977408
113	2007	5	2037488
114	2007	6	2198936
115	2007	7	2349522
116	2007	8	2772236
117	2007	9	2106517
118	2007	10	1932195
119	2007	11	2276993
120	2007	12	2791299
121	2008	1	3154233
122	2008	2	2755285
123	2008	3	2454729
124	2008	4	1874737
125	2008	5	1807207
126	2008	6	2220862
127	2008	7	2398257
128	2008	8	2280182
129	2008	9	2010659
130	2008	10	1916447
131	2008	11	2417100
132	2008	12	2985408
133	2009	1	3341437
134	2009	2	2600479
135	2009	3	2327908
136	2009	4	1940017
137	2009	5	1845400
138	2009	6	2126068
139	2009	7	2156011
140	2009	8	2330348
141	2009	9	1869047
142	2009	10	1910873
143	2009	11	2135691
144	2009	12	2918176
145	2010	1	3224324
146	2010	2	2846013
147	2010	3	2313073

Municipal Energy Sales-Olive Hill
 Endogenous Variable

Obs	YEAR	MONTH	kwh
148	2010	4	1768857
149	2010	5	1866358
150	2010	6	2248655
151	2010	7	2503584
152	2010	8	2445421
153	2010	9	1862248
154	2010	10	1745787
155	2010	11	2203616
156	2010	12	3371815
157	2011	1	3273510
158	2011	2	2515192
159	2011	3	2311474
160	2011	4	1778167
161	2011	5	1862898
162	2011	6	2018483
163	2011	7	2519513
164	2011	8	2267571
165	2011	9	1737494
166	2011	10	1824673
167	2011	11	1978646
168	2011	12	2468393
169	2012	1	2644911
170	2012	2	2276041
171	2012	3	1833755
172	2012	4	1644291
173	2012	5	1836755
174	2012	6	1921398
175	2012	7	2398395
176	2012	8	2131713
177	2012	9	1708288
178	2012	10	1780482
179	2012	11	2198436
180	2012	12	2386433
181	2013	1	2666369
182	2013	2	2337106
183	2013	3	.
184	2013	4	.
185	2013	5	.
186	2013	6	.
187	2013	7	.
188	2013	8	.
189	2013	9	.
190	2013	10	.
191	2013	11	.
192	2013	12	.
193	2014	1	.
194	2014	2	.
195	2014	3	.
196	2014	4	.

Municipal Energy Sales-Olive Hill
Endogenous Variable

Obs	YEAR	MONTH	kwh
197	2014	5	.
198	2014	6	.
199	2014	7	.
200	2014	8	.
201	2014	9	.
202	2014	10	.
203	2014	11	.
204	2014	12	.
205	2015	1	.
206	2015	2	.
207	2015	3	.
208	2015	4	.
209	2015	5	.
210	2015	6	.
211	2015	7	.
212	2015	8	.
213	2015	9	.
214	2015	10	.
215	2015	11	.
216	2015	12	.
217	2016	1	.
218	2016	2	.
219	2016	3	.
220	2016	4	.
221	2016	5	.
222	2016	6	.
223	2016	7	.
224	2016	8	.
225	2016	9	.
226	2016	10	.
227	2016	11	.
228	2016	12	.
229	2017	1	.
230	2017	2	.
231	2017	3	.
232	2017	4	.
233	2017	5	.
234	2017	6	.
235	2017	7	.
236	2017	8	.
237	2017	9	.
238	2017	10	.
239	2017	11	.
240	2017	12	.
241	2018	1	.
242	2018	2	.
243	2018	3	.
244	2018	4	.
245	2018	5	.

Municipal Energy Sales-Olive Hill
Endogenous Variable

Obs	YEAR	MONTH	kwh
246	2018	6	.
247	2018	7	.
248	2018	8	.
249	2018	9	.
250	2018	10	.
251	2018	11	.
252	2018	12	.
253	2019	1	.
254	2019	2	.
255	2019	3	.
256	2019	4	.
257	2019	5	.
258	2019	6	.
259	2019	7	.
260	2019	8	.
261	2019	9	.
262	2019	10	.
263	2019	11	.
264	2019	12	.
265	2020	1	.
266	2020	2	.
267	2020	3	.
268	2020	4	.
269	2020	5	.
270	2020	6	.
271	2020	7	.
272	2020	8	.
273	2020	9	.
274	2020	10	.
275	2020	11	.
276	2020	12	.
277	2021	1	.
278	2021	2	.
279	2021	3	.
280	2021	4	.
281	2021	5	.
282	2021	6	.
283	2021	7	.
284	2021	8	.
285	2021	9	.
286	2021	10	.
287	2021	11	.
288	2021	12	.
289	2022	1	.
290	2022	2	.
291	2022	3	.
292	2022	4	.
293	2022	5	.
294	2022	6	.

Municipal Energy Sales-Olive Hill
Endogenous Variable

Obs	YEAR	MONTH	kwh
295	2022	7	.
296	2022	8	.
297	2022	9	.
298	2022	10	.
299	2022	11	.
300	2022	12	.
301	2023	1	.
302	2023	2	.
303	2023	3	.
304	2023	4	.
305	2023	5	.
306	2023	6	.
307	2023	7	.
308	2023	8	.
309	2023	9	.
310	2023	10	.
311	2023	11	.
312	2023	12	.
313	2024	1	.
314	2024	2	.
315	2024	3	.
316	2024	4	.
317	2024	5	.
318	2024	6	.
319	2024	7	.
320	2024	8	.
321	2024	9	.
322	2024	10	.
323	2024	11	.
324	2024	12	.
325	2025	1	.
326	2025	2	.
327	2025	3	.
328	2025	4	.
329	2025	5	.
330	2025	6	.
331	2025	7	.
332	2025	8	.
333	2025	9	.
334	2025	10	.
335	2025	11	.
336	2025	12	.
337	2026	1	.
338	2026	2	.
339	2026	3	.
340	2026	4	.
341	2026	5	.
342	2026	6	.
343	2026	7	.

Municipal Energy Sales-Olive Hill
Endogenous Variable

Obs	YEAR	MONTH	kwh
344	2026	8	.
345	2026	9	.
346	2026	10	.
347	2026	11	.
348	2026	12	.
349	2027	1	.
350	2027	2	.
351	2027	3	.
352	2027	4	.
353	2027	5	.
354	2027	6	.
355	2027	7	.
356	2027	8	.
357	2027	9	.
358	2027	10	.
359	2027	11	.
360	2027	12	.
361	2028	1	.
362	2028	2	.
363	2028	3	.
364	2028	4	.
365	2028	5	.
366	2028	6	.
367	2028	7	.
368	2028	8	.
369	2028	9	.
370	2028	10	.
371	2028	11	.
372	2028	12	.
373	2029	1	.
374	2029	2	.
375	2029	3	.
376	2029	4	.
377	2029	5	.
378	2029	6	.
379	2029	7	.
380	2029	8	.
381	2029	9	.
382	2029	10	.
383	2029	11	.
384	2029	12	.
385	2030	1	.
386	2030	2	.
387	2030	3	.
388	2030	4	.
389	2030	5	.
390	2030	6	.
391	2030	7	.
392	2030	8	.

Municipal Energy Sales-Olive Hill
Endogenous Variable

Obs	YEAR	MONTH	kwh
393	2030	9	.
394	2030	10	.
395	2030	11	.
396	2030	12	.
397	2031	1	.
398	2031	2	.
399	2031	3	.
400	2031	4	.
401	2031	5	.
402	2031	6	.
403	2031	7	.
404	2031	8	.
405	2031	9	.
406	2031	10	.
407	2031	11	.
408	2031	12	.
409	2032	1	.
410	2032	2	.
411	2032	3	.
412	2032	4	.
413	2032	5	.
414	2032	6	.
415	2032	7	.
416	2032	8	.
417	2032	9	.
418	2032	10	.
419	2032	11	.
420	2032	12	.
421	2033	1	.
422	2033	2	.
423	2033	3	.
424	2033	4	.
425	2033	5	.
426	2033	6	.
427	2033	7	.
428	2033	8	.
429	2033	9	.
430	2033	10	.
431	2033	11	.
432	2033	12	.
433	2034	1	.
434	2034	2	.
435	2034	3	.
436	2034	4	.
437	2034	5	.
438	2034	6	.
439	2034	7	.
440	2034	8	.
441	2034	9	.

Municipal Energy Sales-Olive Hill
Endogenous Variable

Obs	YEAR	MONTH	kwh
442	2034	10	.
443	2034	11	.
444	2034	12	.
445	2035	1	.
446	2035	2	.
447	2035	3	.
448	2035	4	.
449	2035	5	.
450	2035	6	.
451	2035	7	.
452	2035	8	.
453	2035	9	.
454	2035	10	.
455	2035	11	.
456	2035	12	.
457	2036	1	.
458	2036	2	.
459	2036	3	.
460	2036	4	.
461	2036	5	.
462	2036	6	.
463	2036	7	.
464	2036	8	.
465	2036	9	.
466	2036	10	.
467	2036	11	.
468	2036	12	.
469	2037	1	.
470	2037	2	.
471	2037	3	.
472	2037	4	.
473	2037	5	.
474	2037	6	.
475	2037	7	.
476	2037	8	.
477	2037	9	.
478	2037	10	.
479	2037	11	.
480	2037	12	.
481	2038	1	.
482	2038	2	.
483	2038	3	.
484	2038	4	.
485	2038	5	.
486	2038	6	.
487	2038	7	.
488	2038	8	.
489	2038	9	.
490	2038	10	.

Municipal Energy Sales-Olive Hill
Endogenous Variable

Obs	YEAR	MONTH	kwh
491	2038	11	.
492	2038	12	.
493	2039	1	.
494	2039	2	.
495	2039	3	.
496	2039	4	.
497	2039	5	.
498	2039	6	.
499	2039	7	.
500	2039	8	.
501	2039	9	.
502	2039	10	.
503	2039	11	.
504	2039	12	.
505	2040	1	.
506	2040	2	.
507	2040	3	.
508	2040	4	.
509	2040	5	.
510	2040	6	.
511	2040	7	.
512	2040	8	.
513	2040	9	.
514	2040	10	.
515	2040	11	.
516	2040	12	.
517	2041	1	.
518	2041	2	.
519	2041	3	.
520	2041	4	.
521	2041	5	.
522	2041	6	.
523	2041	7	.
524	2041	8	.
525	2041	9	.
526	2041	10	.
527	2041	11	.
528	2041	12	.
529	2042	1	.
530	2042	2	.
531	2042	3	.
532	2042	4	.
533	2042	5	.
534	2042	6	.
535	2042	7	.
536	2042	8	.
537	2042	9	.
538	2042	10	.
539	2042	11	.

Municipal Energy Sales-Olive Hill
Endogenous Variable

Obs	YEAR	MONTH	kwh
540	2042	12	.

Municipal Energy Sales-Olive Hill
Exogenous Variables

The MEANS Procedure

Variable	Label	Mean
YEAR	YEAR	2020.00
MONTH	MONTH	6.5000000
bcdd65	Cooling Degree Days (Base 65)	98.9738261
bhdd55	Heating Degree Days (Base 55)	204.5816832
gdp_kpc	Service Area Gross Regional Product	12750.56
d1	Binary Variable-January	0.0833333
d2	Binary Variable-February	0.0833333
d3	Binary Variable-March	0.0833333
d4	Binary Variable-April	0.0833333
d5	Binary Variable-May	0.0833333
d6	Binary Variable-June	0.0833333
d7	Binary Variable-July	0.0833333
d8	Binary Variable-August	0.0833333
d9	Binary Variable-September	0.0833333
d10	Binary Variable-October	0.0833333
jan04	Binary Variable-July 2004	0.0018519
mar02	Binary Variable-March 2002	0.0018519
apr02	Binary Variable-April 2002	0.0018519
jand08on	Binary Variable-2008 On January	0.0648148
decd07on	Binary Variable-2007 On December	0.0666667
oct11on	Binary Variable-October 2011 on	0.6944444

Municipal Energy Sales-Olive Hill
Exogenous Variables

Year	Month	b	b	g	j d													P			
					a	e	o	n	c	c	d	d	t	R	I	C	E				
Y	M	c	h	p	j	m	a	d	d	t	R	I	C	E							
E	N	d	d	—	d	n	r	r	8	7	1										
A	T	6	5	p	d	d	d	d	d	d	d	d	d	1	0	0	0	0	0	0	
R	H	5	5	c	1	2	3	4	5	6	7	8	9	0	4	2	2	n	n	n	
2022	7	288.087	0.033	13113.84	0	0	0	0	0	0	0	1	0	0	0	0	0	0	0	1	CONDID.
2022	8	340.381	0.000	13126.88	0	0	0	0	0	0	0	0	1	0	0	0	0	0	0	1	CONFID.
2022	9	265.292	0.193	13139.41	0	0	0	0	0	0	0	0	0	1	0	0	0	0	0	1	CONFID.
2022	10	85.868	23.357	13151.70	0	0	0	0	0	0	0	0	0	1	0	0	0	0	0	1	CONFID.
2022	11	11.314	143.684	13163.79	0	0	0	0	0	0	0	0	0	0	0	0	0	0	0	1	CONFID.
2022	12	1.372	372.973	13175.75	0	0	0	0	0	0	0	0	0	0	0	0	0	0	1	1	CONFID.
2023	1	0.272	578.566	13187.82	1	0	0	0	0	0	0	0	0	0	0	0	0	1	0	1	CONFID.
2023	2	0.046	617.824	13199.29	0	1	0	0	0	0	0	0	0	0	0	0	0	0	0	1	CONFID.
2023	3	1.737	451.494	13210.78	0	0	1	0	0	0	0	0	0	0	0	0	0	0	0	1	CONFID.
2023	4	14.058	221.748	13222.75	0	0	0	1	0	0	0	0	0	0	0	0	0	0	0	1	CONFID.
2023	5	44.247	56.732	13234.85	0	0	0	0	1	0	0	0	0	0	0	0	0	0	0	1	CONFID.
2023	6	136.020	6.420	13247.16	0	0	0	0	0	1	0	0	0	0	0	0	0	0	0	1	CONFID.
2023	7	288.087	0.033	13259.70	0	0	0	0	0	0	1	0	0	0	0	0	0	0	0	1	CONDID.
2023	8	340.381	0.000	13272.72	0	0	0	0	0	0	0	1	0	0	0	0	0	0	0	1	CONFID.
2023	9	265.292	0.193	13285.72	0	0	0	0	0	0	0	0	1	0	0	0	0	0	0	1	CONFID.
2023	10	85.868	23.357	13298.87	0	0	0	0	0	0	0	0	0	1	0	0	0	0	0	1	CONFID.
2023	11	11.314	143.684	13312.12	0	0	0	0	0	0	0	0	0	0	0	0	0	0	0	1	CONFID.
2023	12	1.372	372.973	13325.41	0	0	0	0	0	0	0	0	0	0	0	0	0	0	1	1	CONFID.
2024	1	0.272	578.566	13338.90	1	0	0	0	0	0	0	0	0	0	0	0	0	1	0	1	CONFID.
2024	2	0.046	617.824	13351.90	0	1	0	0	0	0	0	0	0	0	0	0	0	0	0	1	CONFID.
2024	3	1.737	451.494	13364.77	0	0	1	0	0	0	0	0	0	0	0	0	0	0	0	1	CONFID.
2024	4	14.058	221.748	13377.69	0	0	0	1	0	0	0	0	0	0	0	0	0	0	0	1	CONFID.
2024	5	44.247	56.732	13390.38	0	0	0	0	1	0	0	0	0	0	0	0	0	0	0	1	CONFID.
2024	6	136.020	6.420	13402.79	0	0	0	0	0	1	0	0	0	0	0	0	0	0	0	1	CONFID.
2024	7	288.087	0.033	13414.87	0	0	0	0	0	0	1	0	0	0	0	0	0	0	0	1	CONDID.
2024	8	340.381	0.000	13426.80	0	0	0	0	0	0	0	1	0	0	0	0	0	0	0	1	CONFID.
2024	9	265.292	0.193	13438.24	0	0	0	0	0	0	0	0	1	0	0	0	0	0	0	1	CONFID.
2024	10	85.868	23.357	13449.41	0	0	0	0	0	0	0	0	0	1	0	0	0	0	0	1	CONFID.
2024	11	11.314	143.684	13460.35	0	0	0	0	0	0	0	0	0	0	0	0	0	0	0	1	CONFID.
2024	12	1.372	372.973	13471.11	0	0	0	0	0	0	0	0	0	0	0	0	0	0	1	1	CONFID.
2025	1	0.272	578.566	13481.89	1	0	0	0	0	0	0	0	0	0	0	0	0	1	0	1	CONFID.
2025	2	0.046	617.824	13492.05	0	1	0	0	0	0	0	0	0	0	0	0	0	0	0	1	CONFID.
2025	3	1.737	451.494	13502.14	0	0	1	0	0	0	0	0	0	0	0	0	0	0	0	1	CONFID.
2025	4	14.058	221.748	13512.55	0	0	0	1	0	0	0	0	0	0	0	0	0	0	0	1	CONFID.
2025	5	44.247	56.732	13522.96	0	0	0	0	1	0	0	0	0	0	0	0	0	0	0	1	CONFID.
2025	6	136.020	6.420	13533.42	0	0	0	0	0	1	0	0	0	0	0	0	0	0	0	1	CONFID.
2025	7	288.087	0.033	13543.96	0	0	0	0	0	0	1	0	0	0	0	0	0	0	0	1	CONDID.
2025	8	340.381	0.000	13554.78	0	0	0	0	0	0	0	1	0	0	0	0	0	0	0	1	CONFID.
2025	9	265.292	0.193	13565.54	0	0	0	0	0	0	0	0	1	0	0	0	0	0	0	1	CONFID.
2025	10	85.868	23.357	13576.41	0	0	0	0	0	0	0	0	0	1	0	0	0	0	0	1	CONFID.
2025	11	11.314	143.684	13587.40	0	0	0	0	0	0	0	0	0	0	0	0	0	0	0	1	CONFID.
2025	12	1.372	372.973	13598.50	0	0	0	0	0	0	0	0	0	0	0	0	0	0	1	1	CONFID.

Municipal Energy Sales-Olive Hill
Exogenous Variables

Year	Month	b	b	g	j										d			P					
					d	d	d	d	d	d	d	d	d	d	d	d	d		d	d	d	d	
2040	1	0.272	578.566	15066.38	1	0	0	0	0	0	0	0	0	0	0	0	0	0	0	1	0	1	CONFID.
2040	2	0.046	617.824	15069.90	0	1	0	0	0	0	0	0	0	0	0	0	0	0	0	0	0	1	CONFID.
2040	3	1.737	451.494	15073.09	0	0	1	0	0	0	0	0	0	0	0	0	0	0	0	0	0	1	CONFID.
2040	4	14.058	221.748	15075.98	0	0	0	1	0	0	0	0	0	0	0	0	0	0	0	0	0	1	CONFID.
2040	5	44.247	56.732	15078.49	0	0	0	0	1	0	0	0	0	0	0	0	0	0	0	0	0	1	CONFID.
2040	6	136.020	6.420	15080.60	0	0	0	0	0	1	0	0	0	0	0	0	0	0	0	0	0	1	CONFID.
2040	7	288.087	0.033	15082.29	0	0	0	0	0	0	1	0	0	0	0	0	0	0	0	0	0	1	CONDID.
2040	8	340.381	0.000	15083.61	0	0	0	0	0	0	0	1	0	0	0	0	0	0	0	0	0	1	CONFID.
2040	9	265.292	0.193	15084.59	0	0	0	0	0	0	0	0	1	0	0	0	0	0	0	0	0	1	CONFID.
2040	10	85.868	23.357	15085.31	0	0	0	0	0	0	0	0	0	1	0	0	0	0	0	0	0	1	CONFID.
2040	11	11.314	143.684	15085.86	0	0	0	0	0	0	0	0	0	0	0	0	0	0	0	0	0	1	CONFID.
2040	12	1.372	372.973	15086.31	0	0	0	0	0	0	0	0	0	0	0	0	0	0	0	0	1	1	CONFID.
2041	1	0.272	578.566	15086.73	1	0	0	0	0	0	0	0	0	0	0	0	0	0	0	1	0	1	CONFID.
2041	2	0.046	617.824	15087.17	0	1	0	0	0	0	0	0	0	0	0	0	0	0	0	0	0	1	CONFID.
2041	3	1.737	451.494	15087.72	0	0	1	0	0	0	0	0	0	0	0	0	0	0	0	0	0	1	CONFID.
2041	4	14.058	221.748	15088.47	0	0	0	1	0	0	0	0	0	0	0	0	0	0	0	0	0	1	CONFID.
2041	5	44.247	56.732	15089.47	0	0	0	0	1	0	0	0	0	0	0	0	0	0	0	0	0	1	CONFID.
2041	6	136.020	6.420	15090.80	0	0	0	0	0	1	0	0	0	0	0	0	0	0	0	0	0	1	CONFID.
2041	7	288.087	0.033	15092.54	0	0	0	0	0	0	1	0	0	0	0	0	0	0	0	0	0	1	CONDID.
2041	8	340.381	0.000	15094.79	0	0	0	0	0	0	0	1	0	0	0	0	0	0	0	0	0	1	CONFID.
2041	9	265.292	0.193	15097.55	0	0	0	0	0	0	0	0	1	0	0	0	0	0	0	0	0	1	CONFID.
2041	10	85.868	23.357	15100.93	0	0	0	0	0	0	0	0	0	1	0	0	0	0	0	0	0	1	CONFID.
2041	11	11.314	143.684	15105.01	0	0	0	0	0	0	0	0	0	0	0	0	0	0	0	0	0	1	CONFID.
2041	12	1.372	372.973	15109.85	0	0	0	0	0	0	0	0	0	0	0	0	0	0	0	0	1	1	CONFID.
2042	1	0.272	578.566	15115.64	1	0	0	0	0	0	0	0	0	0	0	0	0	0	0	1	0	1	CONFID.
2042	2	0.046	617.824	15122.00	0	1	0	0	0	0	0	0	0	0	0	0	0	0	0	0	0	1	CONFID.
2042	3	1.737	451.494	15129.31	0	0	1	0	0	0	0	0	0	0	0	0	0	0	0	0	0	1	CONFID.
2042	4	14.058	221.748	15137.89	0	0	0	1	0	0	0	0	0	0	0	0	0	0	0	0	0	1	CONFID.
2042	5	44.247	56.732	15147.59	0	0	0	0	1	0	0	0	0	0	0	0	0	0	0	0	0	1	CONFID.
2042	6	136.020	6.420	15158.49	0	0	0	0	0	1	0	0	0	0	0	0	0	0	0	0	0	1	CONFID.
2042	7	288.087	0.033	15170.67	0	0	0	0	0	0	1	0	0	0	0	0	0	0	0	0	0	1	CONDID.
2042	8	340.381	0.000	15184.43	0	0	0	0	0	0	0	1	0	0	0	0	0	0	0	0	0	1	CONFID.
2042	9	265.292	0.193	15199.38	0	0	0	0	0	0	0	0	1	0	0	0	0	0	0	0	0	1	CONFID.
2042	10	85.868	23.357	15215.83	0	0	0	0	0	0	0	0	0	1	0	0	0	0	0	0	0	1	CONFID.
2042	11	11.314	143.684	15233.84	0	0	0	0	0	0	0	0	0	0	0	0	0	0	0	0	0	1	CONFID.
2042	12	1.372	372.973	15253.49	0	0	0	0	0	0	0	0	0	0	0	0	0	0	0	0	1	1	CONFID.

Municipal Energy Sales-Olive Hill
Model Results

The SYSLIN Procedure
Ordinary Least Squares Estimation

Model kwh
Dependent Variable kwh
Label Energy (kWh)

Analysis of Variance

Source	DF	Sum of Squares	Mean Square	F Value	Pr > F
Model	21	3.35E13	1.595E12	38.10	<.0001
Error	139	5.82E12	4.187E10		
Corrected Total	160	3.932E13			

Root MSE 204624.158 R-Square 0.85198
Dependent Mean 2281187.54 Adj R-Sq 0.82961
Coeff Var 8.97007

Parameter Estimates

Variable	DF	Parameter Estimate	Standard Error	t Value	Pr > t	Variable Label
Intercept	1	-6454725	6317497	-1.02	0.3087	Intercept
lgdp	1	951827.1	679062.2	1.40	0.1632	Service Area Gross Regional Product, Log
bhdd55	1	739.3788	250.9062	2.95	0.0038	Heating Degree Days (Base 55)
bcdd65	1	1245.189	468.3894	2.66	0.0088	Cooling Degree Days (Base 65)
rpo24	1	-912.188	23131.87	-0.04	0.9686	Real Electric Price, 24-Month Moving Average
jan04	1	2642823	220385.3	11.99	<.0001	Binary Variable-July 2004
mar02	1	-843089	213974.1	-3.94	0.0001	Binary Variable-March 2002
apr02	1	1660546	213936.0	7.76	<.0001	Binary Variable-April 2002
jan08on	1	285471.1	118752.4	2.40	0.0175	Binary Variable-2008 On January
dec07on	1	210939.1	115148.5	1.83	0.0691	Binary Variable-2007 On December

Municipal Energy Sales-Olive Hill
Model Results

The SYSLIN Procedure
Ordinary Least Squares Estimation

Parameter Estimates

Variable	DF	Parameter Estimate	Standard Error	t Value	Pr > t	Variable Label
oct11on	1	-233063	66101.83	-3.53	0.0006	Binary Variable-October 2011 on
d1	1	7123.883	114996.4	0.06	0.9507	Binary Variable-January
d2	1	-259775	113873.5	-2.28	0.0241	Binary Variable-February
d3	1	-433253	97097.32	-4.46	<.0001	Binary Variable-March
d4	1	-691911	103811.4	-6.67	<.0001	Binary Variable-April
d5	1	-620909	124184.2	-5.00	<.0001	Binary Variable-May
d6	1	-471245	143769.8	-3.28	0.0013	Binary Variable-June
d7	1	-296077	182134.6	-1.63	0.1063	Binary Variable-July
d8	1	-440403	201184.9	-2.19	0.0303	Binary Variable-August
d9	1	-751837	179680.1	-4.18	<.0001	Binary Variable-September
d10	1	-624643	130908.8	-4.77	<.0001	Binary Variable-October
d11	1	-333833	107755.3	-3.10	0.0024	Binary Variable-November

Durbin-Watson 1.970184
Number of Observations 161
First-Order Autocorrelation 0.010016

Municipal Energy Sales-Olive Hill
Model Residuals

time

Residual Values
Sum

1999.750000		*****	237110.0
1999.833333	*****		-484835.3
1999.916667	*****		-761309.5
2000.000000		*	21365.2
2000.083333	*****		-286797.7
2000.166667		*****	401116.2
2000.250000		*****	158581.9
2000.333333		*	-15611.5
2000.416667	*****		-280749.6
2000.500000		*****	-102932.1
2000.583333		**	46908.7
2000.666667		*****	330486.0
2000.750000		*****	313417.3
2000.833333	*****		-403791.5
2000.916667	*****		-454093.3
2001.000000		**	-30194.4
2001.083333		*****	437335.7
2001.166667		***	-58112.9
2001.250000		****	-88502.4
2001.333333		*	18508.5
2001.416667		****	-87501.7
2001.500000	*****		-257314.8
2001.583333	*****		-329894.3
2001.666667	*****		-436652.7
2001.750000	*****		-261585.9
2001.833333		*****	471226.1
2001.916667		***	-62934.3
2002.000000		*	-18880.5
2002.083333	*****		-194785.4
2002.166667			-0.0
2002.250000			-0.0
2002.333333	*****		-139183.5
2002.416667		***	66712.8
2002.500000		*****	234109.9
2002.583333		***	52342.2
2002.666667		*****	92845.9
2002.750000	*****		-201718.1
2002.833333		***	-61312.5
2002.916667		*****	367399.3
2003.000000		****	89512.8
2003.083333	*****		-194749.2
2003.166667	*****		-328323.4
2003.250000		*****	101405.7
2003.333333	*****		-107024.8
2003.416667	*****		-209316.1
2003.500000		*****	125050.2
2003.583333			4361.9
2003.666667		*	-26946.4

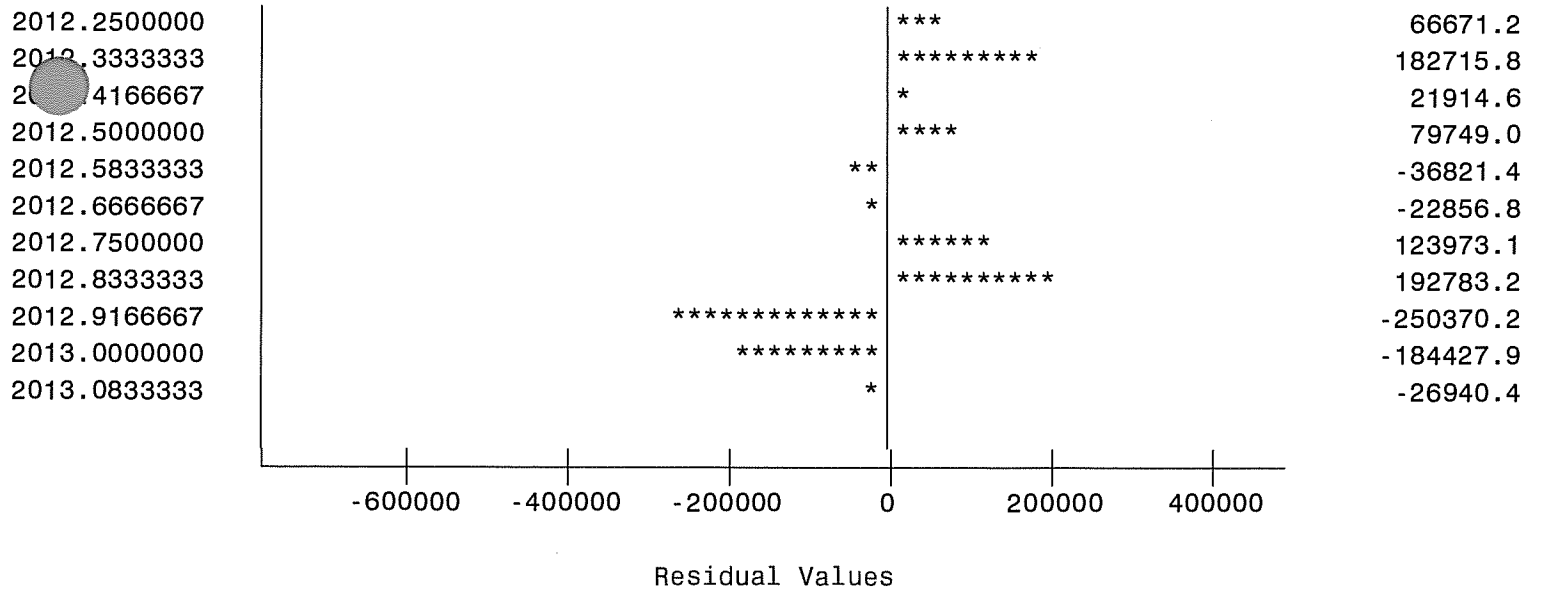
Municipal Energy Sales-Olive Hill
Model Residuals

2003.7500000		*	28613.5
2003.8333333	*****		-229805.1
2003.9166667		*****	296600.0
2004.0000000			-0.0
2004.0833333		*	-21245.5
2004.1666667		**	-44910.5
2004.2500000		**	-35439.0
2004.3333333			3376.3
2004.4166667		**	37318.6
2004.5000000		****	-76160.0
2004.5833333	*****		-181715.8
2004.6666667		*****	315399.4
2004.7500000	*****		-209693.2
2004.8333333	*****		-258199.3
2004.9166667		*****	476910.6
2005.0000000		*****	-149912.1
2005.0833333	*****		-287776.9
2005.1666667		*****	169387.5
2005.2500000		****	-85618.2
2005.3333333	*****		-99180.6
2005.4166667		*****	244898.3
2005.5000000		***	54499.6
2005.5833333		*	18726.6
2005.6666667		*****	234747.8
2005.7500000	*****		-237758.2
2005.8333333		*****	367602.7
2005.9166667		*****	112479.1
2006.0000000			-1425.7
2006.0833333		****	73025.6
2006.1666667		***	62714.0
2006.2500000	*****		-128445.7
2006.3333333		**	48625.1
2006.4166667		*	-20430.7
2006.5000000		*****	161390.4
2006.5833333		*****	117670.1
2006.6666667	*****		-175037.5
2006.7500000		*****	171674.3
2006.8333333		**	36217.5
2006.9166667		*	24948.1
2007.0000000		****	89534.5
2007.0833333		*****	345552.0
2007.1666667	*****		-153706.3
2007.2500000		*****	102948.3
2007.3333333		*****	163321.6
2007.4166667		****	71138.0
2007.5000000	*****		-91194.0
2007.5833333		*****	412537.9
2007.6666667		*	12999.2
2007.7500000		**	-42271.1
2007.8333333		*****	101439.5
2007.9166667	****		-70107.3

Municipal Energy Sales-Olive Hill
Model Residuals

2008.0000000		*****	111127.0
2008.0833333		*****	180762.0
2008.1666667		*****	116450.5
2008.2500000			2456.5
2008.3333333		*	-24429.1
2008.4166667		*****	159048.3
2008.5000000		*	13586.9
2008.5833333		*	-20065.2
2008.6666667		**	48995.4
2008.7500000		*	21932.0
2008.8333333		*****	233786.2
2008.9166667		*	-14181.4
2009.0000000		*****	225781.1
2009.0833333		***	-56353.3
2009.1666667		**	32948.2
2009.2500000		*****	120585.0
2009.3333333		*	-15607.3
2009.4166667		****	70093.9
2009.5000000	*****		-183323.3
2009.5833333		*****	124152.3
2009.6666667		*	-17829.2
2009.7500000		**	33524.0
2009.8333333		*	-22081.9
2009.9166667		***	55968.9
2010.0000000			4656.1
2010.0833333		*****	173448.5
2010.1666667	*****		-96026.8
2010.2500000	****		-86234.5
2010.3333333			-6434.1
2010.4166667		***	61601.1
2010.5000000		**	-40884.4
2010.5833333		*	-24442.4
2010.6666667	*****		-153165.5
2010.7500000	*****		-189269.1
2010.8333333		*	16084.4
2010.9166667		*****	382524.4
2011.0000000			-7448.4
2011.0833333	*****		-159958.1
2011.1666667		***	62751.4
2011.2500000	*****		-128408.8
2011.3333333			-9076.2
2011.4166667	*****		-134727.4
2011.5000000		****	83422.7
2011.5833333	*****		-183760.6
2011.6666667	*****		-202985.5
2011.7500000		*****	212051.5
2011.8333333		**	40885.9
2011.9166667	*****		-103834.3
2012.0000000	*****		-149687.9
2012.0833333		*	18482.6
2012.1666667	*****		-164287.8

Municipal Energy Sales-Olive Hill
Model Residuals



Municipal Energy Sales-Olive Hill
Actual and Forecast

Year	Energy Sales	Growth Rate
1998	.	.
1999	5464200	.
2000	25946400	374.8
2001	26394600	1.7
2002	28585200	8.3
2003	26648400	-6.8
2004	29941800	12.4
2005	28021641	-6.4
2006	27349944	-2.4
2007	28422310	3.9
2008	28275106	-0.5
2009	27501455	-2.7
2010	28399751	3.3
2011	26556014	-6.5
2012	24760898	-6.8
2013	24835815.768	0.3
2014	25321981.857	2.0
2015	25596588.223	1.1
2016	25876233.986	1.1
2017	26061040.819	0.7
2018	26221955.522	0.6
2019	26387541.251	0.6
2020	26558832.327	0.6
2021	26717742.933	0.6
2022	26867841.397	0.6
2023	26996896.376	0.5
2024	27127377.768	0.5
2025	27239258.293	0.4
2026	27352397.537	0.4
2027	27470902.801	0.4
2028	27573855.311	0.4
2029	27672929.603	0.4
2030	27774823.616	0.4
2031	27850064.71	0.3
2032	27938845.969	0.3
2033	28022368.227	0.3
2034	28100276.151	0.3
2035	28187145.143	0.3
2036	28270584.189	0.3
2037	28340229.431	0.2
2038	28384122.485	0.2
2039	28432225.541	0.2
2040	28465119.718	0.1
2041	28475809.142	0.0
2042	28534159.755	0.2

Municipal Energy Sales-Olive Hill
Actual and Forecast

Obs	name	YEAR	MONTH	JURIS	KWH	revcls
1	CITY OF OLIVE HILL	2000	1	KPC	2770800	5.2
2	CITY OF OLIVE HILL	2000	2	KPC	2322600	5.2
3	CITY OF OLIVE HILL	2000	3	KPC	2514000	5.2
4	CITY OF OLIVE HILL	2000	4	KPC	1922400	5.2
5	CITY OF OLIVE HILL	2000	5	KPC	1805400	5.2
6	CITY OF OLIVE HILL	2000	6	KPC	1762800	5.2
7	CITY OF OLIVE HILL	2000	7	KPC	2264400	5.2
8	CITY OF OLIVE HILL	2000	8	KPC	2232600	5.2
9	CITY OF OLIVE HILL	2000	9	KPC	2171400	5.2
10	CITY OF OLIVE HILL	2000	10	KPC	2149800	5.2
11	CITY OF OLIVE HILL	2000	11	KPC	1719600	5.2
12	CITY OF OLIVE HILL	2000	12	KPC	2310600	5.2
13	CITY OF OLIVE HILL	2001	1	KPC	2946600	5.2
14	CITY OF OLIVE HILL	2001	2	KPC	3016800	5.2
15	CITY OF OLIVE HILL	2001	3	KPC	2213400	5.2
16	CITY OF OLIVE HILL	2001	4	KPC	1875000	5.2
17	CITY OF OLIVE HILL	2001	5	KPC	1926600	5.2
18	CITY OF OLIVE HILL	2001	6	KPC	1950600	5.2
19	CITY OF OLIVE HILL	2001	7	KPC	2127600	5.2
20	CITY OF OLIVE HILL	2001	8	KPC	2043600	5.2
21	CITY OF OLIVE HILL	2001	9	KPC	1536600	5.2
22	CITY OF OLIVE HILL	2001	10	KPC	1618800	5.2
23	CITY OF OLIVE HILL	2001	11	KPC	2665800	5.2
24	CITY OF OLIVE HILL	2001	12	KPC	2473200	5.2
25	CITY OF OLIVE HILL	2002	1	KPC	2822400	5.2
26	CITY OF OLIVE HILL	2002	2	KPC	2305800	5.2
27	CITY OF OLIVE HILL	2002	3	KPC	1447200	5.2
28	CITY OF OLIVE HILL	2002	4	KPC	3568800	5.2
29	CITY OF OLIVE HILL	2002	5	KPC	1759200	5.2
30	CITY OF OLIVE HILL	2002	6	KPC	2199600	5.2
31	CITY OF OLIVE HILL	2002	7	KPC	2733000	5.2
32	CITY OF OLIVE HILL	2002	8	KPC	2510400	5.2
33	CITY OF OLIVE HILL	2002	9	KPC	2182800	5.2
34	CITY OF OLIVE HILL	2002	10	KPC	1769400	5.2
35	CITY OF OLIVE HILL	2002	11	KPC	2152200	5.2
36	CITY OF OLIVE HILL	2002	12	KPC	3134400	5.2
37	CITY OF OLIVE HILL	2003	1	KPC	2929200	5.2
38	CITY OF OLIVE HILL	2003	2	KPC	2545200	5.2
39	CITY OF OLIVE HILL	2003	3	KPC	2048400	5.2
40	CITY OF OLIVE HILL	2003	4	KPC	1948800	5.2
41	CITY OF OLIVE HILL	2003	5	KPC	1759200	5.2
42	CITY OF OLIVE HILL	2003	6	KPC	1802400	5.2
43	CITY OF OLIVE HILL	2003	7	KPC	2522400	5.2
44	CITY OF OLIVE HILL	2003	8	KPC	2311800	5.2
45	CITY OF OLIVE HILL	2003	9	KPC	1956000	5.2
46	CITY OF OLIVE HILL	2003	10	KPC	1899600	5.2
47	CITY OF OLIVE HILL	2003	11	KPC	1945200	5.2
48	CITY OF OLIVE HILL	2003	12	KPC	2980200	5.2
49	CITY OF OLIVE HILL	2004	1	KPC	5491800	5.2

Municipal Energy Sales-Olive Hill
Actual and Forecast

Obs	name	YEAR	MONTH	JURIS	KWH	revcls
50	CITY OF OLIVE HILL	2004	2	KPC	2680200	5.2
51	CITY OF OLIVE HILL	2004	3	KPC	2263200	5.2
52	CITY OF OLIVE HILL	2004	4	KPC	1889400	5.2
53	CITY OF OLIVE HILL	2004	5	KPC	1944600	5.2
54	CITY OF OLIVE HILL	2004	6	KPC	2245800	5.2
55	CITY OF OLIVE HILL	2004	7	KPC	2372400	5.2
56	CITY OF OLIVE HILL	2004	8	KPC	2116800	5.2
57	CITY OF OLIVE HILL	2004	9	KPC	2262000	5.2
58	CITY OF OLIVE HILL	2004	10	KPC	1676400	5.2
59	CITY OF OLIVE HILL	2004	11	KPC	1890000	5.2
60	CITY OF OLIVE HILL	2004	12	KPC	3109200	5.2
61	CITY OF OLIVE HILL	2005	1	KPC	2632200	5.2
62	CITY OF OLIVE HILL	2005	2	KPC	2297241	5.2
63	CITY OF OLIVE HILL	2005	3	KPC	2515200	5.2
64	CITY OF OLIVE HILL	2005	4	KPC	1809000	5.2
65	CITY OF OLIVE HILL	2005	5	KPC	1762200	5.2
66	CITY OF OLIVE HILL	2005	6	KPC	2341800	5.2
67	CITY OF OLIVE HILL	2005	7	KPC	2608800	5.2
68	CITY OF OLIVE HILL	2005	8	KPC	2551800	5.2
69	CITY OF OLIVE HILL	2005	9	KPC	2316600	5.2
70	CITY OF OLIVE HILL	2005	10	KPC	1744800	5.2
71	CITY OF OLIVE HILL	2005	11	KPC	2559000	5.2
72	CITY OF OLIVE HILL	2005	12	KPC	2883000	5.2
73	CITY OF OLIVE HILL	2006	1	KPC	2774912	5.2
74	CITY OF OLIVE HILL	2006	2	KPC	2529599	5.2
75	CITY OF OLIVE HILL	2006	3	KPC	2388699	5.2
76	CITY OF OLIVE HILL	2006	4	KPC	1791134	5.2
77	CITY OF OLIVE HILL	2006	5	KPC	1887203	5.2
78	CITY OF OLIVE HILL	2006	6	KPC	2051454	5.2
79	CITY OF OLIVE HILL	2006	7	KPC	2596750	5.2
80	CITY OF OLIVE HILL	2006	8	KPC	2592996	5.2
81	CITY OF OLIVE HILL	2006	9	KPC	1800516	5.2
82	CITY OF OLIVE HILL	2006	10	KPC	2019286	5.2
83	CITY OF OLIVE HILL	2006	11	KPC	2254740	5.2
84	CITY OF OLIVE HILL	2006	12	KPC	2662655	5.2
85	CITY OF OLIVE HILL	2007	1	KPC	2745173	5.2
86	CITY OF OLIVE HILL	2007	2	KPC	2995023	5.2
87	CITY OF OLIVE HILL	2007	3	KPC	2239520	5.2
88	CITY OF OLIVE HILL	2007	4	KPC	1977408	5.2
89	CITY OF OLIVE HILL	2007	5	KPC	2037488	5.2
90	CITY OF OLIVE HILL	2007	6	KPC	2198936	5.2
91	CITY OF OLIVE HILL	2007	7	KPC	2349522	5.2
92	CITY OF OLIVE HILL	2007	8	KPC	2772236	5.2
93	CITY OF OLIVE HILL	2007	9	KPC	2106517	5.2
94	CITY OF OLIVE HILL	2007	10	KPC	1932195	5.2
95	CITY OF OLIVE HILL	2007	11	KPC	2276993	5.2
96	CITY OF OLIVE HILL	2007	12	KPC	2791299	5.2
97	CITY OF OLIVE HILL	2008	1	KPC	3154233	5.2
98	CITY OF OLIVE HILL	2008	2	KPC	2755285	5.2

Municipal Energy Sales-Olive Hill
Actual and Forecast

Obs	name	YEAR	MONTH	JURIS	KWH	revcls
99	CITY OF OLIVE HILL	2008	3	KPC	2454729	5.2
100	CITY OF OLIVE HILL	2008	4	KPC	1874737	5.2
101	CITY OF OLIVE HILL	2008	5	KPC	1807207	5.2
102	CITY OF OLIVE HILL	2008	6	KPC	2220862	5.2
103	CITY OF OLIVE HILL	2008	7	KPC	2398257	5.2
104	CITY OF OLIVE HILL	2008	8	KPC	2280182	5.2
105	CITY OF OLIVE HILL	2008	9	KPC	2010659	5.2
106	CITY OF OLIVE HILL	2008	10	KPC	1916447	5.2
107	CITY OF OLIVE HILL	2008	11	KPC	2417100	5.2
108	CITY OF OLIVE HILL	2008	12	KPC	2985408	5.2
109	CITY OF OLIVE HILL	2009	1	KPC	3341437	5.2
110	CITY OF OLIVE HILL	2009	2	KPC	2600479	5.2
111	CITY OF OLIVE HILL	2009	3	KPC	2327908	5.2
112	CITY OF OLIVE HILL	2009	4	KPC	1940017	5.2
113	CITY OF OLIVE HILL	2009	5	KPC	1845400	5.2
114	CITY OF OLIVE HILL	2009	6	KPC	2126068	5.2
115	CITY OF OLIVE HILL	2009	7	KPC	2156011	5.2
116	CITY OF OLIVE HILL	2009	8	KPC	2330348	5.2
117	CITY OF OLIVE HILL	2009	9	KPC	1869047	5.2
118	CITY OF OLIVE HILL	2009	10	KPC	1910873	5.2
119	CITY OF OLIVE HILL	2009	11	KPC	2135691	5.2
120	CITY OF OLIVE HILL	2009	12	KPC	2918176	5.2
121	CITY OF OLIVE HILL	2010	1	KPC	3224324	5.2
122	CITY OF OLIVE HILL	2010	2	KPC	2846013	5.2
123	CITY OF OLIVE HILL	2010	3	KPC	2313073	5.2
124	CITY OF OLIVE HILL	2010	4	KPC	1768857	5.2
125	CITY OF OLIVE HILL	2010	5	KPC	1866358	5.2
126	CITY OF OLIVE HILL	2010	6	KPC	2248655	5.2
127	CITY OF OLIVE HILL	2010	7	KPC	2503584	5.2
128	CITY OF OLIVE HILL	2010	8	KPC	2445421	5.2
129	CITY OF OLIVE HILL	2010	9	KPC	1862248	5.2
130	CITY OF OLIVE HILL	2010	10	KPC	1745787	5.2
131	CITY OF OLIVE HILL	2010	11	KPC	2203616	5.2
132	CITY OF OLIVE HILL	2010	12	KPC	3371815	5.2
133	CITY OF OLIVE HILL	2011	1	KPC	3273510	5.2
134	CITY OF OLIVE HILL	2011	2	KPC	2515192	5.2
135	CITY OF OLIVE HILL	2011	3	KPC	2311474	5.2
136	CITY OF OLIVE HILL	2011	4	KPC	1778167	5.2
137	CITY OF OLIVE HILL	2011	5	KPC	1862898	5.2
138	CITY OF OLIVE HILL	2011	6	KPC	2018483	5.2
139	CITY OF OLIVE HILL	2011	7	KPC	2519513	5.2
140	CITY OF OLIVE HILL	2011	8	KPC	2267571	5.2
141	CITY OF OLIVE HILL	2011	9	KPC	1737494	5.2
142	CITY OF OLIVE HILL	2011	10	KPC	1824673	5.2
143	CITY OF OLIVE HILL	2011	11	KPC	1978646	5.2
144	CITY OF OLIVE HILL	2011	12	KPC	2468393	5.2
145	CITY OF OLIVE HILL	2012	1	KPC	2644911	5.2
146	CITY OF OLIVE HILL	2012	2	KPC	2276041	5.2
147	CITY OF OLIVE HILL	2012	3	KPC	1833755	5.2

Municipal Energy Sales-Olive Hill
Actual and Forecast

Obs	name	YEAR	MONTH	JURIS	KWH	revcls
148	CITY OF OLIVE HILL	2012	4	KPC	1644291	5.2
149	CITY OF OLIVE HILL	2012	5	KPC	1836755	5.2
150	CITY OF OLIVE HILL	2012	6	KPC	1921398	5.2
151	CITY OF OLIVE HILL	2012	7	KPC	2398395	5.2
152	CITY OF OLIVE HILL	2012	8	KPC	2131713	5.2
153	CITY OF OLIVE HILL	2012	9	KPC	1708288	5.2
154	CITY OF OLIVE HILL	2012	10	KPC	1780482	5.2
155	CITY OF OLIVE HILL	2012	11	KPC	2198436	5.2
156	CITY OF OLIVE HILL	2012	12	KPC	2386433	5.2
157	CITY OF OLIVE HILL	2013	1	KPC	2666369	5.2
158	CITY OF OLIVE HILL	2013	2	KPC	2337106	5.2
159	CITY OF OLIVE HILL	2013	3	KPC	2084701	5.2
160	CITY OF OLIVE HILL	2013	4	KPC	1672134	5.2
161	CITY OF OLIVE HILL	2013	5	KPC	1659649	5.2
162	CITY OF OLIVE HILL	2013	6	KPC	1887178	5.2
163	CITY OF OLIVE HILL	2013	7	KPC	2247880	5.2
164	CITY OF OLIVE HILL	2013	8	KPC	2169714	5.2
165	CITY OF OLIVE HILL	2013	9	KPC	1766125	5.2
166	CITY OF OLIVE HILL	2013	10	KPC	1688298	5.2
167	CITY OF OLIVE HILL	2013	11	KPC	1976628	5.2
168	CITY OF OLIVE HILL	2013	12	KPC	2680033	5.2
169	CITY OF OLIVE HILL	2014	1	KPC	2913914	5.2
170	CITY OF OLIVE HILL	2014	2	KPC	2391875	5.2
171	CITY OF OLIVE HILL	2014	3	KPC	2099164	5.2
172	CITY OF OLIVE HILL	2014	4	KPC	1687716	5.2
173	CITY OF OLIVE HILL	2014	5	KPC	1676084	5.2
174	CITY OF OLIVE HILL	2014	6	KPC	1904630	5.2
175	CITY OF OLIVE HILL	2014	7	KPC	2266398	5.2
176	CITY OF OLIVE HILL	2014	8	KPC	2188898	5.2
177	CITY OF OLIVE HILL	2014	9	KPC	1785938	5.2
178	CITY OF OLIVE HILL	2014	10	KPC	1708659	5.2
179	CITY OF OLIVE HILL	2014	11	KPC	1997453	5.2
180	CITY OF OLIVE HILL	2014	12	KPC	2701253	5.2
181	CITY OF OLIVE HILL	2015	1	KPC	2935463	5.2
182	CITY OF OLIVE HILL	2015	2	KPC	2413687	5.2
183	CITY OF OLIVE HILL	2015	3	KPC	2121206	5.2
184	CITY OF OLIVE HILL	2015	4	KPC	1709986	5.2
185	CITY OF OLIVE HILL	2015	5	KPC	1698568	5.2
186	CITY OF OLIVE HILL	2015	6	KPC	1927339	5.2
187	CITY OF OLIVE HILL	2015	7	KPC	2289205	5.2
188	CITY OF OLIVE HILL	2015	8	KPC	2212107	5.2
189	CITY OF OLIVE HILL	2015	9	KPC	1809438	5.2
190	CITY OF OLIVE HILL	2015	10	KPC	1732473	5.2
191	CITY OF OLIVE HILL	2015	11	KPC	2021542	5.2
192	CITY OF OLIVE HILL	2015	12	KPC	2725573	5.2
193	CITY OF OLIVE HILL	2016	1	KPC	2959973	5.2
194	CITY OF OLIVE HILL	2016	2	KPC	2438345	5.2
195	CITY OF OLIVE HILL	2016	3	KPC	2145933	5.2
196	CITY OF OLIVE HILL	2016	4	KPC	1734659	5.2

Municipal Energy Sales-Olive Hill
Actual and Forecast

Obs	name	YEAR	MONTH	JURIS	KWH	revcls
197	CITY OF OLIVE HILL	2016	5	KPC	1723076	5.2
198	CITY OF OLIVE HILL	2016	6	KPC	1951557	5.2
199	CITY OF OLIVE HILL	2016	7	KPC	2312996	5.2
200	CITY OF OLIVE HILL	2016	8	KPC	2235326	5.2
201	CITY OF OLIVE HILL	2016	9	KPC	1831982	5.2
202	CITY OF OLIVE HILL	2016	10	KPC	1754252	5.2
203	CITY OF OLIVE HILL	2016	11	KPC	2042489	5.2
204	CITY OF OLIVE HILL	2016	12	KPC	2745645	5.2
205	CITY OF OLIVE HILL	2017	1	KPC	2979136	5.2
206	CITY OF OLIVE HILL	2017	2	KPC	2456609	5.2
207	CITY OF OLIVE HILL	2017	3	KPC	2163323	5.2
208	CITY OF OLIVE HILL	2017	4	KPC	1751222	5.2
209	CITY OF OLIVE HILL	2017	5	KPC	1738878	5.2
210	CITY OF OLIVE HILL	2017	6	KPC	1966687	5.2
211	CITY OF OLIVE HILL	2017	7	KPC	2327561	5.2
212	CITY OF OLIVE HILL	2017	8	KPC	2249434	5.2
213	CITY OF OLIVE HILL	2017	9	KPC	1845744	5.2
214	CITY OF OLIVE HILL	2017	10	KPC	1767758	5.2
215	CITY OF OLIVE HILL	2017	11	KPC	2055820	5.2
216	CITY OF OLIVE HILL	2017	12	KPC	2758869	5.2
217	CITY OF OLIVE HILL	2018	1	KPC	2992317	5.2
218	CITY OF OLIVE HILL	2018	2	KPC	2469793	5.2
219	CITY OF OLIVE HILL	2018	3	KPC	2176542	5.2
220	CITY OF OLIVE HILL	2018	4	KPC	1764498	5.2
221	CITY OF OLIVE HILL	2018	5	KPC	1752224	5.2
222	CITY OF OLIVE HILL	2018	6	KPC	1980102	5.2
223	CITY OF OLIVE HILL	2018	7	KPC	2341035	5.2
224	CITY OF OLIVE HILL	2018	8	KPC	2262953	5.2
225	CITY OF OLIVE HILL	2018	9	KPC	1859294	5.2
226	CITY OF OLIVE HILL	2018	10	KPC	1781329	5.2
227	CITY OF OLIVE HILL	2018	11	KPC	2069405	5.2
228	CITY OF OLIVE HILL	2018	12	KPC	2772463	5.2
229	CITY OF OLIVE HILL	2019	1	KPC	3005920	5.2
230	CITY OF OLIVE HILL	2019	2	KPC	2483406	5.2
231	CITY OF OLIVE HILL	2019	3	KPC	2190167	5.2
232	CITY OF OLIVE HILL	2019	4	KPC	1778143	5.2
233	CITY OF OLIVE HILL	2019	5	KPC	1765896	5.2
234	CITY OF OLIVE HILL	2019	6	KPC	1993813	5.2
235	CITY OF OLIVE HILL	2019	7	KPC	2354799	5.2
236	CITY OF OLIVE HILL	2019	8	KPC	2276784	5.2
237	CITY OF OLIVE HILL	2019	9	KPC	1873200	5.2
238	CITY OF OLIVE HILL	2019	10	KPC	1795318	5.2
239	CITY OF OLIVE HILL	2019	11	KPC	2083478	5.2
240	CITY OF OLIVE HILL	2019	12	KPC	2786618	5.2
241	CITY OF OLIVE HILL	2020	1	KPC	3020152	5.2
242	CITY OF OLIVE HILL	2020	2	KPC	2497721	5.2
243	CITY OF OLIVE HILL	2020	3	KPC	2204553	5.2
244	CITY OF OLIVE HILL	2020	4	KPC	1792565	5.2
245	CITY OF OLIVE HILL	2020	5	KPC	1780335	5.2

Municipal Energy Sales-Olive Hill
Actual and Forecast

Obs	name	YEAR	MONTH	JURIS	KWH	revcls
246	CITY OF OLIVE HILL	2020	6	KPC	2008244	5.2
247	CITY OF OLIVE HILL	2020	7	KPC	2369195	5.2
248	CITY OF OLIVE HILL	2020	8	KPC	2291118	5.2
249	CITY OF OLIVE HILL	2020	9	KPC	1887450	5.2
250	CITY OF OLIVE HILL	2020	10	KPC	1809466	5.2
251	CITY OF OLIVE HILL	2020	11	KPC	2097510	5.2
252	CITY OF OLIVE HILL	2020	12	KPC	2800525	5.2
253	CITY OF OLIVE HILL	2021	1	KPC	3033924	5.2
254	CITY OF OLIVE HILL	2021	2	KPC	2511345	5.2
255	CITY OF OLIVE HILL	2021	3	KPC	2218034	5.2
256	CITY OF OLIVE HILL	2021	4	KPC	1805927	5.2
257	CITY OF OLIVE HILL	2021	5	KPC	1793592	5.2
258	CITY OF OLIVE HILL	2021	6	KPC	2021414	5.2
259	CITY OF OLIVE HILL	2021	7	KPC	2382300	5.2
260	CITY OF OLIVE HILL	2021	8	KPC	2304179	5.2
261	CITY OF OLIVE HILL	2021	9	KPC	1900485	5.2
262	CITY OF OLIVE HILL	2021	10	KPC	1822487	5.2
263	CITY OF OLIVE HILL	2021	11	KPC	2110524	5.2
264	CITY OF OLIVE HILL	2021	12	KPC	2813534	5.2
265	CITY OF OLIVE HILL	2022	1	KPC	3046923	5.2
266	CITY OF OLIVE HILL	2022	2	KPC	2524327	5.2
267	CITY OF OLIVE HILL	2022	3	KPC	2230986	5.2
268	CITY OF OLIVE HILL	2022	4	KPC	1818830	5.2
269	CITY OF OLIVE HILL	2022	5	KPC	1806423	5.2
270	CITY OF OLIVE HILL	2022	6	KPC	2034145	5.2
271	CITY OF OLIVE HILL	2022	7	KPC	2394898	5.2
272	CITY OF OLIVE HILL	2022	8	KPC	2316609	5.2
273	CITY OF OLIVE HILL	2022	9	KPC	1912725	5.2
274	CITY OF OLIVE HILL	2022	10	KPC	1834518	5.2
275	CITY OF OLIVE HILL	2022	11	KPC	2122335	5.2
276	CITY OF OLIVE HILL	2022	12	KPC	2825122	5.2
277	CITY OF OLIVE HILL	2023	1	KPC	3058288	5.2
278	CITY OF OLIVE HILL	2023	2	KPC	2535490	5.2
279	CITY OF OLIVE HILL	2023	3	KPC	2241963	5.2
280	CITY OF OLIVE HILL	2023	4	KPC	1829639	5.2
281	CITY OF OLIVE HILL	2023	5	KPC	1817093	5.2
282	CITY OF OLIVE HILL	2023	6	KPC	2044715	5.2
283	CITY OF OLIVE HILL	2023	7	KPC	2405412	5.2
284	CITY OF OLIVE HILL	2023	8	KPC	2327110	5.2
285	CITY OF OLIVE HILL	2023	9	KPC	1923249	5.2
286	CITY OF OLIVE HILL	2023	10	KPC	1845095	5.2
287	CITY OF OLIVE HILL	2023	11	KPC	2132985	5.2
288	CITY OF OLIVE HILL	2023	12	KPC	2835857	5.2
289	CITY OF OLIVE HILL	2024	1	KPC	3069115	5.2
290	CITY OF OLIVE HILL	2024	2	KPC	2546416	5.2
291	CITY OF OLIVE HILL	2024	3	KPC	2252978	5.2
292	CITY OF OLIVE HILL	2024	4	KPC	1840712	5.2
293	CITY OF OLIVE HILL	2024	5	KPC	1828198	5.2
294	CITY OF OLIVE HILL	2024	6	KPC	2055817	5.2

Municipal Energy Sales-Olive Hill
Actual and Forecast

Obs	name	YEAR	MONTH	JURIS	KWH	revcls
295	CITY OF OLIVE HILL	2024	7	KPC	2416470	5.2
296	CITY OF OLIVE HILL	2024	8	KPC	2338080	5.2
297	CITY OF OLIVE HILL	2024	9	KPC	1934098	5.2
298	CITY OF OLIVE HILL	2024	10	KPC	1855792	5.2
299	CITY OF OLIVE HILL	2024	11	KPC	2143509	5.2
300	CITY OF OLIVE HILL	2024	12	KPC	2846191	5.2
301	CITY OF OLIVE HILL	2025	1	KPC	3079250	5.2
302	CITY OF OLIVE HILL	2025	2	KPC	2556343	5.2
303	CITY OF OLIVE HILL	2025	3	KPC	2262701	5.2
304	CITY OF OLIVE HILL	2025	4	KPC	1850250	5.2
305	CITY OF OLIVE HILL	2025	5	KPC	1837568	5.2
306	CITY OF OLIVE HILL	2025	6	KPC	2065043	5.2
307	CITY OF OLIVE HILL	2025	7	KPC	2425581	5.2
308	CITY OF OLIVE HILL	2025	8	KPC	2347107	5.2
309	CITY OF OLIVE HILL	2025	9	KPC	1943071	5.2
310	CITY OF OLIVE HILL	2025	10	KPC	1864739	5.2
311	CITY OF OLIVE HILL	2025	11	KPC	2152453	5.2
312	CITY OF OLIVE HILL	2025	12	KPC	2855154	5.2
313	CITY OF OLIVE HILL	2026	1	KPC	3088250	5.2
314	CITY OF OLIVE HILL	2026	2	KPC	2565394	5.2
315	CITY OF OLIVE HILL	2026	3	KPC	2271817	5.2
316	CITY OF OLIVE HILL	2026	4	KPC	1859442	5.2
317	CITY OF OLIVE HILL	2026	5	KPC	1846845	5.2
318	CITY OF OLIVE HILL	2026	6	KPC	2074411	5.2
319	CITY OF OLIVE HILL	2026	7	KPC	2435043	5.2
320	CITY OF OLIVE HILL	2026	8	KPC	2356665	5.2
321	CITY OF OLIVE HILL	2026	9	KPC	1952723	5.2
322	CITY OF OLIVE HILL	2026	10	KPC	1874480	5.2
323	CITY OF OLIVE HILL	2026	11	KPC	2162276	5.2
324	CITY OF OLIVE HILL	2026	12	KPC	2865051	5.2
325	CITY OF OLIVE HILL	2027	1	KPC	3098210	5.2
326	CITY OF OLIVE HILL	2027	2	KPC	2575402	5.2
327	CITY OF OLIVE HILL	2027	3	KPC	2281856	5.2
328	CITY OF OLIVE HILL	2027	4	KPC	1869498	5.2
329	CITY OF OLIVE HILL	2027	5	KPC	1856897	5.2
330	CITY OF OLIVE HILL	2027	6	KPC	2084437	5.2
331	CITY OF OLIVE HILL	2027	7	KPC	2445018	5.2
332	CITY OF OLIVE HILL	2027	8	KPC	2366565	5.2
333	CITY OF OLIVE HILL	2027	9	KPC	1962528	5.2
334	CITY OF OLIVE HILL	2027	10	KPC	1884172	5.2
335	CITY OF OLIVE HILL	2027	11	KPC	2171841	5.2
336	CITY OF OLIVE HILL	2027	12	KPC	2874478	5.2
337	CITY OF OLIVE HILL	2028	1	KPC	3107489	5.2
338	CITY OF OLIVE HILL	2028	2	KPC	2584546	5.2
339	CITY OF OLIVE HILL	2028	3	KPC	2290866	5.2
340	CITY OF OLIVE HILL	2028	4	KPC	1878358	5.2
341	CITY OF OLIVE HILL	2028	5	KPC	1865613	5.2
342	CITY OF OLIVE HILL	2028	6	KPC	2093017	5.2
343	CITY OF OLIVE HILL	2028	7	KPC	2453474	5.2

Municipal Energy Sales-Olive Hill
Actual and Forecast

Obs	name	YEAR	MONTH	JURIS	KWH	revcls
344	CITY OF OLIVE HILL	2028	8	KPC	2374908	5.2
345	CITY OF OLIVE HILL	2028	9	KPC	1970775	5.2
346	CITY OF OLIVE HILL	2028	10	KPC	1892338	5.2
347	CITY OF OLIVE HILL	2028	11	KPC	2179942	5.2
348	CITY OF OLIVE HILL	2028	12	KPC	2882531	5.2
349	CITY OF OLIVE HILL	2029	1	KPC	3115509	5.2
350	CITY OF OLIVE HILL	2029	2	KPC	2592542	5.2
351	CITY OF OLIVE HILL	2029	3	KPC	2298854	5.2
352	CITY OF OLIVE HILL	2029	4	KPC	1886369	5.2
353	CITY OF OLIVE HILL	2029	5	KPC	1873667	5.2
354	CITY OF OLIVE HILL	2029	6	KPC	2101135	5.2
355	CITY OF OLIVE HILL	2029	7	KPC	2461676	5.2
356	CITY OF OLIVE HILL	2029	8	KPC	2383215	5.2
357	CITY OF OLIVE HILL	2029	9	KPC	1979195	5.2
358	CITY OF OLIVE HILL	2029	10	KPC	1900877	5.2
359	CITY OF OLIVE HILL	2029	11	KPC	2188597	5.2
360	CITY OF OLIVE HILL	2029	12	KPC	2891293	5.2
361	CITY OF OLIVE HILL	2030	1	KPC	3124363	5.2
362	CITY OF OLIVE HILL	2030	2	KPC	2601461	5.2
363	CITY OF OLIVE HILL	2030	3	KPC	2307812	5.2
364	CITY OF OLIVE HILL	2030	4	KPC	1895331	5.2
365	CITY OF OLIVE HILL	2030	5	KPC	1882590	5.2
366	CITY OF OLIVE HILL	2030	6	KPC	2109969	5.2
367	CITY OF OLIVE HILL	2030	7	KPC	2470366	5.2
368	CITY OF OLIVE HILL	2030	8	KPC	2391703	5.2
369	CITY OF OLIVE HILL	2030	9	KPC	1987441	5.2
370	CITY OF OLIVE HILL	2030	10	KPC	1908849	5.2
371	CITY OF OLIVE HILL	2030	11	KPC	2196274	5.2
372	CITY OF OLIVE HILL	2030	12	KPC	2898665	5.2
373	CITY OF OLIVE HILL	2031	1	KPC	3131428	5.2
374	CITY OF OLIVE HILL	2031	2	KPC	2608246	5.2
375	CITY OF OLIVE HILL	2031	3	KPC	2314337	5.2
376	CITY OF OLIVE HILL	2031	4	KPC	1901623	5.2
377	CITY OF OLIVE HILL	2031	5	KPC	1888693	5.2
378	CITY OF OLIVE HILL	2031	6	KPC	2115940	5.2
379	CITY OF OLIVE HILL	2031	7	KPC	2476272	5.2
380	CITY OF OLIVE HILL	2031	8	KPC	2397612	5.2
381	CITY OF OLIVE HILL	2031	9	KPC	1993411	5.2
382	CITY OF OLIVE HILL	2031	10	KPC	1914929	5.2
383	CITY OF OLIVE HILL	2031	11	KPC	2202503	5.2
384	CITY OF OLIVE HILL	2031	12	KPC	2905072	5.2
385	CITY OF OLIVE HILL	2032	1	KPC	3138034	5.2
386	CITY OF OLIVE HILL	2032	2	KPC	2615062	5.2
387	CITY OF OLIVE HILL	2032	3	KPC	2321363	5.2
388	CITY OF OLIVE HILL	2032	4	KPC	1908843	5.2
389	CITY OF OLIVE HILL	2032	5	KPC	1896089	5.2
390	CITY OF OLIVE HILL	2032	6	KPC	2123482	5.2
391	CITY OF OLIVE HILL	2032	7	KPC	2483921	5.2
392	CITY OF OLIVE HILL	2032	8	KPC	2405326	5.2

Municipal Energy Sales-Olive Hill
Actual and Forecast

Obs	name	YEAR	MONTH	JURIS	KWH	revcls
393	CITY OF OLIVE HILL	2032	9	KPC	2001153	5.2
394	CITY OF OLIVE HILL	2032	10	KPC	1922663	5.2
395	CITY OF OLIVE HILL	2032	11	KPC	2210202	5.2
396	CITY OF OLIVE HILL	2032	12	KPC	2912710	5.2
397	CITY OF OLIVE HILL	2033	1	KPC	3145590	5.2
398	CITY OF OLIVE HILL	2033	2	KPC	2622513	5.2
399	CITY OF OLIVE HILL	2033	3	KPC	2328698	5.2
400	CITY OF OLIVE HILL	2033	4	KPC	1916063	5.2
401	CITY OF OLIVE HILL	2033	5	KPC	1903191	5.2
402	CITY OF OLIVE HILL	2033	6	KPC	2130466	5.2
403	CITY OF OLIVE HILL	2033	7	KPC	2490793	5.2
404	CITY OF OLIVE HILL	2033	8	KPC	2412094	5.2
405	CITY OF OLIVE HILL	2033	9	KPC	2007826	5.2
406	CITY OF OLIVE HILL	2033	10	KPC	1929252	5.2
407	CITY OF OLIVE HILL	2033	11	KPC	2216718	5.2
408	CITY OF OLIVE HILL	2033	12	KPC	2919164	5.2
409	CITY OF OLIVE HILL	2034	1	KPC	3151994	5.2
410	CITY OF OLIVE HILL	2034	2	KPC	2628883	5.2
411	CITY OF OLIVE HILL	2034	3	KPC	2335047	5.2
412	CITY OF OLIVE HILL	2034	4	KPC	1922406	5.2
413	CITY OF OLIVE HILL	2034	5	KPC	1909544	5.2
414	CITY OF OLIVE HILL	2034	6	KPC	2136846	5.2
415	CITY OF OLIVE HILL	2034	7	KPC	2497219	5.2
416	CITY OF OLIVE HILL	2034	8	KPC	2418582	5.2
417	CITY OF OLIVE HILL	2034	9	KPC	2014389	5.2
418	CITY OF OLIVE HILL	2034	10	KPC	1935902	5.2
419	CITY OF OLIVE HILL	2034	11	KPC	2223460	5.2
420	CITY OF OLIVE HILL	2034	12	KPC	2926004	5.2
421	CITY OF OLIVE HILL	2035	1	KPC	3158933	5.2
422	CITY OF OLIVE HILL	2035	2	KPC	2635913	5.2
423	CITY OF OLIVE HILL	2035	3	KPC	2342163	5.2
424	CITY OF OLIVE HILL	2035	4	KPC	1929602	5.2
425	CITY OF OLIVE HILL	2035	5	KPC	1916808	5.2
426	CITY OF OLIVE HILL	2035	6	KPC	2144162	5.2
427	CITY OF OLIVE HILL	2035	7	KPC	2504568	5.2
428	CITY OF OLIVE HILL	2035	8	KPC	2425946	5.2
429	CITY OF OLIVE HILL	2035	9	KPC	2021751	5.2
430	CITY OF OLIVE HILL	2035	10	KPC	1943246	5.2
431	CITY OF OLIVE HILL	2035	11	KPC	2230774	5.2
432	CITY OF OLIVE HILL	2035	12	KPC	2933278	5.2
433	CITY OF OLIVE HILL	2036	1	KPC	3166158	5.2
434	CITY OF OLIVE HILL	2036	2	KPC	2643095	5.2
435	CITY OF OLIVE HILL	2036	3	KPC	2349300	5.2
436	CITY OF OLIVE HILL	2036	4	KPC	1936680	5.2
437	CITY OF OLIVE HILL	2036	5	KPC	1923828	5.2
438	CITY OF OLIVE HILL	2036	6	KPC	2151128	5.2
439	CITY OF OLIVE HILL	2036	7	KPC	2511485	5.2
440	CITY OF OLIVE HILL	2036	8	KPC	2432819	5.2
441	CITY OF OLIVE HILL	2036	9	KPC	2028581	5.2

Municipal Energy Sales-Olive Hill
Actual and Forecast

Obs	name	YEAR	MONTH	JURIS	KWH	revcls
442	CITY OF OLIVE HILL	2036	10	KPC	1950033	5.2
443	CITY OF OLIVE HILL	2036	11	KPC	2237514	5.2
444	CITY OF OLIVE HILL	2036	12	KPC	2939963	5.2
445	CITY OF OLIVE HILL	2037	1	KPC	3172778	5.2
446	CITY OF OLIVE HILL	2037	2	KPC	2649631	5.2
447	CITY OF OLIVE HILL	2037	3	KPC	2355736	5.2
448	CITY OF OLIVE HILL	2037	4	KPC	1943004	5.2
449	CITY OF OLIVE HILL	2037	5	KPC	1930017	5.2
450	CITY OF OLIVE HILL	2037	6	KPC	2157158	5.2
451	CITY OF OLIVE HILL	2037	7	KPC	2517327	5.2
452	CITY OF OLIVE HILL	2037	8	KPC	2438442	5.2
453	CITY OF OLIVE HILL	2037	9	KPC	2033970	5.2
454	CITY OF OLIVE HILL	2037	10	KPC	1955174	5.2
455	CITY OF OLIVE HILL	2037	11	KPC	2242399	5.2
456	CITY OF OLIVE HILL	2037	12	KPC	2944593	5.2
457	CITY OF OLIVE HILL	2038	1	KPC	3177155	5.2
458	CITY OF OLIVE HILL	2038	2	KPC	2653781	5.2
459	CITY OF OLIVE HILL	2038	3	KPC	2359676	5.2
460	CITY OF OLIVE HILL	2038	4	KPC	1946753	5.2
461	CITY OF OLIVE HILL	2038	5	KPC	1933608	5.2
462	CITY OF OLIVE HILL	2038	6	KPC	2160628	5.2
463	CITY OF OLIVE HILL	2038	7	KPC	2520722	5.2
464	CITY OF OLIVE HILL	2038	8	KPC	2441808	5.2
465	CITY OF OLIVE HILL	2038	9	KPC	2037346	5.2
466	CITY OF OLIVE HILL	2038	10	KPC	1958592	5.2
467	CITY OF OLIVE HILL	2038	11	KPC	2245886	5.2
468	CITY OF OLIVE HILL	2038	12	KPC	2948168	5.2
469	CITY OF OLIVE HILL	2039	1	KPC	3180832	5.2
470	CITY OF OLIVE HILL	2039	2	KPC	2657560	5.2
471	CITY OF OLIVE HILL	2039	3	KPC	2363557	5.2
472	CITY OF OLIVE HILL	2039	4	KPC	1950733	5.2
473	CITY OF OLIVE HILL	2039	5	KPC	1937672	5.2
474	CITY OF OLIVE HILL	2039	6	KPC	2164758	5.2
475	CITY OF OLIVE HILL	2039	7	KPC	2524890	5.2
476	CITY OF OLIVE HILL	2039	8	KPC	2445985	5.2
477	CITY OF OLIVE HILL	2039	9	KPC	2041504	5.2
478	CITY OF OLIVE HILL	2039	10	KPC	1962703	5.2
479	CITY OF OLIVE HILL	2039	11	KPC	2249924	5.2
480	CITY OF OLIVE HILL	2039	12	KPC	2952108	5.2
481	CITY OF OLIVE HILL	2040	1	KPC	3184650	5.2
482	CITY OF OLIVE HILL	2040	2	KPC	2661244	5.2
483	CITY OF OLIVE HILL	2040	3	KPC	2367088	5.2
484	CITY OF OLIVE HILL	2040	4	KPC	1954081	5.2
485	CITY OF OLIVE HILL	2040	5	KPC	1940820	5.2
486	CITY OF OLIVE HILL	2040	6	KPC	2167688	5.2
487	CITY OF OLIVE HILL	2040	7	KPC	2527587	5.2
488	CITY OF OLIVE HILL	2040	8	KPC	2448432	5.2
489	CITY OF OLIVE HILL	2040	9	KPC	2043698	5.2
490	CITY OF OLIVE HILL	2040	10	KPC	1964645	5.2

Municipal Energy Sales-Olive Hill
Actual and Forecast

Obs	name	YEAR	MONTH	JURIS	KWH	revcls
491	CITY OF OLIVE HILL	2040	11	KPC	2251619	5.2
492	CITY OF OLIVE HILL	2040	12	KPC	2953567	5.2
493	CITY OF OLIVE HILL	2041	1	KPC	3185885	5.2
494	CITY OF OLIVE HILL	2041	2	KPC	2662285	5.2
495	CITY OF OLIVE HILL	2041	3	KPC	2367962	5.2
496	CITY OF OLIVE HILL	2041	4	KPC	1954820	5.2
497	CITY OF OLIVE HILL	2041	5	KPC	1941464	5.2
498	CITY OF OLIVE HILL	2041	6	KPC	2168283	5.2
499	CITY OF OLIVE HILL	2041	7	KPC	2528185	5.2
500	CITY OF OLIVE HILL	2041	8	KPC	2449089	5.2
501	CITY OF OLIVE HILL	2041	9	KPC	2044468	5.2
502	CITY OF OLIVE HILL	2041	10	KPC	1965583	5.2
503	CITY OF OLIVE HILL	2041	11	KPC	2252779	5.2
504	CITY OF OLIVE HILL	2041	12	KPC	2955004	5.2
505	CITY OF OLIVE HILL	2042	1	KPC	3187660	5.2
506	CITY OF OLIVE HILL	2042	2	KPC	2664433	5.2
507	CITY OF OLIVE HILL	2042	3	KPC	2370535	5.2
508	CITY OF OLIVE HILL	2042	4	KPC	1957885	5.2
509	CITY OF OLIVE HILL	2042	5	KPC	1945076	5.2
510	CITY OF OLIVE HILL	2042	6	KPC	2172496	5.2
511	CITY OF OLIVE HILL	2042	7	KPC	2533053	5.2
512	CITY OF OLIVE HILL	2042	8	KPC	2454677	5.2
513	CITY OF OLIVE HILL	2042	9	KPC	2050819	5.2
514	CITY OF OLIVE HILL	2042	10	KPC	1972749	5.2
515	CITY OF OLIVE HILL	2042	11	KPC	2260815	5.2
516	CITY OF OLIVE HILL	2042	12	KPC	2963962	5.2
517	CITY OF VANCEBURG	2000	1	KPC	11198700	5.2
518	CITY OF VANCEBURG	2000	2	KPC	4776100	5.2
519	CITY OF VANCEBURG	2000	3	KPC	.	5.2
520	CITY OF VANCEBURG	2000	4	KPC	7805000	5.2
521	CITY OF VANCEBURG	2000	5	KPC	3630100	5.2
522	CITY OF VANCEBURG	2000	6	KPC	.	5.2
523	CITY OF VANCEBURG	2000	7	KPC	8795500	5.2
524	CITY OF VANCEBURG	2000	8	KPC	.	5.2
525	CITY OF VANCEBURG	2000	9	KPC	8408200	5.2
526	CITY OF VANCEBURG	2000	10	KPC	3749100	5.2
527	CITY OF VANCEBURG	2000	11	KPC	4730900	5.2
528	CITY OF VANCEBURG	2000	12	KPC	6660700	5.2
529	CITY OF VANCEBURG	2001	1	KPC	6180900	5.2
530	CITY OF VANCEBURG	2001	2	KPC	4843900	5.2
531	CITY OF VANCEBURG	2001	3	KPC	5280800	5.2
532	CITY OF VANCEBURG	2001	4	KPC	3948600	5.2
533	CITY OF VANCEBURG	2001	5	KPC	3796800	5.2
534	CITY OF VANCEBURG	2001	6	KPC	4291100	5.2
535	CITY OF VANCEBURG	2001	7	KPC	5052300	5.2
536	CITY OF VANCEBURG	2001	8	KPC	5356400	5.2
537	CITY OF VANCEBURG	2001	9	KPC	4096800	5.2
538	CITY OF VANCEBURG	2001	10	KPC	4088300	5.2
539	CITY OF VANCEBURG	2001	11	KPC	4300600	5.2

Municipal Energy Sales-Olive Hill
Actual and Forecast

Obs	name	YEAR	MONTH	JURIS	KWH	revcls
540	CITY OF VANCEBURG	2001	12	KPC	2299200	5.2
541	CITY OF VANCEBURG	2002	1	KPC	8943700	5.2
542	CITY OF VANCEBURG	2002	2	KPC	5190600	5.2
543	CITY OF VANCEBURG	2002	3	KPC	5282300	5.2
544	CITY OF VANCEBURG	2002	4	KPC	4297500	5.2
545	CITY OF VANCEBURG	2002	5	KPC	4214600	5.2
546	CITY OF VANCEBURG	2002	6	KPC	5048200	5.2
547	CITY OF VANCEBURG	2002	7	KPC	5847100	5.2
548	CITY OF VANCEBURG	2002	8	KPC	5728200	5.2
549	CITY OF VANCEBURG	2002	9	KPC	4737700	5.2
550	CITY OF VANCEBURG	2002	10	KPC	4543600	5.2
551	CITY OF VANCEBURG	2002	11	KPC	5228200	5.2
552	CITY OF VANCEBURG	2002	12	KPC	6307200	5.2
553	CITY OF VANCEBURG	2003	1	KPC	7196800	5.2
554	CITY OF VANCEBURG	2003	2	KPC	4933800	5.2
555	CITY OF VANCEBURG	2003	3	KPC	5240000	5.2
556	CITY OF VANCEBURG	2003	4	KPC	4292700	5.2
557	CITY OF VANCEBURG	2003	5	KPC	4109500	5.2
558	CITY OF VANCEBURG	2003	6	KPC	4543000	5.2
559	CITY OF VANCEBURG	2003	7	KPC	5596500	5.2
560	CITY OF VANCEBURG	2003	8	KPC	5731100	5.2
561	CITY OF VANCEBURG	2003	9	KPC	4620900	5.2
562	CITY OF VANCEBURG	2003	10	KPC	4660600	5.2
563	CITY OF VANCEBURG	2003	11	KPC	5006200	5.2
564	CITY OF VANCEBURG	2003	12	KPC	6571300	5.2
565	CITY OF VANCEBURG	2004	1	KPC	14046200	5.2
566	CITY OF VANCEBURG	2004	2	KPC	6448700	5.2
567	CITY OF VANCEBURG	2004	3	KPC	5622300	5.2
568	CITY OF VANCEBURG	2004	4	KPC	4774800	5.2
569	CITY OF VANCEBURG	2004	5	KPC	5165900	5.2
570	CITY OF VANCEBURG	2004	6	KPC	5227000	5.2
571	CITY OF VANCEBURG	2004	7	KPC	5771900	5.2
572	CITY OF VANCEBURG	2004	8	KPC	5463400	5.2
573	CITY OF VANCEBURG	2004	9	KPC	4894000	5.2
574	CITY OF VANCEBURG	2004	10	KPC	4625900	5.2
575	CITY OF VANCEBURG	2004	11	KPC	5099800	5.2
576	CITY OF VANCEBURG	2004	12	KPC	6754800	5.2
577	CITY OF VANCEBURG	2005	1	KPC	6745600	5.2
578	CITY OF VANCEBURG	2005	2	KPC	5941500	5.2
579	CITY OF VANCEBURG	2005	3	KPC	6355800	5.2
580	CITY OF VANCEBURG	2005	4	KPC	4677400	5.2
581	CITY OF VANCEBURG	2005	5	KPC	4702300	5.2
582	CITY OF VANCEBURG	2005	6	KPC	5447400	5.2
583	CITY OF VANCEBURG	2005	7	KPC	6301700	5.2
584	CITY OF VANCEBURG	2005	8	KPC	6255200	5.2
585	CITY OF VANCEBURG	2005	9	KPC	5113200	5.2
586	CITY OF VANCEBURG	2005	10	KPC	5019600	5.2
587	CITY OF VANCEBURG	2005	11	KPC	5577300	5.2
588	CITY OF VANCEBURG	2005	12	KPC	7594900	5.2

Municipal Energy Sales-Olive Hill
Actual and Forecast

Obs	name	YEAR	MONTH	JURIS	KWH	revcls
589	CITY OF VANCEBURG	2006	1	KPC	6398257	5.2
590	CITY OF VANCEBURG	2006	2	KPC	6314298	5.2
591	CITY OF VANCEBURG	2006	3	KPC	6145647	5.2
592	CITY OF VANCEBURG	2006	4	KPC	4667655	5.2
593	CITY OF VANCEBURG	2006	5	KPC	5015456	5.2
594	CITY OF VANCEBURG	2006	6	KPC	5415456	5.2
595	CITY OF VANCEBURG	2006	7	KPC	6364417	5.2
596	CITY OF VANCEBURG	2006	8	KPC	6583382	5.2
597	CITY OF VANCEBURG	2006	9	KPC	5034548	5.2
598	CITY OF VANCEBURG	2006	10	KPC	5601748	5.2
599	CITY OF VANCEBURG	2006	11	KPC	5947180	5.2
600	CITY OF VANCEBURG	2006	12	KPC	6807119	5.2
601	CITY OF VANCEBURG	2007	1	KPC	6588896	5.2
602	CITY OF VANCEBURG	2007	2	KPC	7202739	5.2
603	CITY OF VANCEBURG	2007	3	KPC	6068974	5.2
604	CITY OF VANCEBURG	2007	4	KPC	5517935	5.2
605	CITY OF VANCEBURG	2007	5	KPC	5427061	5.2
606	CITY OF VANCEBURG	2007	6	KPC	5802358	5.2
607	CITY OF VANCEBURG	2007	7	KPC	6033322	5.2
608	CITY OF VANCEBURG	2007	8	KPC	6768081	5.2
609	CITY OF VANCEBURG	2007	9	KPC	5222239	5.2
610	CITY OF VANCEBURG	2007	10	KPC	4820080	5.2
611	CITY OF VANCEBURG	2007	11	KPC	5498788	5.2
612	CITY OF VANCEBURG	2007	12	KPC	6876039	5.2
613	CITY OF VANCEBURG	2008	1	KPC	7869550	5.2
614	CITY OF VANCEBURG	2008	2	KPC	7046240	5.2
615	CITY OF VANCEBURG	2008	3	KPC	6590161	5.2
616	CITY OF VANCEBURG	2008	4	KPC	5051722	5.2
617	CITY OF VANCEBURG	2008	5	KPC	4953384	5.2
618	CITY OF VANCEBURG	2008	6	KPC	5619318	5.2
619	CITY OF VANCEBURG	2008	7	KPC	6184453	5.2
620	CITY OF VANCEBURG	2008	8	KPC	5845131	5.2
621	CITY OF VANCEBURG	2008	9	KPC	4987397	5.2
622	CITY OF VANCEBURG	2008	10	KPC	5121746	5.2
623	CITY OF VANCEBURG	2008	11	KPC	5868990	5.2
624	CITY OF VANCEBURG	2008	12	KPC	6684470	5.2
625	CITY OF VANCEBURG	2009	1	KPC	7669855	5.2
626	CITY OF VANCEBURG	2009	2	KPC	5961478	5.2
627	CITY OF VANCEBURG	2009	3	KPC	5401225	5.2
628	CITY OF VANCEBURG	2009	4	KPC	4657686	5.2
629	CITY OF VANCEBURG	2009	5	KPC	4531689	5.2
630	CITY OF VANCEBURG	2009	6	KPC	5244464	5.2
631	CITY OF VANCEBURG	2009	7	KPC	5288042	5.2
632	CITY OF VANCEBURG	2009	8	KPC	5730604	5.2
633	CITY OF VANCEBURG	2009	9	KPC	4833290	5.2
634	CITY OF VANCEBURG	2009	10	KPC	5002297	5.2
635	CITY OF VANCEBURG	2009	11	KPC	5190393	5.2
636	CITY OF VANCEBURG	2009	12	KPC	6753397	5.2
637	CITY OF VANCEBURG	2010	1	KPC	7579071	5.2

Municipal Energy Sales-Olive Hill
Actual and Forecast

Obs	name	YEAR	MONTH	JURIS	KWH	revcls
638	CITY OF VANCEBURG	2010	2	KPC	6757084	5.2
639	CITY OF VANCEBURG	2010	3	KPC	5812924	5.2
640	CITY OF VANCEBURG	2010	4	KPC	4841453	5.2
641	CITY OF VANCEBURG	2010	5	KPC	5183562	5.2
642	CITY OF VANCEBURG	2010	6	KPC	5963525	5.2
643	CITY OF VANCEBURG	2010	7	KPC	6592324	5.2
644	CITY OF VANCEBURG	2010	8	KPC	6489495	5.2
645	CITY OF VANCEBURG	2010	9	KPC	5242998	5.2
646	CITY OF VANCEBURG	2010	10	KPC	5076465	5.2
647	CITY OF VANCEBURG	2010	11	KPC	5784041	5.2
648	CITY OF VANCEBURG	2010	12	KPC	7769632	5.2
649	CITY OF VANCEBURG	2011	1	KPC	7785463	5.2
650	CITY OF VANCEBURG	2011	2	KPC	6283390	5.2
651	CITY OF VANCEBURG	2011	3	KPC	6105289	5.2
652	CITY OF VANCEBURG	2011	4	KPC	4946921	5.2
653	CITY OF VANCEBURG	2011	5	KPC	4076127	5.2
654	CITY OF VANCEBURG	2011	6	KPC	5450874	5.2
655	CITY OF VANCEBURG	2011	7	KPC	6331082	5.2
656	CITY OF VANCEBURG	2011	8	KPC	5735701	5.2
657	CITY OF VANCEBURG	2011	9	KPC	4614793	5.2
658	CITY OF VANCEBURG	2011	10	KPC	4792815	5.2
659	CITY OF VANCEBURG	2011	11	KPC	5212036	5.2
660	CITY OF VANCEBURG	2011	12	KPC	6251902	5.2
661	CITY OF VANCEBURG	2012	1	KPC	6718523	5.2
662	CITY OF VANCEBURG	2012	2	KPC	6092541	5.2
663	CITY OF VANCEBURG	2012	3	KPC	5306366	5.2
664	CITY OF VANCEBURG	2012	4	KPC	4943293	5.2
665	CITY OF VANCEBURG	2012	5	KPC	5453549	5.2
666	CITY OF VANCEBURG	2012	6	KPC	5582373	5.2
667	CITY OF VANCEBURG	2012	7	KPC	4478214	5.2
668	CITY OF VANCEBURG	2012	8	KPC	8129155	5.2
669	CITY OF VANCEBURG	2012	9	KPC	5145410	5.2
670	CITY OF VANCEBURG	2012	10	KPC	5081638	5.2
671	CITY OF VANCEBURG	2012	11	KPC	5965852	5.2
672	CITY OF VANCEBURG	2012	12	KPC	6499653	5.2
673	CITY OF VANCEBURG	2013	1	KPC	7082293	5.2
674	CITY OF VANCEBURG	2013	2	KPC	6358163	5.2
675	CITY OF VANCEBURG	2013	3	KPC	5901358	5.2
676	CITY OF VANCEBURG	2013	4	KPC	5131739	5.2
677	CITY OF VANCEBURG	2013	5	KPC	4794611	5.2
678	CITY OF VANCEBURG	2013	6	KPC	5464503	5.2
679	CITY OF VANCEBURG	2013	7	KPC	6204130	5.2
680	CITY OF VANCEBURG	2013	8	KPC	6324467	5.2
681	CITY OF VANCEBURG	2013	9	KPC	5279673	5.2
682	CITY OF VANCEBURG	2013	10	KPC	5318481	5.2
683	CITY OF VANCEBURG	2013	11	KPC	5453324	5.2
684	CITY OF VANCEBURG	2013	12	KPC	6456812	5.2
685	CITY OF VANCEBURG	2014	1	KPC	7803394	5.2
686	CITY OF VANCEBURG	2014	2	KPC	6183185	5.2

Municipal Energy Sales-Olive Hill
Actual and Forecast

Obs	name	YEAR	MONTH	JURIS	KWH	revcls
687	CITY OF VANCEBURG	2014	3	KPC	5943970	5.2
688	CITY OF VANCEBURG	2014	4	KPC	5170046	5.2
689	CITY OF VANCEBURG	2014	5	KPC	4831505	5.2
690	CITY OF VANCEBURG	2014	6	KPC	5507667	5.2
691	CITY OF VANCEBURG	2014	7	KPC	6254179	5.2
692	CITY OF VANCEBURG	2014	8	KPC	6376315	5.2
693	CITY OF VANCEBURG	2014	9	KPC	5323441	5.2
694	CITY OF VANCEBURG	2014	10	KPC	5362903	5.2
695	CITY OF VANCEBURG	2014	11	KPC	5499067	5.2
696	CITY OF VANCEBURG	2014	12	KPC	6511065	5.2
697	CITY OF VANCEBURG	2015	1	KPC	7868946	5.2
698	CITY OF VANCEBURG	2015	2	KPC	6235043	5.2
699	CITY OF VANCEBURG	2015	3	KPC	5993703	5.2
700	CITY OF VANCEBURG	2015	4	KPC	5213180	5.2
701	CITY OF VANCEBURG	2015	5	KPC	4871711	5.2
702	CITY OF VANCEBURG	2015	6	KPC	5553414	5.2
703	CITY OF VANCEBURG	2015	7	KPC	6306098	5.2
704	CITY OF VANCEBURG	2015	8	KPC	6429290	5.2
705	CITY OF VANCEBURG	2015	9	KPC	5367752	5.2
706	CITY OF VANCEBURG	2015	10	KPC	5407655	5.2
707	CITY OF VANCEBURG	2015	11	KPC	5545079	5.2
708	CITY OF VANCEBURG	2015	12	KPC	6565688	5.2
709	CITY OF VANCEBURG	2016	1	KPC	7935108	5.2
710	CITY OF VANCEBURG	2016	2	KPC	6287606	5.2
711	CITY OF VANCEBURG	2016	3	KPC	6044298	5.2
712	CITY OF VANCEBURG	2016	4	KPC	5257125	5.2
713	CITY OF VANCEBURG	2016	5	KPC	4912637	5.2
714	CITY OF VANCEBURG	2016	6	KPC	5599799	5.2
715	CITY OF VANCEBURG	2016	7	KPC	6358323	5.2
716	CITY OF VANCEBURG	2016	8	KPC	6481933	5.2
717	CITY OF VANCEBURG	2016	9	KPC	5411103	5.2
718	CITY OF VANCEBURG	2016	10	KPC	5450630	5.2
719	CITY OF VANCEBURG	2016	11	KPC	5588365	5.2
720	CITY OF VANCEBURG	2016	12	KPC	6615948	5.2
721	CITY OF VANCEBURG	2017	1	KPC	7994577	5.2
722	CITY OF VANCEBURG	2017	2	KPC	6333669	5.2
723	CITY OF VANCEBURG	2017	3	KPC	6087570	5.2
724	CITY OF VANCEBURG	2017	4	KPC	5293919	5.2
725	CITY OF VANCEBURG	2017	5	KPC	4946261	5.2
726	CITY OF VANCEBURG	2017	6	KPC	5637309	5.2
727	CITY OF VANCEBURG	2017	7	KPC	6400058	5.2
728	CITY OF VANCEBURG	2017	8	KPC	6523670	5.2
729	CITY OF VANCEBURG	2017	9	KPC	5445344	5.2
730	CITY OF VANCEBURG	2017	10	KPC	5484577	5.2
731	CITY OF VANCEBURG	2017	11	KPC	5622662	5.2
732	CITY OF VANCEBURG	2017	12	KPC	6656010	5.2
733	CITY OF VANCEBURG	2018	1	KPC	8042383	5.2
734	CITY OF VANCEBURG	2018	2	KPC	6371136	5.2
735	CITY OF VANCEBURG	2018	3	KPC	6123219	5.2

Municipal Energy Sales-Olive Hill
Actual and Forecast

Obs	name	YEAR	MONTH	JURIS	KWH	revcls
736	CITY OF VANCEBURG	2018	4	KPC	5324621	5.2
737	CITY OF VANCEBURG	2018	5	KPC	4974690	5.2
738	CITY OF VANCEBURG	2018	6	KPC	5669440	5.2
739	CITY OF VANCEBURG	2018	7	KPC	6436242	5.2
740	CITY OF VANCEBURG	2018	8	KPC	6560269	5.2
741	CITY OF VANCEBURG	2018	9	KPC	5475667	5.2
742	CITY OF VANCEBURG	2018	10	KPC	5514903	5.2
743	CITY OF VANCEBURG	2018	11	KPC	5653552	5.2
744	CITY OF VANCEBURG	2018	12	KPC	6692354	5.2
745	CITY OF VANCEBURG	2019	1	KPC	8086048	5.2
746	CITY OF VANCEBURG	2019	2	KPC	6405556	5.2
747	CITY OF VANCEBURG	2019	3	KPC	6156155	5.2
748	CITY OF VANCEBURG	2019	4	KPC	5353149	5.2
749	CITY OF VANCEBURG	2019	5	KPC	5001254	5.2
750	CITY OF VANCEBURG	2019	6	KPC	5699631	5.2
751	CITY OF VANCEBURG	2019	7	KPC	6470450	5.2
752	CITY OF VANCEBURG	2019	8	KPC	6595086	5.2
753	CITY OF VANCEBURG	2019	9	KPC	5504708	5.2
754	CITY OF VANCEBURG	2019	10	KPC	5544152	5.2
755	CITY OF VANCEBURG	2019	11	KPC	5683546	5.2
756	CITY OF VANCEBURG	2019	12	KPC	6727887	5.2
757	CITY OF VANCEBURG	2020	1	KPC	8129038	5.2
758	CITY OF VANCEBURG	2020	2	KPC	6439714	5.2
759	CITY OF VANCEBURG	2020	3	KPC	6189089	5.2
760	CITY OF VANCEBURG	2020	4	KPC	5381851	5.2
761	CITY OF VANCEBURG	2020	5	KPC	5028135	5.2
762	CITY OF VANCEBURG	2020	6	KPC	5730343	5.2
763	CITY OF VANCEBURG	2020	7	KPC	6505410	5.2
764	CITY OF VANCEBURG	2020	8	KPC	6630819	5.2
765	CITY OF VANCEBURG	2020	9	KPC	5534616	5.2
766	CITY OF VANCEBURG	2020	10	KPC	5574356	5.2
767	CITY OF VANCEBURG	2020	11	KPC	5714593	5.2
768	CITY OF VANCEBURG	2020	12	KPC	6764742	5.2
769	CITY OF VANCEBURG	2021	1	KPC	8173688	5.2
770	CITY OF VANCEBURG	2021	2	KPC	6475122	5.2
771	CITY OF VANCEBURG	2021	3	KPC	6223153	5.2
772	CITY OF VANCEBURG	2021	4	KPC	5411537	5.2
773	CITY OF VANCEBURG	2021	5	KPC	5055927	5.2
774	CITY OF VANCEBURG	2021	6	KPC	5762073	5.2
775	CITY OF VANCEBURG	2021	7	KPC	6541484	5.2
776	CITY OF VANCEBURG	2021	8	KPC	6667639	5.2
777	CITY OF VANCEBURG	2021	9	KPC	5565378	5.2
778	CITY OF VANCEBURG	2021	10	KPC	5605353	5.2
779	CITY OF VANCEBURG	2021	11	KPC	5746373	5.2
780	CITY OF VANCEBURG	2021	12	KPC	6802346	5.2
781	CITY OF VANCEBURG	2022	1	KPC	8219072	5.2
782	CITY OF VANCEBURG	2022	2	KPC	6511014	5.2
783	CITY OF VANCEBURG	2022	3	KPC	6257567	5.2
784	CITY OF VANCEBURG	2022	4	KPC	5441367	5.2

Municipal Energy Sales-Olive Hill
Actual and Forecast

Obs	name	YEAR	MONTH	JURIS	KWH	revcls
785	CITY OF VANCEBURG	2022	5	KPC	5083681	5.2
786	CITY OF VANCEBURG	2022	6	KPC	5793549	5.2
787	CITY OF VANCEBURG	2022	7	KPC	6577007	5.2
788	CITY OF VANCEBURG	2022	8	KPC	6703592	5.2
789	CITY OF VANCEBURG	2022	9	KPC	5595157	5.2
790	CITY OF VANCEBURG	2022	10	KPC	5635095	5.2
791	CITY OF VANCEBURG	2022	11	KPC	5776596	5.2
792	CITY OF VANCEBURG	2022	12	KPC	6837799	5.2
793	CITY OF VANCEBURG	2023	1	KPC	8261509	5.2
794	CITY OF VANCEBURG	2023	2	KPC	6544335	5.2
795	CITY OF VANCEBURG	2023	3	KPC	6289321	5.2
796	CITY OF VANCEBURG	2023	4	KPC	5468746	5.2
797	CITY OF VANCEBURG	2023	5	KPC	5109067	5.2
798	CITY OF VANCEBURG	2023	6	KPC	5822279	5.2
799	CITY OF VANCEBURG	2023	7	KPC	6609435	5.2
800	CITY OF VANCEBURG	2023	8	KPC	6736483	5.2
801	CITY OF VANCEBURG	2023	9	KPC	5622506	5.2
802	CITY OF VANCEBURG	2023	10	KPC	5662562	5.2
803	CITY OF VANCEBURG	2023	11	KPC	5804683	5.2
804	CITY OF VANCEBURG	2023	12	KPC	6870975	5.2
805	CITY OF VANCEBURG	2024	1	KPC	8301516	5.2
806	CITY OF VANCEBURG	2024	2	KPC	6576015	5.2
807	CITY OF VANCEBURG	2024	3	KPC	6319743	5.2
808	CITY OF VANCEBURG	2024	4	KPC	5495140	5.2
809	CITY OF VANCEBURG	2024	5	KPC	5133649	5.2
810	CITY OF VANCEBURG	2024	6	KPC	5850187	5.2
811	CITY OF VANCEBURG	2024	7	KPC	6640965	5.2
812	CITY OF VANCEBURG	2024	8	KPC	6768434	5.2
813	CITY OF VANCEBURG	2024	9	KPC	5648998	5.2
814	CITY OF VANCEBURG	2024	10	KPC	5689045	5.2
815	CITY OF VANCEBURG	2024	11	KPC	5831613	5.2
816	CITY OF VANCEBURG	2024	12	KPC	6902580	5.2
817	CITY OF VANCEBURG	2025	1	KPC	8339355	5.2
818	CITY OF VANCEBURG	2025	2	KPC	6605679	5.2
819	CITY OF VANCEBURG	2025	3	KPC	6347952	5.2
820	CITY OF VANCEBURG	2025	4	KPC	5519437	5.2
821	CITY OF VANCEBURG	2025	5	KPC	5156139	5.2
822	CITY OF VANCEBURG	2025	6	KPC	5875593	5.2
823	CITY OF VANCEBURG	2025	7	KPC	6669563	5.2
824	CITY OF VANCEBURG	2025	8	KPC	6797349	5.2
825	CITY OF VANCEBURG	2025	9	KPC	5672949	5.2
826	CITY OF VANCEBURG	2025	10	KPC	5712996	5.2
827	CITY OF VANCEBURG	2025	11	KPC	5855999	5.2
828	CITY OF VANCEBURG	2025	12	KPC	6931261	5.2
829	CITY OF VANCEBURG	2026	1	KPC	8373784	5.2
830	CITY OF VANCEBURG	2026	2	KPC	6632790	5.2
831	CITY OF VANCEBURG	2026	3	KPC	6373854	5.2
832	CITY OF VANCEBURG	2026	4	KPC	5541820	5.2
833	CITY OF VANCEBURG	2026	5	KPC	5176922	5.2

Municipal Energy Sales-Olive Hill
Actual and Forecast

Obs	name	YEAR	MONTH	JURIS	KWH	revcls
834	CITY OF VANCEBURG	2026	6	KPC	5899123	5.2
835	CITY OF VANCEBURG	2026	7	KPC	6696098	5.2
836	CITY OF VANCEBURG	2026	8	KPC	6824207	5.2
837	CITY OF VANCEBURG	2026	9	KPC	5695211	5.2
838	CITY OF VANCEBURG	2026	10	KPC	5735260	5.2
839	CITY OF VANCEBURG	2026	11	KPC	5878666	5.2
840	CITY OF VANCEBURG	2026	12	KPC	6957913	5.2
841	CITY OF VANCEBURG	2027	1	KPC	8405782	5.2
842	CITY OF VANCEBURG	2027	2	KPC	6657994	5.2
843	CITY OF VANCEBURG	2027	3	KPC	6397952	5.2
844	CITY OF VANCEBURG	2027	4	KPC	5562682	5.2
845	CITY OF VANCEBURG	2027	5	KPC	5196337	5.2
846	CITY OF VANCEBURG	2027	6	KPC	5921189	5.2
847	CITY OF VANCEBURG	2027	7	KPC	6721107	5.2
848	CITY OF VANCEBURG	2027	8	KPC	6849678	5.2
849	CITY OF VANCEBURG	2027	9	KPC	5716478	5.2
850	CITY OF VANCEBURG	2027	10	KPC	5756698	5.2
851	CITY OF VANCEBURG	2027	11	KPC	5900677	5.2
852	CITY OF VANCEBURG	2027	12	KPC	6984013	5.2
853	CITY OF VANCEBURG	2028	1	KPC	8437381	5.2
854	CITY OF VANCEBURG	2028	2	KPC	6683100	5.2
855	CITY OF VANCEBURG	2028	3	KPC	6422152	5.2
856	CITY OF VANCEBURG	2028	4	KPC	5583751	5.2
857	CITY OF VANCEBURG	2028	5	KPC	5216033	5.2
858	CITY OF VANCEBURG	2028	6	KPC	5943631	5.2
859	CITY OF VANCEBURG	2028	7	KPC	6746555	5.2
860	CITY OF VANCEBURG	2028	8	KPC	6875560	5.2
861	CITY OF VANCEBURG	2028	9	KPC	5738017	5.2
862	CITY OF VANCEBURG	2028	10	KPC	5778315	5.2
863	CITY OF VANCEBURG	2028	11	KPC	5922745	5.2
864	CITY OF VANCEBURG	2028	12	KPC	7010022	5.2
865	CITY OF VANCEBURG	2029	1	KPC	8468657	5.2
866	CITY OF VANCEBURG	2029	2	KPC	6707735	5.2
867	CITY OF VANCEBURG	2029	3	KPC	6445693	5.2
868	CITY OF VANCEBURG	2029	4	KPC	5604135	5.2
869	CITY OF VANCEBURG	2029	5	KPC	5235010	5.2
870	CITY OF VANCEBURG	2029	6	KPC	5965194	5.2
871	CITY OF VANCEBURG	2029	7	KPC	6770979	5.2
872	CITY OF VANCEBURG	2029	8	KPC	6900423	5.2
873	CITY OF VANCEBURG	2029	9	KPC	5758755	5.2
874	CITY OF VANCEBURG	2029	10	KPC	5799200	5.2
875	CITY OF VANCEBURG	2029	11	KPC	5944161	5.2
876	CITY OF VANCEBURG	2029	12	KPC	7035383	5.2
877	CITY OF VANCEBURG	2030	1	KPC	8499316	5.2
878	CITY OF VANCEBURG	2030	2	KPC	6732031	5.2
879	CITY OF VANCEBURG	2030	3	KPC	6469043	5.2
880	CITY OF VANCEBURG	2030	4	KPC	5624429	5.2
881	CITY OF VANCEBURG	2030	5	KPC	5253949	5.2
882	CITY OF VANCEBURG	2030	6	KPC	5986736	5.2

Municipal Energy Sales-Olive Hill
Actual and Forecast

Obs	name	YEAR	MONTH	JURIS	KWH	revcls
883	CITY OF VANCEBURG	2030	7	KPC	6795364	5.2
884	CITY OF VANCEBURG	2030	8	KPC	6925183	5.2
885	CITY OF VANCEBURG	2030	9	KPC	5779320	5.2
886	CITY OF VANCEBURG	2030	10	KPC	5819796	5.2
887	CITY OF VANCEBURG	2030	11	KPC	5965139	5.2
888	CITY OF VANCEBURG	2030	12	KPC	7060039	5.2
889	CITY OF VANCEBURG	2031	1	KPC	8528874	5.2
890	CITY OF VANCEBURG	2031	2	KPC	6755261	5.2
891	CITY OF VANCEBURG	2031	3	KPC	6491185	5.2
892	CITY OF VANCEBURG	2031	4	KPC	5643513	5.2
893	CITY OF VANCEBURG	2031	5	KPC	5271616	5.2
894	CITY OF VANCEBURG	2031	6	KPC	6006685	5.2
895	CITY OF VANCEBURG	2031	7	KPC	6817804	5.2
896	CITY OF VANCEBURG	2031	8	KPC	6947835	5.2
897	CITY OF VANCEBURG	2031	9	KPC	5798056	5.2
898	CITY OF VANCEBURG	2031	10	KPC	5838488	5.2
899	CITY OF VANCEBURG	2031	11	KPC	5984120	5.2
900	CITY OF VANCEBURG	2031	12	KPC	7082289	5.2
901	CITY OF VANCEBURG	2032	1	KPC	8555485	5.2
902	CITY OF VANCEBURG	2032	2	KPC	6776155	5.2
903	CITY OF VANCEBURG	2032	3	KPC	6511080	5.2
904	CITY OF VANCEBURG	2032	4	KPC	5660622	5.2
905	CITY OF VANCEBURG	2032	5	KPC	5287412	5.2
906	CITY OF VANCEBURG	2032	6	KPC	6024461	5.2
907	CITY OF VANCEBURG	2032	7	KPC	6837719	5.2
908	CITY OF VANCEBURG	2032	8	KPC	6967854	5.2
909	CITY OF VANCEBURG	2032	9	KPC	5814524	5.2
910	CITY OF VANCEBURG	2032	10	KPC	5854832	5.2
911	CITY OF VANCEBURG	2032	11	KPC	6000626	5.2
912	CITY OF VANCEBURG	2032	12	KPC	7101536	5.2
913	CITY OF VANCEBURG	2033	1	KPC	8578393	5.2
914	CITY OF VANCEBURG	2033	2	KPC	6794024	5.2
915	CITY OF VANCEBURG	2033	3	KPC	6528002	5.2
916	CITY OF VANCEBURG	2033	4	KPC	5675144	5.2
917	CITY OF VANCEBURG	2033	5	KPC	5300817	5.2
918	CITY OF VANCEBURG	2033	6	KPC	6039579	5.2
919	CITY OF VANCEBURG	2033	7	KPC	6854731	5.2
920	CITY OF VANCEBURG	2033	8	KPC	6985059	5.2
921	CITY OF VANCEBURG	2033	9	KPC	5828808	5.2
922	CITY OF VANCEBURG	2033	10	KPC	5869164	5.2
923	CITY OF VANCEBURG	2033	11	KPC	6015287	5.2
924	CITY OF VANCEBURG	2033	12	KPC	7118893	5.2
925	CITY OF VANCEBURG	2034	1	KPC	8599401	5.2
926	CITY OF VANCEBURG	2034	2	KPC	6810727	5.2
927	CITY OF VANCEBURG	2034	3	KPC	6544139	5.2
928	CITY OF VANCEBURG	2034	4	KPC	5689279	5.2
929	CITY OF VANCEBURG	2034	5	KPC	5314145	5.2
930	CITY OF VANCEBURG	2034	6	KPC	6054934	5.2
931	CITY OF VANCEBURG	2034	7	KPC	6872378	5.2

Municipal Energy Sales-Olive Hill
Actual and Forecast

Obs	name	YEAR	MONTH	JURIS	KWH	revcls
932	CITY OF VANCEBURG	2034	8	KPC	7003310	5.2
933	CITY OF VANCEBURG	2034	9	KPC	5844277	5.2
934	CITY OF VANCEBURG	2034	10	KPC	5884995	5.2
935	CITY OF VANCEBURG	2034	11	KPC	6031788	5.2
936	CITY OF VANCEBURG	2034	12	KPC	7138757	5.2
937	CITY OF VANCEBURG	2035	1	KPC	8623813	5.2
938	CITY OF VANCEBURG	2035	2	KPC	6830375	5.2
939	CITY OF VANCEBURG	2035	3	KPC	6563310	5.2
940	CITY OF VANCEBURG	2035	4	KPC	5706201	5.2
941	CITY OF VANCEBURG	2035	5	KPC	5330174	5.2
942	CITY OF VANCEBURG	2035	6	KPC	6073432	5.2
943	CITY OF VANCEBURG	2035	7	KPC	6893615	5.2
944	CITY OF VANCEBURG	2035	8	KPC	7025168	5.2
945	CITY OF VANCEBURG	2035	9	KPC	5862669	5.2
946	CITY OF VANCEBURG	2035	10	KPC	5903650	5.2
947	CITY OF VANCEBURG	2035	11	KPC	6051027	5.2
948	CITY OF VANCEBURG	2035	12	KPC	7161642	5.2
949	CITY OF VANCEBURG	2036	1	KPC	8651572	5.2
950	CITY OF VANCEBURG	2036	2	KPC	6852465	5.2
951	CITY OF VANCEBURG	2036	3	KPC	6584623	5.2
952	CITY OF VANCEBURG	2036	4	KPC	5724766	5.2
953	CITY OF VANCEBURG	2036	5	KPC	5347544	5.2
954	CITY OF VANCEBURG	2036	6	KPC	6093249	5.2
955	CITY OF VANCEBURG	2036	7	KPC	6916127	5.2
956	CITY OF VANCEBURG	2036	8	KPC	7048120	5.2
957	CITY OF VANCEBURG	2036	9	KPC	5881818	5.2
958	CITY OF VANCEBURG	2036	10	KPC	5922913	5.2
959	CITY OF VANCEBURG	2036	11	KPC	6070725	5.2
960	CITY OF VANCEBURG	2036	12	KPC	7184874	5.2
961	CITY OF VANCEBURG	2037	1	KPC	8679495	5.2
962	CITY OF VANCEBURG	2037	2	KPC	6874401	5.2
963	CITY OF VANCEBURG	2037	3	KPC	6605485	5.2
964	CITY OF VANCEBURG	2037	4	KPC	5742698	5.2
965	CITY OF VANCEBURG	2037	5	KPC	5364058	5.2
966	CITY OF VANCEBURG	2037	6	KPC	6111743	5.2
967	CITY OF VANCEBURG	2037	7	KPC	6936683	5.2
968	CITY OF VANCEBURG	2037	8	KPC	7068552	5.2
969	CITY OF VANCEBURG	2037	9	KPC	5898403	5.2
970	CITY OF VANCEBURG	2037	10	KPC	5939108	5.2
971	CITY OF VANCEBURG	2037	11	KPC	6086781	5.2
972	CITY OF VANCEBURG	2037	12	KPC	7203212	5.2
973	CITY OF VANCEBURG	2038	1	KPC	8700827	5.2
974	CITY OF VANCEBURG	2038	2	KPC	6890681	5.2
975	CITY OF VANCEBURG	2038	3	KPC	6620552	5.2
976	CITY OF VANCEBURG	2038	4	KPC	5755303	5.2
977	CITY OF VANCEBURG	2038	5	KPC	5375398	5.2
978	CITY OF VANCEBURG	2038	6	KPC	6124212	5.2
979	CITY OF VANCEBURG	2038	7	KPC	6950387	5.2
980	CITY OF VANCEBURG	2038	8	KPC	7082117	5.2

Municipal Energy Sales-Olive Hill
Actual and Forecast

Obs	name	YEAR	MONTH	JURIS	KWH	revcls
981	CITY OF VANCEBURG	2038	9	KPC	5909442	5.2
982	CITY OF VANCEBURG	2038	10	KPC	5949986	5.2
983	CITY OF VANCEBURG	2038	11	KPC	6097730	5.2
984	CITY OF VANCEBURG	2038	12	KPC	7215973	5.2
985	CITY OF VANCEBURG	2039	1	KPC	8716043	5.2
986	CITY OF VANCEBURG	2039	2	KPC	6902610	5.2
987	CITY OF VANCEBURG	2039	3	KPC	6631919	5.2
988	CITY OF VANCEBURG	2039	4	KPC	5765111	5.2
989	CITY OF VANCEBURG	2039	5	KPC	5384499	5.2
990	CITY OF VANCEBURG	2039	6	KPC	6134515	5.2
991	CITY OF VANCEBURG	2039	7	KPC	6962007	5.2
992	CITY OF VANCEBURG	2039	8	KPC	7093874	5.2
993	CITY OF VANCEBURG	2039	9	KPC	5919170	5.2
994	CITY OF VANCEBURG	2039	10	KPC	5959676	5.2
995	CITY OF VANCEBURG	2039	11	KPC	6107520	5.2
996	CITY OF VANCEBURG	2039	12	KPC	7227347	5.2
997	CITY OF VANCEBURG	2040	1	KPC	8729454	5.2
998	CITY OF VANCEBURG	2040	2	KPC	6912938	5.2
999	CITY OF VANCEBURG	2040	3	KPC	6641493	5.2
1000	CITY OF VANCEBURG	2040	4	KPC	5773046	5.2
1001	CITY OF VANCEBURG	2040	5	KPC	5391480	5.2
1002	CITY OF VANCEBURG	2040	6	KPC	6141895	5.2
1003	CITY OF VANCEBURG	2040	7	KPC	6969624	5.2
1004	CITY OF VANCEBURG	2040	8	KPC	7100749	5.2
1005	CITY OF VANCEBURG	2040	9	KPC	5924117	5.2
1006	CITY OF VANCEBURG	2040	10	KPC	5963820	5.2
1007	CITY OF VANCEBURG	2040	11	KPC	6110892	5.2
1008	CITY OF VANCEBURG	2040	12	KPC	7230308	5.2
1009	CITY OF VANCEBURG	2041	1	KPC	8731807	5.2
1010	CITY OF VANCEBURG	2041	2	KPC	6913916	5.2
1011	CITY OF VANCEBURG	2041	3	KPC	6641660	5.2
1012	CITY OF VANCEBURG	2041	4	KPC	5772594	5.2
1013	CITY OF VANCEBURG	2041	5	KPC	5390603	5.2
1014	CITY OF VANCEBURG	2041	6	KPC	6140513	5.2
1015	CITY OF VANCEBURG	2041	7	KPC	6967805	5.2
1016	CITY OF VANCEBURG	2041	8	KPC	7098840	5.2
1017	CITY OF VANCEBURG	2041	9	KPC	5922645	5.2
1018	CITY OF VANCEBURG	2041	10	KPC	5962626	5.2
1019	CITY OF VANCEBURG	2041	11	KPC	6110140	5.2
1020	CITY OF VANCEBURG	2041	12	KPC	7230179	5.2
1021	CITY OF VANCEBURG	2042	1	KPC	8732835	5.2
1022	CITY OF VANCEBURG	2042	2	KPC	6915808	5.2
1023	CITY OF VANCEBURG	2042	3	KPC	6644690	5.2
1024	CITY OF VANCEBURG	2042	4	KPC	5776474	5.2
1025	CITY OF VANCEBURG	2042	5	KPC	5395545	5.2
1026	CITY OF VANCEBURG	2042	6	KPC	6147815	5.2
1027	CITY OF VANCEBURG	2042	7	KPC	6978184	5.2
1028	CITY OF VANCEBURG	2042	8	KPC	7111786	5.2
1029	CITY OF VANCEBURG	2042	9	KPC	5935560	5.2

Municipal Energy Sales-Olive Hill
Actual and Forecast

Obs	name	YEAR	MONTH	JURIS	KWH	revcls
1030	CITY OF VANCEBURG	2042	10	KPC	5977924	5.2
1031	CITY OF VANCEBURG	2042	11	KPC	6128332	5.2
1032	CITY OF VANCEBURG	2042	12	KPC	7254887	5.2

PEAK DEMAND

**Kentucky Power Company
Summer Peak Demand Forecast (MW) By Sector**

Summer	Residential	Commercial	Industrial	Other Retail	Olive Hill	Vanceburg	Total
2014	500	262	350	2	5	13	1,132
2015	498	264	351	2	5	13	1,133
2016	498	264	352	2	5	13	1,134
2017	498	264	354	2	5	13	1,137
2018	499	265	355	2	5	13	1,139
2019	500	266	355	2	5	13	1,141
2020	501	266	355	2	5	13	1,142
2021	503	268	358	2	6	13	1,149
2022	504	270	360	2	6	13	1,154
2023	504	270	361	2	6	13	1,157
2024	505	271	361	2	6	13	1,158
2025	508	274	363	2	6	14	1,166
2026	510	276	364	2	6	14	1,171
2027	513	278	365	2	6	14	1,176
2028	514	279	364	2	6	14	1,179

**Kentucky Power Company
Winter Following Peak Demand Forecast (MW) By Sector**

Winter* Following	Residential	Commercial	Industrial	Other Retail	Olive Hill	Vanceburg	Total
2013	731	275	403	2	6	15	1,432
2014	728	274	405	2	6	16	1,431
2015	729	273	406	2	6	16	1,432
2016	725	274	409	2	6	16	1,431
2017	724	273	409	2	6	16	1,431
2018	725	273	410	2	6	16	1,432
2019	723	272	410	2	6	16	1,430
2020	725	273	412	2	6	16	1,436
2021	725	274	415	2	6	16	1,439
2022	721	276	417	2	6	16	1,438
2023	720	276	417	2	6	16	1,438
2024	723	278	418	2	6	16	1,444
2025	725	279	419	2	6	17	1,448
2026	726	280	421	2	6	17	1,452
2027	726	281	421	2	6	17	1,454
2028	726	284	423	2	6	17	1,459

***Winter may occur in December of the year or January, February, March of following year.**