

Valley Gas, Inc.
PO Box 55
Irvington, KY 40146
270-547-2455

.....
Valley Gas, Inc.

2011-00089

RECEIVED

MAR 21 2011

PUBLIC SERVICE
COMMISSION

March 18, 2011

Mr. Jeff Derouen, Executive Director
Executive Director, Public Service Commission
PO Box 615 / 211 Sower Blvd.
Frankfort, KY 40602

Dear Mr. Derouen:


I am filing an updated supplier rate sheet to take place of the previous one submitted with the expected gas cost filing.


Your assistance is appreciated.

Yours truly,

VALLEY GAS, INC.

Sincerely,


Kerry R. Kasey
Secretary




Valley Gas - Irvington, KY

TGT Meter 1874

FAX

(270) 547-2464



Summer-Winter 2011-12		
%	1-%	Fuel Factor
2.80%	0.9720	0.02881

Actual or Average 3 Yr USAGE	Nov-10	Dec-10	Jan-11	Feb-11	Mar-11	Apr-11	May-11	Jun-11	Jul-11	Aug-11	Sep-11
Volume to Purchase	3,237	8,042	8,212	5,452	4,553	2,171	1,065	780	781	779	816
Current Market Price	\$ 3.2920	\$ 4.2670	\$ 4.2160	\$ 4.3160	\$ 3.7930	\$ 4.1610	\$ 4.2370	\$ 4.3030	\$ 4.3720	\$ 4.4110	\$ 4.4230
TGT Transport Fuel	\$ 0.9000	\$ 0.9000	\$ 0.9000	\$ 0.9000	\$ 0.9000	\$ 0.9000	\$ 0.9000	\$ 0.9000	\$ 0.9000	\$ 0.9000	\$ 0.9000
AEM Invoice/Dth	\$ 4.2868	\$ 5.2899	\$ 5.2374	\$ 5.3403	\$ 4.8023	\$ 5.1809	\$ 5.2591	\$ 5.3270	\$ 5.3979	\$ 5.4381	\$ 5.4504
Btu - Zone 3	1.0050	1.0056	1.0073	1.0070	1.0070	1.0070	1.0070	1.0070	1.0070	1.0070	1.0070
Mcf Conversion	\$ 4.3082	\$ 5.3197	\$ 5.2755	\$ 5.3779	\$ 4.8361	\$ 5.2173	\$ 5.2961	\$ 5.3644	\$ 5.4359	\$ 5.4763	\$ 5.4888
Ccf Conversion	\$ 0.0431	\$ 0.0532	\$ 0.0528	\$ 0.0538	\$ 0.0484	\$ 0.0522	\$ 0.0530	\$ 0.0536	\$ 0.0544	\$ 0.0548	\$ 0.0549
	\$ 13,876.47	\$ 42,541.52	\$ 43,009.93	\$ 29,115.47	\$ 21,864.71	\$ 11,247.66	\$ 5,600.89	\$ 4,155.02	\$ 4,215.79	\$ 4,236.25	\$ 4,447.54
Volume Hedged	400	700	800	700	500	-	-	-	-	-	-
WACOG for Hedges	\$ 4.8900	\$ 4.8900	\$ 4.8900	\$ 4.8900	\$ 4.8900	\$ -	\$ -	\$ -	\$ -	\$ -	\$ -
TGT Transport Fuel	\$ 0.9000	\$ 0.9000	\$ 0.9000	\$ 0.9000	\$ 0.9000	\$ 0.9000	\$ 0.9000	\$ 0.9000	\$ 0.9000	\$ 0.9000	\$ 0.9000
AEM Invoice/Dth	\$ 5.7900	\$ 5.7900	\$ 5.7900	\$ 5.7900	\$ 5.7900	\$ 0.9000	\$ 0.9000	\$ 0.9000	\$ 0.9000	\$ 0.9000	\$ 0.9000
Btu - Zone 3	1.0050	1.0056	1.0073	1.0070	1.0070	1.0070	1.0070	1.0070	1.0070	1.0070	1.0070
Mcf Conversion	\$ 5.8188	\$ 5.8226	\$ 5.8321	\$ 5.8308	\$ 5.8308	\$ 0.9063	\$ 0.9063	\$ 0.9063	\$ 0.9063	\$ 0.9063	\$ 0.9063
Ccf Conversion	\$ 0.0582	\$ 0.0582	\$ 0.0583	\$ 0.0583	\$ 0.0583	\$ 0.0091	\$ 0.0091	\$ 0.0091	\$ 0.0091	\$ 0.0091	\$ 0.0091
	\$ 2,316.00	\$ 4,053.00	\$ 4,632.00	\$ 4,053.00	\$ 2,895.00	\$ -	\$ -	\$ -	\$ -	\$ -	\$ -
\$\$\$ per Dth	\$ 4.4522	\$ 5.3300	\$ 5.2865	\$ 5.3915	\$ 4.9000	\$ 5.1809	\$ 5.2591	\$ 5.3270	\$ 5.3979	\$ 5.4381	\$ 5.4504
Overall \$\$\$ per Mcf	\$ 4.4743	\$ 5.3600	\$ 5.3249	\$ 5.4294	\$ 4.9345	\$ 5.2173	\$ 5.2961	\$ 5.3644	\$ 5.4359	\$ 5.4763	\$ 5.4888