

421 West Main Street
Post Office Box 634
Frankfort, KY 40602-0634
[502] 223-3477
[502] 223-4124 Fax
www.stites.com

September 7, 2010

Jeff R. Derouen
Executive Director
Public Service Commission
211 Sower Boulevard
P.O. Box 615
Frankfort, KY 40602-0615

RECEIVED

SEP 07 2010

PUBLIC SERVICE
COMMISSION

Mark R. Overstreet
(502) 209-1219
(502) 223-4387 FAX
moverstreet@stites.com

RE: P.S.C. Case No. 2010-00264

Dear Mr. Derouen:

Enclosed please find and accept for filing the original and copies of Kentucky Power Company's Responses to Commission Staff's First Set of Data Requests in the above matter.

By copy of this letter the public version of the Responses also are being served on the Attorney General and counsel for Kentucky Industrial Utility Customers, Inc.

Very truly yours,


Mark R. Overstreet

Enclosure

cc: Dennis G. Howard II
Michael L. Kurtz

COMMONWEALTH OF KENTUCKY
BEFORE THE
PUBLIC SERVICE COMMISSION OF KENTUCKY

RECEIVED

SEP 07 2010

PUBLIC SERVICE
COMMISSION

IN THE MATTER OF


AN EXAMINATION OF THE APPLICATION)
OF THE FUEL ADJUSTMENT CLAUSE OF)
KENTUCKY POWER COMPANY) CASE NO. 2010-00264
FROM NOVEMBER 1, 2009 THRU APRIL 30, 2010)

KENTUCKY POWER COMPANY RESPONSES TO COMMISSION STAFF'S
FIRST SET OF DATA REQUESTS

September 7, 2010

VERIFICATION

Aaron M. Sink, upon being first duly sworn, hereby makes oath that if the foregoing questions were propounded to him at a hearing before the Public Service Commission of Kentucky, he would give the answers recorded following each of said questions and that said answers are true.



Aaron M. Sink

Commonwealth of Kentucky


)

) Case No. 2010-00264

County of Lawrence

)

Sworn to before me and subscribed in my presence by Aaron M. Sink, this the 3rd day of September, 2010.




Notary Public

My Commission Expires: 9-29-2010

VERIFICATION

Ranie K. Wohnhas, upon being first duly sworn, hereby makes oath that if the foregoing questions were propounded to him at a hearing before the Public Service Commission of Kentucky, he would give the answers recorded following each of said questions and that said answers are true.



Ranie K. Wohnhas

Commonwealth of Kentucky


)

) Case No. 2010-00264

County of Franklin

)

1st Sworn to before me and subscribed in my presence by Ranie K. Wohnhas, this the
day of September, 2010.



Notary Public

My Commission Expires: January 23, 2013

VERIFICATION

Kimberly K. Chilcote, upon being first duly sworn, hereby makes oath that if the foregoing questions were propounded to him/her at a hearing before the Public Service Commission of Kentucky, he/she would give the answers recorded following each of said questions and that said answers are true.

Kimberly K. Chilcote

Kimberly K. Chilcote

State of Ohio

)

) Case No. 2010-00264

County of Franklin

)

Sworn to before me and subscribed in my presence by Cheryl L. Strawser, this the 31st day of August, 2010.

Cheryl L. Strawser

Notary Public

My Commission Expires: October 1, 2011

COMMONWEALTH OF KENTUCKY
BEFORE THE PUBLIC SERVICE COMMISSION

RECEIVED

SEP 07 2010

PUBLIC SERVICE
COMMISSION

In the Matter of:

AN EXAMINATION OF THE)
APPLICATION OF THE FUEL)
ADJUSTMENT CLAUSE OF AMERICAN)
ELECTRIC POWER COMPANY FROM)
NOVEMBER 1, 2009 THROUGH APRIL)
30, 2010)

CASE NO. 2010-00264

* * * * *

PETITION FOR CONFIDENTIAL TREATMENT

Kentucky Power Company ("Kentucky Power") moves the Commission pursuant to 807 KAR 5:001, Section 7, for an Order granting confidential treatment to Kentucky Power's Response to Staff Data Request No. 19(b).

Pursuant to 807 KAR 5:001 an original of the responses for which confidential treatment is sought is filed as part of Kentucky Power's original filing in response to the Information requests. In addition, ten redacted copies of the subject Response are filed with the other Responses to the Data Requests.

A. The Request And The Statutory Standard.

Staff Data Request 19(b) requires Kentucky Power to file and disclose:

For each solicitation [for coal purchases issued during the period November 1, 2009 to April 30, 2010], state the number of vendors to whom the solicitation was sent, the number of vendors who responded, and the selected vendor. Provide the bid tabulation sheet or corresponding document that ranks the proposals. (This document shall identify all vendors who made offers.) State the reasons for each selection.

Kentucky Power does not object to providing to the Commission the data sought in Staff Data Request 19(b).

KRS 61.878(1)(c)(1) excludes from the Open Records Act:

Upon and after July 15, 1992, records confidentially disclosed to an agency or required to be disclosed to it, generally recognized as confidential or proprietary, which if openly disclosed would permit an unfair commercial advantage to competitors of the entity that disclosed the records.

This exception applies to Kentucky Power's response to Staff Data Request 19(b).

B. Kentucky Power's Fuel Procurement Practices And The Competitive Fuel and Energy Markets.

Kentucky Power's bid solicitation is handled by the fuel procurement personnel in the Fuel, Emissions and Logistics group of American Electric Power Service Corporation ("AEPSC"). In negotiating fuel supply and transportation agreements, AEPSC seeks to obtain the lowest reasonable delivered cost of fuel for the Company's customers. Fuel and transportation suppliers, on the other hand, are interested in obtaining the highest price possible for their commodity or service. Making future pricing, or company strategy with regards to fuel acquisition or other competitively sensitive information available to the suppliers with which the Company is negotiating compromises AEPSC's ability to obtain the lowest reasonable cost of fuel for customers.

C. The Information Is Generally Recognized As Confidential and Proprietary.

First, the records to be filed with the Commission are "generally recognized as confidential or proprietary." The request calls not only for proposals made by the various coal bidders, but also for the internal evaluation of each bid. This bid information and evaluation is highly confidential, and confidentiality is critical to the bid process. Dissemination of the information for which confidential treatment is being requested is restricted by Kentucky Power and AEPSC, and the Company and AEPSC take all reasonable measures to prevent its disclosure to the public as well as persons within the Company who do not have a need for the information.

In further support of this Request for Confidential Treatment for the data sought by Data Request 19(b), Kentucky Power incorporates by reference the Company's similar Motion and Pleadings in prior Fuel Adjustment Clause proceedings, such as Case Nos. 2008-00518; 2007-00522; 2007-00276; 2006-00507; 2004-00463; 2004-00211, 2003-00453, 2000-495-B, 98-562-A and 98-562-B. Kentucky Power further states that the Commission has not denied confidential treatment to similar information in prior fuel clause proceedings.

D. Disclosure Of The Information Will Result In An Unfair Commercial Advantage.

In general, the disclosure of the confidential information also will result in an unfair commercial advantage to competitors of Kentucky Power and its coal suppliers. For example, if a prospective coal supplier learns through review of AEPSC's analysis of responses to Kentucky Power's coal solicitation the Company was willing to pay \$25 per ton for a certain quality and quantity of coal, that supplier could resist lowering its price below \$25 per ton. Similarly, and by example only, knowledge that Kentucky

Power currently is paying \$22 to \$27 per ton under contracts executed after December 31, 2008 may yield a similar result. In either case, a supplier will gain an unfair bargaining advantage – an advantage that would work to the detriment of Kentucky Power and its ratepayers. Additionally, in either case prospective suppliers considering a bid of less than \$25 per ton would be inclined to increase their bid closer to \$25 per ton. Such a result is antithetical to the purpose of the bidding process and contrary to the goal of providing the lowest reasonable retail electric rates. Moreover, to the extent disclosure would result in higher coal prices, Kentucky Power's energy rates would increase. Accordingly, Kentucky Power would be placed at a competitive disadvantage vis-à-vis other energy suppliers, especially in the off-system sales market.

Equally important is the fact Kentucky Power is a regulated electric utility, with the Commission serving to protect the public interest in the absence of competition. If Kentucky Power's coal prices go up because of public disclosure of the commercially sensitive information, Kentucky Power, its customers and the regulatory process will suffer.

E. The Information Is Required To Be Disclosed To An Agency.

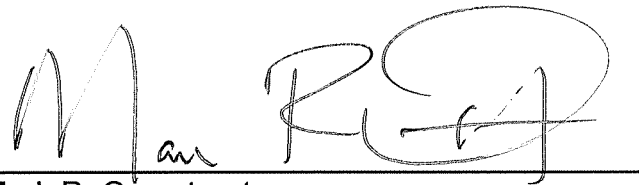
Finally, the records requested in Staff Data Request 19(b) are by the terms of the Data Request required to be disclosed to the Commission, a “public agency” as that term is defined at KRS 61.870(1). Kentucky Power acknowledges its coal purchase procedures are subject to Commission review, and that parties to this fuel clause proceeding should have access to the information sought through Staff Data Request 19(b). Any filing, however, should be subject to a confidentiality order and any party requesting such information should enter into a confidentiality agreement. If such an

agreement cannot be reached, the information should be subject to a protective order issued pursuant to 807 KAR 5:001, Section 7(5)(b).

Wherefore, Kentucky Power Company respectfully requests the Commission to enter an Order:

1. According confidential status to and withholding from public inspection Kentucky Power's responses to Staff Data Request 19(b); and
2. Granting Kentucky Power all further relief to which it may be entitled.

Respectfully submitted,

A handwritten signature in black ink, appearing to read "Mark R. Overstreet", written over a horizontal line.

Mark R. Overstreet
STITES & HARBISON PLLC
421 West Main Street
P. O. Box 634
Frankfort, Kentucky 40602-0634
Telephone: (502) 223-3477


COUNSEL FOR KENTUCKY POWER
COMPANY

CERTIFICATE OF SERVICE

I hereby certify that a copy of the foregoing (along with redacted copies of the information for which confidential treatment is sought) was served by first class mail, postage prepaid, upon the following parties of record, this 7th day of September, 2010.

Michael L. Kurtz
Boehm, Kurtz & Lowry
2110 CBLD Center
36 East Seventh Street
Cincinnati, OH 45202

Dennis Howard II
Assistant Attorney General
Office for Rate Intervention
P. O. Box 2000
Frankfort, KY 40602-2000

A handwritten signature in black ink, appearing to read "Mark Overstreet", is written above a horizontal line. The signature is stylized, with the first name "Mark" written in a cursive-like font and the last name "Overstreet" written in a more blocky, cursive font. The entire signature is enclosed within a large, hand-drawn oval.

Mark R. Overstreet

Kentucky Power Company

REQUEST

For the period from November 1, 2009 through April 30, 2010, list each vendor from whom coal was purchased and the quantities and nature of each purchase (e.g., spot or contract). For the period under review in total, provide the percentage of purchases that were spot versus contract.

RESPONSE

Please refer to the table below:

Vendor	Tons Purchased	Contract or Spot
Argus Energy, LLC	107,957	Contract
Beech Fork Processing, Inc.	347,110	Contract
ICG, LLC	133,285	Contract
INR-WV Operating, LLC	227,431	Contract
MC MINING, LLC	20,616	Contract
Rhino Energy LLC	10,314	Contract
Trinity Coal Marketing, LLC	327,755	Contract

WITNESS: Kimberly K. Chilcote

Kentucky Power Company

REQUEST

For the period from November 1, 2009 through April 30, 2010, list each vendor from whom natural gas was purchased for generation and the quantities and the nature of each purchase (e.g., spot or contract). For contract purchases, state whether the contract has been filed with the Commission. If no, explain why it has not been filed.

RESPONSE

Kentucky Power Company did not purchase natural gas for generation during the period for review.

WITNESS: Kimberly K Chilcote

Kentucky Power Company

REQUEST

State whether Kentucky Power engages in hedging activities for its coal purchases. If yes, describe the hedging activities in detail.

RESPONSE

Kentucky Power has not engaged in any hedging activities for its coal purchases during the review period.

WITNESS: Kimberly K Chilcote

Kentucky Power Company

REQUEST

For each generating station or unit for which a separate coal pile is maintained, state for the period from November 1, 2009 through April 30, 2010 the actual amount of coal burned in tons, the actual amount of coal deliveries in tons, the total kWh generated, and the actual capacity factor at which the plant operated.

RESPONSE

For the period November 1, 2009 to April 30, 2010:

Coal Burned, tons	1,402,694.00
Coal Delivered, tons	1,174,467.82
Total MWH Generated	3,563,204.00
Capacity Factor, %	76.94

WITNESS: Aaron M. Sink

Kentucky Power Company

REQUEST

List all firm power commitments for Kentucky Power from November 1, 2009 through April 30, 2010 for (a) purchases and (b) sales, This list shall identify the electric utility, the amount of commitment in MW, and the purpose of the commitment (e.g., peaking, emergency).

RESPONSE

(a) Firm power purchases:

AEP Generating Company (Unit Power Agreement - Rockport Plant Base Load) 393 MW

(b) Firm power sales commitments for Kentucky Power Company, other than retail jurisdictional customers, are the Cities of Olive Hill and Vanceburg, Kentucky as shown below. The numbers listed below represent the Network Service Peak Load for each customer's annual summer peak coincident with PJM. The Cities use the power as load following service to their citizens.

City of Olive Hill 7.0 MW
City of Vanceburg 16.1 MW

WITNESS: Ranie K. Wohnhas

Kentucky Power Company

REQUEST

Provide a monthly billing summary of sales to all electric utilities for the period November 1, 2009 through April 30, 2010.

RESPONSE

Please see attached.

WITNESS: Ranie K. Wohnhas

Kentucky Power Company
Billing Revenue
November 2009

KPSC Case No. 2010-00264
Order dated August 13, 2010
Item No. 6
Page 2 of 86

Ref	Trkg Cd	Account	Revenue	KWH Metered	Realization c/KWH
6/08 AJE		4470001	(3,760.48)	0	
SO2	ECSO2	4470001	159.30	0	
	ECSO2	4470001	136.33	0	
		4470001	(9,306.21)	0	
4470001 Total			(12,771.06)	0	0.00
BKI-SYS+	BUCK	4470002	485.37	0	
CMP-UPR	CPLC	4470002	42,270.63	0	
DY-2F	AMPO	4470002	80,305.18	0	
DY-2F	ARON	4470002	173,231.22	0	
DY-2F	BARC2	4470002	87,304.04	0	
DY-2F	CRDT2	4470002	152,050.03	0	
DY-2F	DMEC2	4470002	80,141.43	0	
DY-2F	DQPW2	4470002	2,330.96	0	
DY-2F	DTET	4470002	(6,397.73)	0	
DY-2F	IESI2	4470002	8,848.95	0	
DY-2F	IMEA	4470002	(5,881.59)	0	
DY-2F	IMPA	4470002	28,529.58	0	
DY-2F	NESL	4470002	85.34	0	
DY-2F	ODEC	4470002	(32.07)	0	
DY-2F	PEIC	4470002	(170.72)	0	
DY-2F	PEPS	4470002	5,115.86	0	
DY-2F	SES	4470002	1,707.49	0	
DY-2F	SETC	4470002	(10,389.35)	0	
DY-2F	WGES	4470002	142,494.21	0	
DY-2F	WVPA	4470002	14,521.07	0	
DY-F	EPLU	4470002	0.00	0	
GENLOS	SWE	4470002	(0.46)	0	
GENLOS	TEA	4470002	(27.28)	0	
HR-NF	APM	4470002	(4.86)	0	
HR-NF	CPLC	4470002	(5.73)	0	
HR-NF	LGE	4470002	(3.50)	0	
HR-NF	MISO	4470002	(701.49)	0	
HR-NF	SWE	4470002	(24.88)	0	
HR-NF	TEA	4470002	(398.04)	0	
HR-NF	TVAM	4470002	(1,355.77)	0	
LT-CAP	NCEM	4470002	88,433.90	0	
MO-F	BPPA2	4470002	663.90	0	
MO-F	COLS2	4470002	118,898.86	0	
MO-F	CPP	4470002	14,631.06	0	
MO-F	NCEM	4470002	12,199.65	0	
MO-F	TOFR2	4470002	35,765.05	0	
MO-F	WPSC	4470002	84,896.03	0	
OPC VAR	OPCVR	4470002	13,792.81	0	
SO2	ECSO2	4470002	21,220.12	0	
	CPLC	4470002	(42,917.27)	0	
	ECSO2	4470002	12,838.34	0	
	NASIA	4470002	19,799.60	0	
	NCEM	4470002	(32,412.33)	0	

Ref	Trkg Cd	Account	Revenue	KWH Metered	Realization c/KWH
		4470002 Total	1,141,837.61	0	0.00
	CPLC	4470004	4,371.22	0	
	NASIA	4470004	66.83	0	
	NCEM	4470004	785.82	0	
		4470004 Total	5,223.87	0	0.00
	CPLC	4470005	38,546.05	0	
	NASIA	4470005	835.46	0	
	NCEM	4470005	31,626.51	0	
		4470005 Total	71,008.02	0	0.00
BRK COMM	AMEM	4470006	(0.57)	0	
BRK COMM	BARC2	4470006	(814.76)	0	
BRK COMM	BPAC2	4470006	161.15	0	
BRK COMM	BPEC	4470006	(0.29)	0	
BRK COMM	CALP	4470006	(3.00)	0	
BRK COMM	CCG	4470006	(26.68)	0	
BRK COMM	CEI	4470006	(44.86)	0	
BRK COMM	DTET	4470006	(0.72)	0	
BRK COMM	DUKI2	4470006	(1.15)	0	
BRK COMM	EDFT2	4470006	(202.76)	0	
BRK COMM	EMAH2	4470006	(34.57)	0	
BRK COMM	EMMT	4470006	(31.56)	0	
BRK COMM	ENAM	4470006	(19.62)	0	
BRK COMM	ENDU	4470006	(14.31)	0	
BRK COMM	EPLU	4470006	(161.64)	0	
BRK COMM	EXGN	4470006	(108.30)	0	
BRK COMM	JPMV2	4470006	(32.28)	0	
BRK COMM	KPCS	4470006	(35.68)	0	
BRK COMM	MSCG	4470006	(2.01)	0	
BRK COMM	MSUI2	4470006	(1,764.81)	0	
BRK COMM	NEXT2	4470006	(4.22)	0	
BRK COMM	ODEC	4470006	(2.00)	0	
BRK COMM	PS	4470006	(67.76)	0	
BRK COMM	PUPP	4470006	(1.15)	0	
BRK COMM	SES	4470006	(13.34)	0	
BRK COMM	SETC	4470006	(59.34)	0	
BRK COMM	SIPC	4470006	(1.29)	0	
BRK COMM	SMEC2	4470006	(1.72)	0	
BRK COMM	UBSF2	4470006	(672.76)	0	

Ref	Trkg Cd	Account	Revenue	KWH Metered	Realization c/KWH
BRK COMM	UECO2	4470006	(265.87)	0	
BRK COMM	WR	4470006	(118.59)	0	
BRK COMM	WVPA	4470006	(18.65)	0	
Pre-2Hr	AMPO	4470006	10,731.35	259,000	4.14
Pre-2Hr	ARON	4470006	341,140.89	6,122,000	5.57
PRE-2HR	ARON	4470006	(272.73)	0	
Pre-2Hr	BARC2	4470006	91,145.58	1,725,000	5.28
Pre-2Hr	BGE	4470006	(168.42)	(2,000)	8.42
Pre-2Hr	BPEC	4470006	1,592.41	57,000	2.79
PRE-2HR	CALP	4470006	400.30	7,000	5.72
Pre-2Hr	CCG	4470006	684,121.65	11,201,000	6.11
Pre-2Hr	CECA2	4470006	229,913.30	7,758,000	2.96
Pre-2Hr	CEI	4470006	118,949.86	2,586,000	4.60
Pre-2Hr	CLEB2	4470006	94,863.64	1,618,000	5.86
Pre-2Hr	CRDT2	4470006	7,316.46	115,000	6.36
Pre-2Hr	DETM	4470006	143.46	0	
Pre-2Hr	EDFT2	4470006	50,612.69	1,435,000	3.53
Pre-2Hr	ENAM	4470006	28,210.13	488,000	5.78
Pre-2Hr	ENTE	4470006	77,412.72	2,294,000	3.37
Pre-2Hr	EXGN	4470006	60,314.17	1,668,000	3.62
Pre-2Hr	FESC	4470006	180,104.87	3,056,000	5.89
Pre-2Hr	HREA2	4470006	35,316.75	587,000	6.02
Pre-2Hr	IESI2	4470006	56,497.20	1,697,000	3.33
Pre-2Hr	IMEA	4470006	3,786.39	53,000	7.14
Pre-2Hr	IMPA	4470006	159,886.17	3,271,000	4.89
Pre-2Hr	IPWC2	4470006	90,605.75	2,876,000	3.15
Pre-2Hr	JPMV2	4470006	72,468.91	1,293,000	5.60
Pre-2Hr	KCPS	4470006	3,844.73	115,000	3.34
PRE-2HR	KCPS	4470006	15.57	0	
Pre-2Hr	LIDA2	4470006	24,635.50	420,000	5.87
Pre-2Hr	MECB	4470006	293,060.46	6,608,000	4.43
Pre-2Hr	MISO	4470006	305,870.91	10,049,000	3.04
Pre-2Hr	MPM	4470006	73,050.73	2,586,000	2.82
Pre-2Hr	MPPA	4470006	40,076.99	689,000	5.82
Pre-2Hr	MSCG	4470006	208,800.44	3,613,000	5.78
Pre-2Hr	NCEM	4470006	180,234.90	5,172,000	3.48
Pre-2Hr	NRG	4470006	79,763.76	2,295,000	3.48
Pre-2Hr	ODEC	4470006	71,046.41	1,438,000	4.94
Pre-2Hr	PEPS	4470006	358,128.03	6,273,000	5.71
Pre-2Hr	PNPR	4470006	31,172.10	498,000	6.26
Pre-2Hr	POTO2	4470006	46,357.29	793,000	5.85
Pre-2Hr	PUPP	4470006	3,562.90	117,000	3.05
Pre-2Hr	PWX	4470006	36,250.37	1,090,000	3.33
Pre-2Hr	SES	4470006	60,597.50	1,148,000	5.28
Pre-2Hr	SIPC	4470006	38,441.00	1,302,000	2.95
Pre-2Hr	SMEC2	4470006	6,068.36	172,000	3.53
Pre-2Hr	SOY	4470006	49,141.74	693,000	7.09
Pre-2Hr	SWE	4470006	80,222.83	2,295,000	3.50
Pre-2Hr	WPL	4470006	195,198.85	4,024,000	4.85
Pre-2Hr	WR	4470006	121,968.44	3,774,000	3.23
	DETM	4470006	(71.73)	0	
	MISO	4470006	(12,458.00)	0	
	NASIA	4470006	70,473.29	1,410,000	5.00

Ref	Trkg Cd	Account	Revenue	KWH Metered	Realization c/KWH
4470006 Total			4,756,181.76	106,738,000	4.46
BRK COMM	AMEM	4470010	(0.57)	0	
BRK COMM	ARON	4470010	(0.57)	0	
BRK COMM	BARC2	4470010	(45.72)	0	
BRK COMM	BPAC2	4470010	(529.29)	0	
BRK COMM	BPEC	4470010	(12.34)	0	
BRK COMM	CALP	4470010	(16.19)	0	
BRK COMM	CCG	4470010	(112.22)	0	
BRK COMM	CEI	4470010	(11.31)	0	
BRK COMM	CONC	4470010	(3.16)	0	
BRK COMM	DPLG	4470010	(14.06)	0	
BRK COMM	DTET	4470010	(55.83)	0	
BRK COMM	DUKI2	4470010	(0.57)	0	
BRK COMM	EDFT2	4470010	(147.84)	0	
BRK COMM	EMAH2	4470010	(19.65)	0	
BRK COMM	EMMT	4470010	(35.56)	0	
BRK COMM	ENAM	4470010	(16.62)	0	
BRK COMM	ENDU	4470010	(36.10)	0	
BRK COMM	EPLU	4470010	(154.84)	0	
BRK COMM	EXGN	4470010	(112.62)	0	
BRK COMM	FESC	4470010	1.00	0	
BRK COMM	IESI2	4470010	(1.15)	0	
BRK COMM	JPMV2	4470010	(32.28)	0	
BRK COMM	KCPS	4470010	(14.33)	0	
BRK COMM	MSCG	4470010	(5.86)	0	
BRK COMM	MSUI2	4470010	(865.15)	0	
BRK COMM	NEXT2	4470010	(4.22)	0	
BRK COMM	NRG	4470010	(17.76)	0	
BRK COMM	ODEC	4470010	(14.62)	0	
BRK COMM	PS	4470010	(56.46)	0	
BRK COMM	PUPP	4470010	(8.46)	0	
BRK COMM	SES	4470010	(13.34)	0	
BRK COMM	SETC	4470010	(32.71)	0	
BRK COMM	UBSF2	4470010	(517.73)	0	
BRK COMM	UECO2	4470010	(158.64)	0	
BRK COMM	WR	4470010	(47.43)	0	
BRK COMM	WVPA	4470010	(6.60)	0	
Pre-2Hr	AMEM	4470010	(37,873.44)	(1,148,000)	3.30
PRE-2HR	AMEM	4470010	(17.94)	0	
Pre-2Hr	APM	4470010	(7.75)	0	
Pre-2Hr	ARON	4470010	(3,385.66)	(115,000)	2.94
Pre-2Hr	CALP	4470010	(7,373.84)	(230,000)	3.21
PRE-2HR	CALP	4470010	(8.90)	0	
Pre-2Hr	CCG	4470010	(518,233.11)	(7,696,000)	6.73
Pre-2Hr	CLEC	4470010	(3,529.12)	(115,000)	3.07
Pre-2Hr	CONC	4470010	(86,477.69)	(1,148,000)	7.53
Pre-2Hr	CRDT2	4470010	(302,029.21)	(5,172,000)	5.84
Pre-2Hr	DETM	4470010	(42,177.24)	(1,148,000)	3.67

Ref	Trkg Cd	Account	Revenue	KWH Metered	Realization c/KWH
Pre-2Hr	DTET	4470010	(57,708.22)	(1,808,000)	3.19
Pre-2Hr	EDFT2	4470010	(53,601.46)	(1,607,000)	3.34
Pre-2Hr	EMMT	4470010	(190,654.39)	(4,024,000)	4.74
Pre-2Hr	ENAM	4470010	(16,033.74)	(488,000)	3.29
Pre-2Hr	ENDU	4470010	(9,339.25)	(287,000)	3.25
PRE-2HR	ENDU	4470010	(89.65)	0	
Pre-2Hr	ENTE	4470010	(1,174.64)	(26,000)	4.52
Pre-2Hr	EPLU	4470010	(31,460.60)	(1,036,000)	3.04
Pre-2Hr	EXGN	4470010	(463,668.99)	(11,246,000)	4.12
Pre-2Hr	IESI2	4470010	(34,013.11)	(1,438,000)	2.37
Pre-2Hr	JPMV2	4470010	(40,727.40)	(1,293,000)	3.15
Pre-2Hr	KCPS	4470010	(46,200.68)	(1,310,000)	3.53
Pre-2Hr	MISO	4470010	(279,471.54)	(7,427,000)	3.76
Pre-2Hr	MPM	4470010	(53,367.12)	(1,148,000)	4.65
Pre-2Hr	MSCG	4470010	(285,632.14)	(7,288,000)	3.92
Pre-2Hr	NCEM	4470010	(239,192.65)	(5,172,000)	4.62
Pre-2Hr	NRG	4470010	(130,003.45)	(3,787,000)	3.43
Pre-2Hr	ODEC	4470010	(3,385.66)	(115,000)	2.94
Pre-2Hr	PJM	4470010	(269,744.12)	(10,731,000)	2.51
Pre-2Hr	PJME2	4470010	(59.98)	0	
Pre-2Hr	PS	4470010	(476,276.92)	(7,301,000)	6.52
Pre-2Hr	PUPP	4470010	(35,945.05)	(1,170,000)	3.07
Pre-2Hr	PWX	4470010	(28.84)	(1,000)	2.88
Pre-2Hr	SETC	4470010	(3,570.72)	(115,000)	3.10
Pre-2Hr	TVAM	4470010	(6.89)	0	
Pre-2Hr	UECO2	4470010	(165,754.04)	(5,172,000)	3.20
Pre-2Hr	WPL	4470010	(88,945.20)	(2,295,000)	3.88
Pre-2Hr	WR	4470010	(52,592.58)	(1,550,000)	3.39
Pre-2Hr	WVPA	4470010	(277,215.11)	(9,443,000)	2.94
Pre-2Hr	NASIA	4470010	(60,078.60)	(1,406,000)	4.27
4470010 Total			(4,370,177.44)	(105,456,000)	4.14

BKI-SYS+	BUCK	4470028	2,220.17	62,000	3.58
DY-2F	AMPO	4470028	143,366.94	3,844,000	3.73
DY-2F	ARON	4470028	310,812.20	11,224,000	2.77
DY-2F	BARC2	4470028	127,499.16	3,248,000	3.93
DY-2F	CRDT2	4470028	171,329.17	5,695,000	3.01
DY-2F	DMEC2	4470028	88,466.33	3,627,000	2.44
DY-2F	DQPW2	4470028	88,466.33	3,627,000	2.44
DY-2F	DTET	4470028	53,559.89	1,762,000	3.04
DY-2F	IESI2	4470028	16,108.23	320,000	5.03
DY-2F	IMEA	4470028	36,917.58	962,000	3.84
DY-2F	IMPA	4470028	44,233.66	1,442,000	3.07
DY-2F	NESL	4470028	932.58	0	
DY-2F	ODEC	4470028	41.67	0	
DY-2F	PEIC	4470028	8,039.38	0	
DY-2F	PEPS	4470028	11,270.38	416,000	2.71
DY-2F	SES	4470028	8,201.07	0	
DY-2F	SETC	4470028	84,762.64	2,483,000	3.41

Ref	Trkg Cd	Account	Revenue	KWH Metered	Realization c/KWH
DY-2F	WGES	4470028	232,885.39	6,007,000	3.88
DY-2F	WVPA	4470028	132,699.99	5,069,000	2.62
DY-F	EPLU	4470028	1.60	0	
GENLOS	SWE	4470028	0.46	0	
GENLOS	TEA	4470028	27.28	0	
HR-NF	APM	4470028	5.34	0	
HR-NF	CPLC	4470028	6.29	0	
HR-NF	LGE	4470028	5.42	1,000	0.54
HR-NF	MISO	4470028	1,579.74	40,000	3.95
HR-NF	SWE	4470028	32.62	0	
HR-NF	TEA	4470028	3,110.41	86,000	3.62
HR-NF	TVAM	4470028	5,412.35	131,000	4.13
LT-CAP	NCEM	4470028	322,630.15	10,516,000	3.07
MO-F	BPPA2	4470028	1,599.80	0	
MO-F	COLS2	4470028	144,123.52	4,930,000	2.92
MO-F	CPP	4470028	21,373.61	703,000	3.04
MO-F	NCEM	4470028	78,200.86	3,627,000	2.16
MO-F	TOFR2	4470028	30,879.11	990,000	3.12
MO-F	WPSC	4470028	156,402.68	5,047,000	3.10
OPC VAR	OPCVR	4470028	(13,792.81)	0	
PRE-2HR	BUCK	4470028	0.00	0	
SO2	ECSO2	4470028	(21,220.12)	0	
	ECSO2	4470028	(12,838.34)	0	
	NASIA	4470028	31,794.77	(4,361,000)	(0.73)
4470028 Total			2,311,147.50	71,498,000	3.23
6/08 AJE		4470035	3,921.07	2,000	196.05
SO2	ECSO2	4470035	(159.30)	0	
	ECSO2	4470035	(136.33)	0	
		4470035	36,585.08	983,000	3.72
4470035 Total			40,210.52	985,000	4.08
	CLEB2	4470066	6,287.00	0	
	CPLC	4470066	(96.00)	0	
	DUKE2	4470066	(597.00)	0	
	EKPM	4470066	(12.00)	0	
	ENTE	4470066	(13,942.67)	0	
	MISO	4470066	(5,919.00)	0	
	NASIA	4470066	21,653.75	0	
	TVAM	4470066	(348.00)	0	
4470066 Total			7,026.08	0	0.00

Ref	Trkg Cd	Account	Revenue	KWH Metered	Realization c/KWH
BRKR-8	HETC2	4470081	(2.75)	0	
BRKR-8	LBCS2	4470081	(1.39)	0	
BRKR-8	SETC	4470081	(1.39)	0	
SWPS-7A	ARON	4470081	(5,714.73)	0	
SWPS-7A	BARC2	4470081	43,538.68	0	
SWPS-7A	HETC2	4470081	(1,439.80)	0	
SWPS-7A	JPMV2	4470081	(21,118.93)	0	
SWPS-7A	SETC	4470081	533.67	0	
SWPS-7A	SETC	4470081	4,358.31	0	
	NASIA	4470081	(552.96)	0	
	UBSF2	4470081	1,844.39	0	
	UBSF2	4470081	(60,650.96)	0	
	UBSF2	4470081	16,998.60	0	
4470081 Total			(22,209.26)	0	0.00
SWAPS	AMEM	4470082	10,771.86	0	
SWAPS	ARON	4470082	(372,985.09)	0	
SWAPS	BARC2	4470082	(156,249.79)	0	
SWAPS	BPAC2	4470082	21,368.87	0	
SWAPS	CCG	4470082	(186,574.44)	0	
SWAPS	CEI	4470082	(34,787.91)	0	
SWAPS	CONC	4470082	(11.69)	0	
SWAPS	CRDT2	4470082	(163,880.57)	0	
SWAPS	DPLG	4470082	(29,950.14)	0	
SWAPS	DTET	4470082	(4,754.62)	0	
SWAPS	DUKE2	4470082	(695.75)	0	
SWAPS	DYPM	4470082	(6,342.04)	0	
SWAPS	EDFT2	4470082	(697.38)	0	
SWAPS	EMAH2	4470082	12,929.08	0	
SWAPS	EMMT	4470082	33,628.70	0	
SWAPS	ENAM	4470082	2,082.40	0	
SWAPS	ENDU	4470082	320.57	0	
SWAPS	EPLU	4470082	24,575.36	0	
SWAPS	EXGN	4470082	401,933.16	0	
SWAPS	FESC	4470082	(14,966.63)	0	
SWAPS	IESI2	4470082	41,713.46	0	
SWAPS	IPWC2	4470082	23,934.97	0	
SWAPS	JPMV2	4470082	(56,368.66)	0	
SWAPS	MLCI	4470082	1,808.87	0	
SWAPS	MSCG	4470082	(47,662.01)	0	
SWAPS	NEXT2	4470082	42,858.78	0	
SWAPS	PEPS	4470082	1,019.11	0	
SWAPS	PS	4470082	1,776.25	0	
SWAPS	SES	4470082	104,987.29	0	
SWAPS	SETC	4470082	(13,511.42)	0	
SWAPS	UECO2	4470082	1,348.39	0	
SWAPS	WR	4470082	245.00	0	
SWAPS	WVPA	4470082	640.77	0	

Ref	Trkg Cd	Account	Revenue	KWH Metered	Realization c/KWH
	MSUI2	4470082	5,835.33	0	
	NA005	4470082	317.44	0	
	NASIA	4470082	(20,416.41)	0	
	UBSF2	4470082	(31,104.21)	0	
		4470082	(60,537.63)	0	
		4470082 Total	(467,400.73)	0	0.00
SPOT-ENG	PJM	4470089	(406,395.19)	0	
	NASIA	4470089	(3,431.70)	0	
		4470089 Total	(409,826.89)	0	0.00
AEPBCK	PJM	4470098	(4,087.69)	0	
AEPCOW	PJM	4470098	(47.61)	0	
AEPMON	PJM	4470098	(13.54)	0	
AEPSCG	PJM	4470098	56,266.21	0	
	NASIA	4470098	1,999.97	0	
		4470098 Total	54,117.34	0	0.00
AEPCCL	PJM	4470099	(19,610.64)	0	
AEPCOW	PJM	4470099	(26,181.98)	0	
AEPSCG	PJM	4470099	208,297.30	0	
PRE-2HR	PJM	4470099	(3,123.87)	0	
PRE-2HR	WPSC	4470099	14,346.00	0	
PRE-2HR	WVPA	4470099	2,869.20	0	
	BUCK	4470099	(2,186.33)	0	
	NASIA	4470099	2,225.93	0	
		4470099 Total	176,635.61	0	0.00
AEPCCL	PJM	4470100	11.37	0	
AEPSCG	PJM	4470100	62,361.46	0	
	NASIA	4470100	2,755.79	0	
		4470100 Total	65,128.62	0	0.00

Kentucky Power Company
Billing Revenue
November 2009

KPSC Case No. 2010-00264
Order dated August 13, 2010
Item No. 6
Page 10 of 86

Ref	Trkg Cd	Account	Revenue	KWH Metered	Realization c/KWH
SPOT-ENG	PJM	4470103	1,601,381.35	37,073,000	4.32
	NASIA	4470103	29,913.87	59,000	50.70
4470103 Total			1,631,295.22	37,132,000	4.39
AEPSCG	PJM	4470106	(122.62)	0	
	NASIA	4470106	(6.89)	0	
4470106 Total			(129.51)	0	0.00
AEPMON	PJM	4470107	(0.89)	0	
AEPSCG	PJM	4470107	248.64	0	
	NASIA	4470107	13.87	0	
4470107 Total			261.62	0	0.00
AEPSCG	PJM	4470109	(58,058.55)	0	
	NASIA	4470109	(335.46)	0	
4470109 Total			(58,394.01)	0	0.00
AEPMON	PJM	4470110	(2.35)	0	
AEPSCG	PJM	4470110	86.22	0	
	NASIA	4470110	43.66	0	
	PJM	4470110	(875.42)	0	
4470110 Total			(747.89)	0	0.00
PRE-2HR	BPPA2	4470112	930.84	15,000	6.21
PRE-2HR	SPSA2	4470112	1,180.30	0	
PRE-2HR	TOFR2	4470112	871.56	149,000	0.58
	CDOW	4470112	17,743.01	0	
	NASIA	4470112	96.34	1,000	9.63
4470112 Total			20,822.05	165,000	12.62

Ref	Trkg Cd	Account	Revenue	KWH Metered	Realization c/KWH
AEPBCK	PJM	4470115	(46,896.41)	0	
AEPCOW	PJM	4470115	(4.82)	0	
AEPMON	PJM	4470115	(797.07)	0	
AEPSCG	PJM	4470115	48,232.71	0	
	NASIA	4470115	(229.61)	0	
4470115 Total			304.80	0	0.00
AEPCCL	PJM	4470124	(458.19)	0	
	NASIA	4470124	(14.99)	0	
	PJM	4470124	1.37	0	
	WSTR2	4470124	0.00	0	
4470124 Total			(471.81)	0	0.00
	NASIA	4470125	(24.67)	0	
4470125 Total			(24.67)	0	0.00
AEPBCK	PJM	4470126	25,013.73	0	
AEPCCL	PJM	4470126	1,971.26	0	
AEPSCG	PJM	4470126	(58,002.13)	0	
	NASIA	4470126	(1,603.05)	0	
	PJM	4470126	12,859.69	0	
4470126 Total			(19,760.50)	0	0.00
AEP-POOL		4470128	4,379,902.60	174,991,000	2.50
4470128 Total			4,379,902.60	174,991,000	2.50
	NASIA	4470131	(5.16)	0	
4470131 Total			(5.16)	0	0.00

Kentucky Power Company
Billing Revenue
November 2009

KPSC Case No. 2010-00264
Order dated August 13, 2010
Item No. 6
Page 12 of 86

Ref	Trkg Cd	Account	Revenue	KWH Metered	Realization c/KWH
PRE-2HR	ARON	4470143	47,765.66	0	
PRE-2HR	BUCK	4470143	(2.10)	0	
PRE-2HR	CCG	4470143	48,202.97	0	
	BUCK	4470143	60,970.50	0	
	NASIA	4470143	4,478.80	0	
	UBSF2	4470143	73,663.63	0	
4470143 Total			235,079.46	0	0.00
PRE-2HR	MISO	4470167	(472.90)	0	
	NASIA	4470167	12.81	0	
4470167 Total			(460.09)	0	0.00
	UBS	4470168	(3,946.34)	0	
4470168 Total			(3,946.34)	0	0.00
AEPCG	PJM	4470169	8,783.20	0	
	NASIA	4470169	40.98	0	
4470169 Total			8,824.18	0	0.00
PRE-2HR	BPPA2	4470170	0.00	0	
PRE-2HR	FESC	4470170	810,493.07	13,755,000	5.89
PRE-2HR	PEPS	4470170	105,446.49	944,000	11.17
PRE-2HR	PNPR	4470170	36,428.01	498,000	7.31
PRE-2HR	SPSA2	4470170	0.00	0	
PRE-2HR	TOFR2	4470170	0.00	0	
	NASIA	4470170	20,470.63	288,000	7.11
4470170 Total			972,838.20	15,485,000	6.28
AEPBCK	PJM	4470174	25,171.96	0	
AEPCCCL	PJM	4470174	3,906.08	0	
AEPSCG	PJM	4470174	2,891.55	0	
	NASIA	4470174	75.89	0	

Ref	Trkg Cd	Account	Revenue	KWH Metered	Realization c/KWH
		4470174 Total	32,045.48	0	0.00
	NASIA	4470204	234.18	0	
		4470204 Total	234.18	0	0.00
	NASIA	4470205	(46.30)	0	
		4470205 Total	(46.30)	0	0.00
AEPBCK	PJM	4470206	717.59	0	
AEPCCL	PJM	4470206	(84.70)	0	
AEPMON	PJM	4470206	2.05	0	
AEPSCG	PJM	4470206	8,081.61	0	
	BUCK	4470206	(1,698.97)	0	
	NASIA	4470206	1,629.51	0	
		4470206 Total	8,647.09	0	0.00
AEPBCK	PJM	4470209	70,234.57	0	
AEPCCL	PJM	4470209	7,471.26	0	
AEPSCG	PJM	4470209	(181,977.61)	0	
	NASIA	4470209	(3,320.36)	0	
		4470209 Total	(107,592.14)	0	0.00
AEPSCG	PJM	4470214	(16.57)	0	
	NASIA	4470214	96.21	0	
		4470214 Total	79.64	0	0.00
AEPSCG	PJM	4470215	16.49	0	
	NASIA	4470215	(33.34)	0	

Ref	Trkg Cd	Account	Revenue	KWH Metered	Realization c/KWH
		4470215 Total	(16.85)	0	0.00
	NASIA	4470216	(521.00)	0	
		4470216 Total	(521.00)	0	0.00
	NASIA	5550035	71.78	0	
		5550035 Total	71.78	0	0.00
AEPCOW	PJM	5550039	3.04	0	
AEPMON	PJM	5550039	(0.02)	0	
AEPCOW	PJM	5550039	749.10	0	
	NASIA	5550039	3.93	0	
	PJM	5550039	(174.23)	0	
		5550039 Total	581.82	0	0.00
PRE-2HR	WVPA	5550088	(11,280.26)	0	
	NASIA	5550088	(122.19)	0	
		5550088 Total	(11,402.45)	0	0.00
BRK COMM	BARC2	5550099	(7.00)	0	
BRK COMM	BPAC2	5550099	(43.00)	0	
BRK COMM	CEI	5550099	(5.00)	0	
BRK COMM	DTET	5550099	(1.15)	0	
BRK COMM	ENDU	5550099	(25.23)	0	
BRK COMM	EXGN	5550099	(3.00)	0	
BRK COMM	JPMV2	5550099	(28.12)	0	
BRK COMM	PS	5550099	(1.00)	0	
BRK COMM	UBSF2	5550099	(2.73)	0	
BRK COMM	UECO2	5550099	(108.32)	0	
PRE-2HR	BARC2	5550099	(3,606.34)	0	
PRE-2HR	ENDU	5550099	(336.84)	0	
PRE-2HR	FESC	5550099	(5,985.01)	0	
Pre-2Hr	JPMV2	5550099	(3,357.49)	0	
PRE-2HR	MISO	5550099	(406,685.61)	(14,335,000)	2.84

Ref	Trkg Cd	Account	Revenue	KWH Metered	Realization c/KWH
PRE-2HR	PJM	5550099	(15,586.84)	(978,000)	1.59
PRE-2HR	PJME2	5550099	(38.94)	0	
Pre-2Hr	UECO2	5550099	(201.88)	0	
	MISO	5550099	(54,435.00)	0	
	MPM	5550099	(4,969.45)	0	
	NASIA	5550099	(5,623.39)	(250,000)	2.25
	UBSF2	5550099	(49,451.67)	0	
5550099 Total			(550,503.01)	(15,563,000)	3.54
PRE-2HR	EXGN	5550100	(5,059.84)	0	
PRE-2HR	IESI2	5550100	(1,002.91)	0	
PRE-2HR	MPM	5550100	(3,125.64)	0	
PRE-2HR	PJM	5550100	(41,707.60)	0	
PRE-2HR	UECO2	5550100	(1,002.91)	0	
PRE-2HR	WPL	5550100	(7,134.99)	0	
PRE-2HR	WVPA	5550100	(5,272.44)	0	
PRE-2HR	NASIA	5550100	(1,117.78)	0	
5550100 Total			(65,424.11)	0	0.00
PRE-2HR	CNCT	5550107	(3,012.66)	0	
PRE-2HR	EXGN	5550107	(1,273.22)	0	
PRE-2HR	IESI2	5550107	(252.36)	0	
PRE-2HR	MPM	5550107	(786.51)	0	
PRE-2HR	PJM	5550107	(80,416.50)	0	
PRE-2HR	TOFR2	5550107	(17,179.51)	0	
PRE-2HR	UECO2	5550107	(252.36)	0	
PRE-2HR	WPL	5550107	(1,795.39)	0	
PRE-2HR	WVPA	5550107	(1,326.72)	0	
PRE-2HR	NASIA	5550107	(1,604.24)	0	
5550107 Total			(107,899.47)	0	0.00
	NASIA	5570007	21.80	0	
5570007 Total			21.80	0	0.00
AEPCOW	PJM	5614000	(12.91)	0	
AEPMON	PJM	5614000	(3.33)	0	
AEPSCG	PJM	5614000	277.93	0	

Ref	Trkg Cd	Account	Revenue	KWH Metered	Realization c/KWH
	NASIA	5614000	(215.40)	0	
	PJM	5614000	(2,466.98)	0	
5614000 Total			(2,420.69)	0	0.00
	NASIA	5614008	(17.34)	0	
	PJM	5614008	(1.09)	0	
5614008 Total			(18.43)	0	0.00
AEPCOW	PJM	5618000	(3.63)	0	
AEPMON	PJM	5618000	(0.02)	0	
AEPCOG	PJM	5618000	1.55	0	
	NASIA	5618000	(36.27)	0	
	PJM	5618000	(928.76)	0	
5618000 Total			(967.13)	0	0.00
AEPCOW	PJM	5757000	(13.07)	0	
AEPCOG	PJM	5757000	0.55	0	
	NASIA	5757000	(222.74)	0	
	PJM	5757000	(4,725.36)	0	
5757000 Total			(4,960.62)	0	0.00
Total November 2009			9,701,429.29	285,975,000	
			=====	=====	

Ref	Trkg Cd	Account	Revenue	KWH Metered	Realization c/KWH
6/08 AJE		4470001	(549.73)	0	
SO2	ECSO2	4470001	1,727.62	0	
	ECSO2	4470001	512.44	0	
	NASIA	4470001	0.00	0	
		4470001	10,366.42	0	
		4470001			
		Total	12,056.75	0	0.00
BKI-EXCS	BUCK	4470002	(39.79)	0	
BKI-SYS+	BUCK	4470002	20,842.02	0	
CMP-UPR	CPLC	4470002	42,141.38	0	
DY-2F	AMPO	4470002	81,490.30	0	
DY-2F	ARON	4470002	179,961.51	0	
DY-2F	BARC2	4470002	107,061.98	0	
DY-2F	CRDT2	4470002	152,034.68	0	
DY-2F	DMEC2	4470002	46,401.30	0	
DY-2F	DQPW2	4470002	(709.78)	0	
DY-2F	DTET	4470002	(4,223.29)	0	
DY-2F	IESI2	4470002	20,258.56	0	
DY-2F	IMEA	4470002	(1,816.70)	0	
DY-2F	IMPA	4470002	27,794.37	0	
DY-2F	NESL	4470002	113.03	0	
DY-2F	PEIC	4470002	(418.62)	0	
DY-2F	PEPS	4470002	(191.91)	0	
DY-2F	SES	4470002	1,864.92	0	
DY-2F	SETC	4470002	(12,305.69)	0	
DY-2F	WGES	4470002	144,539.20	0	
DY-2F	WVPA	4470002	10,277.63	0	
DY-F	WVPA	4470002	372.06	0	
GENLOS	ENTE	4470002	(64.34)	0	
GENLOS	TEA	4470002	(24.96)	0	
HR-NF	APM	4470002	(2.20)	0	
HR-NF	DUKE2	4470002	(373.78)	0	
HR-NF	ENTE	4470002	232.25	0	
HR-NF	LGE	4470002	(1,446.63)	0	
HR-NF	MISO	4470002	(332.46)	0	
HR-NF	TEA	4470002	166.27	0	
HR-NF	TVAM	4470002	(932.03)	0	
LT-CAP	NCEM	4470002	68,450.90	0	
MO-F	BPPA2	4470002	699.77	0	
MO-F	COLS2	4470002	122,471.92	0	
MO-F	CPP	4470002	8,682.73	0	
MO-F	NCEM	4470002	8,120.91	0	
MO-F	TOFR2	4470002	48,452.61	0	
MO-F	WPSC	4470002	80,112.65	0	
OPC VAR	OPCVR	4470002	41,718.95	0	
SO2	ECSO2	4470002	58,048.86	0	
	CPLC	4470002	(41,365.48)	0	
	ECSO2	4470002	17,169.65	0	
	NASIA	4470002	0.00	0	

Kentucky Power Company
Billing Revenue
December 2009

KPSC Case No. 2010-00264
Order dated August 13, 2010
Item No. 6
Page 18 of 86

Ref	Trkg Cd	Account	Revenue	KWH Metered	Realization c/KWH
	NCEM	4470002	(31,220.01)	0	
		4470002			
		Total	1,194,012.74	0	0.00
	CPLC	4470004	4,178.99	0	
	NASIA	4470004	0.00	0	
	NCEM	4470004	745.84	0	
		4470004			
		Total	4,924.83	0	0.00
	CPLC	4470005	37,186.49	0	
	NASIA	4470005	0.00	0	
	NCEM	4470005	30,474.17	0	
		4470005			
		Total	67,660.66	0	0.00
BRK COMM	AMEM	4470006	(11.91)	0	
BRK COMM	ARON	4470006	(7.32)	0	
BRK COMM	BARC2	4470006	(740.54)	0	
BRK COMM	BPAC2	4470006	(77.44)	0	
BRK COMM	BPEC	4470006	(5.31)	0	
BRK COMM	CEI	4470006	(1.03)	0	
BRK COMM	CONC	4470006	(0.29)	0	
BRK COMM	DTET	4470006	(21.12)	0	
BRK COMM	EDFT2	4470006	(563.65)	0	
BRK COMM	EMAH2	4470006	(83.85)	0	
BRK COMM	EMMT	4470006	(166.41)	0	
BRK COMM	ENAM	4470006	(389.51)	0	
BRK COMM	ENDU	4470006	(14.59)	0	
BRK COMM	EPLU	4470006	(45.30)	0	
BRK COMM	EXGN	4470006	(1,660.01)	0	
BRK COMM	JPMV2	4470006	(13.77)	0	
BRK COMM	KCPS	4470006	(1.60)	0	
BRK COMM	MSCG	4470006	(97.66)	0	
BRK COMM	MSUI2	4470006	(1,773.85)	0	
BRK COMM	NEXT2	4470006	(22.38)	0	
BRK COMM	NRG	4470006	(51.43)	0	
BRK COMM	PS	4470006	(80.75)	0	
BRK COMM	PWX	4470006	(2.58)	0	
BRK COMM	REMC	4470006	(2.15)	0	
BRK COMM	SES	4470006	(100.25)	0	
BRK COMM	SETC	4470006	(74.04)	0	
BRK COMM	SIPC	4470006	(9.18)	0	
BRK COMM	SMEC2	4470006	(47.74)	0	

Kentucky Power Company
Billing Revenue
December 2009

KPSC Case No. 2010-00264
Order dated August 13, 2010
Item No. 6
Page 19 of 86

Ref	Trkg Cd	Account	Revenue	KWH Metered	Realization c/KWH
BRK COMM	UBSF2	4470006	(192.47)	0	
BRK COMM	UECO2	4470006	(202.50)	0	
BRK COMM	ULHP	4470006	(7.19)	0	
BRK COMM	WR	4470006	(34.37)	0	
BRK COMM	WVPA	4470006	(2.30)	0	
Pre-2Hr	AMEM	4470006	64.13	9,000	0.71
Pre-2Hr	AMPO	4470006	11,073.68	267,000	4.15
Pre-2Hr	ARON	4470006	294,412.77	5,300,000	5.55
Pre-2Hr	BARC2	4470006	69,662.74	1,406,000	4.95
Pre-2Hr	BPEC	4470006	35,134.16	871,000	4.03
Pre-2Hr	CCG	4470006	720,768.36	11,796,000	6.11
Pre-2Hr	CECA2	4470006	176,843.43	5,193,000	3.41
Pre-2Hr	CEI	4470006	122,744.38	2,668,000	4.60
Pre-2Hr	CLEB2	4470006	105,037.42	1,853,000	5.67
Pre-2Hr	CONC	4470006	18.29	4,000	0.46
PRE-2HR	CONC	4470006	(52.83)	0	
Pre-2Hr	DETM	4470006	5,864.07	0	
Pre-2Hr	DMEC2	4470006	82,059.12	1,262,000	6.50
Pre-2Hr	DTET	4470006	44,343.49	1,262,000	3.51
Pre-2Hr	EDFT2	4470006	74,025.79	1,936,000	3.82
Pre-2Hr	ENAM	4470006	38,686.66	666,000	5.81
Pre-2Hr	ENTE	4470006	4,303.80	115,000	3.74
Pre-2Hr	EXGN	4470006	52,018.60	1,406,000	3.70
PRE-2HR	EXGN	4470006	885.72	23,000	3.85
Pre-2Hr	FESC	4470006	211,232.28	3,579,000	5.90
Pre-2Hr	HREA2	4470006	44,736.13	647,000	6.91
Pre-2Hr	IESI2	4470006	55,817.99	1,673,000	3.34
Pre-2Hr	IMEA	4470006	4,071.40	58,000	7.02
Pre-2Hr	IMPA	4470006	109,264.87	1,262,000	8.66
Pre-2Hr	IPWC2	4470006	55,533.37	1,406,000	3.95
Pre-2Hr	JPMV2	4470006	74,780.68	1,334,000	5.61
Pre-2Hr	KCPS	4470006	2,603.55	62,000	4.20
Pre-2Hr	KMPA	4470006	39,415.06	657,000	6.00
Pre-2Hr	LIDA2	4470006	27,787.09	474,000	5.86
Pre-2Hr	MECB	4470006	217,133.02	4,619,000	4.70
Pre-2Hr	MISO	4470006	427,014.10	10,971,000	3.89
Pre-2Hr	MPM	4470006	75,381.06	2,668,000	2.83
Pre-2Hr	MPPA	4470006	44,084.68	757,000	5.82
Pre-2Hr	MSCG	4470006	260,005.47	4,761,000	5.46
Pre-2Hr	NCEM	4470006	185,984.41	5,337,000	3.48
Pre-2Hr	NRG	4470006	84,795.64	2,359,000	3.59
Pre-2Hr	ODEC	4470006	69,451.86	1,406,000	4.94
Pre-2Hr	PEPS	4470006	205,748.88	2,984,000	6.90
Pre-2Hr	PNPR	4470006	33,163.54	530,000	6.26
Pre-2Hr	POTO2	4470006	(4,618.22)	(80,000)	5.77
PRE-2HR	PUPP	4470006	12.12	0	
Pre-2Hr	PWX	4470006	21,815.24	515,000	4.24
Pre-2Hr	SES	4470006	66,657.25	1,262,000	5.28
Pre-2Hr	SETC	4470006	4,521.86	115,000	3.93
Pre-2Hr	SIPC	4470006	39,584.20	1,047,000	3.78
Pre-2Hr	SMEC2	4470006	95,851.36	1,951,000	4.91
Pre-2Hr	SOY	4470006	76,216.51	1,074,000	7.10
Pre-2Hr	SWE	4470006	85,353.74	2,442,000	3.50

Kentucky Power Company
Billing Revenue
December 2009

KPSC Case No. 2010-00264
Order dated August 13, 2010
Item No. 6
Page 20 of 86

Ref	Trkg Cd	Account	Revenue	KWH Metered	Realization c/KWH
Pre-2Hr	WPL	4470006	201,687.54	4,074,000	4.95
Pre-2Hr	WR	4470006	47,884.80	1,561,000	3.07
Pre-2Hr	WVPA	4470006	2,983.97	57,000	5.24
	DETM	4470006	(1,933.55)	0	
	MISO	4470006	(16,593.00)	0	
	NASIA	4470006	0.00	0	
	WR	4470006	(2,892.25)	0	
		4470006			
		Total	4,675,925.94	97,599,000	4.79
BRK COMM	AMEM	4470010	(12.48)	0	
BRK COMM	BARC2	4470010	(101.24)	0	
BRK COMM	BPAC2	4470010	(205.51)	0	
BRK COMM	BPEC	4470010	(0.57)	0	
BRK COMM	CALP	4470010	(30.61)	0	
BRK COMM	CCG	4470010	(36.79)	0	
BRK COMM	CEI	4470010	(0.04)	0	
BRK COMM	CONC	4470010	(0.29)	0	
BRK COMM	CPLC	4470010	(14.38)	0	
BRK COMM	DPLG	4470010	(94.68)	0	
BRK COMM	DTET	4470010	(28.62)	0	
BRK COMM	DUK12	4470010	(0.29)	0	
BRK COMM	EDFT2	4470010	(184.44)	0	
BRK COMM	EMAH2	4470010	(14.38)	0	
BRK COMM	EMMT	4470010	(166.41)	0	
BRK COMM	ENAM	4470010	(321.77)	0	
BRK COMM	ENDU	4470010	(62.88)	0	
BRK COMM	EPLU	4470010	(50.67)	0	
BRK COMM	EXGN	4470010	(1,753.57)	0	
BRK COMM	FESC	4470010	(7.89)	0	
BRK COMM	JPMV2	4470010	(11.47)	0	
BRK COMM	KCPS	4470010	(0.41)	0	
BRK COMM	MSCG	4470010	(28.77)	0	
BRK COMM	MSUI2	4470010	(2,070.84)	0	
BRK COMM	NEXT2	4470010	(31.93)	0	
BRK COMM	NRG	4470010	(94.15)	0	
BRK COMM	ODEC	4470010	(0.41)	0	
BRK COMM	PS	4470010	(242.36)	0	
BRK COMM	PUPP	4470010	(7.68)	0	
BRK COMM	PWX	4470010	(16.97)	0	
BRK COMM	SES	4470010	(76.18)	0	
BRK COMM	SETC	4470010	(64.87)	0	
BRK COMM	SMEC2	4470010	(7.19)	0	
BRK COMM	UBSF2	4470010	(207.03)	0	
BRK COMM	UECO2	4470010	(80.28)	0	
BRK COMM	WR	4470010	(74.82)	0	
BRK COMM	WVPA	4470010	(1.15)	0	
Pre-2Hr	AMEM	4470010	(32,356.40)	(980,000)	3.30
Pre-2Hr	ARON	4470010	(182.09)	(16,000)	1.14
Pre-2Hr	BPEC	4470010	(5,518.19)	(115,000)	4.80

Ref	Trkg Cd	Account	Revenue	KWH Metered	Realization c/KWH
Pre-2Hr	CALP	4470010	(20,090.14)	(466,000)	4.31
Pre-2Hr	CCG	4470010	(584,188.54)	(9,190,000)	6.36
Pre-2Hr	CONC	4470010	(73,635.75)	(977,000)	7.54
Pre-2Hr	CRDT2	4470010	(311,663.98)	(5,337,000)	5.84
Pre-2Hr	DEMI	4470010	(49,866.70)	(1,262,000)	3.95
Pre-2Hr	DETM	4470010	(46,394.96)	(1,262,000)	3.68
Pre-2Hr	DTET	4470010	(34,266.86)	(803,000)	4.27
Pre-2Hr	EDFT2	4470010	(52,052.99)	(1,205,000)	4.32
Pre-2Hr	EMMT	4470010	(195,825.77)	(4,074,000)	4.81
Pre-2Hr	ENAM	4470010	(21,704.24)	(666,000)	3.26
Pre-2Hr	ENDU	4470010	(2,295.36)	(57,000)	4.03
Pre-2Hr	ENTE	4470010	(216.41)	(7,000)	3.09
Pre-2Hr	EPLU	4470010	(26,798.33)	(574,000)	4.67
Pre-2Hr	EXGN	4470010	(297,713.93)	(7,441,000)	4.00
Pre-2Hr	IESI2	4470010	(33,249.72)	(1,406,000)	2.36
Pre-2Hr	JPMV2	4470010	(53,446.03)	(1,621,000)	3.30
Pre-2Hr	KCPS	4470010	(35,002.81)	(978,000)	3.58
Pre-2Hr	MISO	4470010	(379,769.57)	(9,044,000)	4.20
Pre-2Hr	MSCG	4470010	(260,275.53)	(6,492,000)	4.01
PRE-2HR	MSCG	4470010	0.71	0	
Pre-2Hr	NCEM	4470010	(246,822.93)	(5,337,000)	4.62
Pre-2Hr	NRG	4470010	(119,868.65)	(3,087,000)	3.88
Pre-2Hr	PJM	4470010	(282,759.48)	(7,407,000)	3.82
Pre-2Hr	PJME2	4470010	(20.29)	0	
Pre-2Hr	PNEC2	4470010	(55,042.73)	(1,262,000)	4.36
Pre-2Hr	PS	4470010	(392,369.84)	(6,200,000)	6.33
Pre-2Hr	PUPP	4470010	(161.82)	(4,000)	4.05
Pre-2Hr	PWX	4470010	(26,511.41)	(631,000)	4.20
PRE-2HR	PWX	4470010	(3.87)	0	
Pre-2Hr	TEA	4470010	(16,235.94)	(488,000)	3.33
Pre-2Hr	UECO2	4470010	(170,811.73)	(5,330,000)	3.20
Pre-2Hr	WPL	4470010	(97,839.72)	(2,525,000)	3.87
Pre-2Hr	WR	4470010	(72,085.06)	(1,999,000)	3.61
PRE-2HR	WR	4470010	(1.57)	0	
Pre-2Hr	WVPA	4470010	(285,462.45)	(9,554,000)	2.99
	NASIA	4470010	6.72	0	
	WVPA	4470010	(20,814.07)	(492,000)	4.23
		4470010			
		Total	(4,309,422.45)	(98,289,000)	4.38
BKI-EXCS	BUCK	4470028	737.54	10,000	7.38
BKI-SYS+	BUCK	4470028	113,705.43	3,018,000	3.77
DY-2F	AMPO	4470028	152,921.54	4,032,000	3.79
DY-2F	ARON	4470028	381,864.89	10,624,000	3.59
DY-2F	BARC2	4470028	150,288.74	3,872,000	3.88
DY-2F	CRDT2	4470028	188,181.64	5,600,000	3.36
DY-2F	DMEC2	4470028	44,981.74	1,568,000	2.87
DY-2F	DQPW2	4470028	94,104.10	2,976,000	3.16
DY-2F	DTET	4470028	32,520.89	1,136,000	2.86
DY-2F	IESI2	4470028	44,536.72	1,096,000	4.06

Ref	Trkg Cd	Account	Revenue	KWH Metered	Realization c/KWH
DY-2F	IMEA	4470028	6,004.94	168,000	3.57
DY-2F	IMPA	4470028	47,052.03	1,488,000	3.16
DY-2F	NESL	4470028	1,002.81	0	
DY-2F	PEIC	4470028	10,380.14	352,000	2.95
DY-2F	PEPS	4470028	191.91	0	
DY-2F	SES	4470028	8,779.24	0	
DY-2F	SETC	4470028	88,541.61	2,520,000	3.51
DY-2F	WGES	4470028	248,387.52	6,264,000	3.97
DY-2F	WVPA	4470028	141,156.13	4,464,000	3.16
DY-F	WVPA	4470028	1,980.74	64,000	3.09
GENLOS	ENTE	4470028	64.34	3,000	2.14
GENLOS	TEA	4470028	24.96	0	
HR-NF	APM	4470028	195.87	5,000	3.92
HR-NF	DUKE2	4470028	1,686.44	35,000	4.82
HR-NF	ENTE	4470028	2,548.01	74,000	3.44
HR-NF	LGE	4470028	11,961.89	200,000	5.98
HR-NF	MISO	4470028	807.39	15,000	5.38
HR-NF	TEA	4470028	2,278.57	51,000	4.47
HR-NF	TVAM	4470028	4,349.12	84,000	5.18
LT-CAP	NCEM	4470028	347,393.99	10,812,000	3.21
MO-F	BPPA2	4470028	2,141.79	0	
MO-F	COLS2	4470028	167,896.06	5,268,000	3.19
MO-F	CPP	4470028	14,255.43	762,000	1.87
MO-F	NCEM	4470028	84,871.65	2,976,000	2.85
MO-F	TOFR2	4470028	40,518.20	1,241,000	3.26
MO-F	WPSC	4470028	169,742.74	5,208,000	3.26
OPC VAR	OPCVR	4470028	(41,718.95)	0	
PRE-2HR	BUCK	4470028	0.00	0	
SO2	ECSO2	4470028	(58,048.86)	0	
	ECSO2	4470028	(17,169.65)	0	
	NASIA	4470028	0.00	0	
		4470028			
		Total	2,491,119.29	75,986,000	3.28
6/08 AJE		4470035	552.45	0	
SO2	ECSO2	4470035	(1,727.62)	0	
	ECSO2	4470035	(512.44)	0	
	NASIA	4470035	0.00	0	
		4470035	150,440.98	4,243,000	3.55
		4470035			
		Total	148,753.37	4,243,000	3.51
	CLEB2	4470066	7,137.00	0	
	CPLC	4470066	(245.00)	0	
	DUKE2	4470066	(325.00)	0	
	ENTE	4470066	(22,375.00)	0	
	LGE	4470066	(445.00)	0	

Ref	Trkg Cd	Account	Revenue	KWH Metered	Realization c/KWH
	MISO	4470066	(6,643.00)	0	
	NASIA	4470066	21,787.99	0	
	TVAM	4470066	(2,159.00)	0	
		4470066			
		Total	(3,267.01)	0	0.00
BRKR-8	BPAC2	4470081	(2.34)	0	
BRKR-8	EDFT2	4470081	(1.39)	0	
BRKR-8	HETC2	4470081	(1.38)	0	
BRKR-8	LBCS2	4470081	(1.03)	0	
BRKR-8	LDPC2	4470081	(1.79)	0	
BRKR-8	UBSF2	4470081	(5.56)	0	
SWPS-7A	BPAC2	4470081	(1,421.69)	0	
SWPS-7A	HETC2	4470081	(4,113.72)	0	
SWPS-7A	HETC2	4470081	(19.37)	0	
SWPS-7A	MECO	4470081	182.91	0	
SWPS-7A	MECO	4470081	68.14	0	
SWPS-7A	PEPS	4470081	(2,410.13)	0	
SWPS-7A	SETC	4470081	(3,024.14)	0	
	UBSF2	4470081	2,938.08	0	
	UBSF2	4470081	(2,844.62)	0	
	UBSF2	4470081	662.48	0	
		4470081			
		Total	(9,995.55)	0	0.00
SWAPS	AMEM	4470082	14,418.37	0	
SWAPS	ARON	4470082	(254,424.13)	0	
SWAPS	BARC2	4470082	(61,917.15)	0	
SWAPS	BPAC2	4470082	38,752.90	0	
SWAPS	CCG	4470082	(182,702.01)	0	
SWAPS	CEI	4470082	(22,647.54)	0	
SWAPS	CONC	4470082	(63.78)	0	
SWAPS	CPLC	4470082	(152.48)	0	
SWAPS	CRDT2	4470082	(122,676.00)	0	
SWAPS	DPLG	4470082	34,548.79	0	
SWAPS	DTET	4470082	(3,880.21)	0	
SWAPS	DUKE2	4470082	74.89	0	
SWAPS	DYPM	4470082	(3,961.00)	0	
SWAPS	EDFT2	4470082	(3,556.61)	0	
SWAPS	EMAH2	4470082	349.96	0	
SWAPS	EMMT	4470082	(15,392.03)	0	
SWAPS	ENAM	4470082	1,533.36	0	
SWAPS	ENDU	4470082	778.11	0	
SWAPS	EPLU	4470082	16,820.08	0	
SWAPS	EXGN	4470082	143,645.07	0	
SWAPS	FESC	4470082	11,217.89	0	
SWAPS	IESI2	4470082	18,655.72	0	

Ref	Trkg Cd	Account	Revenue	KWH Metered	Realization c/KWH
SWAPS	IPWC2	4470082	18,452.65	0	
SWAPS	JPMV2	4470082	(43,844.10)	0	
SWAPS	MLCI	4470082	4,546.18	0	
SWAPS	MSCG	4470082	(33,835.71)	0	
SWAPS	NEXT2	4470082	8,379.36	0	
SWAPS	PEPS	4470082	1,120.75	0	
SWAPS	PS	4470082	4,221.22	0	
SWAPS	REMC	4470082	(4.48)	0	
SWAPS	SES	4470082	74,735.37	0	
SWAPS	SETC	4470082	(1,079.08)	0	
SWAPS	UECO2	4470082	8,917.93	0	
SWAPS	ULHP	4470082	18.86	0	
SWAPS	WR	4470082	855.13	0	
SWAPS	WVPA	4470082	3,058.55	0	
	MSUI2	4470082	18,987.68	0	
	NA005	4470082	542.22	0	
	NASIA	4470082	1,401.61	0	
	UBSF2	4470082	233,497.36	0	
		4470082	(73,466.62)	0	
		4470082			
		Total	(164,072.92)	0	0.00
SPOT-ENG	PJM	4470089	(55,454.20)	0	
	NASIA	4470089	0.00	0	
		4470089			
		Total	(55,454.20)	0	0.00
AEPAUB	PJM	4470098	(66.10)	0	
AEPBCK	PJM	4470098	(8,655.74)	0	
AEPCOW	PJM	4470098	(59.57)	0	
AEPMON	PJM	4470098	0.00	0	
AEPSCG	PJM	4470098	11,059.58	0	
	NASIA	4470098	0.00	0	
		4470098			
		Total	2,278.17	0	0.00
AEPCCL	PJM	4470099	(20,264.33)	0	
AEPCOW	PJM	4470099	(27,055.33)	0	
AEPSCG	PJM	4470099	218,565.15	0	
PRE-2HR	PJM	4470099	(3,023.10)	0	
PRE-2HR	WPSC	4470099	14,346.00	0	
PRE-2HR	WVPA	4470099	2,869.20	0	
	BUCK	4470099	(2,259.21)	0	
	NASIA	4470099	0.00	0	

Kentucky Power Company
Billing Revenue
December 2009

KPSC Case No. 2010-00264
Order dated August 13, 2010
Item No. 6
Page 25 of 86

Ref	Trkg Cd	Account	Revenue	KWH Metered	Realization c/KWH
		4470099			
		Total	183,178.38	0	0.00
AEPCCL	PJM	4470100	(6.39)	0	
AEPCSCG	PJM	4470100	135,730.01	0	
	NASIA	4470100	0.00	0	
	PJM	4470100	(57,816.00)	0	
		4470100			
		Total	77,907.62	0	0.00
SPOT-ENG	PJM	4470103	3,543,342.95	84,854,000	4.18
	NASIA	4470103	0.00	0	
		4470103			
		Total	3,543,342.95	84,854,000	4.18
AEPCSCG	PJM	4470106	(326.03)	0	
		4470106			
		Total	(326.03)	0	
AEPCMON	PJM	4470107	0.07	0	
AEPCSCG	PJM	4470107	738.77	0	
	PJM	4470107	4.62	0	
		4470107			
		Total	743.46	0	
AEPCSCG	PJM	4470109	(60,314.48)	0	
		4470109			
		Total	(60,314.48)	0	
AEPCOW	PJM	4470110	(0.01)	0	
AEPCSCG	PJM	4470110	(17.50)	0	
	PJM	4470110	(724.46)	0	
		4470110			
		Total	(741.97)	0	

Kentucky Power Company
Billing Revenue
December 2009

KPSC Case No. 2010-00264
Order dated August 13, 2010
Item No. 6
Page 26 of 86

Ref	Trkg Cd	Account	Revenue	KWH Metered	Realization c/KWH
PRE-2HR	BPPA2	4470112	1,198.05	24,000	4.99
PRE-2HR	SPSA2	4470112	(3,304.48)	0	
PRE-2HR	TOFR2	4470112	(3,279.32)	378,000	(0.87)
	CDOW	4470112	18,391.34	0	
	NASIA	4470112	0.00	0	
		4470112			
		Total	13,005.59	402,000	3.24
AEPBCK	PJM	4470115	0.00	0	
AEPCOW	PJM	4470115	(0.45)	0	
AEPCSD	PJM	4470115	805.44	0	
AEPOPD	PJM	4470115	805.44	0	
AEPSCG	PJM	4470115	(163.46)	0	
	NASIA	4470115	0.00	0	
		4470115			
		Total	1,446.97	0	
AEPCCL	PJM	4470124	0.00	0	
	NASIA	4470124	0.00	0	
	PJM	4470124	3,972.85	0	
	WSTR2	4470124	0.70	0	
		4470124			
		Total	3,973.55	0	
AEPBCK	PJM	4470126	190,471.98	0	
AEPCCL	PJM	4470126	16,066.52	0	
AEPSCG	PJM	4470126	(388,778.88)	0	
	PJM	4470126	1,347.80	0	
		4470126			
		Total	(180,892.58)	0	
AEP-POOL		4470128	5,926,364.00	217,087,000	2.73
	NASIA	4470128	0.00	0	
		4470128			
		Total	5,926,364.00	217,087,000	2.73

Ref	Trkg Cd	Account	Revenue	KWH Metered	Realization c/KWH
PRE-2HR	ARON	4470143	36,333.88	0	
PRE-2HR	BUCK	4470143	10.22	0	
PRE-2HR	CCG	4470143	40,057.21	0	
	BUCK	4470143	60,970.50	0	
	UBSF2	4470143	49,131.53	0	
		4470143			
		Total	186,503.34	0	
PRE-2HR	MISO	4470167	(462.15)	0	
		4470167			
		Total	(462.15)	0	
	UBS	4470168	(4,228.04)	0	
		4470168			
		Total	(4,228.04)	0	
AEPSCG	PJM	4470169	0.00	0	
		4470169			
		Total	0.00	0	
PRE-2HR	FESC	4470170	950,549.46	16,106,000	5.90
PRE-2HR	PEPS	4470170	106,279.56	956,000	11.12
PRE-2HR	PNPR	4470170	38,755.22	530,000	7.31
	NASIA	4470170	0.00	0	
		4470170			
		Total	1,095,584.24	17,592,000	6.23
AEPBCK	PJM	4470174	123,054.23	0	
AEPCCCL	PJM	4470174	7,825.42	0	
	NASIA	4470174	0.00	0	
		4470174			
		Total	130,879.65	0	0.00
AEPBCK	PJM	4470206	(44.04)	0	

Kentucky Power Company
Billing Revenue
December 2009

KPSC Case No. 2010-00264
Order dated August 13, 2010
Item No. 6
Page 28 of 86

Ref	Trkg Cd	Account	Revenue	KWH Metered	Realization c/KWH
AEPCCL	PJM	4470206	0.03	0	
AEPCOW	PJM	4470206	0.01	0	
AEPCSG	PJM	4470206	108,952.99	0	
	BUCK	4470206	1,025.41	0	
	NASIA	4470206	0.00	0	
		4470206			
		Total	109,934.40	0	0.00
AEPCCL	PJM	4470209	119,947.64	0	
AEPCOW	PJM	4470209	10,539.97	0	
AEPCSG	PJM	4470209	(426,402.83)	0	
	NASIA	4470209	0.00	0	
		4470209			
		Total	(295,915.22)	0	0.00
AEPCSG	PJM	4470214	2,943.49	0	
		4470214			
		Total	2,943.49	0	0.00
AEPCSG	PJM	4470215	(1,424.32)	0	
		4470215			
		Total	(1,424.32)	0	0.00
AEPCOW	PJM	5550039	3.42	0	
AEPCSG	PJM	5550039	366.78	0	
	PJM	5550039	(14.93)	0	
		5550039			
		Total	355.27	0	0.00
PRE-2HR	WVPA	5550088	(11,656.27)	0	
		5550088			
		Total	(11,656.27)	0	0.00
BRK COMM	AMEM	5550099	(58.83)	0	
BRK COMM	BPAC2	5550099	(0.57)	0	

Ref	Trkg Cd	Account	Revenue	KWH Metered	Realization c/KWH
BRK COMM	EDFT2	5550099	(13.81)	0	
BRK COMM	ENDU	5550099	(0.83)	0	
BRK COMM	EXGN	5550099	(6.90)	0	
BRK COMM	UBSF2	5550099	(1.15)	0	
BRK COMM	UECO2	5550099	(3.75)	0	
BRK COMM	WVPA	5550099	(0.57)	0	
Pre-2Hr	AMEM	5550099	(660.42)	0	
Pre-2Hr	BPAC2	5550099	(240.58)	0	
Pre-2Hr	EDFT2	5550099	982.88	0	
Pre-2Hr	EXGN	5550099	188.11	0	
Pre-2Hr	FESC	5550099	5,242.17	0	
PRE-2HR	JPMV2	5550099	0.19	0	
Pre-2Hr	JPMV2	5550099	(4,451.11)	0	
PRE-2HR	MISO	5550099	(596,936.20)	(16,662,000)	3.58
PRE-2HR	PJM	5550099	(48,461.09)	(1,003,000)	4.83
PRE-2HR	PJME2	5550099	(2.92)	0	
Pre-2Hr	UECO2	5550099	99.27	0	
Pre-2Hr	WVPA	5550099	697.22	0	
	MISO	5550099	(68,986.01)	0	
	MPM	5550099	(4,969.45)	0	
	NASIA	5550099	(1,401.61)	0	
	UBSF2	5550099	10,126.56	0	
		5550099			
		Total	(708,859.40)	(17,665,000)	4.01
PRE-2HR	DYPM	5550100	(539.37)	0	
PRE-2HR	EXGN	5550100	(5,049.75)	0	
PRE-2HR	IESI2	5550100	(996.62)	0	
PRE-2HR	MPM	5550100	(3,106.02)	0	
PRE-2HR	PJM	5550100	(22,686.15)	0	
PRE-2HR	UECO2	5550100	(996.62)	0	
PRE-2HR	WPL	5550100	(7,090.20)	0	
PRE-2HR	WVPA	5550100	(5,239.35)	0	
		5550100			
		Total	(45,704.08)	0	0.00
PRE-2HR	CNCT	5550107	(3,113.08)	0	
PRE-2HR	DYPM	5550107	(139.99)	0	
PRE-2HR	EXGN	5550107	(1,310.61)	0	
PRE-2HR	IESI2	5550107	(258.66)	0	
PRE-2HR	MPM	5550107	(806.13)	0	
PRE-2HR	PJM	5550107	(35,136.80)	0	
PRE-2HR	TOFR2	5550107	(17,752.16)	0	
PRE-2HR	UECO2	5550107	(258.66)	0	
PRE-2HR	WPL	5550107	(1,840.18)	0	
PRE-2HR	WVPA	5550107	(1,359.81)	0	

Kentucky Power Company
Billing Revenue
December 2009

KPSC Case No. 2010-00264
Order dated August 13, 2010
Item No. 6
Page 30 of 86

Ref	Trkg Cd	Account	Revenue	KWH Metered	Realization c/KWH
		5550107			
		Total	(61,976.08)	0	0.00
PRE-2HR	EPLU	5570007	(537.98)	0	
PRE-2HR	TFS2	5570007	(21.97)	0	
		5570007			
		Total	(559.95)	0	0.00
AEPCOW	PJM	5614000	11.54	0	
AEPMON	PJM	5614000	(0.11)	0	
AEPCOW	PJM	5614000	(55.22)	0	
	PJM	5614000	(3,423.30)	0	
		5614000			
		Total	(3,467.09)	0	0.00
AEPCOW	PJM	5618000	(3.23)	0	
AEPCOW	PJM	5618000	(0.29)	0	
	PJM	5618000	(1,213.51)	0	
		5618000			
		Total	(1,217.03)	0	0.00
AEPCOW	PJM	5757000	(11.62)	0	
AEPCOW	PJM	5757000	(0.03)	0	
	PJM	5757000	(6,126.18)	0	
		5757000			
		Total	(6,137.83)	0	0.00
		Total			
		December			
		2009	13,946,800.01	381,809,000	
			=====	=====	

Kentucky Power Company
Billing Revenue
January 2010

KPSC Case No. 2010-00264
Order dated August 13, 2010
Item No. 6
Page 31 of 86

Ref	Trkg Cd	Account	Revenue	KWH Metered	Realization c/KWH
SO2	ECSO2	4470001	360.51	0	
	ECSO2	4470001	(30.56)	0	
		4470001	18,482.65	0	
4470001 Total			18,812.60	0	0.00
BKI-EXCS	BUCK	4470002	3.27	0	
BKI-SYS+	BUCK	4470002	23,237.03	0	
DA-NF	TVAM	4470002	1,395.57	0	
DY-2F	AECI2	4470002	67,128.93	0	
DY-2F	AMPO	4470002	32,946.66	0	
DY-2F	ARON	4470002	187,549.60	0	
DY-2F	BARC2	4470002	60,333.19	0	
DY-2F	CRDT2	4470002	18,070.09	0	
DY-2F	DMEC2	4470002	75,909.12	0	
DY-2F	DQPW2	4470002	17,520.66	0	
DY-2F	DTET	4470002	525.68	0	
DY-2F	EDFT2	4470002	189.25	0	
DY-2F	EMAH2	4470002	25,364.73	0	
DY-2F	IESI2	4470002	561.46	0	
DY-2F	IMEA	4470002	(46.86)	0	
DY-2F	IMPA	4470002	30,577.91	0	
DY-2F	JPMV2	4470002	24,733.63	0	
DY-2F	MECB	4470002	447.37	0	
DY-2F	NESL	4470002	48.41	0	
DY-2F	ODEC	4470002	71,382.67	0	
DY-2F	PEIC	4470002	(937.99)	0	
DY-2F	PEPS	4470002	896.59	0	
DY-2F	SENA2	4470002	19,146.30	0	
DY-2F	SES	4470002	15,327.71	0	
DY-2F	SETC	4470002	(1,360.02)	0	
DY-2F	WGES	4470002	139,971.87	0	
DY-2F	WVPA	4470002	(2,137.35)	0	
DY-F	DTET	4470002	2,009.41	0	
DY-F	SETC	4470002	521.52	0	
DY-F	SMEC2	4470002	1,124.90	0	
DY-F	WVPA	4470002	(40.68)	0	
GENLOS	APM	4470002	11.84	0	
GENLOS	ENTE	4470002	(24.44)	0	
GENLOS	SWE	4470002	(53.22)	0	
GENLOS	TEA	4470002	(13.23)	0	
HR-NF	APM	4470002	600.94	0	
HR-NF	CPLC	4470002	331.65	0	
HR-NF	DUKE2	4470002	2,503.23	0	
HR-NF	ENTE	4470002	140.99	0	
HR-NF	LGE	4470002	420.81	0	
HR-NF	MISO	4470002	(646.19)	0	
HR-NF	NCMP	4470002	530.24	0	
HR-NF	SWE	4470002	(10.99)	0	
HR-NF	TEA	4470002	1,481.78	0	
HR-NF	TVAM	4470002	1,704.11	0	

Kentucky Power Company
Billing Revenue
January 2010

KPSC Case No. 2010-00264
Order dated August 13, 2010
Item No. 6
Page 32 of 86

Ref	Trkg Cd	Account	Revenue	KWH Metered	Realization c/KWH
LT-CAP	NCEM	4470002	67,832.35	0	
MO-F	BPPA2	4470002	583.74	0	
MO-F	COLS2	4470002	(2,900.42)	0	
MO-F	CPP	4470002	9,286.83	0	
MO-F	NCEM	4470002	5,137.07	0	
MO-F	TOFR2	4470002	45,742.04	0	
MO-F	WPSC	4470002	76,598.10	0	
OPC VAR	OPCVR	4470002	54,711.72	0	
SO2	ECSO2	4470002	67,881.47	0	
	CPLC	4470002	(31,828.19)	0	
	ECSO2	4470002	777.48	0	
4470002 Total			1,113,200.34	0	0.00
	CPLC	4470004	777.85	0	
4470004 Total			777.85	0	0.00
	CPLC	4470005	31,050.34	0	
4470005 Total			31,050.34	0	0.00
BRK COMM	AMEM	4470006	(6.89)	0	
BRK COMM	ARON	4470006	(11.05)	0	
BRK COMM	BARC2	4470006	(372.30)	0	
BRK COMM	BPAC2	4470006	(1,137.31)	0	
BRK COMM	BPEC	4470006	(6.31)	0	
BRK COMM	CALP	4470006	(13.49)	0	
BRK COMM	CEI	4470006	(17.79)	0	
BRK COMM	DTET	4470006	(24.03)	0	
BRK COMM	DYPM	4470006	(0.57)	0	
BRK COMM	EDFT2	4470006	(169.93)	0	
BRK COMM	EMMT	4470006	(83.78)	0	
BRK COMM	ENAM	4470006	(11.78)	0	
BRK COMM	ENDU	4470006	(40.61)	0	
BRK COMM	EPLU	4470006	(317.83)	0	
BRK COMM	EXGN	4470006	(417.06)	0	
BRK COMM	JPMV2	4470006	(526.97)	0	
BRK COMM	MSCG	4470006	(8.91)	0	
BRK COMM	MSUI2	4470006	(2,701.42)	0	
BRK COMM	NEXT2	4470006	(83.92)	0	
BRK COMM	NRG	4470006	(19.52)	0	
BRK COMM	PS	4470006	(47.65)	0	
BRK COMM	SETC	4470006	(22.53)	0	
BRK COMM	SIPC	4470006	(3.87)	0	

Ref	Trkg Cd	Account	Revenue	KWH Metered	Realization c/KWH
BRK COMM	SMEC2	4470006	(14.07)	0	
BRK COMM	SWE	4470006	(1.72)	0	
BRK COMM	UBSF2	4470006	(2,018.54)	0	
BRK COMM	UECO2	4470006	(26.23)	0	
BRK COMM	ULHP	4470006	(0.29)	0	
BRK COMM	WR	4470006	(29.56)	0	
Pre-2Hr	AMPO	4470006	152,440.51	3,095,000	4.93
Pre-2Hr	ARON	4470006	341,222.08	5,891,000	5.79
Pre-2Hr	BARC2	4470006	152,784.90	2,410,000	6.34
Pre-2Hr	BPEC	4470006	2,610.97	57,000	4.58
Pre-2Hr	CALP	4470006	40,097.07	918,000	4.37
Pre-2Hr	CCG	4470006	181,964.66	2,869,000	6.34
PRE-2HR	CCG	4470006	(64.55)	0	
Pre-2Hr	CECA2	4470006	44,621.80	1,148,000	3.89
Pre-2Hr	CLEB2	4470006	106,660.23	1,939,000	5.50
Pre-2Hr	COLS2	4470006	348,426.01	5,232,000	6.66
PRE-2HR	COLS2	4470006	(24,890.31)	0	
Pre-2Hr	CRDT2	4470006	314,858.83	5,509,000	5.72
Pre-2Hr	EDFT2	4470006	63,989.40	1,325,000	4.83
Pre-2Hr	EMAH2	4470006	102,701.87	2,135,000	4.81
Pre-2Hr	ENAM	4470006	25,237.94	588,000	4.29
Pre-2Hr	FESC	4470006	207,955.92	3,529,000	5.89
Pre-2Hr	HREA2	4470006	36,624.31	625,000	5.86
Pre-2Hr	IMEA	4470006	5,634.81	80,000	7.04
Pre-2Hr	JPMV2	4470006	139,219.04	2,983,000	4.67
PRE-2HR	KCPS	4470006	(9.18)	0	
Pre-2Hr	KMPA	4470006	106,819.46	1,793,000	5.96
Pre-2Hr	LIDA2	4470006	27,484.19	468,000	5.87
Pre-2Hr	MECB	4470006	233,928.46	4,958,000	4.72
Pre-2Hr	MISO	4470006	799,315.12	18,377,000	4.35
Pre-2Hr	MPM	4470006	(101.32)	(3,000)	3.38
Pre-2Hr	MPPA	4470006	12,925.52	267,000	4.84
Pre-2Hr	MSCG	4470006	46,802.03	1,270,000	3.69
PRE-2HR	MSCG	4470006	315.61	0	
Pre-2Hr	NRG	4470006	144,459.52	3,302,000	4.37
Pre-2Hr	ODEC	4470006	68,582.49	1,521,000	4.51
Pre-2Hr	PEPS	4470006	183,190.50	4,057,000	4.52
Pre-2Hr	PEPW	4470006	114,927.19	1,123,000	10.23
Pre-2Hr	PNPR	4470006	34,885.24	557,000	6.26
Pre-2Hr	POTO2	4470006	20,820.67	359,000	5.80
Pre-2Hr	PUPP	4470006	11.84	2,000	0.59
Pre-2Hr	SENA2	4470006	319,834.78	5,364,000	5.96
Pre-2Hr	SES	4470006	46,172.60	1,176,000	3.93
Pre-2Hr	SIPC	4470006	17,889.46	445,000	4.02
Pre-2Hr	SMEC2	4470006	264,086.91	3,127,000	8.45
Pre-2Hr	SOY	4470006	73,594.53	1,037,000	7.10
Pre-2Hr	SWE	4470006	8,263.30	115,000	7.19
Pre-2Hr	WPL	4470006	166,987.44	2,295,000	7.28
Pre-2Hr	WR	4470006	11,787.39	278,000	4.24
Pre-2Hr	WSTR2	4470006	151,093.91	1,929,000	7.83
PRE-2HR	WSTR2	4470006	(16,139.25)	0	
	MISO	4470006	(14,797.00)	0	
	WR	4470006	2,892.25	0	

Ref	Trkg Cd	Account	Revenue	KWH Metered	Realization c/KWH
		4470006 Total	5,059,983.22	94,150,000	5.37
			-----	-----	-----
BRK COMM	AMEM	4470010	(6.89)	0	
BRK COMM	ARON	4470010	(0.57)	0	
BRK COMM	BARC2	4470010	(131.89)	0	
BRK COMM	BPAC2	4470010	(195.46)	0	
BRK COMM	BPEC	4470010	(0.57)	0	
BRK COMM	CALP	4470010	(1.72)	0	
BRK COMM	CCG	4470010	(9.18)	0	
BRK COMM	CEI	4470010	(8.86)	0	
BRK COMM	CPLC	4470010	(0.58)	0	
BRK COMM	CSWM	4470010	(2.01)	0	
BRK COMM	DPLG	4470010	(114.28)	0	
BRK COMM	DTET	4470010	(57.82)	0	
BRK COMM	EDFT2	4470010	(158.68)	0	
BRK COMM	EMAH2	4470010	(0.57)	0	
BRK COMM	EMMT	4470010	(58.53)	0	
BRK COMM	ENAM	4470010	(0.29)	0	
BRK COMM	ENDU	4470010	(19.52)	0	
BRK COMM	EPLU	4470010	(247.51)	0	
BRK COMM	EXGN	4470010	(384.38)	0	
BRK COMM	FESC	4470010	(33.86)	0	
BRK COMM	HEPM	4470010	(6.31)	0	
BRK COMM	JPMV2	4470010	(498.06)	0	
BRK COMM	MSCG	4470010	(117.95)	0	
BRK COMM	MSUI2	4470010	(2,746.81)	0	
BRK COMM	NEXT2	4470010	15.21	0	
BRK COMM	NRG	4470010	(10.63)	0	
BRK COMM	PS	4470010	(1,117.83)	0	
BRK COMM	PUPP	4470010	(0.29)	0	
BRK COMM	PWX	4470010	(0.57)	0	
BRK COMM	SETC	4470010	65.70	0	
BRK COMM	SMEC2	4470010	(0.29)	0	
BRK COMM	UBSF2	4470010	(763.40)	0	
BRK COMM	UECO2	4470010	(11.78)	0	
BRK COMM	WR	4470010	(26.25)	0	
Pre-2Hr	APM	4470010	(139.23)	(5,000)	2.78
Pre-2Hr	ARON	4470010	(5,047.28)	(117,000)	4.31
PRE-2HR	ARON	4470010	(4,315.50)	0	
Pre-2Hr	BARC2	4470010	(110,336.52)	(2,668,000)	4.14
Pre-2Hr	BPEC	4470010	(2,266.67)	(57,000)	3.98
Pre-2Hr	CALP	4470010	(3,598.34)	(60,000)	6.00
Pre-2Hr	CCG	4470010	(32,787.78)	(775,000)	4.23
Pre-2Hr	CRDT2	4470010	(144,091.22)	(2,668,000)	5.40
Pre-2Hr	DTET	4470010	(164,906.35)	(2,642,000)	6.24
Pre-2Hr	EDFT2	4470010	(50,497.92)	(1,148,000)	4.40
PRE-2HR	EDFT2	4470010	4.81	0	
Pre-2Hr	ENTE	4470010	(425.65)	(9,000)	4.73
Pre-2Hr	EPLU	4470010	(147,557.22)	(2,599,000)	5.68
Pre-2Hr	EXGN	4470010	(347,295.14)	(8,177,000)	4.25
Pre-2Hr	IPWC2	4470010	(131,788.09)	(4,189,000)	3.15

Ref	Trkg Cd	Account	Revenue	KWH Metered	Realization c/KWH
Pre-2Hr	JPMV2	4470010	(58,868.81)	(1,155,000)	5.10
Pre-2Hr	KCPS	4470010	(16,297.06)	(402,000)	4.05
PRE-2HR	MISO	4470010	(3,558.93)	14,000	(25.42)
Pre-2Hr	MISO	4470010	(493,144.51)	(9,421,000)	5.23
Pre-2Hr	MPM	4470010	(93,937.61)	(2,295,000)	4.09
Pre-2Hr	MSCG	4470010	(212,249.07)	(5,452,000)	3.89
PRE-2HR	MSCG	4470010	958.96	21,000	4.57
Pre-2Hr	NCEM	4470010	(246,822.93)	(5,337,000)	4.62
Pre-2Hr	NRG	4470010	(172,964.95)	(3,788,000)	4.57
PRE-2HR	NRG	4470010	(5.38)	0	
Pre-2Hr	PJM	4470010	(495,974.22)	(12,229,000)	4.06
Pre-2Hr	PJME2	4470010	(13.91)	0	
Pre-2Hr	PS	4470010	(517,271.57)	(10,355,000)	5.00
Pre-2Hr	PUPP	4470010	(5,164.56)	(115,000)	4.49
Pre-2Hr	SETC	4470010	(13,772.16)	(230,000)	5.99
Pre-2Hr	SWE	4470010	(24.82)	(1,000)	2.48
Pre-2Hr	TEA	4470010	(113,255.29)	(2,677,000)	4.23
Pre-2Hr	TNSK	4470010	(7,345.15)	(115,000)	6.39
Pre-2Hr	UECO2	4470010	(171,041.62)	(5,337,000)	3.20
Pre-2Hr	WPL	4470010	(156,959.59)	(3,816,000)	4.11
Pre-2Hr	WPSC	4470010	(62,433.79)	(918,000)	6.80
Pre-2Hr	WR	4470010	(78,185.70)	(1,779,000)	4.39
Pre-2Hr	WVPA	4470010	(269,770.79)	(8,005,000)	3.37
RESERVE	DETM	4470010	(1,936.71)	0	
	NASIA	4470010	1.17	0	
4470010 Total			(4,341,739.53)	(98,506,000)	4.41
BKI-EXCS	BUCK	4470028	(33.80)	1,000	(3.38)
BKI-SYS+	BUCK	4470028	199,847.44	4,937,000	4.05
DA-NF	TVAM	4470028	3,309.87	112,000	2.96
DY-2F	AECI2	4470028	132,520.00	3,028,000	4.38
DY-2F	AMPO	4470028	66,786.30	1,384,000	4.83
DY-2F	ARON	4470028	305,835.84	9,904,000	3.09
DY-2F	BARC2	4470028	59,052.41	1,920,000	3.08
DY-2F	CRDT2	4470028	39,974.71	1,088,000	3.67
DY-2F	DMEC2	4470028	97,532.16	2,976,000	3.28
DY-2F	DQPW2	4470028	98,550.78	2,976,000	3.31
DY-2F	DTET	4470028	9,861.52	320,000	3.08
DY-2F	EDFT2	4470028	3,781.95	0	
DY-2F	EMAH2	4470028	76,708.07	1,872,000	4.10
DY-2F	IESI2	4470028	5,734.94	0	
DY-2F	IMEA	4470028	46.86	0	
DY-2F	IMPA	4470028	49,275.61	1,488,000	3.31
DY-2F	JPMV2	4470028	54,242.45	1,824,000	2.97
DY-2F	MECB	4470028	9,970.31	424,000	2.35
DY-2F	NESL	4470028	965.99	0	
DY-2F	ODEC	4470028	97,125.89	2,976,000	3.26
DY-2F	PEIC	4470028	10,821.11	320,000	3.38
DY-2F	PEPS	4470028	21,185.81	480,000	4.41
DY-2F	SENA2	4470028	25,642.50	640,000	4.01

Kentucky Power Company
Billing Revenue
January 2010

KPSC Case No. 2010-00264
Order dated August 13, 2010
Item No. 6
Page 36 of 86

Ref	Trkg Cd	Account	Revenue	KWH Metered	Realization c/KWH
DY-2F	SES	4470028	64,354.53	1,664,000	3.87
DY-2F	SETC	4470028	1,360.02	0	
DY-2F	WGES	4470028	245,340.85	5,000,000	4.91
DY-2F	WVPA	4470028	2,137.35	0	
DY-F	DTET	4470028	10,792.99	320,000	3.37
DY-F	SETC	4470028	2,204.24	64,000	3.44
DY-F	SMEC2	4470028	1,721.34	64,000	2.69
DY-F	WVPA	4470028	40.68	0	
GENLOS	APM	4470028	35.21	1,000	3.52
GENLOS	ENTE	4470028	24.44	1,000	2.44
GENLOS	SWE	4470028	53.22	0	
GENLOS	TEA	4470028	13.23	0	
HR-NF	APM	4470028	2,901.94	76,000	3.82
HR-NF	CPLC	4470028	289.54	5,000	5.79
HR-NF	DUKE2	4470028	3,364.28	63,000	5.34
HR-NF	ENTE	4470028	886.97	20,000	4.43
HR-NF	LGE	4470028	8,466.87	156,000	5.43
HR-NF	MISO	4470028	6,726.41	180,000	3.74
HR-NF	NCMP	4470028	1,105.20	23,000	4.81
HR-NF	SWE	4470028	1,660.79	18,000	9.23
HR-NF	TEA	4470028	6,112.22	129,000	4.74
HR-NF	TVAM	4470028	6,309.92	171,000	3.69
LT-CAP	NCEM	4470028	353,884.02	11,030,000	3.21
MO-F	BPPA2	4470028	2,119.22	0	
MO-F	COLS2	4470028	2,900.42	0	
MO-F	CPP	4470028	15,785.97	744,000	2.12
MO-F	NCEM	4470028	87,855.49	2,976,000	2.95
MO-F	TOFR2	4470028	50,843.83	1,548,000	3.28
MO-F	WPSC	4470028	175,710.09	5,208,000	3.37
OPC VAR	OPCVR	4470028	(54,711.72)	0	
SO2	ECSO2	4470028	(67,881.47)	0	
	ECSO2	4470028	(777.48)	0	
4470028 Total			2,300,369.33	68,131,000	3.38
SO2	ECSO2	4470035	(360.51)	0	
	ECSO2	4470035	30.56	0	
		4470035	153,540.22	3,880,000	3.96
4470035 Total			153,210.27	3,880,000	3.95
	CLEB2	4470066	7,218.00	0	
	CPLC	4470066	(67.00)	0	
	DUKE2	4470066	(656.00)	0	
	ENTE	4470066	(6,869.00)	0	
	LGE	4470066	0.00	0	
	MISO	4470066	(6,643.00)	0	
	TVAM	4470066	(2,566.00)	0	

Ref	Trkg Cd	Account	Revenue	KWH Metered	Realization c/KWH
		4470066 Total	(9,583.00)	0	
BRKR-8	HETC	4470081	(1.26)	0	
BRKR-8	HETC2	4470081	0.86	0	
BRKR-8	LDPC2	4470081	(3.59)	0	
BRKR-8	SETC	4470081	(2.43)	0	
BRKR-8	SETC	4470081	(2.65)	0	
BRKR-8	UBSF2	4470081	(1.26)	0	
SWPS-7A	EDFT2	4470081	(238.32)	0	
SWPS-7A	HETC2	4470081	(1,285.40)	0	
SWPS-7A	MECO	4470081	(1,882.91)	0	
SWPS-7A	SETC	4470081	(3,394.26)	0	
SWPS-7A	SETC	4470081	3,183.38	0	
	UBSF2	4470081	2,059.71	0	
	UBSF2	4470081	4,297.85	0	
	UBSF2	4470081	(10,746.86)	0	
		4470081	8.79	0	
		4470081 Total	(8,008.35)	0	
SWAPS	AMEM	4470082	(6,006.07)	0	
SWAPS	ARON	4470082	(145,028.01)	0	
SWAPS	BARC2	4470082	(40,709.04)	0	
SWAPS	BPAC2	4470082	(16,090.69)	0	
SWAPS	CCG	4470082	(75,192.76)	0	
SWAPS	CEI	4470082	(35,060.68)	0	
SWAPS	CONC	4470082	(0.04)	0	
SWAPS	CPLC	4470082	229.61	0	
SWAPS	CRDT2	4470082	(96,985.83)	0	
SWAPS	DPLG	4470082	25,258.49	0	
SWAPS	DTET	4470082	(19,675.86)	0	
SWAPS	DYPM	4470082	270.89	0	
SWAPS	EDFT2	4470082	(24,412.03)	0	
SWAPS	EMAH2	4470082	(24,147.76)	0	
SWAPS	EMMT	4470082	44,628.22	0	
SWAPS	ENAM	4470082	(26,892.73)	0	
SWAPS	ENDU	4470082	6,148.28	0	
SWAPS	EPLU	4470082	21,276.62	0	
SWAPS	EXGN	4470082	58,926.71	0	
SWAPS	FESC	4470082	9,033.86	0	
SWAPS	IESI2	4470082	1,282.61	0	
SWAPS	IPWC2	4470082	38,135.65	0	
SWAPS	JPMV2	4470082	(5,439.74)	0	
SWAPS	MSCG	4470082	(37,186.70)	0	
SWAPS	NEXT2	4470082	(37,069.08)	0	
SWAPS	PEPS	4470082	1,216.08	0	
SWAPS	PS	4470082	5,608.56	0	

Kentucky Power Company
Billing Revenue
January 2010

KPSC Case No. 2010-00264
Order dated August 13, 2010
Item No. 6
Page 38 of 86

Ref	Trkg Cd	Account	Revenue	KWH Metered	Realization c/KWH
SWAPS	SES	4470082	51,647.75	0	
SWAPS	SETC	4470082	1,535.03	0	
SWAPS	TNSK	4470082	187.94	0	
SWAPS	UECO2	4470082	4,127.49	0	
SWAPS	WPL	4470082	2,338.08	0	
SWAPS	WR	4470082	(415.71)	0	
	MSUI2	4470082	1,841.10	0	
	NA005	4470082	218.92	0	
	NASIA	4470082	(33,092.78)	0	
	UBSF2	4470082	(549,007.63)	0	
		4470082	215,275.79	0	
		4470082 Total	(683,225.46)	0	
SPOT-ENG	PJM	4470089	901,805.09	0	
		4470089 Total	901,805.09	0	
AEP Aub	PJM	4470098	(86.64)	0	
AEP BCK	PJM	4470098	(10,792.92)	0	
AEP COW	PJM	4470098	(11.79)	0	
AEP MON	PJM	4470098	(0.03)	0	
AEP SCG	PJM	4470098	32,645.02	0	
		4470098 Total	21,753.64	0	
AEP CCL	PJM	4470099	0.00	0	
AEP COW	PJM	4470099	86.32	0	
AEP MON	PJM	4470099	135.02	0	
AEP SCG	PJM	4470099	212,127.57	0	
PRE-2HR	PJM	4470099	(3,224.64)	0	
PRE-2HR	WPSC	4470099	14,346.00	0	
PRE-2HR	WVPA	4470099	2,869.20	0	
	BUCK	4470099	(2,259.21)	0	
		4470099 Total	224,080.26	0	
AEP SCG	PJM	4470100	366,378.91	0	
RESERVE	PJM	4470100	0.00	0	
	PJM	4470100	57,816.00	0	

Kentucky Power Company
Billing Revenue
January 2010

KPSC Case No. 2010-00264
Order dated August 13, 2010
Item No. 6
Page 39 of 86

Ref	Trkg Cd	Account	Revenue	KWH Metered	Realization c/KWH
		4470100 Total	424,194.91	0	
SPOT-ENG	PJM	4470103	4,101,919.03	107,087,000	3.83
		4470103 Total	4,101,919.03	107,087,000	
AEPCSG	PJM	4470106	(1.80)	0	
		4470106 Total	(1.80)	0	
AEPCSG	PJM	4470107	188.73	0	
	PJM	4470107	(1.31)	0	
		4470107 Total	187.42	0	
AEPCSG	PJM	4470109	102,288.15	0	
		4470109 Total	102,288.15	0	
AEPCOW	PJM	4470110	(0.07)	0	
AEPCSG	PJM	4470110	13.80	0	
	PJM	4470110	(1,066.61)	0	
		4470110 Total	(1,052.88)	0	
PRE-2HR	BPPA2	4470112	1,306.16	25,000	5.22
PRE-2HR	MISO	4470112	11,806.19	338,000	3.49
PRE-2HR	NCEM	4470112	185,984.41	5,337,000	3.48
PRE-2HR	SPSA2	4470112	(4,114.35)	5,000	(82.29)
PRE-2HR	TOFR2	4470112	(7,116.26)	160,000	(4.45)
	COW	4470112	17,199.40	0	
		4470112 Total	205,065.55	5,865,000	3.50

Kentucky Power Company
Billing Revenue
January 2010

KPSC Case No. 2010-00264
Order dated August 13, 2010
Item No. 6
Page 40 of 86

Ref	Trkg Cd	Account	Revenue	KWH Metered	Realization c/KWH
AEPAUB	PJM	4470115	0.39	0	
AEPBCK	PJM	4470115	(13,265.44)	0	
AEPCOW	PJM	4470115	(36.57)	0	
AEPSCG	PJM	4470115	(2,295.44)	0	
		4470115 Total	(15,597.06)	0	
AEPCCL	PJM	4470124	12.61	0	
	PJM	4470124	(4,201.16)	0	
	WSTR2	4470124	(1.24)	0	
		4470124 Total	(4,189.79)	0	
AEPBCK	PJM	4470126	440,089.31	0	
AEPCCL	PJM	4470126	25.58	0	
AEPSCG	PJM	4470126	(733,533.09)	0	
		4470126 Total	(293,418.20)	0	
AEP-POOL		4470128	5,417,186.00	204,856,000	2.64
		4470128 Total	5,417,186.00	204,856,000	2.64
PRE-2HR	MISO	4470131	(12,260.42)	(338,000)	3.63
PRE-2HR	PJM	4470131	(468.19)	0	
		4470131 Total	(12,728.61)	(338,000)	3.77
BRK COMM	BARC2	4470143	(88.96)	0	
PRE-2HR	BUCK	4470143	(3.63)	0	
PRE-2HR	CCG	4470143	1,264.80	0	
	BUCK	4470143	60,970.50	0	
	UBSF2	4470143	(24,163.19)	0	
		4470143 Total	37,979.52	0	

Ref	Trkg Cd	Account	Revenue	KWH Metered	Realization c/KWH
PRE-2HR	MISO	4470167	(35.39)	0	
		4470167 Total	(35.39)	0	
	UBS	4470168	(3,322.10)	0	
		4470168 Total	(3,322.10)	0	
AEPCG	PJM	4470169	9,075.97	0	
		4470169 Total	9,075.97	0	
PRE-2HR	FESC	4470170	935,780.55	15,881,000	5.89
PRE-2HR	PEPS	4470170	397.04	2,000	19.85
PRE-2HR	PEPW	4470170	106,981.59	962,000	11.12
PRE-2HR	PNPR	4470170	40,767.21	557,000	7.32
PRE-2HR	PPLT2	4470170	290,066.07	3,877,000	7.48
		4470170 Total	1,373,992.46	21,279,000	6.46
AEPBCK	PJM	4470174	285,042.34	0	
AEPCLL	PJM	4470174	(354.18)	0	
		4470174 Total	284,688.16	0	
	NASIA	4470175	41,893.34	0	
		4470175 Total	41,893.34	0	
	NASIA	4470176	(41,893.34)	0	
		4470176 Total	(41,893.34)	0	

Kentucky Power Company
Billing Revenue
January 2010

KPSC Case No. 2010-00264
Order dated August 13, 2010
Item No. 6
Page 42 of 86

Ref	Trkg Cd	Account	Revenue	KWH Metered	Realization c/KWH
AEPBCK	PJM	4470206	(2,649.74)	0	
AEPCCL	PJM	4470206	(298.92)	0	
AEPCOW	PJM	4470206	0.04	0	
AEPSCG	PJM	4470206	171,543.83	0	
RESERVE	PJM	4470206	9,905.18	0	
	BUCK	4470206	2,649.75	0	
4470206 Total			181,150.14	0	
AEPBCK	PJM	4470209	176,649.58	0	
AEPCCL	PJM	4470209	(4.30)	0	
AEPSCG	PJM	4470209	(593,217.74)	0	
4470209 Total			(416,572.46)	0	
AEPSCG	PJM	4470214	3,982.73	0	
4470214 Total			3,982.73	0	
AEPSCG	PJM	4470215	(2,566.98)	0	
4470215 Total			(2,566.98)	0	
AEPAUB	PJM	5550039	1.08	0	
AEPCOW	PJM	5550039	(1.90)	0	
AEPSCG	PJM	5550039	1,092.88	0	
	PJM	5550039	58.62	0	
5550039 Total			1,150.68	0	
BRK COMM	AMEM	5550099	(3.73)	0	
BRK COMM	BARC2	5550099	(4.45)	0	
BRK COMM	BPAC2	5550099	(13.92)	0	
BRK COMM	DTET	5550099	(0.29)	0	
BRK COMM	EDFT2	5550099	(158.24)	0	
BRK COMM	EPLU	5550099	(17.79)	0	
BRK COMM	EXGN	5550099	(5.02)	0	
BRK COMM	MSUI2	5550099	(14.35)	0	

Kentucky Power Company
Billing Revenue
January 2010

KPSC Case No. 2010-00264
Order dated August 13, 2010
Item No. 6
Page 43 of 86

Ref	Trkg Cd	Account	Revenue	KWH Metered	Realization c/KWH
BRK COMM	NEXT2	5550099	(26.68)	0	
BRK COMM	UBSF2	5550099	(35.58)	0	
BRK COMM	UECO2	5550099	(34.92)	0	
PRE-2HR	AMEM	5550099	708.80	0	
PRE-2HR	ARON	5550099	(63,868.39)	(1,526,000)	4.19
Pre-2Hr	BARC2	5550099	(638.50)	0	
Pre-2Hr	BPAC2	5550099	(978.83)	0	
Pre-2Hr	DTET	5550099	(61.44)	0	
Pre-2Hr	EXGN	5550099	(244.28)	0	
Pre-2Hr	JPMV2	5550099	(1,312.24)	0	
PRE-2HR	MISO	5550099	(703,487.68)	(16,588,000)	4.24
PRE-2HR	PJM	5550099	(314,991.75)	(4,890,000)	6.44
PRE-2HR	PJME2	5550099	(3.09)	0	
Pre-2Hr	UECO2	5550099	(254.57)	0	
	MISO	5550099	(61,215.00)	0	
	MPM	5550099	(4,969.45)	0	
	NASIA	5550099	20,942.51	0	
	UBSF2	5550099	(42,748.85)	0	
	WR	5550099	(2,892.25)	0	
5550099 Total			(1,176,329.98)	(23,004,000)	5.11
PRE-2HR	DYPM	5550100	(658.16)	0	
PRE-2HR	EXGN	5550100	(2,436.08)	0	
PRE-2HR	JPMV2	5550100	(312.71)	0	
PRE-2HR	MPM	5550100	(2,842.57)	0	
PRE-2HR	PJM	5550100	(78,599.74)	0	
PRE-2HR	UECO2	5550100	(1,094.50)	0	
PRE-2HR	WVPA	5550100	(4,794.95)	0	
5550100 Total			(90,738.71)	0	0.00
PRE-2HR	CNCT	5550107	(3,113.08)	0	
PRE-2HR	DYPM	5550107	(247.65)	0	
PRE-2HR	EXGN	5550107	(916.63)	0	
PRE-2HR	JPMV2	5550107	(117.67)	0	
PRE-2HR	MPM	5550107	(1,069.58)	0	
PRE-2HR	PJM	5550107	(102,396.37)	0	
PRE-2HR	TOFR2	5550107	(17,752.16)	0	
PRE-2HR	UECO2	5550107	(411.83)	0	
PRE-2HR	WVPA	5550107	(1,804.21)	0	
5550107 Total			(127,829.18)	0	0.00
PRE-2HR	APBE2	5570007	(24.16)	0	

Kentucky Power Company
Billing Revenue
January 2010

KPSC Case No. 2010-00264
Order dated August 13, 2010
Item No. 6
Page 44 of 86

Ref	Trkg Cd	Account	Revenue	KWH Metered	Realization c/KWH
PRE-2HR	VAPG	5570007	(690.40)	0	
		5570007 Total	(714.56)	0	
AEPAUB	PJM	5614000	(21.59)	0	
AEPCOW	PJM	5614000	(14.35)	0	
AEPMON	PJM	5614000	(1.16)	0	
AEPCOG	PJM	5614000	41.41	0	
	PJM	5614000	(8,495.95)	0	
		5614000 Total	(8,491.64)	0	
AEPAUB	PJM	5618000	(4.09)	0	
AEPCOW	PJM	5618000	(9.56)	0	
AEPCOG	PJM	5618000	(1,393.76)	0	
	PJM	5618000	(1,895.69)	0	
		5618000 Total	(3,303.10)	0	
AEPCOW	PJM	5757000	(13.49)	0	
	PJM	5757000	(9,450.01)	0	
		5757000 Total	(9,463.50)	0	
		Total January 2010	14,758,991.38	383,400,000	

Kentucky Power Company
Billing Revenue
February 2010

KPSC Case No. 2010-00264
Order dated August 13, 2010
Item No. 6
Page 45 of 86

Ref	Trkg Cd	Account	Revenue	KWH Metered	Realization c/KWH
SO2	ECSO2	4470001	988.42	0	
	ECSO2	4470001	167.42	0	
		4470001	11,637.22	0	
4470001 Total			12,793.06	0	0.00
BKI-SYS+	BUCK	4470002	16,846.63	0	
DA-NF	TVAM	4470002	73.07	0	
DY-2F	AECI2	4470002	64,692.08	0	
DY-2F	AMPO	4470002	35,784.83	0	
DY-2F	ARON	4470002	168,613.65	0	
DY-2F	BARC2	4470002	66,887.34	0	
DY-2F	CRDT2	4470002	22,522.56	0	
DY-2F	DMEC2	4470002	69,615.69	0	
DY-2F	DQPW2	4470002	19,450.89	0	
DY-2F	DTET	4470002	148.11	0	
DY-2F	EDFT2	4470002	379.74	0	
DY-2F	EMAH2	4470002	1,080.52	0	
DY-2F	IESI2	4470002	1,183.30	0	
DY-2F	IMPA	4470002	504.77	0	
DY-2F	JPMV2	4470002	14,208.91	0	
DY-2F	MECB	4470002	15,640.99	0	
DY-2F	NESL	4470002	116.97	0	
DY-2F	ODEC	4470002	65,301.45	0	
DY-2F	PEIC	4470002	(477.32)	0	
DY-2F	PEPS	4470002	441.35	0	
DY-2F	SENA2	4470002	458.27	0	
DY-2F	SES	4470002	6,714.96	0	
DY-2F	WGES	4470002	138,132.05	0	
DY-F	DTET	4470002	605.80	0	
DY-F	SETC	4470002	(5.10)	0	
DY-F	SMEC2	4470002	4.56	0	
GENLOS	APM	4470002	(9.32)	0	
GENLOS	ENTE	4470002	0.97	0	
GENLOS	SWE	4470002	0.00	0	
GENLOS	TEA	4470002	(12.19)	0	
HR-NF	APM	4470002	105.02	0	
HR-NF	CPLC	4470002	27.54	0	
HR-NF	DUKE2	4470002	(36.23)	0	
HR-NF	ENTE	4470002	19.78	0	
HR-NF	LGE	4470002	193.99	0	
HR-NF	MISO	4470002	(113.34)	0	
HR-NF	NCMP	4470002	(17.51)	0	
HR-NF	SWE	4470002	0.00	0	
HR-NF	TEA	4470002	600.61	0	
HR-NF	TVAM	4470002	(80.02)	0	
LT-CAP	NCEM	4470002	80,070.93	0	
MO-F	BPPA2	4470002	538.05	0	
MO-F	CPP	4470002	7,412.00	0	
MO-F	NCEM	4470002	5,733.32	0	

Kentucky Power Company
Billing Revenue
February 2010

KPSC Case No. 2010-00264
Order dated August 13, 2010
Item No. 6
Page 46 of 86

Ref	Trkg Cd	Account	Revenue	KWH Metered	Realization c/KWH
MO-F	TOFR2	4470002	37,722.98	0	
MO-F	WPSC	4470002	75,097.76	0	
OPC VAR	OPCVR	4470002	83,388.96	0	
SO2	ECSO2	4470002	(4,645.30)	0	
	CPLC	4470002	(30,739.20)	0	
	ECSO2	4470002	6,415.21	0	
	NASIA	4470002	(71,283.19)	0	
4470002 Total			899,316.89	0	0.00
	CPLC	4470004	680.15	0	
4470004 Total			680.15	0	0.00
	CPLC	4470005	30,059.05	0	
4470005 Total			30,059.05	0	0.00
BRK COMM	AMEM	4470006	(1.39)	0	
BRK COMM	ARON	4470006	(10.82)	0	
BRK COMM	BARC2	4470006	(159.52)	0	
BRK COMM	BPAC2	4470006	(268.46)	0	
BRK COMM	BPEC	4470006	(8.40)	0	
BRK COMM	CALP	4470006	(1.07)	0	
BRK COMM	CCG	4470006	(15.62)	0	
BRK COMM	CEI	4470006	(21.86)	0	
BRK COMM	CSWM	4470006	(0.56)	0	
BRK COMM	DTET	4470006	(42.80)	0	
BRK COMM	EDFT2	4470006	(15.62)	0	
BRK COMM	EMAH2	4470006	(70.83)	0	
BRK COMM	ENAM	4470006	(6.91)	0	
BRK COMM	ENDU	4470006	(46.62)	0	
BRK COMM	EPLU	4470006	(159.60)	0	
BRK COMM	EXGN	4470006	(881.81)	0	
BRK COMM	HEPM	4470006	(2.22)	0	
BRK COMM	IESI2	4470006	(74.02)	0	
BRK COMM	JPMV2	4470006	(14.12)	0	
BRK COMM	KCPS	4470006	(0.28)	0	
BRK COMM	MSCG	4470006	(331.31)	0	
BRK COMM	MSUI2	4470006	(2,956.45)	0	
BRK COMM	NEXT2	4470006	(32.08)	0	
BRK COMM	NRG	4470006	(7.85)	0	
BRK COMM	ODEC	4470006	(16.03)	0	
BRK COMM	PS	4470006	(318.80)	0	

Kentucky Power Company
Billing Revenue
February 2010

KPSC Case No. 2010-00264
Order dated August 13, 2010
Item No. 6
Page 47 of 86

Ref	Trkg Cd	Account	Revenue	KWH Metered	Realization c/KWH
BRK COMM	SENA2	4470006	(141.66)	0	
BRK COMM	SES	4470006	(41.25)	0	
BRK COMM	SETC	4470006	(0.52)	0	
BRK COMM	SMEC2	4470006	(7.46)	0	
BRK COMM	SWE	4470006	(432.85)	0	
BRK COMM	UBSF2	4470006	(1,365.37)	0	
BRK COMM	UECO2	4470006	(286.84)	0	
BRK COMM	WR	4470006	(7.17)	0	
Pre-2Hr	AMEM	4470006	45,774.85	1,055,000	4.34
Pre-2Hr	AMPO	4470006	133,292.47	2,706,000	4.93
Pre-2Hr	ARON	4470006	220,420.78	3,671,000	6.00
Pre-2Hr	BARC2	4470006	109,381.89	1,778,000	6.15
Pre-2Hr	BPEC	4470006	20,148.71	455,000	4.43
Pre-2Hr	BPPA2	4470006	958.84	22,000	4.36
Pre-2Hr	CALP	4470006	5,360.77	111,000	4.83
Pre-2Hr	CCG	4470006	176,155.39	2,778,000	6.34
Pre-2Hr	CECA2	4470006	43,197.24	1,111,000	3.89
Pre-2Hr	CLEB2	4470006	108,229.06	1,691,000	6.40
Pre-2Hr	COLS2	4470006	256,782.42	4,725,000	5.43
PRE-2HR	COLS2	4470006	24,890.31	0	
Pre-2Hr	CRDT2	4470006	266,955.14	4,666,000	5.72
Pre-2Hr	EDFT2	4470006	55,724.21	1,222,000	4.56
Pre-2Hr	EMAH2	4470006	187,488.00	3,444,000	5.44
Pre-2Hr	ENAM	4470006	22,714.32	529,000	4.29
Pre-2Hr	ENDU	4470006	2,527.62	56,000	4.51
Pre-2Hr	EPLU	4470006	12,110.34	222,000	5.46
Pre-2Hr	FESC	4470006	167,095.54	2,836,000	5.89
Pre-2Hr	HEPM	4470006	7,332.86	222,000	3.30
Pre-2Hr	HREA2	4470006	29,053.87	544,000	5.34
Pre-2Hr	IMEA	4470006	5,314.61	74,000	7.18
Pre-2Hr	JPMV2	4470006	184,575.94	3,828,000	4.82
Pre-2Hr	KCPS	4470006	2,222.08	56,000	3.97
Pre-2Hr	KMPA	4470006	96,537.15	1,611,000	5.99
Pre-2Hr	LIDA2	4470006	24,150.15	412,000	5.86
Pre-2Hr	MECB	4470006	155,230.90	3,211,000	4.83
Pre-2Hr	MISO	4470006	673,439.18	16,232,000	4.15
Pre-2Hr	MPPA	4470006	11,301.94	233,000	4.85
Pre-2Hr	MSCG	4470006	46,302.59	1,278,000	3.62
PRE-2HR	MSCG	4470006	522.25	0	
Pre-2Hr	NRG	4470006	137,424.54	3,166,000	4.34
Pre-2Hr	ODEC	4470006	66,930.44	1,472,000	4.55
Pre-2Hr	PEPS	4470006	179,083.54	3,966,000	4.52
Pre-2Hr	PEPW	4470006	117,167.70	1,138,000	10.30
Pre-2Hr	PNPR	4470006	37,164.71	594,000	6.26
Pre-2Hr	POTO2	4470006	1,739.90	30,000	5.80
Pre-2Hr	PS	4470006	1,449.91	28,000	5.18
PRE-2HR	PUPP	4470006	63.91	0	
Pre-2Hr	SENA2	4470006	339,047.74	5,499,000	6.17
Pre-2Hr	SMEC2	4470006	244,898.21	3,111,000	7.87
Pre-2Hr	SOY	4470006	44,454.64	627,000	7.09
Pre-2Hr	SWE	4470006	24,512.32	500,000	4.90
Pre-2Hr	TOFR2	4470006	(6,648.57)	0	
Pre-2Hr	WPL	4470006	161,656.32	2,222,000	7.28

Kentucky Power Company
Billing Revenue
February 2010

KPSC Case No. 2010-00264
Order dated August 13, 2010
Item No. 6
Page 48 of 86

Ref	Trkg Cd	Account	Revenue	KWH Metered	Realization c/KWH
Pre-2Hr	WR	4470006	32,751.83	780,000	4.20
PRE-2HR	WR	4470006	209.24	4,000	5.23
Pre-2Hr	WSTR2	4470006	124,503.80	1,729,000	7.20
PRE-2HR	WSTR2	4470006	16,139.25	0	
	MISO	4470006	(12,706.00)	0	
4470006 Total			4,597,286.68	85,645,000	5.37
BRK COMM	AMEM	4470010	(7.07)	0	
BRK COMM	ARON	4470010	(6.39)	0	
BRK COMM	BARC2	4470010	(7.35)	0	
BRK COMM	BPAC2	4470010	(180.08)	0	
BRK COMM	BPEC	4470010	(0.28)	0	
BRK COMM	CALP	4470010	(12.78)	0	
BRK COMM	CCG	4470010	(13.73)	0	
BRK COMM	CEI	4470010	(0.52)	0	
BRK COMM	CSWM	4470010	0.20	0	
BRK COMM	DTET	4470010	(40.05)	0	
BRK COMM	EDFT2	4470010	(9.51)	0	
BRK COMM	ENAM	4470010	(4.79)	0	
BRK COMM	ENDU	4470010	(831.56)	0	
BRK COMM	EPLU	4470010	(149.13)	0	
BRK COMM	EXGN	4470010	(1,112.38)	0	
BRK COMM	FESC	4470010	(39.16)	0	
BRK COMM	IESI2	4470010	(74.30)	0	
BRK COMM	JPMV2	4470010	(14.40)	0	
BRK COMM	KCPS	4470010	(9.58)	0	
BRK COMM	MSCG	4470010	(3.99)	0	
BRK COMM	MSUI2	4470010	(2,220.05)	0	
BRK COMM	NEXT2	4470010	(31.94)	0	
BRK COMM	NRG	4470010	(2.78)	0	
BRK COMM	PS	4470010	(549.32)	0	
BRK COMM	PUPP	4470010	(1.11)	0	
BRK COMM	SENA2	4470010	(70.83)	0	
BRK COMM	SES	4470010	(40.14)	0	
BRK COMM	SETC	4470010	(23.94)	0	
BRK COMM	UBSF2	4470010	(919.50)	0	
BRK COMM	UECO2	4470010	(116.19)	0	
BRK COMM	WR	4470010	(0.68)	0	
BRK COMM	WVPA	4470010	(6.46)	0	
Pre-2Hr	AMEM	4470010	(57,073.01)	(1,244,000)	4.59
Pre-2Hr	APM	4470010	(129.39)	(3,000)	4.31
PRE-2HR	ARON	4470010	0.00	2,000	
Pre-2Hr	ARON	4470010	(965.49)	(22,000)	4.39
Pre-2Hr	BARC2	4470010	(96,477.16)	(2,333,000)	4.14
Pre-2Hr	BPEC	4470010	(2,644.28)	(66,000)	4.01
Pre-2Hr	CALP	4470010	(63.91)	0	
Pre-2Hr	CCG	4470010	(18,623.81)	(444,000)	4.19
Pre-2Hr	CONC	4470010	(129.11)	(7,000)	1.84
Pre-2Hr	CRDT2	4470010	(125,991.94)	(2,333,000)	5.40

Ref	Trkg Cd	Account	Revenue	KWH Metered	Realization c/KWH
Pre-2Hr	EDFT2	4470010	(48,885.76)	(1,111,000)	4.40
Pre-2Hr	ENTE	4470010	(186.38)	(5,000)	3.73
Pre-2Hr	EPLU	4470010	(408,598.85)	(7,833,000)	5.22
Pre-2Hr	EXGN	4470010	(275,954.56)	(6,533,000)	4.22
Pre-2Hr	IPWC2	4470010	(75,011.87)	(2,333,000)	3.22
Pre-2Hr	JPMV2	4470010	(111,925.82)	(2,402,000)	4.66
Pre-2Hr	MISO	4470010	(390,273.01)	(8,689,000)	4.49
Pre-2Hr	MPM	4470010	(90,938.62)	(2,222,000)	4.09
Pre-2Hr	MSCG	4470010	(204,486.91)	(5,388,000)	3.80
Pre-2Hr	NCEM	4470010	(215,819.52)	(4,666,000)	4.63
Pre-2Hr	NRG	4470010	(216,981.17)	(4,891,000)	4.44
Pre-2Hr	PJM	4470010	(434,916.79)	(10,722,000)	4.06
Pre-2Hr	PJME2	4470010	(6.96)	0	
Pre-2Hr	PS	4470010	(354,480.65)	(6,255,000)	5.67
Pre-2Hr	PUPP	4470010	(23,351.28)	(502,000)	4.65
Pre-2Hr	PWX	4470010	3.87	0	
Pre-2Hr	SENA2	4470010	(238.18)	(4,000)	5.95
Pre-2Hr	TEA	4470010	(98,579.11)	(2,333,000)	4.23
Pre-2Hr	UECO2	4470010	(149,557.09)	(4,666,000)	3.21
Pre-2Hr	WPL	4470010	(144,824.06)	(3,444,000)	4.21
Pre-2Hr	WPSC	4470010	(60,440.58)	(889,000)	6.80
Pre-2Hr	WR	4470010	(52,174.44)	(1,222,000)	4.27
Pre-2Hr	WVPA	4470010	(235,884.90)	(7,000,000)	3.37
RESERVE	DETM	4470010	(28,609.28)	0	
	NASIA	4470010	(77,392.31)	0	
4470010 Total			(4,008,112.12)	(89,560,000)	4.48
BKI-SYS+	BUCK	4470028	102,183.21	2,670,000	3.83
DA-NF	TVAM	4470028	(73.07)	0	
DY-2F	AECI2	4470028	88,788.34	2,338,000	3.80
DY-2F	AMPO	4470028	56,376.13	1,312,000	4.30
DY-2F	ARON	4470028	350,620.59	10,080,000	3.48
DY-2F	BARC2	4470028	87,211.86	2,560,000	3.41
DY-2F	CRDT2	4470028	43,583.04	1,280,000	3.40
DY-2F	DMEC2	4470028	82,041.27	2,688,000	3.05
DY-2F	DQPW2	4470028	82,041.27	2,688,000	3.05
DY-2F	DTET	4470028	(148.11)	0	
DY-2F	EDFT2	4470028	3,463.46	0	
DY-2F	EMAH2	4470028	(1,080.52)	0	
DY-2F	IESI2	4470028	3,874.94	0	
DY-2F	IMPA	4470028	(504.77)	0	
DY-2F	JPMV2	4470028	116,401.01	3,808,000	3.06
DY-2F	MECB	4470028	45,928.13	1,720,000	2.67
DY-2F	NESL	4470028	865.43	0	
DY-2F	ODEC	4470028	82,041.27	2,688,000	3.05
DY-2F	PEIC	4470028	9,950.60	320,000	3.11
DY-2F	PEPS	4470028	(441.35)	0	
DY-2F	SENA2	4470028	(458.27)	0	
DY-2F	SES	4470028	13,420.72	0	

Kentucky Power Company
Billing Revenue
February 2010

KPSC Case No. 2010-00264
Order dated August 13, 2010
Item No. 6
Page 50 of 86

Ref	Trkg Cd	Account	Revenue	KWH Metered	Realization c/KWH
DY-2F	WGES	4470028	207,827.31	4,640,000	4.48
DY-F	DTET	4470028	1,616.28	64,000	2.53
DY-F	SETC	4470028	5.10	0	
DY-F	SMEC2	4470028	(4.56)	0	
GENLOS	APM	4470028	9.32	0	
GENLOS	ENTE	4470028	(0.97)	0	
GENLOS	SWE	4470028	0.00	0	
GENLOS	TEA	4470028	12.19	0	
HR-NF	APM	4470028	762.97	22,000	3.47
HR-NF	CPLC	4470028	354.38	6,000	5.91
HR-NF	DUKE2	4470028	383.43	7,000	5.48
HR-NF	ENTE	4470028	(19.78)	0	
HR-NF	LGE	4470028	3,225.16	74,000	4.36
HR-NF	MISO	4470028	3,054.53	90,000	3.39
HR-NF	NCMP	4470028	17.51	0	
HR-NF	SWE	4470028	0.00	0	
HR-NF	TEA	4470028	6,763.92	154,000	4.39
HR-NF	TVAM	4470028	2,288.22	49,000	4.67
LT-CAP	NCEM	4470028	309,341.79	9,524,000	3.25
MO-F	BPPA2	4470028	1,725.87	0	
MO-F	CPP	4470028	12,076.00	672,000	1.80
MO-F	NCEM	4470028	75,578.68	2,688,000	2.81
MO-F	TOFR2	4470028	39,749.85	1,236,000	3.22
MO-F	WPSC	4470028	151,157.54	4,704,000	3.21
OPC VAR	OPCVR	4470028	(83,388.96)	0	
PRE-2HR	BUCK	4470028	0.00	(229,000)	
SO2	ECSO2	4470028	4,645.30	0	
	ECSO2	4470028	(6,415.21)	0	
4470028 Total			1,896,851.05	57,853,000	3.28
SO2	ECSO2	4470035	(988.42)	0	
	ECSO2	4470035	(167.42)	0	
		4470035	105,228.95	2,859,000	3.68
4470035 Total			104,073.11	2,859,000	3.64
	CLEB2	4470066	5,997.00	0	
	CPLC	4470066	(31.00)	0	
	DUKE2	4470066	(852.00)	0	
	ENTE	4470066	(5,003.00)	0	
	MISO	4470066	(5,498.00)	0	
	TVAM	4470066	(915.00)	0	
4470066 Total			(6,302.00)	0	0.00

Ref	Trkg Cd	Account	Revenue	KWH Metered	Realization c/KWH
BRKR-8	MSUI2	4470081	(32.85)	0	
BRKR-8	SETC	4470081	(1.29)	0	
SWPS-7A	MSUI2	4470081	2,090.14	0	
SWPS-7A	SETC	4470081	(8,545.98)	0	
SWPS-7A	SETC	4470081	(1,372.31)	0	
	UBSF2	4470081	990.53	0	
	UBSF2	4470081	7,219.46	0	
4470081 Total			347.70	0	0.00
SWAPS	AMEM	4470082	(1,176.10)	0	
SWAPS	ARON	4470082	(169,092.46)	0	
SWAPS	BARC2	4470082	(58,591.60)	0	
SWAPS	BPAC2	4470082	(2,990.11)	0	
SWAPS	CCG	4470082	(85,107.39)	0	
SWAPS	CEI	4470082	(33,020.30)	0	
SWAPS	CPLC	4470082	38.02	0	
SWAPS	CRDT2	4470082	(108,564.06)	0	
SWAPS	DPLG	4470082	(3,448.03)	0	
SWAPS	DTET	4470082	461.25	0	
SWAPS	EDFT2	4470082	(22,029.97)	0	
SWAPS	EMAH2	4470082	(34,617.75)	0	
SWAPS	EMMT	4470082	(1,764.76)	0	
SWAPS	ENAM	4470082	(9,621.22)	0	
SWAPS	ENDU	4470082	(1,484.07)	0	
SWAPS	EPLU	4470082	72,274.38	0	
SWAPS	EXGN	4470082	16,164.41	0	
SWAPS	FESC	4470082	4,569.05	0	
SWAPS	IESI2	4470082	11,819.64	0	
SWAPS	IPWC2	4470082	50,317.06	0	
SWAPS	JPMV2	4470082	(28,497.55)	0	
SWAPS	MSCG	4470082	(39,282.37)	0	
SWAPS	NEXT2	4470082	766.81	0	
SWAPS	PEPS	4470082	1,283.45	0	
SWAPS	PS	4470082	(26,762.90)	0	
SWAPS	REMC	4470082	296.58	0	
SWAPS	SES	4470082	67,130.83	0	
SWAPS	SETC	4470082	9,681.41	0	
SWAPS	TNSK	4470082	0.01	0	
SWAPS	UECO2	4470082	(1,480.15)	0	
SWAPS	WPL	4470082	1,864.53	0	
SWAPS	WR	4470082	322.90	0	
	MSUI2	4470082	(33,086.14)	0	
	NA005	4470082	324.51	0	
	NASIA	4470082	(26,134.58)	0	
	UBSF2	4470082	95,769.78	0	
		4470082	(408,860.07)	0	

Ref	Trkg Cd	Account	Revenue	KWH Metered	Realization c/KWH
		4470082 Total	(762,526.96)	0	0.00
SPOT-ENG	PJM	4470089	55,792.14	0	
		4470089 Total	55,792.14	0	0.00
AEPAUB	PJM	4470098	(62.18)	0	
AEPBCK	PJM	4470098	(9,063.24)	0	
AEPMON	PJM	4470098	(0.68)	0	
AEPSCG	PJM	4470098	41,798.43	0	
		4470098 Total	32,672.33	0	0.00
AEPSCG	PJM	4470099	188,251.41	0	
PRE-2HR	PJM	4470099	(2,731.48)	0	
PRE-2HR	WPSC	4470099	13,888.00	0	
PRE-2HR	WVPA	4470099	2,777.60	0	
	BUCK	4470099	(1,975.43)	0	
		4470099 Total	200,210.10	0	0.00
AEPSCG	PJM	4470100	112,084.72	0	
		4470100 Total	112,084.72	0	0.00
SPOT-ENG	PJM	4470103	3,755,201.70	84,693,000	4.43
		4470103 Total	3,755,201.70	84,693,000	4.43
AEPSCG	PJM	4470106	(770.45)	0	
		4470106 Total	(770.45)	0	0.00

Kentucky Power Company
Billing Revenue
February 2010

KPSC Case No. 2010-00264
Order dated August 13, 2010
Item No. 6
Page 53 of 86

Ref	Trkg Cd	Account	Revenue	KWH Metered	Realization c/KWH
AEPAUB	PJM	4470107	70.24	0	
AEPSCG	PJM	4470107	4,911.33	0	
	PJM	4470107	(1,378.50)	0	
		4470107 Total	3,603.07	0	0.00
AEPSCG	PJM	4470109	(68,355.68)	0	
		4470109 Total	(68,355.68)	0	0.00
AEPSCG	PJM	4470110	(27.64)	0	
	PJM	4470110	(1,085.60)	0	
		4470110 Total	(1,113.24)	0	0.00
PRE-2HR	BPPA2	4470112	396.93	1,000	39.69
PRE-2HR	MISO	4470112	19,375.42	680,000	2.85
PRE-2HR	NCEM	4470112	162,622.92	4,666,000	3.49
PRE-2HR	SPSA2	4470112	(2,577.30)	0	
PRE-2HR	TOFR2	4470112	3,480.58	80,000	4.35
	CDOW	4470112	15,351.42	0	
		4470112 Total	198,649.97	5,427,000	3.66
AEPAUB	PJM	4470115	0.01	0	
AEPBCK	PJM	4470115	(1,129.64)	0	
AEPSCG	PJM	4470115	4,402.59	0	
		4470115 Total	3,272.96	0	0.00
	PJM	4470124	228.48	0	
		4470124 Total	228.48	0	0.00

Kentucky Power Company
Billing Revenue
February 2010

KPSC Case No. 2010-00264
Order dated August 13, 2010
Item No. 6
Page 54 of 86

Ref	Trkg Cd	Account	Revenue	KWH Metered	Realization c/KWH
AEPBCK	PJM	4470126	224,440.36	0	
AEPSCG	PJM	4470126	(306,162.98)	0	
		4470126 Total	(81,722.62)	0	0.00
AEP-POOL		4470128	4,535,764.00	170,657,000	2.66
		4470128 Total	4,535,764.00	170,657,000	2.66
PRE-2HR	MISO	4470131	(20,151.89)	(680,000)	2.96
PRE-2HR	PJM	4470131	314.02	0	
		4470131 Total	(19,837.87)	(680,000)	2.92
BRK COMM	BARC2	4470143	(27.43)	0	
PRE-2HR	BUCK	4470143	(10,365.60)	0	
PRE-2HR	CCG	4470143	1,105.93	0	
	BUCK	4470143	59,024.00	0	
	UBSF2	4470143	(3,853.62)	0	
		4470143 Total	45,883.28	0	0.00
PRE-2HR	MISO	4470167	(212.65)	0	
		4470167 Total	(212.65)	0	0.00
	UBS	4470168	(1,339.59)	0	
		4470168 Total	(1,339.59)	0	0.00
AEPSCG	PJM	4470169	17,011.91	0	
		4470169 Total	17,011.91	0	0.00

Kentucky Power Company
Billing Revenue
February 2010

KPSC Case No. 2010-00264
Order dated August 13, 2010
Item No. 6
Page 55 of 86

Ref	Trkg Cd	Account	Revenue	KWH Metered	Realization c/KWH
PRE-2HR	AECI2	4470170	1,263.57	19,000	6.65
PRE-2HR	FESC	4470170	751,917.65	12,762,000	5.89
PRE-2HR	HEPM	4470170	10,166.02	222,000	4.58
PRE-2HR	PEPW	4470170	108,190.24	974,000	11.11
PRE-2HR	PNPR	4470170	43,431.05	594,000	7.31
PRE-2HR	PPLT2	4470170	145,728.64	1,957,000	7.45
		4470170 Total	1,060,697.17	16,528,000	6.42
AEPBCK	PJM	4470174	109,844.29	0	
		4470174 Total	109,844.29	0	0.00
	NASIA	4470175	(568,158.97)	0	
		4470175 Total	(568,158.97)	0	0.00
	NASIA	4470176	568,158.97	0	
		4470176 Total	568,158.97	0	0.00
AEPBCK	PJM	4470206	(2,925.65)	0	
AEPSCG	PJM	4470206	104,518.06	0	
	BUCK	4470206	2,925.65	0	
		4470206 Total	104,518.06	0	0.00
AEPBCK	PJM	4470209	117,887.86	0	
AEPSCG	PJM	4470209	(349,408.53)	0	
		4470209 Total	(231,520.67)	0	0.00
AEPSCG	PJM	4470214	3,294.85	0	

Kentucky Power Company
Billing Revenue
February 2010

KPSC Case No. 2010-00264
Order dated August 13, 2010
Item No. 6
Page 56 of 86

Ref	Trkg Cd	Account	Revenue	KWH Metered	Realization c/KWH
		4470214 Total	3,294.85	0	0.00
AEPCG	PJM	4470215	(3,055.72)	0	
		4470215 Total	(3,055.72)	0	0.00
AEPAUB	PJM	5550039	5.24	0	
AEPCG	PJM	5550039	785.03	0	
	PJM	5550039	(151.21)	0	
		5550039 Total	639.06	0	0.00
BRK COMM	AMEM	5550099	(0.83)	0	
BRK COMM	BARC2	5550099	(0.12)	0	
BRK COMM	BPAC2	5550099	(0.64)	0	
BRK COMM	DYPM	5550099	(0.28)	0	
BRK COMM	EDFT2	5550099	(26.68)	0	
BRK COMM	ENDU	5550099	(29.00)	0	
BRK COMM	EPLU	5550099	(45.00)	0	
BRK COMM	EXGN	5550099	(0.12)	0	
BRK COMM	HEPM	5550099	(2.22)	0	
BRK COMM	MSUI2	5550099	(38.92)	0	
BRK COMM	PS	5550099	(6.51)	0	
BRK COMM	SES	5550099	(26.11)	0	
BRK COMM	SETC	5550099	(0.28)	0	
BRK COMM	UBSF2	5550099	(32.48)	0	
BRK COMM	UECO2	5550099	(111.80)	0	
Pre-2Hr	AMEM	5550099	(1,365.57)	0	
PRE-2HR	ARON	5550099	(51,330.05)	(1,224,000)	4.19
Pre-2Hr	BPAC2	5550099	(170.27)	0	
Pre-2Hr	DYPM	5550099	1.18	0	
Pre-2Hr	EDFT2	5550099	(52.18)	0	
Pre-2Hr	ENDU	5550099	(833.31)	0	
PRE-2HR	EPLU	5550099	(64,940.29)	(1,120,000)	5.80
Pre-2Hr	EPLU	5550099	3,716.56	0	
Pre-2Hr	JPMV2	5550099	(1,696.77)	0	
PRE-2HR	MISO	5550099	(520,036.72)	(13,485,000)	3.86
PRE-2HR	PJM	5550099	(141,815.96)	(2,975,000)	4.77
PRE-2HR	PJME2	5550099	(28.35)	0	
Pre-2Hr	SETC	5550099	100.06	0	
Pre-2Hr	UECO2	5550099	(1,298.01)	0	
	MISO	5550099	(52,407.00)	0	
	MPM	5550099	(4,810.80)	0	

Kentucky Power Company
Billing Revenue
February 2010

KPSC Case No. 2010-00264
Order dated August 13, 2010
Item No. 6
Page 57 of 86

Ref	Trkg Cd	Account	Revenue	KWH Metered	Realization c/KWH
	NASIA	5550099	186,962.89	0	
	UBSF2	5550099	(84,293.97)	0	
		5550099 Total	(734,619.55)	(18,804,000)	3.91
PRE-2HR	DYPM	5550100	(1,565.24)	0	
PRE-2HR	EXGN	5550100	(2,434.03)	0	
PRE-2HR	JPMV2	5550100	(306.23)	0	
PRE-2HR	MPM	5550100	(2,783.63)	0	
PRE-2HR	PJM	5550100	(75,356.62)	0	
PRE-2HR	UECO2	5550100	(1,071.81)	0	
PRE-2HR	WVPA	5550100	(4,695.53)	0	
		5550100 Total	(88,213.09)	0	0.00
PRE-2HR	CNCT	5550107	(2,722.05)	0	
PRE-2HR	DYPM	5550107	(564.34)	0	
PRE-2HR	EXGN	5550107	(877.58)	0	
PRE-2HR	JPMV2	5550107	(110.41)	0	
PRE-2HR	MPM	5550107	(1,003.62)	0	
PRE-2HR	PJM	5550107	(13,925.08)	0	
PRE-2HR	TOFR2	5550107	(15,522.31)	0	
PRE-2HR	UECO2	5550107	(386.43)	0	
PRE-2HR	WVPA	5550107	(1,692.95)	0	
		5550107 Total	(36,804.77)	0	0.00
	APBE2	5570007	24.16	0	
	VAPG	5570007	690.40	0	
		5570007 Total	714.56	0	0.00
AEPAUB	PJM	5614000	(52.32)	0	
AEPMON	PJM	5614000	(2.23)	0	
AEPSCG	PJM	5614000	(83.33)	0	
	PJM	5614000	(8,315.06)	0	
		5614000 Total	(8,452.94)	0	0.00

Kentucky Power Company
Billing Revenue
February 2010

KPSC Case No. 2010-00264
Order dated August 13, 2010
Item No. 6
Page 58 of 86

Ref	Trkg Cd	Account	Revenue	KWH Metered	Realization c/KWH
AEPAUB	PJM	5618000	(9.95)	0	
AEPSCG	PJM	5618000	(0.39)	0	
	PJM	5618000	(1,635.12)	0	
5618000 Total			(1,645.46)	0	0.00
AEPAUB	PJM	5757000	(10.52)	0	
AEPSCG	PJM	5757000	(0.13)	0	
	PJM	5757000	(8,055.38)	0	
5757000 Total			(8,066.03)	0	0.00
Total February 2010			11,718,818.93	314,618,000	

Kentucky Power Company
Billing Revenue
March 2010

KPSC Case No. 2010-00264
Order dated August 13, 2010
Item No. 6
Page 59 of 86

Ref	Trkg Cd	Account	Revenue	KWH Metered	Realization c/KWH
SO2	ECSO2	4470001	13.65	0	
	ECSO2	4470001	15.69	0	
		4470001	(13,009.05)	0	
		4470001			
		Total	(12,979.71)	0	0.00
BKI-SYS+	BUCK	4470002	(950.24)	0	
DY-2F	AECI2	4470002	132,637.11	0	
DY-2F	AMPO	4470002	41,316.30	0	
DY-2F	ARON	4470002	190,238.21	0	
DY-2F	BARC2	4470002	72,660.18	0	
DY-2F	CRDT2	4470002	23,681.93	0	
DY-2F	DMEC2	4470002	75,544.04	0	
DY-2F	DQPW2	4470002	19,796.75	0	
DY-2F	EDFT2	4470002	223.89	0	
DY-2F	IESI2	4470002	1,393.30	0	
DY-2F	JPMV2	4470002	14,366.71	0	
DY-2F	MECB	4470002	2,014.14	0	
DY-2F	NESL	4470002	82.92	0	
DY-2F	ODEC	4470002	70,744.26	0	
DY-2F	PEIC	4470002	(641.26)	0	
DY-2F	SES	4470002	6,768.89	0	
DY-2F	WGES	4470002	148,678.77	0	
DY-F	DTET	4470002	188.63	0	
GENLOS	APM	4470002	(47.06)	0	
GENLOS	ENTE	4470002	(16.21)	0	
GENLOS	SWE	4470002	(54.13)	0	
GENLOS	TEA	4470002	(23.58)	0	
HR-NF	APM	4470002	(1,347.91)	0	
HR-NF	CPLC	4470002	(0.31)	0	
HR-NF	DUKE2	4470002	(0.02)	0	
HR-NF	ENTE	4470002	(156.72)	0	
HR-NF	LGE	4470002	(3,652.27)	0	
HR-NF	MISO	4470002	(1,255.63)	0	
HR-NF	SWE	4470002	(365.93)	0	
HR-NF	TEA	4470002	(446.17)	0	
HR-NF	TVAM	4470002	(582.18)	0	
LT-CAP	NCEM	4470002	79,002.11	0	
MO-F	BPPA2	4470002	606.50	0	
MO-F	CPP	4470002	11,961.80	0	
MO-F	NCEM	4470002	9,310.81	0	
MO-F	TOFR2	4470002	40,971.72	0	
MO-F	WPSC	4470002	88,923.65	0	
OPC VAR	OPCVR	4470002	1,324.02	0	
SO2	ECSO2	4470002	5,966.99	0	
	CPLC	4470002	(30,966.36)	0	
	ECSO2	4470002	2,045.98	0	
	NASIA	4470002	(79,702.61)	0	

Kentucky Power Company
Billing Revenue
March 2010

KPSC Case No. 2010-00264
Order dated August 13, 2010
Item No. 6
Page 60 of 86

Ref	Trkg Cd	Account	Revenue	KWH Metered	Realization c/KWH
		4470002			
		Total	920,241.02	0	0.00
			-----	-----	-----
	CPLC	4470004	755.80	0	0.00
		4470004			
		Total	755.80	0	
			-----	-----	-----
	CPLC	4470005	30,210.56	0	
		4470005			
		Total	30,210.56	0	0.00
			-----	-----	-----
BRK COMM	AMEM	4470006	(223.22)	0	
BRK COMM	ARON	4470006	(11.60)	0	
BRK COMM	BARC2	4470006	(77.25)	0	
BRK COMM	BPAC2	4470006	(1,354.99)	0	
BRK COMM	BPEC	4470006	(13.78)	0	
BRK COMM	CALP	4470006	(23.56)	0	
BRK COMM	CCG	4470006	(0.26)	0	
BRK COMM	CEI	4470006	(51.50)	0	
BRK COMM	CIES	4470006	(18.77)	0	
BRK COMM	CONC	4470006	(6.17)	0	
BRK COMM	CSWM	4470006	0.56	0	
BRK COMM	DTET	4470006	(116.23)	0	
BRK COMM	DUK12	4470006	(0.28)	0	
BRK COMM	EDFT2	4470006	(114.85)	0	
BRK COMM	EMAH2	4470006	(187.93)	0	
BRK COMM	EMMT	4470006	(84.31)	0	
BRK COMM	ENAM	4470006	(17.37)	0	
BRK COMM	ENDU	4470006	(14.46)	0	
BRK COMM	EPLU	4470006	(21.94)	0	
BRK COMM	EXGN	4470006	(278.00)	0	
BRK COMM	FESC	4470006	(305.68)	0	
BRK COMM	JPMV2	4470006	(182.25)	0	
BRK COMM	KCPS	4470006	(5.88)	0	
BRK COMM	MSCG	4470006	(59.60)	0	
BRK COMM	MSUI2	4470006	(2,931.65)	0	
BRK COMM	NEXT2	4470006	(30.91)	0	
BRK COMM	NRG	4470006	(36.29)	0	
BRK COMM	ODEC	4470006	(3.88)	0	
BRK COMM	PS	4470006	(66.49)	0	
BRK COMM	SES	4470006	(5.72)	0	
BRK COMM	SETC	4470006	(72.42)	0	
BRK COMM	SIPC	4470006	(3.07)	0	
BRK COMM	SMEC2	4470006	(0.56)	0	
BRK COMM	SWE	4470006	(25.09)	0	

Kentucky Power Company
Billing Revenue
March 2010

KPSC Case No. 2010-00264
Order dated August 13, 2010
Item No. 6
Page 61 of 86

Ref	Trkg Cd	Account	Revenue	KWH Metered	Realization c/KWH
BRK COMM	UBSF2	4470006	(435.11)	0	
BRK COMM	UECO2	4470006	(163.41)	0	
BRK COMM	WR	4470006	(14.16)	0	
Pre-2Hr	AMEM	4470006	14,037.16	448,000	3.13
Pre-2Hr	ARON	4470006	258,546.13	4,896,000	5.28
Pre-2Hr	BARC2	4470006	126,423.19	2,055,000	6.15
Pre-2Hr	BGE	4470006	207,815.05	2,399,000	8.66
Pre-2Hr	BPEC	4470006	34,787.46	1,061,000	3.28
Pre-2Hr	BPPA2	4470006	(958.84)	(22,000)	4.36
Pre-2Hr	CALP	4470006	18,745.59	502,000	3.73
Pre-2Hr	CCG	4470006	203,599.76	3,210,000	6.34
Pre-2Hr	CECA2	4470006	49,927.21	1,284,000	3.89
Pre-2Hr	CLEB2	4470006	127,560.40	1,705,000	7.48
Pre-2Hr	COLS2	4470006	284,769.03	4,636,000	6.14
Pre-2Hr	CRDT2	4470006	296,925.22	5,185,000	5.73
Pre-2Hr	DEL	4470006	65,640.46	825,000	7.96
Pre-2Hr	EDFT2	4470006	93,583.16	2,561,000	3.65
Pre-2Hr	EMAH2	4470006	212,226.50	3,877,000	5.47
Pre-2Hr	ENAM	4470006	11,462.37	267,000	4.29
Pre-2Hr	ENTE	4470006	3,684.91	112,000	3.29
Pre-2Hr	FESC	4470006	163,916.25	2,782,000	5.89
Pre-2Hr	HREA2	4470006	30,954.48	494,000	6.27
Pre-2Hr	IMEA	4470006	4,025.93	57,000	7.06
PRE-2HR	JPMV2	4470006	182.16	5,000	3.64
Pre-2Hr	JPMV2	4470006	264,917.55	5,717,000	4.63
Pre-2Hr	KCPS	4470006	20,881.17	614,000	3.40
Pre-2Hr	KMPA	4470006	108,814.61	1,812,000	6.01
Pre-2Hr	LIDA2	4470006	28,342.83	483,000	5.87
Pre-2Hr	MECB	4470006	231,895.91	4,913,000	4.72
Pre-2Hr	MISO	4470006	703,461.22	19,634,000	3.58
Pre-2Hr	MPPA	4470006	12,575.93	260,000	4.84
Pre-2Hr	MSCG	4470006	60,717.30	1,703,000	3.57
PRE-2HR	MSCG	4470006	66.25	0	
Pre-2Hr	NRG	4470006	85,774.42	2,094,000	4.10
Pre-2Hr	ODEC	4470006	61,123.83	1,364,000	4.48
Pre-2Hr	PEPS	4470006	222,766.45	4,679,000	4.76
Pre-2Hr	PEPW	4470006	224,379.40	2,350,000	9.55
Pre-2Hr	PNPR	4470006	35,531.30	567,000	6.27
Pre-2Hr	POTO2	4470006	153,703.35	2,421,000	6.35
Pre-2Hr	SENA2	4470006	382,502.63	6,169,000	6.20
Pre-2Hr	SETC	4470006	8,263.14	223,000	3.71
Pre-2Hr	SIPC	4470006	9,854.35	307,000	3.21
Pre-2Hr	SMEC2	4470006	54,525.53	1,364,000	4.00
Pre-2Hr	SOY	4470006	40,578.08	571,000	7.11
Pre-2Hr	SWE	4470006	7,788.56	223,000	3.49
Pre-2Hr	TOFR2	4470006	6,648.57	0	
Pre-2Hr	WPL	4470006	186,841.79	2,568,000	7.28
Pre-2Hr	WR	4470006	17,246.30	479,000	3.60
PRE-2HR	WR	4470006	12.13	0	
Pre-2Hr	WSTR2	4470006	117,570.96	1,445,000	8.14
	MISO	4470006	(12,671.00)	0	

Kentucky Power Company
Billing Revenue
March 2010

KPSC Case No. 2010-00264
Order dated August 13, 2010
Item No. 6
Page 62 of 86

Ref	Trkg Cd	Account	Revenue	KWH Metered	Realization c/KWH
4470006					
Total			5,235,008.06	100,299,000	5.22
BRK COMM	AMEM	4470010	(210.79)	0	
BRK COMM	ARON	4470010	(3.37)	0	
BRK COMM	BARC2	4470010	(8.65)	0	
BRK COMM	BPAC2	4470010	(737.14)	0	
BRK COMM	CALP	4470010	(18.49)	0	
BRK COMM	CCG	4470010	(6.98)	0	
BRK COMM	CEI	4470010	(15.43)	0	
BRK COMM	CIES	4470010	(9.51)	0	
BRK COMM	CSWM	4470010	1.81	0	
BRK COMM	DTET	4470010	(23.52)	0	
BRK COMM	EDFT2	4470010	(28.53)	0	
BRK COMM	EMAH2	4470010	(158.33)	0	
BRK COMM	EMMT	4470010	(84.31)	0	
BRK COMM	ENAM	4470010	(22.81)	0	
BRK COMM	ENDU	4470010	(64.09)	0	
BRK COMM	EPLU	4470010	(157.47)	0	
BRK COMM	EXGN	4470010	(158.34)	0	
BRK COMM	FESC	4470010	(318.24)	0	
BRK COMM	JPMV2	4470010	(181.34)	0	
BRK COMM	KCPS	4470010	(0.53)	0	
BRK COMM	MSCG	4470010	(37.36)	0	
BRK COMM	MSUI2	4470010	(3,362.06)	0	
BRK COMM	NEXT2	4470010	(89.53)	0	
BRK COMM	NRG	4470010	(13.71)	0	
BRK COMM	ODEC	4470010	(13.26)	0	
BRK COMM	PS	4470010	181.15	0	
BRK COMM	PUPP	4470010	(0.56)	0	
BRK COMM	SES	4470010	(5.72)	0	
BRK COMM	SETC	4470010	(8.26)	0	
BRK COMM	UBSF2	4470010	(333.08)	0	
BRK COMM	UECO2	4470010	(33.83)	0	
BRK COMM	WR	4470010	(33.10)	0	
PRE-2HR	AMEM	4470010	(134.02)	10,000	(1.34)
Pre-2Hr	AMEM	4470010	(46,248.96)	(1,365,000)	3.39
Pre-2Hr	APM	4470010	(34.48)	(1,000)	3.45
PRE-2HR	ARON	4470010	964.71	38,000	2.54
Pre-2Hr	ARON	4470010	(59,411.11)	(1,399,000)	4.25
Pre-2Hr	BARC2	4470010	(107,208.08)	(2,593,000)	4.13
Pre-2Hr	BPEC	4470010	(23.03)	(1,000)	2.30
PRE-2HR	BPEC	4470010	(63.22)	0	
Pre-2Hr	CALP	4470010	(105,955.18)	(2,736,000)	3.87
Pre-2Hr	CCG	4470010	(5,387.79)	(167,000)	3.23
Pre-2Hr	CLEC	4470010	(2,679.94)	(84,000)	3.19
Pre-2Hr	CNCT	4470010	(0.06)	0	
Pre-2Hr	CRDT2	4470010	(140,005.72)	(2,593,000)	5.40
Pre-2Hr	DTET	4470010	(753.73)	(28,000)	2.69
Pre-2Hr	EDFT2	4470010	(215,723.68)	(5,192,000)	4.15
Pre-2Hr	ENTE	4470010	(78.51)	(2,000)	3.93

Kentucky Power Company
Billing Revenue
March 2010

KPSC Case No. 2010-00264
Order dated August 13, 2010
Item No. 6
Page 63 of 86

Ref	Trkg Cd	Account	Revenue	KWH Metered	Realization c/KWH
Pre-2Hr	EPLU	4470010	(409,461.07)	(9,118,000)	4.49
Pre-2Hr	EXGN	4470010	(329,390.37)	(8,363,000)	3.94
Pre-2Hr	IPWC2	4470010	(163,559.84)	(5,192,000)	3.15
PRE-2HR	JPMV2	4470010	(605.26)	12,000	(5.04)
Pre-2Hr	JPMV2	4470010	(114,729.52)	(2,601,000)	4.41
Pre-2Hr	KCPS	4470010	(18.98)	(1,000)	1.90
PRE-2HR	MISO	4470010	(153,646.18)	(4,675,000)	3.29
Pre-2Hr	MISO	4470010	(206,524.87)	(4,015,000)	5.14
Pre-2Hr	MPM	4470010	(98,043.78)	(2,568,000)	3.82
Pre-2Hr	MSCG	4470010	(203,395.97)	(5,584,000)	3.64
Pre-2Hr	NCEM	4470010	(239,824.61)	(5,185,000)	4.63
Pre-2Hr	NRG	4470010	(76,041.79)	(1,675,000)	4.54
Pre-2Hr	PJM	4470010	(654,811.39)	(17,796,000)	3.68
Pre-2Hr	PJME2	4470010	(6.39)	0	
Pre-2Hr	PS	4470010	(327,847.93)	(6,267,000)	5.23
Pre-2Hr	PUPP	4470010	(4,578.22)	(112,000)	4.09
Pre-2Hr	SENA2	4470010	0.00	(2,000)	0.00
Pre-2Hr	UECO2	4470010	(166,415.65)	(5,192,000)	3.21
Pre-2Hr	WPSC	4470010	(69,857.00)	(1,027,000)	6.80
Pre-2Hr	WR	4470010	(33,783.94)	(921,000)	3.67
Pre-2Hr	WVPA	4470010	(304,338.14)	(9,087,000)	3.35
RESERVE	DETM	4470010	30,545.99	0	
	NASIA	4470010	(35,554.03)	0	
		4470010	0.08	0	
4470010					
Total			(4,250,587.04)	(105,482,000)	4.03
BKI-SYS+	BUCK	4470028	14,756.46	324,000	4.55
DY-2F	AECI2	4470028	180,713.60	4,749,000	3.81
DY-2F	AMPO	4470028	71,725.39	1,479,000	4.85
DY-2F	ARON	4470028	415,956.81	11,800,000	3.53
DY-2F	BARC2	4470028	105,451.82	2,208,000	4.78
DY-2F	CRDT2	4470028	52,725.91	1,104,000	4.78
DY-2F	DMEC2	4470028	92,983.22	2,229,000	4.17
DY-2F	DQPW2	4470028	92,983.22	2,229,000	4.17
DY-2F	EDFT2	4470028	4,217.87	0	
DY-2F	IESI2	4470028	4,025.45	0	
DY-2F	JPMV2	4470028	202,992.07	5,073,000	4.00
DY-2F	MECB	4470028	8,453.70	384,000	2.20
DY-2F	NESL	4470028	1,054.20	0	
DY-2F	ODEC	4470028	92,983.22	2,229,000	4.17
DY-2F	PEIC	4470028	10,358.80	368,000	2.81
DY-2F	SES	4470028	16,372.03	0	
DY-2F	WGES	4470028	239,934.15	5,187,000	4.63
DY-F	DTET	4470028	1,709.69	56,000	3.05
GENLOS	APM	4470028	0.01	0	
GENLOS	ENTE	4470028	16.21	1,000	1.62
GENLOS	SWE	4470028	54.13	2,000	2.71
GENLOS	TEA	4470028	23.58	0	
HR-NF	APM	4470028	5,705.74	131,000	4.36

Kentucky Power Company
Billing Revenue
March 2010

KPSC Case No. 2010-00264
Order dated August 13, 2010
Item No. 6
Page 64 of 86

Ref	Trkg Cd	Account	Revenue	KWH Metered	Realization c/KWH
HR-NF	CPLC	4470028	0.31	0	
HR-NF	DUKE2	4470028	0.02	0	
HR-NF	ENTE	4470028	603.38	14,000	4.31
HR-NF	LGE	4470028	10,189.85	168,000	6.07
HR-NF	MISO	4470028	3,059.39	23,000	13.30
HR-NF	SWE	4470028	2,145.57	45,000	4.77
HR-NF	TEA	4470028	6,150.56	145,000	4.24
HR-NF	TVAM	4470028	3,169.66	60,000	5.28
LT-CAP	NCEM	4470028	331,045.71	10,494,000	3.15
MO-F	BPPA2	4470028	1,671.88	0	
MO-F	CPP	4470028	17,810.21	743,000	2.40
MO-F	NCEM	4470028	81,045.42	2,229,000	3.64
MO-F	TOFR2	4470028	34,970.46	1,040,000	3.36
MO-F	WPSC	4470028	162,090.57	5,201,000	3.12
OPC VAR	OPCVR	4470028	(1,324.02)	0	
PRE-2HR	BUCK	4470028	0.00	7,000	0.00
SO2	ECSO2	4470028	(5,966.99)	0	
	ECSO2	4470028	(2,045.98)	0	
4470028					
Total			2,259,813.28	59,722,000	3.78

SO2	ECSO2	4470035	(13.65)	0	
	ECSO2	4470035	(15.69)	0	
		4470035	82,345.38	2,217,000	3.71
4470035					
Total			82,316.04	2,217,000	3.71

	CLEB2	4470066	6,002.00	0	
	CPLC	4470066	(58.00)	0	
	DUKE2	4470066	(304.00)	0	
	ENTE	4470066	726.00	0	
	MISO	4470066	(5,511.00)	0	
	TVAM	4470066	(697.00)	0	
4470066					
Total			158.00	0	0.00

BRKR-8	MSCG	4470081	(1.35)	0	
BRKR-8	MSUI2	4470081	32.85	0	
BRKR-8	WR	4470081	(1.33)	0	
SWPS-7	MSUI2	4470081	(2,090.14)	0	
SWPS-7A	EXGN	4470081	(4,621.84)	0	
SWPS-7A	MECO	4470081	(1,154.15)	0	
	MSUI2	4470081	120.39	0	
	UBSF2	4470081	5,324.32	0	

Kentucky Power Company
Billing Revenue
March 2010

KPSC Case No. 2010-00264
Order dated August 13, 2010
Item No. 6
Page 65 of 86

Ref	Trkg Cd	Account	Revenue	KWH Metered	Realization c/KWH
	UBSF2	4470081	29,698.76	0	
		4470081	9,290.78	0	
		4470081			
		Total	36,598.29	0	0.00
SWAPS	AMEM	4470082	5,123.14	0	
SWAPS	ARON	4470082	(333,357.82)	0	
SWAPS	BARC2	4470082	(97,113.86)	0	
SWAPS	BPAC2	4470082	(17,960.99)	0	
SWAPS	CCG	4470082	(114,826.73)	0	
SWAPS	CEI	4470082	(47,240.16)	0	
SWAPS	CIES	4470082	(288.50)	0	
SWAPS	CPLC	4470082	15.00	0	
SWAPS	CRDT2	4470082	(122,065.33)	0	
SWAPS	DPLG	4470082	(37,479.40)	0	
SWAPS	DTET	4470082	(533.34)	0	
SWAPS	DUKI2	4470082	0.91	0	
SWAPS	EDFT2	4470082	16,135.25	0	
SWAPS	EMAH2	4470082	(53,589.91)	0	
SWAPS	EMMT	4470082	(28,125.78)	0	
SWAPS	ENAM	4470082	(4,317.76)	0	
SWAPS	ENDU	4470082	(82.42)	0	
SWAPS	EPLU	4470082	103,845.30	0	
SWAPS	EXGN	4470082	56,688.55	0	
SWAPS	FESC	4470082	407.71	0	
SWAPS	GRE	4470082	9,419.91	0	
SWAPS	IESI2	4470082	52,826.67	0	
SWAPS	IPWC2	4470082	48,110.60	0	
SWAPS	JPMV2	4470082	(57,814.68)	0	
SWAPS	MSCG	4470082	(59,880.26)	0	
SWAPS	NEXT2	4470082	80,435.57	0	
SWAPS	PEPS	4470082	1,505.88	0	
SWAPS	PS	4470082	(171.52)	0	
SWAPS	REMC	4470082	(96.07)	0	
SWAPS	SES	4470082	96,306.74	0	
SWAPS	SETC	4470082	45,896.98	0	
SWAPS	UECO2	4470082	3,370.13	0	
SWAPS	WPL	4470082	9,137.01	0	
SWAPS	WR	4470082	40.86	0	
	MSUI2	4470082	104,071.27	0	
	NA005	4470082	278.27	0	
	NASIA	4470082	(32,407.67)	0	
	UBSF2	4470082	(168,580.42)	0	
		4470082	(390,552.66)	0	
		4470082			
		Total	(932,869.53)	0	0.00

Kentucky Power Company
Billing Revenue
March 2010

KPSC Case No. 2010-00264
Order dated August 13, 2010
Item No. 6
Page 66 of 86

Ref	Trkg Cd	Account	Revenue	KWH Metered	Realization c/KWH
SPOT-ENG	PJM	4470089	(663,543.94)	0	
		4470089			
		Total	(663,543.94)	0	0.00
AEPAUB	PJM	4470098	(59.61)	0	
AEPBCK	PJM	4470098	(7,185.02)	0	
AEPMON	PJM	4470098	(0.01)	0	
AEPSCG	PJM	4470098	119,690.73	0	
		4470098			
		Total	112,446.09	0	0.00
AEPSCG	PJM	4470099	209,179.51	0	
PRE-2HR	WPSC	4470099	13,958.00	0	
PRE-2HR	WVPA	4470099	2,791.60	0	
	BUCK	4470099	(2,198.11)	0	
		4470099			
		Total	223,731.00	0	0.00
AEPSCG	PJM	4470100	55,354.62	0	
		4470100			
		Total	55,354.62	0	0.00
SPOT-ENG	PJM	4470103	2,729,004.32	57,220,000	4.77
		4470103			
		Total	2,729,004.32	57,220,000	4.77
AEPSCG	PJM	4470106	(37.22)	0	
		4470106			
		Total	(37.22)	0	0.00
AEPAUB	PJM	4470107	259.75	0	
AEPSCG	PJM	4470107	(1.18)	0	
	PJM	4470107	(1,625.41)	0	

Kentucky Power Company
Billing Revenue
March 2010

KPSC Case No. 2010-00264
Order dated August 13, 2010
Item No. 6
Page 67 of 86

Ref	Trkg Cd	Account	Revenue	KWH Metered	Realization c/KWH
		4470107			
		Total	(1,366.84)	0	
AEPSCG	PJM	4470109	(78,501.53)	0	
		4470109			
		Total	(78,501.53)	0	
AEPSCG	PJM	4470110	(35.10)	0	
	PJM	4470110	(877.72)	0	
		4470110			
		Total	(912.82)	0	
PRE-2HR	BPPA2	4470112	2,001.56	39,000	5.13
PRE-2HR	MISO	4470112	11,742.57	388,000	3.03
PRE-2HR	NCEM	4470112	180,711.09	5,185,000	3.49
PRE-2HR	SPSA2	4470112	(389.60)	0	
PRE-2HR	TOFR2	4470112	(15,244.93)	(178,000)	8.56
	COW	4470112	16,101.07	0	
		4470112			
		Total	194,921.76	5,434,000	3.59
AEPUB	PJM	4470115	0.03	0	
AEPBCK	PJM	4470115	2,064.86	0	
AEPSCG	PJM	4470115	2,200.88	0	
		4470115			
		Total	4,265.77	0	0.00
	PJM	4470124	(255.34)	0	
	WSTR2	4470124	4.94	0	
		4470124			
		Total	(250.40)	0	0.00
AEPBCK	PJM	4470126	17,776.45	0	
AEPSCG	PJM	4470126	(2,377.60)	0	
	PJM	4470126	2,332.47	0	

Kentucky Power Company
Billing Revenue
March 2010

KPSC Case No. 2010-00264
Order dated August 13, 2010
Item No. 6
Page 68 of 86

Ref	Trkg Cd	Account	Revenue	KWH Metered	Realization c/KWH
		4470126			
		Total	17,731.32	0	0.00
AEP-POOL		4470128	1,699,087.00	69,245,000	2.45
		4470128			
		Total	1,699,087.00	69,245,000	2.45
PRE-2HR	MISO	4470131	(11,794.25)	(388,000)	3.04
PRE-2HR	PJM	4470131	(57.39)	0	
		4470131			
		Total	(11,851.64)	(388,000)	3.05
PRE-2HR	BARC2	4470143	19,118.61	0	
PRE-2HR	BUCK	4470143	324.92	0	
PRE-2HR	CCG	4470143	1,228.94	0	
	BUCK	4470143	59,321.50	0	
	UBSF2	4470143	948.59	0	
		4470143			
		Total	80,942.56	0	0.00
	NASIA	4470144	14,495.45	0	
		4470144			
		Total	14,495.45	0	0.00
PRE-2HR	MISO	4470167	(457.32)	0	
		4470167			
		Total	(457.32)	0	0.00
	UBS	4470168	(1,546.87)	0	
		4470168			
		Total	(1,546.87)	0	0.00
AEPSCG	PJM	4470169	0.00	0	

Kentucky Power Company
Billing Revenue
March 2010

KPSC Case No. 2010-00264
Order dated August 13, 2010
Item No. 6
Page 69 of 86

Ref	Trkg Cd	Account	Revenue	KWH Meetered	Realization c/KWH
		4470169			
		Total	0.00	0	0.00
PRE-2HR	AECI2	4470170	1,213.13	18,000	6.74
PRE-2HR	FESC	4470170	737,602.55	12,517,000	5.89
PRE-2HR	PEPW	4470170	109,952.18	991,000	11.10
PRE-2HR	PNPR	4470170	41,522.20	567,000	7.32
PRE-2HR	PPLT2	4470170	71,080.33	965,000	7.37
		4470170			
		Total	961,370.39	15,058,000	6.38
AEPBCK	PJM	4470174	19,991.81	0	
		4470174			
		Total	19,991.81	0	0.00
	NASIA	4470175	(473,453.74)	0	
		4470175			
		Total	(473,453.74)	0	0.00
	NASIA	4470176	473,453.74	0	
		4470176			
		Total	473,453.74	0	0.00
AEPBCK	PJM	4470206	(50.51)	0	
AEPSCG	PJM	4470206	31,918.55	0	
	BUCK	4470206	50.51	0	
		4470206			
		Total	31,918.55	0	0.00
AEPBCK	PJM	4470209	78,477.06	0	
AEPSCG	PJM	4470209	(146,453.55)	0	
	PJM	4470209	(18.79)	0	
		4470209			
		Total	(67,995.28)	0	0.00

Ref	Trkg Cd	Account	Revenue	KWH Metered	Realization c/KWH
AEPCSG	PJM	4470214	3,211.26	0	
		4470214			
		Total	3,211.26	0	0.00
AEPCSG	PJM	4470215	(89.84)	0	
		4470215			
		Total	(89.84)	0	0.00
AEPAUB	PJM	5550039	3.20	0	
AEPCSG	PJM	5550039	1,104.14	0	
	PJM	5550039	(46.36)	0	
		5550039			
		Total	1,060.98	0	0.00
BRK COMM	BPAC2	5550099	(0.56)	0	
BRK COMM	DTET	5550099	(0.56)	0	
BRK COMM	ENDU	5550099	(1.58)	0	
BRK COMM	EXGN	5550099	(24.69)	0	
BRK COMM	UBSF2	5550099	(2.79)	0	
BRK COMM	UECO2	5550099	(27.40)	0	
PRE-2HR	ARON	5550099	(55,106.18)	(1,316,000)	4.19
Pre-2Hr	BPAC2	5550099	(369.29)	0	
Pre-2Hr	DTET	5550099	(251.24)	0	
Pre-2Hr	EPLU	5550099	29,502.24	0	
Pre-2Hr	EXGN	5550099	452.76	0	
Pre-2Hr	JPMV2	5550099	(2,990.43)	0	
PRE-2HR	MISO	5550099	(404,453.66)	(12,876,000)	3.14
Pre-2Hr	MISO	5550099	(17,952.89)	(524,000)	3.43
PRE-2HR	PJM	5550099	(78,734.79)	(2,010,000)	3.92
PRE-2HR	PJME2	5550099	(17.36)	0	
Pre-2Hr	SES	5550099	(1,199.53)	0	
Pre-2Hr	UECO2	5550099	(304.56)	0	
PRE-2HR		5550099	0.00	0	
	MISO	5550099	(51,659.00)	0	
	MPM	5550099	(4,835.05)	0	
	NASIA	5550099	147,668.07	0	
	UBSF2	5550099	(137,803.68)	0	
		5550099	0.00	0	
		5550099			
		Total	(578,112.17)	(16,726,000)	3.46

Kentucky Power Company
Billing Revenue
March 2010

KPSC Case No. 2010-00264
Order dated August 13, 2010
Item No. 6
Page 71 of 86

Ref	Trkg Cd	Account	Revenue	KWH Metered	Realization c/KWH
PRE-2HR	DYPM	5550100	(190.41)	0	
PRE-2HR	EXGN	5550100	(2,466.75)	0	
PRE-2HR	JPMV2	5550100	(316.65)	0	
PRE-2HR	MPM	5550100	(2,878.36)	0	
PRE-2HR	PJM	5550100	(33,708.69)	0	
PRE-2HR	UECO2	5550100	(1,108.28)	0	
PRE-2HR	WVPA	5550100	(4,855.32)	0	
		5550100			
		Total	(45,524.46)	0	0.00
PRE-2HR	CNCT	5550107	(3,028.82)	0	
PRE-2HR	DYPM	5550107	(61.39)	0	
PRE-2HR	EXGN	5550107	(795.28)	0	
PRE-2HR	JPMV2	5550107	(102.09)	0	
PRE-2HR	MPM	5550107	(927.99)	0	
PRE-2HR	PJM	5550107	(212,910.16)	0	
PRE-2HR	TOFR2	5550107	(17,272.04)	0	
PRE-2HR	UECO2	5550107	(357.31)	0	
PRE-2HR	WVPA	5550107	(1,565.36)	0	
		5550107			
		Total	(237,020.44)	0	0.00
	BREB2	5570007	(130.86)	0	
	DCRE2	5570007	(3,315.03)	0	
	SMCM2	5570007	(1,451.63)	0	
		5570007			
		Total	(4,897.52)	0	0.00
AEPAUB	PJM	5614000	(40.71)	0	
AEPMON	PJM	5614000	(1.91)	0	
AEPSCG	PJM	5614000	(105.41)	0	
	PJM	5614000	(7,338.08)	0	
		5614000			
		Total	(7,486.11)	0	0.00
AEPAUB	PJM	5618000	(4.99)	0	
AEPSCG	PJM	5618000	(0.48)	0	
	PJM	5618000	(1,741.84)	0	

Kentucky Power Company
Billing Revenue
March 2010

KPSC Case No. 2010-00264
Order dated August 13, 2010
Item No. 6
Page 72 of 86

Ref	Trkg Cd	Account	Revenue	KWH Metered	Realization c/KWH
		5618000			
		Total	(1,747.31)	0	0.00
AEPAUB	PJM	5757000	(9.20)	0	
AEPSCG	PJM	5757000	21.14	0	
	PJM	5757000	(8,676.49)	0	
		5757000			
		Total	(8,664.55)	0	0.00
		Total			
		March			
		2010	7,808,191.39	186,599,000	
			=====	=====	

Kentucky Power Company
Billing Revenue
April 2010

KPSC Case No. 2010-00264
Order dated August 13, 2010
Item No. 6
Page 73 of 86

Ref	Trkg Cd	Account	Revenue	KWH Metered	Realization c/KWH
SO2	ECSO2	4470001	264.12	0	
	ECSO2	4470001	(6.43)	0	
	NASIA	4470001	0.00	0	
		4470001	(11,013.23)	0	
		4470001			
		Total	(10,755.54)	0	0.00
BKI-SYS+	BUCK	4470002	(220.44)	0	
DY-2F	AECI2	4470002	113,692.89	0	
DY-2F	AMPO	4470002	(421.49)	0	
DY-2F	ARON	4470002	(2,210.98)	0	
DY-2F	BARC2	4470002	(691.44)	0	
DY-2F	CRDT2	4470002	(345.72)	0	
DY-2F	DMEC2	4470002	82,192.81	0	
DY-2F	DQPW2	4470002	(493.84)	0	
DY-2F	EDFT2	4470002	(27.56)	0	
DY-2F	IESI2	4470002	(14.71)	0	
DY-2F	JPMV2	4470002	(1,042.58)	0	
DY-2F	MECB	4470002	(46.48)	0	
DY-2F	NESL	4470002	(6.94)	0	
DY-2F	ODEC	4470002	77,584.81	0	
DY-2F	PEIC	4470002	526.27	0	
DY-2F	SES	4470002	1,458.65	0	
DY-2F	WGES	4470002	170,558.37	0	
DY-2NF	AMPO	4470002	33,235.72	0	
DY-2NF	ARON	4470002	157,757.49	0	
DY-2NF	BARC2	4470002	78,263.37	0	
DY-2NF	DQPW2	4470002	14,262.50	0	
DY-2NF	EDFT2	4470002	(321.20)	0	
DY-2NF	IESI2	4470002	1,528.22	0	
DY-2NF	JPMV2	4470002	2,253.86	0	
DY-2NF	MECB	4470002	12,760.70	0	
DY-2NF	NESL	4470002	(57.44)	0	
DY-2NF	SES	4470002	3,559.67	0	
DY-F	DTET	4470002	(0.11)	0	
GENLOS	ENTE	4470002	(5.30)	0	
GENLOS	SWE	4470002	(0.44)	0	
GENLOS	TEA	4470002	(55.20)	0	
HR-NF	APM	4470002	(3.57)	0	
HR-NF	ENTE	4470002	(86.02)	0	
HR-NF	LGE	4470002	247.39	0	
HR-NF	MISO	4470002	(2,519.95)	0	
HR-NF	SWE	4470002	(3.74)	0	
HR-NF	TEA	4470002	(4,431.12)	0	
HR-NF	TVAM	4470002	(58.95)	0	
LT-CAP	NCEM	4470002	88,531.58	0	
MO-F	BPPA2	4470002	748.32	0	
MO-F	CPP	4470002	18,520.12	0	
MO-F	NCEM	4470002	10,984.98	0	

Kentucky Power Company
Billing Revenue
April 2010

KPSC Case No. 2010-00264
Order dated August 13, 2010
Item No. 6
Page 74 of 86

Ref	Trkg Cd	Account	Revenue	KWH Metered	Realization c/KWH
MO-F	TOFR2	4470002	20,441.83	0	
MO-F	WPSC	4470002	82,374.80	0	
OPC VAR	OPCVR	4470002	22,911.33	0	
SO2	ECSO2	4470002	6,166.04	0	
	CPLC	4470002	(30,703.53)	0	
	ECSO2	4470002	(488.92)	0	
	NASIA	4470002	(87,164.37)	0	
4470002					
Total			869,139.68	0	0.00
	CPLC	4470004	726.73	0	
	NASIA	4470004	0.00	0	
4470004					
Total			726.73	0	0.00
	CPLC	4470005	29,976.80	0	
	NASIA	4470005	0.00	0	
4470005					
Total			29,976.80	0	0.00
BRK COMM	AMEM	4470006	(91.35)	0	
BRK COMM	ARON	4470006	(3.48)	0	
BRK COMM	BARC2	4470006	(150.60)	0	
BRK COMM	BPAC2	4470006	(1,352.69)	0	
BRK COMM	BPEC	4470006	(4.05)	0	
BRK COMM	CALP	4470006	(3.20)	0	
BRK COMM	CEI	4470006	(17.05)	0	
BRK COMM	CIES	4470006	(49.39)	0	
BRK COMM	CONC	4470006	(10.77)	0	
BRK COMM	DTET	4470006	(23.90)	0	
BRK COMM	DYPM	4470006	(1.11)	0	
BRK COMM	EDFT2	4470006	(35.56)	0	
BRK COMM	EMAH2	4470006	(159.21)	0	
BRK COMM	ENAM	4470006	(23.00)	0	
BRK COMM	ENDU	4470006	(15.72)	0	
BRK COMM	EPLU	4470006	(43.09)	0	
BRK COMM	EXGN	4470006	(628.34)	0	
BRK COMM	IESI2	4470006	(6.44)	0	
BRK COMM	JPMV2	4470006	(14.13)	0	
BRK COMM	KCPS	4470006	(0.17)	0	
BRK COMM	MSCG	4470006	(41.74)	0	
BRK COMM	MSUI2	4470006	(3,093.66)	0	
BRK COMM	NEXT2	4470006	(326.43)	0	
BRK COMM	NRG	4470006	(8.71)	0	
BRK COMM	ODEC	4470006	(0.17)	0	

Kentucky Power Company
Billing Revenue
April 2010

KPSC Case No. 2010-00264
Order dated August 13, 2010
Item No. 6
Page 75 of 86

Ref	Trkg Cd	Account	Revenue	KWH Metered	Realization c/KWH
BRK COMM	PS	4470006	(21.05)	0	
BRK COMM	SES	4470006	(8.75)	0	
BRK COMM	SETC	4470006	(84.69)	0	
BRK COMM	SWE	4470006	(1.94)	0	
BRK COMM	UBSF2	4470006	(372.84)	0	
BRK COMM	UECO2	4470006	(97.02)	0	
BRK COMM	WR	4470006	(31.68)	0	
Pre-2Hr	AMEM	4470006	21,395.48	609,000	3.51
Pre-2Hr	ARON	4470006	207,813.85	3,464,000	6.00
Pre-2Hr	BARC2	4470006	54,546.84	1,230,000	4.43
PRE-2HR	BGE	4470006	(10,622.18)	(123,000)	8.64
Pre-2Hr	BGE	4470006	182,629.71	2,108,000	8.66
Pre-2Hr	BPEC	4470006	17,865.95	550,000	3.25
PRE-2HR	BPEC	4470006	(2.30)	0	
PRE-2HR	BPPA2	4470006	303.63	0	
Pre-2Hr	BPPA2	4470006	(18.09)	0	
Pre-2Hr	CALP	4470006	1,891.06	57,000	3.32
Pre-2Hr	CCG	4470006	193,240.74	3,047,000	6.34
Pre-2Hr	CECA2	4470006	47,386.94	1,219,000	3.89
Pre-2Hr	CEI	4470006	85,731.50	2,355,000	3.64
Pre-2Hr	CLEB2	4470006	91,942.53	1,569,000	5.86
Pre-2Hr	COLS2	4470006	240,726.86	4,450,000	5.41
PRE-2HR	COLS2	4470006	38,124.45	0	
Pre-2Hr	CONC	4470006	3,434.80	111,000	3.09
Pre-2Hr	CPP	4470006	61.45	1,000	6.15
Pre-2Hr	CRDT2	4470006	357,936.63	6,205,000	5.77
PRE-2HR	DEL	4470006	(2,570.89)	(33,000)	7.79
Pre-2Hr	DEL	4470006	58,635.42	737,000	7.96
Pre-2Hr	EDFT2	4470006	86,591.03	2,387,000	3.63
PRE-2HR	EDFT2	4470006	(874.12)	(21,000)	4.16
Pre-2Hr	EMAH2	4470006	202,813.86	3,712,000	5.46
Pre-2Hr	ENAM	4470006	11,706.80	273,000	4.29
Pre-2Hr	ENDU	4470006	10,033.29	281,000	3.57
Pre-2Hr	EPLU	4470006	1,634.30	55,000	2.97
Pre-2Hr	FESC	4470006	141,084.88	2,394,000	5.89
PRE-2HR	FESC	4470006	1,495.51	25,000	5.98
Pre-2Hr	HREA2	4470006	29,809.70	484,000	6.16
PRE-2HR	HREA2	4470006	(3,959.97)	0	
Pre-2Hr	IMEA	4470006	4,087.86	58,000	7.05
PRE-2HR	IMEA	4470006	(1,283.45)	(18,000)	7.13
Pre-2Hr	JPMV2	4470006	254,476.34	5,565,000	4.57
PRE-2HR	JPMV2	4470006	57.22	1,000	5.72
Pre-2Hr	KMPA	4470006	121,842.88	1,978,000	6.16
Pre-2Hr	LIDA2	4470006	25,648.95	437,000	5.87
Pre-2Hr	MECB	4470006	187,337.87	3,867,000	4.84
Pre-2Hr	MISO	4470006	652,201.20	15,390,000	4.24
PRE-2HR	MISO	4470006	16,298.27	0	
Pre-2Hr	MPPA	4470006	12,076.09	249,000	4.85
Pre-2Hr	MSCG	4470006	62,686.07	1,818,000	3.45
Pre-2Hr	NRG	4470006	80,791.14	2,102,000	3.84
Pre-2Hr	ODEC	4470006	57,466.42	1,274,000	4.51
Pre-2Hr	PEIC	4470006	3,522.44	106,000	3.32
Pre-2Hr	PEPS	4470006	155,251.58	3,241,000	4.79
PRE-2HR	PEPW	4470006	(5,458.99)	(64,000)	8.53

Kentucky Power Company
Billing Revenue
April 2010

KPSC Case No. 2010-00264
Order dated August 13, 2010
Item No. 6
Page 76 of 86

Ref	Trkg Cd	Account	Revenue	KWH Metered	Realization c/KWH
Pre-2Hr	PEPW	4470006	203,832.41	2,126,000	9.59
PRE-2HR	PNPR	4470006	(1,009.17)	(17,000)	5.94
Pre-2Hr	PNPR	4470006	27,495.61	439,000	6.26
PRE-2HR	POTO2	4470006	(7,904.05)	(125,000)	6.32
Pre-2Hr	POTO2	4470006	131,363.82	2,069,000	6.35
Pre-2Hr	PS	4470006	14,287.66	415,000	3.44
Pre-2Hr	SENA2	4470006	371,259.00	6,039,000	6.15
Pre-2Hr	SES	4470006	20,841.48	609,000	3.42
Pre-2Hr	SIPC	4470006	42,231.42	1,219,000	3.46
Pre-2Hr	SMEC2	4470006	29,860.60	609,000	4.90
Pre-2Hr	SOY	4470006	27,357.18	386,000	7.09
PRE-2HR	SOY	4470006	(538.76)	(7,000)	7.70
Pre-2Hr	SWE	4470006	12,132.60	332,000	3.65
Pre-2Hr	TEA	4470006	122.43	4,000	3.06
Pre-2Hr	TOFR2	4470006	(25,543.25)	(1,252,000)	2.04
Pre-2Hr	WPL	4470006	177,335.40	2,438,000	7.27
Pre-2Hr	WR	4470006	24,749.32	719,000	3.44
Pre-2Hr	WSTR2	4470006	63,158.88	908,000	6.96
PRE-2HR	WSTR2	4470006	17,687.76	0	
	MISO	4470006	(10,703.00)	0	
	NASIA	4470006	0.00	0	
4470006					
Total			4,809,086.96	90,061,000	5.34

BRK COMM	AMEM	4470010	120.11	0	
BRK COMM	ARON	4470010	(0.17)	0	
BRK COMM	BPAC2	4470010	(1,009.43)	0	
BRK COMM	BPEC	4470010	(11.81)	0	
BRK COMM	CALP	4470010	(16.92)	0	
BRK COMM	CCG	4470010	(20.67)	0	
BRK COMM	CEI	4470010	(12.10)	0	
BRK COMM	CIES	4470010	(12.35)	0	
BRK COMM	DTET	4470010	(21.72)	0	
BRK COMM	DYPM	4470010	(7.34)	0	
BRK COMM	EDFT2	4470010	(20.07)	0	
BRK COMM	EMAH2	4470010	(2.20)	0	
BRK COMM	ENAM	4470010	(21.17)	0	
BRK COMM	ENDU	4470010	(15.09)	0	
BRK COMM	EPLU	4470010	(121.19)	0	
BRK COMM	EXGN	4470010	(702.34)	0	
BRK COMM	HEPM	4470010	(2.77)	0	
BRK COMM	JPMV2	4470010	101.32	0	
BRK COMM	KCPS	4470010	(11.08)	0	
BRK COMM	MSCG	4470010	(23.90)	0	
BRK COMM	MSUI2	4470010	(3,598.56)	0	
BRK COMM	NEXT2	4470010	(174.91)	0	
BRK COMM	NRG	4470010	(14.28)	0	
BRK COMM	PS	4470010	(33.03)	0	
BRK COMM	SES	4470010	1.38	0	
BRK COMM	SETC	4470010	(79.79)	0	
BRK COMM	UBSF2	4470010	(484.75)	0	

Kentucky Power Company
Billing Revenue
April 2010

KPSC Case No. 2010-00264
Order dated August 13, 2010
Item No. 6
Page 77 of 86

Ref	Trkg Cd	Account	Revenue	KWH Metered	Realization c/KWH
BRK COMM	UECO2	4470010	(13.32)	0	
BRK COMM	WR	4470010	(6.02)	0	
Pre-2Hr	APM	4470010	(600.74)	(17,000)	3.53
Pre-2Hr	ARON	4470010	(491.81)	(15,000)	3.28
PRE-2HR	ARON	4470010	(456.22)	(10,000)	4.56
Pre-2Hr	BARC2	4470010	(103,085.55)	(2,493,000)	4.14
PRE-2HR	BPEC	4470010	23.03	1,000	2.30
Pre-2Hr	BPEC	4470010	(15,561.03)	(450,000)	3.46
Pre-2Hr	CALP	4470010	(49,112.10)	(1,330,000)	3.69
Pre-2Hr	CCG	4470010	(51,281.01)	(1,440,000)	3.56
Pre-2Hr	CNCT	4470010	(0.06)	0	
Pre-2Hr	CRDT2	4470010	(134,622.00)	(2,493,000)	5.40
Pre-2Hr	DTET	4470010	(9,165.93)	(305,000)	3.01
Pre-2Hr	EDFT2	4470010	(214,519.88)	(5,208,000)	4.12
Pre-2Hr	ENDU	4470010	(13,354.17)	(388,000)	3.44
Pre-2Hr	ENTE	4470010	(6.65)	0	
Pre-2Hr	EXGN	4470010	(328,811.74)	(7,862,000)	4.18
Pre-2Hr	HEPM	4470010	(7,174.30)	(277,000)	2.59
Pre-2Hr	IPWC2	4470010	(157,059.00)	(4,986,000)	3.15
Pre-2Hr	JPMV2	4470010	(154,517.52)	(3,712,000)	4.16
PRE-2HR	JPMV2	4470010	945.65	14,000	6.75
Pre-2Hr	KCPS	4470010	(1,994.40)	(55,000)	3.63
Pre-2Hr	LGE	4470010	(138.50)	(3,000)	4.62
PRE-2HR	MISO	4470010	153,646.18	4,675,000	3.29
Pre-2Hr	MISO	4470010	(793,339.33)	(10,839,000)	7.32
Pre-2Hr	MPM	4470010	(92,445.98)	(2,438,000)	3.79
Pre-2Hr	MSCG	4470010	(203,508.73)	(5,600,000)	3.63
Pre-2Hr	NCEM	4470010	(230,602.50)	(4,986,000)	4.63
Pre-2Hr	NRG	4470010	(99,229.27)	(2,415,000)	4.11
Pre-2Hr	PJM	4470010	(561,235.67)	(15,889,000)	3.53
Pre-2Hr	PJME2	4470010	(47.28)	0	
Pre-2Hr	PS	4470010	(761,306.80)	(14,127,000)	5.39
Pre-2Hr	REMC	4470010	(306.60)	(18,000)	1.70
PRE-2HR	SENA2	4470010	(37.27)	0	
Pre-2Hr	SETC	4470010	(360.10)	(28,000)	1.29
Pre-2Hr	SWE	4470010	(144.63)	(4,000)	3.62
Pre-2Hr	TEA	4470010	(121.19)	(3,000)	4.04
Pre-2Hr	UECO2	4470010	(159,801.30)	(4,986,000)	3.21
Pre-2Hr	WPSC	4470010	(66,302.72)	(975,000)	6.80
Pre-2Hr	WR	4470010	(5,844.70)	(166,000)	3.52
Pre-2Hr	WVPA	4470010	(252,042.30)	(7,479,000)	3.37
RESERVE	DETM	4470010	(14,348.60)	0	
	NASIA	4470010	(30,740.21)	0	
4470010					
Total			(4,365,317.10)	(96,307,000)	4.53
BKI-SYS+	BUCK	4470028	(459.71)	(23,000)	2.00
DY-2F	AECI2	4470028	120,831.46	3,559,000	3.40
DY-2F	AMPO	4470028	421.49	0	
DY-2F	ARON	4470028	2,210.98	0	
DY-2F	BARC2	4470028	691.44	0	

Kentucky Power Company
Billing Revenue
April 2010

KPSC Case No. 2010-00264
Order dated August 13, 2010
Item No. 6
Page 78 of 86

Ref	Trkg Cd	Account	Revenue	KWH Metered	Realization c/KWH
DY-2F	CRDT2	4470028	345.72	0	
DY-2F	DMEC2	4470028	79,850.39	2,160,000	3.70
DY-2F	DQPW2	4470028	493.84	0	
DY-2F	EDFT2	4470028	27.56	0	
DY-2F	IESI2	4470028	14.71	0	
DY-2F	JPMV2	4470028	1,042.58	0	
DY-2F	MECB	4470028	46.48	0	
DY-2F	NESL	4470028	6.94	0	
DY-2F	ODEC	4470028	79,850.39	2,160,000	3.70
DY-2F	PEIC	4470028	10,280.29	624,000	1.65
DY-2F	SES	4470028	1,874.79	0	
DY-2F	WGES	4470028	213,240.19	5,008,000	4.26
DY-2NF	AMPO	4470028	74,729.40	1,424,000	5.25
DY-2NF	ARON	4470028	406,038.99	11,080,000	3.66
DY-2NF	BARC2	4470028	170,188.79	3,520,000	4.83
DY-2NF	DQPW2	4470028	94,183.90	2,160,000	4.36
DY-2NF	EDFT2	4470028	4,538.16	0	
DY-2NF	IESI2	4470028	3,745.22	0	
DY-2NF	JPMV2	4470028	206,485.18	4,912,000	4.20
DY-2NF	MECB	4470028	32,477.70	1,600,000	2.03
DY-2NF	NESL	4470028	1,134.56	0	
DY-2NF	SES	4470028	15,112.81	0	
DY-F	DTET	4470028	0.11	0	
GENLOS	ENTE	4470028	5.30	0	
GENLOS	SWE	4470028	0.44	0	
GENLOS	TEA	4470028	55.20	0	
HR-NF	APM	4470028	3.57	0	
HR-NF	ENTE	4470028	207.90	4,000	5.20
HR-NF	LGE	4470028	1.80	7,000	0.03
HR-NF	MISO	4470028	6,725.00	165,000	4.08
HR-NF	SWE	4470028	3.74	0	
HR-NF	TEA	4470028	12,954.61	234,000	5.54
HR-NF	TVAM	4470028	545.43	12,000	4.55
LT-CAP	NCEM	4470028	312,339.66	10,180,000	3.07
MO-F	BPPA2	4470028	1,857.71	0	
MO-F	CPP	4470028	25,723.88	720,000	3.57
MO-F	NCEM	4470028	75,897.42	2,160,000	3.51
MO-F	TOFR2	4470028	50,609.87	1,462,000	3.46
MO-F	WPSC	4470028	151,795.51	5,040,000	3.01
OPC VAR	OPCVR	4470028	(22,911.33)	0	
PRE-2HR	BUCK	4470028	0.00	(12,000)	0.00
SO2	ECSO2	4470028	(6,166.04)	0	
	ECSO2	4470028	488.92	0	
	NASIA	4470028	0.00	0	
		4470028			
		Total	2,129,542.95	58,156,000	3.66
SO2	ECSO2	4470035	(264.12)	0	
	ECSO2	4470035	6.43	0	

Kentucky Power Company
Billing Revenue
April 2010

KPSC Case No. 2010-00264
Order dated August 13, 2010
Item No. 6
Page 79 of 86

Ref	Trkg Cd	Account	Revenue	KWH Metered	Realization c/KWH
	NASIA	4470035	0.00	0	
		4470035	107,721.40	2,976,000	3.62
		4470035			
		Total	107,463.71	2,976,000	3.61
	CLEB2	4470066	6,047.00	0	
	CPLC	4470066	0.00	0	
	DUKE2	4470066	(745.00)	0	
	ENTE	4470066	(408.00)	0	
	MISO	4470066	(5,596.00)	0	
	SWE	4470066	2.00	0	
	TVAM	4470066	(661.00)	0	
		4470066			
		Total	(1,361.00)	0	0.00
	MSUI2	4470081	(120.39)	0	
	UBSF2	4470081	627.01	0	
	UBSF2	4470081	(1,178.67)	0	
		4470081	5,300.35	0	
		4470081			
		Total	4,628.30	0	0.00
SWAPS	AMEM	4470082	9,193.67	0	
SWAPS	ARON	4470082	(322,620.48)	0	
SWAPS	BARC2	4470082	(84,576.58)	0	
SWAPS	BPAC2	4470082	10,278.14	0	
SWAPS	CCG	4470082	(101,725.60)	0	
SWAPS	CEI	4470082	(47,386.15)	0	
SWAPS	CIES	4470082	24,473.33	0	
SWAPS	CPLC	4470082	(81.78)	0	
SWAPS	CRDT2	4470082	(124,766.16)	0	
SWAPS	DPLG	4470082	(45,841.33)	0	
SWAPS	DTET	4470082	553.14	0	
SWAPS	DYPM	4470082	(44.15)	0	
SWAPS	EDFT2	4470082	19,290.15	0	
SWAPS	EMAH2	4470082	(40,137.66)	0	
SWAPS	EMMT	4470082	(24,405.01)	0	
SWAPS	ENAM	4470082	1,716.81	0	
SWAPS	ENDU	4470082	(139.73)	0	
SWAPS	EPLU	4470082	7,545.48	0	
SWAPS	EXGN	4470082	(30,475.67)	0	
SWAPS	FESC	4470082	(21,537.77)	0	
SWAPS	GRE	4470082	15,010.28	0	
SWAPS	IESI2	4470082	44,300.31	0	
SWAPS	IPWC2	4470082	48,709.77	0	

Kentucky Power Company
Billing Revenue
April 2010

KPSC Case No. 2010-00264
Order dated August 13, 2010
Item No. 6
Page 80 of 86

Ref	Trkg Cd	Account	Revenue	KWH Metered	Realization c/KWH
SWAPS	JPMV2	4470082	(57,200.82)	0	
SWAPS	MSCG	4470082	(59,222.32)	0	
SWAPS	NEXT2	4470082	77,902.39	0	
SWAPS	PEPS	4470082	1,257.06	0	
SWAPS	PS	4470082	743.73	0	
SWAPS	REMC	4470082	(121.08)	0	
SWAPS	SES	4470082	91,336.75	0	
SWAPS	SETC	4470082	52,750.18	0	
SWAPS	UECO2	4470082	183.67	0	
SWAPS	WPL	4470082	11,892.86	0	
SWAPS	WR	4470082	8.86	0	
	MSUI2	4470082	(29,161.00)	0	
	NA005	4470082	305.98	0	
	NASIA	4470082	(46,793.98)	0	
	UBSF2	4470082	145,672.55	0	
		4470082	(577,390.83)	0	
		4470082			
		Total	(1,050,502.99)	0	0.00
SPOT-ENG	PJM	4470089	(359,836.47)	0	
	NASIA	4470089	0.00	0	
		4470089			
		Total	(359,836.47)	0	0.00
AEPAUB	PJM	4470098	(70.18)	0	
AEPBCK	PJM	4470098	(7,109.11)	0	
AEPMON	PJM	4470098	(0.02)	0	
AEPSCG	PJM	4470098	89,750.15	0	
	NASIA	4470098	0.00	0	
		4470098			
		Total	82,570.84	0	0.00
AEPSCG	PJM	4470099	201,423.74	0	
PRE-2HR	PJM	4470099	(5,957.95)	0	
PRE-2HR	WPSC	4470099	13,850.00	0	
PRE-2HR	WVPA	4470099	2,770.00	0	
	BUCK	4470099	(2,110.74)	0	
	NASIA	4470099	0.00	0	
		4470099			
		Total	209,975.05	0	0.00
AEPSCG	PJM	4470100	39,317.59	0	

Kentucky Power Company
Billing Revenue
April 2010

KPSC Case No. 2010-00264
Order dated August 13, 2010
Item No. 6
Page 81 of 86

Ref	Trkg Cd	Account	Revenue	KWH Metered	Realization c/KWH
	NASIA	4470100	0.00	0	
		4470100			
		Total	39,317.59	0	0.00
SPOT-ENG	PJM	4470103	1,975,157.42	44,499,000	4.44
	NASIA	4470103	0.00	0	
		4470103			
		Total	1,975,157.42	44,499,000	4.44
AEPCSG	PJM	4470106	(185.16)	0	
		4470106			
		Total	(185.16)	0	0.00
AEPAUB	PJM	4470107	109.97	0	
AEPCSG	PJM	4470107	1,393.41	0	
	PJM	4470107	(1,296.03)	0	
		4470107			
		Total	207.35	0	0.00
AEPCSG	PJM	4470109	(21,132.47)	0	
		4470109			
		Total	(21,132.47)	0	0.00
AEPCSG	PJM	4470110	(94.56)	0	
	PJM	4470110	(870.50)	0	
		4470110			
		Total	(965.06)	0	0.00
PRE-2HR	MISO	4470112	1,492.22	33,000	4.52
PRE-2HR	NCEM	4470112	173,663.49	4,980,000	3.49
PRE-2HR	SPSA2	4470112	967.06	0	
PRE-2HR	TOFR2	4470112	(220.86)	0	
	CDOW	4470112	14,555.38	0	
	NASIA	4470112	0.00	0	

Kentucky Power Company
Billing Revenue
April 2010

KPSC Case No. 2010-00264
Order dated August 13, 2010
Item No. 6
Page 82 of 86

Ref	Trkg Cd	Account	Revenue	KWH Metered	Realization c/KWH
		4470112			
		Total	190,457.29	5,013,000	3.80
AEPAUB	PJM	4470115	0.03	0	
AEPBCK	PJM	4470115	(945.49)	0	
AEPSCG	PJM	4470115	149.96	0	
	NASIA	4470115	0.00	0	
		4470115			
		Total	(795.50)	0	0.00
	NASIA	4470124	0.00	0	
	PJM	4470124	255.57	0	
		4470124			
		Total	255.57	0	0.00
AEPBCK	PJM	4470126	60,608.47	0	
AEPSCG	PJM	4470126	(39,213.85)	0	
AEPSCT	PJM	4470126	4,595.73	0	
	PJM	4470126	6,576.21	0	
		4470126			
		Total	32,566.56	0	0.00
AEP-POOL		4470128	3,267,934.00	124,424,000	2.63
	NASIA	4470128	0.00	0	
		4470128			
		Total	3,267,934.00	124,424,000	2.63
PRE-2HR	MISO	4470131	(1,297.55)	(33,000)	3.93
PRE-2HR	PJM	4470131	(0.20)	0	
		4470131			
		Total	(1,297.75)	(33,000)	3.93
BRK COMM	UBSF2	4470143	(1.11)	0	
PRE-2HR	BARC2	4470143	16,361.01	0	
PRE-2HR	BUCK	4470143	(548.02)	0	
PRE-2HR	CCG	4470143	1,181.68	0	
	BUCK	4470143	58,862.50	0	

Kentucky Power Company
Billing Revenue
April 2010

KPSC Case No. 2010-00264
Order dated August 13, 2010
Item No. 6
Page 83 of 86

Ref	Trkg Cd	Account	Revenue	KWH Metered	Realization c/KWH
	UBSF2	4470143	532.19	0	
		4470143			
		Total	76,388.25	0	0.00
	NASIA	4470144	(231.00)	0	
		4470144			
		Total	(231.00)	0	0.00
PRE-2HR	MISO	4470167	(791.94)	0	
		4470167			
		Total	(791.94)	0	0.00
	UBS	4470168	(12,047.27)	0	
		4470168			
		Total	(12,047.27)	0	0.00
AEPSCG	PJM	4470169	8,830.50	0	
		4470169			
		Total	8,830.50	0	0.00
PRE-2HR	AECI2	4470170	3,809.97	58,000	6.57
PRE-2HR	FESC	4470170	641,615.86	10,890,000	5.89
PRE-2HR	PEPW	4470170	105,041.27	946,000	11.10
PRE-2HR	PNPR	4470170	30,952.31	422,000	7.33
PRE-2HR	PPLT2	4470170	70,441.21	951,000	7.41
	NASIA	4470170	0.00	0	
		4470170			
		Total	851,860.62	13,267,000	6.42
AEPBCK	PJM	4470174	22,844.57	0	
	NASIA	4470174	0.00	0	
		4470174			
		Total	22,844.57	0	0.00

Kentucky Power Company
Billing Revenue
April 2010

KPSC Case No. 2010-00264
Order dated August 13, 2010
Item No. 6
Page 84 of 86

Ref	Trkg Cd	Account	Revenue	KWH Metered	Realization c/KWH
	NASIA	4470175	(1,458,633.68)	0	
		4470175			
		Total	(1,458,633.68)	0	0.00
	NASIA	4470176	1,458,633.68	0	
		4470176			
		Total	1,458,633.68	0	0.00
AEPBCK	PJM	4470206	(23.54)	0	
AEPSCG	PJM	4470206	33,205.77	0	
	BUCK	4470206	23.54	0	
	NASIA	4470206	0.00	0	
		4470206			
		Total	33,205.77	0	0.00
AEPBCK	PJM	4470209	68,309.14	0	
AEPSCG	PJM	4470209	(134,523.03)	0	
	NASIA	4470209	0.00	0	
		4470209			
		Total	(66,213.89)	0	0.00
AEPSCG	PJM	4470214	1,476.24	0	
		4470214			
		Total	1,476.24	0	0.00
AEPAUB	PJM	5550039	3.15	0	
AEPSCG	PJM	5550039	617.59	0	
	PJM	5550039	189.83	0	
		5550039			
		Total	810.57	0	0.00
BRK COMM	AMEM	5550099	(1.66)	0	
BRK COMM	BPAC2	5550099	(6.93)	0	
BRK COMM	CIES	5550099	(2.03)	0	
BRK COMM	ENDU	5550099	(6.09)	0	

Ref	Trkg Cd	Account	Revenue	KWH Metered	Realization c/KWH
BRK COMM	EXGN	5550099	(3.37)	0	
BRK COMM	PS	5550099	(4.06)	0	
BRK COMM	UBSF2	5550099	(18.97)	0	
BRK COMM	UECO2	5550099	(18.70)	0	
Pre-2Hr	AMEM	5550099	30.02	0	
PRE-2HR	ARON	5550099	(53,516.40)	(1,280,000)	4.18
Pre-2Hr	BPAC2	5550099	4,706.26	0	
Pre-2Hr	CIES	5550099	(542.99)	0	
Pre-2Hr	ENDU	5550099	(1,620.10)	0	
PRE-2HR	EXGN	5550099	61.17	0	
Pre-2Hr	EXGN	5550099	36.77	0	
PRE-2HR	JPMV2	5550099	(0.26)	0	
Pre-2Hr	JPMV2	5550099	(3,032.69)	0	
PRE-2HR	MISO	5550099	(374,627.74)	(11,777,000)	3.18
Pre-2Hr	MISO	5550099	17,952.89	524,000	3.43
PRE-2HR	PJM	5550099	(79,781.89)	(1,953,000)	4.09
PRE-2HR	PJME2	5550099	(14.62)	0	
Pre-2Hr	PS	5550099	(272.12)	0	
PRE-2HR	SES	5550099	(30.45)	0	
PRE-2HR	UECO2	5550099	(60.37)	0	
Pre-2Hr	UECO2	5550099	(424.02)	0	
	MISO	5550099	(39,848.00)	0	
	MPM	5550099	(4,797.64)	0	
	MSUI2	5550099	(1,167.76)	0	
	NASIA	5550099	164,703.84	0	
	UBSF2	5550099	(99,261.15)	0	
5550099					
Total			(471,569.06)	(14,486,000)	3.26
PRE-2HR	EXGN	5550100	(2,332.50)	0	
PRE-2HR	JPMV2	5550100	(323.51)	0	
PRE-2HR	MPM	5550100	(2,940.69)	0	
PRE-2HR	PJM	5550100	(37,846.93)	0	
PRE-2HR	UECO2	5550100	(1,132.28)	0	
PRE-2HR	WVPA	5550100	(4,960.46)	0	
PRE-2HR		5550100	0.00	0	
5550100					
Total			(49,536.37)	0	0.00
PRE-2HR	CNCT	5550107	(2,908.44)	0	
PRE-2HR	EXGN	5550107	(663.26)	0	
PRE-2HR	JPMV2	5550107	(91.99)	0	
PRE-2HR	MPM	5550107	(836.20)	0	
PRE-2HR	PJM	5550107	(217,620.13)	0	
PRE-2HR	TOFR2	5550107	(16,585.54)	0	
PRE-2HR	UECO2	5550107	(321.97)	0	
PRE-2HR	WVPA	5550107	(1,410.54)	0	

Kentucky Power Company
Billing Revenue
April 2010

KPSC Case No. 2010-00264
Order dated August 13, 2010
Item No. 6
Page 86 of 86

Ref	Trkg Cd	Account	Revenue	KWH Metered	Realization c/KWH
		5550107			
		Total	(240,438.07)	0	0.00
			-----	-----	-----
AEPAUB	PJM	5614000	(50.31)	0	
AEPMON	PJM	5614000	(2.44)	0	
AEPCSG	PJM	5614000	116.09	0	
	PJM	5614000	(7,596.83)	0	
			-----	-----	-----
		5614000			
		Total	(7,533.49)	0	0.00
			-----	-----	-----
AEPAUB	PJM	5618000	(1.03)	0	
AEPCSG	PJM	5618000	0.87	0	
	PJM	5618000	(1,835.10)	0	
			-----	-----	-----
		5618000			
		Total	(1,835.26)	0	0.00
			-----	-----	-----
AEPAUB	PJM	5757000	(11.28)	0	
AEPCSG	PJM	5757000	2.41	0	
	PJM	5757000	(8,906.09)	0	
			-----	-----	-----
		5757000			
		Total	(8,914.96)	0	0.00
			-----	-----	-----
		Total			
		April			
		2010	8,073,162.97	227,570,000	
			=====	=====	

Kentucky Power Company

REQUEST

List Kentucky Power's scheduled, actual, and forced outages between November 1, 2009 and April 30, 2010.

RESPONSE

Please see attachment.

WITNESS: Aaron M Sink

Kentucky Power Company

REQUEST

List all existing fuel contracts categorized as long-term (i.e., one year or more in length). Provide the following information for each contract:

- a. Supplier's name and address;
- b. Name and location of production facility;
- c. Date when contract was executed;
- d. Duration of contract;
- e. Date(s) of each contract revision, modification or amendment;
- f. Annual tonnage requirements;
- g. Actual annual tonnage received since the contract's inception;
- h. Percentage of annual requirements received during the contract's term;
- i. Base price in dollars per ton;
- j. Total amount of price escalations to date in dollars per ton; and
- k. Current price paid for coal under the contract in dollars per ton (i + j)

RESPONSE

Attached is a list of all existing fuel contracts categorized as long-term. Items a. through k. above are included in the attachment.

Please see the attached pages.

WITNESS: Kimberly K. Chilcote

This response is provided for the time period of November 1, 2009 through April 20, 2010, and lists all pertinent fuel contract information requested. Please note that all contracts are fixed price and do not escalate based on price indices. The response to 'i' reflects the original price of the contract when first executed. The response to 'k' is the price of the contract at the end of the review period.

ARGUS ENERGY, LLC (Contract No. 07-903)

- a. Argus Energy LLC, P.O. Box 416, Kenova, WV 25530
- b. Bear Branch Mine in Lawrence County, KY and Kiah Creek Mine in Wayne County, WV
- c. January 1, 2007
- d. January 1, 2007 - December 31, 2011
- e. None
- f. 240,000 tons in 2007 through 2008; 203,200 tons in 2009; 120,000 tons in 2010 and 2011

g&h. Year	Tons Received	Percent of Annual Requirements
2007	237,748*	99%
2008	179,240	75%
2009	210,426	104%
2010	92,430	231%**

- i. \$51.75 FOB Plant.
- j. None
- k. \$56.00 FOB Plant.

* Includes deliveries to synfuel processing.
 **Based on requirements through April 2010

BEECH FORK PROCESSING (Contract No. 07-904)

- a. Beech Fork Processing, Inc., P.O. Box 190, Lovely, KY 41231
- b. Bear Branch Mine in Lawrence County, KY and Kiah Creek Mine in Wayne County, WV
- c. June 13, 2008
- d. January 1, 2008 - December 31, 2010
- e. None
- f. 120,000 tons in 2008; 240,000 tons in 2009 and 2010

g&h. Year	Tons Received	Percent of Annual Requirements
2008	56,488	47%
2009	306,533	128%
2010	86,321	108%**

- i. \$49.00 FOB Plant; \$51.00 FOB Barge
- j. None
- k. \$52.50 FOB Plant; \$53.25 FOB Barge

**Based on requirements through April 2010

BEECH FORK PROCESSING (Contract No. 08-901)

- a. Beech Fork Processing, Inc., P.O. Box 190, Lovely, KY 41231
- b. Bear Branch Mine in Lawrence County, KY
- c. June 13, 2008
- d. October 1, 2008 – March 31, 2012
- e. None
- f. 180,000 tons in 2008; 450,000 tons in 2009; 360,000 tons in 2010 and 2011; 90,000 tons in 2012

g&h.	<u>Year</u>	<u>Tons Received</u>	<u>Percent of Annual Requirements</u>
	2008	0	0%
	2009	630,502	140%
	2010	122,415	102%**

- i. \$82.00 FOB Plant.
- j. None
- k. \$74.00 FOB Plant.

**Based on requirements through April 2010

ICG, LLC (Contract No. 07-901)

- a. ICG LLC, 300 Corporate Centre Drive Scott Depot, WV 25560
- b. Supreme Energy, Raven Mine, and Hazard Mine in Knott County, KY
- c. January 2, 2007
- d. January 2, 2007 - December 31, 2011
- e. None
- f. 120,000 tons in 2007; 240,000 per year in 2008 through 2011

g&h.	<u>Year</u>	<u>Tons Received</u>	<u>Percent of Annual Requirements</u>
	2007	117,544	98%
	2008	196,336	82%
	2009	278,479	116%
	2010	81,873	102%**

- i. \$48.00 FOB Railcar.
- j. None
- k. \$52.75 FOB Railcar.

**Based on requirements through April 2010

INR - WV (Contract No. 08-900)

- a. INR – WV Operating, LLC, 1700 Bayberry Court, Suite 201, Richmond, VA 23226
 - b. Toney’s Fork Mine in Logan county, WV and other mines operated by the seller or its affiliates in Logan, Boone, or Wyoming County, WV
 - c. February 27, 2008
 - d. May 1, 2008 – December 31, 2012
 - e. None
 - f. 240,000 tons from May 1, 2008 through December 31,2008; 465,000 tons in 2009 and 360,000 tons per year in 2010 through 2012.
- | g&h. | <u>Year</u> | <u>Tons Received</u> | <u>Percent of Annual Requirements</u> |
|------|-------------|----------------------|---------------------------------------|
| | 2008 | 135,564 | 56% |
| | 2009 | 426,069 | 92% |
| | 2010 | 176,621 | 147%** |
- i. \$70.00 FOB Railcar
 - j. None
 - k. \$72.00 FOB Railcar

**Based on requirements through April 2010

MC MINING, LLC (Contract No. 07-908)

- a. MC Mining, LLC, 1717 South Boulder Ave, Suite 400, Tulsa, Oklahoma 74119
 - b. MC Mining Mine in Pike County, KY
 - c. December 28, 2007
 - d. January 1, 2008 - December 31, 2009
 - e. None
 - f. 120,000 tons in 2008; 240,000 per year in 2009
- | g&h. | <u>Year</u> | <u>Tons Received</u> | <u>Percent of Annual Requirements</u> |
|------|-------------|----------------------|---------------------------------------|
| | 2008 | 120,685 | 101% |
| | 2009 | 231,867 | 97% |
- i. \$50.00 FOB Railcar.
 - j. None
 - k. N/A- Contract Expired

RHINO ENERGY, LLC (Contract No. 07-909)

- a. Rhino Energy LLC, 3120 Wall Street, Suite 310, Lexington, KY 40513
 - b. Mine 25, 25A, 28, 30, Dorton E3, Damco #2, Mine 23A, Rob Fork Contour, 3 Mile, Marion Branch, Bevins Branch, and Island Creek in Pike County and Floyd County, KY
 - c. January 7, 2008
 - d. January 1, 2008 - December 31, 2009
 - e. None
 - f. 120,000 tons per year in 2008 through 2009
- | g&h. | <u>Year</u> | <u>Tons Received</u> | <u>Percent of Annual Requirements</u> |
|------|-------------|----------------------|---------------------------------------|
| | 2008 | 101,973 | 85% |
| | 2009 | 134,759 | 112% |
- i. \$47.50 FOB Railcar.
 - j. None
 - k. N/A- Contract Expired

TRINITY COAL MARKETING, LLC (Contract No. 07-900)

- a. Trinity Coal Marketing LLC , 4978 Teays Valley Road, Scott Depot, WV 25560
 - b. Levisa Fork Mine in Floyd County, KY; Bear Fork Mine in Pike County, KY; Little Elk Mine in Breathitt, Knott, and Perry Counties, KY; Falcon Resources Mine in Boone County, WV
 - c. February 27, 2007
 - d. January 1, 2007 – December 31, 2010
 - e. None
 - f. 120,000 tons in 2007; 240,000 per year in 2008; 200,000 per year in 2009; 240,000 per year in 2010
- | g&h. | <u>Year</u> | <u>Tons Received</u> | <u>Percent of Annual Requirements</u> |
|------|-------------|----------------------|---------------------------------------|
| | 2007 | 119,819 | 100% |
| | 2008 | 184,793 | 77% |
| | 2009 | 193,924 | 97% |
| | 2010 | 133,405 | 167%** |
- i. \$45.95 FOB Railcar; \$52.00 FOB Truck; \$55.50 Barge
 - j. None
 - k. \$47.95 FOB Railcar; \$54.00 FOB Truck; \$57.50 Barge

**Based on requirements through April 2010

TRINITY COAL MARKETING, LLC (Contract No. 07-905)

- a. Trinity Coal Marketing LLC , 4978 Teays Valley Road, Scott Depot, WV 25560
 - b. Prater Branch Mine in Floyd County, KY and Boone County WV; Falcon Resources Mine in Boone County, WV
 - c. November 6, 2007
 - d. January 1, 2008 – December 31, 2012
 - e. None
 - f. 120,000 per year in 2008; 200,000 per year in 2009; 240,000 per year in 2010
 - g&h.

<u>Year</u>	<u>Tons Received</u>	<u>Percent of Annual Requirements</u>
2008	71,253	59%
2009	191,900	96%
2010	122,237	153%**
 - i. \$47.00 FOB Railcar; \$53.00 FOB Truck; \$56.00 Barge
 - j. None
 - k. \$50.50 FOB Railcar; \$56.50 FOB Plant (Truck); \$60.00 Barge
- **Based on requirements through April 2010

Kentucky Power Company

REQUEST

- a. State whether Kentucky Power regularly compares the price of its coal purchases with those paid by other electric utilities.
- b. If yes, state:
 - (1) How Kentucky Power's prices compare with those of other utilities for review period; and
 - (2) the utilities that are included in this comparison and their locations.

RESPONSE

- a. No. However, Kentucky Power Company has compared its delivered coal costs with those of other Kentucky jurisdictional utilities for this case. This analysis was conducted using Ventyx's Velocity Suite service, which utilizes EIA 923 filing data.
- b. (1) During the period from November 2009 through April 2010, Kentucky Power's cost for tons purchased on a cents per million BTU basis was the highest of the five reporting utilities. Refer to the table below for details.
 - (2) Louisville Gas & Electric, Kentucky Utilities, East Kentucky Power Coop, Duke Energy Kentucky, and Kentucky Power Company all operate in the State of Kentucky.

Plant Operator Name	Average Delivered Fuel Price Cents/mmBtu
Kentucky Power Co	261.57
East Kentucky Power Coop	244.67
Kentucky Utilities Co	238.18
Duke Energy Kentucky	220.29
Louisville Gas & Electric Co	188.51

WITNESS: Kimberly K Chilcote

Kentucky Power Company

REQUEST

State the percentage of Kentucky Power's coal, as of the date of this Order, that is delivered by:

- a. Rail;
- b. Truck; or
- c. Barge.

RESPONSE

a. & b. From November 1, 2009 through August 13, 2010, 61% of Kentucky Power's coal was delivered by rail and 39% was delivered by truck.

c. N/A

WITNESS: Kimberly K Chilcote

Kentucky Power Company

REQUEST

- a. State Kentucky Power's coal inventory level in tons and in number of days' supply as of April 30, 2010. Provide this information by generating station and in the aggregate.
 - b. Describe the criteria used to determine number of days' supply.
 - c. Compare Kentucky Power's coal inventory as of April 30, 2010 to its inventory target for that date.
 - d. If actual coal inventory exceeds inventory target by 10 days' supply, state the reasons for excessive inventory.
 - e. State whether Kentucky Power expects any significant changes in its current coal inventory target within the next 12 months.
- (2) If yes, state the expected change and the reasons for this change.

RESPONSE

- a. As of April 30, 2010, Kentucky Power's actual coal inventory level was 409,976 tons, or 40 days of supply.
- b. Days supply is determined by dividing the tons of coal in storage by the full load burn rate (tons per day).

$$\frac{409,976 \text{ tons in storage as of 4/30/2010}}{10,300 \text{ (full load burn rate - tons/day)}} = 40 \text{ days}$$

- c. As of April 30, 2010, Kentucky Power Company's coal inventory was 10 days over its target.
- d. The 10 day over target amount at the end of April is largely due to a decrease in demand in 2009 and Kentucky Power's obligation to accept coal from its vendors per the term of the contracts.
- e. No.

WITNESS: Kimberly K. Chilcote

Kentucky Power Company

REQUEST

- a. State whether Kentucky Power has audited any of its coal contracts during the period from November 1, 2009 through April 30, 2010.
- b. If yes, for each audited contract:
 - (1) Identify the contract;
 - (2) Identify the auditor;
 - (3) State the results of the audit; and
 - (4) Describe the actions that Kentucky Power took as a result of the audit.

RESPONSE

- a. Kentucky Power did not audit any coal contracts during the period under review.
- b. N/A

WITNESS: Kimberly K Chilcote

Kentucky Power Company

REQUEST

- a. State whether Kentucky Power has received any customer complaints regarding its FAC during the period from November 1, 2009 through April 30, 2010.
- b. If yes, for each complaint, state:
 - (1) The nature of the complaint; and
 - (2) Kentucky Power's response.

RESPONSE

Kentucky Power has received no customer complaints regarding its FAC from November 1, 2009 through April 30, 2010.

WITNESS: Ranie K. Wohnhas

Kentucky Power Company

REQUEST

- a. State whether Kentucky Power is currently involved in any litigation with its current or former coal suppliers.
- b. If yes, for each litigation:
 - (1) Identify the coal supplier;
 - (2) Identify the coal contract involved;
 - (3) State the potential liability or recovery to Kentucky Power;
 - (4) List the issues presented; and
 - (5) Provide a copy of the complaint or other legal pleading that initiated the litigation and any answers or counterclaims. If a copy has previously been filed with the Commission, provide the date on which it was filed and the case in which it was filed.
- c. State the current status of all litigation with coal suppliers.

RESPONSE

- a. Kentucky Power is not currently involved in any such litigation.
- b. N/A
- c. N/A

WITNESS: Kimberly K Chilcote

Kentucky Power Company

REQUEST

- a. During the period from November 1, 2009 through April 30, 2010, have there been any changes to Kentucky Power's written policies and procedures regarding its fuel procurement?
- b. If yes:
 - (1) Describe the changes;
 - (2) Provide the written policies and procedures as changed;
 - (3) State the date(s) the changes were made; and
 - (4) Explain why the changes were made.

RESPONSE

- a. There have been no changes to AEP's Coal Procurement Policy.
- b. N/A

WITNESS: Kimberly K Chilcote

Kentucky Power Company

REQUEST

- a. State whether Kentucky Power is aware of any violations of its policies and procedures regarding fuel procurement that occurred prior to or during the period from November 1, 2009 through April 30, 2010.
- b. If yes, for each violation:
 - (1) Describe the violation;
 - (2) Describe the action(s) that Kentucky Power took upon discovering the violation; and
 - (3) Identify the person(s) who committed the violation.

RESPONSE

- a. No.
- b. N/A

WITNESS: Kimberly K Chilcote

Kentucky Power Company

REQUEST

Identify and explain the reasons for all changes that occurred during the period from November 1, 2009 through April 30, 2010 in the organizational structure and personnel of the departments or divisions that are responsible for Kentucky Power's fuel procurement activities.

RESPONSE

There were no changes to the organizational structure or personnel of the departments or divisions responsible for Kentucky Power's fuel procurement activities during the review period, November 1, 2009 through April 30, 2010.

WITNESS: Kimberly K. Chilcote

Kentucky Power Company

REQUEST

- a. Identify all changes that Kentucky Power has made during the period under review period under review to its maintenance and operation practices that also affect fuel usage at Kentucky Power's generation facilities.
- b. Describe the impact of these changes on Kentucky Power's fuel usage.

RESPONSE

During the review period, no changes have been made to maintenance and operation practices that will affect fuel usage.

WITNESS: Aaron M Sink

Kentucky Power Company

REQUEST

List each written coal supply solicitation issued during the period from November 1, 2009 through April 30, 2010.

- a. For each solicitation, provide the date of the solicitation, the type of solicitation (contract or spot), the quantities solicited, a general description of the quality of coal solicited, the time period over which deliveries were requested, and the generating unit(s) for which the coal was intended.
- b. For each solicitation, state the number of vendors to whom the solicitation was sent, the number of vendors who responded, and the selected vendor. Provide the bid tabulation sheet or corresponding document that ranked the proposals. (This document should identify all vendors who made offers.) State the reasons for each selection.


RESPONSE

There was one written coal solicitation from November 1, 2009 to April 30, 2010 with suitable coal for Kentucky Power.

- a. An AEP System solicitation was issued for both term and spot purchases on March 18, 2010 for compliance coal to be delivered by Rail, Barge or truck (if going to Big Sandy) with quantities up to 150,000 tons of coal per month, commencing as early as July 2010, with coal quality appropriate for the Big Sandy Plant. This document is included with Attachment 19a.
- b. The March 18, 2010 AEP System solicitation was sent to 44 vendors. A total of 36 vendors responded, with 13 providing bids suitable for the Big Sandy plant. Refer to Confidential Attachment 19b regarding these completed solicitations. Confidential protection of this attachment has been requested in the form of a Motion for Confidential Treatment.

American Electric Power Service Corporation (AEPSC), on behalf of Kentucky Power, has awarded a three year agreement to Rhino Energy and is extending its current agreement with Argus-Beechfork. As demonstrated in Attachment 19b, these suppliers provided revised pricing which made them the lowest cost provider of those suppliers with eligible and available coal.

WITNESS: Kimberly K Chilcote



AEP: America's Energy Partner®

March 18, 2010

INTRODUCTION

The Fuel, Emissions and Logistics group, on behalf of American Electric Power Service Corporation (AEPSC), is seeking proposals for the supply of coal to one or more power plants. AEPSC may enter into one or more agreements, each for the supply of up to 150,000 tons of coal per month, delivered by rail or barge, commencing as early as July 2010.

The solicitation seeks coal that meets the specifications on the attached "Coal Specifications." All proposals will have specifically negotiated terms and conditions, but will mirror those included in this solicitation as close as practicable.

AEPSC is seeking a proposal that provides for spot coal beginning July 2010 and ending December 2010 as well as January through December 2011. AEPSC is also seeking a proposal that provides term coal beginning in January 2011 extending three to five years. Additionally, AEPSC is in preparation for conducting one or more test burns of Illinois Basin (ILB) coal prior to December 2010. Contingent upon the results of these tests, AEPSC may elect to procure ILB during the periods noted above.

Each valid proposal should include:

- The Seller's and Producer's name(s);
- The location of the mine;
- The mine type (surface or underground) ;
- The seam of coal being mined;
- The mine district;
- The quality of the coal, inclusive of suspension/rejection limits;
- The coal preparation (washed, crushed run-of-mine, etc.);
- The tons proposed for delivery each month;
- The stated price per ton;
- The commencement date and months of delivery;
- MSHA ID #'s, Environmental Permits, and the intended method of mining (mountain top removal, contour, or deep)

To access the blank Spot PO form, hold
DOUBLE click on the link below:



Proposals for rail-delivered coal will require: the rail origin station; the OPSL number; the number of railcars per shipment; the maximum loadout time; and the station's ability to apply freeze control agent(s) and the listing of the agents.

COAL PROPOSAL PACKAGE

A "Spot Coal Proposal Form" if applicable, or a "Term Coal Proposal Form" and a "Rail Transportation Facilities Information" sheet, if applicable, or a "Barge Transportation Facilities Information" sheet, if applicable, shall comprise a "Coal Proposal Package." Copies of these forms are contained herein. In order to ensure that proposals are responsive to AEPSC's needs, and that they provide a uniform basis for evaluation, any entity providing offers are required to complete a "Coal Proposal Package" for each submitted offer. Typical coal analyses, including the Proximate, Ultimate, Trace Element and Mineral

Ash Analyses, Grindability Index, and Ash Fusion Temperatures, shall be submitted with the attached "Coal Proposal Package."

BID SUBMITTAL

The "Coal Proposal Package(s)," which should be signed by a person having proper authority to legally obligate the offering company, provided along with any additional supporting materials, must be received no later than 5:00 p.m., **WEDNESDAY, MARCH 31, 2010**. Proposals are to be kept open for AEPSC's acceptance until 5:00 p.m., **WEDNESDAY, APRIL 21, 2010**. All proposals are to be submitted by e-mail to coalrfp@aep.com, or by fax to (614) 583-1619 (Attention: Todd Adkins), or delivered in an envelope marked "AEPSC RFP - COAL PROPOSAL" and are to be addressed as follows:

AEPSC RFP – COAL PROPOSAL
ATTN: TODD ADKINS, MANAGER, EASTERN FUEL PROCUREMENT
AMERICAN ELECTRIC POWER SERVICE CORP.
155 W. NATIONWIDE BLVD.
SUITE 500
COLUMBUS, OH 43215

If you do not wish to submit a proposal in response to this solicitation, please complete and return the attached "Decline To Offer" form on or before MARCH 31, 2010.

BID EVALUATION

Proposals will be evaluated based upon the following factors:

- 1) Delivered cost (cents per million Btu);
- 2) Coal quality with appropriate price adjustments for guaranteed percent ash and pounds SO₂ per million Btu based on the relevant SO₂ emissions allowances, inclusive of rejection limits;
- 3) Reliability of supply and transportation flexibility;
- 4) Terms and Conditions;

AEPSC reserves the right to modify or withdraw this invitation, to reject any or all proposals, and to terminate any subsequent negotiations at any time. AEPSC also reserves the right to accept one or more proposal(s) for a portion or for all of the quantities of coal it seeks to acquire with this invitation.

AEPSC will consider every submitted offer on a confidential basis.

Those submitting proposals shall be responsible for the completeness and accuracy of all information contained in and used in preparation of its proposal(s) and for having supplied all necessary information.

All bid proposals shall be submitted by the Bidders at their sole cost and expense.

Should further information be required, please contact Todd Adkins at (614) 583-7452 or Denzil Welsh at (614) 583-7501.

Very truly yours,

James D. Henry
Vice President – Eastern Fuel Procurement
On behalf of American Electric Power Service Corporation

COAL SPECIFICATIONS

Specification "A" (CSX Rail or NS Rail):

	Contract	Half-Month	Daily/Lot Suspension/Reject
Calorific Value (Btu/lb)	12,500	12,350	< 12,200
Moisture (%)	10.00	10.00	> 10.00
Ash (%)	12.00	12.50	> 12.50
Sulfur Dioxide (lbs SO ₂ /mmBtu)	1.60	1.60	> 1.60

Specification "B" (CSX Rail or Barge):

	Contract	Half-Month	Daily/Lot Suspension/Reject
Calorific Value (Btu/lb)	13,000	12,800	< 12,700
Moisture (%)	7.00	8.00	> 9.50
Ash (%)	7.00	8.00	> 9.00
Sulfur Dioxide (lbs SO ₂ /mmBtu)	2.60	2.80	> 3.05

Specification "C" (NS Rail or Barge):

	Contract	Half-Month	Daily/Lot Suspension/Reject
Calorific Value (Btu/lb)	12,500	N/A	< 12,200
Moisture (%)	7.00	8.00	> 10.00
Ash (%)	12.00	12.50	> 12.50
Sulfur Dioxide (lbs SO ₂ /mmBtu)	1.05	1.05	> 1.05
Volatile Matter (%)	30.00	N/A	< 27.00
Hardgrove Grindability	50	N/A	< 48
Ash Fusion Temp. (H=½W)	2700	N/A	< 2450

Specification "D" (NS Rail):

	Contract	Half-Month	Daily/Lot Suspension/Reject
Calorific Value (Btu/lb)	12,700	N/A	< 12,300
Moisture (%)	7.00	8.00	> 10.00
Ash (%)	10.00	11.00	> 12.00
Sulfur Dioxide (lbs SO ₂ /mmBtu)	1.60	1.60	> 1.65
Volatile Matter (%)	30.00	N/A	< 27.00
Hardgrove Grindability	60	N/A	< 55
Ash Fusion Temp. (H=½W)	2700	N/A	< 2650

Specification "E" (Barge):

	Contract	Half-Month	Daily/Lot Suspension/Reject
Calorific Value (Btu/lb)	12,000	11,900	< 11,800
Moisture (%)	10.00	10.00	> 10.00
Ash (%)	13.00	13.50	> 13.50
Sulfur Dioxide (lbs SO ₂ /mmBtu)	<1.60	1.60	> 1.60

Specification "F" (CSX Rail or Barge):

	Contract	Half-Month	Daily/Lot Suspension/Reject
Calorific Value (Btu/lb)	12,500	12,350	< 12,200
Moisture (%)	10.00	10.00	> 10.00
Ash (%)	9.00	10.00	> 11.00
Sulfur Dioxide (lbs SO ₂ /mmBtu)	5.25	5.50	> 6.00

Specification "G" (Big Sandy Plant via Truck):

	Contract	Half-Month	Daily/Lot Suspension/Reject
Calorific Value (Btu/lb)	12,000	11,900	< 11,800
Moisture (%)	10.00	10.00	> 10.00
Ash (%)	12.00	12.00	> 12.50
Sulfur Dioxide (lbs SO ₂ /mmBtu)	1.60	1.60	> 1.75

Specification "H" (ILB - Barge):

	Contract	Half-Month	Daily/Lot Suspension/Reject
Calorific Value (Btu/lb)	11,500	11,400	< 11,400
Moisture (%)	12.00	12.00	> 12.50
Ash (%)	8.00	8.00	> 9.00
Sulfur Dioxide (lbs SO ₂ /mmBtu)	5.50	5.50	> 6.00
Chlorine (%)	0.18	0.18	> 0.18

Specification "I" (ILB - Barge):

	Contract	Half-Month	Daily/Lot Suspension/Reject
Calorific Value (Btu/lb)	11,200	11,200	< 11,150
Moisture (%)	12.00	12.00	> 12.50
Ash (%)	8.00	8.00	> 9.00
Sulfur Dioxide (lbs SO ₂ /mmBtu)	4.50	5.50	> 6.00
Chlorine (%)	0.18	0.18	> 0.18

Specification "J" (PRB):

	Contract	Half-Month	Daily/Lot Suspension/Reject
Calorific Value (Btu/lb)	8,800	8,800	< 8,500
Moisture (%)	27.00	27.00	> 31.00
Ash (%)	5.00	7.00	> 7.50
Sulfur Dioxide (lbs SO ₂ /mmBtu)	0.80	0.90	> 1.00
Sodium Oxide (%As-Ignited)	1.00	1.00	> 1.00

The above contractual specifications may not exactly match one or more of the coal types a prospective supplier may have, but should be included in the one that most closely fits such specification.

SPOT COAL PROPOSAL FORM

Details concerning the supply of coal being offered herein to the American Electric Power Service Corporation (AEPSC) are provided below:

1. Seller: (If Seller is a Sales Agent, include full names, addresses, and telephone numbers of Sales Agent and Producer and attach Producer's signed authorization for Sales Agent to "exclusively" make an offer on behalf of Producer.)

(a) Seller: _____	(b) Producer: _____
_____	_____
_____	_____
_____	_____
_____	_____

2. Name(s) and location(s) of mine(s):

3. Quantity offered (tons per month):

4. Term

(# years, beginning July, 2010; the actual length of Term shall be designated by AEPSC in the event of its acceptance of offer. Seller is to specify the earliest month coal is available).

5. Bidder's Shipping Point:

Rail Deliveries (minimum 90 cars)

Shipping Point(s):

Origin Station: _____

OPSL No. (Defined in OPSL 6000R): _____

No. of railcars/shipment* (≥15): _____

Maximum Loadout Time:

24 hrs. <input type="checkbox"/>	4 hrs. <input type="checkbox"/>
----------------------------------	---------------------------------

Barge Deliveries

Shipping Point(s): Dock: _____
 River: _____
 Milepost: _____

6. Pricing (\$/short ton) FOB Rail: _____
 FOB Barge: _____

7. Type of Mine(s):
 Surface _____ %
 Underground _____ %

8. Mine District: _____

9. Name of Seam(s): _____

10. Preparation:
 Crushed, run-of-mine _____ %
 Washed _____ %

11. Comments:

12. Guaranteed "Spot" coal specifications "As-Received":

The quality of coal being offered herein is intended to meet one of the following specifications as stated on the Coal Specifications:

Product A Product B Product C Product D Product E
 Product F Product G Product H Product I Product J

Table 1					
Parameter	Contracted Monthly Weighted Average	Suspension *		Rejection Applicable Lot****	
		Half-Month Wtd. Avg minimum	Half-Month Wtd. Avg maximum	Wtd. Avg minimum	Wtd. Avg maximum
Calorific Value (Btu/lb.)			N/A		N/A
Moisture (%)		N/A		N/A	
Ash (%)		N/A		N/A	
Volatile Matter (%)		N/A	N/A		N/A
Hardgrove Grindability		N/A	N/A		N/A
**Sulfur Dioxide (lbs. SO ₂ per mmBtu)		N/A		N/A	
Ash Fusion Temp. (H=½W) °F Red. Atm.		N/A	N/A		N/A
**Ash Loading (lbs. Ash/mmBtu)		N/A		N/A	
Sizing	2" x 0	N/A	N/A		2.0"

* Offer evaluations will include appropriate price adjustments for offers which provide for lower Contracted percent ash and, as applicable, lower Contracted Half-Month SO₂.

** Half Month Suspension should be reasonably close to the contracted specification.

**** Applicable Lot refers to each barge load of coal or at Buyer's election a composite of two or more barges of coal for barge deliveries or each unit train for rail deliveries.

THIS IS A FIRM OFFER TO SUPPLY COAL UNDER ALL TERMS AND CONDITIONS INCLUDED IN THIS COAL PROPOSAL PACKAGE, AND SHALL BE HELD OPEN BY SELLER FOR AEPSC'S ACCEPTANCE THROUGH 5:00 P.M., WEDNESDAY, APRIL 21, 2010. UNTIL AEPSC'S ACCEPTANCE HEREOF, WHICH SHALL BE AT ITS SOLE DISCRETION, THIS PROPOSAL SHALL NOT CONSTITUTE A VALID AND ENFORCEABLE AGREEMENT, BUT UPON AEPSC'S ACCEPTANCE, SUCH PROPOSAL SHALL CONSTITUTE A VALID AND ENFORCEABLE AGREEMENT BETWEEN AEPSC AND SELLER.

Proposal submitted by:

(Signature)

(Title)

(Company)

RAIL TRANSPORTATION FACILITIES INFORMATION

The following information is required for each rail coal origin that is being bid:

Shipping Point: _____;

Railroad(s): _____;

OPSL No.: _____;

- 1) What is the minimum and maximum unit train size that can be loaded?

- 2) How fast can the indicated unit train be loaded?

- 3) How precisely can the tonnage being loaded in each car be controlled? What car loading precision would be guaranteed?

- 4) Can the loading of the Unit Train start at any time and on any day upon the arrival of the cars?

- 5) Is the assistance of the Railroad's locomotive and crew required to load the train?

- 6) Are there any restrictions that would prevent your ability to load Buyer's 4,000 cubic feet AEPX hopper cars?

- 7) How fast, after loading, can an advanced shipping manifest be FAXED to a location?

- 8) Is equipment available for applying freeze-proofing and/or side release agents?

If there are any questions regarding this information being sought, please contact Jeff Dial at (614) 583-6972.

Signature

Title

Company

BARGE TRANSPORTATION FACILITIES INFORMATION

The following information is required for each barge coal origin that is being bid:

Loading Dock _____

River Milepost _____

- 1) What is the maximum number of Jumbo Barges that can be loaded in an eight-hour shift?

- 2) How many shifts per day are barges loaded? _____
- 3) How many days per week are barges loaded? _____
- 4) How many loaded and empty Jumbo Barges can be accommodated in the harbor of the above named Loading Dock?

- 5) Does this Loading Dock require the use of a harbor service for fleeting and switching?

- 6) If the answer to #5 is Yes, please identify the required harbor service.

- 7) Can the loading of barges commence at any time on any day upon arrival of the barges?

- 8) How fast after loading can an advanced shipping manifest be FAXED to a location?

If there are any questions regarding this information being sought, please contact Jeff Dial at (614) 583-6972.

Signature

Title

Company

TERM COAL PROPOSAL FORM

Details concerning the supply of coal being offered herein to the American Electric Power Service Corporation (AEPSC) are provided below:

1. **Seller:** (If Seller is a Sales Agent, include full names, addresses, and telephone numbers of Sales Agent and Producer and attach Producer's signed authorization for Sales Agent to "exclusively" make an offer on behalf of Producer.)

(a) Seller: _____	(b) Producer: _____
_____	_____
_____	_____
_____	_____
_____	_____

2. **Name(s) and location(s) of mine(s):**

3. **Quantity offered (tons per month):**

4. **Term**

(# years, beginning January, 2011; the actual length of Term shall be designated by AEPSC in the event of its acceptance of offer. Seller is to specify the earliest month coal is available).

5. **Bidder's Shipping Point:**

Rail Deliveries (minimum 90 cars)

Shipping Point(s): _____

Origin Station: _____

OPSL No. (Defined in OPSL 6000R): _____

No. of railcars/shipment* (≥15): _____

Maximum Loadout Time:	24 hrs. <input type="checkbox"/>	4 hrs. <input type="checkbox"/>
-----------------------	----------------------------------	---------------------------------

Barge Deliveries

Shipping Point(s): _____ Dock: _____
River: _____
Milepost: _____

6. Pricing (\$/short ton)

	<u>FOB Rail</u>	<u>FOB Barge</u>
Year 1:	_____	_____
Year 2:	_____	_____
Year 3:	_____	_____
Year 4:	_____	_____
Year 5:	_____	_____

7. Type of Mine(s):

Surface _____ %
Underground _____ %

8. Mine District:

9. Name of Seam(s):

10. Preparation:

Crushed, run-of-mine _____ %
Washed _____ %

11. Comments:

TERM COAL PROPOSAL FORM

13. Guaranteed “term” coal specifications “As-Received”:

The quality of coal being offered herein is intended to meet one of the following specifications as stated on the Coal Specifications:

Product A	Product B	Product C	Product D	Product E
Product F	Product G	Product H	Product I	Product J

<u>Table 1</u>					
Parameter	Contracted Monthly Weighted Average	<u>Suspension *</u> Half-Month Wtd. Avg		<u>Rejection</u> Applicable Lot**** Wtd. Avg	
		minimum	maximum	minimum	maximum
Calorific Value (Btu/lb.)			N/A		N/A
Moisture (%)		N/A		N/A	
Ash (%)		N/A		N/A	
Volatile Matter (%)		N/A	N/A		N/A
Hardgrove Grindability		N/A	N/A		N/A
**Sulfur Dioxide (lbs. SO ₂ per mmBtu)		N/A		N/A	
Ash Fusion Temp. (H=½W) °F Red. Atm.		N/A	N/A		N/A
**Ash Loading (lbs. Ash/mmBtu)		N/A		N/A	
Sizing	2” x 0	N/A	N/A		2.0”

* Offer evaluations will include appropriate price adjustments for offers which provide for lower Contracted percent ash and, as applicable, lower Contracted Half-Month SO₂.

** Half Month Suspension should be reasonably close to the contracted specification.

*** Applicable Lot refers to each barge load of coal or at Buyer’s election a composite of two or more barges of coal for barge deliveries or each unit train for rail deliveries.

RAIL TRANSPORTATION FACILITIES INFORMATION

The following information is required for each rail coal origin that is being bid:

Shipping Point: _____;

Railroad(s): _____;

OPSL No.: _____;

- 1) What is the minimum and maximum unit train size that can be loaded?

- 2) How fast can the indicated unit train be loaded?

- 3) How precisely can the tonnage being loaded in each car be controlled? What car loading precision would be guaranteed?

- 4) Can the loading of the Unit Train start at any time and on any day upon the arrival of the cars?

- 5) Is the assistance of the Railroad's locomotive and crew required to load the train?

- 6) Are there any restrictions that would prevent your ability to load Buyer's 4,000 cubic feet AEPX hopper cars?

- 7) How fast, after loading, can an advanced shipping manifest be FAXED to a location?

- 8) Is equipment available for applying freeze-proofing and/or side release agents?

If there are any questions regarding this information being sought, please contact Jeff Dial at (614) 583-6972.

Signature

Title

Company

BARGE TRANSPORTATION FACILITIES INFORMATION

The following information is required for each barge coal origin that is being bid:

Loading Dock _____

River Milepost _____

- 1) What is the maximum number of Jumbo Barges that can be loaded in an eight-hour shift?

- 2) How many shifts per day are barges loaded? _____
- 3) How many days per week are barges loaded? _____
- 4) How many loaded and empty Jumbo Barges can be accommodated in the harbor of the above named Loading Dock?

- 5) Does this Loading Dock require the use of a harbor service for fleeting and switching?

- 6) If the answer to #5 is Yes, please identify the required harbor service.

- 7) Can the loading of barges commence at any time on any day upon arrival of the barges?

- 8) How fast after loading can an advanced shipping manifest be FAXED to a location?

If there are any questions regarding this information being sought, please contact Jeff Dial at (614) 583-6972.

Signature

Title

Company

THIS IS A FIRM OFFER TO SUPPLY COAL UNDER ALL TERMS AND CONDITIONS INCLUDED IN THIS COAL PROPOSAL PACKAGE, AND SHALL BE HELD OPEN BY SELLER FOR AEPSC'S ACCEPTANCE THROUGH 5:00 P.M., **WEDNESDAY, APRIL 21, 2010**. UNTIL AEPSC'S ACCEPTANCE HEREOF, WHICH SHALL BE AT ITS SOLE DISCRETION, THIS PROPOSAL SHALL NOT CONSTITUTE A VALID AND ENFORCEABLE AGREEMENT, BUT UPON AEPSC'S ACCEPTANCE, SUCH PROPOSAL SHALL CONSTITUTE A VALID AND ENFORCEABLE AGREEMENT BETWEEN AEPSC AND SELLER.

Proposal submitted by:

(Signature)

(Title)

(Company)

"DECLINE TO OFFER" FORM

TO AEP: THIS FORM WILL SERVE AS OUR NOTICE TO YOU THAT WE ARE NOT SUBMITTING A PROPOSAL IN RESPONSE TO THIS CURRENT SOLICITATION.

- PLEASE (CHECK ONE): RETAIN US ON THE LIST FOR FUTURE SOLICITATIONS
 TAKE US OFF THE LIST FOR FUTURE SOLICITATIONS

COMPANY _____

SIGNATURE _____

ADDRESS _____

DATE _____

PHONE _____

RETURN BY: **March 31, 2010**

π First Fold π

Tape Here --

π Second Fold π

Place Postage Here

AEpsc RFP – COAL PROPOSAL
ATTN: TODD ADKINS, MANAGER, EASTERN FUEL PROCUREMENT
AMERICAN ELECTRIC POWER SERVICE CORP.
155 W. NATIONWIDE BLVD.
SUITE 500
COLUMBUS, OH 43215

Term Responses Confidential information highlighted
 CAPP

Spec	Company	TPM	Term Years	2010 Tons	2011 Tons	2012 Tons	2013 Tons	2014 Tons	2015 Tons	Total Tons Offered	Applicable Dates
3Mercuria Energy	Mercuria Energy										
2Logan Kanawha	Logan Kanawha										
3Coaltrade	Coaltrade										
4Coaltrade	Coaltrade										
5Rhino Energy	Rhino Energy										
3Logan Kanawha	Logan Kanawha										
4JP Morgan	JP Morgan										
2Massey Coal Sales	Massey Coal Sales										
2Argus - Beechfork	Argus - Beechfork										
3SM & J	SM & J										
1Fevler - Beechfork	Pevler - Beechfork										
1Patriot Coal	Patriot Coal										
3Patriot Coal	Patriot Coal										
1Massey Coal Sales	Massey Coal Sales										
9Alliance Coal	Alliance Coal										
2AAArgus - Beechfork	Argus - Beechfork										
1INR	INR										
1J.A.D. Coal Company	J.A.D. Coal Company										

REDACTED

Spec	Company	TPM	Term Years	2010 Tons	2011 Tons	2012 Tons	2013 Tons	2014 Tons	2015 Tons	Total Tons Offered	Applicable Dates
3Logan Kanawha	Logan Kanawha										
2Argus - Beechfork	Argus - Beechfork										
5Rhino Energy	Rhino Energy										
3Mercuria Energy	Mercuria Energy										
5Rhino Energy Rev	Rhino Energy										

REDACTED

Spec	Company	TPM	Term Years	2010 Tons	2011 Tons	2012 Tons	2013 Tons	2014 Tons	2015 Tons	Total Tons Offered	Applicable Dates
3Mercuria Energy	Mercuria Energy										
5Rhino Energy	Rhino Energy										
3Logan Kanawha	Logan Kanawha										
2Argus - Beechfork	Argus - Beechfork										
2Argus - Beechfork Rev	Argus - Beechfork										
5Rhino Energy Rev	Rhino Energy										

REDACTED

Spec	Company	TPM	Term Years	2010 Tons	2011 Tons	2012 Tons	2013 Tons	2014 Tons	2015 Tons	Total Tons Offered	Applicable Dates
3Mercuria Energy	Mercuria Energy										
5Rhino Energy	Rhino Energy										
3Logan Kanawha	Logan Kanawha										
2Argus - Beechfork	Argus - Beechfork										
2Argus - Beechfork Rev	Argus - Beechfork										
5Rhino Energy Rev	Rhino Energy										

REDACTED

Accepted Agreement Rhino and Argus - Beechfork Revised Pricing (from original offers)
 Not Available

Term Responses
 CAPP

	2010	2011	2012	2013	2014	2015	Wtd Avg		FOB	Shipping Point	OPSL / IMP	Mode	Xport Cost
	Price	Price	Price	Price	Price	Price	Price	Price					
3Mercuna Energy			REDACTED						Redbud	BS 8.4	Barge		
2Logan Kanawha			REDACTED						Sunny Knott	CSX 84064	Rail		
3Coaltrade			REDACTED						NYMEX	OR 306	Barge		
4Coaltrade			REDACTED						CSX KR District	CSX KR	Rail		
5Rhino Energy			REDACTED						Big Sandy Plant	N/A	Truck		
3Logan Kanawha			REDACTED						Sunny Knott	CSX 84064	Rail		
4JP Morgan			REDACTED						CSX Rail	BS/KR District	Rail		
2Massey Coal Sales			REDACTED						Mammoth / Cannellton	KR 84.3	Barge		
2Argus - Beechfork			REDACTED						Big Sandy Plant	0	Truck		
3SM & J			REDACTED						Kentucky Coal Terminal	BS 7.6	Barge		
1Pevler - Beechfork			REDACTED						Big Sandy Plant	0	Truck		
1Patriot Coal			REDACTED						Beth Station	CSX 81957	Rail		
3Patriot Coal			REDACTED						Marmet Pool	KR	Barge		
1Massey Coal Sales			REDACTED						Sylvester, WV	CSX 82231	Rail		
9Alliance Coal			REDACTED						Scott's Branch	CSX 84171	Rail		
2AArgus - Beechfork			REDACTED						Wayne County River Terminal	BS 7.7	Barge		
11NR			REDACTED						Pardee	CSX 82590	Rail		
1J.A.D. Coal Company			REDACTED						Blanton, KY	CSX 43484	Rail		

	2010	2011	2012	2013	2014	2015	Wtd Avg		Shipping Point	OPSL / IMP	Mode	Xport Cost
	Price	Price	Price	Price	Price	Price	Price	Price				
2011 Pricing												
3Logan Kanawha			REDACTED						Sunny Knott	CSX 84064	Rail	
2Argus - Beechfork			REDACTED						Big Sandy Plant		Truck	
5Rhino Energy			REDACTED						Big Sandy Plant		Truck	
3Mercuna Energy			REDACTED						Redbud	BS 8.4	Barge	
5Rhino Energy Rev			REDACTED						Big Sandy Plant		Truck	
2012 Pricing												
3Mercuna Energy			REDACTED						Shipping Point	OPSL / IMP	Mode	Xport Cost
5Rhino Energy			REDACTED						Redbud	BS 8.4	Barge	
3Logan Kanawha			REDACTED						Big Sandy Plant		Truck	
2Argus - Beechfork			REDACTED						Sunny Knott	CSX 84064	Rail	
2Argus - Beechfork Rev			REDACTED						Big Sandy Plant		Truck	
5Rhino Energy Rev			REDACTED						Big Sandy Plant		Truck	
2013 Pricing												
3Mercuna Energy			REDACTED						Shipping Point	OPSL / IMP	Mode	Xport Cost
5Rhino Energy			REDACTED						Redbud	BS 8.4	Barge	
3Logan Kanawha			REDACTED						Big Sandy Plant		Truck	
2Argus - Beechfork			REDACTED						Sunny Knott	CSX 84064	Rail	
2Argus - Beechfork Rev			REDACTED						Big Sandy Plant		Truck	
5Rhino Energy Rev			REDACTED						Big Sandy Plant		Truck	
2013 Pricing												
3Mercuna Energy			REDACTED						Shipping Point	OPSL / IMP	Mode	Xport Cost
5Rhino Energy			REDACTED						Redbud	BS 8.4	Barge	
3Logan Kanawha			REDACTED						Big Sandy Plant		Truck	
2Argus - Beechfork			REDACTED						Sunny Knott	CSX 84064	Rail	
2Argus - Beechfork Rev			REDACTED						Big Sandy Plant		Truck	
5Rhino Energy Rev			REDACTED						Big Sandy Plant		Truck	

Accepted Agreement
 Not Available

Term Responses
 CAPP

Btu	Ash %	SO2 #	Sulfur %	Moist %	Cl %	Fusion	Disposal Cost	SO2 Cost	Qual Adjusted Total Cost	\$/MBTU
REDACTED										
3Mercuria Energy										ineligible for Big Sandy - wrong sizing, no trucking option
2Logan Kanawha										
3Coaltrade										
4Coaltrade										
5Rhino Energy										
3Logan Kanawha										
4JP Morgan										
2Massey Coal Sales										
2Argus - Beechfork										
3SM & J										
1Pevler - Beechfork										
1Patriot Coal										
3Patriot Coal										
1Massey Coal Sales										
9Alliance Coal										
2AAArgus - Beechfork										
1INR										
1J.A.D. Coal Company										

Btu	Ash %	SO2 #	Sulfur %	Moist %	Cl %	Fusion	Disposal Cost	SO2 Cost	Qual Adjusted Total Cost	\$/MBTU	MMKT
2011 Pricing											
3Logan Kanawha											74.44 / 2.98
2Argus - Beechfork											70.00 / 2.92
5Rhino Energy											70.00 / 2.92
3Mercuria Energy											70.00 / 2.92
5Rhino Energy Rev											70.00 / 2.92
2012 Pricing											
3Mercuria Energy						0					79.00 / 3.29
5Rhino Energy											79.00 / 3.29
3Logan Kanawha											81.94 / 3.28
2Argus - Beechfork											79.00 / 3.29
2Argus - Beechfork Rev											79.00 / 3.29
5Rhino Energy Rev											79.00 / 3.29
2013 Pricing											
3Mercuria Energy						0					MMKT
5Rhino Energy											MMKT
3Logan Kanawha											MMKT
2Argus - Beechfork											MMKT
2Argus - Beechfork Rev											MMKT
5Rhino Energy Rev											MMKT
tomage not available											

Accepted Agreement
 Not Available

Kentucky Power Company

REQUEST

List each oral coal supply solicitation issued during the period from November 1, 2009 through April 30, 2010.

- a. For each solicitation, state why the solicitation was not written, the date(s) of the solicitation, the quantities solicited, a general description of the quality of coal solicited, the time period over which deliveries were requested, and the generating unit(s) for which the coal was intended.
- b. For each solicitation, identify all vendors solicited and the vendor selected. Provide the tabulation sheet or other document that ranks the proposals. (This document should identify all vendors who made offers.) State the reasons for each selection.

RESPONSE

- a. There were no oral coal solicitations for Kentucky Power issued during the period.
- b. N/A

WITNESS: Kimberly K Chilcote

Kentucky Power Company

REQUEST

- a. List all intersystem sales during the period under review in which Kentucky Power used a third party's transmission system.
- b. For each sale listed above:
 - (1) Describe how Kentucky Power addressed for FAC reporting purposes the cost of fuel expended to cover any line losses incurred to transmit its power across the third party's transmission system; and
 - (2) State the line loss factor used for each transaction and describe how that line loss factor was determined.

RESPONSE

For the period November 1, 2009 through April 30, 2010:

Beginning on June 1, 2007, based on FERC Order EL06-055, PJM modified the Locational Marginal Pricing (LMP) approach to calculate transmission line loss costs on a marginal basis. The new LMP calculation will now determine the full marginal cost of serving an increment of load at each bus from each resource associated with an eligible energy offer. The LMP price will be the sum of three separate components: System energy price, congestion price and loss price. Therefore, each spot market energy customer will now pay an energy price that includes the full marginal cost of energy of delivering an increment of energy to the purchaser's location. Market buyers are assessed for their incremental impact on transmission line losses resulting from total load scheduled to be served from the PJM Interchange Energy Market in the day-ahead energy market at the same day-ahead loss price applicable at the relevant load bus.

Market sellers are assessed for their incremental impact on transmission line losses resulting from energy scheduled for delivery in the day-ahead market at the day-ahead loss prices applicable to the relevant resource bus.

Transactions are balanced in the real-time market using the same calculation, but are based on deviation at each bus from the day-ahead using the real time loss price.

WITNESS: Ranie K Wohnhas

Kentucky Power Company

REQUEST

Describe each change that Kentucky Power made during the period under review to its methodology for calculating intersystem sales line losses.

RESPONSE

Please see the Companies response to Item No. 21.

WITNESS: Ranie K Wohnhas

Kentucky Power Company

REQUEST

State whether Kentucky Power has solicited bids for coal with the restriction that it was not mined through strip mining or mountain top removal. If yes, explain the reasons for the restriction on the solicitation, the quantity in tons and price per ton of the coal purchased as a result of this solicitation, and the difference between the price of this coal and the price it could have obtained for the coal if the solicitation had not been restricted.

RESPONSE

Kentucky Power has not solicited bids with restrictions that coal was not mined through strip mining or mountaintop removal.

WITNESS: Kimberly K Chilcote

Kentucky Power Company

REQUEST

State whether any PJM costs are included in Kentucky Power's monthly FAC filings. If yes, state the type and amount of the costs included during the period under review.

RESPONSE

Yes. The total PJM net energy costs included in KPCo's monthly FAC filings for the six month period ended April 30, 2010, was \$1,022,582. These PJM net energy costs are exclusive of any capacity or demand charges (or other PJM charges or costs). The energy associated with the PJM net energy costs included in the monthly FAC is purchased on an economic dispatch basis and recorded in FERC Account 151.

The table below demonstrates the total full requirement customers' actual fuel costs for the six month review period ended April 30, 2010 was \$95,804,231 (Total Column 2). KPCo's PJM net energy costs for the six month period ended April 30, 2010 totaled \$6,089,937 (Total Column 3). KPCo full requirement customers' (Vanceburg, Olive Hill and the Kentucky retail customers) share of PJM net energy costs for the six month period ended April 30, 2010, and included in the monthly filings under review were \$1,022,582 (Total Column 4).

Attached is the monthly ECR report, Column CP, Item 44 for the six month review period ended April 30, 2010, which is the source document for the amounts in columns 3 and 4 below. Starting with the May 2010 back-up filings, a copy of this page from the ECR report was filed monthly with the Commission.

Month/Year	Total Full Requirement Customers' Actual Fuel Costs(1)	KPCo Total Actual PJM Energy Costs	KPCo Full Requirement Customers' PJM Energy Costs
November 2009	\$13,552,882	\$767,119	\$405,426
December 2009	\$18,114,189	\$1,093,377	\$174,396
January 2010	\$19,284,084	\$1,740,377	\$125,918
February 2010	\$17,269,074	\$837,387	\$63,796
March 2010	\$15,347,870	\$804,951	\$147,938
April 2010	\$12,236,132	\$846,729	\$118,577
Total	\$95,804,231	\$6,089,937	\$1,022,582

(1) Source: The monthly actual Fuel Back-up, Power Transaction Schedule, Page 4 of 1, Total Fuel Costs (A+B-C).

WITNESS: Ranie K Wohnhas

MONTHLY PURCHASE SUMMARY REPORT FOR 20091101 (EPT) TO 20091130 (EPT)

TR CD	P	B L	ACTUAL DATA				ALLOCATED				FIRM			
			MMWH	ENERGY COST	FUEL COST	MWH	ENERGY COST	FUEL COST	MMWH	ENERGY COST	FUEL COST	MMWH	ENERGY COST	FUEL COST
24	118		1280	60,252.80	60,252.80	1274	60,249.90	60,249.90	6	2	90	2,655.75	2,655.75	
24	118		320	34,361.60	34,361.60	330	31,705.85	31,705.85	10			150.42	150.42	
24	193		224	6,886.08	6,886.08	214	6,735.66	6,735.66	10			5,451.89	5,451.89	
24	283		768	19,573.20	19,573.20	516	13,921.31	13,921.31	252			1,648.36	1,648.36	
24	283		416	11,878.56	11,878.56	380	11,728.20	11,728.20	36			1,564.15	1,564.15	
24	455		448	13,772.16	13,772.16	395	12,123.80	12,123.80	53			21,728.31	21,728.31	
24	455		2663	81,426.23	81,426.23	2180	61,862.08	61,862.08	683			3,301.51	3,301.51	
24	455		5047	185,494.29	185,494.29	4493	163,765.98	163,765.98	554			3,536.87	3,536.87	
24	455		4341	162,257.74	162,257.74	3860	154,435.54	154,435.54	581			2,81	2,81	
24	455		1881	69,193.48	69,193.48	1812	65,512.41	65,512.41	69			893.60	893.60	
24	455		1714	72,026.80	72,026.80	1579	71,725.29	71,725.29	135			2,922.83	2,922.83	
24	455		2280	97,900.16	97,900.16	2361	94,363.29	94,363.29	181			2,925.02	2,925.02	
24	455		1272	58,789.52	58,789.52	1180	58,786.71	58,786.71	92			2,252.88	2,252.88	
24	455		304	9,648.96	9,648.96	302	9,599.35	9,599.35	2			0.09	0.09	
24	683		2816	120,092.16	120,092.16	2741	119,198.56	119,198.56	75			7,714.77	7,714.77	
24	725		336	9,976.16	9,976.16	248	7,053.33	7,053.33	88			0.00	0.00	
29	954		294	6,900.59	6,900.59	189	3,975.57	3,975.57	105			266,609.46	266,609.46	
29	954		381	14,240.76	14,240.76	385	14,007.88	14,007.88	4			138,815.80	138,815.80	
29	954		57	2,537.55	2,537.55	59	2,537.46	2,537.46	2			107.82	107.82	
29	954		83	3,704.75	3,704.75	101	3,705.01	3,705.01	18			0.02	0.02	
59	627		0	7,714.77	7,714.77	0	0.00	0.00	0			126.19	126.19	
62	44		0	0.00	0.00	0	0.00	0.00	0			218.08	218.08	
64	44		17392	479,142.16	479,142.16	6934	212,532.70	212,532.70	10458			250.43	250.43	
64	44		8805	287,976.39	287,976.39	4113	149,160.59	149,160.59	4692			361.77	361.77	
69	118		256	8,578.96	8,578.96	282	8,471.14	8,471.14	26			415.99	415.99	
69	118		112	5,239.20	5,239.20	114	5,239.22	5,239.22	2			3,737.25	3,737.25	
69	163		120	3,871.92	3,871.92	116	3,745.73	3,745.73	4			409.11	409.11	
69	224		8	218.08	218.08	0	0.00	0.00	2			0.05	0.05	
69	224		16	327.12	327.12	0	0.00	0.00	8			266.19	266.19	
69	283		972	27,201.44	27,201.44	847	24,613.39	24,613.39	16			266.19	266.19	
69	283		1144	39,201.76	39,201.76	889	30,397.12	30,397.12	125			218.08	218.08	
69	283		528	20,933.76	20,933.76	540	20,934.51	20,934.51	255			2,588.05	2,588.05	
69	283		176	6,208.96	6,208.96	154	5,958.53	5,958.53	12			8,804.64	8,804.64	
69	283		64	2,209.28	2,209.28	67	2,209.28	2,209.28	22			250.43	250.43	
76	156		21	605.69	605.69	10	243.92	243.92	3			0.00	0.00	
76	156		25	865.27	865.27	12	449.28	449.28	11			361.77	361.77	
76	247		231	8,105.53	8,105.53	116	4,368.28	4,368.28	113			415.99	415.99	
76	304		47	1,424.14	1,424.14	37	1,015.03	1,015.03	115			3,737.25	3,737.25	
76	304		22	645.58	645.58	20	645.53	645.53	10			409.11	409.11	
76	436		36	1,008.86	1,008.86	29	742.67	742.67	2			0.05	0.05	
76	436		0	0.01	0.01	0	0.00	0.00	7			266.19	266.19	
76	436		66	1,460.72	1,460.72	8	420.41	420.41	0			2009/12/28	2009/12/28	
TOTAL			59982	2063,745.31	2056,030.53	41807	1557,339.42	1557,339.42	18175			506,405.89	498,691.11	
TOTAL			59982	2063,745.31	2056,030.53	41807	1557,339.42	1557,339.42	18175			506,405.89	498,691.11	

MONTHLY PURCHASE SUMMARY REPORT FOR 20091101 (EPT) TO 20091130 (EPT)

TR CD	P	B L	ACTUAL DATA				ALLOCATED				FIRM			
			MMWH	ENERGY COST	FUEL COST	MWH	ENERGY COST	FUEL COST	MMWH	ENERGY COST	FUEL COST	MMWH	ENERGY COST	FUEL COST
76	436		0	0.01	0.01	0	0.00	0.00	0			0.01	0.01	
76	590		66	1,460.72	1,460.72	8	420.41	420.41	58			1,040.31	1,040.31	
TOTAL			59982	2063,745.31	2056,030.53	41807	1557,339.42	1557,339.42	18175			506,405.89	498,691.11	
TOTAL			59982	2063,745.31	2056,030.53	41807	1557,339.42	1557,339.42	18175			506,405.89	498,691.11	

KPCO PSUM DEG ACT.DXT
AMERICAN ELECTRIC POWER SERVICE CORPORATION
FUEL AND ENERGY SYSTEM PRACTICES
KENTUCKY POWER

MONTHLY PURCHASE SUMMARY REPORT FOR 20091201 (EPT) TO 20091231 (EPT)

TR CD	B	C	P	L	MWH	ENERGY COST	FUEL COST	MWH	ENERGY COST	FUEL COST	MWH	ENERGY COST	FUEL COST
TOTAL													
24	118	1			1360	64,169.28	64,169.28	1293	63,606.21	63,606.21	67	563.07	563.07
24	118	2			1344	97,369.44	97,369.44	1004	84,647.09	84,647.09	340	12,722.35	12,722.35
24	118	3			336	36,079.68	36,079.68	347	30,389.14	30,389.14	11	5,690.54	5,690.54
24	283	1			1312	42,348.08	42,348.08	1264	41,591.23	41,591.23	48	7,756.85	7,756.85
24	283	2			128	5,508.80	5,508.80	104	5,508.88	5,508.88	24	0.08	0.08
24	375	61			48	2,098.88	2,098.88	39	1,311.81	1,311.81	9	787.07	787.07
24	375	62			48	2,071.60	2,071.60	33	1,035.78	1,035.78	15	1,035.82	1,035.82
24	455	1			2800	75,176.96	75,176.96	1470	38,953.78	38,953.78	1330	36,223.18	36,223.18
24	455	2			3760	137,400.08	137,400.08	3519	121,089.68	121,089.68	241	16,300.40	16,300.40
24	455	3			5208	208,134.00	208,134.00	5072	197,950.75	197,950.75	186	15,183.55	15,183.55
24	455	4			2976	104,063.28	104,063.28	2528	96,667.78	96,667.78	448	7,395.50	7,395.50
24	455	5			2944	117,924.64	117,924.64	2591	116,012.07	116,012.07	353	1,838.58	1,838.58
24	455	6			2976	118,094.40	118,094.40	2617	116,255.82	116,255.82	128	1,707.15	1,707.15
24	455	7			2448	98,829.60	98,829.60	2320	91,756.45	91,756.45	128	7,073.15	7,073.15
24	455	8			1400	64,737.36	64,737.36	1230	63,622.34	63,622.34	170	1,115.02	1,115.02
24	683	1			3872	165,126.72	165,126.72	3662	138,629.73	138,629.73	210	8,496.99	8,496.99
24	684	1			2464	110,084.48	110,084.48	2515	106,896.39	106,896.39	51	3,188.09	3,188.09
29	954	4			74	38,427.60	38,427.60	887	37,689.68	37,689.68	143	737.92	737.92
29	954	4			308	8,693.11	8,693.11	214	13,334.04	13,334.04	94	3,000.53	3,000.53
29	954	4			403	14,397.03	14,397.03	429	13,334.04	13,334.04	26	1,062.99	1,062.99
29	954	4			75	2,911.23	2,911.23	65	2,400.68	2,400.68	10	510.55	510.55
31	627	55			81	3,046.20	3,046.20	77	2,574.47	2,574.47	4	471.73	471.73
31	627	58			179	23,172.95	23,172.95	165	21,561.47	21,561.47	14	1,611.48	1,611.48
31	627	59			0	0.13	0.13	0	0.00	0.00	0	0.13	0.13
62	44	4			0	0.26	0.26	0	0.00	0.00	0	0.26	0.26
62	44	4			0	0.00	0.00	0	0.00	0.00	0	0.00	0.00
64	44	4			2926	147,337.62	147,337.62	2156	112,843.47	112,843.47	770	34,494.15	34,494.15
64	44	4			22362	946,036.16	946,036.16	18424	806,134.32	806,134.32	3938	139,901.84	139,901.84
69	193	4			42	2,677.40	2,677.40	37	2,259.98	2,259.98	5	417.42	417.42
69	193	4			42	2,677.40	2,677.40	24	1,774.42	1,774.42	18	902.58	902.58
69	193	3			21	1,399.60	1,399.60	23	1,399.59	1,399.59	2	0.01	0.01
69	193	3			21	1,399.60	1,399.60	21	1,399.60	1,399.60	0	0.00	0.00
69	283	1			248	9,597.44	9,597.44	251	9,077.25	9,077.25	17	520.19	520.19
69	283	2			160	6,091.20	6,091.20	157	5,943.70	5,943.70	3	147.50	147.50
69	283	3			64	2,344.16	2,344.16	37	2,188.11	2,188.11	27	146.05	146.05
69	283	4			64	2,361.28	2,361.28	53	2,213.96	2,213.96	11	147.32	147.32
69	455	2			96	2,108.88	2,108.88	27	817.69	817.69	69	1,291.19	1,291.19
69	455	2			32	1,609.68	1,609.68	0	0.00	0.00	32	609.68	609.68
69	728	1			64	2,754.40	2,754.40	46	2,754.32	2,754.32	0	0.08	0.08
76	156	1			206	7,519.32	7,519.32	188	6,228.71	6,228.71	18	1,290.61	1,290.61
76	156	1			46	1,627.55	1,627.55	29	1,254.68	1,254.68	17	372.87	372.87

MONTHLY PURCHASE SUMMARY REPORT FOR 20091201 (EPT) TO 20091231 (EPT)

TR CD	B	C	P	L	MWH	ENERGY COST	FUEL COST	MWH	ENERGY COST	FUEL COST	MWH	ENERGY COST	FUEL COST
TOTAL													
76	213	1			96	4,319.92	4,319.92	111	4,319.84	4,319.84	15	0.08	0.08
76	213	2			7	380.17	380.17	8	380.17	380.17	1	0.00	0.00
76	214	1			51	2,075.15	2,075.15	39	1,563.52	1,563.52	12	509.63	509.63
76	214	2			3	120.51	120.51	2	120.58	120.58	1	0.07	0.07
76	247	1			259	10,585.59	10,585.59	243	10,005.32	10,005.32	16	580.27	580.27
76	304	1			302	11,284.98	11,284.98	205	9,335.29	9,335.29	97	1,959.69	1,959.69
76	304	2			21	875.11	875.11	21	875.11	875.11	0	0.00	0.00
76	436	1			17	756.44	756.44	13	756.38	756.38	4	0.06	0.06
76	436	1			0	0.01	0.01	0	0.00	0.00	4	0.06	0.06
76	449	1			22	1,226.58	1,226.58	27	1,226.66	1,226.66	5	0.08	0.08

76 590	1	37	798.40	798.40	0	0.00	0.00	0.00	37	798.40	798.40	798.40		
76 910	1	7	394.52	394.52	6	394.52	394.52	0.00	1	0.00	0.00	0.00		
92 156	1	0	60.90	60.90	0	46.91	46.91	0.00	0	13.99	13.99	13.99		
92 156	2	0	15.06	15.06	0	15.06	15.06	0.00	0	0.00	0.00	0.00		
TOTAL CASH		64430	2709,310.54	2696,425.07	55523	2398,528.71	2386,539.27	8907	310,781.83	309,885.80	309,885.80			
TOTAL		64430	2709310.54	2696425.07	55523	2398528.71	2386539.27	8907	310,781.83	309,885.80	309,885.80			

MONTHLY PURCHASE SUMMARY REPORT FOR 20100101 (EPT) TO 20100131 (EPT)

TR CD	C P	B L	ACTUAL DATA				ALLOCATED				FIRM			
			MWH	ENERGY COST	FUEL COST	MWH	ENERGY COST	FUEL COST	MWH	ENERGY COST	FUEL COST	MWH	ENERGY COST	FUEL COST
24	116	1	1696	56,799.04	56,799.04	1589	54,134.98	54,134.98	107	2,654.06	2,654.06	107	2,654.06	2,654.06
24	118	2	1272	40,716.72	40,716.72	909	39,042.92	39,042.92	363	1,673.80	1,673.80	363	1,673.80	1,673.80
24	224	1	32	1,655.36	1,655.36	35	1,500.17	1,500.17	3	155.19	155.19	3	155.19	155.19
24	283	1	1008	40,455.36	40,455.36	1037	40,455.48	40,455.48	29	0.12	0.12	29	0.12	0.12
24	455	1	640	31,331.20	31,331.20	644	29,111.87	29,111.87	4	2,219.33	2,219.33	4	2,219.33	2,219.33
29	849	1	9306	235,919.97	235,919.97	2333	55,921.95	55,921.95	6973	179,998.02	179,998.02	6973	179,998.02	179,998.02
29	849	5	0	41.79	0.00	0	0.00	0.00	0	41.79	0.00	0	41.79	0.00
29	954	1	800	24,067.19	24,067.19	687	19,834.09	19,834.09	113	4,233.10	4,233.10	113	4,233.10	4,233.10
31	627	5	0	5,822.07	0.00	0	0.00	0.00	0	5,822.07	0.00	0	5,822.07	0.00
59	44	1	0	0.00	0.00	0	0.00	0.00	0	0.00	0.00	0	0.00	0.00
62	44	1	0	0.00	0.00	0	0.00	0.00	0	0.00	0.00	0	0.00	0.00
64	44	1	2027	194,190.14	194,190.14	1646	158,100.37	158,100.37	381	36,089.77	36,089.77	381	36,089.77	36,089.77
64	44	1	28296	1546,186.62	1546,186.62	27021	1456,358.04	1456,358.04	1275	89,828.58	89,828.58	1275	89,828.58	89,828.58
69	193	1	126	9,638.16	9,638.16	131	9,638.20	9,638.20	5	0.04	0.04	5	0.04	0.04
69	193	1	126	9,638.16	9,638.16	108	7,881.78	7,881.78	18	1,756.38	1,756.38	18	1,756.38	1,756.38
69	193	3	105	7,992.82	7,992.82	105	7,808.37	7,808.37	0	184.45	184.45	0	184.45	184.45
69	193	4	63	4,741.72	4,741.72	56	4,129.42	4,129.42	7	612.30	612.30	7	612.30	612.30
69	193	5	42	3,116.17	3,116.17	42	3,116.17	3,116.17	0	0.00	0.00	0	0.00	0.00
69	193	6	21	1,546.57	1,546.57	17	1,546.54	1,546.54	4	0.03	0.03	4	0.03	0.03
69	193	7	21	1,546.57	1,546.57	19	1,546.59	1,546.59	2	0.02	0.02	2	0.02	0.02
69	193	8	21	1,546.57	1,546.57	21	1,546.63	1,546.63	0	0.06	0.06	0	0.06	0.06
69	224	1	32	1,834.56	1,834.56	39	1,718.99	1,718.99	7	115.57	115.57	7	115.57	115.57
69	283	1	136	6,774.16	6,774.16	111	5,159.25	5,159.25	25	1,614.91	1,614.91	25	1,614.91	1,614.91
69	283	1	32	1,004.24	1,004.24	27	1,004.23	1,004.23	5	0.01	0.01	5	0.01	0.01
75	304	1	112	4,590.72	4,590.72	114	4,590.72	4,590.72	2	0.00	0.00	2	0.00	0.00
76	156	1	271	12,724.29	12,724.29	262	11,934.23	11,934.23	9	790.06	790.06	9	790.06	790.06
76	156	1	17	1,087.64	1,087.64	17	1,087.70	1,087.70	4	0.06	0.06	4	0.06	0.06
76	156	1	17	861.05	861.05	19	861.05	861.05	2	0.00	0.00	2	0.00	0.00
76	194	1	28	373.00	373.00	5	93.23	93.23	23	279.77	279.77	23	279.77	279.77
76	213	1	224	13,738.61	13,738.61	190	11,238.00	11,238.00	34	2,500.61	2,500.61	34	2,500.61	2,500.61
76	214	1	281	11,218.92	11,218.92	161	7,757.70	7,757.70	120	3,461.22	3,461.22	120	3,461.22	3,461.22
76	214	1	21	839.38	839.38	13	595.93	595.93	8	143.45	143.45	8	143.45	143.45
76	247	1	134	5,275.76	5,275.76	137	5,275.75	5,275.75	3	0.01	0.01	3	0.01	0.01
76	304	1	152	6,785.11	6,785.11	95	4,732.58	4,732.58	57	2,052.53	2,052.53	57	2,052.53	2,052.53
76	304	1	7	329.96	329.96	6	329.96	329.96	1	0.00	0.00	1	0.00	0.00
76	393	1	4	64.56	64.56	0	0.00	0.00	4	64.56	64.56	4	64.56	64.56
76	436	1	431	21,549.77	21,549.77	422	21,078.19	21,078.19	9	471.58	471.58	9	471.58	471.58
76	436	1	0	0.01	0.01	0	0.00	0.00	0	0.01	0.01	0	0.01	0.01
76	910	1	14	796.20	796.20	12	796.21	796.21	2	0.01	0.01	2	0.01	0.01
TOTAL			47519	2306,800.12	2306,936.27	38030	1970,027.29	1970,027.29	9489	336,772.83	336,772.83	9489	336,772.83	336,772.83

MONTHLY PURCHASE SUMMARY REPORT FOR 20100101 (EPT) TO 20100131 (EPT)

TR CD	C P	B L	ACTUAL DATA				ALLOCATED				FIRM			
			MWH	ENERGY COST	FUEL COST	MWH	ENERGY COST	FUEL COST	MWH	ENERGY COST	FUEL COST	MWH	ENERGY COST	FUEL COST
47519			2306800.12	2300936.27	2300936.27	38030	1970027.29	1970027.29	9489	336772.83	336772.83	9489	336772.83	336772.83
TOTAL			2306800.12	2300936.27	2300936.27	38030	1970027.29	1970027.29	9489	336772.83	336772.83	9489	336772.83	336772.83

AMERICAN ELECTRIC POWER SERVICE CORPORATION
FUEL AND ENERGY SYSTEM PRACTICES
KENTUCKY POWER
MONTHLY PURCHASE SUMMARY REPORT FOR 20100201 (EPT) TO 20100228 (EPT)
ACTUAL DATA

ECRFC200
REPORT: 29

TR CD	P	B	L	MWH	ENERGY COST	FUEL COST	MWH	ENERGY COST	FUEL COST	MWH	ENERGY COST	FUEL COST
24	118		1	1568	56,557.68	56,557.68	1543	55,863.24	55,863.24	25	694.44	694.44
24	118		2	3292	150,857.92	150,857.92	2922	148,032.10	148,032.10	310	2,825.82	2,825.82
24	118		3	8912	431,667.04	431,667.04	8936	428,701.08	428,701.08	24	2,965.96	2,965.96
24	118		4	1712	61,443.44	61,443.44	1550	59,519.46	59,519.46	162	1,923.98	1,923.98
24	118		5	5615	223,706.24	223,706.24	5651	218,168.30	218,168.30	35	5,537.94	5,537.94
24	118		6	1424	64,532.32	64,532.32	1275	63,650.78	63,650.78	149	881.54	881.54
24	118		7	1256	61,165.28	61,165.28	1021	58,632.27	58,632.27	235	2,531.01	2,531.01
24	118		8	6984	415,300.72	415,300.72	7141	409,295.41	409,295.41	157	6,005.31	6,005.31
24	118		9	1488	110,781.92	110,781.92	1465	102,054.28	102,054.28	23	8,727.64	8,727.64
24	118		10	32	3,540.64	3,540.64	36	2,876.69	2,876.69	4	663.95	663.95
24	118		11	128	4,832.96	4,832.96	115	4,832.96	4,832.96	13	0.00	0.00
24	118		12	1488	79,800.16	79,800.16	1394	79,498.07	79,498.07	94	302.09	302.09
24	283		1	256	11,999.04	11,999.04	217	11,697.06	11,697.06	39	301.98	301.98
24	283		2	256	12,026.88	12,026.88	217	11,726.65	11,726.65	39	300.23	300.23
24	455		1	1280	50,608.00	50,608.00	1035	47,717.27	47,717.27	245	2,890.73	2,890.73
24	455		2	640	29,132.80	29,132.80	633	26,773.92	26,773.92	7	2,358.88	2,358.88
29	849		1	7271	228,315.19	228,315.19	4999	152,173.96	152,173.96	2272	76,141.23	76,141.23
29	954		1	649	20,480.26	20,480.26	530	16,176.94	16,176.94	119	4,303.32	4,303.32
31	627		55	20	7,069.90	7,069.90	21	1,159.50	1,159.50	1	0.00	0.00
31	627		56	0	0.01	0.01	0	0.00	0.00	0	0.01	0.01
31	627		58	0	0.09	0.09	0	0.00	0.00	0	0.09	0.09
31	627		59	0	0.04	0.04	0	0.00	0.00	0	0.04	0.04
59	44		4	0	0.00	0.00	0	0.00	0.00	0	0.00	0.00
62	44		4	0	0.00	0.00	0	0.00	0.00	0	0.00	0.00
64	44		4	0	0.00	0.00	0	0.00	0.00	0	0.00	0.00
64	44		4	1742	92,241.94	92,241.94	1479	79,881.83	79,881.83	263	12,360.11	12,360.11
69	118		1	16216	745,144.86	745,144.86	15212	693,709.01	693,709.01	1004	51,435.85	51,435.85
69	224		1	272	14,179.68	14,179.68	276	14,179.65	14,179.65	4	0.03	0.03
69	224		1	64	2,916.48	2,916.48	52	2,916.49	2,916.49	12	0.01	0.01
69	283		1	240	10,328.64	10,328.64	226	10,188.60	10,188.60	14	140.04	140.04
69	283		2	96	3,465.12	3,465.12	84	3,321.78	3,321.78	12	143.34	143.34
69	455		1	592	30,539.76	30,539.76	595	30,539.72	30,539.72	3	0.04	0.04
76	156		1	24	588.88	588.88	23	388.89	388.89	1	0.01	0.01
76	156		2	149	6,029.90	6,029.90	57	2,750.31	2,750.31	92	3,279.59	3,279.59
76	156		3	0	4.30	4.30	0	0.00	0.00	0	4.30	4.30
76	213		1	87	3,463.90	3,463.90	83	3,463.91	3,463.91	4	0.01	0.01
76	213		2	7	326.37	326.37	8	326.37	326.37	1	0.00	0.00
76	213		3	44	2,068.07	2,068.07	42	2,068.03	2,068.03	2	0.04	0.04
76	247		1	470	18,804.12	18,804.12	442	18,078.50	18,078.50	28	725.62	725.62
76	247		2	14	545.10	545.10	16	545.11	545.11	2	0.01	0.01
76	304		1	42	1,781.13	1,781.13	42	1,781.05	1,781.05	0	0.08	0.08
76	393		1	61	2,245.49	2,245.49	45	1,724.69	1,724.69	18	520.80	520.80
AMERICAN ELECTRIC POWER SERVICE CORPORATION FUEL AND ENERGY SYSTEM PRACTICES KENTUCKY POWER												
TOTAL												
TR CD	P	B	L	MWH	ENERGY COST	FUEL COST	MWH	ENERGY COST	FUEL COST	MWH	ENERGY COST	FUEL COST
76	436		1	622	24,306.63	24,306.63	499	19,986.45	19,986.45	123	4,320.18	4,320.18
76	436		9	0	0.09	0.00	0	0.00	0.00	0	0.09	0.00
76	590		1	79	2,709.92	2,709.92	56	2,061.72	2,061.72	23	648.20	648.20
TOTAL CASH												
76	590		1	65129	2989,344.97	2983,438.57	60022	2796,419.45	2790,508.60	5107	192,925.52	192,929.97
TOTAL												
76	590		1	65129	2989344.97	2983438.57	60022	2796419.45	2790508.60	5107	192925.52	192929.97

AMERICAN ELECTRIC POWER SERVICE CORPORATION
FUEL AND ENERGY SYSTEM PRACTICES
KENTUCKY POWER
MONTHLY PURCHASE SUMMARY REPORT FOR 20100201 (EPT) TO 20100228 (EPT)
ACTUAL DATA

ECRFC200
REPORT: 29

TR CD		C P		B L		TOTAL				FIRM ALLOCATED				
						MWH	ENERGY COST	FUEL COST	MWH	ENERGY COST	FUEL COST	MWH	ENERGY COST	FUEL COST
24	118			1	1110	49,269.76	49,004.57	49,004.57	1155	49,004.57	49,004.57	45	265.39	265.39
24	118			2	1134	52,043.20	51,773.85	51,773.85	1407	51,773.85	51,773.85	273	269.35	269.35
24	118			3	1134	58,636.58	58,020.80	58,020.80	1407	58,020.80	58,020.80	273	615.88	615.88
24	118			4	1134	52,534.26	52,282.11	52,282.11	1230	52,282.11	52,282.11	96	272.15	272.15
24	118			5	1278	60,529.02	60,389.71	60,389.71	1360	60,389.71	60,389.71	82	139.31	139.31
24	118			6	4902	233,690.14	228,444.83	228,444.83	4477	228,444.83	228,444.83	425	5,245.31	5,245.31
24	118			7	1182	52,453.46	52,063.65	52,063.65	1313	52,063.65	52,063.65	131	389.81	389.81
24	118			8	3034	122,926.12	122,205.21	122,205.21	3031	122,205.21	122,205.21	3	720.91	720.91
24	118			9	1104	69,181.60	68,783.55	68,783.55	1214	68,783.55	68,783.55	110	397.65	397.65
24	118			10	1104	69,432.80	69,038.94	69,038.94	1177	69,038.94	69,038.94	73	393.86	393.86
24	118			11	1224	75,660.24	75,135.64	75,135.64	1334	75,135.64	75,135.64	110	524.60	524.60
24	118			12	1064	69,226.08	68,367.03	68,367.03	1111	68,367.03	68,367.03	147	859.05	859.05
24	118			13	1080	71,216.32	71,017.00	71,017.00	1182	71,017.00	71,017.00	102	199.32	199.32
24	118			14	1080	76,771.68	76,772.85	76,772.85	1182	76,772.85	76,772.85	89	1.17	1.17
24	118			15	1080	67,606.80	67,242.79	67,242.79	1176	67,242.79	67,242.79	96	364.01	364.01
24	118			16	1080	67,938.16	67,748.49	67,748.49	1154	67,748.49	67,748.49	74	189.67	189.67
24	118			17	1080	71,854.48	71,669.80	71,669.80	1201	71,669.80	71,669.80	121	184.68	184.68
24	118			18	776	81,167.84	77,809.94	77,809.94	858	77,809.94	77,809.94	82	3,557.90	3,557.90
24	118			19	21	955.68	955.71	955.71	21	955.71	955.71	0	0.03	0.03
24	118			20	15	713.24	713.24	713.24	15	713.24	713.24	0	0.00	0.00
24	118			21	15	735.40	735.42	735.42	23	735.42	735.42	8	0.02	0.02
24	118			22	15	689.33	689.33	689.33	15	689.33	689.33	0	0.00	0.00
24	118			23	22	1,084.35	1,084.35	1,084.35	24	1,084.35	1,084.35	1	0.00	0.00
24	118			24	27	1,258.31	1,258.31	1,258.31	24	1,258.31	1,258.31	3	0.04	0.04
24	118			25	27	1,111.75	1,111.75	1,111.75	28	1,111.79	1,111.79	1	0.04	0.04
24	118			26	27	1,081.14	1,081.14	1,081.14	24	1,081.14	1,081.14	3	0.03	0.03
24	283			1	5201	218,820.93	218,820.93	218,820.93	4580	209,593.22	209,593.22	621	9,227.71	9,227.71
24	283			2	5376	259,918.72	259,918.72	259,918.72	5680	255,550.88	255,550.88	296	4,367.84	4,367.84
24	283			3	224	8,486.40	8,486.42	8,486.42	211	8,486.42	8,486.42	13	0.02	0.02
24	455			1	1788	50,795.14	50,795.14	50,795.14	558	17,980.54	17,980.54	1230	32,814.60	32,814.60
24	455			2	1104	58,436.00	58,436.00	58,436.00	1209	55,419.46	55,419.46	105	3,016.54	3,016.54
24	455			3	992	51,718.24	51,718.24	51,718.24	1045	49,099.54	49,099.54	53	2,618.70	2,618.70
20	849			1	8025	234,732.77	234,732.77	234,732.77	4762	145,644.97	145,644.97	3263	89,087.80	89,087.80
29	849			1	0	39.78	0.00	0.00	0	0.00	0.00	0	39.78	0.00
29	954			1	673	20,957.91	20,957.91	20,957.91	529	17,237.20	17,237.20	144	3,720.71	3,720.71
29	954			2	76	2,519.93	2,519.93	2,519.93	83	2,288.42	2,288.42	7	231.51	231.51
31	627			59	0	0.00	0.00	0.00	0	0.00	0.00	0	7,095.04	0.00
59	44			1	0	0.00	0.00	0.00	0	0.00	0.00	0	0.00	0.00
62	44			1	0	0.00	0.00	0.00	0	0.00	0.00	0	0.00	0.00
64	44			2	4295	141,208.55	141,208.55	141,208.55	2432	91,439.88	91,439.88	1863	49,768.67	49,768.67
64	44			2	17787	663,742.83	663,742.83	663,742.83	14170	565,573.54	565,573.54	3617	98,169.29	98,169.29
69	163			24	0	418.72	418.72	418.72	0	0.00	0.00	24	418.72	418.72

TR CD		C P		B L		TOTAL				FIRM ALLOCATED				
						MWH	ENERGY COST	FUEL COST	MWH	ENERGY COST	FUEL COST	MWH	ENERGY COST	FUEL COST
69	283			1	256	9,289.13	9,289.13	9,289.13	250	8,113.97	8,113.97	6	1,175.16	1,175.16
69	283			2	103	5,824.56	3,824.56	3,824.56	84	2,961.01	2,961.01	19	863.55	863.55
69	283			3	27	889.85	889.85	889.85	11	272.34	272.34	16	617.51	617.51
69	283			4	3	106.43	106.43	106.43	4	106.43	106.43	1	0.00	0.00
69	455			5	3	106.43	106.43	106.43	6	106.43	106.43	3	0.00	0.00
69	455			1	48	1,228.32	1,228.32	1,228.32	0	0.00	0.00	48	1,228.32	1,228.32
69	455			2	24	600.16	600.16	600.16	0	0.00	0.00	24	600.16	600.16
76	194			1	75	2,555.78	2,555.78	2,555.78	21	1,052.96	1,052.96	54	1,502.82	1,502.82
76	194			2	21	823.52	823.52	823.52	24	1,823.51	1,823.51	3	0.01	0.01
76	213			1	24	1,059.77	1,059.77	1,059.77	28	1,059.80	1,059.80	4	0.03	0.03

ADP ACTUAL PSUM KPCCO.TXT
AMERICAN ELECTRIC POWER SERVICE CORPORATION
FUEL AND ENERGY SYSTEM PRACTICES
KENTUCKY POWER

MONTHLY PURCHASE SUMMARY REPORT FOR 20100401 (EPT) TO 20100430 (EPT)

TR CD	C P	B L	MWH	ENERGY COST	FUEL COST	MWH	ENERGY COST	FUEL COST	MWH	ENERGY COST	FUEL COST	FIRM
TOTAL ALLOCATED												
24	118	1	476	18,786.44	18,786.44	474	18,786.24	18,786.24	48	0.20	0.20	
24	118	2	813	37,112.41	37,111.71	830	37,111.71	37,111.71	17	0.70	0.70	
24	118	3	1919	90,606.73	90,606.73	1884	90,166.45	90,166.45	35	440.28	440.28	
24	118	4	2297	91,595.90	91,595.90	2277	91,153.59	91,153.59	20	442.31	442.31	
24	118	5	1265	69,088.66	69,088.66	1360	68,917.33	68,917.33	95	171.33	171.33	
24	118	6	1370	72,978.99	72,978.99	1355	72,806.87	72,806.87	155	171.52	171.52	
24	118	7	1497	85,891.71	85,891.71	1594	85,100.03	85,100.03	97	791.68	791.68	
24	118	8	2625	124,102.73	124,102.73	2677	123,629.31	123,629.31	52	473.42	473.42	
24	118	9	1731	90,196.16	90,196.16	1848	90,010.75	90,010.75	117	185.41	185.41	
24	118	10	1080	62,532.09	62,532.09	1146	60,008.50	60,008.50	56	2,523.59	2,523.59	
24	118	11	656	33,483.92	33,483.92	671	32,776.90	32,776.90	95	2,707.02	2,707.02	
24	118	12	376	24,373.25	24,373.25	408	24,372.85	24,372.85	13	0.40	0.40	
24	118	13	335	19,963.04	19,963.04	372	19,775.61	19,775.61	37	187.43	187.43	
24	118	14	367	19,950.32	19,950.32	369	18,909.97	18,909.97	2	1,040.35	1,040.35	
24	118	15	330	13,859.92	13,859.92	333	13,860.02	13,860.02	3	0.10	0.10	
24	118	16	44	1,721.72	1,721.72	46	1,721.71	1,721.71	2	0.01	0.01	
24	118	17	1	45.86	45.86	1	45.86	45.86	0	0.00	0.00	
24	118	18	3	135.56	135.56	3	135.56	135.56	0	0.00	0.00	
24	118	19	4	197.99	197.99	4	197.99	197.99	0	0.00	0.00	
24	118	20	21	794.64	794.64	22	794.64	794.64	1	0.00	0.00	
24	118	21	96	2,880.96	2,880.96	48	1,222.61	1,222.61	48	1,658.35	1,658.35	
24	118	22	541	17,609.18	17,609.18	476	15,887.11	15,887.11	65	1,722.07	1,722.07	
24	118	23	428	13,276.71	13,276.71	401	12,524.82	12,524.82	27	751.89	751.89	
29	849	1	1760	69,238.40	69,238.40	1410	67,251.07	67,251.07	350	1,987.33	1,987.33	
29	849	2	6888	244,762.75	244,762.75	6322	226,944.88	226,944.88	566	17,817.87	17,817.87	
31	627	50	0	0.00	0.00	0	0.00	0.00	0	0.00	0.00	
31	627	59	0	15,421.87	15,421.87	0	0.00	0.00	0	15,421.87	15,421.87	
59	44	1	0	0.00	0.00	0	0.00	0.00	0	0.00	0.00	
62	44	1	0	0.00	0.00	0	0.00	0.00	0	0.00	0.00	
64	44	1	0	0.00	0.00	0	0.00	0.00	0	0.00	0.00	
64	44	2	12194	468,168.58	468,168.58	9279	392,340.14	392,340.14	2915	75,828.44	75,828.44	
64	44	4	9862	378,560.58	378,560.58	8109	335,811.43	335,811.43	1753	42,749.15	42,749.15	
69	193	1	120	5,262.96	5,262.96	122	5,204.86	5,204.86	2	58.10	58.10	
69	224	1	24	872.56	872.56	28	872.49	872.49	2	0.07	0.07	
69	233	1	362	14,870.10	14,870.10	348	13,201.73	13,201.73	14	1,668.37	1,668.37	
69	233	2	288	12,460.10	12,460.10	321	12,294.60	12,294.60	33	165.50	165.50	
69	233	3	99	3,937.66	3,937.66	110	3,957.51	3,957.51	11	0.15	0.15	
69	233	4	51	2,392.62	2,392.62	54	2,392.56	2,392.56	3	0.06	0.06	
69	233	5	48	2,271.36	2,271.36	60	2,271.38	2,271.38	12	0.02	0.02	
69	233	6	48	2,271.36	2,271.36	57	2,271.40	2,271.40	12	0.04	0.04	
69	233	7	48	2,271.36	2,271.36	57	2,271.44	2,271.44	9	0.08	0.08	
69	233	8	48	2,271.36	2,271.36	41	2,271.44	2,271.44	7	0.08	0.08	
76	156	1	7	214.95	214.95	8	214.94	214.94	1	0.01	0.01	
TOTAL												
AMERICAN ELECTRIC POWER SERVICE CORPORATION												
FUEL AND ENERGY SYSTEM PRACTICES												
KENTUCKY POWER												
MONTHLY PURCHASE SUMMARY REPORT FOR 20100401 (EPT) TO 20100430 (EPT)												
TOTAL ALLOCATED												
TR CD	C P	B L	MWH	ENERGY COST	FUEL COST	MWH	ENERGY COST	FUEL COST	MWH	ENERGY COST	FUEL COST	FIRM
76	213	1	79	3,180.95	3,180.95	70	2,917.86	2,917.86	9	263.09	263.09	
76	213	2	5	244.60	244.60	3	244.61	244.61	2	0.01	0.01	
76	214	1	123	3,457.53	3,457.53	33	1,707.00	1,707.00	90	2,250.53	2,250.53	
76	214	1	81	3,202.84	3,202.84	68	2,704.21	2,704.21	13	498.63	498.63	
76	504	1	28	941.81	941.81	30	941.80	941.80	2	0.01	0.01	
76	436	1	105	3,611.38	3,611.38	101	3,611.38	3,611.38	4	0.00	0.00	
76	436	9	0	0.01	0.00	0	0.00	0.00	0	0.01	0.00	
76	550	1	16	450.59	450.59	2	96.08	96.08	14	354.51	354.51	
TOTAL CASH												
50509			2131,542.55	2116,120.69	2116,120.69	45415	1961,211.24	1961,211.24	5094	170,331.31	154,909.45	

	Apr Actual	PSUM	KPCO,txt	
TOTAL	50509	2131542.55	2116120.69	45415
		1961211.24	1961211.24	5094
			170,331.31	154,909.45