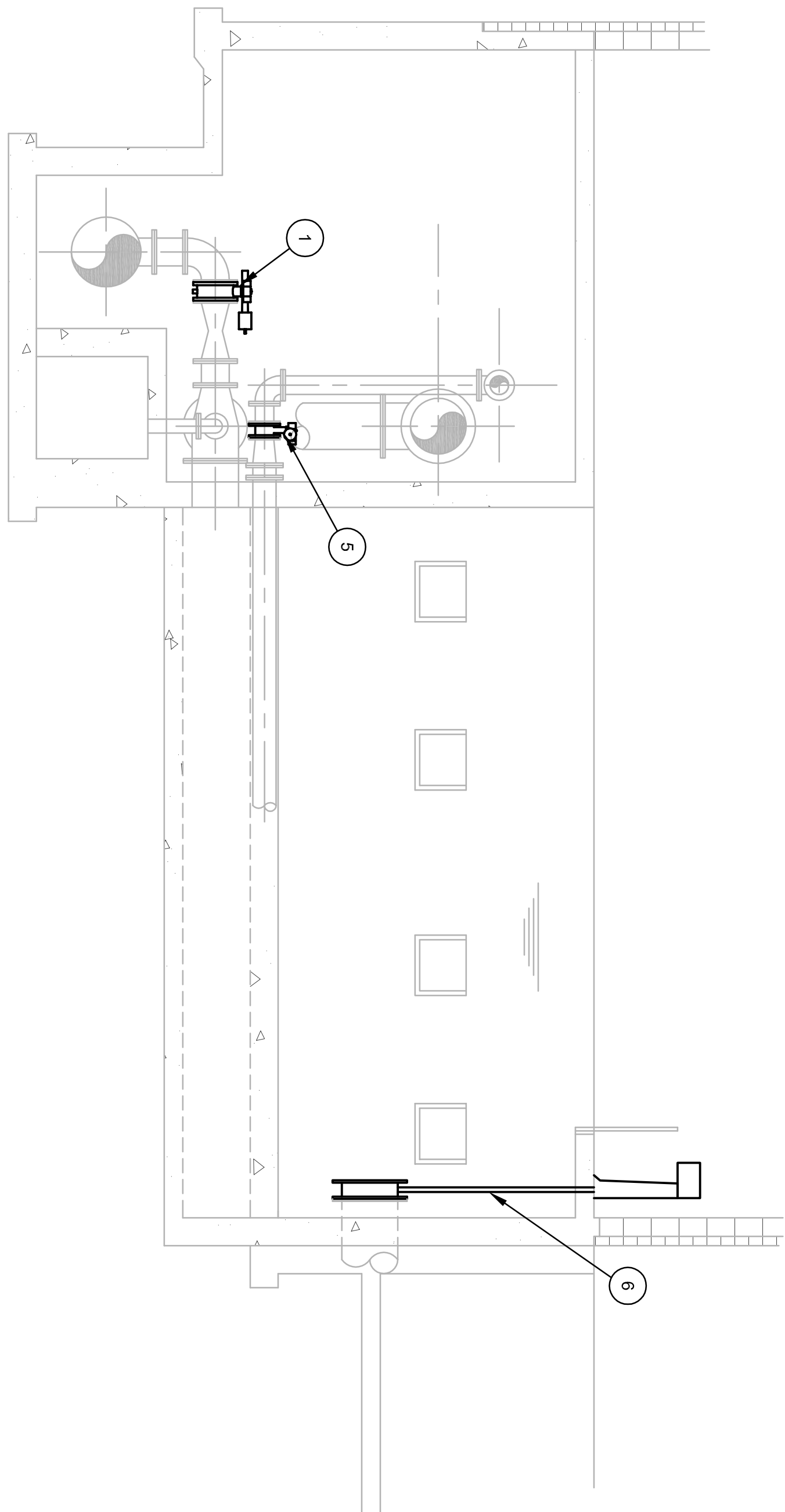


# KEYED NOTES

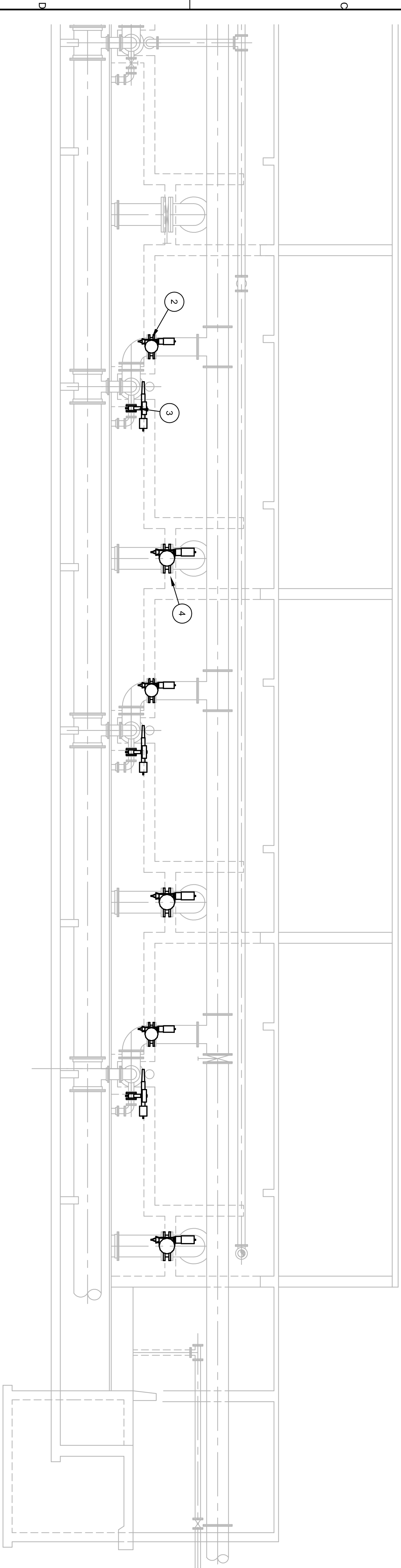
- 1 REMOVE EXISTING 12" DIA. BUTTERFLY VALVE. INSTALL NEW 12" DIA. BUTTERFLY VALVE WITH ELECTRIC OPERATOR (TYP. OF 3 EACH)
- 2 REMOVE EXISTING 20" DIA. BUTTERFLY VALVE. INSTALL NEW 20" DIA. BUTTERFLY VALVE WITH ELECTRIC OPERATOR (TYP. OF 3 EACH)
- 3 REMOVE EXISTING 6" DIA. BUTTERFLY VALVE. INSTALL NEW 6" DIA. BUTTERFLY VALVE WITH ELECTRIC OPERATOR (TYP. OF 3 EACH)
- 4 REMOVE EXISTING 24" DIA. BUTTERFLY VALVE. INSTALL NEW 24" DIA. BUTTERFLY VALVE WITH ELECTRIC OPERATOR (TYP. OF 3 EACH)
- 5 REMOVE EXISTING 8" DIA. BUTTERFLY VALVE. INSTALL NEW 8" DIA. BUTTERFLY VALVE WITH ELECTRIC OPERATOR (TYP. OF 3 EACH)
- 6 REMOVE EXISTING 24" DIA. BUTTERFLY VALVE AND STAND. INSTALL NEW 24" DIA. BUTTERFLY VALVE WITH ELECTRIC OPERATOR (TYP. OF 3 EACH)

ALL EXISTING PIPING AND NEW VALVES SHALL BE PAINTED IN ACCORDANCE WITH SECTION 09 90 00 OF THE SPECS AND SUMARIZED. COLORS ARE SUMARIZED BELOW.


RAW WATER LINE - MEDIUM BLUE  
 BACKWASH SUPPLY LINE - LIGHT GRAY  
 BACKWASH WASTE LINE - LIGHT BROWN  
 REMWASH WASTE LINE - DARK BLUE  
 FINISH WATER LINE - DARK BLUE  
 AIR SUPPLY LINE - DARK GREEN



**A** SECTION  
 1/4" = 1'-0"  
 MP-AD-001



**B** SECTION  
 3/16" = 1'-0"  
 MP-AD-001



NO.	DATE	DR	CHK	APVD	BY	APVD
DSGN		BAT	JRB	D RAMSEY	B TIPPEY	

**CH2MHILL HDR**

Northern Kentucky  
**Water District**

**PROCESS MECHANICAL  
 FILTER BUILDING  
 PIPE GALLERY  
 SECTIONS**

**ADVANCED TREATMENT  
 MEMORIAL PARKWAY TREATMENT PLANT  
 NORTHERN KENTUCKY WATER DISTRICT  
 FORT THOMAS, KENTUCKY**

AS NOTED  
 VERIFY SCALE  
 BARS ONE INCH ON ORIGINAL DRAWING.  
 DATE 12/08/09  
 PROJ 380723  
 DWG MP-AD-002  
 SHEET 167