

RECEIVED

DEC 23 2009

PUBLIC SERVICE  
COMMISSION

COMMONWEALTH OF KENTUCKY

BEFORE THE PUBLIC SERVICE COMMISSION

THE APPLICATION OF GREEN RIVER VALLEY )  
WATER DISTRICT FOR AN ADJUSTMENT )  
OF ITS WATER RATES AND NON RECURRING )  
CHARGES , AND REVISIONS TO ITS TARIFF )

CASE NO.  
2009-00455

\*\*\* \*\* \*\*\* \*\* \*\*\* \*\* \*\*

**PETITION**

The Applicant, GREEN RIVER VALLEY WATER DISTRICT (“Green River Valley”), by counsel, pursuant to KRS 278.030, KRS 278.0152, 807 KAR 5:001, and all other applicable regulations, tenders this Petition and Application and requests, the Public Service Commission (“PSC”) to enter an Order approving the rates proposed in this filing and to approve certain changes in Green River Valley’s tariff. In support of this Petition and Application, and in conformity with the rules of the PSC, Green River Valley states as follows:

**OVERVIEW**

1. Green River Valley requests the PSC take the following actions:
2. To approve the proposed adjustment of water rates and charges to all customers. The percentages for each rate step are shown in the proposed billing analysis and the customer notice.

3. To approve the corresponding tariff sheets setting out the revised charges.
4. To grant Green River Valley any deviation or any other relief that may be allowed.

## **GENERAL INFORMATION**

1. Green River Valley is a non-profit water district organized under KRS Chapter 74.070. It has the power to make contracts in furtherance of its lawful and proper purposes. Green River Valley has no separate articles of incorporation or by-laws.

2. The mailing address of Green River Valley is as follows:

85 East Les Turner Road  
PO Box 399  
Cave City, Kentucky 42127  
Telephone: 270-773-2135

3. Green River Valley is engaged in the distribution and sale of water. It currently provides water service to approximately 6,764 retail customers. Green River Valley also provides service to the City of Horse Cave, City of Cave City, City of Munfordville, City of Bonnierville, Green Taylor Water District, Larue County Water District and Caveland Environmental Authority. All wholesale customers are charged the same rate.

4. Green River Valley's operating income is \$3,331,537 while expenses are \$4,251,340 a deficit of \$919,803. The deficit amount includes the funding of

\$389,557 in depreciation. Total depreciation expense is \$849,160. The overall increase is 28 percent.

5. A customer using 5,000 gallons will see an increase from \$24.12 to \$31.34 an increase of \$7.22 or 30 percent.
6. A Filing Requirement Index, which shows the location of all documents required by the applicable administrative regulations, or explains the reason for the absence of any documents, is included with the Application.
7. Green River Valley has complied with 807 KAR 5:011, Section 9, (2) and 807 KAR 5:001, Section 10, (3) and (4), by preparing to be delivered to newspapers of general circulation in its service area a copy of the Notice, identified as Exhibit No 2, in the filing requirements for publishing once a week for 3 consecutive weeks in a prominent manner, the first of said publications to be made within 7 days from the date of filing the Application with the PSC.
8. Green River Valley has filed with the Executive Director of the PSC a written notice of its intention to file this rate application. The notice stated that Green River Valley would be filing an application based on a historical test year. The notice was also mailed to the Office of the Attorney General, Rate Intervention Division. A copy of the acknowledgement of notice is identified as Exhibit 1.
9. As required by 807 KAR 5:001, Section 10, (4), (f), Green River Valley will post a copy of its customer notice at its place of business on the date the

application is filed with the PSC. The notice will remain posted until the PSC has determined Green River Valley's rates.

10. Green River Valley's annual reports for the past two years are on file with the PSC.

## **RATE INCREASE**

1. The proposed increase in rates and charges are necessary for Green River Valley to meet its operating and maintenance expenses and debt. On August 26, 2009, in Case No. 2009-00162, Green River Valley was granted a Certificate of Public Convenience and Necessity to construct a waterworks project. The total cost of the project is \$4,067,193 and will be paid for by a 12-to 18-month short-term loan from Kentucky Rural Water Finance Corporation. Actual construction on the project began in September of 2009.
2. Green River Valley is unable to obtain long term financing or issue securities at this time because its debt service coverage ratio has dropped below 1.20. Green River Valley's bond covenants prohibit it from issuing new, long-term debt obligations unless its debt service coverage ratio is a least 1.20. Green River Valley requests expedited treatment in processing this application due to the debt service coverage ratio.
3. An increase in rates is essential for Green River Valley to maintain a reasonable level of service, to meet the expanding needs of the service area and to cover its debt service and operation and maintenance expense.

4. A proforma schedule setting out expenses and income is set out in Exhibit 5. Information regarding expenses is also contained on CDs included as part of this filing. For a complete list of financial information, see table of contents.
5. Green River Valley is proposing one pro forma adjustment in addition to the adjustment for new debt. The city of Glasgow increased it's rate to \$1.95 on July 1, 2009. Based on purchasing 6,621,000 gallons (see 2008 annual report) the purchased water cost will be \$12,911, an increase of \$7,434 over test year cost.

### **NONRECURRING CHARGES AND TARIFF REVISIONS**

1. Exhibit 4, sets out tariff revisions that Green River Valley is requesting to be approved. Green River Valley currently charges a deposit of \$50.00 for all meter sizes, as shown on Original Sheet 6 of its current tariff. Green River Valley is submitting a Revised Sheet 6, setting out an equal deposit amount not to exceed 2/12 of the average annual bill.
2. Original Sheet No. 10, shows the current leak adjustment rate and wholesale rate. The current leak adjustment shown on Page 10 is somewhat in conflict with Original Sheet No. 23 which sets out Green River Valley's policy in greater detail. Green River Valley is submitting a Revised Sheet No. 10, reflecting a revised leak adjustment policy that reflects the language set out on Original Sheet No. 23. Green River Valley is including Original Sheet No. 23 in this exhibit for information purposes only.

3. Original Sheet No. 10 additionally reflects the revised wholesale rate. Maintenance and billing charge for Horse Cave and Cave City is not shown on the revised tariff since the charges are not Commission regulated.
4. Proposed tariff sheets setting out reporting requirements for fire departments, credit/debit cards and ACH/Bank Drafts is included.
5. Green River Valley is proposing to increase its meter connection charge for a  $5/8 \times 3/4$  inch connection from \$625 to \$750. All connections greater than  $5/8 \times 3/4$  inch would be the actual cost of installation. Cost justification for this increase is included in this Exhibit.


WHEREFORE, Green River Valley respectfully requests that the PSC take the following actions:

- A. Approve the proposed adjustment of water rates and charges to all customers;
- B. Approve Green River Valley's revised tariff sheets;
- C. Grant Green River Valley any and all other proper relief.

Dated at Cave City, Kentucky this December 23 2009.

Respectfully submitted,

GREEN RIVER VALLEY WATER DISTRICT



Patrick A. Ross  
Hensley & Ross  
Attorneys at Law  
PO Box 350  
207 East Main Street  
Horse Cave, Kentucky 42749  
270-786-2155

COUNSEL FOR GREEN RIVER VALLEY  
WATER DISTRICT

**Filing Requirement Index  
Historical Test Period Rate Case**

Filing Requirements	Filing Requirement Description	Location or Absence Reason
807 KAR 5:001 Section 8(2)	Full name and P. O. address of applicant and reference to the particular provision of law requiring PSC approval.	Application – Page Nos. 1 and 2.
807 KAR 5:001 Section 10(1)(b)(1)	The original and 10 copies of application plus copy for anyone named as interested party.	The correct number of applications has been filed.
807 KAR 5:001 Section 10(1)(b)(2)	Reason adjustment is required.	Application – Page No. 4 and 5.
807 KAR 5:001 Section 10(1)(b)(3) & (5)	Statement that utility's annual reports, including the most recent calendar year, are filed with PSC. 807 KAR 5:006, Section 3(1)	#10 – Page 4.
807 KAR 5:001 Section 10(1)(b)(4) & (5)	If utility is incorporated certified copy of articles of incorporation and amendments or out of state documents of similar import. If they have already been filed with PSC refer to the style and case number of the prior proceeding and file a certificate of good standing or authorization dated within 60 days of date application filed.	Not applicable
807 KAR 5:001 Section 10(1)(b)(6)	If applicant is limited partnership, certified copy of limited partnership agreement. If agreement filed with PSC refer to style and case number of prior proceeding and file a certificate of good standing or authorization dated within 60 days of date application filed.	N/A – Green River Valley is not a limited partnership.
807 KAR 5:001 Section 10(1)(b)(7)	Certified copy of certificate of assumed name required by KRS 365.015 or statement that certificate not necessary.	N/A – Green River Valley has never used an assumed name.
807 KAR 5:001 Section 10(1)(b)(8)	Proposed tariff in form complying with 807 KAR 5:011 effective not less than 30 days from date application filed.	Exhibit No. 4
807 KAR 5:001 Section 10(1)(b)(9)	Proposed tariff changes shown by present and proposed tariffs in comparative form or by indicating additions in italics or by underscoring and striking over deletions in current tariff.	Exhibit No. 3.
807 KAR 5:001 Section 10(1)(b)(9)	Statement that notice given, see subsections (3) and (4) of 807 KAR 5:001, Section 10 with copy.	Application – Page No. 3



**Filing Requirement Index  
Historical Test Period Rate Case**

Filing Requirements	Filing Requirement Description	Location or Absence Reason
807 KAR 5:001 Section 10(2)	If gross annual revenues exceed \$1,000,000, written notice of intent filed at least 4 weeks prior to application. Notice shall state whether application will be supported by historical or fully forecasted test period.	Exhibit No. 1
807 KAR 5:001 Section 10 (6)(a)	Complete description and quantified explanation for proposed adjustments with support for changes in price or activity levels, and other factors affecting the adjustment.	Exhibit No. 5
807 KAR 5:001 Section 10 (6)(b) & (c)	If gross annual revenues exceed \$1,000,000, prepared testimony of each witness who will support the application. If less than \$1,000,000, prepared testimony of each witness who will support application or statement that utility does not plan to submit prepared testimony.	Green River Valley does not intend to submit prepared testimony.
807 KAR 5:001 Section 10 (6)(d)	Estimate of effect that new rate(s) will have on revenues including, at minimum, total revenues resulting from increase or decrease and percentage of increase or decrease.	Customer Notice – Exhibit No. 2 and application at Page 3, and CD
807 KAR 5:001 Section 10 (6)(e)	If electric, gas, water or sewer utility effect upon the average bill for each customer classification to which change will apply.	Exhibit No. 2 (Customer notice), and Page 3, and CD – Only one classification
807 KAR 5:001 Section 10 (6)(f)	If local exchange company, effect upon the average bill for 807 each customer class for change in basic local service.	N/A –
807 KAR 5:001 Section 10 (6)(g)	Analysis of customers' bills in such detail that revenue from present and proposed rates can be readily determined for each customer class.	Exhibit No 7 and CD
807 KAR 5:001 Section 10 (6)(h)	Summary of determination of revenue requirements based on return on net investment rate base, return on capitalization, interest coverage, debt service coverage, or operating ratio, with supporting schedules.	Exhibit No. 5 and CD
807 KAR 5:001 Section 10 (6)(i)	Reconciliation of rate base and capital used to determine revenue requirements.	N/A – Revenue Requirement reflects Debt Service.

## Filing Requirement Index Historical Test Period Rate Case

Filing Requirements	Filing Requirement Description	Location or Absence Reason
807 KAR 5:001 Section 10 (6)(j):	Current chart of accounts if more detailed than the Uniform System of Accounts.	None
807 KAR 5:001 Section 10 (6)(k)	Independent auditor's annual opinion report, with any written communication from auditor, which indicates existence of material weakness in internal controls.	The 2009 Audit Report is attached as Exhibit 8.
807 KAR 5:001 Section 10 (6)(l):	The most recent FERC or FCC audit reports.	N/A –
807 KAR 5:001 Section 10 (6)m	The most recent FERC Form 1 (electric), FERC Form 2 (gas), or Automated Reporting Management Information System Report (telephone) and PSC Form T (telephone).	N/A –
807 KAR 5:001 Section 10 (6)(n)	Summary of latest depreciation study with schedules by major plant accounts, except that telecommunications utilities adopting PSC's average depreciation rates shall provide schedule identifying current and test period depreciation rates used by major plant accounts. If filed in another PSC case refer to that case's number and style.	Audit Report at Exhibit 8 and annual report.
807 KAR 5:00 Section 10 (6)(o)	List of all commercial or in-house computer software, programs, and models used to develop schedules and work papers associated with the filing. Include each software, program, or model; what each was used for; its supplier; brief description and specifications for the computer hardware and the operating system required to run the program.	Excel Word United Systems – Exhibit 9
807 KAR 5:001 Section 10 (6)(p)	Prospectuses of most recent stock or bond offerings.	N/A –
807 KAR 5:001 Section 10 (6)(q)	Annual report to shareholders, or members, and statistical supplements covering 2 years prior to application filing date.	N/A –

**Filing Requirement Index  
Historical Test Period Rate Case**

**Filing Requirement  
Description**

**Filing  
Requirements**

Filing Requirements	Filing Requirement Description	Location or Absence Reason
807 KAR 5:001 Section 10 (6)(r)	Monthly managerial reports providing financial results for 12 months in test period.	Exhibit 6.
807 KAR 5:001 Section 10 (6)(s)	SEC's annual report for most recent 2 years, Form 10-Ks and any Form 8-Ks issued within past 2 years, and Form 10-Qs issued during the past 6 quarters updated as current information becomes available.	N/A –
807 KAR 5:001 Section 10 (6)(t)	<p>If utility had any amounts charged or allocated to it by affiliate or general or home office, or paid any monies to affiliate or general or home office during test period or during previous 3 calendar years, file:</p> <ol style="list-style-type: none"> <li>1. Detailed description of method of calculation and amounts allocated or charged to utility by affiliate or general or home office for each charge allocation or payment;</li> <li>2. Explanation of how allocator for the test period was determined; and</li> <li>3. All facts relied upon, including other regulatory approval, to demonstrate that each amount charged, allocated or paid during test period was reasonable;</li> </ol>	N/A – There are no affiliate allocations.

**Filing Requirement Index  
Historical Test Period Rate Case**

**Filing Requirement  
Description**

**Filing Requirements**

**Location or  
Absence Reason**

Filing Requirements	Filing Requirement Description	Location or Absence Reason
807 KAR 5:001 Section 10 (6)(u)	If gas, electric or water utility, whose annual gross revenues exceed \$5,000,000, cost of service study based on methodology generally accepted in industry and based on current and reliable data from a single time period.	Exhibit 7.
807 KAR 5:001 Section 10 (6)(v)	<p>Local exchange carriers with fewer than 50,000 access lines need not file cost of service studies, except as specifically directed by PSC. Local exchange carriers with more than 50,000 access lines shall file:</p> <ol style="list-style-type: none"> <li>1. Jurisdictional separations study consistent with Part 36 of the FCC's rules and regulations; and</li> <li>2. Service specific cost studies to support pricing of all services that generate annual revenue greater than \$1,000,000, except local exchange access:                             <ol style="list-style-type: none"> <li>(a) Based on current and reliable data from a single time period; and</li> <li>(b) Using generally recognized fully allocated, embedded, or incremental cost principles.</li> </ol> </li> </ol>	N/A -
807 KAR 5:001 Section 10 (7)(a)	Detailed income statement and balance sheet reflecting impact of all proposed adjustments	Exhibit No. 5.
807 KAR 5:001 Section 10 (7)(b)	Most recent capital construction budget containing at least period of time as proposed for any pro forma adjustment for plant additions.	Only construction project is one approved in Case No. 2009-00162 - Exhibit 5

**Filing Requirement Index  
Historical Test Period Rate Case**

Filing Requirements	Filing Requirement Description	Location or Absence Reason
807 KAR 5:001 Section 10 (7)(c)	<p>For each proposed pro forma adjustment reflecting plant additions the following information:</p> <ol style="list-style-type: none"> <li>1. Starting date of the construction of each major component of plant;</li> <li>2. Proposed in-service date;</li> <li>3. Total estimated cost of construction at completion;</li> <li>4. Amount contained in construction work in progress at end of test period;</li> <li>5. Complete description of actual plant retirements and anticipated plant retirements related to the pro forma plant additions including the actual or anticipated date of retirement;</li> <li>6. Original cost, cost of removal and salvage for each component of plant to be retired during the period of the proposed pro forma adjustment for plant additions;</li> <li>7. Explanation of any differences in amounts contained in the capital construction budget and amounts of capital construction cost contained in the pro forma adjustment period; and</li> <li>8. Impact on depreciation expense of all proposed pro forma adjustments for plant additions and retirements;</li> </ol>	
807 KAR 5:001 Section 10 (7)(e)	<p>Number of customers to be added to the test period – end level of customers and the related revenue requirements impact for all pro forma adjustments with complete details and supporting work papers.</p>	<p>Exhibit No. 7. Billing analysis for proposed rates. No adjustment in expenses has been made. Not requesting full amount of increase that could be granted.</p>

# GREEN RIVER VALLEY WATER DISTRICT

CASE NO. 2009-00455

## LIST OF EXHIBITS

Notice of Intent	Exhibit 1
Customer Notice	Exhibit 2
Comparison of Rates	Exhibit 3
Proposed Rates	Exhibit 4
Non Recurring Charges	Exhibit 4
Tariff Revisions	Exhibit 4
Pro forma Expenses	Exhibit 5
Monthly Managerial Reports	Exhibit 6
Rate Study	Exhibit 7
Audit Report	Exhibit 8
List of Software	Exhibit 9
Board Minutes	Exhibit 10

## ON CD

Bond Amortization Schedules  
General Ledger  
Trial Balance  
Rate Study  
Employee Salaries and Benefits





Steven L. Beshear  
Governor

Leonard K. Peters  
Secretary  
Energy and Environment Cabinet

Commonwealth of Kentucky  
**Public Service Commission**

211 Sower Blvd.  
P. O. Box 615  
Frankfort, Kentucky 40602-0615  
Telephone: (502) 564-3940  
Fax: (502) 564-3460  
psc.ky.gov

David L. Armstrong  
Chairman

James Gardner  
Vice Chairman

Charles R. Borders  
Commissioner

November 23, 2009

David Paige  
General Manager  
Green River Valley Water District  
85 East Les Turner Road  
P. O. Box 399  
Cave City, KY 42127

RE: Case No 2009-00455  
Green River Valley Water District  
(General Rates)

Notice of Intent to File General Rate Case Based on Historical Test Period

This letter is to acknowledge receipt of notice of intent to file an application in the above case. The notice was date-stamped received November 23, 2009 and has been assigned Case No 2009-00455. In all future correspondence or filings in connection with this case, please reference the above case number.

If you need further assistance, please contact my staff at (502) 564-3940.

Sincerely,

A handwritten signature in black ink, appearing to read "Jeff Derouen".

Jeff Derouen  
Executive Director

JD/rs





NOTICE

The Green River Valley Water District has filed an application with the Kentucky Public Service Commission for approval to increase its water rates as follows:

		Proposed Rates	Current Rates	\$ Increase	% Increase
5/8 x 3/4 Inch Meter	First 2,000	\$ 17.21	\$ 14.34	\$ 2.87	20%
	Next 8,000	4.71	3.62	1.09	30%
	Next 10,000	3.93	3.02	0.91	30%
	Next 30,000	3.39	2.61	0.78	30%
	Next 50,000	3.06	2.35	0.71	30%
	Over 100,000	2.96	2.28	0.68	30%
1 Inch	First 5,000	\$ 31.34	\$ 24.12	\$ 7.22	30%
	Next 5,000	4.71	3.62	1.09	30%
	Next 10,000	3.93	3.02	0.91	30%
	Next 30,000	3.39	2.61	0.78	30%
	Next 50,000	3.06	2.35	0.71	30%
	Over 100,000	2.96	2.28	0.68	30%
1 1/2 Inch	First 10,000	\$ 54.89	\$ 42.88	\$ 12.01	28%
	Next 10,000	3.93	3.02	0.91	30%
	Next 30,000	3.39	2.61	0.78	30%
	Next 50,000	3.06	2.35	0.71	30%
	Over 100,000	2.96	2.28	0.68	30%
2 Inch	First 16,000	\$ 78.47	\$ 64.32	\$ 14.15	22%
	Next 4,000	3.93	3.02	0.91	30%
	Next 30,000	3.39	2.61	0.78	30%
	Next 50,000	3.06	2.35	0.71	30%
	Over 100,000	2.96	2.28	0.68	30%
Wholesale		\$ 2.14	\$ 1.58	\$ 0.56	35%
Deposits	2/12 Estimated Annual Bill		50.00		
5/8 Inch Connection		750.00	625.00		
1 Inch Connection	Actual Cost		770.00		

A customer bill for 5,000 gallons would increase from \$24.12 to \$31.34 an increase of \$7.22 or 30 percent.

The rates contained in this notice are the rates proposed by Green River Valley Water District. However, the Public Service Commission may order rates to be charged that are higher or lower than these proposed rates. Such action may result in rates for consumers other than the rates in this notice. Any corporation, association, body politic or person may by motion within 30 days after publication of the proposed rate changes request leave to intervene. The motion shall be submitted to the Public Service Commission, 211 Sower Blvd., Frankfort, Kentucky 40602, and shall set forth the grounds for the request including the status and interest of the party. Intervenors may obtain copies of the application by contacting the District's office at 85 E Les Turner Road, Cave City, Kentucky 42127 or (270) 773-2135. A copy of the application will be available for public inspection at the office of the utility.



FOR Barren, Green, Hart, Larue & Metcalfe  
Community, Town or City

P.S.C. KY. NO. 1

1<sup>st</sup> Revised SHEET NO. 4

Green River Valley Water District  
(Name of Utility)

CANCELING P.S.C. KY. NO. 1

Original SHEET NO. 4

---

COMPARISON OF RATES

---

A. MONTHLY RATES:

CURRENT

PROPOSED

5/8 x 3/4 Inch

First 2,000 Gallons	\$14.34 Minimum Bill	\$17.21 Minimum Bill
Next 8,000 Gallons	3.62 Per 1,000 Gallons	4.71 Per 1,000 Gallons
Next 10,000 Gallons	3.02 Per 1,000 Gallons	3.93 Per 1,000 Gallons
Next 30,000 Gallons	2.61 Per 1,000 Gallons	3.39 Per 1,000 Gallons
Next 50,000 Gallons	2.35 Per 1,000 Gallons	3.06 Per 1,000 Gallons
Over 100,000 Gallons	2.28 Per 1,000 Gallons	2.96 Per 1,000 Gallons

1 Inch

First 5,000 Gallons	\$24.12 Minimum Bill	\$31.34 Minimum Bill
Next 5,000 Gallons	3.62 Per 1,000 Gallons	4.71 Per 1,000 Gallons
Next 10,000 Gallons	3.02 Per 1,000 Gallons	3.93 Per 1,000 Gallons
Next 30,000 Gallons	2.61 Per 1,000 Gallons	3.39 Per 1,000 Gallons
Next 50,000 Gallons	2.35 Per 1,000 Gallons	3.06 Per 1,000 Gallons
Over 100,000 Gallons	2.28 Per 1,000 Gallons	2.96 Per 1,000 Gallons

1 1/2 Inch

First 10,000 Gallons	\$42.88 Minimum Bill	\$54.89 Minimum Bill
Next 10,000 Gallons	3.02 Per 1,000 Gallons	3.93 Per 1,000 Gallons
Next 30,000 Gallons	2.61 Per 1,000 Gallons	3.39 Per 1,000 Gallons
Next 50,000 Gallons	2.35 Per 1,000 Gallons	3.06 Per 1,000 Gallons
Over 100,000 Gallons	2.28 Per 1,000 Gallons	2.96 Per 1,000 Gallons

---

DATE OF ISSUE \_\_\_\_\_  
Month / Date / Year

DATE EFFECTIVE \_\_\_\_\_  
Month / Date / Year

ISSUED BY \_\_\_\_\_  
(Signature of Officer)

TITLE \_\_\_\_\_

BY AUTHORITY OF ORDER OF THE PUBLIC SERVICE COMMISSION  
IN CASE NO. \_\_\_\_\_ DATED \_\_\_\_\_

FOR Barren, Green, Hart, Larue & Metcalfe  
Community, Town or City

P.S.C. KY. NO. 1

1<sup>st</sup> Revised SHEET NO. 5

Green River Valley Water District  
(Name of Utility)

CANCELING P.S.C. KY. NO. 1

Original SHEET NO. 5

---

RATES

---

A. MONTHLY RATES:

CURRENT

PROPOSED

2 Inch

First 16,000 Gallons  
Next 4,000 Gallons  
Next 30,000 Gallons  
Next 50,000 Gallons  
Over 100,000 Gallons

\$64.32 Minimum Bill  
3.02 Per 1,000 Gallons  
2.61 Per 1,000 Gallons  
2.35 Per 1,000 Gallons  
2.28 Per 1,000 Gallons

\$78.47 Minimum Bill  
3.93 Per 1,000 Gallons  
3.39 Per 1,000 Gallons  
3.06 Per 1,000 Gallons  
2.96 Per 1,000 Gallons

---

DATE OF ISSUE \_\_\_\_\_  
Month / Date / Year

DATE EFFECTIVE \_\_\_\_\_  
Month / Date / Year

ISSUED BY \_\_\_\_\_  
(Signature of Officer)

TITLE \_\_\_\_\_

BY AUTHORITY OF ORDER OF THE PUBLIC SERVICE COMMISSION  
IN CASE NO. \_\_\_\_\_ DATED \_\_\_\_\_



FOR Barren, Green, Hart, Larue & Metcalfe  
Community, Town or City

P.S.C. KY. NO. 1

1<sup>st</sup> Revised SHEET NO. 4

CANCELING P.S.C. KY. NO. 1

Original SHEET NO. 4

Green River Valley Water District  
(Name of Utility)

RATES

A. MONTHLY RATES:

5/8 x 3/4 Inch

First 2,000 Gallons  
Next 8,000 Gallons  
Next 10,000 Gallons  
Next 30,000 Gallons  
Next 50,000 Gallons  
Over 100,000 Gallons

\$17.21 Minimum Bill  
4.71 Per 1,000 Gallons  
3.93 Per 1,000 Gallons  
3.39 Per 1,000 Gallons  
3.06 Per 1,000 Gallons  
2.96 Per 1,000 Gallons

1 Inch

First 5,000 Gallons  
Next 5,000 Gallons  
Next 10,000 Gallons  
Next 30,000 Gallons  
Next 50,000 Gallons  
Over 100,000 Gallons

\$31.34 Minimum Bill  
4.71 Per 1,000 Gallons  
3.93 Per 1,000 Gallons  
3.39 Per 1,000 Gallons  
3.06 Per 1,000 Gallons  
2.96 Per 1,000 Gallons

1 1/2 Inch

First 10,000 Gallons  
Next 10,000 Gallons  
Next 30,000 Gallons  
Next 50,000 Gallons  
Over 100,000 Gallons

\$54.89 Minimum Bill  
3.93 Per 1,000 Gallons  
3.39 Per 1,000 Gallons  
3.06 Per 1,000 Gallons  
2.96 Per 1,000 Gallons

DATE OF ISSUE 12-23-09

Month / Date / Year

DATE EFFECTIVE 1-30-10

Month / Date / Year

ISSUED BY David Pugh

(Signature of Officer)

TITLE Manager

BY AUTHORITY OF ORDER OF THE PUBLIC SERVICE COMMISSION  
IN CASE NO. \_\_\_\_\_ DATED \_\_\_\_\_

FOR Barren, Green, Hart, Larue & Metcalfe  
Community, Town or City

P.S.C. KY. NO. 1

1<sup>st</sup> Revised SHEET NO. 5

Green River Valley Water District  
(Name of Utility)

CANCELING P.S.C. KY. NO. 1

Original SHEET NO. 5

---

RATES

---

A. MONTHLY RATES:

2 Inch

First 16,000 Gallons  
Next 4,000 Gallons  
Next 30,000 Gallons  
Next 50,000 Gallons  
Over 100,000 Gallons

\$78.47 Minimum Bill  
3.93 Per 1,000 Gallons  
3.39 Per 1,000 Gallons  
3.06 Per 1,000 Gallons  
2.96 Per 1,000 Gallons

---

DATE OF ISSUE 12-23-09

Month / Date / Year

DATE EFFECTIVE 1-30-10

Month / Date / Year

ISSUED BY David Page

(Signature of Officer)

TITLE Manager

BY AUTHORITY OF ORDER OF THE PUBLIC SERVICE COMMISSION  
IN CASE NO. \_\_\_\_\_ DATED \_\_\_\_\_



FOR Barren, Green, Hart, Larue & Metcalfe  
Community, Town or City

P.S.C. KY. NO. 1

1<sup>st</sup> Revised SHEET NO. 6

Green River Valley Water District  
(Name of Utility)

CANCELING P.S.C. KY. NO. 1

Original SHEET NO. 6

---

RULES AND REGULATIONS

---

**B. DEPOSITS**

The utility may require a minimum cash deposit or other guarantee to secure payment. Service may be refused or discontinued if payment of requested deposit is not made. An equal deposit amount for each class of customers will be established based on the average annual bill of customers in that class. Deposit amounts will not exceed two twelfths (2/12) of the average annual bills of customers in each class where bills are rendered monthly. Deposits will be adjusted each time the utility receives a rate increase approved by the Public Service Commission.

Deposit may be waived for a customer showing satisfactory credit or payment history. In determining whether a deposit will be required or waived, the following criteria will be considered; a) Previous history with the utility. If the customer has no previous history with the utility, statements from other utilities, banks, etc., may be presented by the customer as evidence of good credit; b) Whether the customer has an established income or line of credit; c) length of time the customer has resided or been located in the area; d) Whether the customer owns the property to be served; e) whether another customer with a good payment history is willing to sign as a guarantor for an amount equal to the required deposit.

Interest will accrue on all deposits at the rate prescribed by law beginning on the date of the deposit. Interest accrued will be refunded or credited to the customer's bill on an annual basis. In situations where a customer leaves the system with less than one years service, since beginning service or since the customer's last interest payment date, interest will be refunded or credited to the customer on a prorated basis.

---

DATE OF ISSUE 12-23-09  
Month / Date / Year

DATE EFFECTIVE 1-30-10  
Month / Date / Year

ISSUED BY David Page  
(Signature of Officer)

TITLE Manager

BY AUTHORITY OF ORDER OF THE PUBLIC SERVICE COMMISSION  
IN CASE NO. \_\_\_\_\_ DATED \_\_\_\_\_

FOR Hart, Barren, Larue, Green, & Metcalfe  
County, Kentucky

P.S.C. KY. NO. 1

Original SHEET NO. 6

CANCELLING P.S.C. KY. NO. \_\_\_\_\_

\_\_\_\_\_ SHEET NO. \_\_\_\_\_

Green River Valley Water District  
(Name of Utility)

RATES AND CHARGES

B. DEPOSITS:

All Meters \$50.00

DATE OF ISSUE \_\_\_\_\_  
Month / Date / Year

DATE EFFECTIVE \_\_\_\_\_  
Month / Date / Year

ISSUED BY David Davis \_\_\_\_\_  
(Signature of Officer)

TITLE Manager \_\_\_\_\_

BY AUTHORITY OF ORDER OF THE PUBLIC SERVICE COMMISSION  
IN CASE NO. \_\_\_\_\_ DATED \_\_\_\_\_

PUBLIC SERVICE COMMISSION  
OF KENTUCKY  
EFFECTIVE

JAN 24 2002

PC \_\_\_\_\_ 197 KAR 6011,  
SECTION 9 (1)  
BY Richard B. ...  
SECRETARY OF THE COMMISSION

FOR Barren, Green, Hart, Larue & Metcalfe  
Community, Town or City

P.S.C. KY. NO. 1

1<sup>st</sup> Revised SHEET NO. 10

Green River Valley Water District  
(Name of Utility)

CANCELING P.S.C. KY. NO. 1

Original SHEET NO. 10

---

RULES AND REGULATIONS

---

F. LEAK ADJUSTMENT RATE

Average usage at current rate. All usage above the 12 month average will be billed at the annual determination of cost of production.

G. WHOLESALE RATE

\$2.14 Per 1,000 Gallons

---

DATE OF ISSUE 12-23-09  
Month / Date / Year

DATE EFFECTIVE 1-30-10  
Month / Date / Year

ISSUED BY David Papp  
(Signature of Officer)

TITLE Manager

BY AUTHORITY OF ORDER OF THE PUBLIC SERVICE COMMISSION  
IN CASE NO. \_\_\_\_\_ DATED \_\_\_\_\_

FOR Hart, Barren, Larue, Green, & Metcalfe  
County, Kentucky

P.S.C. KY. NO. 1

Original SHEET NO. 10

CANCELLING P.S.C. KY. NO. \_\_\_\_\_

\_\_\_\_\_ SHEET NO. \_\_\_\_\_

Green River Valley Water District  
(Name of Utility)

RATES AND CHARGES

F. LEAK ADJUSTMENT RATE:

First 250,000 Gallons \$1.18 per 1,000 Gallons  
Over 250,000 Gallons 0.82\* per 1,000 Gallons

\*0.82 is the cost of production per 1,000 Gallons

G. WHOLESALE WATER RATES:

City of Horse Cave \$1.18 per 1,000 Gallons  
City of Cave City \$1.18 per 1,000 Gallons  
City of Munfordville \$1.18 per 1,000 Gallons  
City of Bonnieville \$1.18 per 1,000 Gallons  
Green Taylor Water District \$1.18 per 1,000 Gallons  
Larue County Water District \$1.18 per 1,000 Gallons

Maintenance and billing charge per customer for the cities:

Horse Cave \$3.70 per month  
Cave City \$3.70 per month

DATE OF ISSUE \_\_\_\_\_  
Month / Date / Year

DATE EFFECTIVE \_\_\_\_\_  
Month / Date / Year

ISSUED BY David Davis  
(Signature of Officer)

TITLE Manager

BY AUTHORITY OF ORDER OF THE PUBLIC SERVICE COMMISSION

IN CASE NO. \_\_\_\_\_ DATED \_\_\_\_\_

PUBLIC SERVICE COMMISSION  
OF KENTUCKY  
EFFECTIVE

JAN 24 2002

PURSUANT TO 807 KAR 301.1,  
SECTION 9(1)  
BY Stephen D. Bell  
SECRETARY OF THE COMMISSION

FOR Hart, Barren, Larue, Green, & Metcalfe  
County, Kentucky

P.S.C. KY. NO. 1

Original SHEET NO. 23

CANCELLING P.S.C. KY. NO. \_\_\_\_\_

SHEET NO. \_\_\_\_\_

Green River Valley Water District  
(Name of Utility)

FYI - we will leave this sheet in tariff

RULES AND REGULATIONS

W. Leak Adjustments. A customer may make a request for a bill adjustment in the event of a leak under the following conditions:

1. The customer must request a leak adjustment by phone, in person or in writing to the utility.
2. The customer's bill will be based on two components. The first step will be to calculate the customer's average monthly usage over a twelve-month period. The second step will be to deduct the customers average monthly usage (as calculated in the above) from the total amount of water that passed through the meter. The usage calculated in step one will be billed at the utility's regular rates, while the remaining usage will be charged at the per thousand gallon leak adjustment rate, as set forth in the rates and charges portion of the utility's approved tariff. All water passing through the meter must be accounted and paid for by the customer. So the customer will owe the amount of his/her average bill plus the per thousand gallon leak adjustment rate for the remainder of the water that passed through the meter.
3. If meter readings are not available for an entire twelve-month period, the water bill will be estimated by the utility, based on the average bill of the District for same size household.
4. Only one (1) leak adjustment will be made per twelve-month period.

X. Ownership of Mains, Services, and Appurtenances:

1. All mains, fire hydrants, valves, crossings, and other appurtenances are and shall remain the property of the utility, whether installed by the utility or the customer.
2. All service lines from the main to the meter with appurtenances are and shall remain the property of the utility, whether installed by the utility or the customer.
3. The customer shall install, own, and maintain his/her service line from the meter (or point of delivery) to the point of usage.

DATE OF ISSUE \_\_\_\_\_  
Month / Date / Year

DATE EFFECTIVE \_\_\_\_\_  
Month / Date / Year

ISSUED BY David Page  
(Signature of Officer)

TITLE Manager

BY AUTHORITY OF ORDER OF THE PUBLIC SERVICE COMMISSION  
IN CASE NO. \_\_\_\_\_ DATED \_\_\_\_\_

PUBLIC SERVICE COMMISSION  
OF KENTUCKY  
EFFECTIVE

JAN 24 2002

PURSUANT TO 807 KAR 5.011,  
SECTION 9 (1)  
BY: Stephan Bell  
SECRETARY OF THE COMMISSION

\_\_\_\_\_  
(Name of Utility)

FOR \_\_\_\_\_  
Community, Town or City

P.S.C. KY. NO. \_\_\_\_\_

\_\_\_\_\_ SHEET NO. \_\_\_\_\_

CANCELLING P.S.C. KY. NO. \_\_\_\_\_

\_\_\_\_\_ SHEET NO. \_\_\_\_\_

RULES & REGS

**FIRE DEPARTMENTS:**

Any city, county, urban-county, charter county, fire protection district, or volunteer fire protection district ("User") may withdraw water from the utility's water distribution system for the purpose of fighting fires or training firefighters at no charge on the condition that it maintains estimates of the amount of water used for fire protection and training during the calendar month and reports the amount of this water usage to the utility no later than the 15<sup>th</sup> day of the following calendar month.

Any city, county, urban-county, charter county, fire protection district, or volunteer fire protection district that withdraws water from the utility's water distribution system for fire protection or training purposes and fails to submit the required report on water usage in a timely manner shall be assessed the cost of this water.

A non-reporting user's usage shall be presumed to 0.3 percent of the utility's total water sales for the calendar month. A non-reporting user may present evidence of its actual usage to rebut the presumed usage. The utility shall consider this evidence and may adjust the presumed usage amount accordingly.

The non-reporting user shall be billed for this usage at the lowest usage block rate regardless of customer classification that the utility charges.

A non-reporting user shall also be assessed a penalty of \$ 200.00 for each failure to submit a report in a timely manner.

DATE OF ISSUE 12-23-09  
Month / Date / Year

DATE EFFECTIVE 1-30-10  
Month / Date / Year

ISSUED BY David Page  
(Signature of Officer)

TITLE Manager

BY AUTHORITY OF ORDER OF THE PUBLIC SERVICE COMMISSION  
IN CASE NO. \_\_\_\_\_ DATED \_\_\_\_\_

FOR Barren, Green, Hart, Larue & Metcalfe  
Community, Town or City

P.S.C. KY. NO. 1

Original        SHEET NO.       

Green River Valley Water District  
(Name of Utility)

CANCELLING P.S.C. KY. NO.       

       SHEET NO.       

---

RULES AND REGULATIONS

---

CREDIT/DEBIT CARDS

All customers may pay bills with cash, check or credit/debit cards. If on the bill due date, an attempt to pay the credit card or debit card is made and the card is declined for any reason, payment is still due in full on that date and will be considered late after that date. All late charges and penalties will be applied. If a customer is paying on the disconnect date and the card is denied, the same rules apply in addition to being disconnected.

When a customer makes a payment by credit card, the utility will assess a fee equal to that charged to the utility by the credit or debit card processing company to process the transaction. This fee is generally calculated using a formula applied to the balance of the amount charged to the debit or credit account, but may be a flat fee per transaction. Prior to processing the transaction, the customer will be informed of the fee amount and, upon request by the customer, the formula employed to arrive at the fee amount.

ACH/BANK DRAFTS

All customers may pay their bill by ACH or Bank Draft. The charge for using this method of payment will be the actual cost charged to the utility.

---

DATE OF ISSUE 12-23-09  
Month / Date / Year

DATE EFFECTIVE 1-30-10  
Month / Date / Year

ISSUED BY David Page  
(Signature of Officer)

TITLE Manager

BY AUTHORITY OF ORDER OF THE PUBLIC SERVICE COMMISSION  
IN CASE NO.        DATED

FOR Barren, Green, Hart, Larue & Metcalfe  
Community, Town or City

P.S.C. KY. NO. 1

1<sup>st</sup> Revised SHEET NO. 1

Green River Valley Water District  
(Name of Utility)

CANCELING P.S.C. KY. NO. 1

Original SHEET NO. 1

RULES AND REGULATIONS

C. METER CONNECTION/TAP-ON CHARGES:

5/8 Inch X 3/4 Inch \$750.00

All Larger Meters Actual Cost

DATE OF ISSUE 12-23-09  
Month / Date / Year

DATE EFFECTIVE 1-30-10  
Month / Date / Year

ISSUED BY David Ruge  
(Signature of Officer)

TITLE Manager

BY AUTHORITY OF ORDER OF THE PUBLIC SERVICE COMMISSION  
IN CASE NO. \_\_\_\_\_ DATED \_\_\_\_\_



FOR: Barren, Green, Hart, Larue & Metcalfe Counties  
Community, Town or City

P.S.C. KY. NO. \_\_\_\_\_

1 SHEET NO. 1

GREEN RIVER VALLEY WATER DISTRICT  
(Name of Utility)

CANCELLING P.S.C. KY. NO. \_\_\_\_\_

\_\_\_\_\_ SHEET NO. \_\_\_\_\_

---

RATES AND CHARGES

---

A. METER CONNECTION/TAP ON CHARGES

5/8 Inch x 3/4 Inch	\$625
1 Inch Meter	\$770
All Larger Meters	Actual Cost

DATE OF ISSUE \_\_\_\_\_  
Month/Date/Year

DATE EFFECTIVE 10-01-07

ISSUED BY David Dajic

TITLE Manager

BY AUTHORITY OF ORDER OF THE PUBLIC SERVICE COMMISSION

IN CASE NO. \_\_\_\_\_ DATED 10-1-07 

AVERAGE METER CONNECTION EXPENSE  
COST JUSTIFICATION

Name of Utility Green River Valley W D

The following is an itemization of expenses for providing a metered service connection.

**A. Meter Size**

5/8-Inch     3/4-Inch     1-Inch     1 1/2-Inch     2-Inch

Other (specify) \_\_\_\_\_

**B. Materials Expense**

	<u>Quantity</u>	<u>Unit Cost</u>	<u>Total Cost</u>
1. Water Meter	<u>1</u>	<u>\$ 45.00</u>	<u>\$ 45.00</u>
2. Meter Yoke	<u>1</u>	<u>134.79</u>	<u>134.79</u>
3. Corporation Stop	<u>1</u>	<u>27.12</u>	<u>27.12</u>
4. Meter Box and Top	<u>1</u>	<u>58.06</u>	<u>58.00</u>
5. Miscellaneous Fittings	_____	_____	<del>47.65</del> 36.05
6. Other (Itemize)	_____	_____	_____
<b>Total Materials Expense</b> (add total cost)			<del>\$ 372.56</del> 300.96

**C. Service Pipe Expense**

Type of Service Pipe PE Tubing Size of Service Pipe 3/4"

	<u>Quantity</u>	<u>Unit Cost</u>	<u>Total Cost</u>
1. Short Side Service	<u>15'</u>	<u>\$ .29</u>	<u>\$ 4.35</u>
2. Long Side Service	<u><del>6</del> 50'</u>	<u>.29</u>	<u>14.50</u>
<b>Average Cost</b> (Add total cost and divide by 2)			<u>\$ 9.43</u>

**D. Installation Expense**

Labor

	<u>Total Hours</u>	<u>Hourly Rate</u>	<u>Total Cost</u>
1. Short Side Service	<u>@ 6hr</u>	<u>\$ 25</u>	<u>\$ 150</u>
2. Long Side Service	<u>12hr</u>	<u>25</u>	<u>300</u>
<b>Average Cost</b> (Add total cost and divide by 2)			<u>\$ 225</u>

Equipment

	<u>Total Hours</u>	<u>Hourly Rate</u>	<u>Total Cost</u>
1. Short Side Service	<u>6hr</u>	<u>\$ 12.50</u>	<u>\$ 75</u>
2. Long Side Service	<u>12hr</u>	<u>12.50</u>	<u>150</u>
<b>Average Cost</b> (Add total cost and divide by 2)			<u>\$ 112.50</u>

**Installation Expense continued**

	<u>Total Hours</u>	<u>Hourly Rate</u>	<u>Total Cost</u>
1. Inspection	_____	\$ _____	\$ _____
2. Site Clean-up	<u>3</u>	<u>25</u>	<u>75</u>
3. Other (Itemize) CABLE LOCATES →	_____	_____	_____
<b>Total Miscellaneous</b> (add total cost)			\$ _____

**E. Overhead Expense**

1. Installation expense (\$ _____) times overhead rate ( _____ %)	\$ _____
--	----------

**F. Administrative Expense**

1. Office expense for establishing a new account and billing record.	\$ <u>25</u>
---	--------------

**G. Total Expense**

1. Total of all items:

Materials Expense	\$ <u>300.96</u>
Service Pipe Expense	<u>9.43</u>
Installation Labor Expense	<u>225.00</u>
Installation Equipment Expense	_____
Equipment Expense	<u>112.50</u>
Miscellaneous Expense	<u>75.00</u>
Overhead Expense	_____
Administrative Expense	<u>25.00</u>
<b>Total Connection Expense</b>	\$ <u>747.89</u> \$ 7.50



GREEN RIVER VALLEY WATER DISTRICT

EXPENSES FOR YEAR ENDING JUNE 30, 2009

	Current	Adjusted	Pro forma
Salaries			
Pumping	\$ 109,953		\$ 109,953
Treatment	88,214		88,214
Transmission and Distribution	262,654		262,654
Customer	130,177		130,177
Administrative and General	240,524		240,524
Directors	13,500		13,500
Payroll Taxes	64,824		64,824
Pension and Benefits			
Pumping	9,956		9,956
Treatment	10,050		10,050
Transmission and Distribution	15,391		15,391
Customer	9,892		9,892
Administrative and General	21,437		21,437
Unemployment Insurance	3,823		3,823
Purchased Water	5,477	\$ 7,434	12,911
Purchased Power Pumping	156,869		156,869
Purchased Power T&D	110,061		110,061
Purchased Power Adm and Gen	12,978		12,978
Chemicals	162,067		162,067
Materials and Supplies			
Pumping	8,861		8,861
Treatment	17,686		17,686
Transmission and Distribution	55,735		55,735
Customer	52,468		52,468
Administrative and General	16,903		16,903
Contract - Audit and Accounting	39,700		39,700
Contract - Legal	4,333		4,333
Contract - Plant	53,741		53,741
Contract-Treatment	28,742		28,742
Contract - T&D Maint	162,802		162,802
Contract - Admin and General	27,306		27,306
Equipment Rental T&D	15,543		15,543
Transportation Expenses			
Transmission and Distribution	72,616		72,616
Customer Accounts	21,600		21,600
Administrative and General	3,000		3,000

Vehicle Insurance	15,489		15,489
Liability Insurance	(2,254)	6,254	4,000
Workers Compensation	22,378		22,378
Dental Insurance	5,053		5,053
Health Insurance	266,501		266,501
Life Insurance	10,483		10,483
Property Insurance	44,108		44,108
Commissioners Insurance	4,533		4,533
Bond Insurance	6,046		6,046
Bad Debts	14,555		14,555
Misc. Customer Accounts	448		448
Misc. Administrative and General	37,883		37,883
<b>Total Operating and Maintenance</b>	<b>\$ 2,434,106</b>	<b>\$ 13,688</b>	<b>\$ 2,447,794</b>
Debt			
Interest	531,477		531,477
Principal	500,600		500,600
KRWFC Debt			
Principal		150,000	150,000
Interest		167,430	167,430
.20 Coverage		63,486	63,486
<b>Total Revenue Required</b>	<b>\$ 3,466,183</b>	<b>\$ 394,604</b>	<b>\$ 3,860,787</b>
Depreciation	639,615	209,545	849,160
Amortization	996		996
<b>Total</b>	<b>\$ 4,106,794</b>	<b>\$ 604,149</b>	<b>\$ 4,710,943</b>
<b>Proposed rates will fund \$389,557 in depreciation. - see function worksheet</b>			
<b>Actual depreciation with new construction is 849,160</b>			

GREEN RIVER VALLEY WATER DISTRICT

ALLOCATION OF EXPENSES BY FUNCTION

	TOTAL	Supply and Pumping	Transmission and Distribution	Customer	Administrative and General
Salaries					
Pumping	\$ 109,953	\$ 109,953			
Treatment	88,214	88,214			
Transmission and Distribution	262,654		\$ 262,654		
Customer	130,177			\$ 130,177	
Administrative and General	240,524				\$ 240,524
Directors	13,500			13,500	
Payroll Taxes	64,824	19,447	14,910	9,724	20,744
Pension and Benefits					
Pumping	9,956	9,956			
Treatment	10,050	10,050			
Transmission and Distribution	15,391		15,391		
Customer	9,892			9,892	
Administrative and General	21,437				21,437
Unemployment Insurance	3,823	1,147	879	573	1,223
Purchased Water	12,911	12,911			
Purchased Power Pumping	156,869	156,869			
Purchased Power T&D	110,061		110,061		
Purchased Power Adm and Gen	12,978				12,978
Chemicals	162,067	162,067			
Materials and Supplies					
Pumping	8,861	8,861			
Treatment	17,686	17,686			
Transmission and Distribution	55,735		55,735		
Customer	52,468			52,468	
Administrative and General	16,903				16,903
Contract - Audit and Accounting	39,700			39,700	
Contract - Legal	4,333				4,333
Contract - Plant	53,741	53,741			
Contract-Treatment	28,742	28,742			
Contract - T&D Maint	162,802		162,802		
Contract - Admin and General	27,306				27,306
Equipment Rental T&D	15,543		15,543		



	TOTAL	Supply and Pumping	Transmission and Distribution	Customer	Administrative and General
Transportation Expenses					
Transmission and Distribution	72,616		72,616		
Customer Accounts	21,600			21,600	
Administrative and General	3,000				3,000
Vehicle Insurance	15,489		11,617	3,408	465
Liability Insurance	4,000				4,000
Workers Compensation	22,378	5,147	7,161	3,580	6,490
Dental Insurance	5,053	1,162.19	1,617	808	1,465
Health Insurance	266,501	61,295	85,280	42,640	77,285
Life Insurance	10,483	2,411	3,355	1,677	3,040
Property Insurance	44,108	22,054	22,054		
Commissioners Insurance	4,533				4,533
Bond Insurance	6,046				6,046
Bad Debts	14,555			14,555	
Misc. Customer Accounts	448			448	
Misc. Administrative and General	37,883				37,883
Total Operating and Maintenance	\$ 2,447,794	\$ 771,714	\$ 841,674	\$ 344,751	\$ 489,655
Subtotal Less A&G	1,958,139				
Percentages		0.3941	0.4298	0.1761	
Allocation of Administrative and General		192,976	210,470	86,209	
Operation and Maintenance	\$ 2,447,794	\$ 964,689	\$ 1,052,145	\$ 430,960	
Debt					
Interest	531,477	153,544	343,387	34,546	
Principal	500,600	144,623	323,438	32,539	
KRWFC Debt					
Principal	150,000	43,335	96,915	9,765	
Interest	167,430	48,371	108,177	10,900	
.20 Coverage	63,486	18,341	41,018	4,127	
Total Revenue Required	\$ 3,860,787	\$ 1,372,903	\$ 1,965,079	\$ 522,836	
Depreciation	389,557	85,313	250,602	53,642	
Amortization	996	218	641	137	
Total	\$ 4,251,340	\$ 1,458,434	\$ 2,216,322	\$ 576,615	

GREEN RIVER VALLEY WATER DISTRICT			
OPERATING INCOME			
TEST YEAR			
Water Sales	TY	Adjustments	Proforma
Residential	\$ 2,212,239	\$ 38,391	\$2,250,630
Wholesale			
Horse Cave	342,993		342,993
Cave City	218,452		218,452
Munfordville	100,793		100,793
Larue County	127,286		127,286
Bonnieville	28,798		28,798
Green Taylor	71,344		71,344
Caveland EA	19,472		19,472
Bulk Sales	856		856
Maintenance and Contract	60,513		60,513
Forfeited Discounts	55,003		55,003
Interest Income	33,897		33,897
Miscellaneous	21,500		21,500
Total Operating Revenue	\$ 3,293,146	\$ 38,391	\$3,331,537

GREEN RIVER VALLEY WATER DISTRICT	
OPERATING INCOME	
PROPOSED	
Water Sales	
Residential	\$ 2,853,961
Wholesale	1,229,494
Bulk Sales	856
Maintenance and Contract	60,513
Forfeited Discounts	55,003
Interest Income	33,897
Miscellaneous	21,500
Total Operating Revenue	\$ 4,255,224

**GREEN RIVER VALLEY WATER DISTRICT**

**EMPLOYEE BENEFITS**

**Administrative and Management**

	Health	Dental	Life	Retirement	Salary	Totals
Paige	\$ 13,704	\$ 203	\$ 1,487	\$ 7,851	\$ 78,507	101,752
Gossett	17,194	203	1,128	5,150	51,500	75,175
Stotts	9,818	203	942	4,172	41,707	56,852
McDonald	7,335	203	204	3,427	34,271	45,441
Meredith	12,237	203	225	2,509	25,085	40,259
Cooke	11,416	203	338	-	18,720	30,678
<b>Total</b>	<b>71,704</b>	<b>1,219</b>	<b>4,324</b>	<b>23,109</b>	<b>249,790</b>	<b>350,157</b>

**Maintenance**

Thomas	\$ 7,335	\$ 203	\$ 450	\$ 3,863	\$ 38,625	50,476
Harper	14,670	203	486	4,120	41,200	60,679
Coffey	15,527	203	348	3,048	29,785	48,913
Coomer	12,998	203	554	3,049	29,369	46,175
Martin	2,293	203	276		24,461	29,679
Meador	19,698	203	469		22,339	42,710
Overfelt	2,293	203	465		21,715	24,677
Thompson	13,094	203			22,339	35,636
<b>Total</b>	<b>87,908</b>	<b>1,625</b>	<b>3,049</b>	<b>14,079</b>	<b>229,833</b>	<b>338,945</b>

**Meter Reader**

Lindsey	\$ 7,335	\$ 203	\$ 182	\$ 3,456	\$ 35,506	46,682
Bastin	5,758	203	547	2,806	28,059	37,374
Grider	7,335	203	205	3,089	30,888	41,720
Wilson	16,568	203	321		24,544	41,637
<b>Total</b>	<b>36,996</b>	<b>813</b>	<b>1,256</b>	<b>9,351</b>	<b>118,997</b>	<b>167,413</b>

**Water Plant**

Rutledge	\$ 9,859	\$ 203	\$ 683	\$ 4,875	48,719	64,335
Matthews	17,099	203	161	3,914	39,140	60,517
Ralston	7,335	203	138	3,089	30,888	41,653
Williams	16,323	203	248		23,920	40,694
Dennison	12,999	203	490	2,411	24,419	40,552
<b>Total</b>	<b>\$ 63,615</b>	<b>\$ 1,016</b>	<b>\$ 1,720</b>	<b>\$ 14,289</b>	<b>\$ 167,086</b>	<b>\$ 247,751</b>
<b>Total</b>	<b>260,223</b>	<b>4,673</b>	<b>10,349</b>	<b>60,827</b>	<b>765,705</b>	<b>1,104,266</b>

Adm. Overall operations, management, billing, collections, service orders, bookkeeping

Maint. Maintaining system, setting new meters, repairing leaks

Meter Reading reading meters, turn on and turn offs, complaints

Water Plant withdraw raw water, process and pump finished water, reporting requirements

ALSO SHOWN ON CD

Group ID: 00003120  
SubGroup ID: 0000

Invoice Number: 058040173



Billing for: Green River Valley Water District  
PO Box 399  
Cave City, KY 42127-0399

Due Date: 08/01/2009  
Billing Date: 07/17/2009  
Coverage Period From: 08/01/2009  
Through: 08/31/2009

Group ID: 00003120  
SubGroup ID: 0000

Invoice Number: 058040173

Account Summary


Previous Total Due \$22,090.08

<del>Outstanding Balance as of 07/17/2009</del>	<del>\$22,090.08</del>
Current Invoice	<u>\$22,090.08</u>
<b>Total Due</b>	<b><u>                    </u></b>

*Company pays full coverage*

**Please Pay This Amount**

\*001680030200\*



For billing questions, please call 1-866-912-3278.

- + Remember to PAY AS BILLED - pay the total amount shown as due on the bill.
- + Do not add or delete members by writing on your bill - your payment goes to an automatic deposit box that cannot read your changes.
- + Submit membership changes to Anthem as they occur. We will adjust your premiums, when applicable, on a future bill.

**IMPORTANT NOTICE REGARDING PAYMENT OF PREMIUM**

Please be advised that if Anthem does not receive the group premium payment within the 30 day grace period following the premium payment due date, the group health coverage will be terminated effective on the last date through which full premiums were paid. This notice serves as the 30-day notice of termination required by law.

**IMPORTANT NOTICE:** If this bill reflects an outstanding premium balance for the prior month's bill, Anthem's issuance of this invoice does not waive Anthem's contractual right to automatically terminate your group's coverage for failure to timely pay premiums.

Group ID: 00003120

SubGroup ID: 0000

Invoice Number: 058040173

Current Subscriber Details

SubGroup ID: 0000

SubGroup Name: Green River Valley Water District

Subscriber	Subscriber ID	Plan	Volume	Subscriber	Dependent	Total
Bastin, Lanny A	962M56404	Health 3		\$479.85	\$0.00	\$479.85
Coffey Jr, Bedford	537M56459	Health 3		\$366.35	\$927.57	\$1,293.92
Cooke, Tina M	009M54238	Health 3		\$530.75	\$420.60	\$951.35
Coomer, Michael R	236M54409	Health 3		\$479.85	\$603.36	\$1,083.21
Dennison, Gary W	771M56465	Health 3		\$479.85	\$603.36	\$1,083.21
Gossett, Adrian V	708M61243	Health 3		\$611.28	\$821.58	\$1,432.86
Grider, David M	711M56502	Health 3		\$611.28	\$611.28	\$1,222.56
Harper, Roddy L	076M56571	Health 3		\$611.28	\$611.28	\$1,222.56
Lindsey, Jackie L	629M56341	Health 3		\$611.28	\$0.00	\$611.28
Martin, Bradley L	284M59974	Health 3		\$191.10	\$0.00	\$191.10
Matthews, David R	200M56401	Health 3		\$611.28	\$813.66	\$1,424.94
McDonald, Priscilla D	227M56280	Health 3		\$611.28	\$0.00	\$611.28
Meador, Everett F	713M60482	Health 3		\$479.85	\$1,161.65	\$1,641.50
Meredith, Lori A	484M56369	Health 3		\$516.57	\$503.22	\$1,019.79
Overfelt, Steven N	004M61445	Health 3		\$191.10	\$0.00	\$191.10
Paige, David S	198M56401	Health 3		\$611.28	\$530.75	\$1,142.03
Ralston, Robert L	592M56524	Health 3		\$611.28	\$0.00	\$611.28
Rutledge, John W	204M56401	Health 3		\$611.28	\$210.30	\$821.58
Stotts, Margaret J	341M56450	Health 3		\$611.28	\$0.00	\$611.28
Thomas, Anthony R	024M56571	Health 3		\$611.28	\$0.00	\$611.28
Thompson, Harold D	899M56197	Health 3		\$479.85	\$611.28	\$1,091.13
Williams, Christophe L	366M60262	Health 3		\$201.12	\$1,159.15	\$1,360.27
Wilson, Jason S	924M60482	Health 3		\$233.25	\$1,147.47	\$1,380.72
<b>Subtotal for 0000</b>				<b>\$11,353.57</b>	<b>\$10,736.51</b>	<b>\$22,090.08</b>

\*00168003030\*



SCOTT YOUNG, MANAGER  
BILLY R. CARVER, JR., ASSISTANT MANAGER  
PHONE: (270) 651-3727  
FAX: (270) 651-1651  
.O. BOX 819  
GLASGOW, KENTUCKY 42142-0819



BOARD OF COMMISSIONERS:  
JERRY A. BOTTS, CHAIRMAN  
BUDDY UNDERWOOD, VICE CHAIRMAN  
WOODFORD L. GARDNER, JR., SECRETARY-TREASURER  
JIM MARION, COUNCIL REPRESENTATIVE  
DARRELL G. PICKETT, MEMBER-MAYOR

Glasgow Water and Sewer Commission

May 16, 2008

Green River Valley Water District  
P.O. Box 399  
Cave City, KY 42127

**RE: Wholesale Rate Increase**

Dear Wholesale Customer:

Due to increased operating expenses the Glasgow Water and Sewer Commission has determined that our wholesale water rate must be increased. The current wholesale rate of \$1.40 per one thousand gallons has been in effect for over five years. The new rate will be an increase of 55 cents per one thousand gallons. However, the new rate will be phased over a two year period as follows: On July 1, 2008, the wholesale rate to be charged for water purchased on and after that date shall be \$1.75 per one thousand gallons. On July 1, 2009, the wholesale rate to be charged for water purchased on and after that date shall be \$1.95 per one thousand gallons.

The rate change will be effective July 1, 2008, however it will not appear on your bill until August, because it will apply only to water used after July 1, 2008.

A detailed rate analysis was performed to determine the necessary rate increase. The analysis addresses both wholesale and retail rates independently and examines expenses attributed to the wholesale rate. Approximately 34% of all water sold by the Glasgow Water Company provides service to our wholesale customers. The rate analysis indicates that the current rate is among the lowest in the state of Kentucky while the proposed rate is below the \$1.97 average of wholesale rates available on the Public Service Commission's website.

Enclosed you will find a Public Service Commission tariff sheet, a copy of the wholesale water rate ordinance, and a copy of the cost study analysis used to determine the new wholesale rate.

The Glasgow Water Company appreciates the great working relationship with your utility and will always work diligently with you in the supply of water to your customers. If you have any questions regarding the matter please contact me anytime.

Respectfully,

A handwritten signature in black ink, appearing to read "S. Young", is written over a white background.

Scott Young, Manager  
Glasgow Water Company

**CITY OF GLASGOW**

**ORDINANCE NO. 2633**

**AN ORDINANCE ESTABLISHING NEW RATES FOR THE GLASGOW  
WATER AND SEWER COMMISSION FOR WHOLESALE WATER RATE**

**THAT, WHEREAS,** increasing operating expenses and capital demands have rendered the existing schedule of rates inadequate to properly provide for the operation, maintenance and expansion of the Glasgow Water and Sewer Commission; and

**WHEREAS,** the Glasgow Water and Sewer Commission has unanimously recommended that the wholesale water rate be increased, over a two (2) year period, to properly provide for the operation, maintenance and expansion of the Glasgow Water and Sewer Commission, a copy of the Commission's Resolution relating to same is attached hereto as **Exhibit A**;

**NOW, THEREFORE, BE IT HEREBY ORDAINED** by the City of Glasgow, Kentucky, as follows:

**SECTION 1.** The wholesale water rate set forth in Section 2 of this Ordinance shall become effective, and applied to, all bills rendered by the Glasgow Water and Sewer Commission for wholesale water purchases described in this Ordinance on and after July 1, 2008.

**SECTION 2.** On and after July 1, 2008, the wholesale water rate to be charged for wholesale water purchases are as follows:

All used: \$1.75 – [~~\$1.40~~] per one thousand (1000) gallons.

**SECTION 3.** The wholesale water rate set forth in Section 4 of this Ordinance shall become effective, and applied to, all bills rendered by the Glasgow Water and Sewer Commission for wholesale water purchases described in this Ordinance on and after July




1, 2009.

**SECTION 4.** On and after July 1, 2009, the wholesale water rate to be charged for wholesale water purchases are as follows:

All used: \$1.95 – [~~\$1.75~~] per one thousand (1000) gallons.

**SECTION 5.** All existing rates presently in effect by the Glasgow Water and Sewer Commission, which are not affected by the specific provisions of this Ordinance, shall remain in full force and effect

**SECTION 6.** This Ordinance shall take effect upon its passage and publication according to law.



DARRELL PICKETT, MAYOR

**ATTEST:**

  
SHEILA OLIVER, CITY CLERK/ADMINISTRATOR

**First Reading:** 04-28-08

**Second Reading:** 05-12-08

GRVWD  
BOND COSTS KRWFC

BOND ISSUE PROCEEDS	4,105,000
ISSUANCE COSTS	<u>140,000</u>
TOTAL BOND ISSUE	<u><u>4,245,000</u></u>

	<u>New Issue</u>	<u>Existing Issues</u>	<u>Total</u>
Principal	150,000	500,600	650,600
Interest	167,430	531,477	698,907
Total new issue	<u>317,430</u>	<u>1,032,077</u>	<u><u>1,349,507</u></u>

The above amounts are based upon anticipated bond sale and interest rates projected by KRWFC. In volatile markets these amounts can vary substantially.