



Big Sandy Rural Electric Cooperative Corporation

504 11th Street
Paintsville, Kentucky 41240-1422
(606) 789-4095 • Fax (606) 789-5454
Toll Free (888) 789-RECC (7322)

Branch Office:

204 Glyn View Plaza
Prestonsburg, Kentucky 41653
(606) 886-2987

April 14, 2009

RECEIVED

APR 16 2009

**PUBLIC SERVICE
COMMISSION**

Mr. Jeff Derouen
Executive Director
Public Service Commission
P.O. Box 615
Frankfort, KY 40602-0615

RE: Case No. 2008-00523

Mr. Derouen:

Please find the original and three copies of the data requested in the above referenced case.

If you need anything further, please call.

Sincerely,

A handwritten signature in black ink, appearing to read "David Estep".

David Estep
Manager of Finance & Adm.

cc: All parties

ORIGINAL

Item 46 Existing and Proposed Rates

Page 1
of 2

A-1 Farm and Home

Rates	Present	Proposed	Difference
Energy Charge	\$ 0.07481	\$ 0.08562	\$ 0.01081
Off-Peak energy charge	\$ 0.04488	\$ 0.05353	\$ 0.00865

A-2 Commercial and Small Power

Rates	Present	Proposed	Difference
Energy Charge	\$ 0.06762	\$ 0.07843	\$ 0.01081

LP Large Power Service

Rates	Present	Proposed	Difference
Energy charge	\$ 0.05374	\$ 0.06455	\$ 0.01081
Primary Meter	\$ 0.05298	\$ 0.06379	\$ 0.01081

LPR Large Power Rate

Rates	Present	Proposed	Difference
Energy charge	\$ 0.05123	\$ 0.06204	\$ 0.01081
Primary Meter	\$ 0.05050	\$ 0.06131	\$ 0.01081

BIG SANDY RECC
CASE NO. 2008-00523

Item 46 Existing and Proposed Rates

Page 2
of 2

IND-1

Rates	Present	Proposed	Difference
Energy charge	\$ 0.04620	\$ 0.05701	\$ 0.01081
Primary Meter	\$ 0.04557	\$ 0.05638	\$ 0.01081

IND-2

Rates	Present	Proposed	Difference
Energy charge	\$ 0.04070	\$ 0.05151	\$ 0.01081
Primary Meter	\$ 0.04021	\$ 0.05102	\$ 0.01081

YL - Yard Lights

Rates	Present	Proposed	Difference
175 Watt	\$ 7.72	\$ 8.48	\$ 0.76
400 Watt	\$ 11.41	\$ 13.06	\$ 1.65
500 Watt	\$ 13.33	\$ 15.60	\$ 2.27
1,500 Watt	\$ 30.45	\$ 37.26	\$ 6.81
400 Watt Flood	\$ 15.64	\$ 17.29	\$ 1.65

70
153
210
630
153

ORIGINAL

Item 6
PS 10F7

FORM FOR FILING RATE SCHEDULES

FOR ALL TERRITORIES SERVED

PSC NO. 2008-00410

BIG SANDY RURAL ELECTRIC
COOPERATIVE CORPORATION

ORIGINAL SHEET NO. 1

CANCELLING PSC NO. 2006-00511

ORIGINAL SHEET NO. 1

CLASSIFICATION OF SERVICE

SCHEDULE A-1 FARM & HOME

RATE PER UNIT

APPLICABLE:

Entire territory served.

AVAILABILITY OF SERVICE:

Available to members of this Cooperative for Farm and Home use having a required transformer capacity not to exceed 50 KVA, subject to all rules and regulations established by the Cooperative.

TYPE OF SERVICE:

- A. Single-Phase, 120/240 volts, or
- B. Three-Phase, 240/480 volts, or
- C. Three-Phase, 120/208 wye volts

RATES:

Customer charge per delivery point	\$7.70 per month	(I)
Energy charge	\$0.0748 per kWh .08562	(I)
Off peak energy charge	\$0.04488 per kWh .05353	(I)

Applicable only to programs which are expressly approved by the Commission to be offered under the Marketing Rate of East Kentucky Power Cooperative's Wholesale Power Rate Schedule A during the following off-peak hours. Energy furnished under this rate shall be separately metered for each point of delivery.

Months	Off-Peak Hours (EST)
October through April	12:00 noon to 5:00 PM 10:00 PM to 7:00 PM
May through September	10:00 PM to 10:00 AM

Issued by the authority of an Order of the Public Service Commission of Kentucky in Case No. 2008-00410, Dated March 31, 2009.

DATE OF ISSUE: MARCH 26, 2009

DATE EFFECTIVE: APRIL 1, 2009

ISSUED BY: 

TITLE: PRESIDENT/GENERAL MANAGER

FORM FOR FILING RATE SCHEDULES

FOR ALL TERRITORIES SERVED

PSC NO. 2008-00410

ORIGINAL SHEET NO. 4

**BIG SANDY RURAL ELECTRIC
COOPERATIVE CORPORATION**

CANCELLING PSC NO. 2006-00511

ORIGINAL SHEET NO. 4

CLASSIFICATION OF SERVICE

SCHEDULE A-2 COMMERCIAL AND SMALL POWER RATE PER UNIT

APPLICABLE:

Entire territory served.

AVAILABILITY OF SERVICE:

Available to commercial loads having a required transformer capacity not to exceed 25 KVA

TYPE OF SERVICE:

Single-phase and Three-phase at a standard voltage

RATES:

Customer charge per delivery point	\$16.51	per month	(I)
Energy charge	\$0.06762	per kWh	<i>.07843</i> (I)
Demand charge	\$4.40	per kW	(I)

MINIMUM MONTHLY CHARGE:

The minimum monthly charge under the above rate shall be \$16.51 where 15 KVA or less of transformer capacity is required. For consumers requiring more than 15 KVA of transformer capacity, the minimum monthly charge shall be increased at the rate of 75 cents for each additional KVA or fraction thereof required.

MINIMUM ANNUAL CHARGE FOR SEASONAL SERVICE:

Customers requiring service during, but not to exceed nine months per year may guarantee a minimum annual payment of twelve (12) times the minimum monthly charge determined in accordance with the foregoing section, in which case there shall be no minimum monthly charge.

Issued by the authority of an Order of the Public Service Commission of Kentucky in Case No. 2008-00410,
Dated March 31, 2009.

DATE OF ISSUE: MARCH 26, 2009

DATE EFFECTIVE: APRIL 1, 2009

ISSUED BY: *Bobby Sexton*

TITLE: PRESIDENT/GENERAL MANAGER

Item 6
Pg. 3 of 7

FORM FOR FILING RATE SCHEDULES

FOR ALL TERRITORIES SERVED

PSC NO. 2008-00410

ORIGINAL SHEET NO. 7

BIG SANDY RURAL ELECTRIC
COOPERATIVE CORPORATION

CANCELLING PSC NO. 2006-00511

ORIGINAL SHEET NO. 7

CLASSIFICATION OF SERVICE

SCHEDULE LP LARGE POWER SERVICE

RATE PER UNIT

APPLICABLE:

Entire territory served.

AVAILABILITY OF SERVICE:

Available to customers located on or near Seller's three-phase lines having a required transformer capacity not to exceed 750 KVA, subject of the established rules and regulations of seller.

RATES:

Demand Charge	\$5.61	per kW of billing	(I)
Secondary Meter Energy Charge	\$0.05374	per kWh .06455	(I)
Primary Meter Energy Charge	\$0.05298	per KWH .06379	(I)
Customer Charge Per Delivery Point	\$55.02	per Month	(I)

DETERMINATION OF BILLING DEMAND:


The billing demand shall be the maximum kilowatt demand established by the customer for any period of fifteen (15) consecutive minutes during the month for which the bill is rendered, as indicated or recorded by demand meter and adjusted for power factor as follows:

POWER FACTOR ADJUSTMENT:

The customer agrees to maintain unity power factor as nearly as practicable. Should the demand meter indicate that the average power factor is less than ninety percent (90%), the demand for billing purposes shall be the demand as indicated or recorded by the demand meter multiplied by ninety percent (90%) and divided by the percentage power factor.

Issued by the authority of an Order of the Public Service Commission of Kentucky in Case No. 2008-00410,
Dated March 31, 2009.

DATE OF ISSUE: MARCH 26, 2009

ISSUED BY: 

DATE EFFECTIVE: APRIL 1, 2009

TITLE: PRESIDENT/GENERAL MANAGER

Witness: David Estep

Item 6
ps. 4 of 7

FORM FOR FILING RATE SCHEDULES

FOR ALL TERRITORIES SERVED

PSC NO. 2008-00410

ORIGINAL SHEET NO. 10

**BIG SANDY RURAL ELECTRIC
COOPERATIVE CORPORATION**

CANCELLING PSC NO. 2006-00511

ORIGINAL SHEET NO. 10

CLASSIFICATION OF SERVICE

SCHEDULE LPR LARGE POWER SERVICE

RATE PER UNIT

APPLICABLE:

In all territory served.

AVAILABILITY OF SERVICE:

Available to all commercial and industrial customers whose power requirements shall exceed 750 KVA of transformer capacity.

CONDITIONS:

An "Agreement for Purchase of Power" shall be executed by the customer for service under this schedule.

CHARACTER OF SERVICE:

The electric service furnished under this schedule will be 60 hertz, alternating current and at available nominal voltage.

RATE:

Maximum Demand Charge:	\$ 5.61	per kW of billing demand	(I)
Secondary Meter Energy Charge:	\$0.05123	per kWh .06204	(I)
Primary Meter Energy Charge:	\$0.05050	per kWh .06131	(I)
Customer Charge Per Delivery Point:	\$82.54	per month	(I)


DETERMINATION OF BILLING DEMAND:

The billing demand shall be the maximum kilowatt demand established by the customer for any period of fifteen (15) consecutive minutes during the month for which the bill is

Issued by the authority of an Order of the Public Service Commission of Kentucky in Case No. 2008-00410, Dated March 31, 2009.

DATE OF ISSUE: MARCH 26, 2009

DATE EFFECTIVE: APRIL 1, 2009

ISSUED BY: 

TITLE: PRESIDENT/GENERAL MANAGER

FORM FOR FILING RATE SCHEDULES

FOR ALL TERRITORIES SERVED

PSC NO. 2008-00410

BIG SANDY RURAL ELECTRIC
COOPERATIVE CORPORATION

ORIGINAL SHEET NO. 13

CANCELLING PSC NO. 2006-00511

ORIGINAL SHEET NO. 13

CLASSIFICATION OF SERVICE

SCHEDULE YL-1

RATE PER UNIT

APPLICABLE:

Entire territory served.

AVAILABILITY OF SERVICE:

Available to all members of the Cooperative subject to its established rules and regulations.

TYPE OF SERVICE:

Single-Phase, 120 volts, mercury vapor type or equivalent lighting unit.

RATES:

Flat rate per light per month as follows:

175	Watt	@	\$ 7.72 per month	8.48	(I)
400	Watt	@	\$ 11.41 per month	13.06	(I)
500	Watt	@	\$ 13.33 per month	15.60	(I)
1,500	Watt	@	\$ 30.45 per month	37.26	(I)
400 Watt Flood		@	\$ 15.64 per month	17.29	(I)

TERMS OF PAYMENT:

All of the above rates are net, the gross rates being seven percent (7%) higher. In the event the current monthly bill is not paid within 15 days from the date of the bill, the gross rates shall apply.


FUEL ADJUSTMENT CLAUSE:

All rates are applicable to the Fuel Adjustment Clause and may be increased or decreased by an amount per KWH equal to the fuel adjustment amount per KWH as billed by the Wholesale Power Supplier plus an allowance for line losses. The allowance for line losses will not exceed 10%

Issued by the authority of an Order of the Public Service Commission of Kentucky in Case No. 2008-00410, Dated March 31, 2009.

DATE OF ISSUE: MARCH 26, 2009

DATE EFFECTIVE: APRIL 1, 2009

ISSUED BY: 

TITLE: PRESIDENT/GENERAL MANAGER

Item 6
PS. 6077

FORM FOR FILING RATE SCHEDULES

FOR ALL TERRITORIES SERVED

PSC NO. 2008-00410

ORIGINAL SHEET NO. 15

BIG SANDY RURAL ELECTRIC
COOPERATIVE CORPORATION

CANCELLING PSC NO. 2006-00511

ORIGINAL SHEET NO. 15

CLASSIFICATION OF SERVICE

SCHEDULE IND 1

RATE PER UNIT

APPLICABLE:

Applicable to contracts with contract demands of 1000 KW or greater with a monthly energy usage equal to or greater than 425 hours per KW of Billing Demand. These contracts will be a "two party" contract between the Cooperative and the ultimate consumer.

AVAILABILITY:

Available to all members.

MONTHLY RATE:

Demand Charge:	\$ 5.93	per KW of Billing Demand	(I)
Secondary Meter Energy Charge	\$0 .04620	per KWH .05701	(I)
Primary Meter Energy Charge:	\$0 .04557	per KWH .05638	(I)
Customer Charge:	\$165.06		(I)

BILLING DEMAND:

The Kilowatt Demand shall be the greater of (A) or (B) listed below:

- A. The Contract Demand.
- B. The ultimate consumer's highest demand during the current month or preceding eleven months coincident with the load center's peak demand. The load center's peak demand is the highest average rate at which energy is used during any fifteen minute interval in the below listed hours for each month and adjusted for power factor as provided herein:

Months:

October through April	7:00 AM to 12:00 Noon 5:00 PM to 10:00 PM
May through September	10:00 AM to 10:00 PM

Issued by the authority of an Order of the Public Service Commission of Kentucky in Case No. 2008-00410, Dated March 31, 2009.

DATE OF ISSUE: MARCH 26, 2009

DATE EFFECTIVE: APRIL 1, 2009

ISSUED BY: *Sally Seltz*

TITLE: PRESIDENT/GENERAL MANAGER

Item 6
ps. 7 of 7

FORM FOR FILING RATE SCHEDULES

FOR ALL TERRITORIES SERVED

BIG SANDY RURAL ELECTRIC
COOPERATIVE CORPORATION

PSC NO. 2008-00410

ORIGINAL SHEET NO. 19

CANCELLING PSC NO. 2006-00511

ORIGINAL SHEET NO. 19

CLASSIFICATION OF SERVICE

SCHEDULE IND 2

RATE PER UNIT

APPLICABLE:

Applicable to contracts with contract demands of 5000 KW or greater with a monthly energy usage equal to or greater than 425 hours per KW of Billing Demand. These contracts will be a "two party" contract between the Cooperative and the ultimate consumer.

AVAILABILITY:

Available to all members.

MONTHLY RATE:


Demand Charge:	\$ 5.93	per KW of Billing Demand	(I)
Secondary Meter Energy Charge	\$0.04070	per KWH .05151	(I)
Primary Meter Energy Charge	\$0.04021	per KWH .05102	(I)
Customer Charge	\$1,176.33		(I)

BILLING DEMAND:

The Kilowatt Demand shall be the greater of (A) or (B) listed below:

- A. The Contract Demand.
- B. The ultimate consumer's highest demand during the current month or preceding eleven months coincident with the load center's peak demand. The load center's peak demand is the highest average rate at which energy is used during any fifteen minute interval in the below listed hours for each month and adjusted for power factor as provided herein.

Issued by the authority of an Order of the Public Service Commission of Kentucky in Case No. 2008-00410, Dated March 31, 2009.

DATE OF ISSUE: MARCH 26, 2009
ISSUED BY: 

DATE EFFECTIVE: APRIL 1, 2009
TITLE: PRESIDENT/GENERAL MANAGER