


Warner J. Caines
General Manager



Frankfort Plant Board

Water
Cable
Electric
Security
Local Phone
Digital Cable
Long Distance
Community TV
Ethernet/Internet
Cable Modem/ISP
Cable Advertising

December 15, 2006

Ms. Beth O'Donnell, Executive Director
Public Service Commission
211 Sower Blvd.
P.O. Box 615
Frankfort, Kentucky 40602-0615

RECEIVED

DEC 15 2006

PUBLIC SERVICE
COMMISSION

Via Hand Delivery

RE: PSC Case No. 2006-0444

Dear Ms. O'Donnell:

I enclose an original and six copies of FPB's Response to the Commission's Order of October 20, 2006 in the above case.

If you have any questions, please contact me at 502-352-4541 or hprice@fewpb.com. Thanks very much.

Sincerely,

Hance Price
Staff Attorney

HP/abb

Enclosures
Four (4) Bankers Boxes

Equal Opportunity/Affirmative Action Employer

317 West Second Street (P.O. Box 308) Frankfort, Kentucky 40602 Phone (502) 352-4372
Fax (502) 223-3887 www.fpb.cc

FRANKFORT PLANT BOARD

VOLUME 1 OF 4

COPY

COMMONWEALTH OF KENTUCKY
BEFORE THE PUBLIC SERVICE COMMISSION

In the Matter of:

THE PROPOSED ADJUSTMENT OF THE)	
WHOLESALE WATER SERVICE RATES OF)	
THE FRANKFORT ELECTRIC AND WATER)	CASE NO. 2006-00444
PLANT BOARD)	

RESPONSE TO ORDER OF OCTOBER 20, 2006

1. Provide in written verified form the direct testimony of each witness that FEWPB intends to call at the scheduled hearing in this matter.

Witness(es): Warner J. Caines, General Manager

Mike Lane, R. W. Beck & Associates

Response: Attached

2. Provide the independent auditor's reports for FEWPB's water operations and other operations, shown separately, for the fiscal years ending June 30, 2004, June 30, 2005 and June 30, 2006.

Witness: Shannon Taylor

Response: Attached

3. a. State the 12-month test period upon which FEWPB bases its proposed rate adjustment.

b. Explain why this test period was chosen.

Witness: Mike Lane

Response: Attached

4. Provide the general ledgers for FEWPB's water and other operations for the proposed test period and the most recently concluded fiscal year. These general ledgers shall include all check registers and spreadsheets used to record and track financial transactions.

Witness: Shannon Taylor

Response: Attached

5. For each outstanding revenue bond issuance related to FEWPB's water and sewer operations, provide:

- a. The bond ordinance or resolution authorizing the issuance of revenue bonds.
- b. An amortization schedule.
- c. A detailed explanation of why the debt was incurred.
- d. A calculation of the annual debt service payment, including all required

payments to debt service accounts or funds, for each of the next 3 years.

Witness: Shannon Taylor, Herbbie Bannister

Response: Attached

6. List all persons on FEWPB's payroll during the proposed test period. For each employee, state his or her job duties, total wages paid during the fiscal year, current salary or wage rate, and the percentage of work hours spent performing duties for each division

(e.g., water, electric, cable television, telephone) during the fiscal year. If FEWPB's records do not permit the allocation of an employee's work hours among city divisions, provide an estimate for each employee and explain how FEWPB derived the estimate.

Witness(es): Shannon Taylor, Warner J. Caines

Response: Attached

7. For each employee listed in Item 6, describe how FEWPB allocated his or her payroll and payroll overhead charges to each division for the proposed test period. This response shall include a detailed explanation of all allocation procedures. Payroll overhead charges include payroll taxes, health insurance premiums, pension costs, and any other employee benefit costs.

Witness: Shannon Taylor

Response: Attached

8. a. List all joint or shared costs that FEWPB incurred during the proposed test period. For each cost, list the vendor, total expense amount, amounts allocated per division, and the basis for allocation.

b. Describe the procedures to allocate joint and shared costs among FEWPB's divisions for the proposed test period.

c. Provide all internal memorandums, policy statements, correspondence and documents related to the allocation of joint and shared costs.

Witness: Shannon Taylor

Response: Attached

9. Provide detailed depreciation schedules for the water and other divisions. A separate schedule shall be provided for each division.

Witness: Shannon Taylor

Response: Attached

10. Provide an adjusted trial balance and audit adjustments for the proposed test period and the most recently completed fiscal year. The trial balance shall be traced and referenced directly to the general ledgers requested in Item 4.

Witness: Shannon Taylor

Response: Attached

11. Identify all local, state, and federal agencies to which FEWPB would annually file a financial report of its operations.

Witness: Warner J. Caines

Response: Attached

12. a. Identify all persons or entities to which FEWPB provides wholesale water service.

b. For each customer listed above, provide for each of the previous 24 months its monthly water usage and the amount that FEWPB charged it for service.

Witness: Herbbie Bannister

Response: Attached

13. a. Complete the table below:

Water Main Size	Total Miles of Line	Miles of Lines Used By FEWPB To Serve Its Wholesale Customers
36"	1.02	1.02
24"	7.71	7.71
20"	7.86	7.80
16"	11.73	11.72
14"	2.74	2.69
12"	36.31	30.31
10"	1.18	1.14
8"	53.70	34.86
6"	121.91	57.34
4"	25.59	4.79
2"	N/A	N/A

b. Who paid for the water main(s) that FEWPB uses to deliver water to FEWPB's wholesale

customer(s)?

Witness(es): David Billings, Herbbie Bannister

Response: Attached

14. a. What is the maximum capacity of FEWPB's water treatment plant?

b. For each of the customers listed in response to Item 12(a), state:

(1) The amount of FEWPB's total water treatment plant capacity currently reserved for that customer.

(2) The minimum and maximum quantity of water (in gallons) that the customer may purchase in a month under the terms of its present water purchase contract with FEWPB.

c. Describe the changes, if any, that FEWPB expects within the next 3 years in the level of water treatment capacity reserved for each of the customers listed in Item 12(a) and state the reason(s) for FEWPB's expectations.

Witness: Herbbie Bannister

Response: Attached

15. a. Who owns the master meter(s) through which FEWPB provides water to the customers listed in Item 12(a)?

b. Through how many master meters does FEWPB provide water service to each of the customers listed in Item 12(a)?

c. Who is responsible for maintaining these master meters?

Witness: Herbbie Bannister

Response: Attached

16. Provide a system map showing all FEWPB facilities that are used to service the customers listed in Item 12(a). This map shall, at a minimum, show all master meters, pumping stations, storage tanks, water transmission mains and water distribution mains used to serve the customers listed in Item 12(a). The size of all mains shall be clearly indicated on this map.

Witness: Herbbie Bannister

Response: Attached

17. What portion, if any, of FEWPB's water main(s) that serve the customers listed in Item 12(a) are gravity fed?

Witness: Herbbie Bannister

Response: Attached

18. a. List FEWPB's water sales (in gallons) for each month of the previous 36 months for each of its wholesale customers and for its retail customers.

b. List the total amount billed by FEWPB for water service for each month of the previous 36 months to each of its wholesale customers and to its retail customers.

Witness: Shannon Taylor

Response: Attached

19. Provide FEWPB's current rate schedule for its retail customers and for each of its wholesale customers.

Witness: Shannon Taylor

Response: Attached

20. Complete the table below:

FEWPB	Gallons for Test Period	Gallons for Fiscal Year Ending June 30, 2005
Plant Use * Includes water for flushing	67,21,000	73,355,000
Line Loss (Unaccounted for)	256,473,200	209,697,310
Sales to Retail	1,557,065,690	1,369,779,465
Sales to Elkhorn Water District	88,468,900	87,811,400
Sales to Farmdale Water District	254,486,300	238,022,000
Sales to Peaks Mill Water District	75,578,900	75,559,000
Sales to South Anderson Water District	28,390,200	24,862,700
Sales to US 60 Water District	189,202,300	173,408,100
Sales to North Shelby Water District	184,143,000	168,258,000
Sales to Other Wholesale Customers (Georgetown)	200,779,000	210,229,000
Total Produced and Purchased	3,029,153,000	2,803,874,000
Total Sold	2,705,466,000	2,520,821,000

Witness: Herbbie Bannister, Chris Riddle

Response: See above

21. a. State whether FEWPB provides unmetered water service to any entities (e.g., service to municipal buildings, fire departments or protection services).

b. If unmetered service is provided, then for each type of service, estimate the percentage of the total unmetered amount.

Witness: Herbbie Bannister

Response: Attached

22. Provide a copy of the cost-of-service study upon which the proposed rate is based.

Witness: Mike Lane

Response: Attached

23. a. Identify the person who prepared the cost-of-service study upon which the proposed rate is based.

b. Provide the preparer's curriculum vitae.

c. List all cases before the Commission in which the preparer has submitted a cost-of-service study.

d. List all utilities (municipal or public) for which the preparer has prepared a cost-of-service study. For each utility, identify the type of utility service (water or sewer) for which the report was prepared.

Witness: Mike Lane

Response: Attached

24. If the proposed rate is not based upon a cost-of-service study, describe how FEWPB determined the proposed wholesale rate and state who participated in the determination.

Witness: Not Applicable

Response: Not Applicable

25. Provide the ordinance or resolution in which the proposed rate adjustment was approved.

Witness: Warner J. Caines

Response: Attached

26. Provide the minutes of each meeting of the FEWPB since January 1, 2002 in which a proposed rate adjustment to FEWPB's wholesale customers was discussed.

Witness: Warner J. Caines

Response: Attached

27. Provide a copy of all correspondence, electronic mail messages, or other written communications between FEWPB and its wholesale customers since January 1, 2000 regarding revisions to FEWPB's wholesale rate.

Witness: Warner J. Caines

Response: Attached

28. Provide all contracts for water service between FEWPB and its customers for whom wholesale water service is provided and that have not been filed with the Commission.

Witness: Warner J. Caines

Response: Attached

29. a. State the annual effect of the proposed rate adjustment on FEWPB's revenues from wholesale water service to each of its wholesale water service customers.

b. Show all calculations made and state all assumptions used to derive the response to Item 29(a).

Witness: Mike Lane

Response: Attached

CERTIFICATION

I, Hance Price, certify that I am the attorney supervising the preparation of these Responses on behalf of the Frankfort Electric and Water Plant Board and that the Responses and attachments thereto are true and accurate to the best of my knowledge, information and belief formed after reasonable inquiry.

Hance Price
Hance Price

Submitted By:

John N. Hughes / by HP
John N. Hughes
124 West Todd Street
Frankfort, Kentucky 40601

Hance Price
Hance Price
317 West Second Street
Frankfort, Kentucky 40601

Attorneys for Frankfort Electric and
Water Plant Board

This the 15th day of December, 2006.

CERTIFICATE OF SERVICE

I, Hance Price, certify that on the 15th day of December 2006 a copy of this Response to the Commission's Order of October 20, 2006 was served by hand delivery to Honorable Thomas A. Marshall, Attorney at Law, 212 Washington Street, P.O. Box 223, Frankfort, KY 40602, and by mail to Honorable Donald T. Prather, Mathis, Riggs & Prather, P.S.C. Attorneys at Law, 500 Main Street, Suite 5, Shelbyville, KY 40065 and by hand delivery of an original and six copies to Beth O'Donnell, Executive Director, Kentucky Public Service Commission, 211 Sower Boulevard, P.O. Box 615, Frankfort, KY 40602-0615.

Hance Price
Hance Price

Frankfort Electric and Water Plant Board
Response to PSC Order Dated: 10-20-2006
Case No. 2006-00444

ITEM 1: Direct Testimony

Response: Ex. 1 -- Warner J. Caines, General Manager
Ex. 2 -- Mike Lane, R.W. Beck & Associates

COMMONWEALTH OF KENTUCKY
BEFORE THE PUBLIC SERVICE COMMISSION

In the Matter of:

APPLICATION OF THE FRANKFORT)
ELECTRIC AND WATER PLANT BOARD) CASE NO. 2006-00444
FOR AN ADJUSTMENT OF WHOLESALE RATES)

TESTIMONY OF WARNER J. CAINES
GENERAL MANAGER OF FRANKFORT ELECTRIC
AND WATER PLANT BOARD

Q 1 Please state your name.

A. Warner J. Caines

Q 2 Where are you employed?

A. I am employed as General Manager of the Frankfort Electric and Water Plant Board. My address is 317 W. Second Street, Frankfort, KY 40601. I have been employed as General Manager of the Plant Board since April 1985.

Q 3 Explain briefly the operation of the FEWPB.

A. The Board is an independent, municipally owned utility. There are three divisions- electric, cable/telecommunications and water. Each division is operated as a separate unit and the rates for each unit are based on its revenues and expenses.

Q 4 As part of your duties were you responsible for the determination that a rate increase for the wholesale water customers was necessary?

A. Yes. It has been almost five (5) years since the Plant Board's last cost-of-service study on water rates. Our commitment to the wholesale customer was to perform a study prior to any rate adjustment. In an effort to determine whether the rates were generating sufficient revenue and whether the customer classes were paying the appropriate share of the revenue requirements, the Plant Board contacted R. W. Beck to conduct a cost-of-service study for the purpose of determining whether a rate adjustment was necessary and whether a modification of the rate design was appropriate. In July, 2006 the cost-of-service study was presented to the Board indicating that a rate increase was necessary.

Q 5 What did the cost-of-service study indicate that the rate for the wholesale customers should be?

A. The wholesale rate according to the cost-of-service study should be \$1.714 per 1,000 gallons. The present rate is \$1.539 per 1,000 gallons.

Q 6 How many wholesale water customers does the Plant Board have and who are they?

A. The Plant Board has seven (7) wholesale water customers: The City of Georgetown Municipal Water System, Elkhorn Water District, Peaks Mill Water District, Farmdale Water District, North Shelby Water District, U.S. 60 Water District and South Anderson Water District.

Q 7 Has notice been given to the water districts affected by this rate increase?

A. Yes. On or about August 2, 2006 letters by certified mail were sent to all of the water districts affected by the rate increase encouraging them to meet with the Plant Board prior to a public hearing which was to be held on August 22, 2006. On August 22, 2006, a public hearing was held. On September 19, 2006, the Board met to discuss authorization of the proposed rate increase. On September 20, 2006, the proposed rates were submitted to the Public Service Commission and notice of the filing of those proposed rates was given to each of the water districts. Notice was also published in the appropriate newspapers.

Q 8 What rate is the Plant Board proposing for the water districts?

A. \$1.714 per 1,000 gallons.

Q 9 In general terms, why is the additional revenue reflected in the water districts' increased rate, needed by the Plant Board?

A. Several factors have prompted the need for a rate increase. These include, but are not limited to, increased cost for chemicals utilized in the water purification process, replacement pumps for FPB's raw water pumping station that supplies water to all districts, increased retirement contributions mandated by state law, and less water usage.

Q 10 Are the costs you just discussed directly related to providing service to the wholesale customers?

A. Yes. The items mentioned specifically relate to the treatment of raw water. As such, there is a direct relationship between the foregoing expenses and the cost to produce treated water, which is sold to the water districts.

Q 11 Based upon your knowledge of the operations of the Plant Board, are water revenues used to offset expenses for the other divisions of the Plant Board, that is, the electric department and the cable department?

A. No.

Q 12 Are water rates ever increased to offset losses in the other divisions?

A. No. The rates of the water division are based solely upon the revenues and expenses of the water department and have no relationship whatsoever to the revenues and expenses of either the electric or the cable division.

Q 13 Based on your familiarity with the financial condition of the water department, is this rate increase necessary?

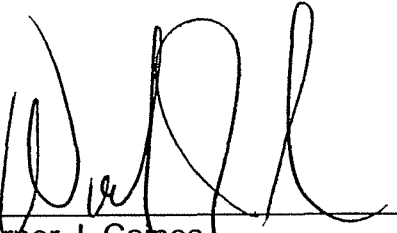
A. Yes. The revenue requirements developed for purposes of the 2006 Cost-of-Service Study, including margin for anticipated debt service and normal capital additions, indicate that current water rates produce a deficit of \$1,571,665.00.

Q 14 Does this conclude your testimony?

A. Yes.


The Affiant, WARNER J. CAINES, after being duly sworn, states that the foregoing answers are true and accurate to the best of his abilities.

FURTHER THE AFFIANT SAITH NOT.



Warner J. Caines

Subscribed and sworn to before me by Warner J. Caines this 12 day of December, 2006.



Notary Public

My commission expires: November 29, 2008

1 COMMONWEALTH OF KENTUCKY
2
3 BEFORE THE PUBLIC SERVICE COMMISSION
4
5
6

7 In the Matter of:

8
9 APPLICATION OF THE FRANKFORT)
10 ELECTRIC AND WATER PLANT BOARD) CASE NO. 2006-00444
11 FOR AN ADJUSTMENT OF WHOLESAL RATES)
12

13
14 TESTIMONY OF MICHAEL LANE
15

16
17 Q 1 Please state your name.

18 A. Michael Lane

19 Q 2 By whom are you employed?

20 A. I am a consultant for the firm of R. W. Beck, Inc., 400 Professional Park Drive,
21 Goodlettsville, TN 37072-2140.

22 Q 3 Briefly summarize your education and your work experience as it relates to
23 regulated utilities and cost-of-service studies in particular.

24 A. **Education:** In 1994 I received an Associate's in Applied Sciences and Technology in
25 Nuclear Engineering Technology from Thomas Edison State College in Trenton, NJ. In
26 1999 I received a Bachelor of Business Administration Degree from Belmont University in
27 Nashville, TN. In 2003 I earned a Master's of Business Administration (Finance) from the
28 Massey Graduate School of Business at Belmont University. In 2004 I became an
29 Accredited Senior Appraiser (ASA) of the American Society of Appraisers, specializing in
30 the appraisal of Public Utilities.

31 A. **Work Experience:** From 1987 to 1991 I was employed by the U.S. Navy as a nuclear
32 power plant operator and instructor at the Naval Nuclear Power Training Unit in Ballston
33 Spa, NY. From 1991 to 1994 I was employed by the U.S. Navy as a nuclear power plant
34 supervisor on board the USS Minneapolis-St. Paul (SSN 708). From 1994 to 1998 I was
35 employed by Hartford Steam Boiler Inspection and Insurance Company as a field
36 engineer/boiler and machinery inspector. Since joining R. W. Beck, Inc. in 1998 as a
37 consultant, I have participated in, prepared, and supervised the preparation of cost of
38 service studies, rate studies, financial studies, cost analyses, studies pertaining to the
39 valuation, appraisal, acquisition and sale of utilities, and periodic utility reports for municipal
40 electric, water, wastewater, and gas utility systems.

41
42 Q 4 Have you previously prepared cost-of-service studies involving regulated utilities?

43 A. Yes. I have participated in cost-of-service studies involving utilities including:
44
45 Clark County REMC, Indiana Harrison County REMC, Indiana (2 studies)
46 Buckeye REC, Ohio (2 studies) Lawrenceburg Power System, Tennessee
47 Frankfort EWPB (Electric), Kentucky Millennium Energy, Kentucky
48 WIN Energy REMC, Indiana (2 studies) Williamstown, Kentucky
49 Hartselle Utilities Board, Alabama Decatur Gas System, Alabama

50 Georgetown Municipal Water Henderson Municipal Power & Light,
51 and Sewer Service, Kentucky Kentucky

52
53 Corbin Utilities Hannibal Board of Public Works (Electric and
54 Commission (Water), Kentucky water), Missouri
55

56
57

58

59 Q 5 What is your involvement in the case now pending before the Public Service
60 Commission involving the Frankfort Electric and Water Plant Board?

61 A. Our firm was retained to perform a cost-of-service study for FEWPB customer
62 class of water users.

63 Q 6 What type of study have you prepared for the FEWPB?

64 A. I have prepared a cost-of-service study and rate design for FEWPB classes of
65 retail and wholesale water users. Using the Base - Extra Capacity method of analysis, the study
66 determined that there should be an overall increase in revenue and for the customers in
67 question before this commission, the wholesale purchasers; an increase of approximately
68 11.4% above the current rate is required.

69 Q 7 What directions, if any, were you given by the Plant Board prior to beginning your
70 study?

71 A. In general terms, I was asked to develop a cost-of-service model that would
72 estimate the cost of providing service to each customer class and to determine whether the
73 current rate design recovered these costs in a reasonable, nondiscriminatory manner.

74 Q 8 Were you told to adjust the results so that there was a subsidy from one class to
75 another?

76 A. No, there was no adjustment to any of the revenue or expense factors so as to
77 cause a shifting from one class to another. The study reflects the cost of providing service to
78 each class and no subsidies by one class in favor of another were included in our methodology.

79

80

81 Q 9 Explain briefly the methodology used to perform this study.

82 A. I used the base extra capacity method for this study. The analysis requires a
83 review of cost to serve each customer classification. Those customer classes are city, county,
84 fire services and hydrants, loading stations, wholesale and municipal.

85 The first step of the was to classify costs to reflect the total utility cost of service in
86 terms of costs associated with supplying the customer's average and peak rats of use and costs
87 related to customer's meters, services, and accounts.

88 Three classifications that are used in the Base Extra Capacity methodology are:

89 Base Capacity -- refers to costs that tend to vary with the total quantity of water used and
90 includes the O & M expenses and capital costs associated with service to customers
91 under average load conditions. Base costs include all costs associated with serving
92 customers to the extent required for a constant, or average, annual rate of use such as
93 the cost of chemicals.

94 Extra Capacity -- refers to cost associated with meeting rate of use requirements in excess of
95 average and includes O & M expenses and capital costs for system capacity beyond that
96 Required for average usage.

97 Customer Component -- refers to costs associated with serving customers irrespective of the
98 amount of water used or maximum demand. They include meter reading, billing, and
99 customer accounting and collecting expense, as well as costs pertaining to customer
100 meters and services.

01

102

103

104 Q 10 Please describe the base-extra capacity method.

05 A. The base-extra capacity method classifies water service costs into base costs,
106 extra capacity costs, and customer costs as described in Question 9 above. After the total
107 operating revenue requirement has been classified as to base, extra capacity, and customer
08 costs, the customer class responsibility for each of these costs is determined. This is
109 accomplished by making a determination of the average and maximum water use requirements
110 for each appropriate customer class. A rate structure is then computed that will recover the total
111 cost of service per customer class.

12 Q 11 What is the next step in the study?

113 A. Various factors, based upon customer usage and service characteristics, were
14 developed for use in allocating the test year requirements to individual customer classifications.
15 These allocation factors reflect accepted rate making principles and are based on fully
116 distributed, embedded cost allocation procedures.

17 Q 12 What are the specific allocation factors that you use?

18 A. Allocation factors, or weighting factors, were developed as follows:
119 Annual Usage – the total annual water consumption for each customer class
120 Average Usage – the average monthly consumption for each class
21 Non-Coincident Peak – the maximum monthly consumption
122 Extra Capacity – the amount by which the non-coincident peak exceeds
123 the average monthly usage
24 Number of Customers – the number of customers in each customer class as
125 of December 30, 2005.
126 Weighted Meters – the number of equivalent meters in each customer class.

Frankfort Electric and Water Plant Board
Response to PSC Order Dated: 10-20-2006
Case No. 2006-00444

ITEM 2: Independent Auditor's Reports

Response: Ex. 1 – 2004/2003

Ex. 2 – 2005/2004

Ex. 3 – 2006/2005

ELECTRIC AND WATER PLANT BOARD
OF THE CITY OF FRANKFORT, KENTUCKY

FINANCIAL STATEMENTS

TOGETHER WITH INDEPENDENT AUDITOR'S REPORT
June 30, 2004 and 2003

TABLE OF CONTENTS

Independent Auditor's Report	1
Management's Discussion and Analysis	2-3
Financial Statements	
Comparative Statement of Net Assets	5
Comparative Statements of Revenue, Expenses and Changes in Net Assets	6
Comparative Statements of Cash Flows	7
Notes to the Financial Statements	8-13
Supplemental Information	
Statement of Net Assets	14
Statement of Revenues, Expenses and Changes in Net Assets – Budget and Actual	15
Statement of Revenues and Expenses – Electric, Water and Telecommunications Divisions	16
Detail Schedules of Budgeted and Actual Operating Expenses	17-20
Comparative Schedules of Operating Expenses	21-24
Schedule of Bond Principal and Interest Maturities	25

Charles T. Mitchell Company, LLP

Certified Public Accountants

WILLIAM G. JOHNSON, JR., C.P.A.

JAMES C. LOUSE, C.P.A.

BERNADETTE SMITH, C.P.A.

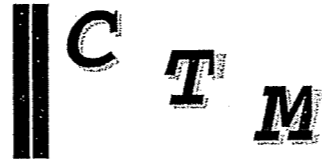
KIM FIELD, C.P.A.

GREG MIKLAVCIC, C.P.A.

Consultants

CHARLES T. MITCHELL, C.P.A.

DON C. GILES, CPA



201 WEST MAIN, P.O. BOX 698
FRANKFORT, KENTUCKY 40602-0698
TELEPHONE (502) 227-7395
TELECOPIER (502) 227-8005
HTTP://WWW.CTMCPA.COM

INDEPENDENT AUDITOR'S REPORT

Chairman
Members of the Electric and Water Plant Board
Frankfort, Kentucky

We have audited the accompanying financial statements of the Electric and Water Plant Board of the City of Frankfort, Kentucky, as of June 30, 2004 and 2003 and the related statements of revenues, expenses and changes in net assets and cash flows for the years then ended. These financial statements are the responsibility of management. Our responsibility is to express an opinion on these financial statements based on our audits.

We conducted our audits in accordance with auditing standards generally accepted in the United States of America. Those standards require that we plan and perform the audits to obtain reasonable assurance about whether the financial statements are free of material misstatements. An audit includes examining, on a test basis, evidence supporting the amounts and disclosures in the financial statements. An audit also includes assessing the accounting principles used and significant estimates made by management, as well as evaluating the overall financial statements presentation. We believe that our audits provide a reasonable basis for our opinion.

In our opinion, the financial statements referred to above present fairly, in all material respects, the financial position of the Electric and Water Plant Board of the City of Frankfort, Kentucky, as of June 30, 2004 and 2003 and the results of its operations and its cash flows for the years then ended in conformity with accounting principles generally accepted in the United States of America.

Management's Discussion and Analysis is not a required part of the financial statements but is supplemental information required by the Governmental Accounting Standards Board. We have applied certain limited procedures, which consisted principally of inquiries of management regarding methods of measurement and presentation of the supplemental information. However, we did not audit the information and express no opinion on it.

Our audits were made for the purpose of forming an opinion on the basic financial statements taken as a whole. The supplemental information on pages 14 through 25 is presented for purposes of additional analysis and is not a required part of the basic financial statements. Such information has been subjected to the auditing procedures applied in the audits of the basic financial statements and, in our opinion, is fairly stated in all material respects in relation to the basic financial statements taken as a whole.

Charles T. Mitchell Co.

Charles T. Mitchell Company

127 Equivalent meters are determined by multiplying the appropriate equivalent
28 meter and service ratio by the number of meters in each customer class. The
29 ratios are based on the average investment for a standard meter installation
130 as given by the equivalent meter and service ratios listed by the American
31 Water Works Association.

32 Other allocation factors included revenue, total gross plant, and labor factor.

133 Q 13 Why did you use this method for your study?

34 A. This is a method recognized by the American Water Works Association to be a
35 fair, accurate and reasonable means of determining revenue requirements and rates. This
136 method is currently one of the preferred methods of the AWWA for water cost-of-service studies.
37 It was developed by the Water Rate Committee of the AWWA in 1972. It is considered to be
38 one of the most up-to-date methods of cost allocation for water utilities because of the treatment
139 of cost associated with providing water service at rates of users in excess of the average water
40 use requirement.

41 Another important factor is that costs are allocated to classes of customers and a
142 cost to serve a class of customers, such as residential, industrial or wholesale, can be
43 determined under the base-extra method.

44 Q 14 What rate does your study indicate should be charged to the wholesale
145 customers?

146 A. \$1.781 per 1000 gallons for purchases up to 15 million gallons and \$1.566 per
47 1000 gallons for usage greater than 15 million gallons for Georgetown Municipal Water and
148 Sewer and a flat rate of \$1.714 per 1000 gallons for all other wholesale water customers. These
149 rates are based on our recommendation of an 11.4% increase as shown on page ES-4, table

150 ES-4 of our Cost of Service Report. Table ES-4 illustrates the existing average wholesale rates
51 and the average cost based rates revealed by the Cost of Service study and exhibited in Exhibit
152 2 of the Cost of Service Report, page 20 of 20.

153 Q 15 Does this rate take into account facilities used to serve the wholesale customer
54 class?

155 A. Yes.

156 Q 16 Does it reflect the facilities owned and operated by each water district such as
157 storage tanks?

158 A. Yes. Allocation factors, as shown on schedules 1 and 2 of Appendix 2, reflect
159 measured levels of average annual consumption and maximum monthly consumption for each
160 customer class.

161 Q 17 How do you propose to recover the allocated cost of service from the wholesale
162 user class?

163 A. It is proposed to recover the allocated cost of service from the wholesale user
164 class with a tariff that incorporates a uniform volumetric rate to recover base costs, extra
165 capacity costs, and customer costs.

166 Q 18 Based upon your experience, is the method used in preparing the cost-of-service
167 study for the FEWPB a generally accepted method in the utility industry?

168 A. Yes.

169 Q 19 Is it your opinion that the rate produced by this study is reasonable?


170 A. Yes.

171

172

173
74
175
76
177
178
79
180
81
82
183
84
85
186
87
88
189
90
91
92
193
94
95
96

FURTHER THE AFFIANT SAITH NOT.



Michael Lane

Subscribed and sworn to before me by DONNA R. FARLESS this 11th day
of December, 2006.



Notary Public

My commission expires: March 31, 2007

**Frankfort Electric & Water Plant Board
Management's Discussion & Analysis**

The Frankfort Electric and Water Plant Board is presenting the following discussion and analysis in order to provide an overall review of the Board's significant financial activities for the fiscal year ended June 30, 2004. We encourage the readers to consider the information presented here in conjunction with the Board's financial statements to enhance their understanding of the Board's financial performance.

OPERATIONAL OVERVIEW

The Board was established under Kentucky Revised Statutes (FRS 96-176) as a combined Electric and Water System to operate, maintain, improve, and expand the respective facilities and began operations in 1943. In 1954 the Board created Community Television and appointed a separate Cable Board to provide Cable TV service to Frankfort and the surrounding area. In 1988 the Board took direct control of the Cable TV operation in order to provide additional services over a fiber optic network, as a public project (the Full Service Network). All three operations are combined together and presented on pages 5 to 7 of the Audit Report. Cable Telecommunications operations are separated from the Electric and Water operations on the audit report under "Supplemental Information" pages 14 to 24. The Board has nearly completed the upgrade of the cable system to fiber optics, and is now able to provide a Full Service Network (FSN), with some exceptions, throughout the Cable Service Area. The Full Service Network includes Digital TV, High Speed Data Service, Point to Point Fiber Service, Security Service, Local and Long Distance Telephone Service, and will, in the near future, begin High Definition TV Service. The upgrade is being financed by a Master Credit Agreement with a credit line approaching \$30.0 million dollars, of which \$22.8 has been expended. The remaining \$7.2 million is expected to be expended over the next two fiscal years, to complete the upgrade and provide the necessary equipment to connect customers to the FSN system. Security for this financing is the Cable Plant exclusively and repayment will be from Cable revenues only. The Board is generally on schedule with the rollout of FSN services and anticipates beginning to repay funds borrowed under the Master Credit Agreement in Fiscal Year 2005-06 in accordance with the agreement. The Electric and Water facilities and finances are specifically excluded as security in the Master Credit Agreement.

Assets

The major changes in Assets, as reported on the Audit, are in "Property, Plant, and Equipment" and "Receivables". The Board budgeted \$7.1 million for Capital Additions this fiscal year and expended \$6.4 million. Generally the Board attempts to perform all construction in house. This sometimes leads to budgeted funds moving to or from Capital Additions in response to maintenance and repairs within these systems. Electric and Water were almost \$0.46 million under budget whereas Cable was \$0.22 million over budget and General Capital Additions (allocable to all three operations) were under run by \$0.46 million. The Electric and Water under run was partially due to movement of funds to repair and maintenance items and delay of some Water Treatment Plant upgrades. The Cable overrun was not significant and, in any event, was covered by borrowing on the Master Credit Agreement from funds unexpended due to construction delays in previous years. The General additions under run was due to delaying Computer enhancements, as IT personnel were implementing a new Customer Information and Billing system and were unable to get to the proposed enhancements, and the delay in purchasing some equipment on State Price Contracts which were in the process of being renegotiated late in the Fiscal Year. The increase in receivables is due to a changing Fuel Adjustment credit on the Electric Bills and the rollout of new services to our customers available on the FSN.

Liabilities

The Audit Report indicates that the major change in the Liabilities is in the Bonds & Bond Anticipation Note Payable. As in the prior fiscal year, all of the increase in borrowing is in the Cable operation, for the Full Service Network. This borrowing amounted to approximately \$3.63 million in the current fiscal year. This was in line with the \$3.3 million budgeted, allowing for the overrun in cable construction. The other existing major debt is the 1999 Electric and Water Bond issue on which payments and sinking fund requirements are being met in accordance with the Bond contract.

Net Assets

The increase in Invested in Capital Assets reflects the continuing construction and rebuild of the Cable Plant to FSN standards, and normal upgrades and expansion of the Electric and Water Plant. The increase in Restricted for Debt Retirement is in accordance with the 1999 Electric and Water Bond issue sinking fund requirements. Remaining categories have not significantly changed.

REVENUES & EXPENSES

Electric & Water

The Board budgets revenues and expenses based on a five-year historical calculation and current inflationary trends. There are major impacts to the Electric and Water operations due mainly to weather conditions, which cannot be adequately anticipated. The use of a 5-year historical period tends to result in an "average" year in growth, inflation and prevailing weather. It is a rare occurrence when "average" and actual coincide. For the Fiscal Year ended June 30, 2004 electric and water were both under what would be considered "average", due mainly to prevailing weather conditions. On the Electric side, the loss in revenue was offset to a large extent by a coincident decrease in purchased power costs. The remaining differences are well within anticipated variances. On the Water side, certain scheduled maintenance projects were delayed in an effort to offset less than optimal weather conditions, creating a slightly more significant decrease in expenses than revenues. The delay of these items is not expected to effect the plants operations in any significant manor, although they will be rescheduled in future budget years. Overall the Board budgeted an Electric and Water net loss of \$418 thousand dollars. Adding back depreciation and amortization the Board expected to have funds available for Capital Additions and reserves of \$2.1 million dollars. The actual income was a loss of \$348 thousand dollars with \$2.1million in available funds.

Cable Telecommunications

With the exception of storm damage, Telecommunications is not affected by Weather conditions. The Board anticipated losses for this operation due to the heavy outlay for plant, using borrowed funds (with the attendant interest expense on these funds), and start up costs for the FSN. The Board budgeted a net loss of \$2.0 million dollars with funds available (after adding back depreciation/amortization) of \$3 hundred thousand dollars. The actual loss was \$1.6 million with available funding at \$847 thousand dollars. Since all Capital Additions are being funded by borrowing, the available funding was considered adequate. The Board anticipates increases in revenues due to the rollout of the FSN services to far exceed the increases due to inflation, interest, and additional costs in future years.

Other Non-Operating Revenues

Other non-operating revenues increased \$240 thousand dollars this fiscal year. The Franklin County Government (Franklin County Kentucky) purchased an interest in the Boards mapping system for \$226 thousand dollars. The Board considers this a one-time event, occurring in this fiscal year only. In addition, one of the Water Districts served by the board paid a one-time fee of \$16 thousand dollars for the same service, for a total increase over budget of \$242 thousand dollars for these items. The Board has not included any monies for items such as this in its future budget calculations.

THE FUTURE

Electric & Water

Due to the lower consumption levels for electric and water operations in this fiscal year, and the effects of this lowered level on the five-year budget projections, the Board anticipates the need for a rate adjustment and or borrowing. For water, due to its relatively small funding reserve, this will probably occur in the next fiscal year. The Board may elect to split any funding adjustments between two fiscal years, allowing time for normally dry (or abnormally dry) summer months to increase the revenues available. For electric, which has a larger funding reserve available, any rate adjustment will probably be delayed at least one fiscal year, again to allow for possible changes in prevailing weather conditions. The Board does not anticipate any problems with implementing rate increases or borrowing for either operation.

Cable Telecommunications

The Board anticipates continuing to add significantly to the customer base for cable, in particular for high-speed data services and local and long distance phone services, over the next several Fiscal Years. Even with the increase in costs due to additional borrowing, remaining start up costs, inflation, and principal payments (scheduled to begin in Fiscal Year 2005-6), the Board anticipates being able to generate positive net income (before adding back depreciation and amortization) in Fiscal Year 06-07. The Board is aware that this means taking operational losses in the next two fiscal years and relying on borrowed funds for Capital Additions, but this was anticipated in the planning and allowed for. The Board expects to be able to repay all borrowed funds by Fiscal Year 2016, as scheduled in the Master Credit Agreement under which all Cable borrowing is being done.

FRANKFORT ELECTRIC & WATER PLANT BOARD
 COMPARATIVE STATEMENT OF NET ASSETS
 JUNE 30, 2004 AND 2003

ASSETS	2004	2003
Cash & Cash Equivalents	\$ 1,984,042	\$ 2,190,012
Investments	1,462,714	1,369,795
Accrued Interest Receivable	2,888	3,517
Receivables		
Billed user fees	5,228,467	4,425,773
Unbilled user fees	1,003,993	938,993
Advertising	192,085	150,725
Other	276,594	69,235
Inventory	3,124,105	2,812,104
Prepaid Expenses	577,400	487,234
Property, Plant, and Equipment	134,254,779	127,825,459
Less: Accumulated Depreciation	(54,203,348)	(49,435,435)
Cable Acquisition Cost	1,053,000	1,193,400
Unamortized Bond Discount	247,388	263,435
Insurance Escrow Account	105,000	113,000
Retirement Plan Assets:		
Cash and Cash Equivalents	20,201	14,783
Investments	360,627	357,390
TOTAL ASSETS	<u>\$ 95,689,935</u>	<u>\$ 92,779,420</u>
LIABILITIES AND NET ASSETS		
LIABILITIES		
Accounts and Other Payables	\$ 6,149,570	\$ 5,302,143
Accrued Expenses	769,159	645,375
Customer Deposits	1,634,088	1,524,401
Unearned Revenues	566,326	552,438
Bonds Payable Due in One Year	656,367	620,541
Long Term Debt:		
Bonds & Bond Anticipation Note Payable	35,361,203	32,389,155
Notes Payable-Retirement Plan	347,692	383,414
TOTAL LIABILITIES	<u>45,484,405</u>	<u>41,417,467</u>
NET ASSETS		
Invested in Capital Assets	44,033,861	45,380,328
Restricted for Debt Retirement	820,026	699,506
Restricted for Retirement Plans	380,827	372,173
Unrestricted	4,970,816	4,909,946
TOTAL NET ASSETS	<u>50,205,530</u>	<u>51,361,953</u>
TOTAL LIABILITIES AND NET ASSETS	<u>\$ 95,689,935</u>	<u>\$ 92,779,420</u>

The accompanying notes are an integral part of these financial statements.

FRANKFORT ELECTRIC & WATER PLANT BOARD
 COMPARATIVE STATEMENT OF REVENUES, EXPENSES, AND
 CHANGES IN NET ASSETS
 FOR THE YEARS ENDED JUNE 30, 2004 AND 2003

	2004	2003
Operating Revenues		
Fees		
Electric	\$ 31,454,323	\$ 31,223,364
Water	6,138,837	6,363,533
Telecommunication	10,747,831	9,059,117
Total Operating Revenues	48,340,991	46,646,014
Operating Expenses		
Electric	31,841,343	30,150,071
Water	5,875,295	5,674,531
Telecommunication	11,601,864	10,769,345
Total Operating Expenses	49,318,502	46,593,947
Net Income From Operations	(977,511)	52,067
Non-Operating Revenues(Expenses)		
Net Merchandise Sale	22,133	16,484
Rental Revenue	9,785	10,668
Interest Revenue	34,009	48,729
Other Non-Operating Revenue	579,602	360,366
Interest Expense	(1,597,611)	(1,471,810)
Retirement Plan Net Income/(Loss)	8,654	(5,402)
Total Non-Operating Revenues (Expenses)	(943,428)	(1,040,965)
Income (Loss) Before Contributions	(1,920,939)	(988,898)
Capital Contributions	764,516	1,036,714
Change in Net Assets	(1,156,423)	47,816
Net Assets - Beginning of Year	51,361,953	51,314,137
Net Assets - End of Year	\$ 50,205,530	\$ 51,361,953

The accompanying notes are an integral part of these financial statements.

FRANKFORT ELECTRIC & WATER PLANT BOARD
COMPARATIVE STATEMENT OF CASH FLOWS
FOR THE YEARS ENDED JUNE 30, 2004 AND 2003

	2004	2003
Cash Flows from Operating Activities:		
Change in Net Assets	\$ (1,156,423)	\$ 47,816
Adjustments to reconcile change in net assets to net cash provided by operating activities:		
Depreciation	4,995,285	4,744,638
Amortization	156,446	156,446
(Increase)/Decrease in receivables	(1,115,784)	387,947
(Increase)/Decrease in inventory	(312,002)	(59,047)
(Increase)/Decrease in prepaid expenses	(90,166)	7,167
Increase/(Decrease) in accounts and other payables	847,427	174,459
Increase/(Decrease) in accrued expenses	123,784	53,894
Increase/(Decrease) in customer deposits	109,687	158,754
Increase/(Decrease) in unearned revenues	13,888	15,587
Total Adjustments	4,728,565	5,639,845
Net cash provided by operating activities	3,572,142	5,687,661
Cash Flows from Investing Activities:		
Net capital additions	(6,543,691)	(8,599,259)
Net sale of investments	(96,156)	809,090
Net cash used by investing activities	(6,639,847)	(7,790,169)
Cash Flows from Financing Activities:		
Net increase in bond/note indebtedness	2,972,153	2,412,880
Net cash provided by financing activities	2,972,153	2,412,880
Net increase/(decrease) in cash and cash equivalents	(95,552)	310,372
Cash and cash equivalents beginning of year	2,204,795	1,894,423
Cash and cash equivalents end of year	\$ 2,109,243	\$ 2,204,795

Non-Cash Capital & Financing Activities

In 2004 and 2003, capital contributions consisted of \$764,516 and \$1,036,714 respectively.

The accompanying notes are an integral part of these financial statements.

FRANKFORT ELECTRIC AND WATER PLANT BOARD
NOTES TO THE FINANCIAL STATEMENTS
June 30, 2004

NOTE A – SUMMARY OF SIGNIFICANT ACCOUNTING POLICIES

The Frankfort Electric and Water Plant Board was formed in April, 1943 through the acquisition by the City of Frankfort, of the entire capital stock of the Tri-City Utilities Company. The company was dissolved immediately after the acquisition of the capital stock. The properties and the operation of the combined electric and water system purchased were placed under the control of the Electric and Water Plant Board, which consists of five members appointed by the Mayor and approved by the City Commissioners. Since 1946 the Electric and Water Plant Board operates as an independent entity under the provisions of the Kentucky Revised Statutes 96.172 through 96.188. The Electric and Water Plant Board produces its own water supply and purchases electricity from the Kentucky Utilities Company. On January 1, 1988, the Electric and Water Plant Board acquired the assets and interests of Community Cable Services, Inc. Previously, the cable system was operated as an independent subsidiary of the Electric and Water Plant Board, and controlled by a separate Board of Directors. On January 1, 1989, the Electric and Water Plant Board assumed the ownership of the North Woodford Water District facilities in consideration for the assumption of its obligations and liabilities. The Kentucky Public Service Commission approved the acquisition on October 6, 1988. The Electric and Water Plant Board bills and collects sewer charges for the City of Frankfort and school tax for the local city and county school boards.

The financial statements of the Electric & Water Plant Board of the City of Frankfort have been prepared in conformity with generally accepted accounting principles (GAAP) as applied to government units. The Governmental Accounting Standards Board (GASB) is the accepted standard-setting body for establishing governmental accounting and financial reporting principles. The significant accounting principles and policies utilized by the Board are described below:

The Reporting Entity

The Electric and Water Plant Board is not considered a component unit of the City of Frankfort. The Electric and Water Plant Board operates under the provisions of the Kentucky Revised Statutes mentioned above. Additionally, the City of Frankfort does not exercise financial, budgetary, accounting or administrative controls over the Electric and Water Plant Board. Therefore, the financial statements of the Electric and Water Plant Board are not included in the financial statements of the City of Frankfort.

On July 1, 2002, the Board adopted the provisions of Governmental Accounting Standards Board Statement No. 34 "*Basic Financial Statements – and Management's Discussion and Analysis – for State and Local Governments.*" Statement 34 established standards for external financial reporting for all state and local governmental entities which includes a statement of net assets, a statement of activities and changes in net assets, and a statement of cash flows. It requires the classification of net assets into three components – invested in capital assets, net of related debt; restricted; and unrestricted. These classifications are defined as follows:

- *Invested in capital assets, net of related debt* - This component of net assets consists of capital assets, including restricted capital assets, net of accumulated depreciation and reduced by the outstanding balances of any bonds, mortgages, notes, or other borrowings that are attributable to the acquisition, construction, or improvement of those assets. If there are significant unspent related debt proceeds at year-end, the portion of the debt attributable to the unspent proceeds are not included in the calculation of invested in capital assets, net of related debt. Rather, that portion of the debt is included in the same net assets component as the unspent proceeds.
- *Restricted* – This component of net assets consists of constraints placed on net asset use through external constraints imposed by creditors (such as through debt covenants), grantors, contributors, or laws or regulations of other governments or constraints imposed by law through constitutional provisions or enabling legislation.
- *Unrestricted net assets* – The component of net assets consist of net assets that do not meet the definition of "restricted" or "invested in capital assets, net of related debt".

Preparation of financial statements in conformity with generally accepted accounting principles requires management to make estimates and assumptions that affect the reported amounts of assets and liabilities and disclosure of contingent assets and liabilities at the date of the financial statements and the reported amounts of revenues and expenses during the reporting period. Actual results could differ from those estimates.

On July 1, 2002, the Board also adopted the provisions of Governmental Accounting Standards Board Statement No. 33, *Accounting and Financial Reporting for Nonexchange Transactions*. This statement requires that capital contributions to the Board be presented as a change in net assets.

The adoption of Statement No. 34 and Statement No. 33 affected the classification of net assets in accordance with the statements and the presentation of capital contributions as a change in net assets. The financial statements for the year ended June 30, 2002 were restated to reflect the adoption of Statement No. 34 and Statement No. 33.

Fund Accounting

The Electric and Water Plant Board is accounted for as an enterprise fund. Enterprise funds are used to account for operations (A) that are financed and operated in a manner similar to private business enterprises where the intent of the governing body is that the costs (expenses, including depreciation) of providing goods or services to the general public on a continuing basis be financed or recovered primarily through user charges, or (B) where the governing body has decided that periodic determination of revenues earned, expenses incurred, and/or net income is appropriate for capital maintenance, public policy, management control, accountability, or other purposes.

FRANKFORT ELECTRIC AND WATER PLANT BOARD
NOTES TO THE FINANCIAL STATEMENTS
June 30, 2004

NOTE A – SUMMARY OF SIGNIFICANT ACCOUNTING POLICIES (continued)

Property, Plant, Equipment, and Long-Term Liabilities

The accounting treatment applied to property, plant, equipment and long-term liabilities associated with a fund are determined by its measurement focus. Enterprise funds are accounted for on a cost of services or "Capital Maintenance" measurement focus. This means that all assets and liabilities associated with their activity are included on their balance sheets. All property, plant and equipment are valued at historical cost or estimated historical cost if actual historical cost is not available. Depreciation is provided in the enterprise fund in amounts sufficient to relate the cost of the depreciable assets to operations over their estimated service lives on the straight-line basis. The service lives by type of assets are as follows:

Structure and Improvements	30 years
Electric Distribution Systems	30 years
Water Distribution Systems	50 years
Furniture and Equipment	4-10 years

Basis of Accounting

Basis of accounting refers to when revenues and expenses are recognized in the accounts and reported in the financial statements. Basis of accounting relates to the timing of the measurements made.

Enterprise funds are accounted for using the accrual basis of accounting. Revenues and the related assets are recognized when earned rather than when received. Expenses and the related liabilities are recognized when the obligation is incurred rather than when paid.

Electric and water fees are recorded as revenues when the customers are billed. Telecommunications fees are billed one month in advance, and therefore are recorded as unearned revenues when billed.

Budgets and Budgetary Accounting

The Electric and Water Plant Board follows these procedures in establishing budgetary data reflected in the financial statements:

1. Formal budgetary integration is employed as a management control device during the year for all funds
2. A statement of revenues, expenses and changes in retained earnings – budget and actual – is presented for analytical purposes in the supplemental information section of this report, and is not intended to be a financial statement presented in conformity with generally accepted accounting principles.
3. The Board of Directors of the Electric and Water Plant Board approves the budget of the Electric and Water Plant Board.
4. Unused appropriations of the annual budget lapse at the end of the years.
5. The budgeted amounts shown in the financial statements are the final authorized amounts as revised during the year.

Revenue Requirements

The Electric and Water Plant Board is regulated by Kentucky Revised Statute 96.182 concerning the application of revenues earned by the Board. The provisions of Kentucky Revised Statute 96.182 are as follows:

Subject to the provisions of outstanding bonds and contracts, the Board shall apply all funds derived from operations (1) to the payment of operating expenses, (2) to the payment of bond interest and retirement, (3) to sinking fund requirements, (4) to the maintenance of a fund to meet depreciation and the improvements and extension of the plant in an amount equal to six percent (6%) of the undepreciated book value of its property, (5) to the maintenance of a cash working fund equal to one (1) month's revenue, (6) to the payment of other obligations incurred in the operations and maintenance of the plant and the furnishings of service.

Purpose of Various Internal Funds

Operating Funds

(1) Water and Electric Revenue Fund

Chapter 96 of the Kentucky Revised Statutes provides that all revenues of the system shall be placed in this fund as collected. Distributions to other funds are made upon approval of the Electric and Water Plant Board in accordance with the requirements of each fund.

(2) Operations and Maintenance Fund

This fund was created for the purpose of paying expenses of operating and maintaining the combined water works, electric power, cable, and full service network systems. The amount necessary to meet these expenses is transferred to this fund as needed from the Revenue Fund accounts. Approval of expenditures from this fund is made by the Board upon presentation of request for reimbursement to this fund.

Restricted Funds

(1) Electric and Water Revenue Bonds and Interest Sinking Fund

This fund was established in accordance with Kentucky Revised Statute 96.182. It provides that a reserve is to be accumulated over a ten year period to equal the average annual interest and principal requirements for such then outstanding.

FRANKFORT ELECTRIC AND WATER PLANT BOARD
NOTES TO THE FINANCIAL STATEMENTS
June 30, 2004

NOTE A – SUMMARY OF SIGNIFICANT ACCOUNTING POLICIES (continued)

Cash, Cash Equivalents and Investments

The Electric and Water Plant Board maintains a cash account for each of the internal funds described in Note A above. Additionally, some of these internal funds hold investments which are stated at cost. For the purpose of these financial statements, the Board considers all highly liquid investment vehicles with an original maturity of three months or less to be cash equivalents. Statutes require that financial institutions pledge approved securities to secure those funds on deposit in an amount equal to the amount of those funds. At the end of the fiscal year, the carrying amount of the Board's deposits and investments were \$3,446,756. All deposits and investments were covered by federal depository insurance or by collateral held in the pledging institution's trust department in the Board's name.

The following is a chart categorizing the investments in order to give an indication of the level of risk assumed by the Board at June 30, 2004 and 2003. Category 1 includes investments that are insured or registered or for which the securities are held by the Board's custodial agent in the Board's name. Category 2 includes uninsured and unregistered investments for which the securities are held by the counterparty's trust department or agent in the Board's name. Category 3 includes uninsured and unregistered investments for which the securities are held by the counterparty or by its department or agent, but not in the Board's name.

	2004 Category			Carrying Amount	Market Value
	1	2	3		
U.S. Government Securities	\$ 1,394,184	\$	\$	\$ 1,394,184	\$ 1,394,184
Certificates of Deposit	68,530			68,530	68,530
	<u>\$ 1,462,714</u>	<u>\$</u>	<u>\$</u>	<u>\$ 1,462,714</u>	<u>\$ 1,462,714</u>
	2003 Category			Carrying Amount	Market Value
	1	2	3		
U.S. Government Securities	\$ 1,302,195	\$	\$	\$ 1,302,195	\$ 1,302,195
Certificates of Deposit	67,600			67,600	67,600
	<u>\$ 1,369,795</u>	<u>\$</u>	<u>\$</u>	<u>\$ 1,369,795</u>	<u>\$ 1,369,795</u>

The Frankfort Electric and Water Plant Board Revised Retirement Plan records as cash and cash equivalents all highly liquid investment vehicles with an original maturity of three months or less.

Marketable securities are carried at cost including premiums and discounts on corporate bonds. The premiums and discounts are not material in relation to the investment taken as a whole. Therefore, premiums and discounts have not been amortized. All securities are held in trust by Farmers Bank & Capital Trust Company, Frankfort, Kentucky. Under the terms of the retirement plan, the trustee has the power to hold, invest, reinvest, purchase insurance on the lives of members, control, and disburse funds as at that time shall be set forth in the Trust Agreement.

The following is a chart categorizing the Retirement Plan's investment in order to give an indication of level of risk assumed by the Plan at June 30, 2004 and 2003. Category 1 includes investments that are insured or registered or for which the securities are held by the Plan's custodial agent in the Plan's name. Category 2 includes uninsured and unregistered investments for which the securities are held by the counterparty's trust department or agent in the Plan's name. Shown in this category are investments with Farmers Bank & Capital Trust Co. which were acquired by the merger of Community Service's plan into the Plant Board plan. Category 3 includes uninsured and unregistered investments for which the securities are held by the counterparty or by its trust department or agent, but not in the Plan's Name.

	2004 Category			Carrying Amount	Market Value
	1	2	3		
U.S. Government Securities	\$ 147,890	\$	\$	\$ 147,890	\$ 147,890
Corporate Bonds	150,028			150,028	150,028
Mutual Funds	62,709			62,709	62,709
	<u>\$ 360,627</u>	<u>\$</u>	<u>\$</u>	<u>\$ 360,627</u>	<u>\$ 360,627</u>
	2003 Category			Carrying Amount	Market Value
	1	2	3		
U.S. Government Securities	\$ 200,545	\$	\$	\$ 200,545	\$ 200,545
Corporate Bonds	50,000			50,000	50,000
Mutual Funds	106,845			106,845	106,845
	<u>\$ 357,390</u>	<u>\$</u>	<u>\$</u>	<u>\$ 357,390</u>	<u>\$ 357,390</u>

FRANKFORT ELECTRIC AND WATER PLANT BOARD
 NOTES TO THE FINANCIAL STATEMENTS
 June 30, 2004

NOTE A – SUMMARY OF SIGNIFICANT ACCOUNTING POLICIES (continued)

Inventory

Materials and supplies inventory are stated at lower of cost or market using average cost to determine unit cost on all items with the exception of chemicals.

Accumulated Compensated Absences

It is the Board's policy to permit employees to accumulate limited amounts of earned but unused vacation pay which will be paid to employees upon separation from the Board's service. In enterprise funds, the cost of vacation pay is accrued in the period in which it is earned.

Pension Plans

The Board became a member of the County Employees' Retirement System (CERS) on July 1, 1988. Eligible employees were enrolled in CERS on that date. Both employer and the employee contribute to this plan. The total estimated cost of entering the system as of July 1, 1988 was \$2,989,322. The original plan for entering the system required annual payments for 24 years from funds available in the Electric and Water Plant Board Retirement Plan as follows:

\$264,318 X 24 annual payments - \$6,343,632

The Board has made the required annual payments for the first seventeen years. The Board's current indebtedness is \$347,692.

The retirees currently being paid benefits by the previously funded Electric and Water Plant Board Retirement Plan will continue to receive their monthly benefits from this retirement plan. The Board will make no payments from the operating accounts.

Restrictions of Net Assets

	2004	2003
1) Revenue Bond Sinking Reserve	\$ 820,026	\$ 699,506
2) Retirement Plan Assets	380,827	372,173
 Total Restricted Net Assets	\$ 1,200,853	\$ 1,071,679

Projects and Funding

Schedules of the bond principal and interest maturities of these bond issues are presented as supplemental information to this report.

General Obligation Bonded Debt Service

The Board maintains a bond interest redemption reserve fund for the retirement of bonded indebtedness. The transfer and reserve requirements of these funds have been described previously.

Comparative

Comparative data for the prior year has been presented in the accompanying financial statements in order to provide an understanding of changes in the Board's financial position and operations.

Allowance for Uncollectible Amounts

The Board records an allowance for doubtful accounts in the financial statements. The allowance for doubtful accounts at June 30, 2004 is \$50,000.

FRANKFORT ELECTRIC AND WATER PLANT BOARD
 NOTES TO THE FINANCIAL STATEMENTS
 June 30, 2004

NOTE B – PROPERTY, PLANT AND EQUIPMENT

The following is a summary of the property, plant and equipment as of June 30, 2004 and 2003:

	2004		
	Cost	Accumulated Depreciation	Book Value
Water Distribution System	\$ 32,152,335	\$ 8,632,671	\$ 23,519,664
Water Treatment Plant	10,314,126	4,502,337	5,811,789
Electric Distribution System	46,257,209	22,329,906	23,927,303
Structures and Improvements	2,217,913	999,826	1,218,087
Transportation Equipment	3,667,249	2,286,132	1,381,117
Office Furniture and Equipment	5,853,702	3,359,140	2,494,562
Tools, Shop Garage and Store Equipment	411,925	348,230	63,695
Laboratory Equipment	52,192	44,879	7,313
Power Operated Equipment	1,737,448	1,383,507	353,941
Communication Equipment	329,247	141,382	187,865
Other Equipment	534,797	298,286	236,511
Cable Division Assets	30,267,755	9,877,052	20,390,703
Land and Land Rights	458,881		458,881
Total Property, Plant and Equipment	\$ 134,254,779	\$ 54,203,348	\$ 80,051,431

	2003		
	Cost	Accumulated Depreciation	Book Value
Water Distribution System	\$ 31,343,853	\$ 8,009,856	\$ 23,333,997
Water Treatment Plant	10,155,484	4,298,066	5,857,418
Electric Distribution System	44,396,355	21,081,575	23,314,780
Structures and Improvements	2,190,523	873,780	1,316,743
Transportation Equipment	3,720,023	2,200,645	1,519,378
Office Furniture and Equipment	5,663,381	2,894,900	2,768,481
Tools, Shop Garage and Store Equipment	411,925	339,250	72,675
Laboratory Equipment	52,192	41,388	10,804
Power Operated Equipment	1,642,548	1,276,437	366,111
Communication Equipment	168,136	124,625	43,511
Other Equipment	491,362	252,669	238,693
Cable Division Assets	27,130,796	8,042,244	19,088,552
Land and Land Rights	458,881		458,881
Total Property, Plant and Equipment	\$ 127,825,459	\$ 49,435,435	\$ 78,390,024

FRANKFORT ELECTRIC AND WATER PLANT BOARD
NOTES TO THE FINANCIAL STATEMENTS
June 30, 2004

NOTE C – BONDS PAYABLE

The annual requirements to retire bonded debt as of June 30, 2004 and 2003 are as follows:

June 30,	2004		
	Principal	Interest	Total
2005	\$ 656,367	\$ 703,482	\$ 1,359,849
2006	692,862	667,259	1,360,121
2007	730,066	629,046	1,359,112
2008	773,022	588,465	1,361,487
2009	816,778	545,184	1,361,962
Thereafter	9,542,844	2,998,012	12,540,856
Total	\$ 13,211,939	\$ 6,131,448	\$ 19,343,387

June 30,	2003		
	Principal	Interest	Total
2004	\$ 620,541	\$ 737,755	\$ 1,358,296
2005	656,367	703,482	1,359,849
2006	692,862	667,259	1,360,121
2007	730,066	629,046	1,359,112
2008	773,022	588,465	1,361,487
Thereafter	10,359,622	3,543,196	13,902,818
Total	\$ 13,832,480	\$ 6,869,203	\$ 20,701,683

From July 1, 1998 to June 30, 2004 the Plant Board entered into bond anticipation notes with Farmers Bank and Capital Trust Company. The purpose of these notes was to enable the Plant Board to work on capital additions for the Full Service Network. The balance of the bond anticipation notes at June 30, 2004 totaled \$22,805,640 and at June 30, 2003, the notes totaled \$19,177,224. This amount is included in long-term debt.

NOTE D – INSURANCE ESCROW ACCOUNT

The insurance escrow account is a liability set up to account for the possibility of future insurance claims.

NOTE E – FRANKFORT PLANT BOARD MUNICIPAL PROJECTS CORPORATION

In October of 1999, the Board of Directors of the Electric and Water Plant Board formed the Frankfort Plant Board Municipal Projects Corporation with the purpose of authorizing and approving the initial financing of the costs of the new improvements to and expansions of the Municipal Cable Television of the Plant Board. The initial financing amounted to \$4,130,000 by means of a lease between the Corporation, as lessor, and the Plant Board, as lessee. The Corporation will provide the lease for the cable system, as improved and expended, to the Plant Board, and authorize the assignment of the Corporation's rights and interests under the lease to the Farmers Bank & Capital Trust Company.

This authorization is accomplished by means of an instrument of assignment from the Corporation to the bank as assignee in consideration of the bank's advance of assignment proceeds sufficient to pay the costs of improving and financing the system. All accounting for capital costs, lease costs, and bank indebtedness are shown as a part of these financial statements.

NOTE F – RETIREMENT PLANS

All employees are covered under the County Employee's Retirement System (CERS), a cost sharing, multiple-employer, public employers retirement system established under the provisions of Kentucky Revised Statute Section 61.645. Funding for the plan is provided through payroll withholdings of 5.00% and a district contribution of 7.34% of the employee's total compensation subject to contribution.

The district's total payroll for the year was \$8,384,799. The contribution requirement for CERS for the year ended June 30, 2004 was \$1,034,698 which consisted of \$615,458 from the Board and \$419,240 from the employees. Benefits under both plans will vary based on final compensation, years of service, and other factors as fully described in the plan documents.

The "pension benefit obligation" is a standardized disclosure measure of the present value of pension benefits which is adjusted for the effects of projected salary increases and step-rate benefits that are estimated to be payable in the future as a result of employee service to-date. The measure, which is the actuarial present value of credited projected benefits, is intended to help users assess the pensions' funding status on a going-concern basis, assess progress made in accumulating sufficient assets to pay benefits when due, and make comparisons among the plans and employers.

Ten-year historical trend information showing CERS's progress in accumulating sufficient assets to pay benefits when due is presented in their June 30, 2004 comprehensive annual financial reports.

FRANKFORT ELECTRIC AND WATER PLANT BOARD
SUPPLEMENTAL INFORMATION

FRANKFORT ELECTRIC & WATER PLANT BOARD
STATEMENT OF NET ASSETS
JUNE 30, 2004

ASSETS	Electric & Water	Telecommunication	Total
Cash & Cash Equivalents	\$ 2,994,211	\$ 452,545	\$ 3,446,756
Accrued Interest Receivable	2,333	555	2,888
Receivables			
Billed user fees	4,222,876	1,005,591	5,228,467
Unbilled user fees	1,003,993		1,003,993
Advertising		192,085	192,085
Other	262,764	13,830	276,594
Inventory	2,348,641	775,464	3,124,105
Prepaid Expenses	415,936	161,464	577,400
Property, Plant, and Equipment	101,513,420	32,741,359	134,254,779
Less: Accumulated Depreciation	(42,850,570)	(11,352,778)	(54,203,348)
Cable Acquisition Cost		1,053,000	1,053,000
Unamortized Bond Discount	247,388		247,388
Insurance Escrow Account	60,559	44,441	105,000
Retirement Plan Assets:			
Cash and Cash Equivalents	20,201		20,201
Investments	360,627		360,627
TOTAL ASSETS	\$ 70,602,379	\$ 25,087,556	\$ 95,689,935
LIABILITIES AND FUND EQUITY			
LIABILITIES			
Accounts and Other Payables	\$ 5,196,320	\$ 953,250	\$ 6,149,570
Accrued Expenses	493,739	275,420	769,159
Customer Deposits	1,617,684	16,404	1,634,088
Unearned Revenues		566,326	566,326
Bonds Payable Due in One Year	470,000	186,367	656,367
Long Term Debt:			
Bonds & Bond Anticipation Note Payable	11,030,000	24,331,203	35,361,203
Notes Payable-Retirement Plan	347,692		347,692
Total Liabilities	19,155,435	26,328,970	45,484,405
FUND EQUITY			
Retained Earnings	51,446,944	(1,241,414)	50,205,530
Total Fund Equity	51,446,944	(1,241,414)	50,205,530
TOTAL LIABILITIES AND FUND EQUITY	\$ 70,602,379	\$ 25,087,556	\$ 95,689,935

The accompanying notes are an integral part of these financial statements.

FRANKFORT ELECTRIC AND WATER PLANT BOARD
STATEMENT OF REVENUES, EXPENSES AND CHANGES IN
NET ASSETS - BUDGET AND ACTUAL
FOR THE YEAR ENDED JUNE 30, 2004

	<u>Budgeted</u>	<u>Actual</u>	<u>Variable Favorable (Unfavorable)</u>
OPERATING REVENUES			
Fees			
Electric	\$ 32,137,500	\$ 31,454,323	\$ (683,177)
Water	6,238,900	6,138,837	(100,063)
Telecommunication	<u>10,208,700</u>	<u>10,747,831</u>	<u>539,131</u>
Total Operating Revenues	<u>48,585,100</u>	<u>48,340,991</u>	<u>(244,109)</u>
OPERATING EXPENSES			
Electric	32,278,100	31,841,343	436,757
Water	6,147,739	5,875,295	272,444
Telecommunication	<u>11,325,674</u>	<u>11,601,864</u>	<u>(276,190)</u>
Total Operating Expenses	<u>49,751,513</u>	<u>49,318,502</u>	<u>433,011</u>
OPERATING INCOME	<u>(1,166,413)</u>	<u>(977,511)</u>	<u>188,902</u>
NON-OPERATING REVENUES (EXPENSES)			
Net Merchandise Sale	11,500	22,133	10,633
Rental Revenue	13,500	9,785	(3,715)
Interest Revenue	60,900	34,009	(26,891)
Other Non-Operating Revenue	340,000	579,602	239,602
Interest Expense	(1,690,800)	(1,597,611)	93,189
Retirement Plan Net Income/(Loss)	<u> </u>	<u>8,654</u>	<u>8,654</u>
Total Non-Operating Revenues (Expenses)	<u>(1,264,900)</u>	<u>(943,428)</u>	<u>321,472</u>
Income (Loss) Before Contributions	<u>(2,431,313)</u>	<u>(1,920,939)</u>	<u>510,374</u>
Capital Contributions	<u> </u>	<u>764,516</u>	<u>764,516</u>
Change in Net Assets	(2,431,313)	(1,156,423)	1,274,890
Net Assets - Beginning of Year	<u>51,361,953</u>	<u>51,361,953</u>	<u> </u>
Net Assets - End of Year	<u>\$ 48,930,640</u>	<u>\$ 50,205,530</u>	<u>\$ 1,274,890</u>

The accompanying notes are an integral part of these financial statements.

FRANKFORT ELECTRIC AND WATER PLANT BOARD
STATEMENT OF REVENUES AND EXPENSES
ELECTRIC, WATER, AND TELECOMMUNICATION DIVISIONS
FOR THE YEAR ENDED JUNE 30, 2004

	Electric Division	Water Division	Telecommunication Division
Operating Income			
User Fees	\$ 31,454,323	\$ 6,138,837	\$ 9,923,529
Advertising Revenue			824,302
Total Operating Revenues	<u>31,454,323</u>	<u>6,138,837</u>	<u>10,747,831</u>
Operating Expenses	<u>31,841,343</u>	<u>5,875,295</u>	<u>11,601,864</u>
Net Operating Income	<u>(387,020)</u>	<u>263,542</u>	<u>(854,033)</u>
Non-Operating Revenues (Expenses)			
Net Merchandise Sales	8,193	6,029	7,911
Rental Revenues	3,644	2,681	3,460
Interest Revenues	16,776	8,695	8,538
Other Non-Operating Revenues	196,283	240,298	143,021
Interest Expense	(66,841)	(648,897)	(881,873)
Retirement Plan Net Income/(Loss)	4,327	4,327	
Total Non-Operating Revenues (Expenses)	<u>162,382</u>	<u>(386,867)</u>	<u>(718,943)</u>
Change in Net Assets	<u>\$ (224,638)</u>	<u>\$ (123,325)</u>	<u>\$ (1,572,976)</u>

The accompanying notes are an integral part of these financial statements.

FRANKFORT ELECTRIC AND WATER PLANT BOARD
 DETAIL SCHEDULE OF BUDGETED AND ACTUAL OPERATING EXPENSES
 ELECTRIC, WATER, AND TELECOMMUNICATION DIVISIONS
 FOR THE YEAR ENDED JUNE 30, 2004

	Budgeted	Actual	Variance Favorable (Unfavorable)
ELECTRIC DIVISION			
Electricity Purchased	\$ 25,875,900	\$ 25,150,119	\$ 725,781
Transmission and Distribution	1,454,500	1,628,628	(174,128)
Engineering	201,000	221,321	(20,321)
Total Electric Expense	<u>27,531,400</u>	<u>27,000,068</u>	<u>531,332</u>
Meter Reading	204,530	193,699	10,831
Customer Records and Collection	234,878	237,725	(2,847)
Postage and Printing	62,422	63,932	(1,510)
Over and Short	74	(69)	143
Office Supplies	16,068	15,365	703
Bad Debts	50,253	61,326	(11,073)
GIS Expenses	36,801	22,888	13,913
CIS Expenses	112,626	55,322	57,304
Computer Expenses	47,020	37,971	9,049
Information Technologies Payroll	119,480	151,567	(32,087)
Total Office Expenses	<u>884,152</u>	<u>839,726</u>	<u>44,426</u>
Advertising	10,330	7,587	2,743
Administrative Expenses	341,099	387,004	(45,905)
Clearing Account	444	(2,329)	2,773
Dues & Subscriptions	15,110	30,509	(15,399)
Safety	10,549	7,952	2,597
Travel and Training	56,435	41,061	15,374
Board Expenses	2,036	2,599	(563)
Social Security Expense	189,592	193,009	(3,417)
Legal and Consulting Fees	88,195	75,736	12,459
Insurance	299,108	265,563	33,545
Total Administrative Expenses	<u>1,012,898</u>	<u>1,008,691</u>	<u>4,207</u>
Vacation Benefits	104,931	140,026	(35,095)
Sick Benefits	53,193	72,016	(18,823)
Employees Welfare	483,970	486,774	(2,804)
Clubhouse Expense	1,539	1,664	(125)
Employee Activity	9,514	9,495	19
Employee Assistance	700	690	10
Pension Expense	178,104	172,205	5,899
Total Employee Benefits Expenses	<u>831,951</u>	<u>882,870</u>	<u>(50,919)</u>
General Expenses	2,962	4,472	(1,510)
Maintenance	2,962	12,387	(9,425)
Depreciation	1,494,250	1,590,667	(96,417)
In-lieu of Tax City	44,864	44,867	(3)
In-lieu of Tax County	18,934	18,933	1
Cash Contributions to City	17,186	17,187	(1)
Total General Expenses	<u>1,581,158</u>	<u>1,688,513</u>	<u>(107,355)</u>
Support Services	204,297	198,395	5,902
Inventory Adjustments		(6,654)	6,654
Cost of Sales Clearing		(526)	526
Auto and Truck Repair	157,717	145,012	12,705
Gas and Oil	74,527	85,248	(10,721)
Total Support Services	<u>436,541</u>	<u>421,475</u>	<u>15,066</u>
TOTAL OPERATING EXPENSES - ELECTRIC DIVISION	<u>\$ 32,278,100</u>	<u>\$ 31,841,343</u>	<u>\$ 436,757</u>

FRANKFORT ELECTRIC AND WATER PLANT BORAD
 DETAIL SCHEDULE OF BUDGETED AND ACTUAL OPERATING EXPENSES
 ELECTRIC, WATER, AND TELECOMMUNICATION DIVISIONS
 FOR THE YEAR ENDED JUNE 30, 2004

WATER DIVISION	Budgeted	Actual	Variance Favorable (Unfavorable)
Distributions and Treatment	\$ 2,308,800	\$ 2,058,437	\$ 250,363
Engineering	146,100	118,872	27,228
Total Water Department Expense	<u>2,454,900</u>	<u>2,177,309</u>	<u>277,591</u>
Meter Reading	150,470	142,526	7,944
Customer Records and Collection	172,797	174,922	(2,125)
Postage and Printing	45,923	47,042	(1,119)
Over and Short	54	(51)	105
Office Supplies	11,821	11,306	515
Bad Debts	9,793	11,953	(2,160)
GIS Expenses	27,074	16,841	10,233
CIS Expenses	82,858	40,707	42,151
Computer Expenses	34,592	27,939	6,653
Information Technologies Payroll	87,900	111,526	(23,626)
Total Office Expenses	<u>623,282</u>	<u>584,711</u>	<u>38,571</u>
Advertising	7,599	5,583	2,016
Administrative Expenses	250,942	284,765	(33,823)
Clearing Account	327	(1,714)	2,041
Dues & Subscriptions	16,101	6,883	9,218
Safety	11,241	8,474	2,767
Travel and Training	49,948	36,339	13,609
Board Expenses	1,498	1,912	(414)
Social Security Expense	173,106	176,238	(3,132)
Legal and Consulting Fees	53,113	29,572	23,541
Insurance	278,324	247,110	31,214
Total Administrative Expenses	<u>842,199</u>	<u>795,162</u>	<u>47,037</u>
Vacation Benefits	111,812	128,683	(16,871)
Sick Benefits	56,681	47,631	9,050
Employees Welfare	515,707	518,785	(3,078)
Clubhouse Expense	1,640	1,901	(261)
Employee Activity	10,138	10,119	19
Employee Assistance	745	736	9
Pension Expense	189,782	183,529	6,253
Total Employee Benefits Expenses	<u>886,505</u>	<u>891,384</u>	<u>(4,879)</u>
General Expenses	2,179	3,033	(854)
Maintenance	2,179	9,114	(6,935)
Depreciation & Amortization	977,677	1,063,508	(85,831)
In-lieu of Tax City	42,357	42,360	(3)
In-lieu of Tax County	17,876	17,875	1
Cash Contributions to City	3,349	3,350	(1)
Total General Expenses	<u>1,045,617</u>	<u>1,139,240</u>	<u>(93,623)</u>
Support Services	150,299	145,983	4,316
Inventory Adjustments		(1,836)	1,836
Cost of Sales Clearing		(388)	388
Auto and Truck Repair	98,427	90,515	7,912
Gas and Oil	46,510	53,215	(6,705)
Total Support Services	<u>295,236</u>	<u>287,489</u>	<u>7,747</u>
TOTAL OPERATING EXPENSES - WATER DIVISION	\$ 6,147,739	\$ 5,875,295	\$ 272,444

FRANKFORT ELECTRIC AND WATER PLANT BOARD
 DETAIL SCHEDULE OF BUDGETED AND ACTUAL OPERATING EXPENSES
 ELECTRIC, WATER, AND TELECOMMUNICATION DIVISIONS
 FOR THE YEAR ENDED JUNE 30, 2004

TELECOMMUNICATION DIVISION	Budgeted	Actual	Variable Favorable (Unfavorable)
Operations & Maintenance	\$ 625,600	\$ 732,920	\$ (107,320)
Distribution	242,700	380,333	(137,633)
HBO Expense	473,900	483,846	(9,946)
TMC Expense	40,500	36,671	3,829
Showtime Expense	107,800	101,137	6,663
Cinemax Expense	57,300	55,622	1,678
Encore Expense	5,000	4,628	372
Starz/Encore Expense	84,100	104,249	(20,149)
Digital Music Expense	6,800	4,573	2,227
Satellite Station Expense	2,144,200	2,141,854	2,346
Pole Rental Expense	31,000	25,959	5,041
Digital Station Expense	202,500	182,967	19,533
Pay per View Expense	16,800	31,075	(14,275)
Royalty Copyright Expense	58,000	55,450	2,550
Total Operations & Maintenance	<u>4,096,200</u>	<u>4,341,284</u>	<u>(245,084)</u>
Cable 10 Payroll	171,800	187,257	(15,457)
Cable 10 Expense	43,000	38,760	4,240
Ad Insertion Payroll	232,500	187,911	44,589
Ad Insertion Expenses	52,000	49,156	2,844
Marketing Expenses	35,000	23,432	11,568
Total Cable 10 Expenses	<u>534,300</u>	<u>486,516</u>	<u>47,784</u>
FSN Payroll	305,600	419,243	(113,643)
FSN Expense	654,900	505,322	149,578
Expanded Cable		1,770	(1,770)
Security Expense		31,213	(31,213)
Total Cable FSN Expenses	<u>960,500</u>	<u>957,548</u>	<u>2,952</u>
Engineering Expense	2,200	1,335	865
Engineering Payroll	29,000	77,616	(48,616)
Total Cable Engineering Expense	<u>31,200</u>	<u>78,951</u>	<u>(47,751)</u>
Total Cable Expenses	<u>5,622,200</u>	<u>5,864,299</u>	<u>(242,099)</u>
Customer Records and Collection Expense	226,725	229,505	(2,780)
Postage and Printing	60,255	61,722	(1,467)
Over and Short	71	(67)	138
Office Supplies	15,511	14,833	678
Bad Debts	13,054	15,922	(2,868)
GIS Expenses	35,524	22,235	13,289
CIS Expenses	108,716	53,409	55,307
Computer Expenses	45,388	36,658	8,730
Information Technologies Payroll	<u>115,333</u>	<u>146,327</u>	<u>(30,994)</u>
Total Office Expenses	<u>620,577</u>	<u>580,544</u>	<u>40,033</u>

FRANKFORT ELECTRIC AND WATER PLANT BOARD
 DETAIL SCHEDULE OF BUDGETED AND ACTUAL OPERATING EXPENSES
 ELECTRIC, WATER, AND TELECOMMUNICATION DIVISIONS
 FOR THE YEAR ENDED JUNE 30, 2004

TELECOMMUNICATION DIVISION (continued)

Advertising	9,971	7,325	2,646
Administrative Expense	329,259	374,575	(45,316)
Clearing Account	429	(2,249)	2,678
Dues & Subscriptions	22,789	12,471	10,318
Safety	15,910	12,917	2,993
Travel and Training	94,517	71,276	23,241
Board Payroll	1,966	2,509	(543)
Social Security Expense	236,303	240,575	(4,272)
Legal and Consulting Fees	71,690	63,623	8,067
Insurance	244,068	216,695	27,373
Total Administrative Expenses	<u>1,026,902</u>	<u>999,717</u>	<u>27,185</u>
Vacation Benefits	158,257	163,321	(5,064)
Sick Benefits	80,226	101,621	(21,395)
Employees Welfare	729,923	734,163	(4,240)
Clubhouse Expense	2,321	2,510	(189)
Employee Activity	14,349	14,320	29
Employee Assistance	1,055	1,041	14
Pension Expense	268,615	259,723	8,892
Total Employee Benefits Expenses	<u>1,254,746</u>	<u>1,276,699</u>	<u>(21,953)</u>
General Expenses	2,859	3,979	(1,120)
Maintenance	2,859	11,979	(9,120)
Amortization of Goodwill	140,400	140,400	-
Depreciation	2,279,573	2,357,155	(77,582)
In-lieu of Tax City	21,778	21,779	(1)
In-lieu of Tax County	9,191	9,190	1
Cash Contributions to City	4,465	4,462	3
Total General Expenses	<u>2,461,125</u>	<u>2,548,944</u>	<u>(87,819)</u>
Support Services Expense	35,881	31,018	4,863
Support Services Payroll	161,324	160,517	807
Inventory Adjustments		(1,295)	1,295
Cost of Sales Clearing		(508)	508
Auto and Truck Repair Expense	46,989	45,826	1,163
Auto and Truck Repair Payroll	50,067	43,619	6,448
Gas and Oil	45,863	52,484	(6,621)
Total Support Services Expense	<u>340,124</u>	<u>331,661</u>	<u>8,463</u>
TOTAL OPERATING EXPENSES - TELECOMMUNICATION DIVISION	\$ <u>11,325,674</u>	\$ <u>11,601,864</u>	\$ <u>(276,190)</u>

The accompanying notes are an integral part of these financial statements.

FRANKFORT ELECTRIC AND WATER PLANT BOARD
COMPARATIVE OPERATING EXPENSES
ELECTRIC, WATER, AND TELECOMMUNICATION DIVISIONS
FOR THE YEARS ENDED JUNE 30, 2004 AND 2003

	2004	2003
ELECTRIC DIVISION		
Electricity Purchased	\$ 25,150,119	\$ 23,805,334
Transmission and Distribution	1,628,628	1,395,465
Engineering	221,321	191,815
Total Electric Expense	27,000,068	25,392,614
Meter Reading	193,699	181,752
Customer Records and Collection	237,725	216,697
Postage and Printing	63,932	58,929
Over and Short	(69)	(128)
Office Supplies	15,365	14,477
Bad Debts	61,326	66,236
GIS Expenses	22,888	27,568
CIS Expenses	55,322	15,072
Computer Expenses	37,971	115,032
Information Technologies Payroll	151,567	145,920
Total Office Expenses	839,726	841,555
Advertising	7,587	9,999
Administrative Expenses	387,004	331,671
Clearing Account	(2,329)	1,426
Dues & Subscriptions	30,509	28,840
Safety	7,952	9,476
Travel and Training	41,061	26,938
Board Expenses	2,599	2,150
Social Security Expense	193,009	169,845
Legal and Consulting Fees	75,736	48,329
Insurance	265,563	279,656
Total Administrative Expenses	1,008,691	908,330
Vacation Benefits	140,026	127,557
Sick Benefits	72,016	65,901
Employees Welfare	486,774	642,180
Clubhouse Expense	1,664	2,718
Employee Activity	9,495	9,214
Employee Assistance	690	697
Pension Expense	172,205	124,841
Total Employee Benefits Expenses	882,870	973,108
General Expenses	4,472	2,847
Maintenance	12,387	1,278
Depreciation	1,590,667	1,551,526
In-lieu of Tax City	44,867	44,867
In-lieu of Tax County	18,933	18,933
Cash Contributions to City	17,187	17,187
Total General Expenses	1,688,513	1,636,638
Support Services	198,395	187,800
Inventory Adjustments	(6,654)	22,295
Cost of Sales Clearing	(526)	(340)
Auto and Truck Repair	145,012	135,176
Gas and Oil	85,248	52,724
Total Support Services	421,475	397,655
TOTAL OPERATING EXPENSES - ELECTRIC DIVISION	\$ 31,841,343	\$ 30,149,900

The accompanying notes are an integral part of these financial statements.

FRANKFORT ELECTRIC AND WATER PLANT BOARD
COMPARATIVE OPERATING EXPENSES
ELECTRIC, WATER, AND TELECOMMUNICATION DIVISIONS
FOR THE YEARS ENDED JUNE 30, 2004 AND 2003

WATER DIVISION	2004	2003
Distributions and Treatment	\$ 2,058,437	\$ 1,911,543
Engineering	118,872	79,570
Total Water Department Expense	<u>2,177,309</u>	<u>1,991,113</u>
Meter Reading	142,526	133,735
Customer Records and Collection	174,922	159,444
Postage and Printing	47,042	43,360
Over and Short	(51)	(94)
Office Supplies	11,306	10,652
Bad Debts	11,953	12,910
GIS Expenses	16,841	20,285
CIS Expenses	40,707	11,090
Computer Expenses	27,939	84,640
Information Technologies Payroll	111,526	107,367
Total Office Expenses	<u>584,711</u>	<u>583,389</u>
Advertising	5,583	7,357
Administrative Expenses	284,765	243,347
Clearing Account	(1,714)	1,039
Dues & Subscriptions	6,883	10,263
Safety	8,474	9,788
Travel and Training	36,339	31,289
Board Expenses	1,912	1,582
Social Security Expense	176,238	152,616
Legal and Consulting Fees	29,572	23,824
Insurance	247,110	258,462
Total Administrative Expenses	<u>795,162</u>	<u>739,567</u>
Vacation Benefits	128,683	118,101
Sick Benefits	47,631	57,748
Employees Welfare	518,785	662,992
Clubhouse Expense	1,901	2,808
Employee Activity	10,119	9,487
Employee Assistance	736	720
Pension Expense	183,529	128,952
Total Employee Benefits Expenses	<u>891,384</u>	<u>980,808</u>
General Expenses	3,033	2,095
Maintenance	9,114	940
Depreciation & Amortization	1,063,508	1,051,481
In-lieu of Tax City	42,360	42,360
In-lieu of Tax County	17,875	17,875
Cash Contributions to City	3,350	3,350
Total General Expenses	<u>1,139,240</u>	<u>1,118,101</u>
Support Services	145,983	138,239
Inventory Adjustments	(1,836)	6,150
Cost of Sales Clearing	(388)	(250)
Auto and Truck Repair	90,515	84,375
Gas and Oil	53,215	32,915
Total Support Services	<u>287,489</u>	<u>261,429</u>
TOTAL OPERATING EXPENSES - WATER DIVISION	<u>\$ 5,875,295</u>	<u>\$ 5,674,407</u>

FRANKFORT ELECTRIC & WATER PLANT BOARD
 COMPARATIVE OPERATING EXPENSES
 ELECTRIC, WATER, AND TELECOMMUNICATION DIVISIONS
 FOR THE YEARS ENDED JUNE 30, 2004 AND 2003

Telecommunication Division	2004	2003
Operations & Maintenance	\$ 732,920	\$ 533,388
Distribution	380,333	364,038
HBO Expense	483,846	431,659
TMC Expense	36,671	39,578
Disney Expense		6,332
Showtime Expense	101,137	104,802
Cinemax Expense	55,622	56,185
Encore Expense	4,628	5,094
Starz/Encore Expense	104,249	106,312
Digital Music Expense	4,573	5,568
Satellite Station Expense	2,141,854	1,952,220
Pole Rental Expense	25,959	25,811
Digital Station Expense	182,967	144,671
Pay per View Expense	31,075	32,662
Royalty Copyright Expense	55,450	53,667
Total Operations & Maintenance	<u>4,341,284</u>	<u>3,861,987</u>
Cable 10 Payroll	187,257	161,698
Cable 10 Expense	38,760	38,904
Ad Insertion Payroll	187,911	171,493
Ad Insertion Expenses	49,156	53,051
Marketing Expenses	23,432	77,160
Total Cable 10 Expenses	<u>486,516</u>	<u>502,306</u>
FSN Payroll	419,243	363,498
FSN Expense	505,322	378,612
Expanded Cable	1,770	
Security Expense	31,213	15,300
Total Cable FSN Expenses	<u>957,548</u>	<u>757,410</u>
Engineering Expense	1,335	1,680
Engineering Payroll	77,616	33,757
Total Cable Engineering Expense	<u>78,951</u>	<u>35,437</u>
Total Cable Expenses	<u>5,864,299</u>	<u>5,157,140</u>
Customer Records and Collection Expense	229,505	199,262
Postage and Printing	61,722	54,188
Over and Short	(67)	(118)
Office Supplies	14,833	13,383
Bad Debts	15,922	17,197
GIS Expenses	22,235	25,350
CIS Expenses	53,409	13,859
Computer Expenses	36,658	105,777
Information Technologies Payroll	146,327	134,179
Total Office Expenses	<u>580,544</u>	<u>563,077</u>

FRANKFORT ELECTRIC & WATER PLANT BOARD
 COMPARATIVE OPERATING EXPENSES
 ELECTRIC, WATER, AND TELECOMMUNICATION DIVISIONS
 FOR THE YEARS ENDED JUNE 30, 2004 AND 2003

Telecommunication Division (continued)	2004	2003
Advertising	7,325	9,195
Administrative Expense	374,575	304,199
Clearing Account	(2,249)	1,298
Dues & Subscriptions	12,471	16,027
Safety	12,917	14,356
Travel and Training	71,276	57,189
Board Expenses	2,509	1,977
Social Security Expense	240,575	252,880
Legal and Consulting Fees	63,623	31,657
Insurance	216,695	227,015
Total Administrative Expenses	999,717	915,793
Vacation Benefits	163,321	155,155
Sick Benefits	101,621	112,976
Employees Welfare	734,163	968,009
Clubhouse Expense	2,510	4,100
Employee Activity	14,320	13,852
Employee Assistance	1,041	1,051
Pension Expense	259,723	245,520
Total Employee Benefits Expenses	1,276,699	1,500,663
General Expenses	3,979	2,618
Maintenance	11,979	1,175
Amortization of Goodwill	140,400	140,400
Depreciation	2,357,155	2,157,677
In-lieu of Tax City	21,779	21,779
In-lieu of Tax County	9,190	9,190
Cash Contributions to City	4,462	4,462
Total General Expenses	2,548,944	2,337,301
Support Services Expense	31,018	28,514
Support Services Payroll	160,517	144,272
Inventory Adjustments	(1,295)	4,337
Cost of Sales Clearing	(508)	(312)
Auto and Truck Repair Expense	45,826	40,162
Auto and Truck Repair Payroll	43,619	43,031
Gas and Oil	52,484	32,470
Total Support Services Expense	331,661	292,474
TOTAL OPERATING EXPENSES - TELECOMMUNICATION DIVISION	\$ 11,601,864	\$ 10,766,448

The accompanying notes are an integral part of these financial statements.

FRANKFORT ELECTRIC AND WATER PLANT BOARD
SCHEDULE OF BOND PRINCIPAL AND INTEREST MATURITIES
JUNE 30, 2004

CONSOLIDATED NOTE

	Principal Maturities	Interest	Total
Fiscal Year Ended June 30, 2005	\$ 186,367	97,647	\$ 284,014
Fiscal Year Ended June 30, 2006	197,862	86,152	284,014
Fiscal Year Ended June 30, 2007	210,066	73,948	284,014
Fiscal Year Ended June 30, 2008	223,022	60,992	284,014
Fiscal Year Ended June 30, 2009	236,778	47,236	284,014
Fiscal Year Ended June 30, 2010	251,382	32,632	284,014
Fiscal Year Ended June 30, 2011	266,887	17,127	284,014
Fiscal Year Ended June 30, 2012	<u>139,575</u>	<u>2,454</u>	<u>142,029</u>
Total	\$ 1,711,939	\$ 418,188	\$ 2,130,127

1999 BOND ISSUE

	Principal Maturities	Interest	Total
Fiscal Year Ended June 30, 2005	\$ 470,000	\$ 605,835	\$ 1,075,835
Fiscal Year Ended June 30, 2006	495,000	581,107	1,076,107
Fiscal Year Ended June 30, 2007	520,000	555,098	1,075,098
Fiscal Year Ended June 30, 2008	550,000	527,473	1,077,473
Fiscal Year Ended June 30, 2009	580,000	497,948	1,077,948
Fiscal Year Ended June 30, 2010	610,000	466,710	1,076,710
Fiscal Year Ended June 30, 2011	640,000	433,898	1,073,898
Fiscal Year Ended June 30, 2012	675,000	399,379	1,074,379
Fiscal Year Ended June 30, 2013	715,000	362,713	1,077,713
Fiscal Year Ended June 30, 2014	755,000	323,380	1,078,380
Fiscal Year Ended June 30, 2015	795,000	281,133	1,076,133
Fiscal Year Ended June 30, 2016	840,000	236,170	1,076,170
Fiscal Year Ended June 30, 2017	885,000	188,733	1,073,733
Fiscal Year Ended June 30, 2018	935,000	138,683	1,073,683
Fiscal Year Ended June 30, 2019	990,000	85,745	1,075,745
Fiscal Year Ended June 30, 2020	<u>1,045,000</u>	<u>29,255</u>	<u>1,074,255</u>
Total	\$ 11,500,000	\$ 5,713,260	\$ 17,213,260

The accompanying notes are an integral part of these financial statements.

ELECTRIC AND WATER PLANT BOARD
OF THE CITY OF FRANKFORT, KENTUCKY

FINANCIAL STATEMENTS

TOGETHER WITH INDEPENDENT AUDITOR'S REPORT
June 30, 2005 and 2004

TABLE OF CONTENTS

Independent Auditor's Report	1
Management's Discussion and Analysis	2-4
Financial Statements	
Comparative Statement of Net Assets	5
Comparative Statements of Revenue, Expenses and Changes in Net Assets	6
Comparative Statements of Cash Flows	7
Notes to the Financial Statements	8-13
Supplemental Information	
Statement of Net Assets	14
Statement of Revenues, Expenses and Changes in Net Assets – Budget and Actual	15
Statement of Revenues and Expenses – Electric, Water and Telecommunications Divisions	16
Detail Schedules of Budgeted and Actual Operating Expenses	17-20
Comparative Schedules of Operating Expenses	21-24
Schedule of Bond Principal and Interest Maturities	25

Charles T. Mitchell Company, LLP

Certified Public Accountants

WILLIAM G. JOHNSON, JR., C.P.A.

JAMES CLOUSE, C.P.A.

BERNADETTE SMITH, C.P.A.

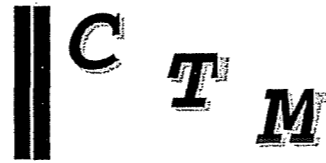
KIM FIELD, C.P.A.

GREG MIKLAVCIC, C.P.A.

Consultants

CHARLES T. MITCHELL, C.P.A.

DON C. GILES, CPA



201 WEST MAIN, P.O. BOX 698
FRANKFORT, KENTUCKY 40602-0698
TELEPHONE (502) 227-7395
TELECOPIER (502) 227-8005
HTTP://WWW.CTMCPA.COM

INDEPENDENT AUDITOR'S REPORT

Chairman
Members of the Electric and Water Plant Board
Frankfort, Kentucky

We have audited the accompanying financial statements of the Electric and Water Plant Board of the City of Frankfort, Kentucky, as of June 30, 2005 and 2004 and the related statements of revenues, expenses and changes in net assets and cash flows for the years then ended. These financial statements are the responsibility of management. Our responsibility is to express an opinion on these financial statements based on our audits.

We conducted our audits in accordance with auditing standards generally accepted in the United States of America. Those standards require that we plan and perform the audits to obtain reasonable assurance about whether the financial statements are free of material misstatements. An audit includes examining, on a test basis, evidence supporting the amounts and disclosures in the financial statements. An audit also includes assessing the accounting principles used and significant estimates made by management, as well as evaluating the overall financial statements presentation. We believe that our audits provide a reasonable basis for our opinion.

In our opinion, the financial statements referred to above present fairly, in all material respects, the financial position of the Electric and Water Plant Board of the City of Frankfort, Kentucky, as of June 30, 2005 and 2004 and the results of its operations and its cash flows for the years then ended in conformity with accounting principles generally accepted in the United States of America.

Management's Discussion and Analysis is not a required part of the financial statements but is supplemental information required by the Governmental Accounting Standards Board. We have applied certain limited procedures, which consisted principally of inquiries of management regarding methods of measurement and presentation of the supplemental information. However, we did not audit the information and express no opinion on it.

Our audits were made for the purpose of forming an opinion on the basic financial statements taken as a whole. The supplemental information on pages 14 through 25 is presented for purposes of additional analysis and is not a required part of the basic financial statements. Such information has been subjected to the auditing procedures applied in the audits of the basic financial statements and, in our opinion, is fairly stated in all material respects in relation to the basic financial statements taken as a whole.

Charles T. Mitchell Co.

Charles T. Mitchell Company

**Frankfort Electric & Water Plant Board
Management's Discussion & Analysis**

The Frankfort Electric and Water Plant Board is presenting the following discussion and analysis in order to provide an overall review of the Board's significant financial activities for the fiscal year ended June 30, 2005. We encourage the readers to consider the information presented here in conjunction with the Board's financial statements to enhance their understanding of the Board's financial performance.

OPERATIONAL OVERVIEW

The Board was established under Kentucky Revised Statutes (KRS 96-176) as a combined Electric and Water System to operate, maintain, improve, and expand the respective facilities and began operations in 1943. In 1954 the Board created Community Television and appointed a separate Cable Board to provide Cable TV service to Frankfort and the surrounding area. In 1988 the Board took direct control of the Cable TV operation in order to provide additional services over a fiber optic network, as a public project (the Full Service Network). All three operations are combined together and presented on pages 5 to 7 of the Audit Report. Cable Telecommunications operations are separated from the Electric and Water operations on the audit report under "Supplemental Information" pages 14 to 24. The Board has nearly completed the upgrade of the cable system to fiber optics, and is now able to provide a Full Service Network (FSN), with few exceptions, throughout the Cable Service Area. The Full Service Network includes Digital TV, High Speed Data Service, Point to Point Fiber Service, Security Service, Local and Long Distance Telephone Service, and is now providing High Definition TV Service. The upgrade is being financed by a Master Credit Agreement with a credit line approaching \$30.0 million dollars, of which \$27.4 million has been expended. The remaining \$2.6 million is expected to be expended over the next fiscal year, to complete the upgrade and provide the necessary equipment to connect customers to the FSN system. Security for this financing is the Cable Plant exclusively and repayment will be from Cable revenues only. The Board is generally on schedule with the rollout of FSN services and anticipates beginning to repay funds borrowed under the Master Credit Agreement in Fiscal Year 2005-06 in accordance with the agreement. The Electric and Water facilities and finances are specifically excluded as security in the Master Credit Agreement.

Assets

The major changes in Assets, as reported on the Audit, are in "Property, Plant, and Equipment" and "Receivables". The Board budgeted \$7.5 million for Capital Additions this fiscal year and expended \$6.8 million. Generally the Board attempts to perform all construction in house. This sometimes leads to budgeted funds moving to or from Capital Additions in response to maintenance and repairs within these systems. Electric and Water were almost \$0.87 million under budget whereas Cable was \$0.08 million over budget and General Capital Additions (allocable to all three operations) were over run by \$0.13 million. The Electric and Water under run was partially due to movement of funds to repair and maintenance items and delay of some Water Treatment Plant upgrades. The Cable overrun was not significant and, in any event, was covered by borrowing on the Master Credit Agreement from funds unexpended due to construction delays in previous years. The General additions over run was not significant. The increase in receivables is due to a falling Fuel Adjustment credit on the Electric Bills and the rollout of new services to our customers available on the FSN. The increase in inventory is believed to be temporary and mainly due to stocking of FSN equipment used on customer premises to provide new services.

Liabilities

The Audit Report indicates that the major changes in the Liabilities is in the Accounts Payable and Bonds & Bond Anticipation Note Payable. The increase in the Accounts Payable is due to increasing power costs resulting from a fuel adjustment clause that has gone from a credit to a charge. As in the prior fiscal year, most of the increase in borrowing is in the Cable operation, for the Full Service Network. This borrowing amounted to approximately \$4.6 million in the current fiscal year. This was in line with the \$4.2 million budgeted, allowing for the overrun in cable construction. The Board also approved a \$1.85 million Bond Anticipation Note for the Water Department to use for various water projects. Of the \$1.85 million, \$.6 million was borrowed in the current fiscal year. The remaining \$1.25 million is expected to be expended in the next fiscal year. The other existing major debt is the 1999 Electric and Water Bond issue on which payments and sinking fund requirements are being met in accordance with the Bond contract.

Net Assets

The decrease in Invested in Capital Assets reflects, primarily, the operational losses taken in this fiscal year. The reasons for these losses are more fully covered in the Revenue and Expense sections of this Management report. The increase in Restricted for Debt Retirement is in accordance with the 1999 Electric and Water Bond issue sinking fund requirements. Remaining categories have not significantly changed.

Revenue & Expenses

Electric & Water

The Board budgets revenues and expenses based on a five-year historical calculation and current inflationary trends. There are major impacts to the Electric and Water operations due mainly to weather conditions, which cannot be adequately anticipated. The use of a 5-year historical period tends to result in an "average" year in growth, inflation and prevailing weather. It is a rare occurrence when "average" and actual coincide. For the Fiscal Year ended June 30, 2005 electric and water were both generally in line with what would be considered "average", due mainly to prevailing weather conditions. On the Electric side, management did not anticipate the large increase in fuel costs associated with the purchase of electric power. Because of the way the Board passed these costs to its customers, a large portion of the increase was not passed on. This resulted in the loss of almost \$400,000 in net income over the first eleven months of the fiscal year. This loss has been covered by existing reserves and unless the Board revisits this item in the future the Board will not attempt to recover it from its customers. In addition, on the last month of the fiscal year the Board saw an increase of another almost \$400,000 for that month alone. The Board has changed its method of passing these costs to our customers but that change did not take effect until July of 2005 when the Board did pass on the \$400,000 "lost" in June. This is a cash flow problem, not a true "loss". Due to when the Board learns what was paid for fuel adjustment in one month (that is late in the following month), it cannot pass that cost on to its customers until the following month. Because of the change in passing the cost on to the customers, the Board will recover the FULL cost of the fuel adjustment paid in the billing of the following month, so the loss that was taken in the first eleven months of this fiscal year will not be repeated. However, if a major increase in fuel adjustment cost occurs in the last month of a fiscal year, the problem of having the expense occur in one year and the revenue offset occurring in the next fiscal year could happen again. Sufficient reserves exist to cover this temporary contingency. In electric transmission and distribution expenses there was a budget overrun of \$427,000. This is mainly due to a shift in payroll from capital projects to maintenance, the related materials used in these maintenance projects, and additional expenses for tree trimming. Due to the expense and time involved, much of tree trimming needed in the service area has fallen behind. This became quite evident with the ice storm that we experienced in December. In order to mitigate expenses associated with the overgrowth of the trees and the resulting damage that can occur, the Board has decided to bring the area back into an acceptable level. The remaining differences in both electric and water are within acceptable variances.

Cable Telecommunications

With the exception of storm damage, Telecommunications is not affected by Weather conditions. The Board anticipated losses for this operation due to the heavy outlay for plant, using borrowed funds (with the attendant interest expense on these funds), and start up costs for the FSN. The Board budgeted a net loss of \$1.1 million dollars. The actual loss was \$1.3 million. The difference is not considered significant. Since all Capital Additions are being funded by borrowing, the available funding was considered adequate. The Board anticipates increases in revenues due to the rollout of the FSN services to create a break even year next year and to far exceed the increases due to inflation, interest, and additional costs in future years.

Other Non-Operating Revenues

Other non-operating revenues increased \$14 thousand dollars this fiscal year, not a significant change. Revenues from Capital Contributions, which GASB regulations require utilities to show as revenue, increased \$320,000 over budget. The budget for this item was determined from the average of such contributions over past years. Year to year, these contributions have varied widely due to the amount of Federal and State participation. The Board cannot

determine with any degree of certainty the level of this participation and therefore expects relatively large variations from budget.

The Future

Electric & Water

Due to the lower consumption levels for electric and water operations in the preceding fiscal year, and the effects of the fuel adjustment on the current years operations, the Board anticipates the need for a rate adjustment and/or borrowing in the near future. For water, due to its relatively small funding reserve, this will probably occur in the next fiscal year. The Board may elect to split any funding adjustments between two fiscal years, allowing time for normally dry (or abnormally dry) summer months to increase the revenues available. For electric, which took a major loss and subsequent decrease in the available reserve, a rate adjustment will probably be considered in this fiscal year, again allowing for possible changes in consumption due to the prevailing weather conditions. The Board does not anticipate any problems with implementing rate increases or borrowing for either operation.

Cable Telecommunications

The Board anticipates continuing to add significantly to the customer base for cable, in particular for high-speed data services and local phone services, over the next several Fiscal Years. Even with the increase in costs due to additional borrowing, remaining start up costs, inflation, and principal payments (scheduled to begin in Fiscal Year 2005-6), the Board anticipates a break even year in the next Fiscal Year and being able to generate positive net income (before adding back depreciation and amortization) in Fiscal Year 06-07. The Board expects to be able to repay all borrowed funds by Fiscal Year 2016, as scheduled in the Master Credit Agreement under which all Cable borrowing is being done.

Frankfort Electric & Water Plant Board
Comparative Statement of Net Assets
June 30, 2005 and 2004

ASSETS	2005	2004
Cash & Cash Equivalents	\$ 2,772,877	\$ 1,984,042
Investments	1,485,024	1,462,714
Accrued Interest Receivable	8,787	2,888
Receivables		
Billed user fees	5,748,153	5,228,467
Unbilled user fees	1,158,993	1,003,993
Advertising	178,023	192,085
Other	266,445	276,594
Inventory	3,472,116	3,124,105
Prepaid Expenses	616,346	577,400
Property, Plant, and Equipment	141,109,518	134,254,779
Less: Accumulated Depreciation	(59,492,262)	(54,203,348)
Cable Acquisition Cost	912,600	1,053,000
Unamortized Bond Discount	231,341	247,388
Insurance Escrow Account	41,000	105,000
Retirement Plan Assets:		
Cash and Cash Equivalents	21,404	20,201
Investments	<u>363,792</u>	<u>360,627</u>
TOTAL ASSETS	<u>\$ 98,894,157</u>	<u>\$ 95,689,935</u>
 LIABILITIES AND NET ASSETS		
LIABILITIES		
Accounts and Other Payables	\$ 7,368,808	\$ 6,149,570
Accrued Expenses	870,574	769,159
Customer Deposits	1,722,696	1,634,088
Unearned Revenues	570,366	566,326
Bonds Payable Due in One Year	1,130,356	656,367
Long Term Debt:		
Bonds & Bond Anticipation Note Payable	39,446,983	35,361,203
Notes Payable-Retirement Plan	<u>309,021</u>	<u>347,692</u>
TOTAL LIABILITIES	<u>51,418,804</u>	<u>45,484,405</u>
 NET ASSETS		
Invested in Capital Assets	41,039,917	44,033,861
Restricted for Debt Retirement	940,468	820,026
Restricted for Retirement Plans	385,209	380,827
Unrestricted	<u>5,109,759</u>	<u>4,970,816</u>
TOTAL NET ASSETS	<u>47,475,353</u>	<u>50,205,530</u>
TOTAL LIABILITIES AND NET ASSETS	<u>\$ 98,894,157</u>	<u>\$ 95,689,935</u>

Frankfort Electric & Water Plant Board
Comparative Statement of Revenues, Expenses, and
Changes in Net Assets
For The Years Ended June 30, 2005 and 2004

	2005	2004
Operating Revenues		
Fees		
Electric	\$ 32,573,117	\$ 31,454,323
Water	6,517,960	6,138,837
Telecommunication	12,619,308	10,747,831
Total Operating Revenues	51,710,385	48,340,991
Operating Expenses		
Electric	34,550,730	31,841,343
Water	6,374,719	5,875,295
Telecommunication	13,015,534	11,601,864
Total Operating Expenses	53,940,983	49,318,502
Net Income From Operations	(2,230,598)	(977,511)
Non-Operating Revenues(Expenses)		
Net Merchandise Sale	11,288	22,133
Rental Revenue	9,205	9,785
Interest Revenue	54,239	34,009
Other Non-Operating Revenue	343,251	579,602
Interest Expense	(1,714,278)	(1,597,611)
Retirement Plan Net Income/(Loss)	4,382	8,654
Total Non-Operating Revenues (Expenses)	(1,291,913)	(943,428)
Income (Loss) Before Contributions	(3,522,511)	(1,920,939)
Capital Contributions	792,334	764,516
Change in Net Assets	(2,730,177)	(1,156,423)
Net Assets - Beginning of Year	50,205,530	51,361,953
Net Assets - End of Year	\$ 47,475,353	\$ 50,205,530

The accompanying notes are an integral part of these financial statements.

Frankfort Electric & Water Plant Board
Comparative Statement of Cash Flows
For The Years Ended June 30, 2005 and 2004

	2005	2004
Cash Flows from Operating Activities:		
Change in Net Assets	\$ (2,730,177)	\$ (1,156,423)
Adjustments to reconcile change in net assets to net cash provided by operating activities:		
Depreciation	5,288,913	4,995,285
Amortization	156,446	156,446
(Increase)/Decrease in receivables	(656,374)	(1,115,784)
(Increase)/Decrease in inventory	(348,011)	(312,002)
(Increase)/Decrease in prepaid expenses	(38,946)	(90,166)
Increase/(Decrease) in accounts and other payables	1,219,238	847,427
Increase/(Decrease) in accrued expenses	101,415	123,784
Increase/(Decrease) in customer deposits	88,608	109,687
Increase/(Decrease) in unearned revenues	4,040	13,888
Total Adjustments	5,815,329	4,728,565
Net cash provided by operating activities	3,085,152	3,572,142
Cash Flows from Investing Activities:		
Net capital additions	(6,854,740)	(6,543,691)
Net sale of investments	(25,471)	(96,156)
Net cash used by investing activities	(6,880,211)	(6,639,847)
Cash Flows from Financing Activities:		
Net increase in bond/note indebtedness	4,521,097	2,972,153
Net cash provided by financing activities	4,521,097	2,972,153
Net increase/(decrease) in cash and cash equivalents	726,038	(95,552)
Cash and cash equivalents beginning of year	2,109,243	2,204,795
Cash and cash equivalents end of year	\$ 2,835,281	\$ 2,109,243

Non-Cash Capital & Financing Activities

In 2005 and 2004, capital contributions consisted of \$792,335 and \$764,516 respectively.

The accompanying notes are an integral part of these financial statements.

NOTE A – SUMMARY OF SIGNIFICANT ACCOUNTING POLICIES

The Frankfort Electric and Water Plant Board was formed in April, 1943 through the acquisition by the City of Frankfort, of the entire capital stock of the Tri-City Utilities Company. The company was dissolved immediately after the acquisition of the capital stock. The properties and the operation of the combined electric and water system purchased were placed under the control of the Electric and Water Plant Board, which consists of five members appointed by the Mayor and approved by the City Commissioners. Since 1946 the Electric and Water Plant Board operates as an independent entity under the provisions of the Kentucky Revised Statutes 96.172 through 96.188. The Electric and Water Plant Board produces its own water supply and purchases electricity from the Kentucky Utilities Company. On January 1, 1988, the Electric and Water Plant Board acquired the assets and interests of Community Cable Services, Inc. Previously, the cable system was operated as an independent subsidiary of the Electric and Water Plant Board, and controlled by a separate Board of Directors. On January 1, 1989, the Electric and Water Plant Board assumed the ownership of the North Woodford Water District facilities in consideration for the assumption of its obligations and liabilities. The Kentucky Public Service Commission approved the acquisition on October 6, 1988. The Electric and Water Plant Board bills and collects sewer charges for the City of Frankfort and school tax for the local city and county school boards.

The financial statements of the Electric & Water Plant Board of the City of Frankfort have been prepared in conformity with generally accepted accounting principles (GAAP) as applied to government units. The Governmental Accounting Standards Board (GASB) is the accepted standard-setting body for establishing governmental accounting and financial reporting principles. The significant accounting principles and policies utilized by the Board are described below:

The Reporting Entity

The Electric and Water Plant Board is not considered a component unit of the City of Frankfort. The Electric and Water Plant Board operates under the provisions of the Kentucky Revised Statutes mentioned above. Additionally, the City of Frankfort does not exercise financial, budgetary, accounting or administrative controls over the Electric and Water Plant Board. Therefore, the financial statements of the Electric and Water Plant Board are not included in the financial statements of the City of Frankfort.

On July 1, 2002, the Board adopted the provisions of Governmental Accounting Standards Board Statement No. 34 "*Basic Financial Statements – and Management's Discussion and Analysis – for State and Local Governments.*" Statement 34 established standards for external financial reporting for all state and local governmental entities which includes a statement of net assets, a statement of activities and changes in net assets, and a statement of cash flows. It requires the classification of net assets into three components -- invested in capital assets, net of related debt; restricted; and unrestricted. These classifications are defined as follows:

- *Invested in capital assets, net of related debt* - This component of net assets consists of capital assets, including restricted capital assets, net of accumulated depreciation and reduced by the outstanding balances of any bonds, mortgages, notes, or other borrowings that are attributable to the acquisition, construction, or improvement of those assets. If there are significant unspent related debt proceeds at year-end, the portion of the debt attributable to the unspent proceeds are not included in the calculation of invested in capital assets, net of related debt. Rather, that portion of the debt is included in the same net assets component as the unspent proceeds.
- *Restricted* – This component of net assets consists of constraints placed on net asset use through external constraints imposed by creditors (such as through debt covenants), grantors, contributors, or laws or regulations of other governments or constraints imposed by law through constitutional provisions or enabling legislation.
- *Unrestricted net assets* – The component of net assets consist of net assets that do not meet the definition of "restricted" or "invested in capital assets, net of related debt".

Preparation of financial statements in conformity with generally accepted accounting principles requires management to make estimates and assumptions that affect the reported amounts of assets and liabilities and disclosure of contingent assets and liabilities at the date of the financial statements and the reported amounts of revenues and expenses during the reporting period. Actual results could differ from those estimates.

On July 1, 2002, the Board also adopted the provisions of Governmental Accounting Standards Board Statement No. 33, *Accounting and Financial Reporting for Nonexchange Transactions*. This statement requires that capital contributions to the Board be presented as a change in net assets.

The adoption of Statement No. 34 and Statement No. 33 affected the classification of net assets in accordance with the statements and the presentation of capital contributions as a change in net assets. The financial statements for the year ended June 30, 2002 were restated to reflect the adoption of Statement No. 34 and Statement No. 33.

Fund Accounting

The Electric and Water Plant Board is accounted for as an enterprise fund. Enterprise funds are used to account for operations (A) that are financed and operated in a manner similar to private business enterprises where the intent of the governing body is that the costs (expenses, including depreciation) of providing goods or services to the general public on a continuing basis be financed or recovered primarily through user charges, or (B) where the governing body has decided that periodic determination of revenues earned, expenses incurred, and/or net income is appropriate for capital maintenance, public policy, management control, accountability, or other purposes.

NOTE A – SUMMARY OF SIGNIFICANT ACCOUNTING POLICIES (continued)

Property, Plant, Equipment, and Long-Term Liabilities

The accounting treatment applied to property, plant, equipment and long-term liabilities associated with a fund are determined by its measurement focus. Enterprise funds are accounted for on a cost of services or "Capital Maintenance" measurement focus. This means that all assets and liabilities associated with their activity are included on their balance sheets. All property, plant and equipment are valued at historical cost or estimated historical cost if actual historical cost is not available. Depreciation is provided in the enterprise fund in amounts sufficient to relate the cost of the depreciable assets to operations over their estimated service lives on the straight-line basis. The service lives by type of assets are as follows:

Structure and Improvements	30 years
Electric Distribution Systems	30 years
Water Distribution Systems	50 years
Cable Distribution System	10 years
Furniture and Equipment	4-10 years

Basis of Accounting

Basis of accounting refers to when revenues and expenses are recognized in the accounts and reported in the financial statements. Basis of accounting relates to the timing of the measurements made.

Enterprise funds are accounted for using the accrual basis of accounting. Revenues and the related assets are recognized when earned rather than when received. Expenses and the related liabilities are recognized when the obligation is incurred rather than when paid.

Electric and water fees are recorded as revenues when the customers are billed. Telecommunications fees are billed one month in advance, and therefore are recorded as unearned revenues when billed.

Budgets and Budgetary Accounting

The Electric and Water Plant Board follows these procedures in establishing budgetary data reflected in the financial statements:

1. Formal budgetary integration is employed as a management control device during the year for all funds
2. A statement of revenues, expenses and changes in retained earnings – budget and actual – is presented for analytical purposes in the supplemental information section of this report, and is not intended to be a financial statement presented in conformity with generally accepted accounting principles.
3. The Board of Directors of the Electric and Water Plant Board approves the budget of the Electric and Water Plant Board.
4. Unused appropriations of the annual budget lapse at the end of the years.
5. The budgeted amounts shown in the financial statements are the final authorized amounts as revised during the year.

Revenue Requirements

The Electric and Water Plant Board is regulated by Kentucky Revised Statute 96.182 concerning the application of revenues earned by the Board. The provisions of Kentucky Revised Statute 96.182 are as follows:

Subject to the provisions of outstanding bonds and contracts, the Board shall apply all funds derived from operations (1) to the payment of operating expenses, (2) to the payment of bond interest and retirement, (3) to sinking fund requirements, (4) to the maintenance of a fund to meet depreciation and the improvements and extension of the plant in an amount equal to six percent (6%) of the undepreciated book value of its property, (5) to the maintenance of a cash working fund equal to one (1) month's revenue, (6) to the payment of other obligations incurred in the operations and maintenance of the plant and the furnishings of service.

Purpose of Various Internal Funds

Operating Funds

(1) Water and Electric Revenue Fund

Chapter 96 of the Kentucky Revised Statutes provides that all revenues of the system shall be placed in this fund as collected. Distributions to other funds are made upon approval of the Electric and Water Plant Board in accordance with the requirements of each fund.

(2) Operations and Maintenance Fund

This fund was created for the purpose of paying expenses of operating and maintaining the combined water works, electric power, cable, and full service network systems. The amount necessary to meet these expenses is transferred to this fund as needed from the Revenue Fund accounts. Approval of expenditures from this fund is made by the Board upon presentation of request for reimbursement to this fund.

Restricted Funds

(1) Electric and Water Revenue Bonds and Interest Sinking Fund

This fund was established in accordance with Kentucky Revised Statute 96.182. It provides that a reserve is to be accumulated over a ten year period to equal the average annual interest and principal requirements for such then outstanding.

NOTE A – SUMMARY OF SIGNIFICANT ACCOUNTING POLICIES (continued)

Cash, Cash Equivalents and Investments

The Electric and Water Plant Board maintains a cash account for each of the internal funds described in Note A above. Additionally, some of these internal funds hold investments which are stated at cost. For the purpose of these financial statements, the Board considers all highly liquid investment vehicles with an original maturity of three months or less to be cash equivalents. Statutes require that financial institutions pledge approved securities to secure those funds on deposit in an amount equal to the amount of those funds. At the end of the fiscal year, the carrying amount of the Board's deposits and investments were \$4,257,901. All deposits and investments were covered by federal depository insurance or by collateral held in the pledging institution's trust department in the Board's name.

The following is a chart categorizing the investments in order to give an indication of the level of risk assumed by the Board at June 30, 2005 and 2004. Category 1 includes investments that are insured or registered or for which the securities are held by the Board's custodial agent in the Board's name. Category 2 includes uninsured and unregistered investments for which the securities are held by the counterparty's trust department or agent in the Board's name. Category 3 includes uninsured and unregistered investments for which the securities are held by the counterparty or by its department or agent, but not in the Board's name.

	2005 Category			Carrying Amount	Market Value
	1	2	3		
U.S. Government Securities	\$ 1,415,706	\$	\$	\$ 1,415,706	\$ 1,415,706
Certificates of Deposit	69,318			69,318	69,318
	<u>\$ 1,485,024</u>	<u>\$</u>	<u>\$</u>	<u>\$ 1,485,024</u>	<u>\$ 1,485,024</u>
2004 Category					
	1	2	3	Carrying Amount	Market Value
U.S. Government Securities	\$ 1,394,184	\$	\$	\$ 1,394,184	\$ 1,394,184
Certificates of Deposit	68,530			68,530	68,530
	<u>\$ 1,462,714</u>	<u>\$</u>	<u>\$</u>	<u>\$ 1,462,714</u>	<u>\$ 1,462,714</u>

The Frankfort Electric and Water Plant Board Revised Retirement Plan records as cash and cash equivalents all highly liquid investment vehicles with an original maturity of three months or less.

Marketable securities are carried at cost including premiums and discounts on corporate bonds. The premiums and discounts are not material in relation to the investment taken as a whole. Therefore, premiums and discounts have not been amortized. All securities are held in trust by Farmers Bank & Capital Trust Company, Frankfort, Kentucky. Under the terms of the retirement plan, the trustee has the power to hold, invest, reinvest, purchase insurance on the lives of members, control, and disburse funds as at that time shall be set forth in the Trust Agreement.

The following is a chart categorizing the Retirement Plan's investment in order to give an indication of level of risk assumed by the Plan at June 30, 2005 and 2004. Category 1 includes investments that are insured or registered or for which the securities are held by the Plan's custodial agent in the Plan's name. Category 2 includes uninsured and unregistered investments for which the securities are held by the counterparty's trust department or agent in the Plan's name. Shown in this category are investments with Farmers Bank & Capital Trust Co. which were acquired by the merger of Community Service's plan into the Plant Board plan. Category 3 includes uninsured and unregistered investments for which the securities are held by the counterparty or by its trust department or agent, but not in the Plan's Name.

	2005 Category			Carrying Amount	Market Value
	1	2	3		
U.S. Government Securities	\$ 148,225	\$	\$	\$ 148,225	\$ 148,225
Corporate Bonds	150,020			150,020	150,020
Mutual Funds	65,547			65,547	65,547
	<u>\$ 363,792</u>	<u>\$</u>	<u>\$</u>	<u>\$ 363,792</u>	<u>\$ 363,792</u>
2004 Category					
	1	2	3	Carrying Amount	Market Value
U.S. Government Securities	\$ 147,890	\$	\$	\$ 147,890	\$ 147,890
Corporate Bonds	150,028			150,028	150,028
Mutual Funds	62,709			62,709	62,709
	<u>\$ 360,627</u>	<u>\$</u>	<u>\$</u>	<u>\$ 360,627</u>	<u>\$ 360,627</u>

NOTE A – SUMMARY OF SIGNIFICANT ACCOUNTING POLICIES (continued)

Inventory

Materials and supplies inventory are stated at lower of cost or market using average cost to determine unit cost on all items with the exception of chemicals.

Accumulated Compensated Absences

It is the Board's policy to permit employees to accumulate limited amounts of earned but unused vacation pay which will be paid to employees upon separation from the Board's service. In enterprise funds, the cost of vacation pay is accrued in the period in which it is earned.

Pension Plans

The Board became a member of the County Employees' Retirement System (CERS) on July 1, 1988. Eligible employees were enrolled in CERS on that date. Both employer and the employee contribute to this plan. The total estimated cost of entering the system as of July 1, 1988 was \$2,989,322. The original plan for entering the system required annual payments for 24 years from funds available in the Electric and Water Plant Board Retirement Plan as follows:

\$264,318 X 24 annual payments - \$6,343,632

The Board has made the required annual payments for the first seventeen years. The Board's current indebtedness is \$309,021.

The retirees currently being paid benefits by the previously funded Electric and Water Plant Board Retirement Plan will continue to receive their monthly benefits from this retirement plan. The Board will make no payments from the operating accounts.

Restrictions of Net Assets

	2005	2004
1) Revenue Bond Sinking Reserve	\$ 940,468	\$ 820,026
2) Retirement Plan Assets	385,203	380,827
 Total Restricted Net Assets	 \$ 1,325,671	 \$ 1,200,853

Projects and Funding

Schedules of the bond principal and interest maturities of these bond issues are presented as supplemental information to this report.

General Obligation Bonded Debt Service

The Board maintains a bond interest redemption reserve fund for the retirement of bonded indebtedness. The transfer and reserve requirements of these funds have been described previously.

Comparative

Comparative data for the prior year has been presented in the accompanying financial statements in order to provide an understanding of changes in the Board's financial position and operations.

Allowance for Uncollectible Amounts

The Board records an allowance for doubtful accounts in the financial statements. The allowance for doubtful accounts at June 30, 2005 is \$60,000.

Frankfort Electric and Water Plant Board
Notes To The Financial Statements
June 30, 2005

NOTE B – PROPERTY, PLANT AND EQUIPMENT

The following is a summary of the property, plant and equipment as of June 30, 2005 and 2004:

	2005		
	Cost	Accumulated Depreciation	Book Value
Water Distribution System	\$ 32,675,549	\$ 9,298,444	\$ 32,377,105
Water Treatment Plant	10,356,036	4,709,252	5,646,784
Electric Distribution System	47,858,590	23,601,712	24,256,878
Structures and Improvements	2,316,974	1,130,811	1,186,163
Transportation Equipment	4,158,295	2,559,736	1,598,559
Office Furniture and Equipment	6,380,796	3,846,272	2,534,524
Tools, Shop Garage and Store Equipment	411,926	357,211	54,715
Laboratory Equipment	52,192	48,370	3,822
Power Operated Equipment	1,833,318	1,477,489	355,829
Communication Equipment	341,528	168,418	173,110
Other Equipment	594,153	397,815	196,338
Cable Division Assets	33,671,280	11,896,732	21,774,548
Land and Land Rights	458,881		458,881
Total Property, Plant and Equipment	\$ 141,109,518	\$ 59,492,262	\$ 90,617,256

	2004		
	Cost	Accumulated Depreciation	Book Value
Water Distribution System	\$ 32,152,335	\$ 8,632,671	\$ 23,519,664
Water Treatment Plant	10,314,126	4,502,337	5,811,789
Electric Distribution System	46,257,209	22,329,906	23,927,303
Structures and Improvements	2,217,913	999,826	1,218,087
Transportation Equipment	3,667,249	2,286,132	1,381,117
Office Furniture and Equipment	5,853,702	3,359,140	2,494,562
Tools, Shop Garage and Store Equipment	411,925	348,230	63,695
Laboratory Equipment	52,192	44,879	7,313
Power Operated Equipment	1,737,448	1,383,507	353,941
Communication Equipment	329,247	141,382	187,865
Other Equipment	534,797	298,286	236,511
Cable Division Assets	30,267,755	9,877,052	20,390,703
Land and Land Rights	458,881		458,881
Total Property, Plant and Equipment	\$ 134,254,779	\$ 54,203,348	\$ 80,051,431

NOTE C – BONDS PAYABLE

The annual requirements to retire bonded debt as of June 30, 2005 and 2004 are as follows:

June 30,	2005		
	Principal	Interest	Total
2006	\$ 1,130,356	\$ 1,269,332	\$ 2,399,688
2007	1,480,066	1,641,640	3,121,706
2008	2,273,022	1,564,965	3,837,987
2009	3,316,778	1,456,059	4,772,837
2010	4,086,382	1,313,530	5,399,912
Thereafter	29,918,968	4,827,320	34,746,288
Total	\$ 42,205,572	\$ 12,072,846	\$ 54,278,418

June 30,	2004		
	Principal	Interest	Total
2005	\$ 656,367	\$ 703,482	\$ 1,359,849
2006	692,862	667,259	1,360,121
2007	730,066	629,046	1,359,112
2008	773,022	588,465	1,361,487
2009	816,778	545,184	1,361,962
Thereafter	9,542,844	2,998,012	12,540,856
Total	\$ 13,211,939	\$ 6,131,448	\$ 19,343,387

From July 1, 1998 to June 30, 2005 the Plant Board entered into bond anticipation notes with Farmers Bank and Capital Trust Company. The purpose of these notes was to enable the Plant Board to work on capital additions for the Full Service Network. The balance of the bond anticipation notes at June 30, 2005 totaled \$27,407,502 and at June 30, 2004, the notes totaled \$22,805,640. This amount is included in long-term debt.

NOTE D – INSURANCE ESCROW ACCOUNT

The insurance escrow account is a liability set up to account for the possibility of future insurance claims.

NOTE E – FRANKFORT PLANT BOARD MUNICIPAL PROJECTS CORPORATION

In October of 1999, the Board of Directors of the Electric and Water Plant Board formed the Frankfort Plant Board Municipal Projects Corporation with the purpose of authorizing and approving the initial financing of the costs of the new improvements to and expansions of the Municipal Cable Television of the Plant Board. The initial financing amounted to \$4,130,000 by means of a lease between the Corporation, as lessor, and the Plant Board, as lessee. The Corporation will provide the lease for the cable system, as improved and expended, to the Plant Board, and authorize the assignment of the Corporation's rights and interests under the lease to the Farmers Bank & Capital Trust Company.

This authorization is accomplished by means of an instrument of assignment from the Corporation to the bank as assignee in consideration of the bank's advance of assignment proceeds sufficient to pay the costs of improving and financing the system. All accounting for capital costs, lease costs, and bank indebtedness are shown as a part of these financial statements.

NOTE F – RETIREMENT PLANS

All employees are covered under the County Employee's Retirement System (CERS), a cost sharing, multiple-employer, public employers retirement system established under the provisions of Kentucky Revised Statute Section 61.645. Funding for the plan is provided through payroll withholdings of 5.00% and a district contribution of 8.48% of the employee's total compensation subject to contribution.

The district's total payroll for the year was \$8,960,850. The contribution requirement for CERS for the year ended June 30, 2005 was \$1,207,923 which consisted of \$759,880 from the Board and \$448,043 from the employees. Benefits under both plans will vary based on final compensation, years of service, and other factors as fully described in the plan documents.

The "pension benefit obligation" is a standardized disclosure measure of the present value of pension benefits which is adjusted for the effects of projected salary increases and step-rate benefits that are estimated to be payable in the future as a result of employee service to-date. The measure, which is the actuarial present value of credited projected benefits, is intended to help users assess the pensions' funding status on a going-concern basis, assess progress made in accumulating sufficient assets to pay benefits when due, and make comparisons among the plans and employers.

Ten-year historical trend information showing CERS's progress in accumulating sufficient assets to pay benefits when due is presented in their June 30, 2005 comprehensive annual financial reports.

FRANKFORT ELECTRIC AND WATER PLANT BOARD

SUPPLEMENTAL INFORMATION

Frankfort Electric and Water Plant Board
Statement of Net Assets
38,533.00

ASSETS	Electric & Water	Telecommunication	Total
Cash & Cash Equivalents	\$ 2,260,782	\$ 1,997,119	\$ 4,257,901
Accrued Interest Receivable	6,953	1,834	8,787
Receivables			
Billed user fees	4,548,283	1,199,870	5,748,153
Unbilled user fees	1,158,993		1,158,993
Advertising		178,023	178,023
Other	253,123	13,322	266,445
Inventory	2,479,130	992,986	3,472,116
Prepaid Expenses	443,991	172,355	616,346
Property, Plant, and Equipment	104,468,877	36,640,641	141,109,518
Less: Accumulated Depreciation	(45,920,817)	(13,571,445)	(59,492,262)
Cable Acquisition Cost		912,600	912,600
Unamortized Bond Discount	231,341		231,341
Insurance Escrow Account	22,444	18,556	41,000
Retirement Plan Assets:			
Cash and Cash Equivalents	21,404		21,404
Investments	363,792		363,792
TOTAL ASSETS	\$ 70,338,296	\$ 28,555,861	\$ 98,894,157
LIABILITIES AND FUND EQUITY			
LIABILITIES			
Accounts and Other Payables	\$ 6,171,304	\$ 1,197,504	\$ 7,368,808
Accrued Expenses	496,996	373,578	870,574
Customer Deposits	1,704,819	17,877	1,722,696
Unearned Revenues		570,366	570,366
Bonds Payable Due in One Year	495,000	635,356	1,130,356
Long Term Debt:			
Bonds & Bond Anticipation Note Payable	11,149,276	28,297,707	39,446,983
Notes Payable-Retirement Plan	309,021		309,021
Total Liabilities	20,326,416	31,092,388	51,418,804
FUND EQUITY			
Retained Earnings	50,011,880	(2,536,527)	47,475,353
Total Fund Equity	50,011,880	(2,536,527)	47,475,353
TOTAL LIABILITIES AND FUND EQUITY	\$ 70,338,296	\$ 28,555,861	\$ 98,894,157

The accompanying notes are an integral part of these financial statements.

Frankfort Electric and Water Plant Board
Statement of Revenues, Expenses and Changes In
Net Assets - Budget and Actual
For The Year Ended June 30, 2005

	<u>Budgeted</u>	<u>Actual</u>	<u>Variable Favorable (Unfavorable)</u>
OPERATING REVENUES			
Fees			
Electric	\$ 32,056,300	\$ 32,573,117	\$ 516,817
Water	6,418,400	6,517,960	99,560
Telecommunication	12,394,200	12,619,308	225,108
Total Operating Revenues	<u>50,868,900</u>	<u>51,710,385</u>	<u>841,485</u>
OPERATING EXPENSES			
Electric	32,312,041	34,550,730	(2,238,689)
Water	6,215,961	6,374,719	(158,758)
Telecommunication	12,556,799	13,015,534	(458,735)
Total Operating Expenses	<u>51,084,801</u>	<u>53,940,983</u>	<u>(2,856,182)</u>
OPERATING INCOME	<u>(215,901)</u>	<u>(2,230,598)</u>	<u>(2,014,697)</u>
NON-OPERATING REVENUES (EXPENSES)			
Net Merchandise Sale	16,800	11,288	(5,512)
Rental Revenue	11,000	9,205	(1,795)
Interest Revenue	35,700	54,239	18,539
Other Non-Operating Revenue	340,000	343,251	3,251
Interest Expense	(1,690,800)	(1,714,278)	(23,478)
Retirement Plan Net Income/(Loss)	<u>4,382</u>	<u>4,382</u>	<u>4,382</u>
Total Non-Operating Revenues (Expenses)	<u>(1,287,300)</u>	<u>(1,291,913)</u>	<u>(4,613)</u>
Income (Loss) Before Contributions	<u>(1,503,201)</u>	<u>(3,522,511)</u>	<u>(2,019,310)</u>
Capital Contributions	<u>472,000</u>	<u>792,334</u>	<u>320,334</u>
Change in Net Assets	<u>(1,031,201)</u>	<u>(2,730,177)</u>	<u>(1,698,976)</u>
Net Assets - Beginning of Year	<u>50,205,530</u>	<u>50,205,530</u>	<u> </u>
Net Assets - End of Year	<u>\$ 49,174,329</u>	<u>\$ 47,475,353</u>	<u>\$ (1,698,976)</u>

The accompanying notes are an integral part of these financial statements.

Frankfort Electric and Water Plant Board
Statement of Revenues and Expenses
Electric, Water, and Telecommunications Divisions
For The Year Ended June 30, 2005

	Electric Division	Water Division	Telecommunication Division
Operating Income			
User Fees	\$ 32,573,117	\$ 6,517,960	\$ 11,875,647
Advertising Revenue			743,661
Total Operating Revenues	<u>32,573,117</u>	<u>6,517,960</u>	<u>12,619,308</u>
Operating Expenses	<u>34,550,730</u>	<u>6,374,719</u>	<u>13,015,534</u>
Net Operating Income	<u>(1,977,613)</u>	<u>143,241</u>	<u>(396,226)</u>
Non-Operating Revenues (Expenses)			
Net Merchandise Sales	4,200	3,065	4,023
Rental Revenues	3,407	2,507	3,291
Interest Revenues	23,760	15,569	14,910
Other Non-Operating Revenues	117,396	167,912	57,943
Interest Expense	(69,058)	(629,206)	(1,016,014)
Retirement Plan Net Income/(Loss)	<u>2,191</u>	<u>2,191</u>	
Total Non-Operating Revenues (Expenses)	<u>81,896</u>	<u>(437,962)</u>	<u>(935,847)</u>
Change in Net Assets	<u>\$ (1,895,717)</u>	<u>\$ (294,721)</u>	<u>\$ (1,332,073)</u>

The accompanying notes are an integral part of these financial statements.

Frankfort Electric and Water Plant Board
 Detail Schedule of Budgeted and Actual Operating Expenses
 Electric, Water, and Telecommunication Divisions
 For The Year Ended June 30, 2005

	Budgeted	Actual	Variance Favorable (Unfavorable)
ELECTRIC DIVISION			
Electricity Purchased	\$ 25,601,700	\$ 27,216,136	\$ (1,614,436)
Transmission and Distribution	1,581,000	2,007,605	(426,605)
Engineering	247,000	269,931	(22,931)
Total Electric Expense	<u>27,429,700</u>	<u>29,493,672</u>	<u>(2,063,972)</u>
Meter Reading	195,945	204,793	(8,848)
Customer Records and Collection	259,462	261,334	(1,872)
Postage and Printing	64,310	61,316	2,994
24/7 Customer Care Payroll		1	(1)
Over and Short	74	23	51
Office Supplies	16,068	12,476	3,592
Bad Debts	51,766	103,399	(51,633)
GIS Expenses	20,363	8,481	11,882
CIS Expenses	71,456	79,702	(8,246)
Computer Expenses	47,020	52,485	(5,465)
Information Technologies Payroll	183,378	166,953	16,425
Total Office Expenses	<u>909,842</u>	<u>950,963</u>	<u>(41,121)</u>
Advertising	10,330	13,988	(3,658)
Administrative Expenses	379,973	387,837	(7,864)
Clearing Account		(453)	453
Dues & Subscriptions	15,558	34,727	(19,169)
Safety	12,256	6,519	5,737
Travel and Training	53,557	35,881	17,676
Board Expenses	2,925	2,330	595
Social Security Expense	198,138	180,959	17,179
Legal and Consulting Fees	90,273	68,887	21,386
Insurance	308,356	292,820	15,536
Total Administrative Expenses	<u>1,071,366</u>	<u>1,023,495</u>	<u>47,871</u>
Vacation Benefits	111,675	150,265	(38,590)
Sick Benefits	54,536	84,266	(29,730)
Employees Welfare	448,471	466,686	(18,215)
Clubhouse Expense	1,539	2,745	(1,206)
Employee Activity	9,794	10,059	(265)
Employee Assistance	700	690	10
Pension Expense	214,927	212,616	2,311
Total Employee Benefits Expenses	<u>841,642</u>	<u>927,327</u>	<u>(85,685)</u>
General Expenses	3,073	3,451	(378)
Maintenance	3,036	12,410	(9,374)
Depreciation	1,499,656	1,612,937	(113,281)
In-lieu of Tax City	44,864	37,389	7,475
In-lieu of Tax County	18,934	18,933	1
Cash Contributions to City	17,186	17,187	(1)
Total General Expenses	<u>1,586,749</u>	<u>1,702,307</u>	<u>(115,558)</u>
Support Services	209,331	196,058	13,273
Inventory Adjustments		28,671	(28,671)
Cost of Sales Clearing		3,080	(3,080)
Auto and Truck Repair	154,279	144,890	9,389
Gas and Oil	109,132	80,267	28,865
Total Support Services	<u>472,742</u>	<u>452,966</u>	<u>19,776</u>
TOTAL OPERATING EXPENSES - ELECTRIC DIVISION	<u>\$ 32,312,041</u>	<u>\$ 34,550,730</u>	<u>\$ (2,238,689)</u>

Frankfort Electric and Water Plant Board
 Detail Schedule of Budgeted and Actual Operating Expenses
 Electric, Water, and Telecommunication Divisions
 For The Year Ended June 30, 2005

	Budgeted	Actual	Variance Favorable (Unfavorable)
WATER DIVISION			
Distributions and Treatment	\$ 2,257,000	\$ 2,315,579	\$ (58,579)
Engineering	170,500	154,799	15,701
Total Water Department Expense	<u>2,427,500</u>	<u>2,470,378</u>	<u>(42,878)</u>
Meter Reading	144,155	150,643	(6,488)
Customer Records and Collection	190,883	192,294	(1,411)
Postage and Printing	47,312	45,117	2,195
Over and Short	54	17	37
Office Supplies	11,821	9,180	2,641
Bad Debts	10,087	20,153	(10,066)
GIS Expenses	14,981	6,240	8,741
CIS Expenses	52,569	47,654	4,915
Computer Expenses	34,592	38,619	(4,027)
Information Technologies Payroll	134,909	122,847	12,062
Total Office Expenses	<u>641,363</u>	<u>632,764</u>	<u>8,599</u>
Advertising	7,599	5,971	1,628
Administrative Expenses	279,542	287,052	(7,510)
Clearing Account		(179)	179
Dues & Subscriptions	16,578	12,853	3,725
Safety	13,060	6,948	6,112
Travel and Training	55,766	39,367	16,399
Board Expenses	2,152	1,714	438
Social Security Expense	180,908	192,456	(11,548)
Legal and Consulting Fees	47,286	33,429	13,857
Insurance	286,930	272,473	14,457
Total Administrative Expenses	<u>889,821</u>	<u>852,084</u>	<u>37,737</u>
Vacation Benefits	118,998	145,586	(26,588)
Sick Benefits	58,112	65,053	(6,941)
Employees Welfare	484,763	497,375	(12,612)
Clubhouse Expense	1,640	2,925	(1,285)
Employee Activity	10,436	10,787	(351)
Employee Assistance	745	736	9
Pension Expense	229,021	226,598	2,423
Total Employee Benefits Expenses	<u>903,715</u>	<u>949,060</u>	<u>(45,345)</u>
General Expenses	2,261	2,539	(278)
Maintenance	2,234	9,032	(6,798)
Depreciation & Amortization	967,094	1,105,019	(137,925)
In-lieu of Tax City	42,357	35,300	7,057
In-lieu of Tax County	17,876	17,875	1
Cash Contributions to City	3,349	3,350	(1)
Total General Expenses	<u>1,035,171</u>	<u>1,173,115</u>	<u>(137,944)</u>
Support Services	154,003	144,022	9,981
Inventory Adjustments		10,527	(10,527)
Cost of Sales Clearing		2,221	(2,221)
Auto and Truck Repair	96,281	90,438	5,843
Gas and Oil	68,107	50,110	17,997
Total Support Services	<u>318,391</u>	<u>297,318</u>	<u>21,073</u>
TOTAL OPERATING EXPENSES - WATER DIVISION	<u>\$ 6,215,961</u>	<u>\$ 6,374,719</u>	<u>\$ (158,758)</u>

Frankfort Electric and Water Plant Board
 Detail Schedule of Budgeted and Actual Operating Expenses
 Electric, Water, and Telecommunication Divisions
 For The Year Ended June 30, 2005

TELECOMMUNICATION DIVISION	Budgeted	Actual	Variable Favorable (Unfavorable)
Operations & Maintenance	\$ 626,000	\$ 841,332	\$ (215,332)
Distribution	265,000	430,651	(165,651)
HBO Expense	487,700	467,954	19,746
TMC Expense	39,700	34,145	5,555
Showtime Expense	107,700	92,005	15,695
Cinemax Expense	59,400	54,353	5,047
Encore Expense	4,800	4,198	602
Starz/Encore Expense	100,700	101,987	(1,287)
Digital Music Expense	5,500	4,293	1,207
Satellite Station Expense	2,418,900	2,391,907	26,993
Pole Rental Expense	31,000	26,317	4,683
Digital Station Expense	232,500	201,631	30,869
Pay per View Expense	19,200	31,659	(12,459)
Royalty Copyright Expense	60,000	54,441	5,559
Total Operations & Maintenance	<u>4,458,100</u>	<u>4,736,873</u>	<u>(278,773)</u>
Cable 10 Payroll	111,900	179,594	(67,694)
Cable 10 Expense	44,000	51,139	(7,139)
Ad Insertion Payroll	297,000	205,447	91,553
Ad Insertion Expenses	54,000	52,046	1,954
Marketing Expenses	37,000	52,706	(15,706)
Total Cable 10 Expenses	<u>543,900</u>	<u>540,932</u>	<u>2,968</u>
FSN Payroll	405,200	444,731	(39,531)
FSN Expense	896,000	1,016,308	(120,308)
Security Payroll	57,800		57,800
Expanded Cable		1,770	(1,770)
Security Expense	20,000	38,451	(18,451)
Total Cable FSN Expenses	<u>1,379,000</u>	<u>1,501,260</u>	<u>(122,260)</u>
Engineering Expense	3,000	1,413	1,587
Engineering Payroll	98,400	114,063	(15,663)
Total Cable Engineering Expense	<u>101,400</u>	<u>115,476</u>	<u>(14,076)</u>
Total Cable Expenses	<u>6,482,400</u>	<u>6,894,541</u>	<u>(412,141)</u>
Customer Records and Collection Expense	250,456	252,298	(1,842)
Postage and Printing	62,078	59,196	2,882
Over and Short	71	22	49
Office Supplies	15,511	12,044	3,467
Bad Debts	13,447	26,846	(13,399)
GIS Expenses	19,656	8,188	11,468
CIS Expenses	68,975	62,524	6,451
Computer Expenses	45,388	51,071	(5,683)
Information Technologies Payroll	177,013	161,181	15,832
Total Office Expenses	<u>652,595</u>	<u>633,370</u>	<u>19,225</u>

Frankfort Electric and Water Plant Board
 Detail Schedule of Budgeted and Actual Operating Expenses
 Electric, Water, and Telecommunication Divisions
 For The Year Ended June 30, 2005

TELECOMMUNICATION DIVISION (continued)

Advertising	9,971	10,035	(64)
Administrative Expense	366,785	374,427	(7,642)
Clearing Account		(234)	234
Dues & Subscriptions	23,464	10,036	13,428
Safety	18,484	14,119	4,365
Travel and Training	93,076	68,353	24,723
Board Payroll	2,824	2,249	575
Social Security Expense	246,954	273,432	(26,478)
Legal and Consulting Fees	64,042	68,885	(4,843)
Insurance	251,614	238,937	12,677
Total Administrative Expenses	<u>1,077,214</u>	<u>1,060,239</u>	<u>16,975</u>
Vacation Benefits	168,428	176,290	(7,862)
Sick Benefits	82,251	73,979	8,272
Employees Welfare	711,666	703,865	7,801
Clubhouse Expense	2,321	4,140	(1,819)
Employee Activity	14,771	15,172	(401)
Employee Assistance	1,055	1,041	14
Pension Expense	324,152	320,672	3,480
Total Employee Benefits Expenses	<u>1,304,644</u>	<u>1,295,159</u>	<u>9,485</u>
General Expenses	2,966	3,857	(891)
Maintenance	2,931	12,047	(9,116)
Amortization of Goodwill	140,400	140,400	-
Depreciation	2,494,050	2,587,002	(92,952)
In-lieu of Tax City	21,778	36,317	(14,539)
In-lieu of Tax County	9,191	9,190	1
Cash Contributions to City	4,465	4,462	3
Total General Expenses	<u>2,675,781</u>	<u>2,793,275</u>	<u>(117,494)</u>
Support Services Expense	32,165	28,251	3,914
Support Services Payroll	169,901	160,701	9,200
Inventory Adjustments		8,493	(8,493)
Cost of Sales Clearing		2,914	(2,914)
Auto and Truck Repair Expense	46,989	43,912	3,077
Auto and Truck Repair Payroll	47,951	45,260	2,691
Gas and Oil	67,159	49,419	17,740
Total Support Services Expense	<u>364,165</u>	<u>338,950</u>	<u>25,215</u>
TOTAL OPERATING EXPENSES - TELECOMMUNICATION DIVISION	<u>\$ 12,556,799</u>	<u>\$ 13,015,534</u>	<u>\$ (458,735)</u>

The accompanying notes are an integral part of these financial statements.

Frankfort Electric and Water Plant Board
Comparative Operating Expenses
Electric, Water and Telecommunication Divisions
For The Years Ended June 30, 2005 and 2004

ELECTRIC DIVISION	2005	2004
Electricity Purchased	\$ 27,216,136	\$ 25,150,119
Transmission and Distribution	2,007,605	1,628,628
Engineering	269,931	221,321
Total Electric Expense	29,493,672	27,000,068
Meter Reading	204,793	193,699
Customer Records and Collection	261,334	237,725
Postage and Printing	61,316	63,932
24/7 Customer Care Payroll	1	
Over and Short	23	(69)
Office Supplies	12,476	15,365
Bad Debts	103,399	61,326
GIS Expenses	8,481	22,888
CIS Expenses	79,702	55,322
Computer Expenses	52,485	37,971
Information Technologies Payroll	166,953	151,567
Total Office Expenses	950,963	839,726
Advertising	13,988	7,587
Administrative Expenses	387,837	387,004
Clearing Account	(453)	(2,329)
Dues & Subscriptions	34,727	30,509
Safety	6,519	7,952
Travel and Training	35,881	41,061
Board Expenses	2,330	2,599
Social Security Expense	180,959	193,009
Legal and Consulting Fees	68,887	75,736
Insurance	292,820	265,563
Total Administrative Expenses	1,023,495	1,008,691
Vacation Benefits	150,265	140,026
Sick Benefits	84,266	72,016
Employees Welfare	466,686	486,774
Clubhouse Expense	2,745	1,664
Employee Activity	10,059	9,495
Employee Assistance	690	690
Pension Expense	212,616	172,205
Total Employee Benefits Expenses	927,327	882,870
General Expenses	3,451	4,472
Maintenance	12,410	12,387
Depreciation	1,612,937	1,590,667
In-lieu of Tax City	37,389	44,867
In-lieu of Tax County	18,933	18,933
Cash Contributions to City	17,187	17,187
Total General Expenses	1,702,307	1,688,513
Support Services	196,058	198,395
Inventory Adjustments	28,671	(6,654)
Cost of Sales Clearing	3,080	(526)
Auto and Truck Repair	144,890	145,012
Gas and Oil	80,267	85,248
Total Support Services	452,966	421,475
TOTAL OPERATING EXPENSES - ELECTRIC DIVISION	\$ 34,550,730	\$ 31,841,343

The accompanying notes are an integral part of these financial statements.

Frankfort Electric and Water Plant Board
Comparative Operating Expenses
Electric, Water and Telecommunication Divisions
For The Years Ended June 30, 2005 and 2004

WATER DIVISION	2005	2004
Distributions and Treatment	\$ 2,315,579	\$ 2,058,437
Engineering	154,799	118,872
Total Water Department Expense	<u>2,470,378</u>	<u>2,177,309</u>
Meter Reading	150,643	142,526
Customer Records and Collection	192,294	174,922
Postage and Printing	45,117	47,042
Over and Short	17	(51)
Office Supplies	9,180	11,306
Bad Debts	20,153	11,953
GIS Expenses	6,240	16,841
CIS Expenses	47,654	40,707
Computer Expenses	38,619	27,939
Information Technologies Payroll	122,847	111,526
Total Office Expenses	<u>632,764</u>	<u>584,711</u>
Advertising	5,971	5,583
Administrative Expenses	287,052	284,765
Clearing Account	(179)	(1,714)
Dues & Subscriptions	12,853	6,883
Safety	6,948	8,474
Travel and Training	39,367	36,339
Board Expenses	1,714	1,912
Social Security Expense	192,456	176,238
Legal and Consulting Fees	33,429	29,572
Insurance	272,473	247,110
Total Administrative Expenses	<u>852,084</u>	<u>795,162</u>
Vacation Benefits	145,586	128,683
Sick Benefits	65,053	47,631
Employees Welfare	497,375	518,785
Clubhouse Expense	2,925	1,901
Employee Activity	10,787	10,119
Employee Assistance	736	736
Pension Expense	226,598	183,529
Total Employee Benefits Expenses	<u>949,060</u>	<u>891,384</u>
General Expenses	2,539	3,033
Maintenance	9,032	9,114
Depreciation & Amorization	1,105,019	1,063,508
In-lieu of Tax City	35,300	42,360
In-lieu of Tax County	17,875	17,875
Cash Contributions to City	3,350	3,350
Total General Expenses	<u>1,173,115</u>	<u>1,139,240</u>
Support Services	144,022	145,983
Inventory Adjustments	10,527	(1,836)
Cost of Sales Clearing	2,221	(388)
Auto and Truck Repair	90,438	90,515
Gas and Oil	50,110	53,215
Total Support Services	<u>297,318</u>	<u>287,489</u>
TOTAL OPERATING EXPENSES - WATER DIVISION	<u>\$ 6,374,719</u>	<u>\$ 5,875,295</u>

Frankfort Electric and Water Plant Board
Comparative Operating Expenses
Electric, Water and Telecommunication Divisions
For The Years Ended June 30, 2005 and 2004

Telecommunication Division	2005	2004
Operations & Maintenance	\$ 841,332	\$ 732,920
Distribution	430,651	380,333
HBO Expense	467,954	483,846
TMC Expense	34,145	36,671
Showtime Expense	92,005	101,137
Cinemax Expense	54,353	55,622
Encore Expense	4,198	4,628
Starz/Encore Expense	101,987	104,249
Digital Music Expense	4,293	4,573
Satellite Station Expense	2,391,907	2,141,854
Pole Rental Expense	26,317	25,959
Digital Station Expense	201,631	182,967
Pay per View Expense	31,659	31,075
Royalty Copyright Expense	54,441	55,450
Total Operations & Maintenance	<u>4,736,873</u>	<u>4,341,284</u>
Cable 10 Payroll	179,594	187,257
Cable 10 Expense	51,139	38,760
Ad Insertion Payroll	205,447	187,911
Ad Insertion Expenses	52,046	49,156
Marketing Expenses	52,706	23,432
Total Cable 10 Expenses	<u>540,932</u>	<u>486,516</u>
FSN Payroll	444,731	419,243
FSN Expense	1,016,308	505,322
Expanded Cable	1,770	1,770
Security Expense	38,451	31,213
Total Cable FSN Expenses	<u>1,501,260</u>	<u>957,548</u>
Engineering Expense	1,413	1,335
Engineering Payroll	114,063	77,616
Total Cable Engineering Expense	<u>115,476</u>	<u>78,951</u>
Total Cable Expenses	<u>6,894,541</u>	<u>5,864,299</u>
Customer Records and Collection Expense	252,298	229,505
Postage and Printing	59,196	61,722
Over and Short	22	(67)
Office Supplies	12,044	14,833
Bad Debts	26,846	15,922
GIS Expenses	8,188	22,235
CIS Expenses	62,524	53,409
Computer Expenses	51,071	36,658
Information Technologies Payroll	161,181	146,327
Total Office Expenses	<u>633,370</u>	<u>580,544</u>

Frankfort Electric and Water Plant Board
Comparative Operating Expenses
Electric, Water and Telecommunication Divisions
For The Years Ended June 30, 2005 and 2004

Telecommunication Division (continued)	2005	2004
Advertising	10,035	7,325
Administrative Expense	374,427	374,575
Clearing Account	(234)	(2,249)
Dues & Subscriptions	10,036	12,471
Safety	14,119	12,917
Travel and Training	68,353	71,276
Board Expenses	2,249	2,509
Social Security Expense	273,432	240,575
Legal and Consulting Fees	68,885	63,623
Insurance	238,937	216,695
Total Administrative Expenses	1,060,239	999,717
Vacation Benefits	176,290	163,321
Sick Benefits	73,979	101,621
Employees Welfare	703,865	734,163
Clubhouse Expense	4,140	2,510
Employee Activity	15,172	14,320
Employee Assistance	1,041	1,041
Pension Expense	320,672	259,723
Total Employee Benefits Expenses	1,295,159	1,276,699
General Expenses	3,857	3,979
Maintenance	12,047	11,979
Amortization of Goodwill	140,400	140,400
Depreciation	2,587,002	2,357,155
In-lieu of Tax City	36,317	21,779
In-lieu of Tax County	9,190	9,190
Cash Contributions to City	4,462	4,462
Total General Expenses	2,793,275	2,548,944
Support Services Expense	28,251	31,018
Support Services Payroll	160,701	160,517
Inventory Adjustments	8,493	(1,295)
Cost of Sales Clearing	2,914	(508)
Auto and Truck Repair Expense	43,912	45,826
Auto and Truck Repair Payroll	45,260	43,619
Gas and Oil	49,419	52,484
Total Support Services Expense	338,950	331,661
TOTAL OPERATING EXPENSES - TELECOMMUNICATION DIVISION	\$ 13,015,534	\$ 11,601,864

The accompanying notes are an integral part of these financial statements.

Frankfort electric and Water Plant Board
Schedule of Bond Principal and Interest Maturities
38,533.00

CONSOLIDATED NOTE

	Principal Maturities	Interest	Total
Fiscal Year Ended June 30, 2006	\$ 197,862	\$ 86,152	\$ 284,014
Fiscal Year Ended June 30, 2007	210,066	73,948	284,014
Fiscal Year Ended June 30, 2008	223,022	60,992	284,014
Fiscal Year Ended June 30, 2009	236,778	47,236	284,014
Fiscal Year Ended June 30, 2010	251,382	32,632	284,014
Fiscal Year Ended June 30, 2011	266,887	17,127	284,014
Fiscal Year Ended June 30, 2012	139,575	2,454	142,029
Total	\$ 1,525,572	\$ 320,541	\$ 1,846,113

1999 BOND ISSUE

	Principal Maturities	Interest	Total
Fiscal Year Ended June 30, 2006	\$ 495,000	\$ 581,107	\$ 1,076,107
Fiscal Year Ended June 30, 2007	520,000	555,098	1,075,098
Fiscal Year Ended June 30, 2008	550,000	527,473	1,077,473
Fiscal Year Ended June 30, 2009	580,000	497,948	1,077,948
Fiscal Year Ended June 30, 2010	610,000	466,710	1,076,710
Fiscal Year Ended June 30, 2011	640,000	433,898	1,073,898
Fiscal Year Ended June 30, 2012	675,000	399,379	1,074,379
Fiscal Year Ended June 30, 2013	715,000	362,713	1,077,713
Fiscal Year Ended June 30, 2014	755,000	323,380	1,078,380
Fiscal Year Ended June 30, 2015	795,000	281,133	1,076,133
Fiscal Year Ended June 30, 2016	840,000	236,170	1,076,170
Fiscal Year Ended June 30, 2017	885,000	188,733	1,073,733
Fiscal Year Ended June 30, 2018	935,000	138,683	1,073,683
Fiscal Year Ended June 30, 2019	990,000	85,745	1,075,745
Fiscal Year Ended June 30, 2020	1,045,000	29,255	1,074,255
Total	\$ 11,030,000	\$ 5,107,425	\$ 16,137,425

FULL SERVICE NETWORK NOTES

	Principal	Interest	Total
Fiscal Year Ended June 30, 2006	\$ 437,494	\$ 602,072	\$ 1,039,566
Fiscal Year Ended June 30, 2007	750,000	1,012,593	1,762,593
Fiscal Year Ended June 30, 2008	1,500,000	976,500	2,476,500
Fiscal Year Ended June 30, 2009	2,500,000	910,875	3,410,875
Fiscal Year Ended June 30, 2010	3,225,000	814,187	4,039,187
Fiscal Year Ended June 30, 2011	3,350,000	700,000	4,050,000
Fiscal Year ended June 30, 2012	3,525,000	580,125	4,105,125
Fiscal Year ended June 30, 2013	3,625,000	455,437	4,080,437
Fiscal Year ended June 30, 2014	3,725,000	327,250	4,052,250
Fiscal Year ended June 30, 2015	3,800,000	195,562	3,995,562
Fiscal Year Ended June 30, 2016	3,212,506	70,279	3,282,785
Total	\$ 29,650,000	\$ 6,644,880	\$ 36,294,880

The accompanying notes are an integral part of these financial statements.

ELECTRIC AND WATER PLANT BOARD
OF THE CITY OF FRANKFORT, KENTUCKY

FINANCIAL STATEMENTS

TOGETHER WITH INDEPENDENT AUDITOR'S REPORT
June 30, 2006 and 2005

TABLE OF CONTENTS

Independent Auditor's Report	1
Management's Discussion and Analysis	2-4
Financial Statements	
Comparative Statement of Net Assets	5
Comparative Statements of Revenue, Expenses and Changes in Net Assets	6
Comparative Statements of Cash Flows	7
Notes to the Financial Statements	8-13
Supplemental Information	
Statement of Net Assets	14
Statement of Revenues, Expenses and Changes in Net Assets – Budget and Actual	15
Statement of Revenues and Expenses – Electric, Water and Telecommunications Divisions	16
Detail Schedules of Budgeted and Actual Operating Expenses	17-20
Comparative Schedules of Operating Expenses	21-24
Schedule of Bond Principal and Interest Maturities	25
Report on Compliance and on Internal Control Over Financial Reporting Based on an Audit of Financial Statements Performed in Accordance With Government Auditing Standards	26

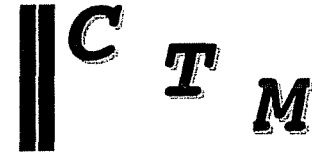
Charles T. Mitchell Company, LLP

Certified Public Accountants

WILLIAM G. JOHNSON, JR., C.P.A.
JAMES CLOUSE, C.P.A.
BERNADETTE SMITH, C.P.A.
KIM FIELD, C.P.A.
GREG MIKLAVCIC, C.P.A.

Consultants

CHARLES T. MITCHELL, C.P.A.
DON C. GILES, CPA



201 WEST MAIN, P.O. BOX 698
FRANKFORT, KENTUCKY 40602-0698
TELEPHONE (502) 227-7395
TELECOPIER (502) 227-8005
HTTP://WWW.CTMCPA.COM

INDEPENDENT AUDITOR'S REPORT

Chairman
Members of the Electric and Water Plant Board
Frankfort, Kentucky

We have audited the accompanying financial statements of the Electric and Water Plant Board of the City of Frankfort, Kentucky, as of June 30, 2006 and 2005 and the related statements of revenues, expenses and changes in net assets and cash flows for the years then ended. These financial statements are the responsibility of management. Our responsibility is to express an opinion on these financial statements based on our audits.

We conducted our audits in accordance with auditing standards generally accepted in the United States of America. Those standards require that we plan and perform the audits to obtain reasonable assurance about whether the financial statements are free of material misstatements. An audit includes examining, on a test basis, evidence supporting the amounts and disclosures in the financial statements. An audit also includes assessing the accounting principles used and significant estimates made by management, as well as evaluating the overall financial statements presentation. We believe that our audits provide a reasonable basis for our opinion.

In our opinion, the financial statements referred to above present fairly, in all material respects, the financial position of the Electric and Water Plant Board of the City of Frankfort, Kentucky, as of June 30, 2006 and 2005 and the results of its operations and its cash flows for the years then ended in conformity with accounting principles generally accepted in the United States of America.

Management's Discussion and Analysis is not a required part of the financial statements but is supplemental information required by the Governmental Accounting Standards Board. We have applied certain limited procedures, which consisted principally of inquiries of management regarding methods of measurement and presentation of the supplemental information. However, we did not audit the information and express no opinion on it.

Our audits were made for the purpose of forming an opinion on the basic financial statements taken as a whole. The supplemental information on pages 14 through 25 is presented for purposes of additional analysis and is not a required part of the basic financial statements. Such information has been subjected to the auditing procedures applied in the audits of the basic financial statements and, in our opinion, is fairly stated in all material respects in relation to the basic financial statements taken as a whole.

Charles T. Mitchell Co.

September 28, 2006

**Frankfort Electric & Water Plant Board
Management's Discussion & Analysis**

The Frankfort Electric and Water Plant Board is presenting the following discussion and analysis in order to provide an overall review of the Boards significant financial activities for the fiscal year ended June 30, 2006. We encourage the readers to consider the information presented here in conjunction with the Boards financial statements to enhance their understanding of the Boards financial performance.

OPERATIONAL OVERVIEW

The Board was established under Kentucky Revised Statutes (KRS 96-176) as a combined Electric and Water System to operate, maintain, improve, and expand the respective facilities and began operations in 1943. In 1954 the Board created Community Television and appointed a separate Cable Board to provide Cable TV service to Frankfort and the surrounding area. In 1988 the Board took direct control of the Cable TV operation in order to provide additional services over a fiber optic network, as a public project (the Full Service Network). All three operations are combined together and presented on pages 5 to 7 of the Audit Report. Cable Telecommunications operations are separated from the Electric and Water operations on the audit report under "Supplemental Information" pages 14 to 24. The Board has completed the upgrade of the cable system to fiber optics, and is now able to provide a Full Service Network (FSN), with few exceptions, throughout the Cable Service Area. The Full Service Network includes Digital TV, HDTV, DVR, Broadband Service, Point to Point Fiber Service, Security Service, and Local and Long Distance Telephone Service. The upgrade is being financed by a Master Credit Agreement with a credit line of \$29.5 million dollars all of which has been expended. Security for this financing is the Cable Plant exclusively and repayment will be from Cable revenues only. The Board began repaying funds borrowed under the Master Credit Agreement in Fiscal Year 2005-06 in accordance with the agreement. The Electric and Water facilities and finances are specifically excluded as security in the Master Credit Agreement.

Assets

The major changes in Assets, as reported on the Audit, are in "Cash & Cash Equivalents", "Investments" and "Receivables". The increase in Cash and Investments is due to the timing of payables and new development. The monthly power bill to Kentucky Utilities was due and paid July 1st, immediately following the fiscal year end. This resulted in an additional \$3.0 million in cash than in the previous fiscal year end. The Board received over \$1.0 million in contract payments for new developments. This money is not disbursed until the developed lots are actually occupied. Therefore, it is held in Cash and in Investments. The increase in receivables is due to an increasing Fuel Adjustment charge on the Electric Bills and the continued success of new services available with the FSN.

Liabilities

The Audit Report indicates that the major changes in the Liabilities are in the "Accounts Payable" and "Bonds Payable Due in One Year". The increase in Accounts Payable is due to rising power costs resulting from an increasing Fuel Adjustment charge. The increase in the Bonds Payable Due in One Year is due to the beginning of payments on the FSN Notes and an upcoming due date for the Bond Anticipation Note for the water department, all within the next 12 months. The \$1.85 million BAN is due in February of 2007, at which time the Board anticipates rolling this debt into a Bond Issue for other Water Capital Projects. The other existing major debt is the 1999 Electric and Water Bond issue on which payments and sinking fund requirements are being met in accordance with the Bond contract.

Net Assets

The decrease in Invested in Capital Assets reflects, primarily, the increase in "Bonds Payable Due in One Year" and "Long Term Debt". The increase in Unrestricted Net Assets is due to operational profit realized this Fiscal Year. The reasons for the profits are more fully covered in the Revenue and Expense sections of this Management report. The increase in Restricted for Debt Retirement is in accordance with the 1999 Electric and Water Bond issue sinking fund requirements. Remaining categories have not significantly changed.

REVENUE & EXPENSES

Electric & Water

The Board budgets revenues and expenses based on a five-year historical calculation and current inflationary trends. There are major impacts to the Electric and Water operations due mainly to weather conditions, which cannot be adequately anticipated. The use of a 5-year historical period tends to result in an "average" year in growth, inflation and prevailing weather. It is a rare occurrence when "average" and actual coincide. For the Fiscal Year ended June 30, 2006 electric and water were both significantly higher than what would be considered "average", due mainly to prevailing weather conditions. On the Electric side, despite an increasing Fuel Adjustment, the department generated a positive net income. The record high temperatures of the summer of 2005 yielded very favorable electric sales. As of July 2005, the Board has changed its method of passing the fuel adjustment to our customers in order to minimize any losses from fuel clause. The Board learns what was paid for fuel adjustment in one month (which is late in the following month), and therefore cannot pass that cost on to its customers until the following month. This timing can cause cash flow issues, but does not result in net losses. However, if a major increase in fuel adjustment cost occurs in the last month of a fiscal year, the problem of having the expense occur in one year and the revenue offset occurring in the next fiscal year could result in a net loss for that time period. Sufficient reserves exist to cover this temporary contingency. On the Water side, the summer of 2005 drought resulted in exceptional water sales. This coupled with a rate increase effective April 1st, 2006 resulted in \$500,000 more in Water revenue than what was budgeted. The Water Department budgeted for a state project that did not materialize in this Fiscal Year. Labor that was budgeted in capital for this state project was used in Operations and Maintenance resulting in a budget overrun for Water Distribution Payroll. Increased chemical costs and a pump failure at the Water Treatment Plant also caused budget overruns for the Water Department. The remaining variances in both electric and water are within acceptable ranges.

Cable Telecommunications

With the exception of storm damage, Telecommunications is not affected by weather conditions. The Board anticipated a net loss of \$145,000 for this operation in Fiscal Year 05-06 due to the completion of the Full Service Network. The Cable Department ended the year with an actual net income of \$88,000. Revenue from Cable Modem Services resulted in a budget surplus of \$591,000. A shift in personnel expenditures from Capital projects to Operations and Maintenance resulted in a budget overrun. The difference affects net income, but not cash reserves. Rising interest costs associated with the FSN notes resulted in a budget overrun in Interest Expense of \$202,000.

Other Non-Operating Revenues

Other non-operating revenues were \$707,000 under budget this Fiscal Year, primarily due to the Highway 421 state project budgeted in the Water Department that did not materialize. Other non-operating revenues were \$103,000 higher than last fiscal year. Miscellaneous Income was significantly higher as a result of the sale of scrap transformers in the Electric Department. Funds from these sales will be used to purchase a new transformer in the 06-07 Fiscal Year.

THE FUTURE

Electric & Water

Due to the rising costs of materials and pension expenses, general inflation, and maintaining minimum reserves as established by the Board, the Board anticipates the need for rate adjustments and borrowings in the near future. For Electric, this is not expected to occur until the 08-09 fiscal year, three years later than what was anticipated in the last five-year plan. For Water, due to its relatively small funding reserves and unanticipated expenditures related to the pump failure, there will be a rate increase for wholesale customers in the next Fiscal Year, with another rate increase anticipated for city customers in the 08-09 Fiscal Year. The construction of a Chemical Feed Facility will require new borrowing beginning in the next Fiscal Year. The Board does not anticipate any problems with implementing rate increases or borrowing for either operation.

Cable Telecommunications

The Board will continue to bring innovative voice, video and data technology to its subscribers. Faster broadband speeds will be introduced in late 2006. Plans for late 2007 include bringing feature rich Voice-on-the-Net service to

local telephone users and planning is underway for a Video-on-Demand service to be made available to FPB cable customers in 2008 or 2009. Even with the increase in costs due to rising pension expenses, higher interest rates and principal payments on the FSN notes, the Board anticipates generating positive net income beginning in Fiscal Year 06-07. The Board foresees amending the terms of the FSN notes beginning in Fiscal Year 06-07. These amendments will reduce the required annual principal payments, extend the maturities of the notes, and alter the floor and ceiling on the variable interest rate. These changes will enable the Cable Department to maintain the required minimum reserve as established by the Board while still funding the Capital Additions necessary to maintain and improve the Cable system. There is no rate increase anticipated in the next fiscal year other than the pre-approved \$1 for Basic Cable. A \$1 rate increase for Local Phone Service is expected in Fiscal year 08-09.

Frankfort Electric & Water Plant Board
Comparative Statement of Net Assets
June 30, 2006 and 2005

ASSETS	2006	2005
Cash & Cash Equivalents	\$ 7,038,106	\$ 2,772,877
Investments	2,334,539	1,485,024
Accrued Interest Receivable	23,898	8,787
Receivables		
Billed user fees	6,774,845	5,748,153
Unbilled user fees	1,217,993	1,158,993
Advertising	156,318	178,023
Other	231,724	266,445
Inventory	3,806,652	3,472,116
Prepaid Expenses	608,473	616,346
Property, Plant, and Equipment	146,580,966	141,109,518
Less: Accumulated Depreciation	(64,441,191)	(59,492,262)
Cable Acquisition Cost	772,200	912,600
Unamortized Bond Discount	215,295	231,341
Insurance Escrow Account	41,000	41,000
Retirement Plan Assets:		
Cash and Cash Equivalents	25,511	21,404
Investments	<u>366,803</u>	<u>363,792</u>
TOTAL ASSETS	<u>\$ 105,753,132</u>	<u>\$ 98,894,157</u>
LIABILITIES AND NET ASSETS		
LIABILITIES		
Accounts and Other Payables	\$ 10,322,820	\$ 7,368,808
Accrued Expenses	939,317	870,574
Customer Deposits	1,857,033	1,722,696
Unearned Revenues	583,338	570,366
Bonds Payable Due in One Year	3,335,996	1,130,356
Long Term Debt:		
Bonds & Bond Anticipation Note Payable	39,443,696	39,446,983
Notes Payable-Retirement Plan	<u>267,161</u>	<u>309,021</u>
TOTAL LIABILITIES	<u>56,749,361</u>	<u>51,418,804</u>
NET ASSETS		
Invested in Capital Assets	39,360,083	41,039,917
Restricted for Debt Retirement	1,063,318	940,468
Restricted for Retirement Plans	392,333	385,209
Unrestricted	<u>8,188,037</u>	<u>5,109,759</u>
TOTAL NET ASSETS	<u>49,003,771</u>	<u>47,475,353</u>
TOTAL LIABILITIES AND NET ASSETS	<u>\$ 105,753,132</u>	<u>\$ 98,894,157</u>

Frankfort Electric & Water Plant Board
Comparative Statement of Revenues, Expenses, and
Changes in Net Assets
For The Years Ended June 30, 2006 and 2005

	2006	2005
Operating Revenues		
Fees		
Electric	\$ 39,853,473	\$ 32,573,117
Water	7,444,375	6,517,960
Telecommunication	14,882,075	12,619,308
Total Operating Revenues	62,179,923	51,710,385
Operating Expenses		
Electric	39,506,027	34,550,730
Water	6,774,304	6,374,719
Telecommunication	13,654,953	13,015,534
Total Operating Expenses	59,935,284	53,940,983
Net Income From Operations	2,244,639	(2,230,598)
Non-Operating Revenues(Expenses)		
Net Merchandise Sale	12,348	11,288
Rental Revenue	9,966	9,205
Interest Revenue	124,545	54,239
Other Non-Operating Revenue	574,808	343,251
Interest Expense	(2,037,152)	(1,714,278)
Retirement Plan Net Income/(Loss)	7,124	4,382
Total Non-Operating Revenues (Expenses)	(1,308,361)	(1,291,913)
Income (Loss) Before Contributions	936,278	(3,522,511)
Capital Contributions	592,140	792,334
Change in Net Assets	1,528,418	(2,730,177)
Net Assets - Beginning of Year	47,475,353	50,205,530
Net Assets - End of Year	\$ 49,003,771	\$ 47,475,353

The accompanying notes are an integral part of these financial statements.

Frankfort Electric & Water Plant Board
Comparative Statement of Cash Flows
For The Years Ended June 30, 2006 and 2005

	2006	2005
Cash Flows from Operating Activities:		
Change in Net Assets	\$ 1,528,418	\$ (2,730,177)
Adjustments to reconcile change in net assets to net cash provided by operating activities:		
Depreciation	5,378,257	5,288,913
Amortization	156,446	156,446
(Increase)/Decrease in receivables	(1,044,377)	(656,374)
(Increase)/Decrease in inventory	(334,536)	(348,011)
(Increase)/Decrease in prepaid expenses	7,873	(38,946)
Increase/(Decrease) in accounts and other payables	2,954,012	1,219,238
Increase/(Decrease) in accrued expenses	68,743	101,415
Increase/(Decrease) in customer deposits	134,337	88,608
Increase/(Decrease) in unearned revenues	12,972	4,040
Total Adjustments	7,333,727	5,815,329
Net cash provided by operating activities	8,862,145	3,085,152
Cash Flows from Investing Activities:		
Net capital additions	(5,900,779)	(6,854,740)
Net sale of investments	(852,522)	(25,471)
Net cash used by investing activities	(6,753,301)	(6,880,211)
Cash Flows from Financing Activities:		
Net increase in bond/note indebtedness	2,160,492	4,521,097
Net cash provided by financing activities	2,160,492	4,521,097
Net increase/(decrease) in cash and cash equivalents	4,269,336	726,038
Cash and cash equivalents beginning of year	2,835,281	2,109,243
Cash and cash equivalents end of year	\$ 7,104,617	\$ 2,835,281

Non-Cash Capital & Financing Activities

In 2006 and 2005, capital contributions consisted of \$592,140 and \$792,334 respectively.

NOTE A – SUMMARY OF SIGNIFICANT ACCOUNTING POLICIES

The Frankfort Electric and Water Plant Board was formed in April, 1943 through the acquisition by the City of Frankfort, of the entire capital stock of the Tri-City Utilities Company. The company was dissolved immediately after the acquisition of the capital stock. The properties and the operation of the combined electric and water system purchased were placed under the control of the Electric and Water Plant Board, which consists of five members appointed by the Mayor and approved by the City Commissioners. Since 1946 the Electric and Water Plant Board operates as an independent entity under the provisions of the Kentucky Revised Statutes 96.172 through 96.188. The Electric and Water Plant Board produces its own water supply and purchases electricity from the Kentucky Utilities Company. On January 1, 1988, the Electric and Water Plant Board acquired the assets and interests of Community Cable Services, Inc. Previously, the cable system was operated as an independent subsidiary of the Electric and Water Plant Board, and controlled by a separate Board of Directors. On January 1, 1989, the Electric and Water Plant Board assumed the ownership of the North Woodford Water District facilities in consideration for the assumption of its obligations and liabilities. The Kentucky Public Service Commission approved the acquisition on October 6, 1988. The Electric and Water Plant Board bills and collects sewer charges for the City of Frankfort and school tax for the local city and county school boards.

The financial statements of the Electric & Water Plant Board of the City of Frankfort have been prepared in conformity with generally accepted accounting principles (GAAP) as applied to government units. The Governmental Accounting Standards Board (GASB) is the accepted standard-setting body for establishing governmental accounting and financial reporting principles. The significant accounting principles and policies utilized by the Board are described below:

The Reporting Entity

The Electric and Water Plant Board is not considered a component unit of the City of Frankfort. The Electric and Water Plant Board operates under the provisions of the Kentucky Revised Statutes mentioned above. Additionally, the City of Frankfort does not exercise financial, budgetary, accounting or administrative controls over the Electric and Water Plant Board. Therefore, the financial statements of the Electric and Water Plant Board are not included in the financial statements of the City of Frankfort.

On July 1, 2002, the Board adopted the provisions of Governmental Accounting Standards Board Statement No. 34 "*Basic Financial Statements – and Management's Discussion and Analysis – for State and Local Governments.*" Statement 34 established standards for external financial reporting for all state and local governmental entities which includes a statement of net assets, a statement of activities and changes in net assets, and a statement of cash flows. It requires the classification of net assets into three components – invested in capital assets, net of related debt; restricted; and unrestricted. These classifications are defined as follows:

- *Invested in capital assets, net of related debt* - This component of net assets consists of capital assets, including restricted capital assets, net of accumulated depreciation and reduced by the outstanding balances of any bonds, mortgages, notes, or other borrowings that are attributable to the acquisition, construction, or improvement of those assets. If there are significant unspent related debt proceeds at year-end, the portion of the debt attributable to the unspent proceeds are not included in the calculation of invested in capital assets, net of related debt. Rather, that portion of the debt is included in the same net assets component as the unspent proceeds.
- *Restricted* – This component of net assets consists of constraints placed on net asset use through external constraints imposed by creditors (such as through debt covenants), grantors, contributors, or laws or regulations of other governments or constraints imposed by law through constitutional provisions or enabling legislation.
- *Unrestricted net assets* – The component of net assets consist of net assets that do not meet the definition of "restricted" or "invested in capital assets, net of related debt".

Preparation of financial statements in conformity with generally accepted accounting principles requires management to make estimates and assumptions that affect the reported amounts of assets and liabilities and disclosure of contingent assets and liabilities at the date of the financial statements and the reported amounts of revenues and expenses during the reporting period. Actual results could differ from those estimates.

On July 1, 2002, the Board also adopted the provisions of Governmental Accounting Standards Board Statement No. 33, *Accounting and Financial Reporting for Nonexchange Transactions.* This statement requires that capital contributions to the Board be presented as a change in net assets.

The adoption of Statement No. 34 and Statement No. 33 affected the classification of net assets in accordance with the statements and the presentation of capital contributions as a change in net assets. The financial statements for the year ended June 30, 2002 were restated to reflect the adoption of Statement No. 34 and Statement No. 33.

Fund Accounting

The Electric and Water Plant Board is accounted for as an enterprise fund. Enterprise funds are used to account for operations (A) that are financed and operated in a manner similar to private business enterprises where the intent of the governing body is that the costs (expenses, including depreciation) of providing goods or services to the general public on a continuing basis be financed or recovered primarily through user charges, or (B) where the governing body has decided that periodic determination of revenues earned, expenses incurred, and/or net income is appropriate for capital maintenance, public policy, management control, accountability, or other purposes.

NOTE A – SUMMARY OF SIGNIFICANT ACCOUNTING POLICIES (continued)

Property, Plant, Equipment, and Long-Term Liabilities

The accounting treatment applied to property, plant, equipment and long-term liabilities associated with a fund are determined by its measurement focus. Enterprise funds are accounted for on a cost of services or “Capital Maintenance” measurement focus. This means that all assets and liabilities associated with their activity are included on their balance sheets. All property, plant and equipment are valued at historical cost or estimated historical cost if actual historical cost is not available. Depreciation is provided in the enterprise fund in amounts sufficient to relate the cost of the depreciable assets to operations over their estimated service lives on the straight-line basis. The service lives by type of assets are as follows:

Structure and Improvements	30 years
Electric Distribution Systems	30 years
Water Distribution Systems	50 years
Cable Distribution System	10 years
Furniture and Equipment	4-10 years

Basis of Accounting

Basis of accounting refers to when revenues and expenses are recognized in the accounts and reported in the financial statements. Basis of accounting relates to the timing of the measurements made.

Enterprise funds are accounted for using the accrual basis of accounting. Revenues and the related assets are recognized when earned rather than when received. Expenses and the related liabilities are recognized when the obligation is incurred rather than when paid.

Electric and water fees are recorded as revenues when the customers are billed. Telecommunications fees are billed one month in advance, and therefore are recorded as unearned revenues when billed.

Budgets and Budgetary Accounting

The Electric and Water Plant Board follows these procedures in establishing budgetary data reflected in the financial statements:

1. Formal budgetary integration is employed as a management control device during the year for all funds
2. A statement of revenues, expenses and changes in retained earnings – budget and actual – is presented for analytical purposes in the supplemental information section of this report, and is not intended to be a financial statement presented in conformity with generally accepted accounting principles.
3. The Board of Directors of the Electric and Water Plant Board approves the budget of the Electric and Water Plant Board.
4. Unused appropriations of the annual budget lapse at the end of the years.
5. The budgeted amounts shown in the financial statements are the final authorized amounts as revised during the year.

Revenue Requirements

The Electric and Water Plant Board is regulated by Kentucky Revised Statute 96.182 concerning the application of revenues earned by the Board. The provisions of Kentucky Revised Statute 96.182 are as follows:

Subject to the provisions of outstanding bonds and contracts, the Board shall apply all funds derived from operations (1) to the payment of operating expenses, (2) to the payment of bond interest and retirement, (3) to sinking fund requirements, (4) to the maintenance of a fund to meet depreciation and the improvements and extension of the plant in an amount equal to six percent (6%) of the undepreciated book value of its property, (5) to the maintenance of a cash working fund equal to one (1) month's revenue, (6) to the payment of other obligations incurred in the operations and maintenance of the plant and the furnishings of service.

Purpose of Various Internal Funds

Operating Funds

(1) Water and Electric Revenue Fund

Chapter 96 of the Kentucky Revised Statutes provides that all revenues of the system shall be placed in this fund as collected. Distributions to other funds are made upon approval of the Electric and Water Plant Board in accordance with the requirements of each fund.

(2) Operations and Maintenance Fund

This fund was created for the purpose of paying expenses of operating and maintaining the combined water works, electric power, cable, and full service network systems. The amount necessary to meet these expenses is transferred to this fund as needed from the Revenue Fund accounts. Approval of expenditures from this fund is made by the Board upon presentation of request for reimbursement to this fund.

Restricted Funds

(1) Electric and Water Revenue Bonds and Interest Sinking Fund

This fund was established in accordance with Kentucky Revised Statute 96.182. It provides that a reserve is to be accumulated over a ten year period to equal the average annual interest and principal requirements for such then outstanding.

NOTE A – SUMMARY OF SIGNIFICANT ACCOUNTING POLICIES (continued)

Cash, Cash Equivalents and Investments

The Electric and Water Plant Board maintains a cash account for each of the internal funds described in Note A above. Additionally, some of these internal funds hold investments which are stated at cost. For the purpose of these financial statements, the Board considers all highly liquid investment vehicles with an original maturity of three months or less to be cash equivalents. Statutes require that financial institutions pledge approved securities to secure those funds on deposit in an amount equal to the amount of those funds. At the end of the fiscal year, the carrying amount of the Board's deposits and investments were \$9,372,645. All deposits and investments were covered by federal depository insurance or by collateral held in the pledging institution's trust department in the Board's name.

The following is a chart categorizing the investments in order to give an indication of the level of risk assumed by the Board at June 30, 2006 and 2005. Category 1 includes investments that are insured or registered or for which the securities are held by the Board's custodial agent in the Board's name. Category 2 includes uninsured and unregistered investments for which the securities are held by the counterparty's trust department or agent in the Board's name. Category 3 includes uninsured and unregistered investments for which the securities are held by the counterparty or by its department or agent, but not in the Board's name.

	2006 Category			Carrying Amount	Market Value
	1	2	3		
U.S. Government Securities	\$ 2,259,539	\$	\$	\$ 2,259,539	\$ 2,259,539
Certificates of Deposit	75,000			75,000	75,000
	<u>\$ 2,334,539</u>	<u>\$</u>	<u>\$</u>	<u>\$ 2,334,539</u>	<u>\$ 2,334,539</u>
2005 Category					
	1	2	3	Carrying Amount	Market Value
U.S. Government Securities	\$ 1,415,706	\$	\$	\$ 1,415,706	\$ 1,415,706
Certificates of Deposit	69,318			69,318	69,318
	<u>\$ 1,485,024</u>	<u>\$</u>	<u>\$</u>	<u>\$ 1,485,024</u>	<u>\$ 1,485,024</u>

The Frankfort Electric and Water Plant Board Revised Retirement Plan records as cash and cash equivalents all highly liquid investment vehicles with an original maturity of three months or less.

Marketable securities are carried at cost including premiums and discounts on corporate bonds. The premiums and discounts are not material in relation to the investment taken as a whole. Therefore, premiums and discounts have not been amortized. All securities are held in trust by Farmers Bank & Capital Trust Company, Frankfort, Kentucky. Under the terms of the retirement plan, the trustee has the power to hold, invest, reinvest, purchase insurance on the lives of members, control, and disburse funds as at that time shall be set forth in the Trust Agreement.

The following is a chart categorizing the Retirement Plan's investment in order to give an indication of level of risk assumed by the Plan at June 30, 2006 and 2005. Category 1 includes investments that are insured or registered or for which the securities are held by the Plan's custodial agent in the Plan's name. Category 2 includes uninsured and unregistered investments for which the securities are held by the counterparty's trust department or agent in the Plan's name. Shown in this category are investments with Farmers Bank & Capital Trust Co. which were acquired by the merger of Community Service's plan into the Plant Board plan. Category 3 includes uninsured and unregistered investments for which the securities are held by the counterparty or by its trust department or agent, but not in the Plan's Name.

	2006 Category			Carrying Amount	Market Value
	1	2	3		
U.S. Government Securities	\$ 148,225	\$	\$	\$ 148,225	\$ 148,225
Corporate Bonds	150,020			150,020	150,020
Mutual Funds	68,558			68,558	68,558
	<u>\$ 366,803</u>	<u>\$</u>	<u>\$</u>	<u>\$ 366,803</u>	<u>\$ 366,803</u>
2005 Category					
	1	2	3	Carrying Amount	Market Value
U.S. Government Securities	\$ 148,225	\$	\$	\$ 148,225	\$ 148,225
Corporate Bonds	150,020			150,020	150,020
Mutual Funds	65,547			65,547	65,547
	<u>\$ 363,792</u>	<u>\$</u>	<u>\$</u>	<u>\$ 363,792</u>	<u>\$ 363,792</u>

NOTE A – SUMMARY OF SIGNIFICANT ACCOUNTING POLICIES (continued)

Inventory

Materials and supplies inventory are stated at lower of cost or market using average cost to determine unit cost on all items with the exception of chemicals.

Accumulated Compensated Absences

It is the Board's policy to permit employees to accumulate limited amounts of earned but unused vacation pay which will be paid to employees upon separation from the Board's service. In enterprise funds, the cost of vacation pay is accrued in the period in which it is earned.

Pension Plans

The Board became a member of the County Employees' Retirement System (CERS) on July 1, 1988. Eligible employees were enrolled in CERS on that date. Both employer and the employee contribute to this plan. The total estimated cost of entering the system as of July 1, 1988 was \$2,989,322. The original plan for entering the system required annual payments for 24 years from funds available in the Electric and Water Plant Board Retirement Plan as follows:

\$264,318 X 24 annual payments - \$6,343,632

The Board has made the required annual payments for the first eighteen years. The Board's current indebtedness is \$267,162.

The retirees currently being paid benefits by the previously funded Electric and Water Plant Board Retirement Plan will continue to receive their monthly benefits from this retirement plan. The Board will make no payments from the operating accounts.

Restrictions of Net Assets

	2006	2005
1) Revenue Bond Sinking Reserve	\$ 1,063,318	\$ 940,468
2) Retirement Plan Assets	392,333	385,209
 Total Restricted Net Assets	 \$ 1,455,651	 \$ 1,325,677

Projects and Funding

Schedules of the bond principal and interest maturities of these bond issues are presented as supplemental information to this report.

General Obligation Bonded Debt Service

The Board maintains a bond interest redemption reserve fund for the retirement of bonded indebtedness. The transfer and reserve requirements of these funds have been described previously.

Comparative

Comparative data for the prior year has been presented in the accompanying financial statements in order to provide an understanding of changes in the Board's financial position and operations.

Allowance for Uncollectible Amounts

The Board records an allowance for doubtful accounts in the financial statements. The allowance for doubtful accounts at June 30, 2006 is \$16,000.

Frankfort Electric and Water Plant Board
Notes To The Financial Statements
June 30, 2006

NOTE B – PROPERTY, PLANT AND EQUIPMENT

The following is a summary of the property, plant and equipment as of June 30, 2006 and 2005:

	2006		
	Cost	Accumulated Depreciation	Book Value
Water Distribution System	\$ 33,360,975	\$ 9,970,768	\$ 23,390,207
Water Treatment Plant	11,058,858	4,920,382	6,138,476
Electric Distribution System	49,291,947	24,846,964	24,444,983
Structures and Improvements	2,341,403	1,227,568	1,113,836
Transportation Equipment	3,829,098	2,458,735	1,370,363
Office Furniture and Equipment	6,687,245	4,348,817	2,338,428
Tools, Shop Garage and Store Equipment	414,921	368,954	45,967
Laboratory Equipment	52,192	49,669	2,523
Power Operated Equipment	1,869,634	1,556,097	313,537
Communication Equipment	345,499	191,513	153,986
Other Equipment	640,420	408,920	231,500
Cable Division Assets	36,229,893	14,092,806	22,137,087
Land and Land Rights	458,882		458,882
Total Property, Plant and Equipment	\$ 146,580,967	\$ 64,441,193	\$ 82,139,775

	2005		
	Cost	Accumulated Depreciation	Book Value
Water Distribution System	\$ 32,675,549	\$ 9,298,444	\$ 23,377,105
Water Treatment Plant	10,356,036	4,709,252	5,646,784
Electric Distribution System	47,858,590	23,601,712	24,256,878
Structures and Improvements	2,316,974	1,130,811	1,186,163
Transportation Equipment	4,158,295	2,559,736	1,598,559
Office Furniture and Equipment	6,380,796	3,846,272	2,534,524
Tools, Shop Garage and Store Equipment	411,926	357,211	54,715
Laboratory Equipment	52,192	48,370	3,822
Power Operated Equipment	1,833,318	1,477,489	355,829
Communication Equipment	341,528	168,418	173,110
Other Equipment	594,153	397,815	196,338
Cable Division Assets	33,671,280	11,896,732	21,774,548
Land and Land Rights	458,881		458,881
Total Property, Plant and Equipment	\$ 141,109,518	\$ 59,492,262	\$ 81,617,256

Frankfort Electric and Water Plant Board
Notes To The Financial Statements
June 30, 2006

NOTE C – BONDS PAYABLE

The annual requirements to retire bonded debt as of June 30, 2006 and 2005 are as follows:

June 30,	2006		
	Principal	Interest	Total
2007	\$ 3,335,996	\$ 1,641,639	\$ 4,977,635
2008	2,273,022	1,564,965	3,837,987
2009	3,316,778	1,456,059	4,772,837
2010	4,086,382	1,313,529	5,399,911
2011	4,256,887	1,151,025	5,407,912
Thereafter	25,510,627	3,676,298	29,186,925
Total	<u>\$ 42,779,692</u>	<u>\$ 10,803,515</u>	<u>\$ 53,583,207</u>

June 30,	2005		
	Principal	Interest	Total
2006	\$ 1,130,356	\$ 1,269,332	\$ 2,399,688
2007	1,480,066	1,641,640	3,121,706
2008	2,273,022	1,564,965	3,837,987
2009	3,316,778	1,456,059	4,772,837
2010	4,086,382	1,313,530	5,399,912
Thereafter	29,918,968	4,827,320	34,746,288
Total	<u>\$ 42,205,572</u>	<u>\$ 12,072,846</u>	<u>\$ 54,278,418</u>

From July 1, 1998 to June 30, 2006 the Plant Board entered into bond anticipation notes with Farmers Bank and Capital Trust Company. The purpose of these notes was to enable the Plant Board to work on capital additions for the Full Service Network. The balance of the bond anticipation notes at June 30, 2006 totaled \$29,061,064 and at June 30, 2005, the notes totaled \$27,407,502. This amount is included in long-term debt.

NOTE D – INSURANCE ESCROW ACCOUNT

The insurance escrow account is a liability set up to account for the possibility of future insurance claims.

NOTE E – FRANKFORT PLANT BOARD MUNICIPAL PROJECTS CORPORATION

In October of 1999, the Board of Directors of the Electric and Water Plant Board formed the Frankfort Plant Board Municipal Projects Corporation with the purpose of authorizing and approving the initial financing of the costs of the new improvements to and expansions of the Municipal Cable Television of the Plant Board. The initial financing amounted to \$4,130,000 by means of a lease between the Corporation, as lessor, and the Plant Board, as lessee. The Corporation will provide the lease for the cable system, as improved and expended, to the Plant Board, and authorize the assignment of the Corporation's rights and interests under the lease to the Farmers Bank & Capital Trust Company.

This authorization is accomplished by means of an instrument of assignment from the Corporation to the bank as assignee in consideration of the bank's advance of assignment proceeds sufficient to pay the costs of improving and financing the system. All accounting for capital costs, lease costs, and bank indebtedness are shown as a part of these financial statements.

NOTE F – RETIREMENT PLANS

All employees are covered under the County Employee's Retirement System (CERS), a cost sharing, multiple-employer, public employers retirement system established under the provisions of Kentucky Revised Statute Section 61.645. Funding for the plan is provided through payroll withholdings of 5.00% and a Board contribution of 10.98% of the employee's total compensation subject to contribution.

The Board's total payroll for the year was \$8,485,465. The contribution requirement for CERS for the year ended June 30, 2006 was \$1,435,710 which consisted of \$1,011,437 from the Board and \$424,273 from the employees. Benefits under both plans will vary based on final compensation, years of service, and other factors as fully described in the plan documents.

The "pension benefit obligation" is a standardized disclosure measure of the present value of pension benefits which is adjusted for the effects of projected salary increases and step-rate benefits that are estimated to be payable in the future as a result of employee service to-date. The measure, which is the actuarial present value of credited projected benefits, is intended to help users assess the pensions' funding status on a going-concern basis, assess progress made in accumulating sufficient assets to pay benefits when due, and make comparisons among the plans and employers.

Ten-year historical trend information showing CERS's progress in accumulating sufficient assets to pay benefits when due is presented in their June 30, 2006 comprehensive annual financial reports.

FRANKFORT ELECTRIC AND WATER PLANT BOARD
SUPPLEMENTAL INFORMATION

Frankfort Electric and Water Plant Board
Statement of Net Assets
June 30, 2006

ASSETS	Electric & Water	Telecommunication	Total
Cash & Cash Equivalents	\$ 6,531,085	\$ 2,841,560	\$ 9,372,645
Accrued Interest Receivable	18,743	5,155	23,898
Receivables			
Billed user fees	5,315,006	1,459,839	6,774,845
Unbilled user fees	1,217,993		1,217,993
Advertising		156,318	156,318
Other	218,575	13,149	231,724
Inventory	2,604,860	1,201,792	3,806,652
Prepaid Expenses	428,377	180,096	608,473
Property, Plant, and Equipment	107,530,580	39,050,386	146,580,966
Less: Accumulated Depreciation	(48,599,819)	(15,841,372)	(64,441,191)
Cable Acquisition Cost		772,200	772,200
Unamortized Bond Discount	215,295		215,295
Insurance Escrow Account	22,022	18,978	41,000
Retirement Plan Assets:			
Cash and Cash Equivalents	25,511		25,511
Investments	366,803		366,803
TOTAL ASSETS	<u>\$ 75,895,031</u>	<u>\$ 29,858,101</u>	<u>\$ 105,753,132</u>
LIABILITIES AND NET ASSETS			
LIABILITIES			
Accounts and Other Payables	\$ 9,150,233	\$ 1,172,587	\$ 10,322,820
Accrued Expenses	565,662	373,655	939,317
Customer Deposits	1,830,311	26,722	1,857,033
Unearned Revenues		583,338	583,338
Bonds Payable Due in One Year	2,375,929	960,067	3,335,996
Long Term Debt:			
Bonds & Bond Anticipation Note Payable	10,009,071	29,434,625	39,443,696
Notes Payable-Retirement Plan	267,161		267,161
Total Liabilities	<u>24,198,367</u>	<u>32,550,994</u>	<u>56,749,361</u>
NET ASSETS			
Retained Earnings	51,696,664	(2,692,893)	49,003,771
Total Net Assets	<u>51,696,664</u>	<u>(2,692,893)</u>	<u>49,003,771</u>
TOTAL LIABILITIES AND NET ASSETS	<u>\$ 75,895,031</u>	<u>\$ 29,858,101</u>	<u>\$ 105,753,132</u>

The accompanying notes are an integral part of these financial statements.

Frankfort Electric and Water Plant Board
Statement of Revenues, Expenses and Changes In
Net Assets - Budget and Actual
For The Year Ended June 30, 2006

	<u>Budgeted</u>	<u>Actual</u>	<u>Variable Favorable (Unfavorable)</u>
OPERATING REVENUES			
Fees			
Electric	\$ 34,727,300	\$ 39,853,473	\$ 5,126,173
Water	6,891,800	7,444,375	552,575
Telecommunication	<u>14,181,500</u>	<u>14,882,075</u>	<u>700,575</u>
Total Operating Revenues	<u>55,800,600</u>	<u>62,179,923</u>	<u>6,379,323</u>
OPERATING EXPENSES			
Electric	35,096,995	39,506,027	(4,409,032)
Water	6,267,278	6,774,304	(507,026)
Telecommunication	<u>13,375,927</u>	<u>13,654,953</u>	<u>(279,026)</u>
Total Operating Expenses	<u>54,740,200</u>	<u>59,935,284</u>	<u>(5,195,084)</u>
OPERATING INCOME	<u>1,060,400</u>	<u>2,244,639</u>	<u>1,184,239</u>
NON-OPERATING REVENUES (EXPENSES)			
Net Merchandise Sale	17,900	12,348	(5,552)
Rental Revenue	12,000	9,966	(2,034)
Interest Revenue	44,500	124,545	80,045
Other Non-Operating Revenue	350,000	574,808	224,808
Interest Expense	(1,811,100)	(2,037,152)	(226,052)
Retirement Plan Net Income/(Loss)	<u> </u>	<u>7,124</u>	<u>7,124</u>
Total Non-Operating Revenues (Expenses)	<u>(1,386,700)</u>	<u>(1,308,361)</u>	<u>78,339</u>
Income (Loss) Before Contributions	<u>(326,300)</u>	<u>936,278</u>	<u>1,262,578</u>
Capital Contributions	<u>1,596,000</u>	<u>592,140</u>	<u>(1,003,860)</u>
Change in Net Assets	1,269,700	1,528,418	258,718
Net Assets - Beginning of Year	<u>47,475,353</u>	<u>47,475,353</u>	<u> </u>
Net Assets - End of Year	<u>\$ 48,745,053</u>	<u>\$ 49,003,771</u>	<u>\$ 258,718</u>

The accompanying notes are an integral part of these financial statements.

Frankfort Electric and Water Plant Board
Statement of Revenues and Expenses
Electric, Water, and Telecommunications Divisions
For The Year Ended June 30, 2006

	Electric Division	Water Division	Telecommunication Division
Operating Income			
User Fees	\$ 39,853,473	\$ 7,444,375	\$ 14,153,312
Advertising Revenue			728,763
Total Operating Revenues	<u>39,853,473</u>	<u>7,444,375</u>	<u>14,882,075</u>
Operating Expenses	<u>39,506,027</u>	<u>6,774,304</u>	<u>13,654,953</u>
Net Operating Income	<u>347,446</u>	<u>670,071</u>	<u>1,227,122</u>
Non-Operating Revenues (Expenses)			
Net Merchandise Sales	4,571	3,363	4,414
Rental Revenues	3,689	2,714	3,563
Interest Revenues	46,995	46,114	31,436
Other Non-Operating Revenues	257,835	213,192	103,781
Interest Expense	(70,581)	(644,943)	(1,321,628)
Retirement Plan Net Income/(Loss)	<u>3,562</u>	<u>3,562</u>	
Total Non-Operating Revenues (Expenses)	<u>246,071</u>	<u>(375,998)</u>	<u>(1,178,434)</u>
Change in Net Assets	<u>\$ 593,517</u>	<u>\$ 294,073</u>	<u>\$ 48,688</u>

The accompanying notes are an integral part of these financial statements.

Frankfort Electric and Water Plant Board
 Detail Schedule of Budgeted and Actual Operating Expenses
 Electric, Water, and Telecommunication Divisions
 For The Year Ended June 30, 2006

	Budgeted	Actual	Variance Favorable (Unfavorable)
WATER DIVISION			
Distributions and Treatment	\$ 2,094,500	\$ 2,568,592	\$ (474,092)
Engineering	166,900	166,507	393
Total Water Department Expense	<u>2,261,400</u>	<u>2,735,099</u>	<u>(473,699)</u>
Meter Reading	159,499	157,031	2,468
Customer Records and Collection	205,954	203,429	2,525
Postage and Printing	52,137	40,447	11,690
Over and Short	27	40	(13)
Office Supplies	11,604	11,215	389
Bad Debts	10,717	13,626	(2,909)
GIS Expenses	14,705	3,225	11,480
CIS Expenses	47,057	30,169	16,888
Computer Expenses	34,758	25,773	8,985
Information Technologies Payroll	125,316	130,444	(5,128)
Total Office Expenses	<u>661,774</u>	<u>615,399</u>	<u>46,375</u>
Advertising	8,823	4,448	4,375
Administrative Expenses	269,748	273,546	(3,798)
Clearing Account		(273)	273
Dues & Subscriptions	20,752	8,326	12,426
Safety	10,436	10,438	(2)
Travel and Training	53,005	41,327	11,678
Board Expenses	1,497	1,589	(92)
Social Security Expense	192,428	193,949	(1,521)
Legal and Consulting Fees	32,726	48,272	(15,546)
Insurance	281,987	310,700	(28,713)
Total Administrative Expenses	<u>871,402</u>	<u>892,322</u>	<u>(20,920)</u>
Vacation Benefits	135,844	164,285	(28,441)
Sick Benefits	60,617	112,490	(51,873)
Employees Welfare	515,736	452,313	63,423
Clubhouse Expense	1,789	1,827	(38)
Employee Activity	10,764	12,615	(1,851)
Employee Assistance	1,372	736	636
Pension Expense	307,289	301,603	5,686
Total Employee Benefits Expenses	<u>1,033,411</u>	<u>1,045,869</u>	<u>(12,458)</u>
General Expenses	2,299	3,269	(970)
Maintenance	2,273	5,896	(3,623)
Depreciation & Amortization	1,046,553	1,102,084	(55,531)
In-lieu of Tax City	42,357	28,240	14,117
In-lieu of Tax County	17,876	17,875	1
Cash Contributions to City	3,349	3,350	(1)
Total General Expenses	<u>1,114,707</u>	<u>1,160,714</u>	<u>(46,007)</u>
Support Services	151,224	140,034	11,190
Inventory Adjustments		3,832	(3,832)
Cost of Sales Clearing		2,471	(2,471)
Auto and Truck Repair	105,254	105,977	(723)
Gas and Oil	68,106	72,587	(4,481)
Total Support Services	<u>324,584</u>	<u>324,901</u>	<u>(317)</u>
TOTAL OPERATING EXPENSES - WATER DIVISION	<u>\$ 6,267,278</u>	<u>\$ 6,774,304</u>	<u>\$ (507,026)</u>

Frankfort Electric and Water Plant Board
 Detail Schedule of Budgeted and Actual Operating Expenses
 Electric, Water, and Telecommunication Divisions
 For The Year Ended June 30, 2006

TELECOMMUNICATION DIVISION	Budgeted	Actual	Variable Favorable (Unfavorable)
Operations & Maintenance	\$ 488,500	\$ 871,723	\$ (383,223)
Distribution	270,000	351,035	(81,035)
HBO Expense	456,600	446,340	10,260
TMC Expense	33,900	31,390	2,510
Showtime Expense	90,400	81,908	8,492
Cinemax Expense	51,400	51,024	376
Encore Expense	2,900	4,022	(1,122)
Starz/Encore Expense	101,000	93,525	7,475
Digital Music Expense	5,600	4,006	1,594
Satellite Station Expense	2,665,500	2,638,930	26,570
Pole Rental Expense	31,000	40,168	(9,168)
Digital Station Expense	263,600	228,456	35,144
Pay per View Expense	19,200	30,664	(11,464)
Royalty Copyright Expense	60,000	57,433	2,567
Total Operations & Maintenance	<u>4,539,600</u>	<u>4,930,624</u>	<u>(391,024)</u>
Cable 10 Payroll	394,900	433,444	(38,544)
Cable 10 Expense	140,000	165,496	(25,496)
Total Cable 10 Expenses	<u>534,900</u>	<u>598,940</u>	<u>(64,040)</u>
FSN Payroll	595,200	540,062	55,138
FSN Expense	1,059,600	1,121,733	(62,133)
Security Expense	51,100	50,731	369
Total Cable FSN Expenses	<u>1,705,900</u>	<u>1,712,526</u>	<u>(6,626)</u>
Engineering Expense	2,500	565	1,935
Engineering Payroll	55,800	107,877	(52,077)
Total Cable Engineering Expense	<u>58,300</u>	<u>108,442</u>	<u>(50,142)</u>
Total Cable Expenses	<u>6,838,700</u>	<u>7,350,532</u>	<u>(511,832)</u>
Customer Records and Collection Expense	284,398	266,907	17,491
Postage and Printing	71,995	53,068	18,927
Over and Short	37	53	(16)
Office Supplies	16,023	14,369	1,654
Bad Debts	14,286	18,151	(3,865)
GIS Expenses	20,306	4,232	16,074
CIS Expenses	64,980	39,584	25,396
Computer Expenses	47,997	33,836	14,161
Information Technologies Payroll	173,046	171,149	1,897
Total Office Expenses	<u>693,068</u>	<u>601,349</u>	<u>91,719</u>

Frankfort Electric and Water Plant Board
 Detail Schedule of Budgeted and Actual Operating Expenses
 Electric, Water, and Telecommunication Divisions
 For The Year Ended June 30, 2006

TELECOMMUNICATION DIVISION (continued)

Advertising	12,184	6,016	6,168
Administrative Expense	372,491	358,966	13,525
Clearing Account		(358)	358
Dues & Subscriptions	29,372	11,056	18,316
Safety	14,771	15,158	(387)
Travel and Training	83,910	64,426	19,484
Board Payroll	2,068	2,085	(17)
Social Security Expense	273,123	264,750	8,373
Legal and Consulting Fees	63,390	27,854	35,536
Insurance	<u>252,825</u>	<u>272,459</u>	<u>(19,634)</u>
Total Administrative Expenses	<u>1,104,134</u>	<u>1,022,412</u>	<u>81,722</u>
Vacation Benefits	192,272	197,987	(5,715)
Sick Benefits	85,796	84,115	1,681
Employees Welfare	729,965	640,095	89,870
Clubhouse Expense	2,532	2,585	(53)
Employee Activity	15,235	17,863	(2,628)
Employee Assistance	1,941	1,041	900
Pension Expense	<u>434,932</u>	<u>426,816</u>	<u>8,116</u>
Total Employee Benefits Expenses	<u>1,462,673</u>	<u>1,370,502</u>	<u>92,171</u>
General Expenses	3,175	4,290	(1,115)
Maintenance	3,138	7,736	(4,598)
Amortization of Goodwill	140,400	140,400	-
Depreciation	2,715,434	2,727,447	(12,013)
In-lieu of Tax City	21,779	50,855	(29,076)
In-lieu of Tax County	9,190	9,190	-
Cash Contributions to City	<u>4,465</u>	<u>4,462</u>	<u>3</u>
Total General Expenses	<u>2,897,581</u>	<u>2,944,380</u>	<u>(46,799)</u>
Support Services Expense	33,228	31,602	1,626
Support Services Payroll	175,594	152,155	23,439
Inventory Adjustments		2,702	(2,702)
Cost of Sales Clearing		3,242	(3,242)
Auto and Truck Repair Expense	49,847	55,211	(5,364)
Auto and Truck Repair Payroll	53,942	49,283	4,659
Gas and Oil	<u>67,160</u>	<u>71,583</u>	<u>(4,423)</u>
Total Support Services Expense	<u>379,771</u>	<u>365,778</u>	<u>13,993</u>
TOTAL OPERATING EXPENSES - TELECOMMUNICATION DIVISION	<u>\$ 13,375,927</u>	<u>\$ 13,654,953</u>	<u>\$ (279,026)</u>

The accompanying notes are an integral part of these financial statements.

Frankfort Electric and Water Plant Board
Comparative Operating Expenses
Electric, Water and Telecommunication Divisions
For The Years Ended June 30, 2006 and 2005

ELECTRIC DIVISION	2006	2005
Electricity Purchased	\$ 32,410,802	\$ 27,216,136
Transmission and Distribution	1,773,721	2,007,605
Engineering	240,779	269,931
Total Electric Expense	34,425,302	29,493,672
Meter Reading	213,412	204,793
Customer Records and Collection	276,466	261,334
Postage and Printing	54,969	61,316
24/7 Customer Care Payroll		1
Over and Short	55	23
Office Supplies	14,866	12,476
Bad Debts	69,910	103,399
GIS Expenses	21,972	8,481
CIS Expenses	41,001	79,702
Computer Expenses	35,027	52,485
Information Technologies Payroll	177,278	166,953
Total Office Expenses	904,956	950,963
Advertising	7,993	13,988
Administrative Expenses	371,891	387,837
Clearing Account	(370)	(453)
Dues & Subscriptions	34,598	34,727
Safety	10,501	6,519
Travel and Training	44,294	35,881
Board Expenses	2,160	2,330
Social Security Expense	212,404	180,959
Legal and Consulting Fees	60,227	68,887
Insurance	333,902	292,820
Total Administrative Expenses	1,077,600	1,023,495
Vacation Benefits	154,629	150,265
Sick Benefits	88,877	84,266
Employees Welfare	424,404	466,686
Clubhouse Expense	1,714	2,745
Employee Activity	11,836	10,059
Employee Assistance	690	690
Pension Expense	282,993	212,616
Total Employee Benefits Expenses	965,143	927,327
General Expenses	4,443	3,451
Maintenance	8,021	12,410
Depreciation	1,564,772	1,612,937
In-lieu of Tax City	29,911	37,389
In-lieu of Tax County	18,933	18,933
Cash Contributions to City	17,187	17,187
Total General Expenses	1,643,267	1,702,307
Support Services	190,303	196,058
Inventory Adjustments	10,036	28,671
Cost of Sales Clearing	3,358	3,080
Auto and Truck Repair	169,784	144,890
Gas and Oil	116,278	80,267
Total Support Services	489,759	452,966
TOTAL OPERATING EXPENSES - ELECTRIC DIVISION	\$ 39,506,027	\$ 34,550,730

The accompanying notes are an integral part of these financial statements

Frankfort Electric and Water Plant Board
Comparative Operating Expenses
Electric, Water and Telecommunication Divisions
For The Years Ended June 30, 2006 and 2005

WATER DIVISION	2006	2005
Distributions and Treatment	\$ 2,568,592	\$ 2,315,579
Engineering	166,507	154,799
Total Water Department Expense	<u>2,735,099</u>	<u>2,470,378</u>
Meter Reading	157,031	150,643
Customer Records and Collection	203,429	192,294
Postage and Printing	40,447	45,117
Over and Short	40	17
Office Supplies	11,215	9,180
Bad Debts	13,626	20,153
GIS Expenses	3,225	6,240
CIS Expenses	30,169	47,654
Computer Expenses	25,773	38,619
Information Technologies Payroll	130,444	122,847
Total Office Expenses	<u>615,399</u>	<u>632,764</u>
Advertising	4,448	5,971
Administrative Expenses	273,546	287,052
Clearing Account	(273)	(179)
Dues & Subscriptions	8,326	12,853
Safety	10,438	6,948
Travel and Training	41,327	39,367
Board Expenses	1,589	1,714
Social Security Expense	193,949	192,456
Legal and Consulting Fees	48,272	33,429
Insurance	310,700	272,473
Total Administrative Expenses	<u>892,322</u>	<u>852,084</u>
Vacation Benefits	164,285	145,586
Sick Benefits	112,490	65,053
Employees Welfare	452,313	497,375
Clubhouse Expense	1,827	2,925
Employee Activity	12,615	10,787
Employee Assistance	736	736
Pension Expense	301,603	226,598
Total Employee Benefits Expenses	<u>1,045,869</u>	<u>949,060</u>
General Expenses	3,269	2,539
Maintenance	5,896	9,032
Depreciation & Amoritzation	1,102,084	1,105,019
In-lieu of Tax City	28,240	35,300
In-lieu of Tax County	17,875	17,875
Cash Contributions to City	3,350	3,350
Total General Expenses	<u>1,160,714</u>	<u>1,173,115</u>
Support Services	140,034	144,022
Inventory Adjustments	3,832	10,527
Cost of Sales Clearing	2,471	2,221
Auto and Truck Repair	105,977	90,438
Gas and Oil	72,587	50,110
Total Support Services	<u>324,901</u>	<u>297,318</u>
TOTAL OPERATING EXPENSES - WATER DIVISION	<u>\$ 6,774,304</u>	<u>\$ 6,374,719</u>

The accompanying notes are an integral part of these financial statements.

Frankfort Electric and Water Plant Board
Comparative Operating Expenses
Electric, Water and Telecommunication Divisions
For The Years Ended June 30, 2006 and 2005

Telecommunication Division	2006	2005
Operations & Maintenance	\$ 871,723	\$ 841,332
Distribution	351,035	430,651
HBO Expense	446,340	467,954
TMC Expense	31,390	34,145
Showtime Expense	81,908	92,005
Cinemax Expense	51,024	54,353
Encore Expense	4,022	4,198
Starz/Encore Expense	93,525	101,987
Digital Music Expense	4,006	4,293
Satellite Station Expense	2,638,930	2,391,907
Pole Rental Expense	40,168	26,317
Digital Station Expense	228,456	201,631
Pay per View Expense	30,664	31,659
Royalty Copyright Expense	57,433	54,441
Total Operations & Maintenance	<u>4,930,624</u>	<u>4,736,873</u>
Cable 10 Payroll	433,444	179,594
Cable 10 Expense	165,496	51,139
Ad Insertion Payroll		205,447
Ad Insertion Expenses		52,046
Marketing Expenses		52,706
Total Cable 10 Expenses	<u>598,940</u>	<u>540,932</u>
FSN Payroll	540,062	444,731
FSN Expense	1,121,733	1,016,308
Expanded Cable		1,770
Security Expense	50,731	38,451
Total Cable FSN Expenses	<u>1,712,526</u>	<u>1,501,260</u>
Engineering Expense	565	1,413
Engineering Payroll	107,877	114,063
Total Cable Engineering Expense	<u>108,442</u>	<u>115,476</u>
Total Cable Expenses	<u>7,350,532</u>	<u>6,894,541</u>
Customer Records and Collection Expense	266,907	252,298
Postage and Printing	53,068	59,196
Over and Short	53	22
Office Supplies	14,369	12,044
Bad Debts	18,151	26,846
GIS Expenses	4,232	8,188
CIS Expenses	39,584	62,524
Computer Expenses	33,836	51,071
Information Technologies Payroll	171,149	161,181
Total Office Expenses	<u>601,349</u>	<u>633,370</u>

Frankfort Electric and Water Plant Board
Comparative Operating Expenses
Electric, Water and Telecommunication Divisions
For The Years Ended June 30, 2006 and 2005

Telecommunication Division (continued)	2006	2005
Advertising	6,016	10,035
Administrative Expense	358,966	374,427
Clearing Account	(358)	(234)
Dues & Subscriptions	11,056	10,036
Safety	15,158	14,119
Travel and Training	64,426	68,353
Board Expenses	2,085	2,249
Social Security Expense	264,750	273,432
Legal and Consulting Fees	27,854	68,885
Insurance	272,459	238,937
Total Administrative Expenses	1,022,412	1,060,239
Vacation Benefits	197,987	176,290
Sick Benefits	84,115	73,979
Employees Welfare	640,095	703,865
Clubhouse Expense	2,585	4,140
Employee Activity	17,863	15,172
Employee Assistance	1,041	1,041
Pension Expense	426,816	320,672
Total Employee Benefits Expenses	1,370,502	1,295,159
General Expenses	4,290	3,857
Maintenance	7,736	12,047
Amortization of Goodwill	140,400	140,400
Depreciation	2,727,447	2,587,002
In-lieu of Tax City	50,855	36,317
In-lieu of Tax County	9,190	9,190
Cash Contributions to City	4,462	4,462
Total General Expenses	2,944,380	2,793,275
Support Services Expense	31,602	28,251
Support Services Payroll	152,155	160,701
Inventory Adjustments	2,702	8,493
Cost of Sales Clearing	3,242	2,914
Auto and Truck Repair Expense	55,211	43,912
Auto and Truck Repair Payroll	49,283	45,260
Gas and Oil	71,583	49,419
Total Support Services Expense	365,778	338,950
TOTAL OPERATING EXPENSES - TELECOMMUNICATION DIVISION	\$ 13,654,953	\$ 13,015,534

The accompanying notes are an integral part of these financial statements.

Frankfort Electric and Water Plant Board
Schedule of Bond Principal and Interest Maturities
June 30, 2006

CONSOLIDATED NOTE

	Principal Maturities	Interest	Total
Fiscal Year Ended June 30, 2007	\$ 215,996	\$ 73,948	\$ 289,944
Fiscal Year Ended June 30, 2008	223,022	60,992	284,014
Fiscal Year Ended June 30, 2009	236,778	47,236	284,014
Fiscal Year Ended June 30, 2010	251,382	32,632	284,014
Fiscal Year Ended June 30, 2011	266,887	17,127	284,014
Fiscal Year Ended June 30, 2012	<u>139,575</u>	<u>2,454</u>	<u>142,029</u>
Total	<u>\$ 1,333,640</u>	<u>\$ 234,389</u>	<u>\$ 1,568,029</u>

1999 BOND ISSUE

	Principal Maturities	Interest	Total
Fiscal Year Ended June 30, 2007	\$ 520,000	\$ 555,098	\$ 1,075,098
Fiscal Year Ended June 30, 2008	550,000	527,473	1,077,473
Fiscal Year Ended June 30, 2009	580,000	497,948	1,077,948
Fiscal Year Ended June 30, 2010	610,000	466,710	1,076,710
Fiscal Year Ended June 30, 2011	640,000	433,898	1,073,898
Fiscal Year Ended June 30, 2012	675,000	399,379	1,074,379
Fiscal Year Ended June 30, 2013	715,000	362,713	1,077,713
Fiscal Year Ended June 30, 2014	755,000	323,380	1,078,380
Fiscal Year Ended June 30, 2015	795,000	281,133	1,076,133
Fiscal Year Ended June 30, 2016	840,000	236,170	1,076,170
Fiscal Year Ended June 30, 2017	885,000	188,733	1,073,733
Fiscal Year Ended June 30, 2018	935,000	138,683	1,073,683
Fiscal Year Ended June 30, 2019	990,000	85,745	1,075,745
Fiscal Year Ended June 30, 2020	<u>1,045,000</u>	<u>29,255</u>	<u>1,074,255</u>
Total	<u>\$ 10,535,000</u>	<u>\$ 4,526,318</u>	<u>\$ 15,061,318</u>

FULL SERVICE NETWORK NOTES

	Principal	Interest	Total
Fiscal Year Ended June 30, 2007	\$ 750,000	\$ 1,012,593	\$ 1,762,593
Fiscal Year Ended June 30, 2008	1,500,000	976,500	2,476,500
Fiscal Year Ended June 30, 2009	2,500,000	910,875	3,410,875
Fiscal Year Ended June 30, 2010	3,225,000	814,187	4,039,187
Fiscal Year Ended June 30, 2011	3,350,000	700,000	4,050,000
Fiscal Year ended June 30, 2012	3,525,000	580,125	4,105,125
Fiscal Year ended June 30, 2013	3,625,000	455,437	4,080,437
Fiscal Year ended June 30, 2014	3,725,000	327,250	4,052,250
Fiscal Year ended June 30, 2015	3,800,000	195,562	3,995,562
Fiscal Year Ended June 30, 2016	<u>3,061,052</u>	<u>70,279</u>	<u>3,131,331</u>
Total	<u>\$ 29,061,052</u>	<u>\$ 6,042,808</u>	<u>\$ 35,103,860</u>

WATER BOND ANTICIPATION NOTE

	Principal
Fiscal Year ended June 30, 2007	<u>\$ 1,850,000</u>

The accompanying notes are an integral part of these financial statements.

Charles T. Mitchell Company, LLP

Certified Public Accountants
WILLIAM G. JOHNSON, JR., C.P.A.
JAMES CLOUSE, C.P.A.
BERNADETTE SMITH, C.P.A.
KIM FIELD, C.P.A.
GREG MIKLAVCIC, C.P.A.

Consultants
CHARLES T. MITCHELL, C.P.A.
DON C. GILES, CPA



201 WEST MAIN, P.O. BOX 698
FRANKFORT, KENTUCKY 40602-0698
TELEPHONE (502) 227-7395
TELECOPIER (502) 227-8005
HTTP://WWW.CTMCPA.COM

Chairman
Members of the Electric & Water Plant Board
Frankfort, Kentucky

REPORT ON INTERNAL CONTROL OVER FINANCIAL REPORTING
AND ON COMPLIANCE AND OTHER MATTERS BASED ON AN AUDIT
OF FINANCIAL STATEMENTS PERFORMED IN ACCORDANCE
WITH GOVERNMENT AUDITING STANDARDS

We have audited the financial statements of Electric & Water Plant Board, as of and for the year ended June 30, 2006, and have issued our report thereon dated September 28, 2006. We conducted our audit in accordance with auditing standards generally accepted in the United States of America, the Standards applicable to financial audits contained in Government Auditing Standards issued by the Comptroller General of the United States.

Internal Control Over Financial Reporting

In planning and performing our audit, we considered the Electric & Water Plant Board's internal control over financial reporting in order to determine our auditing procedure for the purpose of expressing our opinion on the financial statements and not to provide assurance on the internal control over financial reporting. Our consideration of the internal control over financial reporting would not necessarily disclose all matters in the internal control over financial reporting that might be material weaknesses. A material weakness is a reportable condition in which the design or operation of one or more of the internal control components does not reduce to a relatively low level the risk that misstatements caused by error or fraud in amounts that would be material in relation to the financial statements being audited may occur and not be detected within a timely period by employees in the normal course of performing their assigned functions. We noted no matters involving the internal control over financial reporting and its operation that we consider to be material weaknesses.

Compliance and Other Matters

As part of obtaining reasonable assurance about whether Electric & Water Plant Board's financial statements are free of material misstatement, we performed tests of its compliance with certain provisions of laws, regulations, contracts, noncompliance with which could have a direct and material effect on the determination of financial statement amounts. However, providing an opinion on compliance with those provisions was not an objective of our audit and, accordingly, we do not express such an opinion. The results of our tests disclosed no instances of noncompliance that are required to be reported under Government Auditing Standards.

This report is intended solely for the information and use of management and is not intended to be, and should not be, used by anyone other than the specified party.

Charles T. Mitchell Co.

September 28, 2006

Frankfort Electric and Water Plant Board
Response to PSC Order Dated: 10-20-2006
Case No. 2006-00444

ITEM 3: The 12 month test period and why it was chosen

Response: 3(a): Calendar year 2005

3(b): The test period chosen was the most recent calendar year because data from the most recent fiscal year was judged to be too old to be of practical use. The actual expenses for January to December of 2005 were used to develop the revenue requirements with adjustments to those expenses based on known and knowable changes derived from FEWPB's approved budget for 2006.

Frankfort Electric and Water Plant Board
Response to PSC Order Dated: 10-20-2006
Case No. 2006-00444

ITEM 4: General Ledgers

Response: Ex. 1 – GL for FY 2005-2006

Ex. 2 – GL for test period (2005)

Check registers and spreadsheets are not attached
because they contain the same data as the general
ledger.

Date: Tuesday, December 05, 2006
 Time: 01:55PM
 User: staylor

Frankfort Plant Board
Detail General Ledger - Standard
 Periods: 01-06 Through 12-06 As of: 12/3/2006 Ledger ID: 00001

Page: 4 of 318
 Report: 01620.rpt
 Company: 00001

Jrnl Type	Tran Type	Bat Nbr	Per Ent	Reference Nbr	Tran Date	Tran Description	Beginning Balance	Debit Amount	Credit Amount	Ending Balance
			05-06				0.00	0.00	0.00	*
			06-06				0.00	0.00	0.00	*
			07-06				0.00	0.00	0.00	*
			08-06				0.00	0.00	0.00	*
			09-06				0.00	0.00	0.00	*
			10-06				0.00	0.00	0.00	*
			11-06				0.00	0.00	0.00	*
			12-06				0.00	0.00	0.00	*
						Acct 101310 Total	21,924.72	0.00	0.00	21,924.72

Acct	101311	Total	285,610.00	0.00	0.00	285,610.00
Acct: 101311	SOURCE OF SUPPLY STRUCT & IMP	Sub: 01				
	01-06		0.00	0.00	0.00	*
	02-06		0.00	0.00	0.00	*
	03-06		0.00	0.00	0.00	*
	04-06		0.00	0.00	0.00	*
	05-06		0.00	0.00	0.00	*
	06-06		0.00	0.00	0.00	*
	07-06		0.00	0.00	0.00	*
	08-06		0.00	0.00	0.00	*
	09-06		0.00	0.00	0.00	*
	10-06		0.00	0.00	0.00	*
	11-06		0.00	0.00	0.00	*
	12-06		0.00	0.00	0.00	*
		Acct 101311 Total	285,610.00	0.00	0.00	285,610.00

Acct: 101313 SOURCE OF SUPPLY RIVER INTAKES Sub: 01

Acct	101313	Total	10,462.83	0.00	0.00	10,462.83
	01-06		0.00	0.00	0.00	*
	02-06		0.00	0.00	0.00	*
	03-06		0.00	0.00	0.00	*
	04-06		0.00	0.00	0.00	*
	05-06		0.00	0.00	0.00	*
	06-06		0.00	0.00	0.00	*
	07-06		0.00	0.00	0.00	*
	08-06		0.00	0.00	0.00	*
	09-06		0.00	0.00	0.00	*
	10-06		0.00	0.00	0.00	*
	11-06		0.00	0.00	0.00	*
	12-06		10,462.83	0.00	0.00	*
		Acct 101313 Total	10,462.83	0.00	0.00	10,462.83

GJ GL 002056 12-06 CLOSECONST 7/6/2006 CLOSE CONST TO PLANT FY2006

Date: Tuesday, December 05, 2006
 Time: 01:55PM
 User: staylor

Frankfort Plant Board
Detail General Ledger - Standard
 Periods: 01-06 Through 12-06 As of: 12/31/2006 Ledger ID: 00001

Page: 6 of 318
 Report: 01620.rpt
 Company: 00001

Jrnl Type	Tran Type	Bat Nbr	Per Ent	Reference Nbr	Tran Date	Tran Description	Beginning Balance	Debit Amount	Credit Amount	Ending Balance
			07-06				0.00	0.00	0.00	*
			08-06				0.00	0.00	0.00	*
			09-06				0.00	0.00	0.00	*
			10-06				0.00	0.00	0.00	*
			11-06				0.00	0.00	0.00	*
			12-06				0.00	0.00	0.00	*
Acct 101320 Total							2,436.08	0.00	0.00	2,436.08

Acct	101321	Total	156,906.00	0.00	0.00	156,906.00
Acct: 101321 PUMPING STRUCTURES & IMPROVEMESub: 01						
Balance Sheet						
	01-06		0.00	0.00	0.00	*
	02-06		0.00	0.00	0.00	*
	03-06		0.00	0.00	0.00	*
	04-06		0.00	0.00	0.00	*
	05-06		0.00	0.00	0.00	*
	06-06		0.00	0.00	0.00	*
	07-06		0.00	0.00	0.00	*
	08-06		0.00	0.00	0.00	*
	09-06		0.00	0.00	0.00	*
	10-06		0.00	0.00	0.00	*
	11-06		0.00	0.00	0.00	*
	12-06		0.00	0.00	0.00	*
Acct 101321 Total			156,906.00	0.00	0.00	156,906.00

Acct	101325	PUMPING EQUIPMENT	Sub: 01	1,128,410.22	1,324.55	0.00	1,129,734.77
Acct: 101325 PUMPING EQUIPMENT							
Balance Sheet							
	01-06			0.00	0.00	0.00	*
	02-06			0.00	0.00	0.00	*
	03-06			0.00	0.00	0.00	*
	04-06			0.00	0.00	0.00	*
	05-06			0.00	0.00	0.00	*
	06-06			0.00	0.00	0.00	*
	07-06			0.00	0.00	0.00	*
	08-06			0.00	0.00	0.00	*
	09-06			0.00	0.00	0.00	*
	10-06			0.00	0.00	0.00	*
	11-06			0.00	0.00	0.00	*
	12-06			0.00	0.00	0.00	*
Acct 101325 Total				1,128,410.22	1,324.55	0.00	1,129,734.77

Date: Tuesday, December 05, 2006
 Time: 01:55PM
 User: staylor

Frankfort Plant Board
Detail General Ledger - Standard
 Periods: 01-06 Through 12-06 As of: 12/31/2006 Ledger ID: 00001

Page: 7 of 318
 Report: 01620.rpt
 Company: 00001

Jrnl	Tran	Bat	Per	Reference	Tran	Tran	Beginning	Debit	Credit	Ending
Type	Type	Nbr	Ent	Nbr	Date	Description	Balance	Amount	Amount	Balance
							14,076.65	0.00	0.00	14,076.65
Acct:	101331	TREATMENT STRUCTURES AND IMPROSUB: 01								
	01-06							0.00	0.00	*
	02-06							0.00	0.00	*
	03-06							0.00	0.00	*
	04-06							0.00	0.00	*
	05-06							0.00	0.00	*
	06-06							0.00	0.00	*
	07-06							0.00	0.00	*
	08-06							0.00	0.00	*
	09-06							0.00	0.00	*
	10-06							0.00	0.00	*
	11-06							0.00	0.00	*
	12-06							0.00	0.00	*
							14,076.65	0.00	0.00	14,076.65

Acct:	101332	TREATMENT EQUIPMENT	Sub:	01	Total	2,637,406.83	1,515.45	0.00	2,638,922.28	
	01-06							0.00	0.00	*
	02-06							0.00	0.00	*
	03-06							0.00	0.00	*
	04-06							0.00	0.00	*
	05-06							0.00	0.00	*
	06-06							0.00	0.00	*
	07-06							0.00	0.00	*
	08-06							0.00	0.00	*
	09-06							0.00	0.00	*
							1,515.45	0.00	0.00	*
							2,637,406.83	0.00	0.00	2,638,922.28

Acct:	101332	TREATMENT EQUIPMENT	Sub:	01	Total	2,637,406.83	1,515.45	0.00	2,638,922.28	
	01-06							0.00	0.00	*
	02-06							0.00	0.00	*
	03-06							0.00	0.00	*
	04-06							0.00	0.00	*
	05-06							0.00	0.00	*
	06-06							0.00	0.00	*
	07-06							0.00	0.00	*
	08-06							0.00	0.00	*
	09-06							0.00	0.00	*

Date: Tuesday, December 05, 2006
 Time: 01:55PM
 User: staylor

Periods: 01-06 Through 12-06 As of: 12/31/2006 Ledger ID: 00001

Frankfort Plant Board
Detail General Ledger - Standard

Page: 8 of 318
 Report: 01620.rpt
 Company: 00001

Jrnl Type	Tran Type	Bat Nbr	Per Ent	Reference Nbr	Tran Date	Tran Description	Beginning Balance	Debit Amount	Credit Amount	Ending Balance
GJ	GL	002056	12-06	CLOSECONST	7/6/2006	CLOSE CONST TO PLANT FY2006	689,519.61	0.00	0.00	689,519.61
Total							4,851,396.55	689,519.61	0.00	5,540,916.16

Acct: 101340	DISTRIBUTION PLANT LAND	Sub: 01	Acct: 101340	Total	168,082.36	0.00	0.00	168,082.36
01-06					0.00	0.00	0.00	*
02-06					0.00	0.00	0.00	*
03-06					0.00	0.00	0.00	*
04-06					0.00	0.00	0.00	*
05-06					0.00	0.00	0.00	*
06-06					0.00	0.00	0.00	*
07-06					0.00	0.00	0.00	*
08-06					0.00	0.00	0.00	*
09-06					0.00	0.00	0.00	*
10-06					0.00	0.00	0.00	*
11-06					0.00	0.00	0.00	*
12-06					0.00	0.00	0.00	*
Balance Sheet					0.00	0.00	0.00	

Acct: 101341	DISTRIBUTION STRUCTURES AND IM	Sub: 01	Acct: 101341	Total	137,543.71	380.00	0.00	137,923.71
01-06					0.00	0.00	0.00	*
02-06					0.00	0.00	0.00	*
03-06					0.00	0.00	0.00	*
04-06					0.00	0.00	0.00	*
05-06					0.00	0.00	0.00	*
06-06					0.00	0.00	0.00	*
07-06					0.00	0.00	0.00	*
08-06					0.00	0.00	0.00	*
09-06					0.00	0.00	0.00	*
10-06					0.00	0.00	0.00	*
11-06					380.00	0.00	0.00	*
12-06					0.00	0.00	0.00	*
Balance Sheet					380.00	0.00	0.00	

Acct: 101342	DISTRIBUTION RESERVOIRS & STAN	Sub: 01	Acct: 101342	Total	0.00	0.00	0.00	0.00
01-06					0.00	0.00	0.00	*
02-06					0.00	0.00	0.00	*
03-06					0.00	0.00	0.00	*
Balance Sheet					0.00	0.00	0.00	

Date: Tuesday, December 05, 2006
 Time: 01:55PM
 User: staylor

Frankfort Plant Board
Detail General Ledger - Standard
 Periods: 01-06 Through 12-06 As of: 12/31/2006 Ledger ID: 00001

Page: 9 of 318
 Report: 01620.rpt
 Company: 00001

Jrnl Type	Tran Type	Bat Nbr	Per Ent	Reference Nbr	Tran Date	Tran Description	Beginning Balance	Debit Amount	Credit Amount	Ending Balance
			04-06				0.00	0.00	0.00	*
			05-06				0.00	0.00	0.00	*
			06-06				0.00	0.00	0.00	*
			07-06				0.00	0.00	0.00	*
			08-06				0.00	0.00	0.00	*
			09-06				0.00	0.00	0.00	*
			10-06				0.00	0.00	0.00	*
			11-06				0.00	0.00	0.00	*
			12-06				0.00	0.00	0.00	*
					Acct	101342 Total	8,330,318.34	0.00	0.00	8,330,318.34

Acct:	101343	DISTRIBUTION TRANSMISSION & DI	Sub:	01	Balance Sheet
	01-06				0.00
	02-06				0.00
	03-06				0.00
	04-06				0.00
	05-06				0.00
	06-06				0.00
	07-06				0.00
	08-06				0.00
	09-06				0.00
	10-06				0.00
	11-06				0.00
	12-06	CLOSECONST	7/6/2006	CLOSE CONST TO PLANT FY2006	478,812.28
			Acct	101343 Total	478,812.28
					0.00
					13,791,332.35

Acct:	101344	DISTRIBUTION FIRE MAINS	Sub:	01	Balance Sheet
	01-06				0.00
	02-06				0.00
	03-06				0.00
	04-06				0.00
	05-06				0.00
	06-06				0.00
	07-06				0.00
	08-06				0.00
	09-06				0.00
	10-06				0.00
	11-06				0.00
	12-06	CLOSECONST	7/6/2006	CLOSE CONST TO PLANT FY2006	8,755.97

Date: Tuesday, December 05, 2006
 Time: 01:35PM
 User: staylor

Frankfort Plant Board
Detail General Ledger - Standard
 Periods: 01-06 Through 12-06 As of: 12/3/2006 Ledger ID: 00001

Page: 10 of 318
 Report: 01620.rpt
 Company: 00001

Jrnl Type	Tran Type	Bat Nbr	Per Ent	Reference Nbr	Tran Date	Tran Description	Beginning Balance	Debit Amount	Credit Amount	Ending Balance
Acct: 101344 Total							64,929.92	8,755.97	0.00	73,685.89

Acct:	101345	DISTRIBUTION SERVICES	Sub: 01	Balance Sheet	0.00	0.00	0.00
01-06					0.00	0.00	*
02-06					0.00	0.00	*
03-06					0.00	0.00	*
04-06					0.00	0.00	*
05-06					0.00	0.00	*
06-06					0.00	0.00	*
07-06					0.00	0.00	*
08-06					0.00	0.00	*
09-06					0.00	0.00	*
10-06					0.00	0.00	*
11-06					0.00	0.00	*
12-06					0.00	0.00	*
7/6/2006				CLOSE CONST TO PLANT FY2006	152,010.25	0.00	
Acct: 101345				Total	1,122,662.27	152,010.25	1,274,672.52

Acct:	101346	DISTRIBUTION METERS	Sub: 01	Balance Sheet	0.00	0.00	0.00
01-06					0.00	0.00	*
02-06					0.00	0.00	*
03-06					0.00	0.00	*
04-06					0.00	0.00	*
05-06					0.00	0.00	*
06-06					0.00	0.00	*
07-06					0.00	0.00	*
08-06					0.00	0.00	*
09-06					0.00	0.00	*
10-06					0.00	0.00	*
11-06					0.00	0.00	*
12-06					0.00	0.00	*
7/6/2006				CLOSE CONST TO PLANT FY2006	3,473.10	3,473.10	
Acct: 101346				Total	1,409,559.94	3,473.10	1,406,086.84

Acct:	101347	DISTRIBUTION METER INSTILLATIO	Sub: 01	Balance Sheet	0.00	0.00	0.00
01-06					0.00	0.00	*
02-06					0.00	0.00	*
03-06					0.00	0.00	*
04-06					0.00	0.00	*
05-06					0.00	0.00	*
06-06					0.00	0.00	*

Date: Tuesday, December 05, 2006
 Time: 01:55PM
 User: staylor

Frankfort Plant Board
Detail General Ledger - Standard
 Periods: 01-06 Through 12-06 As of: 12/31/2006 Ledger ID: 00001

Page: 11 of 318
 Report: 01620.rpt
 Company: 00001

Jrnl Type	Tran Type	Bat Nbr	Per Ent	Reference Nbr	Tran Date	Tran Description	Beginning Balance	Debit Amount	Credit Amount	Ending Balance
GJ GL 002056 12-06 CLOSECONST 7/6/2006 CLOSE CONST TO PLANT FY2006										
						Acct 101347 Total	25,876.29	3,326.32	0.00	29,202.61
			07-06					0.00	0.00	*
			08-06					0.00	0.00	*
			09-06					0.00	0.00	*
			10-06					0.00	0.00	*
			11-06					0.00	0.00	*
			12-06					0.00	0.00	*

Jrnl Type	Tran Type	Bat Nbr	Per Ent	Reference Nbr	Tran Date	Tran Description	Beginning Balance	Debit Amount	Credit Amount	Ending Balance
GJ GL 002056 12-06 CLOSECONST 7/6/2006 CLOSE CONST TO PLANT FY2006										
						Acct 101348 Total	660,092.65	45,613.60	0.00	705,706.25
			01-06					0.00	0.00	*
			02-06					0.00	0.00	*
			03-06					0.00	0.00	*
			04-06					0.00	0.00	*
			05-06					0.00	0.00	*
			06-06					0.00	0.00	*
			07-06					0.00	0.00	*
			08-06					0.00	0.00	*
			09-06					0.00	0.00	*
			10-06					0.00	0.00	*
			11-06					0.00	0.00	*
			12-06					0.00	0.00	*

Jrnl Type	Tran Type	Bat Nbr	Per Ent	Reference Nbr	Tran Date	Tran Description	Beginning Balance	Debit Amount	Credit Amount	Ending Balance
Acct: 101349 OTHER DISTRIBUTION PLANT Sub: 01										
						Acct 101349 Total	73,550.24	0.00	0.00	73,550.24
			01-06					0.00	0.00	*
			02-06					0.00	0.00	*
			03-06					0.00	0.00	*
			04-06					0.00	0.00	*
			05-06					0.00	0.00	*
			06-06					0.00	0.00	*
			07-06					0.00	0.00	*
			08-06					0.00	0.00	*
			09-06					0.00	0.00	*
			10-06					0.00	0.00	*
			11-06					0.00	0.00	*
			12-06					0.00	0.00	*

Date: Tuesday, December 05, 2006
 Time: 01:55PM
 User: slaylor

Frankfort Plant Board
Detail General Ledger - Standard
 Periods: 01-06 Through 12-06 As of: 12/31/2006 Ledger ID: 00001

Page: 13 of 318
 Report: 01620.rpt
 Company: 00001

Jrnl Type	Tran Type	Bat Nbr	Per Ent	Reference Nbr	Tran Date	Tran Description	Beginning Balance	Debit Amount	Credit Amount	Ending Balance
			10-06				0.00	0.00	0.00	*
			11-06				0.00	0.00	0.00	*
			12-06				0.00	0.00	0.00	*
					Acct	101353	Total	5,606,940.18	0.00	5,606,940.18

Acct	101355	ELECTRIC TRANS POLES TOWERS & F Sub: 01		Balance Sheet					
	01-06			0.00					
	02-06			0.00					
	03-06			0.00					
	04-06			0.00					
	05-06			0.00					
	06-06			0.00					
	07-06			0.00					
	08-06			0.00					
	09-06			0.00					
	10-06			0.00					
	11-06			0.00					
	12-06			0.00					
			Acct	101355	Total	752,529.35	5,447.77	0.00	757,977.12

Acct	101356	ELECTRIC TRANS OVERHEAD CONDUCSUB: 01		Balance Sheet					
	01-06			0.00					
	02-06			0.00					
	03-06			0.00					
	04-06			0.00					
	05-06			0.00					
	06-06			0.00					
	07-06			0.00					
	08-06			0.00					
	09-06			0.00					
	10-06			0.00					
	11-06			0.00					
	12-06			0.00					
			Acct	101356	Total	1,874,845.07	7,094.70	0.00	1,881,939.77

Acct	101360	ELECTRIC DISTRIBUTION LAND Sub: 01		Balance Sheet
	01-06			0.00
	02-06			0.00
	03-06			0.00

Date: Tuesday, December 05, 2006
 Time: 01:55PM
 User: staylor

Frankfort Plant Board
Detail General Ledger - Standard
 Periods: 01-06 Through 12-06 As of: 12/31/2006 Ledger ID: 00001

Page: 14 of 318
 Report: 01620.rpt
 Company: 00001

Jrnl Type	Tran Type	Bat Nbr	Per Ent	Reference Nbr	Tran Date	Tran Description	Beginning Balance	Debit Amount	Credit Amount	Ending Balance
							49,885.14	0.00	0.00	49,885.14
Acct: 101360 Total							49,885.14	0.00	0.00	49,885.14

Acct:	101361	ELECTRIC DIST STRUCT & IMP	Sub:	01	Balance Sheet
	01-06				0.00
	02-06				0.00
	03-06				0.00
	04-06				0.00
	05-06				0.00
	06-06				0.00
	07-06				0.00
	08-06				0.00
	09-06				0.00
	10-06				0.00
	11-06				0.00
	12-06				0.00
					18,475.03
					18,475.03
					0.00
					546,214.18
Acct: 101361 Total					527,739.15
Sub: 01					18,475.03
Balance Sheet					0.00

Acct:	101362	ELECTRIC DIST STATION EQUIPMEN	Sub:	01	Balance Sheet
	01-06				0.00
	02-06				0.00
	03-06				0.00
	04-06				0.00
	05-06				0.00
	06-06				0.00
	07-06				0.00
	08-06				0.00
	09-06				0.00
	10-06				0.00
	11-06				0.00
	12-06				0.00
					501,508.91
					501,508.91
					0.00
					0.00
Acct: 101362 Total					501,508.91
Sub: 01					0.00
Balance Sheet					0.00

Date: Tuesday, December 05, 2006
 Time: 01:55PM
 User: staylor

Frankfort Plant Board
 Detail General Ledger - Standard
 Periods: 01-06 Through 12-06 As of: 12/31/2006 Ledger ID: 00001

Page: 15 of 318
 Report: 01620.rpt
 Company: 00001

Jrnl Type	Tran Type	Bat Nbr	Per Ent	Reference Nbr	Tran Date	Tran Description	Beginning Balance	Debit Amount	Credit Amount	Ending Balance
Acct: 101362 Total							7,855,720.62	501,508.91	0.00	8,357,229.53

Acct: 101363 ELECTRIC DIST STORAGE BAT EQUI Sub: 01										
Balance Sheet										
	01-06						0.00	0.00	0.00	*
	02-06						0.00	0.00	0.00	*
	03-06						0.00	0.00	0.00	*
	04-06						0.00	0.00	0.00	*
	05-06						0.00	0.00	0.00	*
	06-06						0.00	0.00	0.00	*
	07-06						0.00	0.00	0.00	*
	08-06						0.00	0.00	0.00	*
	09-06						0.00	0.00	0.00	*
	10-06						0.00	0.00	0.00	*
	11-06						0.00	0.00	0.00	*
	12-06						12,743.24	0.00	0.00	*
							12,743.24			
Acct: 101363 Total							23,333.79	12,743.24	0.00	36,077.03

Acct: 101364 ELECTRIC DISTRIBUTION POLES Sub: 01										
Balance Sheet										
	01-06						0.00	0.00	0.00	*
	02-06						0.00	0.00	0.00	*
	03-06						0.00	0.00	0.00	*
	04-06						0.00	0.00	0.00	*
	05-06						0.00	0.00	0.00	*
	06-06						0.00	0.00	0.00	*
	07-06						0.00	0.00	0.00	*
	08-06						0.00	0.00	0.00	*
	09-06						0.00	0.00	0.00	*
	10-06						0.00	0.00	0.00	*
	11-06						80,613.99	0.00	0.00	*
	12-06						80,613.99	0.00	0.00	*
							80,613.99			
Acct: 101364 Total							1,658,202.25	80,613.99	0.00	1,738,816.24

Acct: 101365 ELECTRIC DIST OVERHEAD CONDUCT Sub: 01										
Balance Sheet										
	01-06						0.00	0.00	0.00	*
	02-06						0.00	0.00	0.00	*
	03-06						0.00	0.00	0.00	*
	04-06						0.00	0.00	0.00	*
	05-06						0.00	0.00	0.00	*
	06-06						0.00	0.00	0.00	*

Date: Tuesday, December 05, 2006
 Time: 01:55PM
 User: staylor

Periods: 01-06 Through 12-06 As of: 12/31/2006 Ledger ID: 00001

Frankfort Plant Board
Detail General Ledger - Standard

Page: 16 of 318
 Report: 01620.rpt
 Company: 00001

Jrnl	Tran	Bat	Per	Reference	Tran	Description	Beginning Balance	Debit Amount	Credit Amount	Ending Balance	
Type	Type	Nbr	Ent	Nbr	Date						
			07-06					0.00	0.00	*	
			08-06					0.00	0.00	*	
			09-06					0.00	0.00	*	
			10-06					0.00	0.00	*	
			11-06					0.00	0.00	*	
GJ	GL	002056	12-06	CLOSECONST	7/6/2006	CLOSE CONST TO PLANT FY2006	100,407.03		0.00		
							Acct 101365	Total	5,435,702.21	100,407.03	5,536,109.24

Balance Sheet

Acct: 101366	ELECTRIC DIST UNDERGROUND CONDSUB: 01		01-06				0.00	0.00	0.00	*	
			02-06				0.00	0.00	0.00	*	
			03-06				0.00	0.00	0.00	*	
			04-06				0.00	0.00	0.00	*	
			05-06				0.00	0.00	0.00	*	
			06-06				0.00	0.00	0.00	*	
			07-06				0.00	0.00	0.00	*	
			08-06				0.00	0.00	0.00	*	
			09-06				0.00	0.00	0.00	*	
			10-06				0.00	0.00	0.00	*	
			11-06				83,461.66		0.00		
GJ	GL	002056	12-06	CLOSECONST	7/6/2006	CLOSE CONST TO PLANT FY2006	83,461.66		0.00		
							Acct 101366	Total	2,288,602.60	83,461.66	2,372,064.26

Balance Sheet

Acct: 101367	ELECTRIC DIST UNDERGROUND CONDSUB: 01		01-06				0.00	0.00	0.00	*	
			02-06				0.00	0.00	0.00	*	
			03-06				0.00	0.00	0.00	*	
			04-06				0.00	0.00	0.00	*	
			05-06				0.00	0.00	0.00	*	
			06-06				0.00	0.00	0.00	*	
			07-06				0.00	0.00	0.00	*	
			08-06				0.00	0.00	0.00	*	
			09-06				0.00	0.00	0.00	*	
			10-06				0.00	0.00	0.00	*	
			11-06				216,262.44		0.00		
GJ	GL	002056	12-06	CLOSECONST	7/6/2006	CLOSE CONST TO PLANT FY2006	216,262.44		0.00		
							Acct 101367	Total	4,678,177.48	216,262.44	4,894,439.92

Balance Sheet

Date: Tuesday, December 05, 2006
 Time: 01:55PM
 User: staylor

Frankfort Plant Board
Detail General Ledger - Standard
 Periods: 01-06 Through 12-06 As of: 12/31/2006 Ledger ID: 00001

Page: 17 of 318
 Report: 01620.rpt
 Company: 00001

Jrnl	Tran	Bat	Per	Reference	Tran	Tran	Beginning	Debit	Credit	Ending
Type	Type	Nbr	Ent	Nbr	Date	Description	Balance	Amount	Amount	Balance

			01-06					0.00	0.00	*
			02-06					0.00	0.00	*
			03-06					0.00	0.00	*
			04-06					0.00	0.00	*
			05-06					0.00	0.00	*
			06-06					0.00	0.00	*
			07-06					0.00	0.00	*
			08-06					0.00	0.00	*
			09-06					0.00	0.00	*
			10-06					0.00	0.00	*
			11-06					0.00	0.00	*
			12-06					0.00	0.00	*
GJ	GL	002056		CLOSECONST	7/6/2006	CLOSE CONST TO PLANT FY2006	268,464.60	268,464.60	0.00	7,135,337.46
					Acct	101368	Total	6,866,872.86	268,464.60	

Acct:	101369	ELECTRIC DIST. SERVICES	Sub:	01	Balance Sheet					
		01-06			0.00					
		02-06			0.00					
		03-06			0.00					
		04-06			0.00					
		05-06			0.00					
		06-06			0.00					
		07-06			0.00					
		08-06			0.00					
		09-06			0.00					
		10-06			0.00					
		11-06			0.00					
		12-06			0.00					
GJ	GL	002056		CLOSECONST	7/6/2006	CLOSE CONST TO PLANT FY2006	83,982.97	83,982.97	0.00	2,624,595.73
					Acct	101369	Total	2,540,612.76	83,982.97	

Acct:	101370	ELECTRIC DISTRIBUTION MAINS	Sub:	01	Balance Sheet
		01-06			0.00
		02-06			0.00
		03-06			0.00
		04-06			0.00
		05-06			0.00
		06-06			0.00
		07-06			0.00
		08-06			0.00
		09-06			0.00

Date: Tuesday, December 05, 2006
 Time: 01:55PM
 User: staylor

Frankfort Plant Board
Detail General Ledger - Standard
 Periods: 01-06 Through 12-06 As of: 12/31/2006 Ledger ID: 00001

Page: 18 of 318
 Report: 01620.rpt
 Company: 00001

Jrnl Type	Tran Type	Bat Nbr	Per Ent	Reference Nbr	Tran Date	Tran Description	Beginning Balance	Debit Amount	Credit Amount	Ending Balance
GJ	GL	002056	12-06	CLOSECONST	7/6/2006	CLOSE CONST TO PLANT FY2006	18,052.61	18,052.61	0.00	0.00
			10-06					0.00	0.00	0.00
			11-06					0.00	0.00	0.00
										1,021,427.50
							1,003,374.89	18,052.61	0.00	
Acct: 101370 Total							1,003,374.89	18,052.61	0.00	1,021,427.50

Acct:	101371	ELECTRIC SECURITY LIGHT	Sub:	01	Balance Sheet
	01-06				0.00
	02-06				0.00
	03-06				0.00
	04-06				0.00
	05-06				0.00
	06-06				0.00
	07-06				0.00
	08-06				0.00
	09-06				0.00
	10-06				0.00
	11-06				0.00
	12-06				0.00
					28,413.67
Acct: 101371 Total					28,413.67
Acct: 101373					231,847.66
Sub: 01					260,261.33

Acct:	101373	ELECTRIC STREET LIGHTS & SIGNA	Sub:	01	Balance Sheet
	01-06				0.00
	02-06				0.00
	03-06				0.00
	04-06				0.00
	05-06				0.00
	06-06				0.00
	07-06				0.00
	08-06				0.00
	09-06				0.00
	10-06				0.00
	11-06				0.00
	12-06				0.00
					8,428.35
Acct: 101373 Total					8,428.35
Acct: 101389					828,035.81
Sub: 01					836,464.16

Acct:	101389	GENERAL LAND	Sub:	01	Balance Sheet
	01-06				0.00
	02-06				0.00
	03-06				0.00

Date: Tuesday, December 05, 2006
 Time: 01:55PM
 User: sfaylor

Frankfort Plant Board
Detail General Ledger - Standard
 Periods: 01-06 Through 12-06 As of: 12/31/2006 Ledger ID: 00001

Page: 19 of 318
 Report: 01620.rpt
 Company: 00001

Jrnl	Tran	Bat	Per	Reference	Tran	Tran	Beginning	Debit	Credit	Ending
Type	Type	Nbr	Ent	Nbr	Date	Description	Balance	Amount	Amount	Balance
			04-06				85,000.00	0.00	0.00	85,000.00
			05-06					0.00	0.00	
			06-06					0.00	0.00	
			07-06					0.00	0.00	
			08-06					0.00	0.00	
			09-06					0.00	0.00	
			10-06					0.00	0.00	
			11-06					0.00	0.00	
			12-06					0.00	0.00	
							<u>85,000.00</u>	<u>0.00</u>	<u>0.00</u>	<u>85,000.00</u>

Acct: 101390 GENERAL STRUCTURES AND IMPROVSub: 01							Balance Sheet			
			01-06				0.00	0.00	0.00	*
			02-06				0.00	0.00	0.00	*
			03-06				0.00	0.00	0.00	*
			04-06				0.00	0.00	0.00	*
			05-06				0.00	0.00	0.00	*
			06-06				0.00	0.00	0.00	*
			07-06				0.00	0.00	0.00	*
			08-06				0.00	0.00	0.00	*
			09-06				0.00	0.00	0.00	*
			10-06				0.00	0.00	0.00	*
			11-06				0.00	0.00	0.00	*
			12-06				0.00	0.00	0.00	*
							<u>24,428.98</u>	<u>0.00</u>	<u>0.00</u>	<u>24,428.98</u>
							<u>2,316,974.24</u>	<u>24,428.98</u>	<u>0.00</u>	<u>2,341,403.22</u>

Acct: 101391 GENERAL OFFICE EQUIPMENT Sub: 01							Balance Sheet			
			01-06				0.00	0.00	0.00	*
			02-06				0.00	0.00	0.00	*
			03-06				0.00	0.00	0.00	*
			04-06				0.00	0.00	0.00	*
			05-06				0.00	0.00	0.00	*
			06-06				0.00	0.00	0.00	*
			07-06				0.00	0.00	0.00	*
			08-06				0.00	0.00	0.00	*
			09-06				0.00	0.00	0.00	*
			10-06				0.00	0.00	0.00	*
			11-06				0.00	0.00	0.00	*
			12-06				0.00	0.00	0.00	*
							<u>306,449.52</u>	<u>0.00</u>	<u>0.00</u>	<u>306,449.52</u>

Date: Tuesday, December 05, 2006
 Time: 01:55PM
 User: staylor

Frankfort Plant Board
Detail General Ledger - Standard
 Periods: 01-06 Through 12-06 As of: 12/3/2006 Ledger ID: 00001

Page: 20 of 318
 Report: 01620.rpt
 Company: 00001

Jrnl	Tran	Bat	Per	Reference	Tran	Tran	Beginning	Debit	Credit	Ending
Type	Type	Nbr	Ent	Nbr	Date	Description	Balance	Amount	Amount	Balance

Acct: 101392 GENERAL TRANSPORT EQUIPMENT Sub: 01							6,380,795.63	306,449.52	0.00	6,687,245.15
			01-06					0.00	0.00	*
			02-06					0.00	0.00	*
			03-06					0.00	0.00	*
			04-06					0.00	0.00	*
			05-06					0.00	0.00	*
			06-06					0.00	0.00	*
GJ	GL	001879	07-06	JE07-1	2/1/2006	SOLD/TRADE EQPS/B IN SERV		0.00	380,253.45	*
			08-06					0.00	0.00	*
			09-06					0.00	0.00	*
			10-06					0.00	0.00	*
			11-06					0.00	0.00	*
GJ	GL	002056	12-06	CLOSECONST	7/6/2006	CLOSE CONST TO PLANT FY2006		51,055.76	0.00	*
Acct: 101392 Total							4,158,295.42	51,055.76	380,253.45	3,829,097.73

Acct: 101393 GENERAL STORES EQUIPMENT Sub: 01							44,885.22	0.00	0.00	44,885.22
			01-06					0.00	0.00	*
			02-06					0.00	0.00	*
			03-06					0.00	0.00	*
			04-06					0.00	0.00	*
			05-06					0.00	0.00	*
			06-06					0.00	0.00	*
			07-06					0.00	0.00	*
			08-06					0.00	0.00	*
			09-06					0.00	0.00	*
			10-06					0.00	0.00	*
			11-06					0.00	0.00	*
			12-06					0.00	0.00	*
Acct: 101393 Total							44,885.22	0.00	0.00	44,885.22

Acct: 101394 GENERAL TOOLS SHOP & GARAGE EQ Sub: 01										
			01-06					0.00	0.00	*
			02-06					0.00	0.00	*
			03-06					0.00	0.00	*
			04-06					0.00	0.00	*
			05-06					0.00	0.00	*
			06-06					0.00	0.00	*

Date: Tuesday, December 05, 2006
 Time: 01:55PM
 User: staylor

Frankfort Plant Board
Detail General Ledger - Standard
 Periods: 01-06 Through 12-06 As of: 12/31/2006 Ledger ID: 00001

Page: 21 of 318
 Report: 01620.rpt
 Company: 00001

Jrnl Type	Tran Type	Bat Nbr	Per Ent	Reference Nbr	Tran Date	Tran Description	Beginning Balance	Debit Amount	Credit Amount	Ending Balance
GJ	GL	002056	12-06	CLOSECONST	7/6/2006	CLOSE CONST TO PLANT FY2006	367,040.53	2,995.00	0.00	370,035.53
Acct: 101395 GENERAL LABORATORY EQUIPMENT Sub: 01										
Balance Sheet										
			01-06				0.00	0.00	0.00	*
			02-06				0.00	0.00	0.00	*
			03-06				0.00	0.00	0.00	*
			04-06				0.00	0.00	0.00	*
			05-06				0.00	0.00	0.00	*
			06-06				0.00	0.00	0.00	*
			07-06				0.00	0.00	0.00	*
			08-06				0.00	0.00	0.00	*
			09-06				0.00	0.00	0.00	*
			10-06				0.00	0.00	0.00	*
			11-06				0.00	0.00	0.00	*
			12-06				0.00	0.00	0.00	*
Acct: 101396 GENERAL POWER OPERATED EQUIPMSub: 01										
Balance Sheet										
			01-06				0.00	0.00	0.00	*
			02-06				0.00	0.00	0.00	*
			03-06				0.00	0.00	0.00	*
			04-06				0.00	0.00	0.00	*
			05-06				0.00	0.00	0.00	*
			06-06				0.00	0.00	0.00	*
			07-06				0.00	0.00	0.00	*
			08-06				0.00	0.00	0.00	*
			09-06				0.00	0.00	0.00	*
			10-06				0.00	0.00	0.00	*
			11-06				0.00	0.00	0.00	*
			12-06				0.00	0.00	0.00	*
Acct: 101397 GENERAL COMMUNICATIONS EQUIPMSub: 01										
Balance Sheet										
			01-06				0.00	0.00	0.00	*
			02-06				0.00	0.00	0.00	*
			03-06				0.00	0.00	0.00	*
			04-06				0.00	0.00	0.00	*
			05-06				0.00	0.00	0.00	*
			06-06				0.00	0.00	0.00	*
			07-06				0.00	0.00	0.00	*
			08-06				0.00	0.00	0.00	*
			09-06				0.00	0.00	0.00	*
			10-06				0.00	0.00	0.00	*
			11-06				0.00	0.00	0.00	*
			12-06				0.00	0.00	0.00	*
Acct: 101398 GENERAL COMMUNICATIONS EQUIPMSub: 01										
Balance Sheet										
			01-06				0.00	0.00	0.00	*
			02-06				0.00	0.00	0.00	*
			03-06				0.00	0.00	0.00	*
			04-06				0.00	0.00	0.00	*
			05-06				0.00	0.00	0.00	*
			06-06				0.00	0.00	0.00	*
			07-06				0.00	0.00	0.00	*
			08-06				0.00	0.00	0.00	*
			09-06				0.00	0.00	0.00	*
			10-06				0.00	0.00	0.00	*
			11-06				0.00	0.00	0.00	*
			12-06				0.00	0.00	0.00	*

Date: Tuesday, December 05, 2006
 Time: 01:55PM
 User: staylor

Frankfort Plant Board
Detail General Ledger - Standard
 Periods: 01-06 Through 12-06 As of: 12/3/2006 Ledger ID: 00001

Page: 22 of 318
 Report: 01620.rpt
 Company: 00001

Jrnl	Tran	Bat	Per	Reference	Tran	Tran	Beginning	Debit	Credit	Ending
Type	Type	Nbr	Ent	Nbr	Date	Description	Balance	Amount	Amount	Balance
			01-06					0.00	0.00	*
			02-06					0.00	0.00	*
			03-06					0.00	0.00	*
			04-06					0.00	0.00	*
			05-06					0.00	0.00	*
			06-06					0.00	0.00	*
			07-06					0.00	0.00	*
			08-06					0.00	0.00	*
			09-06					0.00	0.00	*
			10-06					0.00	0.00	*
			11-06					0.00	0.00	*
			12-06					0.00	0.00	*
GJ	GL	002056		CLOSECONST	7/6/2006	CLOSE CONST TO PLANT FY2006	341,528.23	3,971.01	0.00	345,499.24
					Acct	101397	Total			
							341,528.23	3,971.01	0.00	345,499.24
Acct:	101398			GENERAL MISCELLANEOUS EQUIPMENSUB:	01					
			01-06					0.00	0.00	*
			02-06					0.00	0.00	*
			03-06					0.00	0.00	*
			04-06					0.00	0.00	*
			05-06					0.00	0.00	*
			06-06					0.00	0.00	*
			07-06					0.00	0.00	*
			08-06					0.00	0.00	*
			09-06					0.00	0.00	*
			10-06					0.00	0.00	*
			11-06					0.00	0.00	*
			12-06					0.00	0.00	*
GJ	GL	002056		CLOSECONST	7/6/2006	CLOSE CONST TO PLANT FY2006	46,267.03	46,267.03	0.00	640,420.16
					Acct	101398	Total			
							46,267.03	46,267.03	0.00	640,420.16
Acct:	107215			CONSTRUCTION CABLE DISTRIBUTIO	01					
	IN	CT	053110		696	7/14/2005	Summary Release	5,863.40	0.00	
	GJ	GL	001689		RPAYACCO1	7/29/2005	REVERSE EOY PAYROLL ACCRUAL	19,922.75	15,575.81	
	IN	RI	052839		633	6/30/2005	Summary Release	0.00	721.20	
	IN	CT	054014		712	8/16/2005	Summary Release	6,640.95	0.00	
	GJ	GL	001721			8/18/2005	Summary Release	6,177.70	0.00	
	PO	R	053484			8/1/2005	NON STOCK DIRECTLY CHARGED TO	3.46	0.00	
	IN	CT	055115		752	9/28/2005	Summary Release	2,379.25	0.00	
	GJ	GL	001766		JE03-4	10/12/2005	CORR SA#ERRS SEPTPR#2	4,781.48	873.94	
	PO	R	055083			9/27/2005	NON STOCK DIRECTLY CHARGED TO	380.00	0.00	

Date: Tuesday, December 05, 2006
 Time: 01:55PM
 User: staylor

Periods: 01-06 Through 12-06 As of: 12/3/2006 Ledger ID: 00001

Frankfort Plant Board
Detail General Ledger - Standard

Page: 23 of 318
 Report: 01620.rpt
 Company: 00001

Jrnl	Tran	Bat	Per	Reference	Tran	Tran	Description	Beginning Balance	Debit Amount	Credit Amount	Ending Balance				
Type	Type	Nbr	Ent	Nbr	Date										
IN	CT	056030	04-06	723	10/27/2005		Summary Release		7,132.02	0.00					
IN	GL	001788	04-06	JE04-1	11/3/2005		CORR SA#ERR OCTPR#1		4,669.30	109.28					
IN	RI	055617	04-06	681	10/14/2005		Summary Release		0.00	47.02					
^ AP	VO	043107	03-06	049805	9/27/2005		Summary Release		4.10	0.00					
IN	CT	056701	05-06	716	11/28/2005		Summary Release		10,089.62	0.00					
GJ	GL	001822	05-06	JE05-3	12/5/2005		CORR SA#ERRS NOV P/R#1		4,860.39	0.00					
PO	R	056691	05-06		11/29/2005		NON STOCK DIRECTLY CHARGED TO		7.48	0.00					
IN	RI	056477	05-06	675	11/14/2005		Summary Release		0.00	107.69					
IN	CT	057359	06-06	689	12/27/2005		Summary Release		3,472.21	0.00					
GJ	GL	001855	06-06		12/22/2005		Summary Release		3,037.00	0.00					
IN	CT	057542	07-06	639	1/3/2006		Summary Release		1,470.86	0.00					
GJ	GL	001870	07-06		1/19/2006		Summary Release		1,970.38	0.00					
IN	CT	058746	08-06	718	2/22/2006		Summary Release		2,531.11	0.00					
GJ	GL	001898	08-06		2/16/2006		Summary Release		4,492.76	0.00					
IN	CT	059630	09-06	736	3/28/2006		Summary Release		27,069.41	0.00					
GJ	GL	001946	09-06		3/30/2006		Summary Release		13,485.66	0.00					
PO	R	059151	09-06		3/9/2006		NON STOCK DIRECTLY CHARGED TO		3,816.16	0.00					
AP	VO	045995	09-06	053120	3/6/2006		Summary Release		9.34	0.00					
IN	CT	060371	10-06	721	4/24/2006		Summary Release		21,288.86	0.00					
GJ	GL	001965	10-06		4/27/2006		Summary Release		7,442.44	0.00					
PO	R	059901	10-06		4/12/2006		NON STOCK DIRECTLY CHARGED TO		18.82	0.00					
IN	RI	060363	10-06	711	4/24/2006		Summary Release		0.00	4,280.48					
AP	VO	046710	10-06	053921	4/17/2006		Summary Release		7,295.51	0.00					
IN	CT	061221	11-06	744	5/30/2006		Summary Release		17,609.96	0.00					
GJ	GL	001994	11-06		5/25/2006		Summary Release		9,378.73	0.00					
PO	R	060837	11-06		5/23/2006		NON STOCK DIRECTLY CHARGED TO		2,757.90	0.00					
AP	VO	047246	11-06	054506	5/12/2006		Summary Release		7.54	0.00					
IN	CT	062140	12-06	814	6/29/2006		Summary Release		45,091.08	0.00					
GJ	GL	002048	12-06	PAYACC12	7/6/2006		YEAR END PAYROLL ACCRUAL		22,430.29	267,281.50					
PO	R	062140	12-06		6/30/2006		NON STOCK DIRECTLY CHARGED TO		6,911.04	0.00					
IN	RI	062133	12-06	799	6/29/2006		Summary Release		0.00	3,512.80					
AP	VO	047956	12-06	055312	6/15/2006		Summary Release		18,010.76	0.00					
								Acct	107215	Total	0.00	292,509.72	292,509.72	0.00	
								Acct	107220	CONSTRUCTION CABLE EQUIPMENT	Sub: 01	Balance Sheet			
PO	R	052736	01-06		6/28/2005		NON STOCK DIRECTLY CHARGED TO		604.80	0.00					
AP	VO	041717	01-06	048107	6/29/2005		Summary Release		2,270.01	0.00					
PO	R	054215	02-06		8/26/2005		NON STOCK DIRECTLY CHARGED TO		10,243.46	0.00					

Date: Tuesday, December 05, 2006
 Time: 01:55PM
 User: staylor

Frankfort Plant Board
 Detail General Ledger - Standard
 Periods: 01-06 Through 12-06 As of: 12/3/2006 Ledger ID: 00001

Page: 24 of 318
 Report: 01620.rpt
 Company: 00001

Jrnl	Tran	Bat	Per	Reference	Tran	Tran	Description	Beginning	Debit	Credit	Ending			
Type	Type	Nbr	Ent	Nbr	Date			Balance	Amount	Amount	Balance			
AP	VO	042305	02-06	048841	8/11/2005		Summary Release		5.69	0.00				
PO	R	055117	03-06		9/28/2005		NON STOCK DIRECTLY CHARGED TO		7,731.20	0.00				
^AP	VO	042544	02-06	049148	8/26/2005		Summary Release		1,190.81	0.00				
PO	R	055463	04-06		10/11/2005		NON STOCK DIRECTLY CHARGED TO		1,796.42	0.00				
AP	VO	043317	04-06	050055	10/7/2005		Summary Release		180.77	0.00				
PO	R	056561	05-06		11/21/2005		NON STOCK DIRECTLY CHARGED TO		326.27	0.00				
^AP	VO	042841	03-06	049485	9/14/2005		Summary Release		61.00	0.00				
PO	R	057414	06-06		12/28/2005		NON STOCK DIRECTLY CHARGED TO		3,791.77	0.00				
AP	AD	045241	07-06	052263	1/24/2006		Summary Release		0.00	517.50				
IN	CT	058014	07-06	715	1/24/2006		Summary Release		22.56	0.00				
PO	R	058092	07-06		1/26/2006		NON STOCK DIRECTLY CHARGED TO		954.00	0.00				
AP	VO	044847	07-06	051834	1/4/2006		Summary Release		2,643.22	0.00				
PO	R	058659	08-06		2/21/2006		NON STOCK DIRECTLY CHARGED TO		228.16	0.00				
^AP	VO	045306	07-06	052321	1/26/2006		Summary Release		137.90	0.00				
PO	R	059194	09-06		3/10/2006		NON STOCK DIRECTLY CHARGED TO		3,869.97	0.00				
PO	R	060173	10-06		4/21/2006		NON STOCK DIRECTLY CHARGED TO		2,357.00	0.00				
AP	VO	046681	10-06	053893	4/13/2006		Summary Release		50.69	0.00				
PO	R	060813	11-06		5/23/2006		NON STOCK DIRECTLY CHARGED TO		4,431.35	0.00				
AP	VO	047328	11-06	054624	5/17/2006		Summary Release		-64.83	0.00				
IN	CT	062136	12-06	809	6/29/2006		Summary Release		89.90	0.00				
GJ	GL	002026	12-06	JE12-3	7/3/2006		KP ERROR ACCT#		17,915.99	93,662.41				
PO	R	062039	12-06		6/28/2006		NON STOCK DIRECTLY CHARGED TO		33,026.46	0.00				
AP	VO	048298	12-06	055673	6/30/2006		Summary Release		350.76	0.00				
PO	X	062093	12-06		6/29/2006		NON STOCK DIRECTLY CHARGED TO		0.00	35.42				
								Acct	107220	Total	0.00	94,215.33	94,215.33	0.00

Acct:	107225	CONSTRUCTION CHANNEL 10 EQUIPM Sub: 01	Balance Sheet			
PO	R	053402	7/26/2005	NON STOCK DIRECTLY CHARGED TO	14,395.55	0.00
IN	CT	054036	8/16/2005	Summary Release	18.06	0.00
PO	R	053818	8/10/2005	NON STOCK DIRECTLY CHARGED TO	6,922.00	0.00
AP	VO	042278	8/10/2005	Summary Release	102.64	0.00
IN	CT	055100	9/28/2005	Summary Release	1,172.63	0.00
PO	R	055144	9/29/2005	NON STOCK DIRECTLY CHARGED TO	701.91	0.00
IN	CT	055528	10/11/2005	NON STOCK DIRECTLY CHARGED TO	216.06	0.00
PO	R	055842	10/21/2005	NON STOCK DIRECTLY CHARGED TO	2,417.55	0.00
^AP	VO	043162	9/29/2005	Summary Release	29.25	0.00
PO	R	056616	11/23/2005	NON STOCK DIRECTLY CHARGED TO	607.80	0.00
PO	R	057355	12/27/2005	NON STOCK DIRECTLY CHARGED TO	707.38	0.00

Date: Tuesday, December 05, 2006
 Time: 01:55PM
 User: staylor

Frankfort Plant Board
 Detail General Ledger - Standard
 Periods: 01-06 Through 12-06 As of: 12/31/2006 Ledger ID: 00001

Page: 25 of 318
 Report: 01620.rpt
 Company: 00001

Jrnl	Tran	Bat	Per	Reference	Tran	Tran	Description	Beginning Balance	Debit Amount	Credit Amount	Ending Balance
Type	Type	Nbr	Ent	Nbr	Date						
AP	VO	044534	06-06	051451	12/15/2005		Summary Release		313.45	0.00	0.00
PO	R	058085	07-06		1/26/2006		NON STOCK DIRECTLY CHARGED TO		6,524.90	0.00	0.00
AP	VO	045299	07-06	052322	1/26/2006		Summary Release		354.43	0.00	0.00
^ AP	VO	045300	07-06	052313	1/26/2006		Summary Release		28.05	0.00	0.00
IN	CT	059592	09-06	707	3/28/2006		Summary Release		95.00	0.00	0.00
PO	R	059065	09-06		3/9/2006		NON STOCK DIRECTLY CHARGED TO		695.85	0.00	0.00
AP	VO	046050	09-06	053174	3/9/2006		Summary Release		10.40	0.00	0.00
PO	R	060227	10-06		4/27/2006		NON STOCK DIRECTLY CHARGED TO		1,109.45	0.00	0.00
PO	R	060833	11-06		5/23/2006		NON STOCK DIRECTLY CHARGED TO		6,853.35	0.00	0.00
AP	VO	047414	11-06	054721	5/23/2006		Summary Release		35.80	0.00	0.00
GJ	GL	002053	12-06	FYE1	7/6/2006		YEAR END A/P ACCRUALS		225.00		66,704.26
PO	R	062045	12-06		6/28/2006		NON STOCK DIRECTLY CHARGED TO		23,161.90	0.00	0.00
AP	VO	048070	12-06	055453	6/21/2006		Summary Release		5.85	0.00	0.00
Acct 107225 Total								0.00	66,704.26	66,704.26	0.00

Acct:	107230	CONSTRUCTION CABLE TV EQUIPMEN	Sub:	01	Balance Sheet						
PO	R	054146	02-06		8/25/2005		NON STOCK DIRECTLY CHARGED TO		0.00	0.00	0.00
AP	VO	042402	02-06	048969	8/18/2005		Summary Release		2,139.57	0.00	0.00
PO	R	054950	03-06		9/23/2005		NON STOCK DIRECTLY CHARGED TO		9.41	0.00	0.00
AP	VO	042833	03-06	049477	9/14/2005		Summary Release		1,673.05	0.00	0.00
PO	X	054737	03-06		9/15/2005		NON STOCK DIRECTLY CHARGED TO		82.54	0.00	0.00
PO	R	055996	04-06		10/27/2005		NON STOCK DIRECTLY CHARGED TO		3,026.52	0.00	184.40
AP	VO	043533	04-06	050311	10/19/2005		Summary Release		-119.88	0.00	0.00
AP	AD	044106	05-06	050970	11/17/2005		Summary Release		0.00	0.12	0.12
PO	R	056555	05-06		11/18/2005		NON STOCK DIRECTLY CHARGED TO		2,479.63	0.00	0.00
PO	X	056495	05-06		11/17/2005		NON STOCK DIRECTLY CHARGED TO		0.00	297.52	297.52
AP	VO	044653	06-06	051627	12/21/2005		Summary Release		169.52	0.00	0.00
			07-06						0.00	0.00	0.00
PO	R	058544	08-06		2/15/2006		NON STOCK DIRECTLY CHARGED TO		6,049.11	0.00	0.00
AP	VO	045610	08-06	052643	2/10/2006		Summary Release		12.76	0.00	0.00
PO	R	059242	09-06		3/15/2006		NON STOCK DIRECTLY CHARGED TO		893.73	0.00	0.00
AP	VO	046101	09-06	053226	3/10/2006		Summary Release		15.87	0.00	0.00
PO	R	060223	10-06		4/27/2006		NON STOCK DIRECTLY CHARGED TO		2,115.31	0.00	0.00
AP	VO	046502	10-06	053699	4/5/2006		Summary Release		10.00	0.00	0.00
GJ	GL	002012	11-06	JE11-3	6/5/2006		KP ERR ACCT # J LASHER		3,388.00	0.00	0.00
GJ	GL	002053	12-06	FYE1	7/6/2006		YEAR END A/P ACCRUALS		641.47		23,530.15
PO	R	062055	12-06		6/28/2006		NON STOCK DIRECTLY CHARGED TO		1,541.28	0.00	0.00

Date: Tuesday, December 05, 2006
 Time: 01:55PM
 User: staylor

Frankfort Plant Board
Detail General Ledger - Standard
 Periods: 01-06 Through 12-06 As of: 12/31/2006 Ledger ID: 00001

Page: 26 of 318
 Report: 01620.rpt
 Company: 00001

Acct:	Jrnl	Tran	Bat	Per	Reference	Tran	Tran	Description	Beginning	Debit	Credit	Ending
	Type	Type	Nbr	Ent	Nbr	Date			Balance	Amount	Amount	Balance
AP	VO	047635		12-06	054962	6/1/2006		Summary Release	0.00	-115.70	0.00	0.00
						Acct	107230	Total	0.00	24,012.19	24,012.19	0.00
Acct: 107235						Sub: 01						Balance Sheet
IN	CT	053491		01-06	718	7/28/2005		Summary Release		124,529.56	0.00	
GJ	GL	001689		01-06	RPAYACCO1	7/29/2005		REVERSE EOY PAYROLL ACCRUAL		22,942.90	4,596.18	
PO	R	053239		01-06		7/19/2005		NON STOCK DIRECTLY CHARGED TO		13,464.54	0.00	
IN	RI	052843		01-06	637	6/30/2005		Summary Release		0.00	48.29	
^AP	VO	041338		12-05	047651	6/20/2005		Summary Release		-1.00	0.00	
IN	CT	054121		02-06	762	8/22/2005		Summary Release		152,902.65	0.00	
GJ	GL	001736		02-06	JE02-2	9/8/2005		KP ERROR ACCT#		40,761.25	0.00	
PO	R	054120		02-06		8/25/2005		NON STOCK DIRECTLY CHARGED TO		30,826.87	0.00	
IN	RI	053622		02-06	630	8/2/2005		Summary Release		0.00	72.52	
AP	VO	042423		02-06	048990	8/19/2005		Summary Release		197.98	0.00	
IN	CT	055114		03-06	751	9/28/2005		Summary Release		129,787.65	0.00	
GJ	GL	001766		03-06	JE03-4	10/12/2005		CORR SA#ERRS SEPTPR#2		72,059.63	18,933.78	
PO	R	055154		03-06	655	9/29/2005		NON STOCK DIRECTLY CHARGED TO		6,687.08	0.00	
IN	RI	054657		03-06	655	9/14/2005		Summary Release		0.00	18.01	
AP	VO	042953		03-06	049616	9/20/2005		Summary Release		5.60	0.00	
IN	CT	058114		03-06	751	9/28/2005		Summary Release		129,787.65	0.00	
GJ	GL	001766		03-06	JE03-4	10/12/2005		CORR SA#ERRS SEPTPR#2		72,059.63	18,933.78	
PO	R	055154		03-06	655	9/29/2005		NON STOCK DIRECTLY CHARGED TO		6,687.08	0.00	
IN	RI	054657		03-06	655	9/14/2005		Summary Release		0.00	18.01	
AP	VO	042953		03-06	049616	9/20/2005		Summary Release		5.60	0.00	
IN	CT	058114		03-06	751	9/28/2005		Summary Release		129,787.65	0.00	
GJ	GL	001766		03-06	JE03-4	10/12/2005		CORR SA#ERRS SEPTPR#2		72,059.63	18,933.78	
PO	R	055154		03-06	655	9/29/2005		NON STOCK DIRECTLY CHARGED TO		6,687.08	0.00	
IN	RI	054657		03-06	655	9/14/2005		Summary Release		0.00	18.01	
AP	VO	042953		03-06	049616	9/20/2005		Summary Release		5.60	0.00	
IN	CT	058114		03-06	751	9/28/2005		Summary Release		129,787.65	0.00	
GJ	GL	001766		03-06	JE03-4	10/12/2005		CORR SA#ERRS SEPTPR#2		72,059.63	18,933.78	
PO	R	055154		03-06	655	9/29/2005		NON STOCK DIRECTLY CHARGED TO		6,687.08	0.00	
IN	RI	054657		03-06	655	9/14/2005		Summary Release		0.00	18.01	
AP	VO	042953		03-06	049616	9/20/2005		Summary Release		5.60	0.00	
IN	CT	058114		03-06	751	9/28/2005		Summary Release		129,787.65	0.00	
GJ	GL	001766		03-06	JE03-4	10/12/2005		CORR SA#ERRS SEPTPR#2		72,059.63	18,933.78	
PO	R	055154		03-06	655	9/29/2005		NON STOCK DIRECTLY CHARGED TO		6,687.08	0.00	
IN	RI	054657		03-06	655	9/14/2005		Summary Release		0.00	18.01	
AP	VO	042953		03-06	049616	9/20/2005		Summary Release		5.60	0.00	
IN	CT	058114		03-06	751	9/28/2005		Summary Release		129,787.65	0.00	
GJ	GL	001766		03-06	JE03-4	10/12/2005		CORR SA#ERRS SEPTPR#2		72,059.63	18,933.78	
PO	R	055154		03-06	655	9/29/2005		NON STOCK DIRECTLY CHARGED TO		6,687.08	0.00	
IN	RI	054657		03-06	655	9/14/2005		Summary Release		0.00	18.01	
AP	VO	042953		03-06	049616	9/20/2005		Summary Release		5.60	0.00	
IN	CT	058114		03-06	751	9/28/2005		Summary Release		129,787.65	0.00	
GJ	GL	001766		03-06	JE03-4	10/12/2005		CORR SA#ERRS SEPTPR#2		72,059.63	18,933.78	
PO	R	055154		03-06	655	9/29/2005		NON STOCK DIRECTLY CHARGED TO		6,687.08	0.00	
IN	RI	054657		03-06	655	9/14/2005		Summary Release		0.00	18.01	
AP	VO	042953		03-06	049616	9/20/2005		Summary Release		5.60	0.00	
IN	CT	058114		03-06	751	9/28/2005		Summary Release		129,787.65	0.00	
GJ	GL	001766		03-06	JE03-4	10/12/2005		CORR SA#ERRS SEPTPR#2		72,059.63	18,933.78	
PO	R	055154		03-06	655	9/29/2005		NON STOCK DIRECTLY CHARGED TO		6,687.08	0.00	
IN	RI	054657		03-06	655	9/14/2005		Summary Release		0.00	18.01	
AP	VO	042953		03-06	049616	9/20/2005		Summary Release		5.60	0.00	
IN	CT	058114		03-06	751	9/28/2005		Summary Release		129,787.65	0.00	
GJ	GL	001766		03-06	JE03-4	10/12/2005		CORR SA#ERRS SEPTPR#2		72,059.63	18,933.78	
PO	R	055154		03-06	655	9/29/2005		NON STOCK DIRECTLY CHARGED TO		6,687.08	0.00	
IN	RI	054657		03-06	655	9/14/2005		Summary Release		0.00	18.01	
AP	VO	042953		03-06	049616	9/20/2005		Summary Release		5.60	0.00	
IN	CT	058114		03-06	751	9/28/2005		Summary Release		129,787.65	0.00	
GJ	GL	001766		03-06	JE03-4	10/12/2005		CORR SA#ERRS SEPTPR#2		72,059.63	18,933.78	
PO	R	055154		03-06	655	9/29/2005		NON STOCK DIRECTLY CHARGED TO		6,687.08	0.00	
IN	RI	054657		03-06	655	9/14/2005		Summary Release		0.00	18.01	
AP	VO	042953		03-06	049616	9/20/2005		Summary Release		5.60	0.00	
IN	CT	058114		03-06	751	9/28/2005		Summary Release		129,787.65	0.00	
GJ	GL	001766		03-06	JE03-4	10/12/2005		CORR SA#ERRS SEPTPR#2		72,059.63	18,933.78	
PO	R	055154		03-06	655	9/29/2005		NON STOCK DIRECTLY CHARGED TO		6,687.08	0.00	
IN	RI	054657		03-06	655	9/14/2005		Summary Release		0.00	18.01	
AP	VO	042953		03-06	049616	9/20/2005		Summary Release		5.60	0.00	
IN	CT	058114		03-06	751	9/28/2005		Summary Release		129,787.65	0.00	
GJ	GL	001766		03-06	JE03-4	10/12/2005		CORR SA#ERRS SEPTPR#2		72,059.63	18,933.78	
PO	R	055154		03-06	655	9/29/2005		NON STOCK DIRECTLY CHARGED TO		6,687.08	0.00	
IN	RI	054657		03-06	655	9/14/2005		Summary Release		0.00	18.01	
AP	VO	042953		03-06	049616	9/20/2005		Summary Release		5.60	0.00	
IN	CT	058114		03-06	751	9/28/2005		Summary Release		129,787.65	0.00	
GJ	GL	001766		03-06	JE03-4	10/12/2005		CORR SA#ERRS SEPTPR#2		72,059.63	18,933.78	
PO	R	055154		03-06	655	9/29/2005		NON STOCK DIRECTLY CHARGED TO		6,687.08	0.00	
IN	RI	054657		03-06	655	9/14/2005		Summary Release		0.00	18.01	
AP	VO	042953		03-06	049616	9/20/2005		Summary Release		5.60	0.00	
IN	CT	058114		03-06	751	9/28/2005		Summary Release		129,787.65	0.00	
GJ	GL	001766		03-06	JE03-4	10/12/2005		CORR SA#ERRS SEPTPR#2		72,059.63	18,933.78	
PO	R	055154		03-06	655	9/29/2005		NON STOCK DIRECTLY CHARGED TO		6,687.08	0.00	
IN	RI	054657		03-06	655	9/14/2005		Summary Release		0.00	18.01	
AP	VO	042953		03-06	049616	9/20/2005		Summary Release		5.60	0.00	
IN	CT	058114		03-06	751	9/28/2005		Summary Release		129,787.65	0.00	
GJ	GL	001766		03-06	JE03-4	10/12/2005		CORR SA#ERRS SEPTPR#2		72,059.63	18,933.78	
PO	R	055154		03-06	655	9/29/2005		NON STOCK DIRECTLY CHARGED TO		6,687.08	0.00	
IN	RI	054657		03-06	655	9/14/2005		Summary Release		0.00	18.01	
AP	VO	042953		03-06	049616	9/20/2005		Summary Release		5.60	0.00	
IN	CT	058114		03-06	751	9/28/2005		Summary Release		129,787.65	0.00	
GJ	GL	001766		03-06	JE03-4	10/12/2005		CORR SA#ERRS SEPTPR#2		72,059.63	18,933.78	
PO	R	055154		03-06	655	9/29/2005		NON STOCK DIRECTLY CHARGED TO		6,687.08	0.00	
IN	RI	054657		03-06	655	9/14/2005		Summary Release		0.00	18.01	
AP	VO	042953		03-06	049616	9/20/2005		Summary Release		5.60	0.00	
IN	CT	058114		03-06	751	9/28/2005		Summary Release		129,787.65	0.00	
GJ	GL	001766		03-06	JE03-4	10/12/2005		CORR SA#ERRS SEPTPR#2		72,059.63	18,933.78	
PO	R	055154		03-06	655	9/29/2005		NON STOCK DIRECTLY CHARGED TO		6,687.08	0.00	
IN	RI	0546										

Date: Tuesday, December 05, 2006
 Time: 01:55PM
 User: staylor

Frankfort Plant Board
Detail General Ledger - Standard
 Periods: 01-06 Through 12-06 As of: 12/31/2006 Ledger ID: 00001

Page: 27 of 318
 Report: 01620.rpt
 Company: 00001

Jrnl	Tran	Bat	Per	Reference	Tran	Tran	Description	Beginning	Debit	Credit	Ending
Type	Type	Nbr	Ent	Nbr	Date	Date		Balance	Amount	Amount	Balance
IN	CT	058756	08-06	728	2/22/2006	2/22/2006	Summary Release		141,361.65	0.00	
GJ	GL	001905	08-06	RS08	3/1/2006	3/1/2006	FEBRUARY CASH RECEIPTS		31,867.04	15,415.20	
PO	R	058663	08-06		2/22/2006	2/22/2006	NON STOCK DIRECTLY CHARGED TO		10,822.15	0.00	
IN	RI	058715	08-06	693	2/22/2006	2/22/2006	Summary Release		0.00	722.79	
AP	VO	045774	08-06	052823	2/22/2006	2/22/2006	Summary Release		800.93	0.00	
IN	CT	059628	09-06	734	3/28/2006	3/28/2006	Summary Release		181,344.90	0.00	
GJ	GL	001934	09-06	JE09-3	3/27/2006	3/27/2006	KP ERROR ACCT #		58,016.29	622.80	
PO	R	059508	09-06		3/27/2006	3/27/2006	NON STOCK DIRECTLY CHARGED TO		554.04	0.00	
AP	VO	046350	09-06	053542	3/28/2006	3/28/2006	Summary Release		304.35	0.00	
PO	X	059258	09-06		3/16/2006	3/16/2006	NON STOCK DIRECTLY CHARGED TO		0.00	537.60	
AP	AD	046683	10-06	053895	4/13/2006	4/13/2006	Summary Release		0.00	57.50	
IN	CT	060370	10-06	720	4/24/2006	4/24/2006	Summary Release		129,398.11	0.00	
GJ	GL	001977	10-06	RS10	4/27/2006	4/27/2006	APRIL REVENUE SUMMARY		30,779.42	450.00	
PO	R	060240	10-06		4/28/2006	4/28/2006	NON STOCK DIRECTLY CHARGED TO		1,533.05	0.00	
AP	VO	046825	10-06	054039	4/21/2006	4/21/2006	Summary Release		67.54	0.00	
IN	CT	061222	11-06	745	5/30/2006	5/30/2006	Summary Release		167,190.92	0.00	
GJ	GL	001995	11-06	RS11	5/12/2006	5/12/2006	MAY REVENUE SUMMARY		31,810.48	260.80	
PO	R	061134	11-06		5/30/2006	5/30/2006	NON STOCK DIRECTLY CHARGED TO		8,823.32	0.00	
IN	RI	061172	11-06	717	5/26/2006	5/26/2006	Summary Release		0.00	2,305.45	
AP	VO	047241	11-06	054501	5/12/2006	5/12/2006	Summary Release		23.97	0.00	
IN	CT	048028	12-06	055393	6/19/2006	6/19/2006	Summary Release		0.00	4,570.87	
AP	AD	062131	12-06	797	6/29/2006	6/29/2006	Summary Release		171,311.18	0.00	
GJ	GL	002025	12-06	RS12	7/2/2006	7/2/2006	JUNE REVENUE SUMMARY		43,576.42	2,107,625.11	
PO	R	062015	12-06		6/28/2006	6/28/2006	NON STOCK DIRECTLY CHARGED TO		35,627.27	0.00	
IN	RI	061935	12-06	722	6/27/2006	6/27/2006	Summary Release		0.00	33,270.06	
AP	VO	048147	12-06	055523	6/26/2006	6/26/2006	Summary Release		462.24	0.00	
Acct: 107235	CONST. FSN PLANT				Sub: 10				Electric		
			01-06						0.00	0.00	*
			02-06						0.00	0.00	*
			03-06						0.00	0.00	*
			04-06						0.00	0.00	*
			05-06						0.00	0.00	*
IN	CT	057207	06-06	652	12/16/2005	12/16/2005	Summary Release		11.02	0.00	
GJ	GL	001842	06-06	JE06-2	12/30/2005	12/30/2005	KP ERROR ACCT#		0.00	11.02	
			07-06						0.00	0.00	*
IN	CT	058677	08-06	686	2/17/2006	2/17/2006	Summary Release		74.10	0.00	
GJ	GL	001899	08-06	JE08-3	2/23/2006	2/23/2006	KP ERROR ACCT#		0.00	74.10	
			09-06						0.00	0.00	*

Date: Tuesday, December 05, 2006
 Time: 01:55PM
 User: staylor

Frankfort Plant Board
 Detail General Ledger - Standard
 Periods: 01-06 Through 12-06 As of: 12/31/2006 Ledger ID: 00001

Page: 28 of 318
 Report: 01620.rpt
 Company: 00001

Jrnl Type	Tran Type	Bat Nbr	Per Ent	Reference Nbr	Tran Date	Tran Description	Beginning Balance	Debit Amount	Credit Amount	Ending Balance	
IN	CT	061329	12-06	621	6/6/2006	Summary Release	0.00	0.00	0.00	*	
GJ	GL	002042	12-06	JE12-3	7/10/2006	KP ERROR ACCT#	29.96	0.00	0.00	*	
Acct: 107235 CONST. FSN PLANT Sub: 30							Cable	0.00	29.96	29.96	*
		01-06					0.00	0.00	0.00	*	
		02-06					0.00	0.00	0.00	*	
		03-06					0.00	0.00	0.00	*	
		04-06					0.00	0.00	0.00	*	
		05-06					0.00	0.00	0.00	*	
		06-06					0.00	0.00	0.00	*	
		07-06					0.00	0.00	0.00	*	
IN	CT	058727	08-06	705	2/22/2006	Summary Release	47.39	0.00	0.00	*	
GJ	GL	001900	08-06	JE08-03	2/23/2006	KP ERROR ACCT#	0.00	0.00	47.39	*	
		09-06					0.00	0.00	0.00	*	
		10-06					0.00	0.00	0.00	*	
		11-06					0.00	0.00	0.00	*	
		12-06					0.00	0.00	0.00	*	
Acct: 107235 CONST. FSN PLANT Sub: 40							General	0.00	0.00	0.00	*
		01-06					0.00	0.00	0.00	*	
		02-06					0.00	0.00	0.00	*	
		03-06					0.00	0.00	0.00	*	
		04-06					0.00	0.00	0.00	*	
		05-06					0.00	0.00	0.00	*	
		06-06					0.00	0.00	0.00	*	
		07-06					0.00	0.00	0.00	*	
		08-06					0.00	0.00	0.00	*	
		09-06					0.00	0.00	0.00	*	
		10-06					0.00	0.00	0.00	*	
IN	CT	060571	11-06	610	5/3/2006	Summary Release	117.04	0.00	0.00	*	
GJ	GL	002000	11-06	JE11-3	6/1/2006	KP ERROR ACCT#	0.00	0.00	117.04	*	
		12-06					0.00	0.00	0.00	*	
Acct: 107312 CONSTRUCTION S OF S RIVER INTA Sub: 01							Total	0.00	2,194,213.36	2,194,213.36	0.00
		01-06					0.00	0.00	0.00	*	
		02-06					0.00	0.00	0.00	*	
		03-06					0.00	0.00	0.00	*	

Balance Sheet

Date: Tuesday, December 05, 2006
 Time: 01:56PM
 User: staylor

Frankfort Plant Board
Detail General Ledger - Standard
 Periods: 01-06 Through 12-06 As of: 12/3/2006 Ledger ID: 00001

Page: 29 of 318
 Report: 01620.rpt
 Company: 00001

Jrnl Type	Tran Type	Bat Nbr	Per Ent	Reference Nbr	Tran Date	Tran Description	Beginning Balance	Debit Amount	Credit Amount	Ending Balance
PO	R	057797	07-06		1/18/2006	NON STOCK DIRECTLY CHARGED TO		1,533.40	0.00	1,533.40
GJ	GL	001898	08-06		2/16/2006			0.00	0.00	1,533.40
PO	R	058715	08-06		2/23/2006	NON STOCK DIRECTLY CHARGED TO		1,680.72	0.00	3,214.12
IN	CT	059258	09-06	442	3/14/2006	Summary Release		1,426.55	0.00	4,640.67
GJ	GL	001946	09-06		3/30/2006			2,379.77	0.00	7,020.44
PO	R	058978	09-06		3/6/2006	DGA CRUSHED STONE		2,380.01	0.00	9,400.45
AP	VO	045976	09-06	053101	3/6/2006	Summary Release		852.32	0.00	10,252.77
PO	R	060125	10-06		4/19/2006	NON STOCK DIRECTLY CHARGED TO		2.10	0.00	10,254.87
PO	R	060124	10-06		4/19/2006	NON STOCK DIRECTLY CHARGED TO		731.85	0.00	10,986.72
AP	VO	047432	11-06	054741	5/23/2006	Summary Release		0.00	545.85	11,532.57
GJ	GL	002056	12-06		7/6/2006	CLOSE CONST TO PLANT FY2006		21.96	0.00	11,554.53
Act: 107312 Total							0.00	11,008.68	11,008.68	0.00

Acct:	107325	CONSTRUCTION PUMPING EQUIPMENTS	Sub: 01	Balance Sheet
	01-06			0.00
	02-06			0.00
	03-06			0.00
	04-06			0.00
	05-06			0.00
	06-06			0.00
GJ	GL	001855	12/22/2005	459.26
PO	R	057438	12/28/2005	422.04
	07-06			0.00
GJ	GL	001898	2/16/2006	443.25
	09-06			0.00
	10-06			0.00
	11-06			0.00
GJ	GL	002056	7/6/2006	0.00
Act: 107325 Total				1,324.55

Acct:	107331	CONSTRUCTION TREATMENT STRUCTS	Sub: 01	Balance Sheet
	01-06			0.00
	02-06			0.00
	03-06			0.00
	04-06			0.00
	05-06			0.00
	06-06			0.00
Act: 107331 Total				0.00

Date: Tuesday, December 05, 2006
 Time: 01:55PM
 User: staylor

Frankfort Plant Board
Detail General Ledger - Standard
 Periods: 01-06 Through 12-06 As of: 12/31/2006 Ledger ID: 00001

Page: 30 of 318
 Report: 01620.rpt
 Company: 00001

Jrnl	Tran	Bat	Per	Reference	Tran	Tran	Beginning	Debit	Credit	Ending
Type	Type	Nbr	Ent	Nbr	Date	Description	Balance	Amount	Amount	Balance
AP	VO	046898	07-06				0.00	0.00	0.00	*
			08-06				0.00	0.00	0.00	*
			09-06				0.00	0.00	0.00	*
AP	VO	046898	10-06	054154	4/27/2006	Summary Release	1,515.45	1,515.45	0.00	*
			11-06				0.00	0.00	0.00	*
GU	GL	002056	12-06	CLOSECONST	7/6/2006	CLOSE CONST TO PLANT FY2006	0.00	0.00	1,515.45	*
Acct: 107332 CONSTRUCTION TREATMENT EQUIPMSub: 01							0.00	1,515.45	1,515.45	0.00
Balance Sheet										
			01-06				0.00	0.00	0.00	*
			02-06				0.00	0.00	0.00	*
			03-06				0.00	0.00	0.00	*
PO	R	055720	04-06		10/19/2005	NON STOCK DIRECTLY CHARGED TO	1,090.00	0.00	0.00	*
AP	VO	043536	04-06	050314	10/19/2005	Summary Release	57.00	57.00	0.00	*
			05-06				0.00	0.00	0.00	*
			06-06				0.00	0.00	0.00	*
			07-06				0.00	0.00	0.00	*
PO	R	058204	08-06		1/30/2006	NON STOCK DIRECTLY CHARGED TO	301,475.00	0.00	0.00	*
AP	VO	045399	08-06	052421	1/30/2006	Summary Release	-133.00	0.00	0.00	*
GU	GL	001951	09-06	JE09-1	4/8/2006	RECLASS CHG FILTMEJAREP9544	374,500.00	0.00	0.00	*
PO	R	059403	09-06		3/22/2006	NON STOCK DIRECTLY CHARGED TO	4,960.00	0.00	0.00	*
AP	VO	046258	09-06	053396	3/22/2006	Summary Release	40.00	0.00	0.00	*
PO	R	059572	10-06		3/30/2006	NON STOCK DIRECTLY CHARGED TO	2,530.61	0.00	0.00	*
			11-06				0.00	0.00	0.00	*
GU	GL	002056	12-06	CLOSECONST	7/6/2006	CLOSE CONST TO PLANT FY2006	0.00	0.00	689,519.61	*
AP	VO	048194	12-06	055569	6/28/2006	Summary Release	5,000.00	0.00	0.00	*
Acct: 107341 CONSTRUCT WATER DIST STRUCTURESub: 01							0.00	689,519.61	689,519.61	0.00
Balance Sheet										
			01-06				0.00	0.00	0.00	*
			02-06				0.00	0.00	0.00	*
			03-06				380.00	0.00	0.00	*
			04-06				0.00	0.00	0.00	*
			05-06				0.00	0.00	0.00	*
			06-06				0.00	0.00	0.00	*
			07-06				0.00	0.00	0.00	*
			08-06				0.00	0.00	0.00	*
			09-06				0.00	0.00	0.00	*
			10-06				0.00	0.00	0.00	*

Jrnl	Tran	Bat	Per	Reference	Tran	Tran	Beginning	Debit	Credit	Ending
Type	Type	Nbr	Ent	Nbr	Date	Description	Balance	Amount	Amount	Balance
PO	R	054625	03-06		9/14/2005	NON STOCK DIRECTLY CHARGED TO	380.00	0.00	0.00	*
			04-06				0.00	0.00	0.00	*
			05-06				0.00	0.00	0.00	*
			06-06				0.00	0.00	0.00	*
			07-06				0.00	0.00	0.00	*
			08-06				0.00	0.00	0.00	*
			09-06				0.00	0.00	0.00	*
			10-06				0.00	0.00	0.00	*

Date: Tuesday, December 05, 2006
 Time: 01:55PM
 User: staylor

Frankfort Plant Board
Detail General Ledger - Standard
 Periods: 01-06 Through 12-06 As of: 12/3/2006 Ledger ID: 00001

Page: 31 of 318
 Report: 01620.rpt
 Company: 00001

Jrnl	Tran	Bat	Per	Reference	Tran	Tran	Beginning	Debit	Credit	Ending	
Type	Type	Nbr	Ent	Nbr	Date	Description	Balance	Amount	Amount	Balance	
GJ	GL	002056	12-06	CLOSECONST	7/6/2006	CLOSE CONST TO PLANT FY2006	0.00	0.00	0.00	380.00	
			11-06		Acct	107341	Total	0.00	380.00	380.00	
Acct:	107343	CONSTRUCT WATER DISTRIBUTION M Sub: 01									Balance Sheet
IN	CT	053122	01-06	414	7/14/2005	Summary Release		2,842.96	0.00	0.00	
GJ	GL	001691	01-06		7/21/2005	Summary Release		425.03	0.00	0.00	
IN	RI	052969	01-06	402	7/7/2005	Summary Release		0.00	23.67	0.00	
IN	CT	054151	02-06	445	8/23/2005	Summary Release		15,042.45	0.00	0.00	
GJ	GL	001721	02-06		8/18/2005	Summary Release		1,536.76	0.00	0.00	
PO	R	054145	02-06		8/25/2005	# 57 STONE		1,153.72	0.00	0.00	
IN	RI	053668	02-06	407	8/3/2005	Summary Release		0.00	300.94	0.00	
AP	VO	042469	02-06	049051	8/24/2005	Summary Release		10.81	0.00	0.00	
IN	CT	055221	03-06	476	9/29/2005	Summary Release		38,049.82	0.00	0.00	
GJ	GL	001766	03-06	JE03-4	10/12/2005	CORR SA#ERRS SEPTPR#2		12,661.94	2,425.16	0.00	
PO	R	055113	03-06		9/28/2005	DGA CRUSHED STONE		8,498.03	0.00	0.00	
IN	RI	055220	03-06	475	9/29/2005	Summary Release		0.00	803.28	0.00	
AP	VO	042807	03-06	049452	9/13/2005	Summary Release		28.26	0.00	0.00	
IN	CT	055926	04-06	443	10/25/2005	Summary Release		29,497.67	0.00	0.00	
GJ	GL	001788	04-06	JE04-1	11/3/2005	CORR SA#ERROCTPR#2		10,455.40	0.00	0.00	
PO	R	056016	04-06		10/28/2005	# 57 STONE		11,148.82	0.00	0.00	
IN	RI	055925	04-06	442	10/25/2005	Summary Release		0.00	4,309.38	0.00	
AP	VO	043508	04-06	050282	10/18/2005	Summary Release		99.31	0.00	0.00	
IN	CT	056670	05-06	464	11/23/2005	Summary Release		33,919.27	0.00	0.00	
GJ	GL	001812	05-06		11/23/2005	Summary Release		7,982.50	0.00	0.00	
PO	R	056506	05-06		11/18/2005	NON STOCK DIRECTLY CHARGED TO		19,650.27	0.00	0.00	
IN	RI	056671	05-06	465	11/23/2005	Summary Release		0.00	8,728.88	0.00	
AP	VO	044073	05-06	050937	11/16/2005	Summary Release		139.91	0.00	0.00	
IN	CT	056901	06-06	423	12/6/2005	Summary Release		25,513.61	0.00	0.00	
GJ	GL	001855	06-06		12/22/2005	Summary Release		2,065.98	0.00	0.00	
PO	R	057339	06-06		12/21/2005	NON STOCK DIRECTLY CHARGED TO		777.96	0.00	0.00	
IN	RI	057192	06-06	433	12/15/2005	Summary Release		0.00	1,719.20	0.00	
AP	VO	044627	06-06	051590	12/20/2005	Summary Release		10.22	0.00	0.00	
IN	CT	058118	07-06	456	1/26/2006	Summary Release		7,298.55	0.00	0.00	
GJ	GL	001870	07-06		1/19/2006	Summary Release		4,783.64	0.00	0.00	
PO	R	056099	07-06		1/27/2006	NON STOCK DIRECTLY CHARGED TO		4,872.69	0.00	0.00	
IN	RI	058117	07-06	455	1/26/2006	Summary Release		0.00	1,360.63	0.00	
AP	VO	044970	07-06	051969	1/10/2006	Summary Release		53.48	0.00	0.00	

Date: Tuesday, December 05, 2006
 Time: 01:55PM
 User: staylor

Frankfort Plant Board
Detail General Ledger - Standard
 Periods: 01-06 Through 12-06 As of: 12/3/2006 Ledger ID: 00001

Page: 32 of 318
 Report: 01620.rpt
 Company: 00001

Jrnl	Tran	Bat	Per	Reference	Tran	Tran	Beginning	Debit	Credit	Ending
Type	Type	Nbr	Ent	Nbr	Date	Description	Balance	Amount	Amount	Balance
IN	CT	058648	08-06	430	2/17/2006	Summary Release	0.00	10,888.10	0.00	10,888.10
GJ	GL	001898	08-06		2/16/2006		0.00	7,249.46	0.00	7,249.46
PO	R	058656	08-06		2/21/2006	# 57 STONE	0.00	6,391.48	0.00	6,391.48
IN	RI	058647	08-06	429	2/17/2006	Summary Release	0.00	0.00	2,363.19	2,363.19
AP	VO	045636	08-06	052669	2/13/2006	Summary Release	0.00	96.90	0.00	96.90
IN	CT	059591	09-06	462	3/28/2006	Summary Release	0.00	20,448.36	0.00	20,448.36
GJ	GL	001946	09-06		3/30/2006	Summary Release	0.00	12,705.18	0.00	12,705.18
PO	R	059516	09-06		3/28/2006	CONCRETE,3500 MIX	0.00	3,566.34	0.00	3,566.34
IN	RI	059667	09-06	463	3/29/2006	Summary Release	0.00	0.00	299.07	299.07
AP	VO	046221	09-06	053359	4/24/2006	Summary Release	0.00	43.85	0.00	43.85
IN	CT	060296	10-06	446	4/27/2006	Summary Release	0.00	8,478.18	0.00	8,478.18
GJ	GL	001965	10-06		4/27/2006	Summary Release	0.00	12,103.90	0.00	12,103.90
PO	R	060255	10-06		5/1/2006	NON STOCK DIRECTLY CHARGED TO	0.00	3,474.76	0.00	3,474.76
IN	RI	059659	10-06	420	4/12/2006	Summary Release	0.00	0.00	23.74	23.74
AP	VO	046780	10-06	053992	4/19/2006	Summary Release	0.00	62.00	0.00	62.00
IN	CT	061155	11-06	466	5/26/2006	Summary Release	0.00	40,652.50	0.00	40,652.50
GJ	GL	001994	11-06		5/25/2006	Summary Release	0.00	11,468.79	0.00	11,468.79
PO	R	061117	11-06		5/26/2006	CONCRETE,3500 MIX	0.00	32,089.20	0.00	32,089.20
IN	RI	060854	11-06	438	5/12/2006	Summary Release	0.00	0.00	3,705.61	3,705.61
AP	VO	047371	11-06	054668	5/19/2006	Summary Release	0.00	-0.02	0.00	-0.02
PO	X	060588	11-06		5/12/2006	# 57 STONE	0.00	0.00	227.12	227.12
IN	CT	062070	12-06	450	6/29/2006	Summary Release	0.00	64,420.77	0.00	64,420.77
GJ	GL	002048	12-06	PAYACC12	7/6/2006	YEAR END PAYROLL ACCRUAL	0.00	19,239.96	0.00	19,239.96
PO	R	062115	12-06		6/29/2006	# 57 STONE	0.00	13,308.04	0.00	13,308.04
IN	RI	061861	12-06	442	6/22/2006	Summary Release	0.00	0.00	327.68	327.68
AP	VO	048170	12-06	055546	6/27/2006	Summary Release	0.00	223.02	0.00	223.02
Acct 107344							0.00	505,429.83	505,429.83	0.00
CONSTRUCT DISTRIBUTION FIRE MA							0.00	505,429.83	505,429.83	0.00
Sub: 01							0.00	505,429.83	505,429.83	0.00
Balance Sheet							0.00	0.00	0.00	0.00
			01-06				0.00	0.00	0.00	*
			02-06				0.00	0.00	0.00	*
			03-06				0.00	0.00	0.00	*
GJ	GL	001777	04-06		10/13/2005		0.00	1,110.49	0.00	1,110.49
PO	R	055431	04-06		10/10/2005	NON STOCK DIRECTLY CHARGED TO	0.00	238.75	0.00	238.75
			05-06				0.00	0.00	0.00	*
			06-06				0.00	0.00	0.00	*
GJ	GL	001870	07-06		1/19/2006		0.00	960.92	0.00	960.92
PO	R	057632	07-06		1/10/2006	# 57 STONE	0.00	1,109.70	0.00	1,109.70

Date: Tuesday, December 05, 2006
 Time: 01:55PM
 User: staylor

Frankfort Plant Board
Detail General Ledger - Standard
 Periods: 01-06 Through 12-06 As of: 12/3/2006 Ledger ID: 00001

Page: 33 of 318
 Report: 01620.rpt
 Company: 00001

Jrnl	Tran	Bat	Per	Reference	Tran	Tran	Description	Beginning	Debit	Credit	Ending	
Type	Type	Nbr	Ent	Nbr	Date			Balance	Amount	Amount	Balance	
AP	VO	044969	07-06	051968	1/10/2006		Summary Release	0.00	45.05	0.00	0.00	
GJ	GL	001896	08-06		2/2/2006				515.56	0.00	0.00	
IN	CT	059256	09-06	440	3/14/2006		Summary Release		1,859.64	0.00	0.00	
GJ	GL	001933	09-06		3/16/2006				1,457.28	0.00	0.00	
PO	R	059055	09-06		3/7/2006		NON STOCK DIRECTLY CHARGED TO		205.50	0.00	0.00	
IN	CT	059960	10-06	421	4/12/2006		Summary Release		371.74	0.00	0.00	
IN	RI	059961	10-06	422	4/12/2006		Summary Release		0.00	1,032.52	0.00	
GJ	GL	001991	11-06		5/11/2006				78.30	0.00	0.00	
PO	R	061936	12-06	PAYVACC12	7/6/2006		YEAR END PAYROLL ACCRUAL		886.73	8,755.97	8,755.97	
AP	VO	048169	12-06	055545	6/27/2006		Summary Release		689.80	0.00	0.00	
					6/27/2006		Summary Release		259.03	0.00	0.00	
								Acct	107344	Total	9,788.49	9,788.49

Acct:	107345	CONSTRUCT WATER DISTRIBUTION S Sub: 01	Balance Sheet
IN	CT	053119	637.89
GJ	GL	001689	4,103.16
IN	CT	053674	4,070.53
GJ	GL	001739	7,646.59
PO	R	054217	4,248.31
IN	RI	053687	0.00
AP	VO	042498	2.00
IN	CT	055219	2,234.34
GJ	GL	001745	8,299.96
PO	R	054781	36.49
IN	CT	055932	4,662.24
GJ	GL	001780	7,127.50
PO	R	055688	27,900.00
IN	RI	055587	0.00
IN	CT	056653	2,332.52
GJ	GL	001812	5,081.32
IN	CT	056892	1,436.28
GJ	GL	001855	5,142.92
PO	R	057426	5,677.54
IN	CT	058059	3,906.95
GJ	GL	001870	2,492.18
PO	R	057487	3,811.80
IN	RI	057581	0.00
IN	CT	058619	2,427.85
			12,208.86
			0.00

Jrnl	Tran	Bat	Per	Reference	Tran	Tran	Beginning	Debit	Credit	Ending
Type	Type	Nbr	Ent	Nbr	Date	Description	Balance	Amount	Amount	Balance
PO	R	057564	04-06				0.00	0.00	0.00	*
			05-06				0.00	0.00	0.00	*
			06-06				0.00	0.00	0.00	*
IN	RI	057582	07-06	401	1/6/2006	NON STOCK DIRECTLY CHARGED TO		360.00	0.00	
			08-06	431	1/4/2006	Summary Release		0.00	0.00	
			09-06		2/17/2006	Summary Release		425.00	0.00	31,153.19
IN	CT	060293	10-06	443	4/24/2006	Summary Release		157.50	0.00	*
			11-06					0.00	0.00	*
GJ	GL	002056	12-06	CLOSECONST	7/6/2006	CLOSE CONST TO PLANT FY2006		3,473.10	0.00	
Acct 107346 Total							0.00	31,153.19	31,153.19	0.00

Jrnl	Tran	Bat	Per	Reference	Tran	Tran	Beginning	Debit	Credit	Ending
Type	Type	Nbr	Ent	Nbr	Date	Description	Balance	Amount	Amount	Balance
IN	CT	053120	01-06	412	7/14/2005	Summary Release		406.79	0.00	0.00
			02-06					0.00	0.00	*
			03-06					0.00	0.00	*
			04-06					0.00	0.00	*
IN	CT	056741	05-06	469	11/28/2005	Summary Release		1,491.06	0.00	0.00
			06-06	432	12/12/2005	Summary Release		497.02	0.00	0.00
			07-06					0.00	0.00	*
			08-06					0.00	0.00	*
			09-06					0.00	0.00	*
IN	CT	060295	10-06	445	4/24/2006	Summary Release		506.45	0.00	0.00
			11-06					0.00	0.00	*
IN	CT	061600	12-06	417	6/12/2006	Summary Release		425.00	0.00	0.00
GJ	GL	002056	12-06	CLOSECONST	7/6/2006	CLOSE CONST TO PLANT FY2006		0.00	0.00	3,326.32
Acct 107347 Total							0.00	3,326.32	3,326.32	0.00

Jrnl	Tran	Bat	Per	Reference	Tran	Tran	Beginning	Debit	Credit	Ending
Type	Type	Nbr	Ent	Nbr	Date	Description	Balance	Amount	Amount	Balance
IN	CT	054149	02-06	443	8/23/2005	Summary Release		0.00	0.00	*
			03-06	473	9/28/2005	Summary Release		1,019.84	0.00	0.00
IN	CT	055141	03-06	473	9/28/2005	Summary Release		2,478.09	0.00	0.00
GJ	GL	001749	03-06		9/15/2005			593.98	0.00	0.00
IN	RI	054863	03-06	455	9/19/2005	Summary Release		0.00	0.00	736.91
			04-06	440	10/18/2005	Summary Release		3,097.90	0.00	0.00
GJ	GL	001780	04-06		10/27/2005			75.27	0.00	0.00
IN	RI	055925	04-06	442	10/25/2005	Summary Release		0.00	0.00	1,277.79
IN	CT	056658	05-06	459	11/23/2005	Summary Release		7,073.68	0.00	0.00
GJ	GL	001812	05-06		11/23/2005			299.46	0.00	0.00

Date: Tuesday, December 05, 2006
 Time: 01:55PM
 User: staylor

Frankfort Plant Board
Detail General Ledger - Standard
 Periods: 01-06 Through 12-06 As of: 12/3/2006 Ledger ID: 00001

Page: 36 of 318
 Report: 01620.rpt
 Company: 00001

Jrnl	Tran	Bat	Per	Reference	Tran	Tran	Beginning	Debit	Credit	Ending
Type	Type	Nbr	Ent	Nbr	Date	Description	Balance	Amount	Amount	Balance
IN	RI	056660	05-06	460	11/23/2005	Summary Release		0.00	2,401.23	
IN	CT	056901	06-06	423	12/6/2005	Summary Release		5,074.69	0.00	
IN	RI	057192	06-06	433	12/15/2005	Summary Release		0.00	2,020.40	
IN	CT	058059	07-06	449	1/25/2006	Summary Release		2,031.93	0.00	
GJ	GL	001870	07-06		1/19/2006	Summary Release		105.40	0.00	
IN	CT	058192	08-06	400	1/30/2006	Summary Release		1,664.32	0.00	
GJ	GL	001896	08-06		2/2/2006	Summary Release		87.87	0.00	
IN	RI	058628	08-06	424	2/16/2006	Summary Release		0.00	935.42	
IN	CT	059588	09-06	459	3/28/2006	Summary Release		6,307.16	0.00	
GJ	GL	001946	09-06		3/30/2006	Summary Release		516.40	0.00	
IN	CT	060373	10-06	448	4/24/2006	Summary Release		1,691.79	0.00	
GJ	GL	001965	10-06		4/27/2006	Summary Release		428.95	0.00	
PO	R	059911	10-06		4/13/2006	NON STOCK DIRECTLY CHARGED TO		1,293.00	0.00	
AP	VO	046682	10-06	053894	4/13/2006	Summary Release		-9.00	0.00	
IN	CT	061157	11-06	468	5/26/2006	Summary Release		11,186.83	0.00	
GJ	GL	001994	11-06		5/25/2006	Summary Release		155.28	0.00	
IN	RI	061146	11-06	457	5/26/2006	Summary Release		0.00	1,699.31	
IN	CT	062144	12-06	459	6/29/2006	Summary Release		10,806.95	0.00	
GJ	GL	002048	12-06		7/6/2006	YEAR END PAYROLL ACCRUAL		685.34	45,613.60	
IN	RI	062144	12-06	460	6/29/2006	Summary Release		0.00	1,980.47	
Acct 107348 Total							0.00	56,665.13	56,665.13	0.00

Acct:	107355	CONSTRUCTION ELECT TRANS POLES Sub: 01	Balance Sheet
IN	CT	053278	01-06 66
GJ	GL	001691	01-06
			02-06
GJ	GL	001761	03-06
IN	CT	055722	04-06 86
IN	CT	056405	05-06 70
PO	R	056757	06-06
			07-06
			08-06
GJ	GL	001933	09-06
			10-06
			11-06
GJ	GL	002056	12-06
Acct 107355 Total			0.00
Acct 107355			5,447.77
Acct 107355			5,447.77
Acct 107355			0.00

Date: Tuesday, December 05, 2006
 Time: 01:55PM
 User: staylor

Frankfort Plant Board
Detail General Ledger - Standard
 Periods: 01-06 Through 12-06 As of: 12/31/2006 Ledger ID: 00001

Page: 38 of 318
 Report: 01620.rpt
 Company: 00001

Acct:	Jrnl	Tran	Bat	Per	Reference	Tran	Description	Beginning Balance	Debit Amount	Credit Amount	Ending Balance
107362											
	IN	CT	052945	01-06	24	7/6/2005	Summary Release		858.51	0.00	
	GJ	GL	001689	01-06	RPAYACCO1	7/29/2005	REVERSE EOY PAYROLL ACCRUAL		599.41	225.01	
	PO	R	053048	01-06		7/31/2005	NON STOCK DIRECTLY CHARGED TO		79,894.74	0.00	
	AP	VO	041898	01-06	048345	6/29/2005	Summary Release		3,071.31	0.00	
	IN	CT	054224	02-06	80	8/25/2005	Summary Release		72.07	0.00	
	GJ	GL	001721	02-06		8/18/2005	Summary Release		1,265.98	0.00	
	PO	R	054100	02-06		8/23/2005	NON STOCK DIRECTLY CHARGED TO		128,597.90	0.00	
	AP	VO	042516	02-06	049113	8/25/2005	Summary Release		4,579.77	0.00	
	PO	X	053558	02-06		8/1/2005	NON STOCK DIRECTLY CHARGED TO		0.00	5,965.00	
	GJ	GL	001745	03-06	JE03-4	9/28/2005	REV PAYROLL POSTED TWICE 9-1-5		27,445.35	3,815.71	
	PO	R	055180	03-06		9/29/2005	# 57 STONE		42,786.76	0.00	
	AP	VO	042869	03-06	049508	9/15/2005	Summary Release		-29,972.99	0.00	
	IN	CT	055472	04-06	60	10/7/2005	Summary Release		875.03	0.00	
	GJ	GL	001780	04-06		10/27/2005	Summary Release		9,659.69	0.00	
	PO	R	055905	04-06		10/24/2005	NON STOCK DIRECTLY CHARGED TO		19,383.86	0.00	
	AP	VO	043454	04-06	050216	10/17/2005	Summary Release		5,863.76	0.00	
	IN	CT	056397	05-06	62	11/11/2005	Summary Release		936.61	0.00	
	GJ	GL	001830	05-06	JE05-2	12/8/2005	KP ERROR ACCT#		18,934.80	0.00	
	PO	R	056578	05-06		11/22/2005	NON STOCK DIRECTLY CHARGED TO		4,157.57	0.00	
	AP	VO	044118	05-06	050982	11/18/2005	Summary Release		15,632.32	0.00	
	GJ	GL	001855	06-06		12/22/2005	Summary Release		3,128.18	0.00	
	PO	R	057398	06-06		12/28/2005	NON STOCK DIRECTLY CHARGED TO		27,191.91	0.00	
	AP	VO	044767	06-06	051742	12/29/2005	Summary Release		19,031.88	0.00	
	GJ	GL	001870	07-06		1/19/2006	Summary Release		4,986.24	0.00	
	PO	R	058098	07-06		1/27/2006	NON STOCK DIRECTLY CHARGED TO		32,465.86	0.00	
	AP	VO	045116	07-06	052128	1/19/2006	Summary Release		77.34	0.00	
	GJ	GL	001898	08-06		2/16/2006	Summary Release		6,898.95	0.00	
	PO	R	058722	08-06		2/23/2006	NON STOCK DIRECTLY CHARGED TO		2,492.93	0.00	
	AP	VO	045495	08-06	052529	2/3/2006	Summary Release		12,342.39	0.00	
	GJ	GL	001946	09-06		3/30/2006	Summary Release		16,857.77	0.00	
	PO	R	059513	09-06		3/28/2006	NON STOCK DIRECTLY CHARGED TO		6,394.89	0.00	
	AP	VO	046230	09-06	053368	3/21/2006	Summary Release		1,888.97	0.00	
	PO	X	058748	09-06		2/27/2006	NON STOCK DIRECTLY CHARGED TO		0.00	267.18	
	IN	CT	060124	10-06	72	4/19/2006	Summary Release		76.66	0.00	
	GJ	GL	001965	10-06		4/27/2006	Summary Release		4,882.80	0.00	
	PO	R	060226	10-06		4/27/2006	NON STOCK DIRECTLY CHARGED TO		2,838.52	0.00	
	GJ	GL	001994	11-06		5/25/2006	Summary Release		5,914.69	0.00	

Date: Tuesday, December 05, 2006
 Time: 01:56PM
 User: staylor

Frankfort Plant Board
 Detail General Ledger - Standard
 Periods: 01-06 Through 12-06 As of: 12/31/2006 Ledger ID: 00001

Page: 39 of 318
 Report: 01620.rpt
 Company: 00001

Jrnl	Tran	Bat	Per	Reference	Tran	Tran	Beginning	Debit	Credit	Ending
Type	Type	Nbr	Ent	Nbr	Date	Description	Balance	Amount	Amount	Balance
PO	R	061087	11-06		5/26/2006	NON STOCK DIRECTLY CHARGED TO		11,490.51	0.00	
AP	VO	047355	11-06	054652	5/18/2006	Summary Release		4,010.52	0.00	
PO	X	060502	11-06		5/10/2006	NON STOCK DIRECTLY CHARGED TO		0.00	1,200.00	
IN	CT	061488	12-06	15	6/8/2006	Summary Release		312.02	0.00	
GJ	GL	002048	12-06	PAYACC12	7/6/2006	YEAR END PAYROLL ACCRUAL		13,217.91	501,508.91	
PO	R	062117	12-06		6/29/2006	NON STOCK DIRECTLY CHARGED TO		286.99	0.00	
AP	VO	048267	12-06	055642	6/29/2006	Summary Release		1,551.43	0.00	
Acct: 107362 Total							0.00	512,981.81	512,981.81	0.00

PO	R	055141	03-06		9/29/2005	NON STOCK DIRECTLY CHARGED TO		0.00	0.00	
PO	R	055533	04-06		10/12/2005	NON STOCK DIRECTLY CHARGED TO		6,525.00	0.00	
AP	VO	043421	04-06	050183	10/12/2005	Summary Release		4,095.40	0.00	
PO	R	057243	06-06		12/19/2005	NON STOCK DIRECTLY CHARGED TO		505.34	0.00	
PO	R	058856	08-06					0.00	0.00	
AP	VO	045922	09-06	053046	3/2/2006	NON STOCK DIRECTLY CHARGED TO		727.50	0.00	
GJ	GL	002056	10-06					0.00	0.00	
GJ	GL	002056	11-06					0.00	0.00	
Acct: 107363 Total							0.00	12,743.24	12,743.24	0.00

Acct:	107364	CONSTRUCT ELECT DISTRIBUTION P	Sub:	01	Balance Sheet
IN	CT	053446	01-06	95	4,338.53
GJ	GL	001689	01-06	RPAYACC01	1,542.65
^ AP	VO	041300	12-05	047611	25.12
IN	CT	054189	02-06	62	680.25
GJ	GL	001721	02-06		1,431.14
IN	CT	054622	03-06	91	10,953.05
GJ	GL	001745	03-06	JE03-4	2,527.68
IN	RI	054588	03-06	74	0.00
IN	CT	055625	04-06	68	4,611.05
GJ	GL	001788	04-06	JE04-1	1,073.39
IN	RI	055847	04-06	105	0.00
IN	CT	056557	05-06	87	4,227.30
Acct: 107363 Total					12,743.24

Date: Tuesday, December 05, 2006
 Time: 01:55PM
 User: staylor

Frankfort Plant Board
 Detail General Ledger - Standard
 Periods: 01-06 Through 12-06 As of: 12/31/2006 Ledger ID: 00001

Jrnl	Tran	Bat	Per	Reference	Tran	Description	Beginning Balance	Debit Amount	Credit Amount	Ending Balance
Type	Type	Nbr	Ent	Nbr	Date					
GJ	GL	001812	05-06		11/23/2005			747.98	0.00	
IN	RI	056352	05-06	46	11/10/2005	Summary Release	0.00	0.00	147.24	
IN	CT	057472	06-06	97	12/29/2005	Summary Release		3,581.18	0.00	
GJ	GL	001855	06-06		12/22/2005			1,904.52	0.00	
IN	RI	057143	06-06	71	12/14/2005	Summary Release		0.00	153.88	
IN	CT	058101	07-06	90	1/26/2006	Summary Release		1,450.00	0.00	
GJ	GL	001870	07-06		1/19/2006			564.12	0.00	
IN	RI	057982	07-06	65	1/23/2006	Summary Release		0.00	40.09	
IN	CT	058802	08-06	82	2/23/2006	Summary Release		2,911.79	0.00	
GJ	GL	001898	08-06		2/16/2006			937.88	0.00	
IN	RI	058191	08-06	1	1/30/2006	Summary Release		0.00	509.58	
IN	CT	059513	09-06	97	3/27/2006	Summary Release		11,145.52	0.00	
GJ	GL	001946	09-06		3/30/2006			1,840.03	0.00	
IN	RI	059507	09-06	91	3/27/2006	Summary Release		0.00	3,583.36	
IN	CT	060177	10-06	97	4/19/2006	Summary Release		5,061.62	0.00	
GJ	GL	001965	10-06		4/27/2006			1,378.15	0.00	
IN	RI	060140	10-06	88	4/19/2006	Summary Release		0.00	128.46	
IN	CT	061055	11-06	89	5/25/2006	Summary Release		8,341.52	0.00	
GJ	GL	001994	11-06		5/25/2006			8,428.94	0.00	
IN	RI	061053	11-06	88	5/25/2006	Summary Release		0.00	644.49	
IN	CT	061658	12-06	79	6/12/2006	Summary Release		4,092.28	0.00	
GJ	GL	002048	12-06		7/6/2006	YEAR END PAYROLL ACCRUAL		3,447.71	80,613.99	
Acct: 107364 CONSTRUCT ELECT DISTRIBUTION P Sub: 10										
01-06 Electric										
			02-06				0.00	0.00	0.00	*
			03-06	136	9/28/2005	Summary Release	0.00	0.00	0.00	*
			03-06	JE03-3	10/18/2005	KP ERROR ACCT#	28.42	0.00	28.42	*
			04-06				0.00	0.00	0.00	*
			05-06				0.00	0.00	0.00	*
			06-06				0.00	0.00	0.00	*
			07-06				0.00	0.00	0.00	*
			08-06				0.00	0.00	0.00	*
			09-06				0.00	0.00	0.00	*
			10-06				0.00	0.00	0.00	*
			11-06				0.00	0.00	0.00	*
			12-06				0.00	0.00	0.00	*
Acct Total							0.00	87,271.82	87,271.82	0.00

Date: Tuesday, December 05, 2006
 Time: 01:55PM
 User: staylor

Frankfort Plant Board
Detail General Ledger - Standard
 Periods: 01-06 Through 12-06 As of: 12/31/2006 Ledger ID: 00001

Page: 41 of 318
 Report: 01620.rpt
 Company: 00001

Jrnl	Tran	Bat	Per	Ent	Reference	Tran	Description	Beginning Balance	Debit Amount	Credit Amount	Ending Balance
Balance Sheet											
IN	CT	052723	12-05	97		6/27/2005	Summary Release		2,342.11	0.00	
IN	GL	001689	01-06	RPAYACC01		7/29/2005	REVERSE EOY PAYROLL ACCRUAL	3,764.91		572.35	
IN	RI	053281	01-06	69		7/20/2005	Summary Release	0.00	0.00	154.22	
IN	CT	054189	02-06	62		8/24/2005	Summary Release	1,272.04	1,272.04	0.00	
GJ	GL	001721	02-06			8/18/2005	Summary Release	1,147.15	1,147.15	0.00	
IN	RI	054188	02-06	61		8/24/2005	Summary Release	0.00	0.00	109.79	
IN	CT	054598	03-06	84		9/12/2005	Summary Release	923.46	923.46	0.00	
GJ	GL	001766	03-06	JE03-4		10/12/2005	CORR SA#ERRS SEPTPR#3	6,339.77	6,339.77	317.34	
IN	RI	054291	03-06	3		8/30/2005	Summary Release	0.00	0.00	842.59	
IN	CT	055717	04-06	81		10/19/2005	Summary Release	3,721.47	3,721.47	0.00	
GJ	GL	001788	04-06	JE04-1		11/3/2005	CORR SA#ERR OCTPR#1	11,875.31	11,875.31	2,721.65	
IN	RI	055225	04-06	1		9/30/2005	Summary Release	0.00	0.00	382.88	
IN	CT	056562	05-06	92		11/17/2005	Summary Release	3,128.76	3,128.76	0.00	
GJ	GL	001822	05-06	JE05-3		12/5/2005	CORR SA#ERRS NOV P/R#2	1,339.56	1,339.56	0.00	
IN	RI	056559	05-06	89		11/17/2005	Summary Release	0.00	0.00	363.76	
AP	VO	044098	05-06	050962		11/17/2005	Summary Release	1,350.00	1,350.00	0.00	
IN	CT	057191	06-06	82		12/15/2005	Summary Release	1,962.53	1,962.53	0.00	
GJ	GL	001855	06-06			12/22/2005	Summary Release	4,890.49	4,890.49	0.00	
IN	CT	058107	07-06	95		1/26/2006	Summary Release	8,352.11	8,352.11	0.00	
GJ	GL	001870	07-06			1/19/2006	Summary Release	2,380.80	2,380.80	0.00	
IN	RI	057982	07-06	65		1/23/2006	Summary Release	0.00	0.00	98.14	
IN	CT	058819	08-06	90		2/23/2006	Summary Release	2,225.03	2,225.03	0.00	
GJ	GL	001898	08-06			2/16/2006	Summary Release	4,244.92	4,244.92	0.00	
IN	CT	059503	09-06	89		3/27/2006	Summary Release	3,524.29	3,524.29	0.00	
GJ	GL	001946	09-06			3/30/2006	Summary Release	12,341.74	12,341.74	0.00	
IN	RI	059641	09-06	117		3/29/2006	Summary Release	0.00	0.00	229.68	
IN	CT	060151	10-06	91		4/19/2006	Summary Release	5,075.05	5,075.05	0.00	
GJ	GL	001965	10-06			4/27/2006	Summary Release	3,040.57	3,040.57	0.00	
IN	RI	060140	10-06	88		4/19/2006	Summary Release	0.00	0.00	939.19	
IN	CT	060779	11-06	71		5/11/2006	Summary Release	2,874.34	2,874.34	0.00	
GJ	GL	002007	11-06	JE11-3		6/5/2006	KP ERROR ACCT#	7,713.39	7,713.39	0.00	
IN	RI	061009	11-06	81		5/25/2006	Summary Release	0.00	0.00	258.17	
IN	CT	061548	12-06	71		6/8/2006	Summary Release	2,065.78	2,065.78	0.00	
GJ	GL	002048	12-06	PAYACC12		7/6/2006	YEAR END PAYROLL ACCRUAL	9,479.35	9,479.35	100,407.03	
PO	R	061398	12-06			6/7/2006	NON STOCK DIRECTLY CHARGED TO	21.86	21.86	0.00	
Acct: 107365 CONSTRUCT ELECT DIST OVERHEAD Sub: 10											
01-06 CONSTRUCT ELECT DIST OVERHEAD Sub: 10											
Electric 0.00 0.00											

Date: Tuesday, December 05, 2006
 Time: 01:55PM
 User: staylor

Frankfort Plant Board
Detail General Ledger - Standard
 Periods: 01-06 Through 12-06 As of: 12/3/2006 Ledger ID: 00001

Page: 42 of 318
 Report: 01620.rpt
 Company: 00001

Jrnl	Tran	Bat	Per	Reference	Tran	Tran	Beginning	Debit	Credit	Ending
Type	Type	Nbr	Ent	Nbr	Date	Description	Balance	Amount	Amount	Balance
			02-06					0.00	0.00	*
			03-06					0.00	0.00	*
			04-06					0.00	0.00	*
			05-06					0.00	0.00	*
			06-06					0.00	0.00	*
			07-06					0.00	0.00	*
			08-06					0.00	0.00	*
			09-06					0.00	0.00	*
			10-06					0.00	0.00	*
IN	CT	061087	11-06	116	5/25/2006	Summary Release		43.66	0.00	*
GJ	GL	002007	11-06	JE11-3	6/5/2006	KP ERROR ACCT#		0.00	43.66	*
			12-06					0.00	0.00	*

Acct:	107365	CONSTRUCT ELECT DIST OVERHEAD	Sub:	40	General					
	01-06				0.00					
	02-06				0.00					
	03-06				0.00					
	04-06				0.00					
	05-06				0.00					
	06-06				0.00					
	07-06				0.00					
	08-06				0.00					
	09-06				0.00					
	10-06				0.00					
	11-06				1.23					
IN	CT	061480	12-06	13	6/7/2006	Summary Release		0.00	0.00	*
GJ	GL	002042	12-06	JE12-3	7/10/2006	KP ERROR ACCT#		0.00	1.23	*
								0.00	1.23	*
								107,441.68	107,441.68	0.00
								0.00	0.00	

Acct:	107366	CONSTRUCT ELECT UNDERGROUND	DSub:	01	Balance Sheet					
	01-06				1,156.39					
	02-06				2,534.58					
	03-06				651.54					
	04-06				0.00					
	05-06				1,284.33					
	06-06				3,620.11					
	07-06				531.15					
	08-06				10.21					
	09-06				2,626.14					
	10-06				0.00					
	11-06				0.00					
IN	CT	053348	01-06	80	7/25/2005	Summary Release		0.00	0.00	
GJ	GL	001689	01-06	RPA YACC01	7/29/2005	REVERSE EOY PAYROLL ACCRUAL		1,041.26	1,041.26	
PO	R	053380	01-06		7/26/2005	NON STOCK DIRECTLY CHARGED TO		0.00	0.00	
PO	X	053378	01-06		7/26/2005	NON STOCK DIRECTLY CHARGED TO		0.00	976.35	
IN	CT	053888	02-06	42	8/11/2005	Summary Release		0.00	0.00	
GJ	GL	001721	02-06		8/18/2005	NON STOCK DIRECTLY CHARGED TO		3,620.11	0.00	
PO	R	053999	02-06		8/19/2005	Summary Release		531.15	0.00	
AP	VO	042406	02-06	048973	8/19/2005	Summary Release		10.21	0.00	
IN	CT	054629	03-06	95	9/13/2005	Summary Release		2,626.14	0.00	

Date: Tuesday, December 05, 2006
 Time: 01:56PM
 User: staylor

Frankfort Plant Board
Detail General Ledger - Standard
 Periods: 01-06 Through 12-06 As of: 12/3/2006 Ledger ID: 00001

Jrnl	Tran	Bat	Per	Reference	Tran	Tran	Description	Beginning Balance	Debit Amount	Credit Amount	Ending Balance			
Type	Type	Nbr	Ent	Nbr	Date	Date								
GJ	GL	001745	03-06	JE03-4	9/28/2005	9/28/2005	REV PAYROLL POSTED TWICE 9-1-5		9,927.31	3,867.95				
PO	R	054693	03-06		9/15/2005	9/15/2005	NON STOCK DIRECTLY CHARGED TO		353.32	0.00				
IN	RI	054355	03-06	42	8/31/2005	8/31/2005	Summary Release		0.00	27.02				
AP	VO	042641	03-06	049257	9/2/2005	9/2/2005	Summary Release		12.50	0.00				
IN	CT	055780	04-06	91	10/20/2005	10/20/2005	Summary Release		2,343.35	0.00				
GJ	GL	001788	04-06	JE04-1	11/3/2005	11/3/2005	CORR SA#ERR OCTPR#1		413.76	0.00				
PO	R	055614	04-06		10/17/2005	10/17/2005	NON STOCK DIRECTLY CHARGED TO		976.35	0.00				
IN	CT	056416	05-06	81	11/11/2005	11/11/2005	Summary Release		5,775.57	0.00				
GJ	GL	001822	05-06	JE05-3	12/5/2005	12/5/2005	CORR SA#ERRS NOV P/R#1		4,217.83	367.56				
PO	R	056412	05-06		11/15/2005	11/15/2005	NON STOCK DIRECTLY CHARGED TO		63.05	0.00				
IN	RI	056333	05-06	35	11/9/2005	11/9/2005	Summary Release		0.00	1,896.99				
AP	VO	044031	05-06	050889	11/14/2005	11/14/2005	Summary Release		0.06	0.00				
IN	CT	056954	06-06	44	12/6/2005	12/6/2005	Summary Release		733.67	0.00				
GJ	GL	001855	06-06		12/22/2005	12/22/2005	Summary Release		750.77	0.00				
IN	RI	056828	06-06	4	12/11/2005	12/11/2005	Summary Release		0.00	79.22				
IN	CT	057709	07-06	28	1/9/2006	1/9/2006	Summary Release		166.36	0.00				
GJ	GL	001868	07-06		1/5/2006	1/5/2006	Summary Release		1,373.48	0.00				
IN	CT	058822	08-06	93	2/23/2006	2/23/2006	Summary Release		900.45	0.00				
GJ	GL	001898	08-06		2/16/2006	2/16/2006	NON STOCK DIRECTLY CHARGED TO		180.00	0.00				
PO	R	058471	08-06		2/13/2006	2/13/2006	Summary Release		10,070.60	117.87				
IN	RI	058816	08-06	87	3/23/2006	3/23/2006	Summary Release		0.00	0.00				
IN	CT	059443	09-06	98	3/30/2006	3/30/2006	Summary Release		2,820.11	0.00				
GJ	GL	001946	09-06		3/27/2006	3/27/2006	Summary Release		0.00	2,148.82				
IN	RI	059508	09-06	92	2/13/2006	2/13/2006	Summary Release		-49.00	0.00				
AP	VO	045634	08-06	052667	4/19/2006	4/19/2006	Summary Release		5,014.40	0.00				
IN	CT	060127	10-06	75	4/27/2006	4/27/2006	Summary Release		3,462.89	0.00				
GJ	GL	001965	10-06		4/4/2006	4/4/2006	NON STOCK DIRECTLY CHARGED TO		40.00	0.00				
PO	R	059648	10-06		4/19/2006	4/19/2006	Summary Release		0.00	1,758.68				
IN	RI	060128	10-06	76	5/25/2006	5/25/2006	Summary Release		9,425.25	0.00				
IN	CT	061058	11-06	92	5/25/2006	5/25/2006	Summary Release		362.10	0.00				
GJ	GL	001994	11-06		5/25/2006	5/25/2006	NON STOCK DIRECTLY CHARGED TO		7.22	0.00				
PO	R	061136	11-06	18	5/30/2006	5/30/2006	Summary Release		0.00	1,671.48				
IN	RI	060501	12-06	83	6/12/2006	6/12/2006	Summary Release		16,906.95	0.00				
IN	CT	061662	12-06		7/6/2006	7/6/2006	YEAR END PAYROLL ACCRUAL		9,701.86	83,461.66				
GJ	GL	002048	12-06	PAYACC12	6/14/2006	6/14/2006	Summary Release		0.00	2,154.03				
IN	RI	061696	12-06	716										
								Acct	107366	Total	0.00	99,568.89	99,568.89	0.00

Date: Tuesday, December 05, 2006
 Time: 01:55PM
 User: staylor

Frankfort Plant Board
Detail General Ledger - Standard
 Periods: 01-06 Through 12-06 As of: 12/31/2006 Ledger ID: 00001

Jrnl	Tran	Bat	Per	Reference	Tran	Description	Beginning Balance	Debit Amount	Credit Amount	Ending Balance
Type	Type	Nbr	Ent	Nbr	Date					
Acct: 107368	CONSTRUCT ELECT DIST LINE TRAN									
IN	CT	053455	01-06	96	7/28/2005	Summary Release		45,688.05	0.00	
GJ	GL	001689	01-06	RPAAYACC01	7/29/2005	REVERSE EOY PAYROLL ACCRUAL		275.63	137.42	
IN	RI	053220	01-06	45	7/19/2005	Summary Release		0.00	1,299.09	
IN	CT	053809	02-06	9	8/9/2005	Summary Release		1,099.96	0.00	
GJ	GL	001721	02-06		8/18/2005	NON STOCK DIRECTLY CHARGED TO		1,427.34	0.00	
PO	R	053772	02-06		8/8/2005			940.00	0.00	
IN	CT	054650	03-06	97	9/14/2005	Summary Release		7,438.74	0.00	
GJ	GL	001766	03-06	JE03-4	10/12/2005	CORR SA#ERRS SEPTPR#3		1,292.47	407.24	
IN	CT	055438	04-06	55	10/6/2005	Summary Release		11,888.89	0.00	
GJ	GL	001780	04-06		10/27/2005	Summary Release		3,640.30	0.00	
IN	RI	055626	04-06	70	10/14/2005	Summary Release		0.00	235.42	
IN	CT	055553	05-06	83	11/17/2005	Summary Release		5,066.11	0.00	
GJ	GL	001812	05-06		11/23/2005	Summary Release		384.77	0.00	
IN	RI	056579	05-06	99	11/18/2005	Summary Release		0.00	11,354.80	
IN	CT	057191	06-06	82	12/15/2005	Summary Release		3,895.44	0.00	
GJ	GL	001855	06-06		12/22/2005	Summary Release		265.22	0.00	
IN	CT	058107	07-06	95	1/26/2006	Summary Release		6,391.61	0.00	
GJ	GL	001870	07-06		1/19/2006	Summary Release		569.78	0.00	
IN	RI	057679	07-06	21	1/9/2006	Summary Release		0.00	1,374.22	
IN	CT	058256	08-06	9	2/1/2006	Summary Release		26,385.87	0.00	
GJ	GL	001898	08-06		2/16/2006	Summary Release		9,196.61	0.00	
IN	RI	058814	08-06	86	2/23/2006	Summary Release		0.00	46.96	
IN	CT	059501	09-06	87	3/27/2006	Summary Release		42,618.10	0.00	
GJ	GL	001946	09-06		3/30/2006	Summary Release		4,702.86	0.00	
IN	RI	059641	09-06	117	3/29/2006	Summary Release		0.00	486.02	
IN	CT	060100	10-06	57	4/19/2006	Summary Release		70,758.97	0.00	
GJ	GL	001965	10-06		4/27/2006	Summary Release		14,219.20	0.00	
IN	RI	059750	10-06	7	4/5/2006	Summary Release		0.00	1,080.37	
IN	CT	060903	11-06	78	5/15/2006	Summary Release		4,896.80	0.00	
GJ	GL	001994	11-06		5/25/2006	Summary Release		3,503.70	0.00	
IN	RI	060774	11-06	69	5/11/2006	Summary Release		0.00	5,971.09	
IN	CT	061667	12-06	88	6/12/2006	Summary Release		21,681.67	0.00	
GJ	GL	002048	12-06	PAYACC12	7/6/2006	YEAR END PAYROLL ACCRUAL		2,629.15	268,464.60	
Acct: 107368	CONSTRUCT ELECT DIST LINE TRAN									
							Sub: 01	Balance Sheet		
							Sub: 40	0.00	225,097.10	225,097.10
							01-06	0.00	0.00	0.00

Date: Tuesday, December 05, 2006
 Time: 01:55PM
 User: staylor

Frankfort Plant Board
Detail General Ledger - Standard
 Periods: 01-06 Through 12-06 As of: 12/31/2006 Ledger ID: 00001

Page: 47 of 318
 Report: 01620.rpt
 Company: 00001

Jrnl	Tran	Bat	Per	Reference	Tran	Tran	Beginning	Debit	Credit	Ending
Type	Type	Nbr	Ent	Nbr	Date	Description	Balance	Amount	Amount	Balance
IN	CT	059911	10-06	53	4/10/2006	Summary Release		508.24	0.00	0.00
GJ	GL	001965	10-06		4/27/2006			5,037.79	0.00	0.00
IN	RI	059787	10-06	28	4/5/2006	Summary Release		0.00	73.81	0.00
IN	CT	060772	11-06	67	5/1/2006	Summary Release		1,820.20	0.00	0.00
GJ	GL	001994	11-06		5/25/2006			4,444.20	0.00	0.00
IN	CT	061759	12-06	93	6/16/2006	Summary Release		1,821.32	0.00	0.00
GJ	GL	002048	12-06	PAYACC12	7/6/2006	YEAR END PAYROLL ACCRUAL		7,560.89	83,982.97	83,982.97
IN	RI	061782	12-06	116	6/19/2006	Summary Release		0.00	89.90	89.90
Acct: 107369 CONSTRUCT ELECT DIST SERVICES Sub: 10 Electric										
GJ	GL	001705	01-06	JE01-2	8/9/2005	KP ERROR ACCT#		0.00	6.54	6.54
PO	R	053122	01-06		7/15/2005	NON STOCK DIRECTLY CHARGED TO		0.00	0.00	0.00
			02-06					0.00	0.00	0.00
			03-06					0.00	0.00	0.00
			04-06					0.00	0.00	0.00
			05-06					0.00	0.00	0.00
			06-06					0.00	0.00	0.00
			07-06					0.00	0.00	0.00
			08-06					0.00	0.00	0.00
			09-06					0.00	0.00	0.00
			10-06					0.00	0.00	0.00
			11-06					0.00	0.00	0.00
			12-06					0.00	0.00	0.00
Acct 107369 Total							0.00	89,607.50	89,607.50	0.00

Acct: 107370 CONSTRUCT ELECTRIC DIST. METER Sub: 01 Balance Sheet

IN	CT	053457	01-06	98	7/28/2005	Summary Release		708.20	0.00	0.00
GJ	GL	001687	01-06	JE01-2	7/29/2005	KP ERROR ACCT#		0.00	139.09	139.09
IN	CT	054203	02-06	65	8/25/2005	Summary Release		1,319.48	0.00	0.00
IN	RI	054202	02-06	64	8/25/2005	Summary Release		0.00	178.59	178.59
IN	CT	054593	03-06	79	9/12/2005	Summary Release		1,429.26	0.00	0.00
IN	CT	055785	04-06	96	10/20/2005	Summary Release		1,742.09	0.00	0.00
IN	CT	056567	05-06	97	11/17/2005	Summary Release		1,043.46	0.00	0.00
IN	CT	057147	06-06	75	12/14/2005	Summary Release		839.05	0.00	0.00
IN	CT	058105	07-06	93	1/26/2006	Summary Release		1,452.53	0.00	0.00
IN	CT	058824	08-06	95	2/23/2006	Summary Release		772.39	0.00	0.00
IN	CT	059442	09-06	77	3/23/2006	Summary Release		3,262.36	0.00	0.00
GJ	GL	001946	09-06		3/30/2006			117.57	0.00	0.00
IN	RI	059442	09-06	77	3/23/2006	Summary Release		0.00	199.91	199.91

Date: Tuesday, December 05, 2006
 Time: 01:55PM
 User: staylor

Frankfort Plant Board
Detail General Ledger - Standard
 Periods: 01-06 Through 12-06 As of: 12/31/2006 Ledger ID: 00001

Jrnl	Tran	Bat	Per	Reference	Tran	Description	Beginning Balance	Debit Amount	Credit Amount	Ending Balance
Type	Type	Nbr	Ent	Nbr	Date					
IN	CT	060133	10-06	81	4/19/2006	Summary Release		1,334.23	0.00	
GJ	GL	001962	10-06		4/13/2006			39.70	0.00	
IN	CT	060860	11-06	73	5/12/2006	Summary Release		3,367.46	0.00	
IN	CT	061664	12-06	85	6/12/2006	Summary Release		966.40	0.00	
GJ	GL	002026	12-06	JE12-3	7/3/2006	KP ERROR ACCT#		176.02	18,052.61	
Acct 107370 Total							0.00	18,570.20	18,570.20	0.00

Acct:	107371	CONSTRUCT SECURITY LIGHTS	Sub:	01	Balance Sheet					
IN	CT	053005	01-06	34	7/8/2005	Summary Release		353.62	0.00	
GJ	GL	001689	01-06	RPAYACC01	7/29/2005	REVERSE EOY PAYROLL ACCRUAL		330.15	258.80	
PO	R	052932	01-06		7/6/2005	NON STOCK DIRECTLY CHARGED TO		68.30	0.00	
AP	VO	041636	01-06	048025	7/6/2005	Summary Release		0.02	0.00	
IN	CT	053833	02-06	32	8/9/2005	Summary Release		146.81	0.00	
GJ	GL	001719	02-06		8/4/2005			42.59	0.00	
IN	CT	055143	03-06	134	9/28/2005	Summary Release		95.17	0.00	
GJ	GL	001761	03-06		9/29/2005			42.59	0.00	
IN	RI	054338	03-06	25	8/31/2005	Summary Release		652.51	0.00	
IN	CT	055635	04-06	75	10/14/2005	Summary Release		844.82	0.00	
GJ	GL	001780	04-06		10/27/2005			883.71	0.00	
GJ	GL	001812	05-06		11/23/2005			535.87	0.00	
IN	CT	057455	06-06	86	12/29/2005	Summary Release		468.00	0.00	
GJ	GL	001855	06-06		12/22/2005			321.04	0.00	
IN	CT	058086	07-06	76	1/26/2006	Summary Release		171.90	0.00	
GJ	GL	001870	07-06		1/19/2006			1,506.46	0.00	
IN	CT	058545	08-06	50	2/13/2006	Summary Release		414.16	0.00	
GJ	GL	001898	08-06		2/16/2006			0.00	662.12	
IN	RI	058798	08-06	78	2/23/2006	Summary Release		3,637.79	0.00	
IN	CT	059514	09-06	98	3/27/2006	Summary Release		1,976.06	0.00	
GJ	GL	001946	09-06		3/30/2006			342.00	0.00	
PO	R	059419	09-06		3/22/2006	NON STOCK DIRECTLY CHARGED TO		0.00	38.00	
PO	X	059436	09-06		3/22/2006	NON STOCK DIRECTLY CHARGED TO		0.00	38.00	
IN	CT	060255	10-06	99	4/24/2006	Summary Release		13,657.83	0.00	
GJ	GL	001965	10-06		4/27/2006			889.25	0.00	
IN	RI	060264	10-06	98	4/24/2006	Summary Release		0.00	3,675.00	
AP	VO	046899	10-06	054155	4/27/2006	Summary Release		38.00	0.00	
IN	CT	060742	11-06	40	5/11/2006	Summary Release		550.68	0.00	
GJ	GL	001994	11-06		5/25/2006			1,756.63	0.00	
IN	CT	061654	12-06	75	6/12/2006	Summary Release		3,179.23	0.00	

Date: Tuesday, December 05, 2006
 Time: 01:55PM
 User: sfaylor

Jrnl	Tran	Bat	Per	Reference	Tran	Tran	Description	Beginning Balance	Debit Amount	Credit Amount	Ending Balance				
Type	Type	Nbr	Ent	Nbr	Date	Date									
IN	CT	060478	11-06	8	5/2/2006		Summary Release		451.56	0.00	451.56				
GJ	GL	002000	11-06	JE11-3	6/1/2006		KP ERROR ACCT#		0.00	0.00	0.00				
			12-06								*				
			09-06						0.00	0.00	*				
			10-06						0.00	0.00	*				
Act															
										107373	Total	0.00	14,526.58	14,526.58	0.00
Balance Sheet															
.Act:	107390	CONSTRUCT GEN STRUCTURES AND I Sub: 01.							859.70	773.73					
GJ	GL	001689	01-06	RPAYACC01	7/29/2005		REVERSE EOY PAYROLL ACCRUAL		11,033.09	0.00	11,033.09				
PO	R	052910	01-06		7/5/2005		NON STOCK DIRECTLY CHARGED TO		124,554.85	0.00	124,554.85				
AP	VO	041941	01-06	048395	7/26/2005		Summary Release		0.00	0.00	0.00				
GJ	GL	001734	02-06	JE02-1	9/7/2005		JUNE ACC REV IN JUL WRONG ACCT		1,984.00	0.00	1,984.00				
PO	R	054014	02-06		8/19/2005		NON STOCK DIRECTLY CHARGED TO		65,803.71	0.00	65,803.71				
AP	VO	042423	02-06	048990	8/19/2005		Summary Release		0.00	911.25	911.25				
PO	X	053618	02-06		8/4/2005		NON STOCK DIRECTLY CHARGED TO		849.17	0.00	849.17				
IN	CT	055099	03-06	736	9/28/2005		Summary Release		6,138.39	0.00	6,138.39				
PO	R	055139	03-06		9/29/2005		NON STOCK DIRECTLY CHARGED TO		42,561.54	0.00	42,561.54				
AP	VO	043157	03-06	049856	9/29/2005		Summary Release		224.11	0.00	224.11				
IN	CT	056019	04-06	715	10/27/2005		Summary Release		219.03	0.00	219.03				
PO	R	055282	04-06		10/3/2005		NON STOCK DIRECTLY CHARGED TO		429.11	0.00	429.11				
AP	VO	043652	04-06	050440	10/24/2005		Summary Release		528.43	0.00	528.43				
IN	CT	056709	05-06	724	11/28/2005		Summary Release		1,131.46	0.00	1,131.46				
PO	R	056690	05-06		11/29/2005		NON STOCK DIRECTLY CHARGED TO		8.90	0.00	8.90				
AP	VO	043950	05-06	050801	11/9/2005		Summary Release		428.00	0.00	428.00				
PO	R	057141	06-06		12/15/2005		NON STOCK DIRECTLY CHARGED TO		141,519.78	0.00	141,519.78				
AP	VO	044764	06-06	051739	12/29/2005		Summary Release		9.40	0.00	9.40				
AP	VO	044049	05-06	050907	11/15/2005		Summary Release		848.80	0.00	848.80				
IN	CT	058861	08-06	734	2/24/2006		NON STOCK DIRECTLY CHARGED TO		280.90	0.00	280.90				
PO	R	058648	08-06		2/24/2006		Summary Release		0.00	848.94	848.94				
IN	RI	058860	08-06	733	2/17/2006		Summary Release		5.80	0.00	5.80				
AP	VO	045718	08-06	052765	3/28/2006		Summary Release		26.07	0.00	26.07				
IN	CT	059622	09-06	728	4/8/2006		RECLASS CHG FILTMEDIAREP9544		0.00	374,500.00	374,500.00				
GJ	GL	001951	09-06	JE09-1	3/28/2006		NON STOCK DIRECTLY CHARGED TO		4,068.00	0.00	4,068.00				
PO	R	059553	09-06		3/10/2006		Summary Release		68.45	0.00	68.45				
AP	VO	046102	09-06	053227	4/28/2006		NON STOCK DIRECTLY CHARGED TO		2,645.88	0.00	2,645.88				
PO	R	060238	10-06		4/10/2006		Summary Release		696.14	0.00	696.14				
AP	VO	046595	10-06	053799	5/3/2006		Summary Release		902.84	0.00	902.84				
IN	CT	060567	11-06	607			Summary Release								

Date: Tuesday, December 05, 2006
 Time: 01:55PM
 User: staylor

Frankfort Plant Board
Detail General Ledger - Standard

Periods: 01-06 Through 12-06 As of: 12/31/2006 Ledger ID: 00001

Acct:	Jrnl	Tran	Bat	Per	Reference	Tran	Tran	Description	Beginning	Debit	Credit	Ending
	Type	Type	Nbr	Ent	Nbr	Date			Balance	Amount	Amount	Balance
	PO	R	060793	11-06		5/18/2006		NON STOCK DIRECTLY CHARGED TO	8,408.25		0.00	
	AP	VO	047355	11-06	054652	5/18/2006		Summary Release	193.94		0.00	
	AP	AD	047937	12-06	055267	6/15/2006		Summary Release	0.00		119.95	
	GJ	GL	002056	12-06	CLOSECONST	7/6/2006		CLOSE CONST TO PLANT FY2006	0.00		24,428.98	
	AP	VO	047638	12-06	054965	6/1/2006		Summary Release	-18.41		0.00	
						Acct	107390	Total	0.00	416,409.33	416,409.33	0.00
Acct: 107391								CONSTRUCT OFFICE FURNATURE ANDSUB: 01				
	GJ	GL	001712	01-06	JE01-1	8/16/2005		TO REVERSE YE ACCRUAL	0.00		27,384.98	
	PO	R	053331	01-06		7/25/2005		NON STOCK DIRECTLY CHARGED TO	2,333.98		0.00	
	AP	VO	041980	01-06	048434	6/29/2005		Summary Release	10,018.63		0.00	
	GJ	GL	001736	02-06	JE02-2	9/8/2005		KP ERROR ACCT#	14,834.48		0.00	
	PO	R	053812	02-06		8/10/2005		NON STOCK DIRECTLY CHARGED TO	13,650.66		0.00	
	AP	VO	042073	02-06	048556	8/1/2005		Summary Release	45.00		0.00	
	GJ	GL	001769	03-06	JE03-3	10/18/2005		KP ERROR ACCT#	13,998.00		0.00	
	PO	R	055072	03-06		9/27/2005		NON STOCK DIRECTLY CHARGED TO	2,995.44		0.00	
	AP	VO	043175	03-06	049874	9/29/2005		Summary Release	19,354.00		0.00	
	GJ	GL	001791	04-06	JE04-2	11/3/2005		KP ERROR ACCT#	1,789.00		0.00	
	PO	R	055837	04-06		10/20/2005		NON STOCK DIRECTLY CHARGED TO	6,990.00		0.00	
	^AP	VO	043074	03-06	049754	9/26/2005		Summary Release	0.00		0.00	
	GJ	GL	001821	05-06	JE05-1	12/5/2005		RECLASSMAP&PLOTTER	16,069.23		0.00	
	PO	R	056517	05-06		11/18/2005		NON STOCK DIRECTLY CHARGED TO	889.95		0.00	
	AP	VO	044198	05-06	051080	11/28/2005		Summary Release	2,625.00		0.00	
	AP	AD	044678	06-06	051651	12/21/2005		Summary Release	0.00		37,600.00	
	PO	R	057361	06-06		12/28/2005		NON STOCK DIRECTLY CHARGED TO	5,931.31		0.00	
	^AP	VO	044132	05-06	050998	11/18/2005		Summary Release	27.95		0.00	
	AP	AD	044813	07-06	051800	1/3/2006		Summary Release	0.00		15,600.00	
	PO	R	057625	07-06		1/10/2006		NON STOCK DIRECTLY CHARGED TO	32,690.00		0.00	
	AP	VO	045299	07-06	052322	1/26/2006		Summary Release	-142.15		0.00	
	PO	R	058534	08-06		2/15/2006		NON STOCK DIRECTLY CHARGED TO	399.69		0.00	
	GJ	GL	001936	09-06	JE09-3	3/29/2006		KP ERR ACCT#	24,874.91		16,069.23	
	PO	R	059509	09-06		3/27/2006		NON STOCK DIRECTLY CHARGED TO	22,820.89		0.00	
	AP	VO	046241	09-06	053379	3/12/2006		Summary Release	13,594.50		0.00	
	GJ	GL	001965	10-06		4/27/2006		NON STOCK DIRECTLY CHARGED TO	801.11		0.00	
	PO	R	060260	10-06		5/1/2006		NON STOCK DIRECTLY CHARGED TO	6,507.83		0.00	
	AP	VO	046898	10-06	054154	4/27/2006		Summary Release	46,438.91		0.00	
	GJ	GL	001994	11-06		5/25/2006		NON STOCK DIRECTLY CHARGED TO	506.40		0.00	
	PO	R	060577	11-06		5/11/2006		NON STOCK DIRECTLY CHARGED TO	17,223.80		0.00	

Date: Tuesday, December 05, 2006
 Time: 01:55PM
 User: staylor

Frankfort Plant Board
 Detail General Ledger - Standard
 Periods: 01-06 Through 12-06 As of: 12/31/2006 Ledger ID: 00001

Jrnl	Tran	Bat	Per	Reference	Tran	Tran	Beginning	Debit	Credit	Ending
Type	Type	Nbr	Ent	Nbr	Date	Description	Balance	Amount	Amount	Balance
GJ	GL	001766	03-06	JE03-4	10/12/2005	CORR SA#ERRS SEPTPR#3		183.92	183.92	
			04-06					0.00	0.00	
			05-06					0.00	0.00	
			06-06					0.00	0.00	
			07-06					0.00	0.00	
			08-06					0.00	0.00	
			09-06					0.00	0.00	
			10-06					0.00	0.00	
			11-06					0.00	0.00	
			12-06					0.00	0.00	
Acct: 107395 Total							0.00	183.92	183.92	0.00

Acct: 107396 PURCHASE POWER OPERATED EQUIPSub: 01

Balance Sheet

PO	R	053224	01-06		7/18/2005	NON STOCK DIRECTLY CHARGED TO		399.54	0.00	
AP	VO	041088	12-05	047365	6/6/2005	Summary Release		-435.00	0.00	
			02-06					0.00	0.00	
PO	R	055158	03-06		9/29/2005	NON STOCK DIRECTLY CHARGED TO		1,751.28	0.00	
PO	R	055783	04-06		10/20/2005	NON STOCK DIRECTLY CHARGED TO		43.40	0.00	
			05-06					0.00	0.00	
GJ	GL	001849	06-06	JE06-1	1/4/2006	REC SALE/TRADE 3 POW OPER EQ		0.00	35,765.25	
GJ	GL	001879	07-06	JE07-1	2/1/2006	SOLD/TRADE EQPS/B IN SERV		35,765.25	0.00	
PO	R	058175	08-06		1/30/2006	NON STOCK DIRECTLY CHARGED TO		47,670.00	0.00	
			09-06					0.00	0.00	
			10-06					0.00	0.00	
PO	R	060834	11-06		5/23/2006	NON STOCK DIRECTLY CHARGED TO		3,189.67	0.00	
AP	VO	047217	11-06	054476	5/11/2006	Summary Release		-1.36	0.00	
GJ	GL	002056	12-06	CLOSECONST	7/6/2006	CLOSE CONST TO PLANT FY2006		0.00	72,081.10	
PO	R	061530	12-06		6/13/2006	NON STOCK DIRECTLY CHARGED TO		18,673.65	0.00	
AP	VO	048174	12-06	055650	6/27/2006	Summary Release		789.92	0.00	
Acct: 107396 Total							0.00	107,846.35	107,846.35	0.00

Acct: 107397 PURCHASE COMMUNICATION EQUIPMSub: 01

Balance Sheet

PC	R	053820	02-06		8/10/2005	NON STOCK DIRECTLY CHARGED TO		750.00	0.00	
AP	VO	042280	02-06	048814	8/10/2005	Summary Release		3.82	0.00	
PO	R	054397	03-06		9/6/2005	NON STOCK DIRECTLY CHARGED TO		2,534.00	0.00	
AP	VO	042681	03-06	049298	9/6/2005	Summary Release		170.50	0.00	
Acct: 107397 Total							0.00	1,458.32	1,458.32	0.00

Date: Tuesday, December 05, 2006
 Time: 01:55PM
 User: staylor

Periods: 01-06 Through 12-06 As of: 12/31/2006 Ledger ID: 00001

Jrnl	Tran	Bat	Per	Ent	Reference	Tran	Tran	Beginning	Debit	Credit	Ending
Type	Type	Nbr		Nbr		Date	Description	Balance	Amount	Amount	Balance
GJ	GL	001699	01-06		DEP01	8/3/2005	DEPRECIATION FOR JULY		0.00	2,157.72	
GJ	GL	001733	02-06		DEP02	9/7/2005	AUGUST DEPRECIATION		0.00	2,157.72	
GJ	GL	001747	03-06		DEP03	9/28/2005	DEPRECIATION FOR SEPTEMBER		0.00	2,157.72	
GJ	GL	001795	04-06		DEP04	11/4/2005	DEPRECIATION FOR OCTOBER		0.00	2,157.72	
GJ	GL	001808	05-06		DEP05	11/29/2005	DEPRECIATION FOR NOVEMBER		0.00	2,157.72	
GJ	GL	001840	06-06		DEP06	12/29/2005	DEPRECIATION FOR DECEMBER		0.00	2,157.72	
GJ	GL	001873	07-06		DEP07	1/30/2006	JANUARY DEPRECIATION		0.00	2,157.72	
GJ	GL	001901	08-06		DEP08	2/24/2006	DEPRECIATION FOR FEBRUARY		0.00	2,157.72	
GJ	GL	001931	09-06		DEP09	3/15/2006	DEPRECIATION FOR MARCH		0.00	2,157.72	
GJ	GL	001966	10-06		DEP10	4/27/2006	DEPRECIATION FOR APRIL		0.00	2,157.72	
GJ	GL	001992	11-06		DEP11	5/19/2006	DEPRECIATION FOR MAY		0.00	2,157.73	
GJ	GL	002016	12-06		DEP12	6/19/2006	DEPRECIATION FOR JUNE		0.00	2,157.72	
Acct 108210 Total								-428,248.66	0.00	25,892.65	-454,141.31

Acct: 108215 DEPRECIATION CABLE DISTRIBUTIO Sub: 01											
Jrnl	Tran	Bat	Per	Ent	Reference	Tran	Tran	Beginning	Debit	Credit	Ending
Type	Type	Nbr		Nbr		Date	Description	Balance	Amount	Amount	Balance
GJ	GL	001699	01-06		DEP01	8/3/2005	DEPRECIATION FOR JULY		0.00	46,310.75	
GJ	GL	001733	02-06		DEP02	9/7/2005	AUGUST DEPRECIATION		0.00	46,363.50	
GJ	GL	001747	03-06		DEP03	9/28/2005	DEPRECIATION FOR SEPTEMBER		0.00	46,434.76	
GJ	GL	001795	04-06		DEP04	11/4/2005	DEPRECIATION FOR OCTOBER		0.00	46,471.82	
GJ	GL	001808	05-06		DEP05	11/29/2005	DEPRECIATION FOR NOVEMBER		0.00	46,536.57	
GJ	GL	001840	06-06		DEP06	12/29/2005	DEPRECIATION FOR DECEMBER		0.00	46,619.11	
GJ	GL	001873	07-06		DEP07	1/30/2006	JANUARY DEPRECIATION		0.00	46,655.29	
GJ	GL	001901	08-06		DEP08	2/24/2006	DEPRECIATION FOR FEBRUARY		0.00	46,674.42	
GJ	GL	001931	09-06		DEP09	3/15/2006	DEPRECIATION FOR MARCH		0.00	46,713.42	
GJ	GL	001966	10-06		DEP10	4/27/2006	DEPRECIATION FOR APRIL		0.00	46,960.10	
GJ	GL	001992	11-06		DEP11	5/19/2006	DEPRECIATION FOR MAY		0.00	47,136.70	
GJ	GL	002016	12-06		DEP12	6/19/2006	DEPRECIATION FOR JUNE		0.00	47,302.02	
Acct 108215 Total								-5,684,538.67	0.00	560,178.46	-6,244,717.13

Acct: 108220 DEPRECIATION CABLE EQUIPMENT Sub: 01											
Jrnl	Tran	Bat	Per	Ent	Reference	Tran	Tran	Beginning	Debit	Credit	Ending
Type	Type	Nbr		Nbr		Date	Description	Balance	Amount	Amount	Balance
GJ	GL	001699	01-06		DEP01	8/3/2005	DEPRECIATION FOR JULY		0.00	5,304.59	
GJ	GL	001733	02-06		DEP02	9/7/2005	AUGUST DEPRECIATION		0.00	5,320.57	
GJ	GL	001747	03-06		DEP03	9/28/2005	DEPRECIATION FOR SEPTEMBER		0.00	5,377.54	
GJ	GL	001795	04-06		DEP04	11/4/2005	DEPRECIATION FOR OCTOBER		0.00	5,427.13	
GJ	GL	001808	05-06		DEP05	11/29/2005	DEPRECIATION FOR NOVEMBER		0.00	5,438.12	
GJ	GL	001840	06-06		DEP06	12/29/2005	DEPRECIATION FOR DECEMBER		0.00	5,440.28	
GJ	GL	001873	07-06		DEP07	1/30/2006	JANUARY DEPRECIATION		0.00	5,461.35	
GJ	GL	001901	08-06		DEP08	2/24/2006	DEPRECIATION FOR FEBRUARY		0.00	5,478.60	
GJ	GL	001931	09-06		DEP09	3/15/2006	DEPRECIATION FOR MARCH		0.00	5,480.63	

Balance Sheet

Frankfort Plant Board
Detail General Ledger - Standard

Periods: 01-06 Through 12-06 As of: 12/31/2006 Ledger ID: 00001

Jrnl	Tran	Bat	Per	Reference	Tran	Tran	Beginning	Debit	Credit	Ending
Type	Type	Nbr	Ent	Nbr	Date	Description	Balance	Amount	Amount	Balance
GJ	GL	001966	10-06	DEP10	4/27/2006	DEPRECIATION FOR APRIL		0.00	5,502.14	
GJ	GL	001992	11-06	DEP11	5/19/2006	DEPRECIATION FOR MAY		0.00	5,515.52	
GJ	GL	002016	12-06	DEP12	6/19/2006	DEPRECIATION FOR JUNE		0.00	5,539.78	
Acct: 108220 Total							-513,704.81	0.00	65,286.25	-578,991.06

Jrnl	Tran	Bat	Per	Reference	Tran	Tran	Beginning	Debit	Credit	Ending
Type	Type	Nbr	Ent	Nbr	Date	Description	Balance	Amount	Amount	Balance
Acct: 108225 DEPRECIATION CHANNEL 10 EQUIPM Sub: 01										
GJ	GL	001699	01-06	DEP01	8/3/2005	DEPRECIATION FOR JULY		0.00	3,970.64	
GJ	GL	001733	02-06	DEP02	9/7/2005	AUGUST DEPRECIATION		0.00	4,050.65	
GJ	GL	001747	03-06	DEP03	9/28/2005	DEPRECIATION FOR SEPTEMBER		0.00	4,089.80	
GJ	GL	001795	04-06	DEP04	11/4/2005	DEPRECIATION FOR OCTOBER		0.00	4,100.22	
GJ	GL	001808	05-06	DEP05	11/29/2005	DEPRECIATION FOR NOVEMBER		0.00	4,115.02	
GJ	GL	001840	06-06	DEP06	12/29/2005	DEPRECIATION FOR DECEMBER		0.00	4,118.39	
GJ	GL	001873	07-06	DEP07	1/30/2006	JANUARY DEPRECIATION		0.00	4,124.07	
GJ	GL	001901	08-06	DEP08	2/24/2006	DEPRECIATION FOR FEBRUARY		0.00	4,162.31	
GJ	GL	001931	09-06	DEP09	3/15/2006	DEPRECIATION FOR MARCH		0.00	4,162.46	
GJ	GL	001966	10-06	DEP10	4/27/2006	DEPRECIATION FOR APRIL		0.00	4,166.92	
GJ	GL	001992	11-06	DEP11	5/19/2006	DEPRECIATION FOR MAY		0.00	4,173.09	
GJ	GL	002016	12-06	DEP12	6/19/2006	DEPRECIATION FOR JUNE		0.00	4,211.36	
Acct: 108225 Total							-461,445.88	0.00	49,444.93	-510,890.81

Jrnl	Tran	Bat	Per	Reference	Tran	Tran	Beginning	Debit	Credit	Ending
Type	Type	Nbr	Ent	Nbr	Date	Description	Balance	Amount	Amount	Balance
Acct: 108230 DEPRECIATION CABLE TV EQUIPMEN Sub: 01										
GJ	GL	001699	01-06	DEP01	8/3/2005	DEPRECIATION FOR JULY		0.00	3,289.73	
GJ	GL	001733	02-06	DEP02	9/7/2005	AUGUST DEPRECIATION		0.00	3,289.73	
GJ	GL	001747	03-06	DEP03	9/28/2005	DEPRECIATION FOR SEPTEMBER		0.00	3,301.68	
GJ	GL	001795	04-06	DEP04	11/4/2005	DEPRECIATION FOR OCTOBER		0.00	3,310.41	
GJ	GL	001808	05-06	DEP05	11/29/2005	DEPRECIATION FOR NOVEMBER		0.00	3,326.57	
GJ	GL	001840	06-06	DEP06	12/29/2005	DEPRECIATION FOR DECEMBER		0.00	3,338.70	
GJ	GL	001873	07-06	DEP07	1/30/2006	JANUARY DEPRECIATION		0.00	3,339.64	
GJ	GL	001901	08-06	DEP08	2/24/2006	DEPRECIATION FOR FEBRUARY		0.00	3,339.64	
GJ	GL	001931	09-06	DEP09	3/15/2006	DEPRECIATION FOR MARCH		0.00	3,373.30	
GJ	GL	001966	10-06	DEP10	4/27/2006	DEPRECIATION FOR APRIL		0.00	3,378.35	
GJ	GL	001992	11-06	DEP11	5/19/2006	DEPRECIATION FOR MAY		0.00	3,390.17	
GJ	GL	002016	12-06	DEP12	6/19/2006	DEPRECIATION FOR JUNE		0.00	3,408.99	
Acct: 108230 Total							-280,128.45	0.00	40,086.91	-320,215.36

Acct:	108235	DEPRECIATION FSN CABLE PLANT	Sub:	01	Balance Sheet			
GJ	GL	001699	01-06	DEP01	8/3/2005	DEPRECIATION FOR JULY	0.00	11,235.21
GJ	GL	001734	02-06	JE02-1	9/7/2005	CORRECT JULY DEP	0.00	212,103.96
GJ	GL	001747	03-06	DEP03	9/28/2005	DEPRECIATION FOR SEPTEMBER	0.00	113,346.40

Date: Tuesday, December 05, 2006
 Time: 01:55PM
 User: staylor

Frankfort Plant Board
Detail General Ledger - Standard
 Periods: 01-06 Through 12-06 As of: 12/31/2006 Ledger ID: 00001

Page: 58 of 318
 Report: 01620.rpt
 Company: 00001

Jrnl	Tran	Bat	Per	Reference	Tran	Tran	Beginning	Debit	Credit	Ending
Type	Type	Nbr	Ent	Nbr	Date	Description	Balance	Amount	Amount	Balance
GJ	GL	001795	04-06	DEP04	11/4/2005	DEPRECIATION FOR OCTOBER	0.00	0.00	114,400.20	
GJ	GL	001808	05-06	DEP05	11/29/2005	DEPRECIATION FOR NOVEMBER	0.00	0.00	115,072.17	
GJ	GL	001840	06-06	DEP06	12/29/2005	DEPRECIATION FOR DECEMBER	0.00	0.00	115,802.34	
GJ	GL	001873	07-06	DEP07	1/30/2006	JANUARY DEPRECIATION	0.00	0.00	116,518.98	
GJ	GL	001901	08-06	DEP08	2/24/2006	DEPRECIATION FOR FEBRUARY	0.00	0.00	117,461.44	
GJ	GL	001931	09-06	DEP09	3/15/2006	DEPRECIATION FOR MARCH	0.00	0.00	118,398.28	
GJ	GL	001966	10-06	DEP10	4/27/2006	DEPRECIATION FOR APRIL	0.00	0.00	119,727.04	
GJ	GL	001992	11-06	DEP11	5/19/2006	DEPRECIATION FOR MAY	0.00	0.00	120,623.62	
GJ	GL	002016	12-06	DEP12	6/19/2006	DEPRECIATION FOR JUNE	0.00	0.00	121,764.25	
Acct: 108235 Total							-4,406,271.40	0.00	1,396,453.89	-5,802,725.29

DEPRECIATION S O S STRUCTURES										
Acct:	Sub:									
108311	01									
GJ	GL	001699	01-06	DEP01	8/3/2005	DEPRECIATION FOR JULY	0.00	0.00	476.02	
GJ	GL	001733	02-06	DEP02	9/7/2005	AUGUST DEPRECIATION	0.00	0.00	476.02	
GJ	GL	001747	03-06	DEP03	9/28/2005	DEPRECIATION FOR SEPTEMBER	0.00	0.00	476.02	
GJ	GL	001795	04-06	DEP04	11/4/2005	DEPRECIATION FOR OCTOBER	0.00	0.00	476.02	
GJ	GL	001808	05-06	DEP05	11/29/2005	DEPRECIATION FOR NOVEMBER	0.00	0.00	476.07	
GJ	GL	001840	06-06	DEP06	12/29/2005	DEPRECIATION FOR DECEMBER	0.00	0.00	476.07	
GJ	GL	001873	07-06	DEP07	1/30/2006	JANUARY DEPRECIATION	0.00	0.00	476.11	
GJ	GL	001901	08-06	DEP08	2/24/2006	DEPRECIATION FOR FEBRUARY	0.00	0.00	476.18	
GJ	GL	001931	09-06	DEP09	3/15/2006	DEPRECIATION FOR MARCH	0.00	0.00	490.19	
GJ	GL	001966	10-06	DEP10	4/27/2006	DEPRECIATION FOR APRIL	0.00	0.00	507.90	
GJ	GL	001992	11-06	DEP11	5/19/2006	DEPRECIATION FOR MAY	0.00	0.00	508.09	
GJ	GL	002016	12-06	DEP12	6/19/2006	DEPRECIATION FOR JUNE	0.00	0.00	508.09	
Acct: 108311 Total							-172,096.38	0.00	5,822.78	-177,919.16

DEP. SOURCE OF SUPPLY RIVER IN										
Acct:	Sub:									
108313	01									
GJ	GL	001699	01-06	DEP01	8/3/2005	DEPRECIATION FOR JULY	0.00	0.00	1,905.22	
GJ	GL	001733	02-06	DEP02	9/7/2005	AUGUST DEPRECIATION	0.00	0.00	1,905.22	
GJ	GL	001747	03-06	DEP03	9/28/2005	DEPRECIATION FOR SEPTEMBER	0.00	0.00	1,905.22	
GJ	GL	001795	04-06	DEP04	11/4/2005	DEPRECIATION FOR OCTOBER	0.00	0.00	1,905.22	
GJ	GL	001808	05-06	DEP05	11/29/2005	DEPRECIATION FOR NOVEMBER	0.00	0.00	1,905.43	
GJ	GL	001840	06-06	DEP06	12/29/2005	DEPRECIATION FOR DECEMBER	0.00	0.00	1,905.43	
GJ	GL	001873	07-06	DEP07	1/30/2006	JANUARY DEPRECIATION	0.00	0.00	1,905.59	
GJ	GL	001901	08-06	DEP08	2/24/2006	DEPRECIATION FOR FEBRUARY	0.00	0.00	1,905.87	
GJ	GL	001931	09-06	DEP09	3/15/2006	DEPRECIATION FOR MARCH	0.00	0.00	1,961.96	
GJ	GL	001966	10-06	DEP10	4/27/2006	DEPRECIATION FOR APRIL	0.00	0.00	2,032.81	
GJ	GL	001992	11-06	DEP11	5/19/2006	DEPRECIATION FOR MAY	0.00	0.00	2,033.59	
GJ	GL	002016	12-06	DEP12	6/19/2006	DEPRECIATION FOR JUNE	0.00	0.00	2,033.59	
Acct: 108313 Total							-172,096.38	0.00	5,822.78	-177,919.16

Balance Sheet

Date: Tuesday, December 05, 2006
 Time: 01:55PM
 User: staylor

Frankfort Plant Board
Detail General Ledger - Standard
 Periods: 01-06 Through 12-06 As of: 12/3/2006 Ledger ID: 00001

Page: 59 of 318
 Report: 01620.rpt
 Company: 00001

Jrnl	Tran	Bat	Per	Reference	Tran	Tran	Beginning	Debit	Credit	Ending		
Type	Type	Nbr	Ent	Nbr	Date	Description	Balance	Amount	Amount	Balance		
Acct: 108315 DEP. SOS GALLERIES & TUNNELS							108313	Total	-594,213.50	0.00	23,305.15	-617,518.65
Sub: 01							Balance Sheet					
GJ	GL	001699	01-06	DEP01	8/3/2005	DEPRECIATION FOR JULY		0.00	209.76			
GJ	GL	001733	02-06	DEP02	9/7/2005	AUGUST DEPRECIATION		0.00	209.76			
GJ	GL	001747	03-06	DEP03	9/28/2005	DEPRECIATION FOR SEPTEMBER		0.00	209.76			
GJ	GL	001795	04-06	DEP04	11/4/2005	DEPRECIATION FOR OCTOBER		0.00	209.76			
GJ	GL	001808	05-06	DEP05	11/29/2005	DEPRECIATION FOR NOVEMBER		0.00	209.78			
GJ	GL	001840	06-06	DEP06	12/29/2005	DEPRECIATION FOR DECEMBER		0.00	209.78			
GJ	GL	001873	07-06	DEP07	1/30/2006	JANUARY DEPRECIATION		0.00	209.80			
GJ	GL	001901	08-06	DEP08	2/24/2006	DEPRECIATION FOR FEBRUARY		0.00	209.83			
GJ	GL	001931	09-06	DEP09	3/15/2006	DEPRECIATION FOR MARCH		0.00	216.00			
GJ	GL	001966	10-06	DEP10	4/27/2006	DEPRECIATION FOR APRIL		0.00	223.80			
GJ	GL	001992	11-06	DEP11	5/19/2006	DEPRECIATION FOR MAY		0.00	223.89			
GJ	GL	002016	12-06	DEP12	6/19/2006	DEPRECIATION FOR JUNE		0.00	223.89			
Acct: 108315							Total	-75,625.67	0.00	2,565.81	-78,191.48	

Acct: 108316 DEP. SOS SUPPLY MAINS							108316	Total	-973.59	0.00	557.04	-1,530.63
Sub: 01							Balance Sheet					
GJ	GL	001699	01-06	DEP01	8/3/2005	DEPRECIATION FOR JULY		0.00	45.54			
GJ	GL	001733	02-06	DEP02	9/7/2005	AUGUST DEPRECIATION		0.00	45.54			
GJ	GL	001747	03-06	DEP03	9/28/2005	DEPRECIATION FOR SEPTEMBER		0.00	45.54			
GJ	GL	001795	04-06	DEP04	11/4/2005	DEPRECIATION FOR OCTOBER		0.00	45.54			
GJ	GL	001808	05-06	DEP05	11/29/2005	DEPRECIATION FOR NOVEMBER		0.00	45.54			
GJ	GL	001840	06-06	DEP06	12/29/2005	DEPRECIATION FOR DECEMBER		0.00	45.54			
GJ	GL	001873	07-06	DEP07	1/30/2006	JANUARY DEPRECIATION		0.00	45.55			
GJ	GL	001901	08-06	DEP08	2/24/2006	DEPRECIATION FOR FEBRUARY		0.00	45.55			
GJ	GL	001931	09-06	DEP09	3/15/2006	DEPRECIATION FOR MARCH		0.00	46.89			
GJ	GL	001966	10-06	DEP10	4/27/2006	DEPRECIATION FOR APRIL		0.00	48.59			
GJ	GL	001992	11-06	DEP11	5/19/2006	DEPRECIATION FOR MAY		0.00	48.61			
GJ	GL	002016	12-06	DEP12	6/19/2006	DEPRECIATION FOR JUNE		0.00	48.61			
Acct: 108316							Total	-973.59	0.00	557.04	-1,530.63	

Acct: 108321 DEP PUMP STRUCTURES							108321	Total	-973.59	0.00	261.51	-1,530.63
Sub: 01							Balance Sheet					
GJ	GL	001699	01-06	DEP01	8/3/2005	DEPRECIATION FOR JULY		0.00	261.51			
GJ	GL	001733	02-06	DEP02	9/7/2005	AUGUST DEPRECIATION		0.00	261.51			
GJ	GL	001747	03-06	DEP03	9/28/2005	DEPRECIATION FOR SEPTEMBER		0.00	261.51			
GJ	GL	001795	04-06	DEP04	11/4/2005	DEPRECIATION FOR OCTOBER		0.00	261.51			
GJ	GL	001808	05-06	DEP05	11/29/2005	DEPRECIATION FOR NOVEMBER		0.00	261.54			
GJ	GL	001840	06-06	DEP06	12/29/2005	DEPRECIATION FOR DECEMBER		0.00	261.54			
Acct: 108321							Total	-973.59	0.00	261.51	-1,530.63	

Date: Tuesday, December 05, 2006
 Time: 01:55PM
 User: staylor

Frankfort Plant Board
Detail General Ledger - Standard
 Periods: 01-06 Through 12-06 As of: 12/31/2006 Ledger ID: 00001

Page: 60 of 318
 Report: 01620.rpt
 Company: 00001

Jrnl	Tran	Bat	Per	Reference	Tran	Tran	Beginning	Debit	Credit	Ending
Type	Type	Nbr	Ent	Nbr	Date	Description	Balance	Amount	Amount	Balance
GJ	GL	001873	07-06	DEP07	1/30/2006	JANUARY DEPRECIATION		0.00	261.56	
GJ	GL	001901	08-06	DEP08	2/24/2006	DEPRECIATION FOR FEBRUARY		0.00	261.60	
GJ	GL	001931	09-06	DEP09	3/15/2006	DEPRECIATION FOR MARCH		0.00	269.30	
GJ	GL	001966	10-06	DEP10	4/27/2006	DEPRECIATION FOR APRIL		0.00	279.02	
GJ	GL	001992	11-06	DEP11	5/19/2006	DEPRECIATION FOR MAY		0.00	279.13	
GJ	GL	002016	12-06	DEP12	6/19/2006	DEPRECIATION FOR JUNE		0.00	279.13	
Acct 108321 Total							-94,153.00	0.00	3,198.86	-97,351.86

Jrnl	Tran	Bat	Per	Reference	Tran	Tran	Beginning	Debit	Credit	Ending
Type	Type	Nbr	Ent	Nbr	Date	Description	Balance	Amount	Amount	Balance
Acct: 108325 DEPRECIATION PUMP EQUIPMENT Sub: 01										
GJ	GL	001699	01-06	DEP01	8/3/2005	DEPRECIATION FOR JULY		0.00	1,880.68	
GJ	GL	001733	02-06	DEP02	9/7/2005	AUGUST DEPRECIATION		0.00	1,880.68	
GJ	GL	001747	03-06	DEP03	9/28/2005	DEPRECIATION FOR SEPTEMBER		0.00	1,880.68	
GJ	GL	001795	04-06	DEP04	11/4/2005	DEPRECIATION FOR OCTOBER		0.00	1,880.68	
GJ	GL	001808	05-06	DEP05	11/29/2005	DEPRECIATION FOR NOVEMBER		0.00	1,880.89	
GJ	GL	001840	06-06	DEP06	12/29/2005	DEPRECIATION FOR DECEMBER		0.00	1,880.89	
GJ	GL	001873	07-06	DEP07	1/30/2006	JANUARY DEPRECIATION		0.00	1,881.05	
GJ	GL	001901	08-06	DEP08	2/24/2006	DEPRECIATION FOR FEBRUARY		0.00	1,881.33	
GJ	GL	001931	09-06	DEP09	3/15/2006	DEPRECIATION FOR MARCH		0.00	1,936.69	
GJ	GL	001966	10-06	DEP10	4/27/2006	DEPRECIATION FOR APRIL		0.00	2,006.63	
GJ	GL	001992	11-06	DEP11	5/19/2006	DEPRECIATION FOR MAY		0.00	2,007.40	
GJ	GL	002016	12-06	DEP12	6/19/2006	DEPRECIATION FOR JUNE		0.00	2,007.41	
Acct 108325 Total							-593,003.74	0.00	23,005.01	-616,008.75

Jrnl	Tran	Bat	Per	Reference	Tran	Tran	Beginning	Debit	Credit	Ending
Type	Type	Nbr	Ent	Nbr	Date	Description	Balance	Amount	Amount	Balance
Acct: 108331 DEPRECIATION TREATMENT STRUCTURES Sub: 01										
GJ	GL	001699	01-06	DEP01	8/3/2005	DEPRECIATION FOR JULY		0.00	4,395.68	
GJ	GL	001733	02-06	DEP02	9/7/2005	AUGUST DEPRECIATION		0.00	4,395.68	
GJ	GL	001747	03-06	DEP03	9/28/2005	DEPRECIATION FOR SEPTEMBER		0.00	4,395.68	
GJ	GL	001795	04-06	DEP04	11/4/2005	DEPRECIATION FOR OCTOBER		0.00	4,395.68	
GJ	GL	001808	05-06	DEP05	11/29/2005	DEPRECIATION FOR NOVEMBER		0.00	4,396.16	
GJ	GL	001840	06-06	DEP06	12/29/2005	DEPRECIATION FOR DECEMBER		0.00	4,396.16	
GJ	GL	001873	07-06	DEP07	1/30/2006	JANUARY DEPRECIATION		0.00	4,396.54	
GJ	GL	001901	08-06	DEP08	2/24/2006	DEPRECIATION FOR FEBRUARY		0.00	4,397.19	
GJ	GL	001931	09-06	DEP09	3/15/2006	DEPRECIATION FOR MARCH		0.00	4,526.59	
GJ	GL	001966	10-06	DEP10	4/27/2006	DEPRECIATION FOR APRIL		0.00	4,690.06	
GJ	GL	001992	11-06	DEP11	5/19/2006	DEPRECIATION FOR MAY		0.00	4,691.85	
GJ	GL	002016	12-06	DEP12	6/19/2006	DEPRECIATION FOR JUNE		0.00	4,691.86	
Acct 108331 Total							-1,497,892.10	0.00	53,769.13	-1,551,661.23

Acct: 108332 DEPRECIATION TREATMENT EQUIPME Sub: 01 Balance Sheet

Date: Tuesday, December 05, 2006
 Time: 01:56PM
 User: staylor

Frankfort Plant Board
Detail General Ledger - Standard

Periods: 01-06 Through 12-06 As of: 12/31/2006 Ledger ID: 00001

Jrnl	Tran	Bat	Per	Reference	Tran	Tran	Beginning	Debit	Credit	Ending
Type	Type	Nbr	Ent	Nbr	Date	Description	Balance	Amount	Amount	Balance
GJ	GL	001699	01-06	DEP01	8/3/2005	DEPRECIATION FOR JULY	0.00	0.00	8,085.65	
GJ	GL	001733	02-06	DEP02	9/7/2005	AUGUST DEPRECIATION	0.00	0.00	8,085.65	
GJ	GL	001747	03-06	DEP03	9/28/2005	DEPRECIATION FOR SEPTEMBER	0.00	0.00	8,085.65	
GJ	GL	001795	04-06	DEP04	11/4/2005	DEPRECIATION FOR OCTOBER	0.00	0.00	8,085.65	
GJ	GL	001808	05-06	DEP05	11/29/2005	DEPRECIATION FOR NOVEMBER	0.00	0.00	8,086.56	
GJ	GL	001840	06-06	DEP06	12/29/2005	DEPRECIATION FOR DECEMBER	0.00	0.00	8,086.56	
GJ	GL	001873	07-06	DEP07	1/30/2006	JANUARY DEPRECIATION	0.00	0.00	8,087.24	
GJ	GL	001901	08-06	DEP08	2/24/2006	DEPRECIATION FOR FEBRUARY	0.00	0.00	8,088.45	
GJ	GL	001931	09-06	DEP09	3/15/2006	DEPRECIATION FOR MARCH	0.00	0.00	8,326.48	
GJ	GL	001966	10-06	DEP10	4/27/2006	DEPRECIATION FOR APRIL	0.00	0.00	8,627.15	
GJ	GL	001992	11-06	DEP11	5/19/2006	DEPRECIATION FOR MAY	0.00	0.00	8,630.45	
GJ	GL	002016	12-06	DEP12	6/19/2006	DEPRECIATION FOR JUNE	0.00	0.00	8,630.47	
Acct: 108332 Total							-1,681,294.00	0.00	98,905.96	-1,780,199.96

Jrnl	Tran	Bat	Per	Reference	Tran	Tran	Beginning	Debit	Credit	Ending
Type	Type	Nbr	Ent	Nbr	Date	Description	Balance	Amount	Amount	Balance
Acct: 108341 DEPRECIATION DIST STRUCTURES & Sub: 01										
GJ	GL	001699	01-06	DEP01	8/3/2005	DEPRECIATION FOR JULY	0.00	0.00	237.24	
GJ	GL	001733	02-06	DEP02	9/7/2005	AUGUST DEPRECIATION	0.00	0.00	237.53	
GJ	GL	001747	03-06	DEP03	9/28/2005	DEPRECIATION FOR SEPTEMBER	0.00	0.00	237.86	
GJ	GL	001795	04-06	DEP04	11/4/2005	DEPRECIATION FOR OCTOBER	0.00	0.00	238.47	
GJ	GL	001808	05-06	DEP05	11/29/2005	DEPRECIATION FOR NOVEMBER	0.00	0.00	239.29	
GJ	GL	001840	06-06	DEP06	12/29/2005	DEPRECIATION FOR DECEMBER	0.00	0.00	239.90	
GJ	GL	001873	07-06	DEP07	1/30/2006	JANUARY DEPRECIATION	0.00	0.00	240.29	
GJ	GL	001901	08-06	DEP08	2/24/2006	DEPRECIATION FOR FEBRUARY	0.00	0.00	240.17	
GJ	GL	001931	09-06	DEP09	3/15/2006	DEPRECIATION FOR MARCH	0.00	0.00	240.43	
GJ	GL	001966	10-06	DEP10	4/27/2006	DEPRECIATION FOR APRIL	0.00	0.00	241.00	
GJ	GL	001992	11-06	DEP11	5/19/2006	DEPRECIATION FOR MAY	0.00	0.00	241.41	
GJ	GL	002016	12-06	DEP12	6/19/2006	DEPRECIATION FOR JUNE	0.00	0.00	242.37	
Acct: 108341 Total							-50,375.18	0.00	2,875.96	-53,251.14

Jrnl	Tran	Bat	Per	Reference	Tran	Tran	Beginning	Debit	Credit	Ending
Type	Type	Nbr	Ent	Nbr	Date	Description	Balance	Amount	Amount	Balance
Acct: 108342 DEPRECIATION DIST RESV & STAND Sub: 01										
GJ	GL	001699	01-06	DEP01	8/3/2005	DEPRECIATION FOR JULY	0.00	0.00	14,368.51	
GJ	GL	001733	02-06	DEP02	9/7/2005	AUGUST DEPRECIATION	0.00	0.00	14,386.08	
GJ	GL	001747	03-06	DEP03	9/28/2005	DEPRECIATION FOR SEPTEMBER	0.00	0.00	14,406.03	
GJ	GL	001795	04-06	DEP04	11/4/2005	DEPRECIATION FOR OCTOBER	0.00	0.00	14,443.03	
GJ	GL	001808	05-06	DEP05	11/29/2005	DEPRECIATION FOR NOVEMBER	0.00	0.00	14,492.61	
GJ	GL	001840	06-06	DEP06	12/29/2005	DEPRECIATION FOR DECEMBER	0.00	0.00	14,529.52	
GJ	GL	001873	07-06	DEP07	1/30/2006	JANUARY DEPRECIATION	0.00	0.00	14,552.97	
GJ	GL	001901	08-06	DEP08	2/24/2006	DEPRECIATION FOR FEBRUARY	0.00	0.00	14,545.85	
GJ	GL	001931	09-06	DEP09	3/15/2006	DEPRECIATION FOR MARCH	0.00	0.00	14,561.61	

Balance Sheet

Date: Tuesday, December 05, 2006
 Time: 01:55PM
 User: staylor

Frankfort Plant Board
Detail General Ledger - Standard

Page: 62 of 318
 Report: 01620.rpt
 Company: 00001

Periods: 01-06 Through 12-06 As of: 12/31/2006 Ledger ID: 00001

Jrnl	Tran	Bat	Per	Ent	Reference	Tran	Tran	Description	Beginning Balance	Debit Amount	Credit Amount	Ending Balance
Type	Type	Nbr			Nbr	Date						
GJ	GL	001966	10-06		DEP10	4/27/2006		DEPRECIATION FOR APRIL		0.00	14,596.11	
GJ	GL	001992	11-06		DEP11	5/19/2006		DEPRECIATION FOR MAY		0.00	14,620.75	
GJ	GL	002016	12-06		DEP12	6/19/2006		DEPRECIATION FOR JUNE		0.00	14,679.39	
Acct: 108342 Total									-1,698,151.04	0.00	174,182.46	-1,872,333.50

Sub: 01												
DEPRECIATION TRANS & DIST. MAI												
Balance Sheet												
GJ	GL	001699	01-06		DEP01	8/3/2005		DEPRECIATION FOR JULY		0.00	22,962.04	
GJ	GL	001733	02-06		DEP02	9/7/2005		AUGUST DEPRECIATION		0.00	22,990.11	
GJ	GL	001747	03-06		DEP03	9/28/2005		DEPRECIATION FOR SEPTEMBER		0.00	23,022.00	
GJ	GL	001795	04-06		DEP04	11/4/2005		DEPRECIATION FOR OCTOBER		0.00	23,081.12	
GJ	GL	001808	05-06		DEP05	11/29/2005		DEPRECIATION FOR NOVEMBER		0.00	23,160.35	
GJ	GL	001840	06-06		DEP06	12/29/2005		DEPRECIATION FOR DECEMBER		0.00	23,219.34	
GJ	GL	001873	07-06		DEP07	1/30/2006		JANUARY DEPRECIATION		0.00	23,256.82	
GJ	GL	001901	08-06		DEP08	2/24/2006		DEPRECIATION FOR FEBRUARY		0.00	23,245.44	
GJ	GL	001931	09-06		DEP09	3/15/2006		DEPRECIATION FOR MARCH		0.00	23,270.62	
GJ	GL	001966	10-06		DEP10	4/27/2006		DEPRECIATION FOR APRIL		0.00	23,325.76	
GJ	GL	001992	11-06		DEP11	5/19/2006		DEPRECIATION FOR MAY		0.00	23,365.14	
GJ	GL	002016	12-06		DEP12	6/19/2006		DEPRECIATION FOR JUNE		0.00	23,458.85	
Acct: 108343 Total									-4,569,444.63	0.00	278,357.59	-4,847,802.22

Sub: 01												
DEPRECIATION FIRE MAINS												
Balance Sheet												
GJ	GL	001699	01-06		DEP01	8/3/2005		DEPRECIATION FOR JULY		0.00	111.99	
GJ	GL	001733	02-06		DEP02	9/7/2005		AUGUST DEPRECIATION		0.00	112.13	
GJ	GL	001747	03-06		DEP03	9/28/2005		DEPRECIATION FOR SEPTEMBER		0.00	112.29	
GJ	GL	001795	04-06		DEP04	11/4/2005		DEPRECIATION FOR OCTOBER		0.00	112.57	
GJ	GL	001808	05-06		DEP05	11/29/2005		DEPRECIATION FOR NOVEMBER		0.00	112.96	
GJ	GL	001840	06-06		DEP06	12/29/2005		DEPRECIATION FOR DECEMBER		0.00	113.25	
GJ	GL	001873	07-06		DEP07	1/30/2006		JANUARY DEPRECIATION		0.00	113.43	
GJ	GL	001901	08-06		DEP08	2/24/2006		DEPRECIATION FOR FEBRUARY		0.00	113.38	
GJ	GL	001931	09-06		DEP09	3/15/2006		DEPRECIATION FOR MARCH		0.00	113.50	
GJ	GL	001966	10-06		DEP10	4/27/2006		DEPRECIATION FOR APRIL		0.00	113.77	
GJ	GL	001992	11-06		DEP11	5/19/2006		DEPRECIATION FOR MAY		0.00	113.96	
GJ	GL	002016	12-06		DEP12	6/19/2006		DEPRECIATION FOR JUNE		0.00	114.42	
Acct: 108344 Total									-90,422.97	0.00	1,357.65	-91,780.62

Sub: 01												
DEPRECIATION SERVICES												
Balance Sheet												
GJ	GL	001699	01-06		DEP01	8/3/2005		DEPRECIATION FOR JULY		0.00	1,936.42	
GJ	GL	001733	02-06		DEP02	9/7/2005		AUGUST DEPRECIATION		0.00	1,938.79	
GJ	GL	001747	03-06		DEP03	9/28/2005		DEPRECIATION FOR SEPTEMBER		0.00	1,941.48	

Date: Tuesday, December 05, 2006
 Time: 01:55PM
 User: staylor

Frankfort Plant Board
Detail General Ledger - Standard

Page: 63 of 318
 Report: 01620.rpt
 Company: 00001

Periods: 01-06 Through 12-06 As of: 12/31/2006 Ledger ID: 00001

Jrnl	Tran	Bat	Per	Reference	Tran	Tran	Beginning	Debit	Credit	Ending
Type	Type	Nbr	Ent	Nbr	Date	Description	Balance	Amount	Amount	Balance
GJ	GL	001795	04-06	DEP04	11/4/2005	DEPRECIATION FOR OCTOBER	0.00	0.00	1,946.46	
GJ	GL	001808	05-06	DEP05	11/29/2005	DEPRECIATION FOR NOVEMBER	0.00	0.00	1,953.14	
GJ	GL	001840	06-06	DEP06	12/29/2005	DEPRECIATION FOR DECEMBER	0.00	0.00	1,958.12	
GJ	GL	001873	07-06	DEP07	1/30/2006	JANUARY DEPRECIATION	0.00	0.00	1,961.28	
GJ	GL	001901	08-06	DEP08	2/24/2006	DEPRECIATION FOR FEBRUARY	0.00	0.00	1,960.32	
GJ	GL	001931	09-06	DEP09	3/15/2006	DEPRECIATION FOR MARCH	0.00	0.00	1,962.44	
GJ	GL	001966	10-06	DEP10	4/27/2006	DEPRECIATION FOR APRIL	0.00	0.00	1,967.09	
GJ	GL	001992	11-06	DEP11	5/19/2006	DEPRECIATION FOR MAY	0.00	0.00	1,970.41	
GJ	GL	002016	12-06	DEP12	6/19/2006	DEPRECIATION FOR JUNE	0.00	0.00	1,978.32	
Acct 108345 Total							-151,003.39	0.00	23,474.27	-174,477.66

DEPRECIATION METERS										
Acct:	Sub: 01									
GJ	GL	001699	01-06	DEP01	8/3/2005	DEPRECIATION FOR JULY	0.00	0.00	2,431.27	
GJ	GL	001733	02-06	DEP02	9/7/2005	AUGUST DEPRECIATION	0.00	0.00	2,434.25	
GJ	GL	001747	03-06	DEP03	9/28/2005	DEPRECIATION FOR SEPTEMBER	0.00	0.00	2,437.62	
GJ	GL	001795	04-06	DEP04	11/4/2005	DEPRECIATION FOR OCTOBER	0.00	0.00	2,443.88	
GJ	GL	001808	05-06	DEP05	11/29/2005	DEPRECIATION FOR NOVEMBER	0.00	0.00	2,452.27	
GJ	GL	001840	06-06	DEP06	12/29/2005	DEPRECIATION FOR DECEMBER	0.00	0.00	2,458.52	
GJ	GL	001873	07-06	DEP07	1/30/2006	JANUARY DEPRECIATION	0.00	0.00	2,462.48	
GJ	GL	001901	08-06	DEP08	2/24/2006	DEPRECIATION FOR FEBRUARY	0.00	0.00	2,461.28	
GJ	GL	001931	09-06	DEP09	3/15/2006	DEPRECIATION FOR MARCH	0.00	0.00	2,463.95	
GJ	GL	001966	10-06	DEP10	4/27/2006	DEPRECIATION FOR APRIL	0.00	0.00	2,469.78	
GJ	GL	001992	11-06	DEP11	5/19/2006	DEPRECIATION FOR MAY	0.00	0.00	2,473.95	
GJ	GL	002016	12-06	DEP12	6/19/2006	DEPRECIATION FOR JUNE	0.00	0.00	2,483.88	
Acct 108346 Total							-564,401.44	0.00	29,473.13	-593,874.57

DEPRECIATION METER INATILLATIO										
Acct:	Sub: 01									
GJ	GL	001699	01-06	DEP01	8/3/2005	DEPRECIATION FOR JULY	0.00	0.00	44.63	
GJ	GL	001733	02-06	DEP02	9/7/2005	AUGUST DEPRECIATION	0.00	0.00	44.69	
GJ	GL	001747	03-06	DEP03	9/28/2005	DEPRECIATION FOR SEPTEMBER	0.00	0.00	44.75	
GJ	GL	001795	04-06	DEP04	11/4/2005	DEPRECIATION FOR OCTOBER	0.00	0.00	44.86	
GJ	GL	001808	05-06	DEP05	11/29/2005	DEPRECIATION FOR NOVEMBER	0.00	0.00	45.02	
GJ	GL	001840	06-06	DEP06	12/29/2005	DEPRECIATION FOR DECEMBER	0.00	0.00	45.13	
GJ	GL	001873	07-06	DEP07	1/30/2006	JANUARY DEPRECIATION	0.00	0.00	45.21	
GJ	GL	001901	08-06	DEP08	2/24/2006	DEPRECIATION FOR FEBRUARY	0.00	0.00	45.18	
GJ	GL	001931	09-06	DEP09	3/15/2006	DEPRECIATION FOR MARCH	0.00	0.00	45.23	
GJ	GL	001966	10-06	DEP10	4/27/2006	DEPRECIATION FOR APRIL	0.00	0.00	45.34	
GJ	GL	001992	11-06	DEP11	5/19/2006	DEPRECIATION FOR MAY	0.00	0.00	45.42	
GJ	GL	002016	12-06	DEP12	6/19/2006	DEPRECIATION FOR JUNE	0.00	0.00	45.60	

Date: Tuesday, December 05, 2006
 Time: 01:55PM
 User: staylor

Frankfort Plant Board
Detail General Ledger - Standard
 Periods: 01-06 Through 12-06 As of: 12/31/2006 Ledger ID: 00001

Page: 64 of 318
 Report: 01620.rpt
 Company: 00001

Jrnl	Tran	Bat	Per	Reference	Tran	Description	Beginning Balance	Debit Amount	Credit Amount	Ending Balance
Type	Type	Nbr	Ent	Nbr	Date					
Acct: 108348 DEPRECIATION HYDRANTS							Sub: 01			
GJ	GL	001699	01-06	DEP01	8/3/2005	DEPRECIATION FOR JULY		0.00	126.88	
GJ	GL	001733	02-06	DEP02	9/7/2005	AUGUST DEPRECIATION		0.00	127.01	
GJ	GL	001747	03-06	DEP03	9/28/2005	DEPRECIATION FOR SEPTEMBER		0.00	127.19	
GJ	GL	001795	04-06	DEP04	11/4/2005	DEPRECIATION FOR OCTOBER		0.00	127.53	
GJ	GL	001808	05-06	DEP05	11/29/2005	DEPRECIATION FOR NOVEMBER		0.00	127.96	
GJ	GL	001840	06-06	DEP06	12/29/2005	DEPRECIATION FOR DECEMBER		0.00	128.28	
GJ	GL	001873	07-06	DEP07	1/30/2006	JANUARY DEPRECIATION		0.00	128.49	
GJ	GL	001901	08-06	DEP08	2/24/2006	DEPRECIATION FOR FEBRUARY		0.00	128.42	
GJ	GL	001931	09-06	DEP09	3/15/2006	DEPRECIATION FOR MARCH		0.00	128.57	
GJ	GL	001966	10-06	DEP10	4/27/2006	DEPRECIATION FOR APRIL		0.00	128.88	
GJ	GL	001992	11-06	DEP11	5/19/2006	DEPRECIATION FOR MAY		0.00	129.09	
GJ	GL	002016	12-06	DEP12	6/19/2006	DEPRECIATION FOR JUNE		0.00	129.61	
Acct: 108348 Total							-241,253.20	0.00	1,537.91	-242,791.11

Acct: 108349 DEPRECIATION OTHER T & D PLANT							Sub: 01			
GJ	GL	001699	01-06	DEP01	8/3/2005	DEPRECIATION FOR JULY		0.00	1,138.56	
GJ	GL	001733	02-06	DEP02	9/7/2005	AUGUST DEPRECIATION		0.00	1,139.95	
GJ	GL	001747	03-06	DEP03	9/28/2005	DEPRECIATION FOR SEPTEMBER		0.00	1,141.53	
GJ	GL	001795	04-06	DEP04	11/4/2005	DEPRECIATION FOR OCTOBER		0.00	1,144.46	
GJ	GL	001808	05-06	DEP05	11/29/2005	DEPRECIATION FOR NOVEMBER		0.00	1,148.39	
GJ	GL	001840	06-06	DEP06	12/29/2005	DEPRECIATION FOR DECEMBER		0.00	1,151.32	
GJ	GL	001873	07-06	DEP07	1/30/2006	JANUARY DEPRECIATION		0.00	1,153.17	
GJ	GL	001901	08-06	DEP08	2/24/2006	DEPRECIATION FOR FEBRUARY		0.00	1,152.61	
GJ	GL	001931	09-06	DEP09	3/15/2006	DEPRECIATION FOR MARCH		0.00	1,153.86	
GJ	GL	001966	10-06	DEP10	4/27/2006	DEPRECIATION FOR APRIL		0.00	1,156.59	
GJ	GL	001992	11-06	DEP11	5/19/2006	DEPRECIATION FOR MAY		0.00	1,158.55	
GJ	GL	002016	12-06	DEP12	6/19/2006	DEPRECIATION FOR JUNE		0.00	1,163.19	
Acct: 108349 Total							-74,594.61	0.00	13,802.18	-88,396.79

Acct: 108352 DEPRECIATION ELECTRIC TRANS ST							Sub: 01			
GJ	GL	001699	01-06	DEP01	8/3/2005	DEPRECIATION FOR JULY		0.00	3,153.82	
GJ	GL	001733	02-06	DEP02	9/7/2005	AUGUST DEPRECIATION		0.00	3,178.32	
GJ	GL	001747	03-06	DEP03	9/28/2005	DEPRECIATION FOR SEPTEMBER		0.00	3,193.31	
GJ	GL	001795	04-06	DEP04	11/4/2005	DEPRECIATION FOR OCTOBER		0.00	3,203.14	
GJ	GL	001808	05-06	DEP05	11/29/2005	DEPRECIATION FOR NOVEMBER		0.00	3,213.76	
GJ	GL	001840	06-06	DEP06	12/29/2005	DEPRECIATION FOR DECEMBER		0.00	3,220.72	
Acct: 108352 Total							-74,594.61	0.00	13,802.18	-88,396.79

Balance Sheet

Date: Tuesday, December 05, 2006
 Time: 01:55PM
 User: staylor

Frankfort Plant Board
Detail General Ledger - Standard
 Periods: 01-06 Through 12-06 As of: 12/31/2006 Ledger ID: 00001

Page: 65 of 318
 Report: 01620.rpt
 Company: 00001

Jrnl	Tran	Bat	Per	Reference	Tran	Tran	Beginning	Debit	Credit	Ending
Type	Type	Nbr	Ent	Nbr	Date	Description	Balance	Amount	Amount	Balance
GJ	GL	001873	07-06	DEP07	1/30/2006	JANUARY DEPRECIATION	0.00	0.00	3,228.06	
GJ	GL	001901	08-06	DEP08	2/24/2006	DEPRECIATION FOR FEBRUARY	0.00	0.00	3,234.38	
GJ	GL	001931	09-06	DEP09	3/15/2006	DEPRECIATION FOR MARCH	0.00	0.00	3,242.91	
GJ	GL	001966	10-06	DEP10	4/27/2006	DEPRECIATION FOR APRIL	0.00	0.00	3,256.49	
GJ	GL	001992	11-06	DEP11	5/19/2006	DEPRECIATION FOR MAY	0.00	0.00	3,269.51	
GJ	GL	002016	12-06	DEP12	6/19/2006	DEPRECIATION FOR JUNE	0.00	0.00	3,276.07	
Acct: 108352 Total							-1,354,998.32	0.00	38,670.49	-1,393,668.81

Jrnl	Tran	Bat	Per	Reference	Tran	Tran	Beginning	Debit	Credit	Ending
Type	Type	Nbr	Ent	Nbr	Date	Description	Balance	Amount	Amount	Balance
GJ	GL	001699	01-06	DEP01	8/3/2005	DEPRECIATION FOR JULY	0.00	0.00	12,062.50	
GJ	GL	001733	02-06	DEP02	9/7/2005	AUGUST DEPRECIATION	0.00	0.00	12,156.18	
GJ	GL	001747	03-06	DEP03	9/28/2005	DEPRECIATION FOR SEPTEMBER	0.00	0.00	12,213.52	
GJ	GL	001795	04-06	DEP04	11/4/2005	DEPRECIATION FOR OCTOBER	0.00	0.00	12,251.13	
GJ	GL	001808	05-06	DEP05	11/29/2005	DEPRECIATION FOR NOVEMBER	0.00	0.00	12,291.75	
GJ	GL	001840	06-06	DEP06	12/29/2005	DEPRECIATION FOR DECEMBER	0.00	0.00	12,318.37	
GJ	GL	001873	07-06	DEP07	1/30/2006	JANUARY DEPRECIATION	0.00	0.00	12,346.43	
GJ	GL	001901	08-06	DEP08	2/24/2006	DEPRECIATION FOR FEBRUARY	0.00	0.00	12,370.61	
GJ	GL	001931	09-06	DEP09	3/15/2006	DEPRECIATION FOR MARCH	0.00	0.00	12,403.22	
GJ	GL	001966	10-06	DEP10	4/27/2006	DEPRECIATION FOR APRIL	0.00	0.00	12,455.15	
GJ	GL	001992	11-06	DEP11	5/19/2006	DEPRECIATION FOR MAY	0.00	0.00	12,504.95	
GJ	GL	002016	12-06	DEP12	6/19/2006	DEPRECIATION FOR JUNE	0.00	0.00	12,530.07	
Acct: 108353 Total							-5,165,269.51	0.00	147,903.88	-5,313,173.39

Jrnl	Tran	Bat	Per	Reference	Tran	Tran	Beginning	Debit	Credit	Ending
Type	Type	Nbr	Ent	Nbr	Date	Description	Balance	Amount	Amount	Balance
GJ	GL	001699	01-06	DEP01	8/3/2005	DEPRECIATION FOR JULY	0.00	0.00	1,618.95	
GJ	GL	001733	02-06	DEP02	9/7/2005	AUGUST DEPRECIATION	0.00	0.00	1,631.53	
GJ	GL	001747	03-06	DEP03	9/28/2005	DEPRECIATION FOR SEPTEMBER	0.00	0.00	1,639.22	
GJ	GL	001795	04-06	DEP04	11/4/2005	DEPRECIATION FOR OCTOBER	0.00	0.00	1,644.27	
GJ	GL	001808	05-06	DEP05	11/29/2005	DEPRECIATION FOR NOVEMBER	0.00	0.00	1,649.72	
GJ	GL	001840	06-06	DEP06	12/29/2005	DEPRECIATION FOR DECEMBER	0.00	0.00	1,653.30	
GJ	GL	001873	07-06	DEP07	1/30/2006	JANUARY DEPRECIATION	0.00	0.00	1,657.06	
GJ	GL	001901	08-06	DEP08	2/24/2006	DEPRECIATION FOR FEBRUARY	0.00	0.00	1,660.31	
GJ	GL	001931	09-06	DEP09	3/15/2006	DEPRECIATION FOR MARCH	0.00	0.00	1,664.68	
GJ	GL	001966	10-06	DEP10	4/27/2006	DEPRECIATION FOR APRIL	0.00	0.00	1,671.65	
GJ	GL	001992	11-06	DEP11	5/19/2006	DEPRECIATION FOR MAY	0.00	0.00	1,678.34	
GJ	GL	002016	12-06	DEP12	6/19/2006	DEPRECIATION FOR JUNE	0.00	0.00	1,681.71	
Acct: 108355 Total							-288,135.67	0.00	19,850.74	-307,986.41

Acct: 108356 DEPRECIATION TRANS OH CONDUCTOSub: 01 Balance Sheet

Date: Tuesday, December 05, 2006
 Time: 01:55PM
 User: staylor

Frankfort Plant Board
Detail General Ledger - Standard

Page: 66 of 318
 Report: 01620.rpt
 Company: 00001

Periods: 01-06 Through 12-06 As of: 12/31/2006 Ledger ID: 00001

Jrnl	Tran	Bat	Per	Reference	Tran	Tran	Beginning	Debit	Credit	Ending
Type	Type	Nbr	Ent	Nbr	Date	Description	Balance	Amount	Amount	Balance
GJ	GL	001699	01-06	DEP01	8/3/2005	DEPRECIATION FOR JULY		0.00	4,033.45	
GJ	GL	001733	02-06	DEP02	9/7/2005	AUGUST DEPRECIATION		0.00	4,064.78	
GJ	GL	001747	03-06	DEP03	9/28/2005	DEPRECIATION FOR SEPTEMBER		0.00	4,083.95	
GJ	GL	001795	04-06	DEP04	11/4/2005	DEPRECIATION FOR OCTOBER		0.00	4,096.52	
GJ	GL	001808	05-06	DEP05	11/29/2005	DEPRECIATION FOR NOVEMBER		0.00	4,110.11	
GJ	GL	001840	06-06	DEP06	12/29/2005	DEPRECIATION FOR DECEMBER		0.00	4,119.01	
GJ	GL	001873	07-06	DEP07	1/30/2006	JANUARY DEPRECIATION		0.00	4,128.39	
GJ	GL	001901	08-06	DEP08	2/24/2006	DEPRECIATION FOR FEBRUARY		0.00	4,136.48	
GJ	GL	001931	09-06	DEP09	3/15/2006	DEPRECIATION FOR MARCH		0.00	4,147.38	
GJ	GL	001966	10-06	DEP10	4/27/2006	DEPRECIATION FOR APRIL		0.00	4,164.74	
GJ	GL	001992	11-06	DEP11	5/19/2006	DEPRECIATION FOR MAY		0.00	4,181.40	
GJ	GL	002016	12-06	DEP12	6/19/2006	DEPRECIATION FOR JUNE		0.00	4,189.80	
Acct: 108361 Total							-1,724,457.36	0.00	49,456.01	-1,773,913.37

Acct:	108362	DEPRECIATION ELECT DIST STATIO	Sub:	01	Balance Sheet					
GJ	GL	001699	01-06	DEP01	8/3/2005	DEPRECIATION FOR JULY		0.00	1,135.35	
GJ	GL	001733	02-06	DEP02	9/7/2005	AUGUST DEPRECIATION		0.00	1,144.17	
GJ	GL	001747	03-06	DEP03	9/28/2005	DEPRECIATION FOR SEPTEMBER		0.00	1,149.57	
GJ	GL	001795	04-06	DEP04	11/4/2005	DEPRECIATION FOR OCTOBER		0.00	1,153.11	
GJ	GL	001808	05-06	DEP05	11/29/2005	DEPRECIATION FOR NOVEMBER		0.00	1,156.93	
GJ	GL	001840	06-06	DEP06	12/29/2005	DEPRECIATION FOR DECEMBER		0.00	1,159.44	
GJ	GL	001873	07-06	DEP07	1/30/2006	JANUARY DEPRECIATION		0.00	1,162.08	
GJ	GL	001901	08-06	DEP08	2/24/2006	DEPRECIATION FOR FEBRUARY		0.00	1,164.35	
GJ	GL	001931	09-06	DEP09	3/15/2006	DEPRECIATION FOR MARCH		0.00	1,167.42	
GJ	GL	001966	10-06	DEP10	4/27/2006	DEPRECIATION FOR APRIL		0.00	1,172.31	
GJ	GL	001992	11-06	DEP11	5/19/2006	DEPRECIATION FOR MAY		0.00	1,177.00	
GJ	GL	002016	12-06	DEP12	6/19/2006	DEPRECIATION FOR JUNE		0.00	1,179.36	
Acct: 108361 Total							-317,952.09	0.00	13,921.09	-331,873.18

Acct:	108362	DEPRECIATION ELECT DIST STATIO	Sub:	01	Balance Sheet					
GJ	GL	001699	01-06	DEP01	8/3/2005	DEPRECIATION FOR JULY		0.00	16,900.41	
GJ	GL	001733	02-06	DEP02	9/7/2005	AUGUST DEPRECIATION		0.00	17,031.67	
GJ	GL	001747	03-06	DEP03	9/28/2005	DEPRECIATION FOR SEPTEMBER		0.00	17,112.00	
GJ	GL	001795	04-06	DEP04	11/4/2005	DEPRECIATION FOR OCTOBER		0.00	17,164.70	
GJ	GL	001808	05-06	DEP05	11/29/2005	DEPRECIATION FOR NOVEMBER		0.00	17,221.61	
GJ	GL	001840	06-06	DEP06	12/29/2005	DEPRECIATION FOR DECEMBER		0.00	17,258.91	
GJ	GL	001873	07-06	DEP07	1/30/2006	JANUARY DEPRECIATION		0.00	17,298.22	
GJ	GL	001901	08-06	DEP08	2/24/2006	DEPRECIATION FOR FEBRUARY		0.00	17,332.10	
GJ	GL	001931	09-06	DEP09	3/15/2006	DEPRECIATION FOR MARCH		0.00	17,377.79	

Date: Tuesday, December 05, 2006
 Time: 01:55PM
 User: staylor

Frankfort Plant Board
Detail General Ledger - Standard

Periods: 01-06 Through 12-06 As of: 12/3/2006 Ledger ID: 00001

Jrnl	Tran	Bat	Per	Reference	Tran	Tran	Description	Beginning Balance	Debit Amount	Credit Amount	Ending Balance
Type	Type	Nbr	Ent	Nbr	Date						
GJ	GL	001966	10-06	DEP10	4/27/2006		DEPRECIATION FOR APRIL		0.00	17,450.54	
GJ	GL	001992	11-06	DEP11	5/19/2006		DEPRECIATION FOR MAY		0.00	17,520.31	
GJ	GL	002016	12-06	DEP12	6/19/2006		DEPRECIATION FOR JUNE		0.00	17,555.52	
Acct 108362 Total								-2,096,376.73	0.00	207,223.78	-2,303,600.51

Balance Sheet											
Acct:	108363 DEPRECIATION ELECT DIST STORAGE Sub: 01										
GJ	GL	001699	01-06	DEP01	8/3/2005		DEPRECIATION FOR JULY		0.00	50.20	
GJ	GL	001733	02-06	DEP02	9/7/2005		AUGUST DEPRECIATION		0.00	50.59	
GJ	GL	001747	03-06	DEP03	9/28/2005		DEPRECIATION FOR SEPTEMBER		0.00	50.83	
GJ	GL	001795	04-06	DEP04	11/4/2005		DEPRECIATION FOR OCTOBER		0.00	50.98	
GJ	GL	001808	05-06	DEP05	11/29/2005		DEPRECIATION FOR NOVEMBER		0.00	51.15	
GJ	GL	001840	06-06	DEP06	12/29/2005		DEPRECIATION FOR DECEMBER		0.00	51.26	
GJ	GL	001873	07-06	DEP07	1/30/2006		JANUARY DEPRECIATION		0.00	51.38	
GJ	GL	001901	08-06	DEP08	2/24/2006		DEPRECIATION FOR FEBRUARY		0.00	51.48	
GJ	GL	001931	09-06	DEP09	3/15/2006		DEPRECIATION FOR MARCH		0.00	51.62	
GJ	GL	001966	10-06	DEP10	4/27/2006		DEPRECIATION FOR APRIL		0.00	51.83	
GJ	GL	001992	11-06	DEP11	5/19/2006		DEPRECIATION FOR MAY		0.00	52.04	
GJ	GL	002016	12-06	DEP12	6/19/2006		DEPRECIATION FOR JUNE		0.00	52.15	
Acct 108363 Total								-18,107.61	0.00	615.51	-18,723.12

Balance Sheet											
Acct:	108364 DEPRECIATION ELECT DIST POLES Sub: 01										
GJ	GL	001699	01-06	DEP01	8/3/2005		DEPRECIATION FOR JULY		0.00	3,567.38	
GJ	GL	001733	02-06	DEP02	9/7/2005		AUGUST DEPRECIATION		0.00	3,595.08	
GJ	GL	001747	03-06	DEP03	9/28/2005		DEPRECIATION FOR SEPTEMBER		0.00	3,612.04	
GJ	GL	001795	04-06	DEP04	11/4/2005		DEPRECIATION FOR OCTOBER		0.00	3,623.16	
GJ	GL	001808	05-06	DEP05	11/29/2005		DEPRECIATION FOR NOVEMBER		0.00	3,635.17	
GJ	GL	001840	06-06	DEP06	12/29/2005		DEPRECIATION FOR DECEMBER		0.00	3,643.05	
GJ	GL	001873	07-06	DEP07	1/30/2006		JANUARY DEPRECIATION		0.00	3,651.35	
GJ	GL	001901	08-06	DEP08	2/24/2006		DEPRECIATION FOR FEBRUARY		0.00	3,658.50	
GJ	GL	001931	09-06	DEP09	3/15/2006		DEPRECIATION FOR MARCH		0.00	3,668.14	
GJ	GL	001966	10-06	DEP10	4/27/2006		DEPRECIATION FOR APRIL		0.00	3,683.50	
GJ	GL	001992	11-06	DEP11	5/19/2006		DEPRECIATION FOR MAY		0.00	3,698.23	
GJ	GL	002016	12-06	DEP12	6/19/2006		DEPRECIATION FOR JUNE		0.00	3,705.66	
Acct 108364 Total								-537,169.10	0.00	43,741.26	-580,910.36

Balance Sheet											
Acct:	108365 DEPRECIATION ELECT DIST OH CON Sub: 01										
GJ	GL	001699	01-06	DEP01	8/3/2005		DEPRECIATION FOR JULY		0.00	11,694.10	
GJ	GL	001733	02-06	DEP02	9/7/2005		AUGUST DEPRECIATION		0.00	11,784.93	
GJ	GL	001747	03-06	DEP03	9/28/2005		DEPRECIATION FOR SEPTEMBER		0.00	11,840.51	

Date: Tuesday, December 05, 2006
 Time: 01:55PM
 User: staylor

Jrnl	Tran	Bat	Per	Ent	Reference	Tran	Date	Description	Beginning Balance	Debit Amount	Credit Amount	Ending Balance
GJ	GL	001795	04-06		DEP04		11/4/2005	DEPRECIATION FOR OCTOBER		0.00	11,876.97	
GJ	GL	001808	05-06		DEP05		11/29/2005	DEPRECIATION FOR NOVEMBER		0.00	11,916.36	
GJ	GL	001840	06-06		DEP06		12/29/2005	DEPRECIATION FOR DECEMBER		0.00	11,942.16	
GJ	GL	001873	07-06		DEP07		1/30/2006	JANUARY DEPRECIATION		0.00	11,969.37	
GJ	GL	001901	08-06		DEP08		2/24/2006	DEPRECIATION FOR FEBRUARY		0.00	11,992.81	
GJ	GL	001931	09-06		DEP09		3/15/2006	DEPRECIATION FOR MARCH		0.00	12,024.42	
GJ	GL	001966	10-06		DEP10		4/27/2006	DEPRECIATION FOR APRIL		0.00	12,074.76	
GJ	GL	001992	11-06		DEP11		5/19/2006	DEPRECIATION FOR MAY		0.00	12,123.04	
GJ	GL	002016	12-06		DEP12		6/19/2006	DEPRECIATION FOR JUNE		0.00	12,147.40	
Acct 108365 Total									-3,195,926.78	0.00	143,386.83	-3,339,313.51

Jrnl	Tran	Bat	Per	Ent	Reference	Tran	Date	Description	Beginning Balance	Debit Amount	Credit Amount	Ending Balance
GJ	GL	001699	01-06		DEP01		8/3/2005	DEPRECIATION FOR JULY		0.00	4,923.59	
GJ	GL	001733	02-06		DEP02		9/7/2005	AUGUST DEPRECIATION		0.00	4,961.83	
GJ	GL	001747	03-06		DEP03		9/28/2005	DEPRECIATION FOR SEPTEMBER		0.00	4,985.23	
GJ	GL	001795	04-06		DEP04		11/4/2005	DEPRECIATION FOR OCTOBER		0.00	5,000.58	
GJ	GL	001808	05-06		DEP05		11/29/2005	DEPRECIATION FOR NOVEMBER		0.00	5,017.16	
GJ	GL	001840	06-06		DEP06		12/29/2005	DEPRECIATION FOR DECEMBER		0.00	5,028.03	
GJ	GL	001873	07-06		DEP07		1/30/2006	JANUARY DEPRECIATION		0.00	5,039.48	
GJ	GL	001901	08-06		DEP08		2/24/2006	DEPRECIATION FOR FEBRUARY		0.00	5,049.35	
GJ	GL	001931	09-06		DEP09		3/15/2006	DEPRECIATION FOR MARCH		0.00	5,062.66	
GJ	GL	001966	10-06		DEP10		4/27/2006	DEPRECIATION FOR APRIL		0.00	5,083.86	
GJ	GL	001992	11-06		DEP11		5/19/2006	DEPRECIATION FOR MAY		0.00	5,104.18	
GJ	GL	002016	12-06		DEP12		6/19/2006	DEPRECIATION FOR JUNE		0.00	5,114.44	
Acct 108366 Total									-453,989.44	0.00	60,370.39	-514,359.83

Acct:	108367	DEPRECIATION ELECT UG CONDUIT	Sub:	01	Balance Sheet
GJ	GL	001699	01-06	DEP01	10,064.40
GJ	GL	001733	02-06	DEP02	10,142.57
GJ	GL	001747	03-06	DEP03	10,190.41
GJ	GL	001795	04-06	DEP04	10,221.79
GJ	GL	001808	05-06	DEP05	10,255.68
GJ	GL	001840	06-06	DEP06	10,277.89
GJ	GL	001873	07-06	DEP07	10,301.30
GJ	GL	001901	08-06	DEP08	10,321.48
GJ	GL	001931	09-06	DEP09	10,348.69
GJ	GL	001966	10-06	DEP10	10,392.01
GJ	GL	001992	11-06	DEP11	10,433.56
GJ	GL	002016	12-06	DEP12	10,454.52

Date: Tuesday, December 05, 2006
 Time: 01:55PM
 User: staylor

Periods: 01-06 Through 12-06 As of: 12/31/2006 Ledger ID: 00001

Frankfort Plant Board
Detail General Ledger - Standard

Page: 69 of 318
 Report: 01620.rpt
 Company: 00001

Jrnl	Tran	Bat	Per	Reference	Tran	Description	Beginning Balance	Debit Amount	Credit Amount	Ending Balance
Type	Type	Nbr	Ent	Nbr	Date					

Acct	108368	DEPRECIATION ELECT DIST LINE T		Sub: 01	Acct	108367	Total	-935,105.98	0.00	123,404.30	-1,058,510.28		
GJ	GL	001699	01-06	DEP01	8/3/2005	DEPRECIATION FOR JULY		0.00	14,773.05				
GJ	GL	001733	02-06	DEP02	9/7/2005	AUGUST DEPRECIATION		0.00	14,887.79				
GJ	GL	001747	03-06	DEP03	9/28/2005	DEPRECIATION FOR SEPTEMBER		0.00	14,958.01				
GJ	GL	001795	04-06	DEP04	11/4/2005	DEPRECIATION FOR OCTOBER		0.00	15,004.07				
GJ	GL	001808	05-06	DEP05	11/29/2005	DEPRECIATION FOR NOVEMBER		0.00	15,053.82				
GJ	GL	001840	06-06	DEP06	12/29/2005	DEPRECIATION FOR DECEMBER		0.00	15,086.43				
GJ	GL	001873	07-06	DEP07	1/30/2006	JANUARY DEPRECIATION		0.00	15,120.79				
GJ	GL	001901	08-06	DEP08	2/24/2006	DEPRECIATION FOR FEBRUARY		0.00	15,150.40				
GJ	GL	001931	09-06	DEP09	3/15/2006	DEPRECIATION FOR MARCH		0.00	15,190.34				
GJ	GL	001966	10-06	DEP10	4/27/2006	DEPRECIATION FOR APRIL		0.00	15,253.93				
GJ	GL	001992	11-06	DEP11	5/19/2006	DEPRECIATION FOR MAY		0.00	15,314.93				
GJ	GL	002016	12-06	DEP12	6/19/2006	DEPRECIATION FOR JUNE		0.00	15,345.70				
							Acct	108368	Total	-3,189,491.46	0.00	181,139.26	-3,370,630.72

Acct	108369	DEPRECIATION ELECT DIST SERVIC		Sub: 01	Acct	108369	Total	-1,497,246.57	0.00	67,016.10	-1,564,264.67		
GJ	GL	001699	01-06	DEP01	8/3/2005	DEPRECIATION FOR JULY		0.00	5,465.75				
GJ	GL	001733	02-06	DEP02	9/7/2005	AUGUST DEPRECIATION		0.00	5,508.20				
GJ	GL	001747	03-06	DEP03	9/28/2005	DEPRECIATION FOR SEPTEMBER		0.00	5,534.18				
GJ	GL	001795	04-06	DEP04	11/4/2005	DEPRECIATION FOR OCTOBER		0.00	5,551.22				
GJ	GL	001808	05-06	DEP05	11/29/2005	DEPRECIATION FOR NOVEMBER		0.00	5,569.63				
GJ	GL	001840	06-06	DEP06	12/29/2005	DEPRECIATION FOR DECEMBER		0.00	5,581.69				
GJ	GL	001873	07-06	DEP07	1/30/2006	JANUARY DEPRECIATION		0.00	5,594.41				
GJ	GL	001901	08-06	DEP08	2/24/2006	DEPRECIATION FOR FEBRUARY		0.00	5,605.36				
GJ	GL	001931	09-06	DEP09	3/15/2006	DEPRECIATION FOR MARCH		0.00	5,620.14				
GJ	GL	001966	10-06	DEP10	4/27/2006	DEPRECIATION FOR APRIL		0.00	5,643.67				
GJ	GL	001992	11-06	DEP11	5/19/2006	DEPRECIATION FOR MAY		0.00	5,666.23				
GJ	GL	002016	12-06	DEP12	6/19/2006	DEPRECIATION FOR JUNE		0.00	5,677.62				
							Acct	108369	Total	-1,497,246.57	0.00	67,016.10	-1,564,264.67

Acct	108370	DEPRECIATION ELECT DIST METERS		Sub: 01	Acct	108370	Total	-1,497,246.57	0.00	2,158.61	-1,497,246.57
GJ	GL	001699	01-06	DEP01	8/3/2005	DEPRECIATION FOR JULY		0.00	2,158.61		
GJ	GL	001733	02-06	DEP02	9/7/2005	AUGUST DEPRECIATION		0.00	2,175.38		
GJ	GL	001747	03-06	DEP03	9/28/2005	DEPRECIATION FOR SEPTEMBER		0.00	2,185.64		
GJ	GL	001795	04-06	DEP04	11/4/2005	DEPRECIATION FOR OCTOBER		0.00	2,192.37		
GJ	GL	001808	05-06	DEP05	11/29/2005	DEPRECIATION FOR NOVEMBER		0.00	2,199.64		
GJ	GL	001840	06-06	DEP06	12/29/2005	DEPRECIATION FOR DECEMBER		0.00	2,204.40		

Balance Sheet

Frankfort Plant Board
Detail General Ledger - Standard
 Periods: 01-06 Through 12-06 As of: 12/3/2006 Ledger ID: 00001

Jrnl	Tran	Bat	Per	Reference	Tran	Tran	Beginning	Debit	Credit	Ending
Type	Type	Nbr	Ent	Nbr	Date	Description	Balance	Amount	Amount	Balance
GU	GL	001873	07-06	DEP07	1/30/2006	JANUARY DEPRECIATION		0.00	2,209.42	
GU	GL	001901	08-06	DEP08	2/24/2006	DEPRECIATION FOR FEBRUARY		0.00	2,213.75	
GU	GL	001931	09-06	DEP09	3/15/2006	DEPRECIATION FOR MARCH		0.00	2,219.58	
GU	GL	001966	10-06	DEP10	4/27/2006	DEPRECIATION FOR APRIL		0.00	2,228.88	
GU	GL	001992	11-06	DEP11	5/19/2006	DEPRECIATION FOR MAY		0.00	2,237.79	
GU	GL	002016	12-06	DEP12	6/19/2006	DEPRECIATION FOR JUNE		0.00	2,242.28	
Acct: 108370 Total							-653,808.30	0.00	26,467.74	-680,276.04

Jrnl	Tran	Bat	Per	Reference	Tran	Tran	Beginning	Debit	Credit	Ending
Type	Type	Nbr	Ent	Nbr	Date	Description	Balance	Amount	Amount	Balance
Acct: 108371	DEPRECIATION ELECT SECURITY LI Sub: 01									
GU	GL	001699	01-06	DEP01	8/3/2005	DEPRECIATION FOR JULY		0.00	498.79	
GU	GL	001733	02-06	DEP02	9/7/2005	AUGUST DEPRECIATION		0.00	502.66	
GU	GL	001747	03-06	DEP03	9/28/2005	DEPRECIATION FOR SEPTEMBER		0.00	505.03	
GU	GL	001795	04-06	DEP04	11/4/2005	DEPRECIATION FOR OCTOBER		0.00	506.59	
GU	GL	001808	05-06	DEP05	11/29/2005	DEPRECIATION FOR NOVEMBER		0.00	508.27	
GU	GL	001840	06-06	DEP06	12/29/2005	DEPRECIATION FOR DECEMBER		0.00	509.37	
GU	GL	001873	07-06	DEP07	1/30/2006	JANUARY DEPRECIATION		0.00	510.53	
GU	GL	001901	08-06	DEP08	2/24/2006	DEPRECIATION FOR FEBRUARY		0.00	511.53	
GU	GL	001931	09-06	DEP09	3/15/2006	DEPRECIATION FOR MARCH		0.00	512.87	
GU	GL	001966	10-06	DEP10	4/27/2006	DEPRECIATION FOR APRIL		0.00	515.02	
GU	GL	001992	11-06	DEP11	5/19/2006	DEPRECIATION FOR MAY		0.00	517.08	
GU	GL	002016	12-06	DEP12	6/19/2006	DEPRECIATION FOR JUNE		0.00	518.12	
Acct: 108371 Total							-32,522.69	0.00	6,115.86	-38,638.55

Jrnl	Tran	Bat	Per	Reference	Tran	Tran	Beginning	Debit	Credit	Ending
Type	Type	Nbr	Ent	Nbr	Date	Description	Balance	Amount	Amount	Balance
Acct: 108373	DEPRECIATION ELEC STREET LIGHT Sub: 01									
GU	GL	001699	01-06	DEP01	8/3/2005	DEPRECIATION FOR JULY		0.00	1,781.41	
GU	GL	001733	02-06	DEP02	9/7/2005	AUGUST DEPRECIATION		0.00	1,795.23	
GU	GL	001747	03-06	DEP03	9/28/2005	DEPRECIATION FOR SEPTEMBER		0.00	1,803.68	
GU	GL	001795	04-06	DEP04	11/4/2005	DEPRECIATION FOR OCTOBER		0.00	1,809.27	
GU	GL	001808	05-06	DEP05	11/29/2005	DEPRECIATION FOR NOVEMBER		0.00	1,815.26	
GU	GL	001840	06-06	DEP06	12/29/2005	DEPRECIATION FOR DECEMBER		0.00	1,819.18	
GU	GL	001873	07-06	DEP07	1/30/2006	JANUARY DEPRECIATION		0.00	1,823.32	
GU	GL	001901	08-06	DEP08	2/24/2006	DEPRECIATION FOR FEBRUARY		0.00	1,826.89	
GU	GL	001931	09-06	DEP09	3/15/2006	DEPRECIATION FOR MARCH		0.00	1,831.72	
GU	GL	001966	10-06	DEP10	4/27/2006	DEPRECIATION FOR APRIL		0.00	1,839.38	
GU	GL	001992	11-06	DEP11	5/19/2006	DEPRECIATION FOR MAY		0.00	1,846.72	
GU	GL	002016	12-06	DEP12	6/19/2006	DEPRECIATION FOR JUNE		0.00	1,850.43	
Acct: 108373 Total							-471,987.58	0.00	21,842.49	-493,830.07

Acct: 108390 DEPRECIATION GENERAL PLANT STRU Sub: 01

Balance Sheet

Date: Tuesday, December 05, 2006
 Time: 01:55PM
 User: staylor

Frankfort Plant Board
Detail General Ledger - Standard

Page: 71 of 318
 Report: 01620.rpt
 Company: 00001

Periods: 01-06 Through 12-06 As of: 12/31/2006 Ledger ID: 00001

Jrnl	Tran	Bat	Per	Reference	Tran	Tran	Beginning	Debit	Credit	Ending
Type	Type	Nbr	Ent	Nbr	Date	Description	Balance	Amount	Amount	Balance
GJ	GL	001699	01-06	DEP01	8/3/2005	DEPRECIATION FOR JULY		0.00	6,510.54	
GJ	GL	001733	02-06	DEP02	9/7/2005	AUGUST DEPRECIATION		0.00	7,641.19	
GJ	GL	001747	03-06	DEP03	9/28/2005	DEPRECIATION FOR SEPTEMBER		0.00	8,074.93	
GJ	GL	001795	04-06	DEP04	11/4/2005	DEPRECIATION FOR OCTOBER		0.00	8,487.83	
GJ	GL	001808	05-06	DEP05	11/29/2005	DEPRECIATION FOR NOVEMBER		0.00	8,495.10	
GJ	GL	001840	06-06	DEP06	12/29/2005	DEPRECIATION FOR DECEMBER		0.00	8,509.01	
GJ	GL	001873	07-06	DEP07	1/30/2006	JANUARY DEPRECIATION		0.00	9,691.91	
GJ	GL	001901	08-06	DEP08	2/24/2006	DEPRECIATION FOR FEBRUARY		0.00	9,691.98	
GJ	GL	001931	09-06	DEP09	3/15/2006	DEPRECIATION FOR MARCH		0.00	9,694.37	
GJ	GL	001966	10-06	DEP10	4/27/2006	DEPRECIATION FOR APRIL		0.00	6,608.22	
GJ	GL	001992	11-06	DEP11	5/19/2006	DEPRECIATION FOR MAY		0.00	6,636.08	
GJ	GL	002016	12-06	DEP12	6/19/2006	DEPRECIATION FOR JUNE		0.00	6,715.26	
Acct: 108390 Total							-1,130,811.09	0.00	96,756.42	-1,227,567.51

Jrnl	Tran	Bat	Per	Reference	Tran	Tran	Beginning	Debit	Credit	Ending
Type	Type	Nbr	Ent	Nbr	Date	Description	Balance	Amount	Amount	Balance
Acct: 108391 DEPRECIATION GENERAL OFFICE EQ Sub: 01										
GJ	GL	001699	01-06	DEP01	8/3/2005	DEPRECIATION FOR JULY		0.00	41,323.68	
GJ	GL	001733	02-06	DEP02	9/7/2005	AUGUST DEPRECIATION		0.00	41,198.40	
GJ	GL	001747	03-06	DEP03	9/28/2005	DEPRECIATION FOR SEPTEMBER		0.00	41,436.15	
GJ	GL	001795	04-06	DEP04	11/4/2005	DEPRECIATION FOR OCTOBER		0.00	41,739.04	
GJ	GL	001808	05-06	DEP05	11/29/2005	DEPRECIATION FOR NOVEMBER		0.00	41,812.20	
GJ	GL	001840	06-06	DEP06	12/29/2005	DEPRECIATION FOR DECEMBER		0.00	41,975.40	
GJ	GL	001873	07-06	DEP07	1/30/2006	JANUARY DEPRECIATION		0.00	41,711.72	
GJ	GL	001901	08-06	DEP08	2/24/2006	DEPRECIATION FOR FEBRUARY		0.00	41,852.97	
GJ	GL	001931	09-06	DEP09	3/15/2006	DEPRECIATION FOR MARCH		0.00	41,856.29	
GJ	GL	001966	10-06	DEP10	4/27/2006	DEPRECIATION FOR APRIL		0.00	42,233.14	
GJ	GL	001992	11-06	DEP11	5/19/2006	DEPRECIATION FOR MAY		0.00	42,681.13	
GJ	GL	002016	12-06	DEP12	6/19/2006	DEPRECIATION FOR JUNE		0.00	42,725.04	
Acct: 108391 Total							-3,846,271.51	0.00	502,545.16	-4,348,816.67

Jrnl	Tran	Bat	Per	Reference	Tran	Tran	Beginning	Debit	Credit	Ending
Type	Type	Nbr	Ent	Nbr	Date	Description	Balance	Amount	Amount	Balance
Acct: 108392 DEPRECIATION GENERAL TRANSPORT Sub: 01										
GJ	GL	001699	01-06	DEP01	8/3/2005	DEPRECIATION FOR JULY		0.00	24,172.52	
GJ	GL	001733	02-06	DEP02	9/7/2005	AUGUST DEPRECIATION		0.00	24,191.71	
GJ	GL	001747	03-06	DEP03	9/28/2005	DEPRECIATION FOR SEPTEMBER		0.00	24,208.44	
GJ	GL	001795	04-06	DEP04	11/4/2005	DEPRECIATION FOR OCTOBER		0.00	24,250.43	
GJ	GL	001808	05-06	DEP05	11/29/2005	DEPRECIATION FOR NOVEMBER		0.00	24,268.31	
GJ	GL	001849	06-06	JE06-1	1/4/2006	REC SALE/TRADE 12VECHFULDEP		380,253.45		24,268.31
GJ	GL	001879	07-06	JE07-1	2/1/2006	REC DISPOSITION VECH311		13,309.56		21,099.78
GJ	GL	001901	08-06	DEP08	2/24/2006	DEPRECIATION FOR FEBRUARY		0.00	24,280.51	
GJ	GL	001931	09-06	DEP09	3/15/2006	DEPRECIATION FOR MARCH		0.00	24,458.02	

Date: Tuesday, December 05, 2006
 Time: 01:55PM
 User: staylor

Frankfort Plant Board
Detail General Ledger - Standard

Periods: 01-06 Through 12-06 As of: 12/3/2006 Ledger ID: 00001

Jrnl	Tran	Bat	Per	Reference	Tran	Description	Beginning Balance	Debit Amount	Credit Amount	Ending Balance
Type	Type	Nbr	Ent	Nbr	Date					
GJ	GL	001966	10-06	DEP10	4/27/2006	DEPRECIATION FOR APRIL		0.00	24,474.08	
GJ	GL	001992	11-06	DEP11	5/19/2006	DEPRECIATION FOR MAY		0.00	24,474.08	
GJ	GL	002016	12-06	DEP12	6/19/2006	DEPRECIATION FOR JUNE		0.00	24,474.08	
Acct: 108392 Total							-2,559,735.84	393,563.01	288,620.27	-2,454,793.10

Balance Sheet										
Acct: 108393 DEPRECIATION GENERAL STORES EQ Sub: 01										
GJ	GL	001699	01-06	DEP01	8/3/2005	DEPRECIATION FOR JULY		0.00	236.26	
GJ	GL	001733	02-06	DEP02	9/7/2005	AUGUST DEPRECIATION		0.00	236.26	
GJ	GL	001747	03-06	DEP03	9/28/2005	DEPRECIATION FOR SEPTEMBER		0.00	236.26	
GJ	GL	001795	04-06	DEP04	11/4/2005	DEPRECIATION FOR OCTOBER		0.00	236.26	
GJ	GL	001808	05-06	DEP05	11/29/2005	DEPRECIATION FOR NOVEMBER		0.00	236.26	
GJ	GL	001840	06-06	DEP06	12/29/2005	DEPRECIATION FOR DECEMBER		0.00	236.26	
GJ	GL	001873	07-06	DEP07	1/30/2006	JANUARY DEPRECIATION		0.00	236.26	
GJ	GL	001901	08-06	DEP08	2/24/2006	DEPRECIATION FOR FEBRUARY		0.00	236.26	
GJ	GL	001931	09-06	DEP09	3/15/2006	DEPRECIATION FOR MARCH		0.00	236.26	
GJ	GL	001966	10-06	DEP10	4/27/2006	DEPRECIATION FOR APRIL		0.00	236.26	
GJ	GL	001992	11-06	DEP11	5/19/2006	DEPRECIATION FOR MAY		0.00	236.26	
GJ	GL	002016	12-06	DEP12	6/19/2006	DEPRECIATION FOR JUNE		0.00	236.26	
Acct: 108393 Total							-38,472.23	0.00	2,835.12	-41,307.35

Balance Sheet										
Acct: 108394 DEPRECIATION GEN TOOLS SHOP & Sub: 01										
GJ	GL	001699	01-06	DEP01	8/3/2005	DEPRECIATION FOR JULY		0.00	742.57	
GJ	GL	001733	02-06	DEP02	9/7/2005	AUGUST DEPRECIATION		0.00	767.53	
GJ	GL	001747	03-06	DEP03	9/28/2005	DEPRECIATION FOR SEPTEMBER		0.00	767.53	
GJ	GL	001795	04-06	DEP04	11/4/2005	DEPRECIATION FOR OCTOBER		0.00	767.53	
GJ	GL	001808	05-06	DEP05	11/29/2005	DEPRECIATION FOR NOVEMBER		0.00	767.53	
GJ	GL	001840	06-06	DEP06	12/29/2005	DEPRECIATION FOR DECEMBER		0.00	767.53	
GJ	GL	001873	07-06	DEP07	1/30/2006	JANUARY DEPRECIATION		0.00	767.53	
GJ	GL	001901	08-06	DEP08	2/24/2006	DEPRECIATION FOR FEBRUARY		0.00	767.53	
GJ	GL	001931	09-06	DEP09	3/15/2006	DEPRECIATION FOR MARCH		0.00	767.53	
GJ	GL	001966	10-06	DEP10	4/27/2006	DEPRECIATION FOR APRIL		0.00	767.54	
GJ	GL	001992	11-06	DEP11	5/19/2006	DEPRECIATION FOR MAY		0.00	767.53	
GJ	GL	002016	12-06	DEP12	6/19/2006	DEPRECIATION FOR JUNE		0.00	767.54	
Acct: 108394 Total							-318,738.43	0.00	9,185.42	-327,923.85

Balance Sheet										
Acct: 108395 DEPRECIATION GENERAL LABORATORSub: 01										
GJ	GL	001699	01-06	DEP01	8/3/2005	DEPRECIATION FOR JULY		0.00	108.28	
GJ	GL	001733	02-06	DEP02	9/7/2005	AUGUST DEPRECIATION		0.00	108.28	
GJ	GL	001747	03-06	DEP03	9/28/2005	DEPRECIATION FOR SEPTEMBER		0.00	108.28	

Date: Tuesday, December 05, 2006
 Time: 01:55PM
 User: staylor

Frankfort Plant Board
Detail General Ledger - Standard
 Periods: 01-06 Through 12-06 As of: 12/3/2006 Ledger ID: 00001

Page: 73 of 318
 Report: 01620.rpt
 Company: 00001

Jrnl	Tran	Bat	Per	Reference	Tran	Tran	Description	Beginning	Debit	Credit	Ending			
Type	Type	Nbr	Ent	Nbr	Date			Balance	Amount	Amount	Balance			
GJ	GL	001795	04-06	DEP04	11/4/2005		DEPRECIATION FOR OCTOBER		0.00	108.28				
GJ	GL	001808	05-06	DEP05	11/29/2005		DEPRECIATION FOR NOVEMBER		0.00	108.28				
GJ	GL	001840	06-06	DEP06	12/29/2005		DEPRECIATION FOR DECEMBER		0.00	108.28				
GJ	GL	001873	07-06	DEP07	1/30/2006		JANUARY DEPRECIATION		0.00	108.28				
GJ	GL	001901	08-06	DEP08	2/24/2006		DEPRECIATION FOR FEBRUARY		0.00	108.28				
GJ	GL	001931	09-06	DEP09	3/15/2006		DEPRECIATION FOR MARCH		0.00	108.28				
GJ	GL	001966	10-06	DEP10	4/27/2006		DEPRECIATION FOR APRIL		0.00	108.28				
GJ	GL	001992	11-06	DEP11	5/19/2006		DEPRECIATION FOR MAY		0.00	108.29				
GJ	GL	002016	12-06	DEP12	6/19/2006		DEPRECIATION FOR JUNE		0.00	108.28				
								Acct	108395	Total	-48,369.93	0.00	1,299.38	-49,669.31

Jrnl	Tran	Bat	Per	Reference	Tran	Tran	Description	Beginning	Debit	Credit	Ending			
Type	Type	Nbr	Ent	Nbr	Date			Balance	Amount	Amount	Balance			
Acct: 108396 DEPRECIATION GENERAL POWER OPEsub: 01														
GJ	GL	001699	01-06	DEP01	8/3/2005		DEPRECIATION FOR JULY		0.00	6,767.42				
GJ	GL	001733	02-06	DEP02	9/7/2005		AUGUST DEPRECIATION		0.00	6,766.83				
GJ	GL	001747	03-06	DEP03	9/28/2005		DEPRECIATION FOR SEPTEMBER		0.00	6,766.83				
GJ	GL	001795	04-06	DEP04	11/4/2005		DEPRECIATION FOR OCTOBER		0.00	6,796.02				
GJ	GL	001808	05-06	DEP05	11/29/2005		DEPRECIATION FOR NOVEMBER		0.00	6,796.75				
GJ	GL	001849	06-06	JE06-1	1/4/2006		REC SALE/TRADE 3 POW OPER EQ		35,765.25	6,796.74				
GJ	GL	001873	07-06	DEP07	1/30/2006		JANUARY DEPRECIATION		0.00	6,200.66				
GJ	GL	001901	08-06	DEP08	2/24/2006		DEPRECIATION FOR FEBRUARY		0.00	6,796.79				
GJ	GL	001931	09-06	DEP09	3/15/2006		DEPRECIATION FOR MARCH		0.00	7,590.50				
GJ	GL	001966	10-06	DEP10	4/27/2006		DEPRECIATION FOR APRIL		0.00	7,590.50				
GJ	GL	001992	11-06	DEP11	5/19/2006		DEPRECIATION FOR MAY		0.00	7,590.50				
GJ	GL	002016	12-06	DEP12	6/19/2006		DEPRECIATION FOR JUNE		0.00	7,643.61				
								Acct	108396	Total	-1,477,489.25	35,765.25	84,103.15	-1,525,827.15

Jrnl	Tran	Bat	Per	Reference	Tran	Tran	Description	Beginning	Debit	Credit	Ending			
Type	Type	Nbr	Ent	Nbr	Date			Balance	Amount	Amount	Balance			
Acct: 108397 DEPRECIATION GENERAL COMM EQUI Sub: 01														
GJ	GL	001699	01-06	DEP01	8/3/2005		DEPRECIATION FOR JULY		0.00	1,900.31				
GJ	GL	001733	02-06	DEP02	9/7/2005		AUGUST DEPRECIATION		0.00	1,900.31				
GJ	GL	001747	03-06	DEP03	9/28/2005		DEPRECIATION FOR SEPTEMBER		0.00	1,906.59				
GJ	GL	001795	04-06	DEP04	11/4/2005		DEPRECIATION FOR OCTOBER		0.00	1,929.13				
GJ	GL	001808	05-06	DEP05	11/29/2005		DEPRECIATION FOR NOVEMBER		0.00	1,929.13				
GJ	GL	001840	06-06	DEP06	12/29/2005		DEPRECIATION FOR DECEMBER		0.00	1,929.13				
GJ	GL	001873	07-06	DEP07	1/30/2006		JANUARY DEPRECIATION		0.00	1,933.40				
GJ	GL	001901	08-06	DEP08	2/24/2006		DEPRECIATION FOR FEBRUARY		0.00	1,933.40				
GJ	GL	001931	09-06	DEP09	3/15/2006		DEPRECIATION FOR MARCH		0.00	1,933.40				
GJ	GL	001966	10-06	DEP10	4/27/2006		DEPRECIATION FOR APRIL		0.00	1,933.40				
GJ	GL	001992	11-06	DEP11	5/19/2006		DEPRECIATION FOR MAY		0.00	1,933.40				
GJ	GL	002016	12-06	DEP12	6/19/2006		DEPRECIATION FOR JUNE		0.00	1,933.40				
								Acct	108397	Total	-1,477,489.25	35,765.25	84,103.15	-1,525,827.15

Date: Tuesday, December 05, 2006
 Time: 01:55PM
 User: staylor

Frankfort Plant Board
Detail General Ledger - Standard
 Periods: 01-06 Through 12-06 As of: 12/31/2006 Ledger ID: 00001

Jrnl	Tran	Bat	Per	Reference	Tran	Description	Beginning Balance	Debit Amount	Credit Amount	Ending Balance
Type	Type	Nbr	Ent	Nbr	Date					
Acct: 108398 DEPRECIATION GENERAL MISCELLAN Sub: 01										
GJ	GL	001699	01-06	DEP01	8/3/2005	DEPRECIATION FOR JULY		0.00	8,574.71	
GJ	GL	001733	02-06	DEP02	9/7/2005	AUGUST DEPRECIATION		0.00	8,574.87	
GJ	GL	001747	03-06	DEP03	9/28/2005	DEPRECIATION FOR SEPTEMBER		0.00	8,580.98	
GJ	GL	001795	04-06	DEP04	11/4/2005	DEPRECIATION FOR OCTOBER		0.00	8,622.47	
GJ	GL	001808	05-06	DEP05	11/29/2005	DEPRECIATION FOR NOVEMBER		0.00	8,800.12	
GJ	GL	001840	06-06	DEP06	12/29/2005	DEPRECIATION FOR DECEMBER		0.00	8,831.13	
GJ	GL	001873	07-06	DEP07	1/30/2006	JANUARY DEPRECIATION		0.00	8,853.97	
GJ	GL	001901	08-06	DEP08	2/24/2006	DEPRECIATION FOR FEBRUARY		0.00	8,853.98	
GJ	GL	001931	09-06	DEP09	3/15/2006	DEPRECIATION FOR MARCH		0.00	8,853.97	
GJ	GL	001966	10-06	DEP10	4/27/2006	DEPRECIATION FOR APRIL		0.00	8,853.98	
GJ	GL	001992	11-06	DEP11	5/19/2006	DEPRECIATION FOR MAY		0.00	8,869.63	
GJ	GL	002016	12-06	DEP12	6/19/2006	DEPRECIATION FOR JUNE		0.00	8,880.70	
Acct: 108398 Total							-397,815.39	0.00	105,150.51	-502,965.90

Acct: 123600 CONSOLIDATED ACQUISITION							Balance Sheet			
Sub:	01									
GJ	GL	001695	01-06	SE01-1	8/1/2005	AMORT EXP		0.00	11,700.00	
GJ	GL	001722	02-06	SE02-1	9/1/2005	AMORT EXP		0.00	11,700.00	
GJ	GL	001746	03-06	SE03-1	9/28/2005	AMORT EXP		0.00	11,700.00	
GJ	GL	001787	04-06	SE04-1	11/3/2005	AMORT EXP		0.00	11,700.00	
GJ	GL	001824	05-06	SE05-1	12/5/2005	AMORT EXP		0.00	11,700.00	
GJ	GL	001848	06-06	SE06-1	1/4/2006	AMORT EXP		0.00	11,700.00	
GJ	GL	001886	07-06	SE07-1	2/3/2006	AMORT EXP		0.00	11,700.00	
GJ	GL	001916	08-06	SE08-1	3/6/2006	CONSOLIDATED ACQ		0.00	11,700.00	
GJ	GL	001939	09-06	SE09-1	3/30/2006	AMORT EXP		0.00	11,700.00	
GJ	GL	001967	10-06	SE10-1	4/27/2006	AMORT EXP/CONSOLID ACQ		0.00	11,700.00	
GJ	GL	001998	11-06	SE11-1	6/1/2006	AMORT EXP		0.00	11,700.00	
GJ	GL	002037	12-06	SE12-1	7/6/2006	CONSOLIDATED ACQ		0.00	11,700.00	
Acct: 123600 Total							912,600.00	0.00	140,400.00	772,200.00

Acct: 124100 INVESTMENT CONTRACT FUND							Balance Sheet			
Sub:	01									
			01-06					0.00	0.00	*
			02-06					0.00	0.00	*
			03-06					0.00	0.00	*
			04-06					0.00	0.00	*
			05-06					0.00	0.00	*
			06-06					0.00	0.00	*

Date: Tuesday, December 05, 2006
 Time: 01:55PM
 User: staylor

Frankfort Plant Board
Detail General Ledger - Standard
 Periods: 01-06 Through 12-06 As of: 12/31/2006 Ledger ID: 00001

Page: 75 of 318
 Report: 01620.rpt
 Company: 00001

Jrnl	Tran	Bat	Per	Reference	Tran	Tran	Beginning	Debit	Credit	Ending
Type	Type	Nbr	Ent	Nbr	Date	Description	Balance	Amount	Amount	Balance
			07-06				0.00	0.00	0.00	*
			08-06				0.00	0.00	0.00	*
			09-06				0.00	0.00	0.00	*
GJ	GL	001973	10-06	JE10-1	5/2/2006	REC PUR OF 3 NEW MTH INVEST	500,000.00	0.00	0.00	*
			11-06				0.00	0.00	0.00	*
			12-06				0.00	0.00	0.00	*
Acct: 124100 Total							0.00	500,000.00	0.00	500,000.00

Jrnl	Tran	Bat	Per	Reference	Tran	Tran	Beginning	Debit	Credit	Ending
Type	Type	Nbr	Ent	Nbr	Date	Description	Balance	Amount	Amount	Balance
Acct: 125100 INVESTMENT REVENUE BOND SINKIN Sub: 01							Balance Sheet			
GJ	GL	001694	01-06	TOD01	8/1/2005	TRANSFERS&OTHER DISBURSEMENTS	601,000.00	0.00	0.00	*
			02-06				0.00	0.00	0.00	*
			03-06				0.00	0.00	0.00	*
GJ	GL	001799	04-06	JE04-3	11/7/2005	TO REC REINVESTMENT	601,000.00	0.00	0.00	*
			05-06				0.00	0.00	0.00	*
			06-06				0.00	0.00	0.00	*
GJ	GL	001880	07-06	JE07-2	2/1/2006	REC PURCHASE OF 3MTH INVEST	601,000.00	0.00	0.00	*
			08-06				0.00	0.00	0.00	*
			09-06				0.00	0.00	0.00	*
GJ	GL	001973	10-06	JE10-1	5/2/2006	REC PUR OF 3 NEW MTH INVEST	671,000.00	0.00	0.00	*
			11-06				0.00	0.00	0.00	*
			12-06				0.00	0.00	0.00	*
Acct: 125100 Total							386,000.00	2,474,000.00	2,189,000.00	671,000.00

Jrnl	Tran	Bat	Per	Reference	Tran	Tran	Beginning	Debit	Credit	Ending
Type	Type	Nbr	Ent	Nbr	Date	Description	Balance	Amount	Amount	Balance
Acct: 126300 INVESTMENT DEPRECIATION FUND							Balance Sheet			
GJ	GL	001694	01-06	TOD01	8/1/2005	TRANSFERS&OTHER DISBURSEMENTS	1,040,695.84	0.00	0.00	*
			02-06				0.00	0.00	0.00	*
			03-06				0.00	0.00	0.00	*
GJ	GL	001799	04-06	JE04-3	11/7/2005	TO REC REINVESTMENT	1,054,728.19	0.00	0.00	*
			05-06				0.00	0.00	0.00	*
			06-06				0.00	0.00	0.00	*
GJ	GL	001880	07-06	JE07-2	2/1/2006	REC PURCHASE OF 3MTH INVEST	1,070,705.75	0.00	0.00	*
			08-06				0.00	0.00	0.00	*
			09-06				0.00	0.00	0.00	*
GJ	GL	001973	10-06	JE10-1	5/2/2006	REC PUR OF 3 NEW MTH INVEST	1,088,540.12	0.00	0.00	*
			11-06				0.00	0.00	0.00	*
			12-06				0.00	0.00	0.00	*
Acct: 126300 Total							1,029,705.86	4,254,669.90	4,195,835.64	1,088,540.12

Acct: 128500 INVESTMENT CLUBHOUSE FUND Sub: 01

Balance Sheet

Jrnl	Tran	Bat	Per	Reference	Tran	Tran	Description	Beginning Balance	Debit Amount	Credit Amount	Ending Balance			
Type	Type	Nbr	Ent	Nbr	Date									
GJ	GL	001979	10-06	SE10-2	5/5/2006		INTEREST INCOME		1,690,002.34		1,689,540.12			
GJ	GL	002009	11-06	SE11-2	6/5/2006		INTEREST INCOME		0.68		0.00			
GJ	GL	002043	12-06	SE12-2	7/10/2006		INTEREST INCOME		2.15		0.00			
								Acct	131050	Total	2,661.94	6,659,014.39	6,658,669.90	3,003.43

Acct:	131100	CASH CONTRACT FUND	Sub:	01	Balance Sheet									
GJ	GL	001694	01-06	TOD01	8/1/2005	TRANSFERS&OTHER DISBURSEMENTS	0.00		20,920.01					
GJ	GL	001726	02-06	TOD02	9/2/2005	TRANSFERS&OTHER DISBURSE	0.00		1,404.75					
GJ	GL	001758	03-06	TOD03	10/3/2005	TRANSFERS&OTHER DISBURSE	34,672.97		19,765.46					
GJ	GL	001790	04-06	TOD04	11/3/2005	TRANSFERS&OTHER DISBURSE	61,816.03		12,023.84					
GJ	GL	001829	05-06	TOD05	12/7/2005	TRANSFERS&OTHER DISBURSE	0.00		86,276.91					
GJ	GL	001856	06-06	TOD06	1/5/2006	TRANSFERS&OTHER DISBURSEMENTS	20,510.98		10,017.94					
GJ	GL	001874	07-06	TOD07	1/31/2006	TRANSFERS&OTHER DISBURSE	48,141.01		27,081.82					
GJ	GL	001908	08-06	TOD08	3/2/2006	TRANSFERS&OTHER DIBURSE	167.43		51,763.33					
GJ	GL	001944	09-06	TOD09	3/31/2006	TRANSFERS&OTHER DISBURSEMENTS	681,694.88		1,404.75					
GJ	GL	001970	10-06	TOD10	5/1/2006	TRANSFERS&OTHER DISBURSE	26,591.58		533,290.98					
GJ	GL	002001	11-06	TOD11	6/1/2006	TRANSFERS&OTHER DISBURSE	94,164.11		115,743.15					
GJ	GL	002038	12-06	TOD12	7/6/2006	TRANSFERS&OTHER DISBURSE	107,477.53		36,190.98					
								Acct	131100	Total	350,727.70	1,075,236.52	915,883.92	510,080.30

Acct:	131200	CASH REVENUE BOND SINKING FUND	Sub:	01	Balance Sheet				
GJ	GL	001694	01-06	TOD01	8/1/2005	TRANSFERS&OTHER DISBURSEMENTS	0.00		215,000.00
AP	VO	041612	01-06	048001	7/5/2005	Summary Release	8,993.50		0.00
AP	VO	042028	02-06	048506	7/29/2005	Summary Release	8,994.50		0.00
AP	VO	042573	03-06	049175	8/29/2005	Summary Release	8,995.50		0.00
GJ	GL	001794	04-06	JED04-3	11/4/2005	REC OCT INT FB RBSF ACCT	27.02		0.00
AP	VO	043253	04-06	049972	10/5/2005	Summary Release	8,996.50		0.00
GJ	GL	001828	05-06	SE05-1	12/6/2005	INTEREST ON INVESTMENTS	23.87		0.00
AP	VO	043755	05-06	050570	10/31/2005	Summary Release	8,997.50		0.00
GJ	GL	001859	06-06	SE06-1	1/6/2006	INTEREST ON INVEST	25.78		0.00
AP	VO	044298	06-06	051190	12/1/2005	Summary Release	8,998.50		0.00
GJ	GL	001888	07-06	SE07-2	2/6/2006	INTEREST INCOME	35.64		0.00
AP	VO	044778	07-06	051763	1/3/2006	Summary Release	8,999.50		0.00
GJ	GL	001920	08-06	SE08-2	3/6/2006	INTEREST INCOME	36.29		0.00
AP	VO	045376	08-06	052397	1/30/2006	Summary Release	8,999.50		0.00
GJ	GL	001948	09-06	SE09-2	4/8/2006	INTEREST INCOME	45.41		0.00
AP	VO	045825	09-06	052873	2/27/2006	Summary Release	8,999.50		0.00
GJ	GL	001979	10-06	SE10-2	5/5/2006	INTEREST INCOME	10.75		70,000.00
AP	VO	046407	10-06	053604	3/30/2006	Summary Release	8,999.50		0.00

Date: Tuesday, December 05, 2006
 Time: 01:55PM
 User: staylor

Frankfort Plant Board
Detail General Ledger - Standard
 Periods: 01-06 Through 12-06 As of: 12/31/2006 Ledger ID: 00001

Page: 78 of 318
 Report: 01620.rpt
 Company: 00001

Jrnl	Tran	Bat	Per	Reference	Tran	Tran	Description	Beginning Balance	Debit Amount	Credit Amount	Ending Balance
Type	Type	Nbr	Ent	Nbr	Date	Date					
GJ	GL	002009	11-06	SE11-2	6/5/2006	6/5/2006	INTEREST INCOME		16.79	0.00	
AP	VO	046950	11-06	054205	5/2/2006	5/2/2006	Summary Release		8,999.50	0.00	
GJ	GL	002043	12-06	SE12-2	7/10/2006	7/10/2006	INTEREST INCOME		23.17	0.00	
AP	VO	047606	12-06	054913	5/31/2006	5/31/2006	Summary Release		8,999.50	0.00	
Acct 131200 Total								216,123.50	108,217.72	285,000.00	39,341.22

Acct:	131250	CASH REV. BOND INT & REDEEMPTIO	Sub:	01	Balance Sheet						
AP	VO	041612	01-06	048001	7/5/2005	Summary Release		90,732.60	0.00		
AP	VO	042028	02-06	048506	7/29/2005	Summary Release		90,732.60	0.00		
AP	VO	042573	03-06	049175	8/29/2005	Summary Release		90,732.60	0.00		
GJ	GL	001794	04-06	JE04-3	11/4/2005	REC OCT INT FB RBSF ACCT		531.88	0.00		
AP	VO	043253	04-06	049972	10/5/2005	Summary Release		90,732.60	0.00		
GJ	GL	001829	05-06	TOD05	12/7/2005	TRANSFERS&OTHER DISBURSE		410.09	791,895.63	0.00	
AP	VO	043755	05-06	050570	10/31/2005	Summary Release		90,732.60	0.00		
GJ	GL	001859	06-06	SE06-1	1/6/2006	INTEREST ON INVEST		42.07	0.00		
AP	VO	044298	06-06	051190	12/1/2005	Summary Release		90,701.90	0.00		
GJ	GL	001888	07-06	SE07-2	2/6/2006	INTEREST INCOME		101.42	0.00		
AP	VO	044778	07-06	051763	1/31/2006	Summary Release		90,701.87	0.00		
GJ	GL	001920	08-06	SE08-2	3/6/2006	INTEREST INCOME		136.53	0.00		
AP	VO	045376	08-06	052397	1/30/2006	Summary Release		90,701.87	0.00		
GJ	GL	001948	09-06	SE09-2	4/8/2006	INTEREST INCOME		201.09	0.00		
AP	VO	045825	09-06	052873	2/27/2006	Summary Release		90,701.87	0.00		
GJ	GL	001979	10-06	SE10-2	5/5/2006	INTEREST INCOME		229.73	0.00		
AP	VO	046407	10-06	053604	3/30/2006	Summary Release		90,701.87	0.00		
GJ	GL	002009	11-06	SE11-2	6/5/2006	INTEREST INCOME		302.43	0.00		
AP	VO	046950	11-06	054205	5/2/2006	Summary Release		90,701.87	0.00		
GJ	GL	002043	12-06	SE12-2	7/10/2006	INTEREST INCOME		207.86	284,211.25	0.00	
AP	VO	047606	12-06	054913	5/31/2006	Summary Release		90,701.90	0.00		
Acct 131250 Total								338,345.13	1,090,739.25	1,076,106.88	352,977.50

Acct:	131300	CASH DEPRECIATION FUND	Sub:	01	Balance Sheet					
			01-06		0.00	0.00	*			
			02-06		0.00	0.00	*			
			03-06		0.00	0.00	*			
			04-06		0.00	0.00	*			
			05-06		0.00	0.00	*			
			06-06		0.00	0.00	*			
GJ	GL	001888	07-06	SE07-2	2/6/2006	INTEREST INCOME		3.47	0.00	
GJ	GL	001920	08-06	SE08-2	3/6/2006	INTEREST INCOME		1.17	0.00	

Date: Tuesday, December 05, 2006
 Time: 01:55PM
 User: staylor

Frankfort Plant Board
Detail General Ledger - Standard
 Periods: 01-06 Through 12-06 As of: 12/31/2006 Ledger ID: 00001

Page: 79 of 318
 Report: 01620.rpt
 Company: 00001

Jrnl	Tran	Bat	Per	Reference	Tran	Tran	Description	Beginning	Debit	Credit	Ending			
Type	Type	Nbr	Ent	Nbr	Date	Date		Balance	Amount	Amount	Balance			
GJ	GL	001948	09-06	SE09-2	4/8/2006		INTEREST INCOME		0.54	0.00				
GJ	GL	001979	10-06	SE10-2	5/5/2006		INTEREST INCOME		2.26	0.00				
GJ	GL	002009	11-06	SE11-2	6/5/2006		INTEREST INCOME		1.22	0.00				
GJ	GL	002043	12-06	SE12-2	7/10/2006		INTEREST INCOME		1.56	0.00				
								Acct	131300	Total	2,000.00	10.22	0.00	2,010.22

Acct:	131350	CASH PAYROLL FUND	Sub:	01	Tran	Description	Beginning	Debit	Credit	Ending			
					Date		Balance	Amount	Amount	Balance			
GJ	GL	001694	01-06	TOD01	8/1/2005	TRANSFERS&OTHER DISBURSEMENTS	355,341.11		491,054.59				
AP	VO	041849	01-06	048295	7/19/2005	Summary Release	135,713.48		0.00				
GJ	GL	001726	02-06	TOD02	9/2/2005	TRANSFERS&OTHER DISBURSE	372,535.73		505,197.04				
AP	VO	042363	02-06	048926	8/16/2005	Summary Release	132,661.31		0.00				
GJ	GL	001758	03-06	TOD03	10/3/2005	TRANSFERS&OTHER DISBURSE	772,788.73		951,012.99				
AP	VO	043092	03-06	049790	9/27/2005	Summary Release	178,224.26		0.00				
GJ	GL	001790	04-06	TOD04	11/3/2005	TRANSFERS&OTHER DISBURSE	359,280.57		473,076.69				
AP	VO	043661	04-06	050460	10/25/2005	Summary Release	113,796.12		0.00				
GJ	GL	001829	05-06	TOD05	12/7/2005	TRANSFERS&OTHER DISBURSE	363,933.64		474,329.40				
AP	VO	044166	05-06	051045	11/22/2005	Summary Release	110,395.76		0.00				
GJ	GL	001856	06-06	TOD06	1/5/2006	TRANSFERS&OTHER DISBURSEMENTS	359,379.51		475,144.71				
AP	VO	044640	06-06	051614	12/20/2005	Summary Release	115,765.20		0.00				
GJ	GL	001874	07-06	TOD07	1/31/2006	TRANSFERS&OTHER DISBURSE	358,096.71		484,046.77				
AP	VO	045044	07-06	052053	1/17/2006	Summary Release	125,950.06		0.00				
GJ	GL	001908	08-06	TOD08	3/2/2006	TRANSFERS&OTHER DIBURSE	367,565.34		474,050.02				
AP	VO	001908	08-06	TOD08	2/14/2006	Summary Release	106,484.68		0.00				
AP	VO	045653	08-06	052696	3/31/2006	TRANSFERS&OTHER DISBURSEMENTS	555,284.47		707,747.30				
GJ	GL	001944	09-06	TOD09	3/28/2006	Summary Release	152,462.83		0.00				
AP	VO	046348	09-06	053540	5/1/2006	TRANSFERS&OTHER DISBURSE	366,940.06		472,094.01				
GJ	GL	001970	10-06	TOD10	4/25/2006	Summary Release	105,153.95		0.00				
AP	VO	046868	10-06	054125	6/1/2006	TRANSFERS&OTHER DISBURSE	367,479.58		471,673.38				
GJ	GL	002001	11-06	TOD11	5/23/2006	Summary Release	104,193.80		0.00				
AP	VO	047399	11-06	054706	7/6/2006	TRANSFERS&OTHER DISBURSE	372,475.91		486,012.04				
GJ	GL	002038	12-06	TOD12	6/20/2006	Summary Release	113,536.13		0.00				
AP	VO	048032	12-06	055408									
								Acct	131350	Total	6,465,438.94	6,465,438.94	0.00

Acct:	131400	CONSTRUCTION FUND	Sub:	01	Tran	Description	Beginning	Debit	Credit	Ending			
					Date		Balance	Amount	Amount	Balance			
GJ	GL	001726	02-06	TOD02	9/2/2005	TRANSFERS&OTHER DISBURSE	225,722.43		225,000.00				
GJ	GL	001790	03-06	TOD02	11/3/2005	TRANSFERS&OTHER DISBURSE	0.00		202,988.38				
GJ	GL	001829	04-06	TOD04	12/7/2005	TRANSFERS&OTHER DISBURSE	92,607.25		93,000.00				
								Acct	131400	Total	6,465,438.94	6,465,438.94	0.00

Balance Sheet

Balance Sheet

*

Date: Tuesday, December 05, 2006
 Time: 01:55PM
 User: slaylor

Frankfort Plant Board
Detail General Ledger - Standard
 Periods: 01-06 Through 12-06 As of: 12/31/2006 Ledger ID: 00001

Page: 80 of 318
 Report: 01620.rpt
 Company: 00001

Jrnl	Tran	Bat	Per	Reference	Tran	Tran	Beginning	Debit	Credit	Ending		
Type	Type	Nbr	Ent	Nbr	Date	Description	Balance	Amount	Amount	Balance		
GJ	GL	001874	06-06	TOD07	1/31/2006	TRANSFERS&OTHER DISBURSE	0.00	156,977.37	156,977.37	0.00		
GJ	GL	001944	08-06	TOD09	3/31/2006	TRANSFERS&OTHER DISBURSEMENTS	0.00	410,757.32	410,757.32	0.00		
GJ	GL	002001	09-06	TOD11	6/1/2006	TRANSFERS&OTHER DISBURSE	0.00	147,671.45	153,000.00	0.00		
							Acct	131400	5,275.80	1,235,724.20	1,241,000.00	0.00

Jrnl	Tran	Bat	Per	Reference	Tran	Tran	Beginning	Debit	Credit	Ending		
Type	Type	Nbr	Ent	Nbr	Date	Description	Balance	Amount	Amount	Balance		
GJ	GL	001726	01-06	TOD02	9/2/2005	TRANSFERS&OTHER DISBURSE	0.00	339,539.95	339,539.95	0.00		
GJ	GL	001790	02-06	TOD04	11/3/2005	TRANSFERS&OTHER DISBURSE	0.00	376,124.84	376,000.00	0.00		
GJ	GL	001829	03-06	TOD05	12/7/2005	TRANSFERS&OTHER DISBURSE	0.00	229,842.28	230,000.00	0.00		
GJ	GL	001874	04-06	TOD07	1/31/2006	TRANSFERS&OTHER DISBURSE	0.00	346,321.20	346,000.00	0.00		
GJ	GL	001944	05-06	TOD09	3/31/2006	TRANSFERS&OTHER DISBURSEMENTS	0.00	305,070.53	305,000.00	0.00		
GJ	GL	002001	06-06	TOD11	6/1/2006	TRANSFERS&OTHER DISBURSE	0.00	494,156.67	494,000.00	0.00		
							Acct	131510	1,223.38	2,091,055.47	2,090,000.00	2,278.85

Jrnl	Tran	Bat	Per	Reference	Tran	Tran	Beginning	Debit	Credit	Ending
Type	Type	Nbr	Ent	Nbr	Date	Description	Balance	Amount	Amount	Balance
OPERATIONS AND MAINTENANCE CAS Sub: 01										
AP	CK	042005	01-06	026469	7/28/2005	Summary Release	0.00	5,926,920.05	5,926,920.05	0.00
GJ	GL	001694	01-06	TOD01	8/1/2005	TRANSFERS&OTHER DISBURSEMENTS	6,800,696.47	664,054.80	6,136,641.67	0.00
AP	ZC	041626	01-06	026178	7/5/2005	Summary Release	0.00	6,188,758.94	6,188,758.94	0.00
AP	CK	042554	02-06	026700	8/29/2005	Summary Release	0.00	834,463.85	834,463.85	0.00
GJ	GL	001726	02-06	TOD02	9/2/2005	TRANSFERS&OTHER DISBURSE	7,300,582.44	13,914.22	7,314,496.66	0.00
AP	HC	042246	02-06	026527	8/10/2005	Summary Release	0.00	13,914.22	13,914.22	0.00
AP	VC	042549	02-06	026425	8/26/2005	Summary Release	3,600.00	0.00	3,600.00	0.00
AP	ZC	042554	02-06	026762	8/29/2005	Summary Release	0.00	6,335,673.19	6,335,673.19	0.00
AP	CK	043182	03-06	027074	9/30/2005	Summary Release	0.00	1,121,396.59	1,121,396.59	0.00
GJ	GL	001758	03-06	TOD03	10/3/2005	TRANSFERS&OTHER DISBURSE	6,628,089.27	72,400.00	6,700,489.27	0.00
AP	HC	042822	03-06	026911	9/14/2005	Summary Release	0.00	72,400.00	72,400.00	0.00
AP	CK	043742	04-06	027407	10/28/2005	Summary Release	0.00	5,597,528.98	5,597,528.98	0.00
GJ	GL	001790	04-06	TOD04	11/3/2005	TRANSFERS&OTHER DISBURSE	6,930,185.44	839,864.58	7,770,050.02	0.00
AP	CK	044257	05-06	027721	11/30/2005	Summary Release	0.00	5,121,286.08	5,121,286.08	0.00

Date: Tuesday, December 05, 2006
 Time: 01:55PM
 User: staylor

Frankfort Plant Board
Detail General Ledger - Standard
 Periods: 01-06 Through 12-06 As of: 12/31/2006 Ledger ID: 00001

Jrnl	Tran	Bat	Per	Reference	Tran	Description	Beginning	Debit	Credit	Ending		
Type	Type	Nbr	Ent	Nbr	Date		Balance	Amount	Amount	Balance		
GJ	GL	001829	05-06	TOD05	12/7/2005	TRANSFERS&OTHER DISBURSE		6,623,483.39	804,676.92			
AP	HC	043962	05-06	027573	11/10/2005	Summary Release		0.00	274,255.56			
AP	ZC	044167	05-06	027601	11/22/2005	Summary Release		0.00	0.00			
AP	CK	044776	06-06	028014	12/30/2005	Summary Release		0.00	2,577,890.85			
GJ	GL	001856	06-06	TOD06	1/5/2006	TRANSFERS&OTHER DISBURSEMENTS		2,800,726.28	814,990.95			
AP	HC	044651	06-06	027850	12/15/2005	Summary Release		0.00	426,300.30			
AP	ZC	044776	06-06	028051	12/30/2005	Summary Release		0.00	0.00			
AP	CK	045364	07-06	028470	1/30/2006	Summary Release		0.00	4,152,993.94			
GJ	GL	001874	07-06	TOD07	1/31/2006	TRANSFERS&OTHER DISBURSE		6,202,489.34	750,787.04			
AP	HC	044937	07-06	028345	1/9/2006	Summary Release		0.00	697,786.06			
AP	VC	045151	07-06	028429	1/23/2006	Summary Release		203.00	0.00			
AP	ZC	045364	07-06	028539	1/30/2006	Summary Release		0.00	0.00			
AP	CK	045824	08-06	028808	2/26/2006	Summary Release		0.00	5,262,876.57			
GJ	GL	001908	08-06	TOD08	3/2/2006	TRANSFERS&OTHER DIBURSE		6,000,455.35	851,553.19			
AP	HC	045670	08-06	028807	2/15/2006	Summary Release		0.00	135,245.28			
AP	VC	045571	08-06	028560	2/9/2006	Summary Release		10,076.71	0.00			
AP	ZC	045824	08-06	028857	2/26/2006	Summary Release		0.00	0.00			
AP	CK	046396	09-06	029189	3/30/2006	Summary Release		0.00	4,965,034.95			
GJ	GL	001944	09-06	TOD09	3/31/2006	TRANSFERS&OTHER DISBURSEMENTS		10,016,958.55	1,082,362.09			
AP	HC	046294	09-06	029058	3/24/2006	Summary Release		0.00	166,626.72			
AP	ZC	046396	09-06	029191	3/30/2006	Summary Release		0.00	0.00			
AP	CK	046903	10-06	029482	4/28/2006	Summary Release		0.00	2,049,353.36			
GJ	GL	001970	10-06	TOD10	5/1/2006	TRANSFERS&OTHER DISBURSE		4,500,793.41	817,983.30			
AP	HC	046636	10-06	029314	4/11/2006	Summary Release		0.00	2,736,092.49			
AP	VC	046874	10-06	029337	4/26/2006	Summary Release		8,234.98	0.00			
AP	ZC	046602	10-06	029288	4/11/2006	Summary Release		0.00	0.00			
AP	CK	047561	11-06	029795	5/30/2006	Summary Release		0.00	2,505,609.25			
GJ	GL	002001	11-06	TOD11	6/1/2006	TRANSFERS&OTHER DISBURSE		6,648,059.00	824,498.34			
AP	HC	047238	11-06	029649	5/12/2006	Summary Release		0.00	2,789,808.56			
AP	VC	047067	11-06	029494	5/5/2006	Summary Release		820.78	0.00			
AP	ZC	047400	11-06	029787	5/23/2006	Summary Release		0.00	0.00			
AP	CK	048317	12-06	030166	7/31/2006	Summary Release		0.00	5,383,569.84			
GJ	GL	002038	12-06	TOD12	7/6/2006	TRANSFERS&OTHER DISBURSE		3,785,013.57	831,448.38			
AP	HC	047906	12-06	029922	6/14/2006	Summary Release		0.00	341,369.36			
AP	VC	047846	12-06	029805	6/12/2006	Summary Release		2,200.58	0.00			
AP	ZC	048317	12-06	030185	7/3/2006	Summary Release		0.00	0.00			
Acct							136350	Total	75,707.07	74,262,668.56	73,959,374.58	379,001.05

Date: Tuesday, December 05, 2006
 Time: 01:55PM
 User: slaylor

Frankfort Plant Board
 Detail General Ledger - Standard
 Periods: 01-06 Through 12-06 As of: 12/31/2006 Ledger ID: 00001

Page: 83 of 318
 Report: 01620.rpt
 Company: 00001

Jrnl	Tran	Bat	Per	Reference	Tran	Description	Beginning Balance	Debit Amount	Credit Amount	Ending Balance
Type	Type	Nbr	Ent	Nbr	Date					
GJ	GL	001920	08-06	SE08-2	3/6/2006	INTEREST INCOME		920.05	0.00	
GJ	GL	001948	09-06	SE09-2	4/8/2006	INTEREST INCOME		744.63	0.00	
GJ	GL	001979	10-06	SE10-2	5/5/2006	INTEREST INCOME		776.36	0.00	
GJ	GL	002001	11-06	TOD11	6/1/2006	TRANSFERS&OTHER DISBURSE		43.52	90.00	
GJ	GL	002039	12-06	TOD12	7/6/2006	TRANSFERS&OTHER DISBURSE		1,875.11	225.00	
Acct 136600 Total							41,764.33	81,110.00	75,385.00	47,489.33

Jrnl	Tran	Bat	Per	Reference	Tran	Description	Beginning Balance	Debit Amount	Credit Amount	Ending Balance
Type	Type	Nbr	Ent	Nbr	Date					
Acct: 136700 REVENUE ACCT. REPUBLIC BANK										
GJ	GL	001698	01-06	SE01-2	8/3/2005	INTEREST INCOME		1,374.01	0.00	
GJ	GL	001726	02-06	TOD02	9/2/2005	TRANSFERS&OTHER DISBURSE		1,940.39	30,000.00	
GJ	GL	001758	03-06	TOD03	10/3/2005	TRANSFERS&OTHER DISBURSE		1,830.20	27,500.00	
GJ	GL	001789	04-06	SE04-2	11/3/2005	INTEREST INCOME		1,887.43	0.00	
GJ	GL	001825	05-06	SE05-2	12/6/2005	INTEREST INCOME		1,803.64	0.00	
GJ	GL	001850	06-06	SE06-2	1/4/2006	INTEREST INCOME		1,721.40	0.00	
GJ	GL	001887	07-06	SE07-2	2/3/2006	INTEREST INCOME		2,005.12	0.00	
GJ	GL	001920	08-06	SE08-2	3/6/2006	INTEREST INCOME		1,924.35	0.00	
GJ	GL	001948	09-06	SE09-2	4/8/2006	INTEREST INCOME		1,442.77	0.00	
GJ	GL	001979	10-06	SE10-2	5/5/2006	INTEREST INCOME		999.61	0.00	
GJ	GL	002009	11-06	SE11-2	6/5/2006	INTEREST INCOME		636.07	0.00	
GJ	GL	002043	12-06	SE12-2	7/10/2006	INTEREST INCOME		944.24	0.00	
Acct 136700 Total							56,817.48	18,509.23	57,500.00	17,826.71

Jrnl	Tran	Bat	Per	Reference	Tran	Description	Beginning Balance	Debit Amount	Credit Amount	Ending Balance
Type	Type	Nbr	Ent	Nbr	Date					
Acct: 142100 ACCOUNTS RECEIVABLE ELECTRIC & Sub: 01										
GJ	GL	001707	01-06	UT01	8/16/2005	JULY UTILITY BILLING TAXES		6,498,214.35	5,395,917.47	
GJ	GL	001729	02-06	UT02	9/2/2005	AUGUST UTILITY BILLING TAXES		6,656,662.45	6,237,797.09	
GJ	GL	001772	03-06	UT03	10/18/2005	SEPTEMBER UTILITY TAXES		6,740,747.21	6,568,815.77	
GJ	GL	001797	04-06	UT04	11/7/2005	OCTOBER UTILITY TAXES		6,619,369.87	6,656,663.19	
GJ	GL	001827	05-06	UT05	12/6/2005	NOVEMBER UTILITY TAXES		6,240,172.48	6,950,751.96	
GJ	GL	001853	06-06	UT06	1/5/2006	DECEMBER UTILITY TAXES		5,702,765.38	5,910,475.07	
GJ	GL	001884	07-06	UT07	2/2/2006	JANUARY UTILITY TAXES		5,916,382.43	5,599,890.96	
GJ	GL	001922	08-06	UT08	3/2/2006	FEBRUARY UTILITY TAXES		5,486,381.61	5,797,579.81	
GJ	GL	001953	09-06	UT09	4/9/2006	MARCH UTILITY TAXES		5,675,209.43	5,652,296.19	
GJ	GL	001984	10-06	UT10	4/27/2006	APRIL UTILITY TAX		5,722,195.32	5,717,330.88	
GJ	GL	002005	11-06	UT11	5/12/2006	MAY UTILITY TAXES		5,745,229.31	5,761,919.88	
GJ	GL	002033	12-06	UT12	7/5/2006	JUNE UTILITY TAX		6,039,730.76	5,810,852.81	
Acct 142100 Total							5,800,830.50	73,043,060.60	72,060,291.08	6,783,600.02

Acct: 142160 ACCTS REC. ADVERTISING Sub: 01 ACCTS REC ADV Balance Sheet 85,573.33
 GJ GL 001698 01-06 SE01-2 8/3/2005 Balance Sheet 74,254.39

Date: Tuesday, December 05, 2006
 Time: 01:55PM
 User: staylor

Frankfort Plant Board
Detail General Ledger - Standard
 Periods: 01-06 Through 12-06 As of: 12/3/2006 Ledger ID: 00001

Page: 84 of 318
 Report: 01620.rpt
 Company: 00001

Jrnl	Tran	Bat	Per	Reference	Tran	Tran	Beginning	Debit	Credit	Ending
Type	Type	Nbr	Ent	Nbr	Date	Description	Balance	Amount	Amount	Balance
GJ	GL	001727	02-06	SE02-2	9/2/2005	AD REC/AR ADV		62,813.21	74,756.52	
GJ	GL	001764	03-06	SE03-2	10/11/2005	ADV REC/AR ADV		84,499.22	89,601.79	
GJ	GL	001796	04-06	SE04-2	11/7/2005	ADV REC/AR ADV		87,807.87	48,171.16	
AP	VO	043607	04-06	050384	10/21/2005	Summary Release		1,737.33	0.00	
GJ	GL	001825	05-06	SE05-2	12/6/2005	AD REC/ACCTS REC ADV		68,194.13	94,151.57	
GJ	GL	001847	06-06	CR06	1/3/2006	DECEMBER CASH RECEIPTS		77,607.48	100,116.45	
GJ	GL	001892	07-06	SE07-2	2/6/2006	ADV REC/ACCT REC ADV		65,171.99	48,345.47	
GJ	GL	001918	08-06	SE08-2	3/6/2006	ADV REC/ACCTS REC ADV		77,557.69	76,845.81	
GJ	GL	001949	09-06	SE09-2	4/8/2006	ADV REC/ACC REC ADV		79,263.02	55,241.25	
GJ	GL	001979	10-06	SE10-2	5/5/2006	ADV REC/ACCTS REC ADV		78,687.13	76,594.11	
GJ	GL	002009	11-06	SE11-2	6/5/2006	AD REC/ACCTS REC ADV		89,259.79	103,685.62	
GJ	GL	002043	12-06	SE12-2	7/10/2006	AD REC/ACCTS REC ADV		65,197.65	80,672.96	
Acct 142160 Total							178,023.17	912,050.90	933,756.04	156,318.03

Acct:	UNBILLED ACCOUNTS RECEIVABLE	Sub:	01	Balance Sheet
142200	01-06			0.00
	02-06			0.00
	03-06			0.00
	04-06			0.00
	05-06			0.00
	06-06			0.00
	07-06			0.00
	08-06			0.00
	09-06			0.00
	10-06			0.00
	11-06			0.00
	12-06			0.00
Acct 142200 Total				59,000.00
Acct 142200 Total				1,158,993.00
Acct 142200 Total				59,000.00
Acct 142200 Total				1,217,993.00

Acct:	MISCELLANEOUS ACCOUNTS RECEIVABLE	Sub:	01	Balance Sheet
143100	01-06	680	Summary Release	755.15
	01-06	RPAYACCO1	REVERSE EOY PAYROLL ACCRUAL	66,490.22
	01-06		NON STOCK DIRECTLY CHARGED TO	952.10
	02-06	048862	Summary Release	0.00
	02-06	47	Summary Release	2,719.10
	02-06	OCS02	AUGUST CHARGE SALES	7,286.80
	02-06		NON STOCK DIRECTLY CHARGED TO	1,739.23
	02-06	048837	Summary Release	307.58
	03-06	416	Summary Release	1,176.40
Acct 143100 Total				755.15
Acct 143100 Total				30,811.93
Acct 143100 Total				0.00
Acct 143100 Total				4,881.85
Acct 143100 Total				0.00
Acct 143100 Total				0.00
Acct 143100 Total				0.00

Date: Tuesday, December 05, 2006
 Time: 01:55PM
 User: staylor

Frankfort Plant Board
Detail General Ledger - Standard
 Periods: 01-06 Through 12-06 As of: 12/3/2006 Ledger ID: 00001

Page: 85 of 318
 Report: 01620.rpt
 Company: 00001

Jrnl	Tran	Bat	Per	Reference	Tran	Description	Beginning Balance	Debit Amount	Credit Amount	Ending Balance
Type	Type	Nbr	Ent	Nbr	Date					
GJ	GL	001756	03-06	OCS03	9/30/2005	SEPTEMBER CHARGE SALES		78,381.99	40,755.63	
PO	R	055120	03-06		9/29/2005	NON STOCK DIRECTLY CHARGED TO		1,622.83	0.00	
AP	VO	043040	03-06	049714	9/26/2005	Summary Release		535.49	0.00	
IN	CT	055968	04-06	707	10/26/2005	Summary Release		3,350.21	0.00	
GJ	GL	001783	04-06	OCS04	10/30/2005	OCTOBER OTHER CHARGE SALES		9,736.45	78,983.75	
PO	R	055967	04-06		10/27/2005	NON STOCK DIRECTLY CHARGED TO		1,097.02	0.00	
IN	RI	056036	04-06	452	10/27/2005	Summary Release		0.00	459.20	
IN	CT	056554	05-06	84	11/17/2005	Summary Release		2,687.85	0.00	
GJ	GL	001814	05-06	OCS05	12/1/2005	NOVEMBER CHARGE SALES		6,353.83	7,217.10	
PO	R	056564	05-06		11/21/2005	NON STOCK DIRECTLY CHARGED TO		1,181.07	0.00	
AP	VO	044215	05-06	051099	11/28/2005	Summary Release		300.00	0.00	
IN	CT	057160	06-06	77	12/1/2005	Summary Release		416.61	0.00	
GJ	GL	001860	06-06	JE06-2	1/6/2006	REMOVE CO REB PORT EMP PUR OCT		7,703.75	63,945.32	
PO	R	057056	06-06		12/13/2005	NON STOCK DIRECTLY CHARGED TO		786.55	0.00	
IN	RI	056816	06-06	2	12/1/2005	Summary Release		0.00	205.00	
AP	VO	044717	06-06	051690	12/28/2005	Summary Release		606.27	0.00	
IN	CT	058029	07-06	730	1/24/2006	Summary Release		786.54	0.00	
GJ	GL	001889	07-06	JE07-3	2/6/2006	KP ERROR ACCT#		29,856.72	20,622.71	
PO	R	057979	07-06		1/23/2006	NON STOCK DIRECTLY CHARGED TO		813.80	0.00	
IN	CT	058730	08-06	707	2/22/2006	Summary Release		296.04	0.00	
GJ	GL	001905	08-06	RS08	3/1/2006	FEBRUARY CASH RECEIPTS		15,214.33	42,705.65	
PO	R	058419	08-06		2/8/2006	NON STOCK DIRECTLY CHARGED TO		225.90	0.00	
AP	VO	045607	08-06	052640	2/10/2006	Summary Release		300.00	0.00	
IN	CT	059397	09-06	698	3/21/2006	Summary Release		417.90	0.00	
GJ	GL	001934	09-06	JE09-3	3/27/2006	REMOVE CO REB PORT EMP PURCH		30,587.61	24,687.34	
PO	R	058976	09-06		3/6/2006	NON STOCK DIRECTLY CHARGED TO		153.95	0.00	
IN	CT	060250	10-06	694	4/21/2006	Summary Release		3,043.29	0.00	
GJ	GL	001977	10-06	RS10	4/27/2006	APRIL REVENUE SUMMARY		7,031.10	25,798.96	
PO	R	060256	10-06		5/1/2006	NON STOCK DIRECTLY CHARGED TO		803.85	0.00	
AP	VO	046711	10-06	053922	4/17/2006	Summary Release		426.00	0.00	
IN	CT	060832	11-06	421	5/12/2006	Summary Release		695.66	0.00	
GJ	GL	001995	11-06	RS11	5/12/2006	MAY REVENUE SUMMARY		6,568.77	13,383.95	
PO	R	061120	11-06		5/26/2006	NON STOCK DIRECTLY CHARGED TO		671.05	0.00	
AP	VO	047329	11-06	054625	5/17/2006	Summary Release		310.00	0.00	
IN	AD	047935	12-06	055265	6/15/2006	Summary Release		0.00	206.20	
IN	CT	061761	12-06	95	6/16/2006	Summary Release		565.39	0.00	
GJ	GL	002025	12-06	RS12	7/2/2006	JUNE REVENUE SUMMARY		31,767.27	9,781.90	
PO	R	062025	12-06		6/28/2006	NON STOCK DIRECTLY CHARGED TO		2,379.70	0.00	

Date: Tuesday, December 05, 2006
 Time: 01:55PM
 User: staylor

Frankfort Plant Board
Detail General Ledger - Standard
 Periods: 01-06 Through 12-06 As of: 12/31/2006 Ledger ID: 00001

Jrnl	Tran	Bat	Per	Reference	Tran	Description	Beginning Balance	Debit Amount	Credit Amount	Ending Balance
Type	Type	Nbr	Ent	Nbr	Date					
GJ	GL	001842	06-06	JE06-2	12/30/2005	KP ERROR ACCT#		0.00	309.95	
PO	R	057265	06-06		12/20/2005	NON STOCK DIRECTLY CHARGED TO		309.95	0.00	
GJ	GL	001889	07-06	JE07-3	2/6/2006	KP ERROR ACCT#		0.00	526.09	
PO	R	057610	07-06		1/9/2006	NON STOCK DIRECTLY CHARGED TO		526.09	0.00	
			08-06					0.00	0.00	*
			09-06					0.00	0.00	*
			10-06					0.00	0.00	*
			11-06					0.00	0.00	*
GJ	GL	002042	12-06	JE12-3	7/10/2006	KP ERROR ACCT#		0.00	148.39	
PO	R	061331	12-06		6/6/2006	NON STOCK DIRECTLY CHARGED TO		148.39	0.00	
Acct 143100 Total							266,445.43	332,235.80	366,956.79	231,724.44
Acct 143300 ACCOUNTS RECEIVABLE RETURNED Csub: 01										
GJ	GL	001684	01-06	CR01	7/28/2005	JULY REVENUE SUMMARY	Balance Sheet	0.00	12,578.05	
AP	VO	041978	01-06	048432	7/26/2005	Summary Release		12,028.97	0.00	
GJ	GL	001738	02-06	JE02	9/12/2005	TO ADJ A/R RETURNED CKS TO ACT		0.00	17,001.30	
AP	VO	042532	02-06	049136	8/26/2005	Summary Release		20,163.86	0.00	
GJ	GL	001755	03-06	CR03	9/30/2005	SEPTEMBER CASH RECEIPTS		0.00	33,579.16	
AP	VO	043181	03-06	049880	9/30/2005	Summary Release		31,808.72	0.00	
GJ	GL	001788	04-06	JE04-1	11/3/2005	REC RETURNED CK CLUBHOUSE		15.00	17,171.96	
AP	VO	043700	04-06	050501	10/26/2005	Summary Release		24,613.78	0.00	
GJ	GL	001813	05-06	CR05	12/1/2005	NOVEMBER REVENUE SUMMARY		0.00	26,246.34	
AP	VO	044215	05-06	051099	11/28/2005	Summary Release		23,960.54	0.00	
GJ	GL	001847	06-06	CR06	1/3/2006	DECEMBER CASH RECEIPTS		0.00	22,477.70	
AP	VO	044717	06-06	051690	12/28/2005	Summary Release		17,239.44	0.00	
GJ	GL	001875	07-06	CR07	1/31/2006	JANUARY CASH RECEIPTS		0.00	17,511.46	
AP	VO	045299	07-06	052322	1/26/2006	Summary Release		21,417.56	0.00	
GJ	GL	001905	08-06	RS08	3/1/2006	FEBRUARY CASH RECEIPTS		0.00	22,345.62	
AP	VO	045815	08-06	052864	2/24/2006	Summary Release		12,594.37	0.00	
GJ	GL	001941	09-06	CR09	3/24/2006	MARCH CASH RECEIPTS		0.00	21,683.12	
AP	VO	046381	09-06	053579	3/29/2006	Summary Release		24,722.00	0.00	
GJ	GL	001977	10-06	RS10	4/27/2006	APRIL REVENUE SUMMARY		0.00	16,768.92	
AP	VO	046898	10-06	054154	4/27/2006	Summary Release		16,351.00	0.00	
GJ	GL	001995	11-06	RS11	5/12/2006	MAY REVENUE SUMMARY		0.00	20,173.05	
AP	VO	047525	11-06	054835	5/26/2006	Summary Release		23,187.07	0.00	
GJ	GL	002025	12-06	RS12	7/2/2006	JUNE REVENUE SUMMARY		2.00	23,180.73	
AP	VO	048174	12-06	055550	6/27/2006	Summary Release		22,534.74	0.00	
Acct 143300 Total							7,323.44	250,639.05	250,717.41	7,245.08

Date: Tuesday, December 05, 2006
 Time: 01:55PM
 User: staylor

Frankfort Plant Board
Detail General Ledger - Standard
 Periods: 01-06 Through 12-06 As of: 12/3/2006 Ledger ID: 00001

Page: 89 of 318
 Report: 01620.rpt
 Company: 00001

Jrnl	Tran	Bat	Per	Ent	Reference	Tran	Description	Beginning	Debit	Credit	Ending
Type	Type	Nbr	Nbr	Nbr		Date		Balance	Amount	Amount	Balance
PO	R	055999	04-06			10/27/2005	Port, Touchstone Telephony (Mo		287,495.53	0.00	
IN	RI	055840	04-06	98		10/21/2005	Summary Release		19,231.25	0.00	
PO	X	055584	04-06			10/13/2005	TRANSFORMER, 10KVA POLE 4800/83		0.00	830.00	
IN	CT	056578	05-06	98		11/18/2005	Summary Release		0.00	224,062.13	
PO	R	056688	05-06			11/29/2005	Chemicals, Ferric Chloride Liq		415,708.70	0.00	
IN	RI	056579	05-06	99		11/18/2005	Summary Release		49,330.91	0.00	
PO	X	056317	05-06			11/10/2005	Conduit, 2" Band, 90 degree Sc		0.00	1,143.95	
IN	CT	057474	06-06	99		12/29/2005	Summary Release		604,278.13	204,984.62	
PO	R	057457	06-06			12/29/2005	PARKING BUSHING 15KV		15,592.77	0.00	
IN	RI	057459	06-06	90		12/29/2005	Summary Release		0.00	230,914.28	
IN	CT	058107	07-06	95		12/6/2006	Summary Release		95,570.87	0.00	
PO	R	058150	07-06			12/27/2006	PAPER TOWELS		60,126.32	0.00	
IN	RI	058115	07-06	931		1/26/2006	Summary Release		0.00	3,816.17	
PO	X	058078	07-06			1/26/2006	LAMP, 250 WATT HPS		0.00	263,165.40	
IN	CT	058825	08-06	96		2/23/2006	Summary Release		106,673.21	0.00	
PO	R	058745	08-06			2/24/2006	KeyPad, DSC Custom English		11,373.19	0.00	
IN	RI	058816	08-06	87		2/23/2006	Summary Release		0.00	145.44	
PO	X	058677	08-06			2/22/2006	Chemicals, KMNO4 (Potassium Pe		0.00	407,336.24	
IN	CT	059515	09-06	99		3/27/2006	Summary Release		405,980.30	0.00	
PO	R	059567	09-06			3/29/2006	BOXES, LG. PLASTIC		18,083.07	0.00	
IN	RI	059508	09-06	92		3/12/2006	Summary Release		0.00	17.18	
PO	X	058851	09-06			4/24/2006	Battery, 12 Volt, 1.2 Amp		0.00	381,371.07	
IN	CT	060265	10-06	99		4/24/2006	Summary Release		16,104.00	0.00	
GJ	GL	001972	10-06		JE10-3	5/2/2006	KP ERROR ACCT# S/B CHEM NOT IV		201.11	1,069.64	
IN	PI	060420	10-06		2006INV-1	4/25/2006	Summary Release		508,233.98	0.00	
PO	R	060295	10-06			5/1/2006	DELPAc, Polyaluminum Chloride		58,634.72	0.00	
IN	RI	060264	10-06	98		4/24/2006	Summary Release		0.00	1,476.00	
PO	X	059859	10-06			4/11/2006	Tape, Electrical, Super33+ 3/4		0.00	471,442.75	
IN	CT	061065	11-06	99		5/25/2006	Summary Release		545.31	2,134.80	
IN	PI	060992	11-06		2006INV-4	5/15/2006	Summary Release		200,290.65	0.00	
PO	R	061135	11-06			5/30/2006	METER, C200, 240 VOLT, 3 WIRE		109,609.83	0.00	
IN	RI	061187	11-06	913		5/26/2006	Summary Release		4,392.00	0.00	
IN	AJ	061308	12-06		ADJ60506	6/5/2006	Summary Release		0.00	461,416.88	
IN	CT	061763	12-06	97		6/16/2006	Summary Release		270,814.30	0.00	
PO	R	062138	12-06			6/30/2006	CARBON ACTIVATED		75,846.02	0.00	
IN	RI	061765	12-06	99		6/16/2006	Summary Release		0.00	69,387.05	
PO	X	062075	12-06			6/29/2006	Battery, 12 Volt, 1.2 Amp		0.00		

Acct: 154100 INVENTORY MATERIALS AND SUPPLI Sub: 20

Water

Date: Tuesday, December 05, 2006
 Time: 01:55PM
 User: staylor

Frankfort Plant Board
Detail General Ledger - Standard
 Periods: 01-06 Through 12-06 As of: 12/3/2006 Ledger ID: 00001

Page: 91 of 318
 Report: 01620.rpt
 Company: 00001

Jrnl	Tran	Bat	Per	Reference	Tran	Tran	Beginning	Debit	Credit	Ending
Type	Type	Nbr	Ent	Nbr	Date	Description	Balance	Amount	Amount	Balance
			08-06					0.00	0.00	*
			09-06					0.00	0.00	*
			10-06					0.00	0.00	*
			11-06					0.00	0.00	*
			12-06					0.00	0.00	*
Acct 154120 Total							500.00	0.00	0.00	500.00

Acct:	165100	PREPAID INSURANCE	Sub:	01	Balance Sheet					
GJ	GL	001695	8/1/2005	PREPAID INSUR EXP	0.00	71,730.07				
GJ	GL	001722	9/1/2005	PREPAID INSUR EXP	0.00	111,998.03				
AP	VO	042244	6/29/2005	Summary Release	40,471.00	0.00				
GJ	GL	001746	9/28/2005	PREPAID INSUR EXP	0.00	71,714.17				
AP	VO	043126	9/28/2005	Summary Release	355.25	0.00				
GJ	GL	001787	11/3/2005	PREPAID INSUR EXP	0.00	71,714.17				
AP	VO	043460	10/17/2005	Summary Release	203.00	0.00				
GJ	GL	001824	12/5/2005	PREPAID INSUR EXPENSED	0.00	71,761.82				
AP	VO	044141	11/18/2005	Summary Release	292.32	0.00				
GJ	GL	001848	1/4/2006	PREPAID INSUR EXP	9,760.95	73,124.49				
AP	VO	044426	12/8/2005	Summary Release	2,030.00	0.00				
AP	AD	045152	1/23/2006	Summary Release	0.00	101.50				
GJ	GL	001886	2/3/2006	PREPAID INSUR EXP	0.00	73,124.49				
AP	VO	045107	1/18/2006	Summary Release	1,605.00	0.00				
GJ	GL	001916	3/6/2006	PREPAID INSUR EXP	581,605.20	85,716.70				
AP	VO	045554	2/8/2006	Summary Release	11,763.57	0.00				
GJ	GL	001939	3/30/2006	PREPAID INSUR EXP	0.00	72,472.29				
AP	VO	046193	3/20/2006	Summary Release	7,025.00	0.00				
GJ	GL	001967	4/27/2006	PREPAID INSUR EXP	0.00	71,886.87				
GJ	GL	001998	6/1/2006	PREPAID INSUR EXP	0.00	71,886.87				
AP	VO	046999	5/2/2006	Summary Release	101.50	0.00				
GJ	GL	002037	7/6/2006	PREPAID INSUR EXP	256,032.39	135,894.96				
AP	VO	047776	6/8/2006	Summary Release	64,008.10	0.00				
Acct 165100 Total							616,346.60	975,253.28	983,126.43	608,473.45

Acct: 171100 INTEREST CONTRACT FUND Sub: 01 Balance Sheet

01-06	0.00	0.00	*
02-06	0.00	0.00	*
03-06	0.00	0.00	*
04-06	0.00	0.00	*
05-06	0.00	0.00	*

Date: Tuesday, December 05, 2006
 Time: 01:55PM
 User: staylor

Frankfort Plant Board
Detail General Ledger - Standard

Page: 92 of 318
 Report: 01620.rpt
 Company: 00001

Periods: 01-06 Through 12-06 As of: 12/31/2006 Ledger ID: 00001

Jrnl	Tran	Bat	Per	Reference	Tran	Tran	Beginning	Debit	Credit	Ending
Type	Type	Nbr	Ent	Nbr	Date	Description	Balance	Amount	Amount	Balance
			06-06					0.00	0.00	*
			07-06					0.00	0.00	*
			08-06					0.00	0.00	*
			09-06					0.00	0.00	*
GJ	GL	001973	10-06	JE10-1	5/2/2006	REC ADD APRIL INT ON INVEST		792.28	0.00	0.00
GJ	GL	001998	11-06	SE11-1	6/1/2006	INTEREST ON INVESTMENTS		2,046.72	0.00	0.00
GJ	GL	002037	12-06	SE12-1	7/6/2006	INTEREST ON INVESTMENTS		1,980.69	0.00	0.00
Acct: 171100 Total							0.00	4,819.69	0.00	4,819.69

Acct:	171200	INTEREST REVENUE BOND SINKING	Sub: 01	INTEREST ON INVESTMENTS	Balance Sheet	
GJ	GL	001695	8/1/2005	INTEREST ON INVESTMENTS	426.93	
GJ	GL	001722	9/1/2005	INTEREST ON INVESTMENTS	2,532.20	
GJ	GL	001746	9/28/2005	INTEREST ON INVESTMENTS	1,726.50	
GJ	GL	001787	11/3/2005	INTEREST ON INVESTMENTS	1,821.88	
GJ	GL	001824	12/5/2005	INTEREST ON INVEST	1,947.30	
GJ	GL	001859	1/6/2006	INTEREST ON INVEST	2,012.21	
GJ	GL	001890	2/6/2006	INTEREST ON INVESTMENTS	2,053.02	
GJ	GL	001917	3/6/2006	INTEREST ON INVEST	2,046.11	
GJ	GL	001947	4/8/2006	INTEREST ON INVESTMENTS	2,265.33	
GJ	GL	001967	4/27/2006	INTEREST ON INVESTMENTS	2,379.13	
GJ	GL	001998	6/1/2006	INTEREST ON INVESTMENTS	2,748.08	
GJ	GL	002037	7/6/2006	INTEREST ON INVESTMENTS	2,659.43	
Acct: 171200 Total					2,380.28	24,618.12

Acct:	171300	INTEREST DEPRECIATION FUND	Sub: 01	INTEREST ON INVESTMENTS	Balance Sheet	
GJ	GL	001695	8/1/2005	INTEREST ON INVESTMENTS	1,531.42	
GJ	GL	001722	9/1/2005	INTEREST ON INVESTMENTS	4,384.16	
GJ	GL	001746	9/28/2005	INTEREST ON INVESTMENTS	2,989.20	
GJ	GL	001787	11/3/2005	INTEREST ON INVESTMENTS	3,174.88	
GJ	GL	001824	12/5/2005	INTEREST ON INVEST	3,417.30	
GJ	GL	001859	1/6/2006	INTEREST ON INVEST	3,531.21	
GJ	GL	001890	2/6/2006	INTEREST ON INVESTMENTS	3,628.61	
GJ	GL	001917	3/6/2006	INTEREST ON INVEST	3,645.44	
GJ	GL	001947	4/8/2006	INTEREST ON INVESTMENTS	4,036.02	
GJ	GL	001967	4/27/2006	INTEREST ON INVESTMENTS	4,069.16	
GJ	GL	001998	6/1/2006	INTEREST ON INVESTMENTS	4,457.99	
GJ	GL	002037	7/6/2006	INTEREST ON INVESTMENTS	4,314.19	
Acct: 171300 Total					5,955.51	43,179.58

5,955.51 **43,179.58** **38,637.24** **10,497.85**

Date: Tuesday, December 05, 2006
 Time: 01:55PM
 User: staylor

Frankfort Plant Board
Detail General Ledger - Standard
 Periods: 01-06 Through 12-06 As of: 12/31/2006 Ledger ID: 00001

Page: 93 of 318
 Report: 01620.rpt
 Company: 00001

Jrnl	Tran	Bat	Per	Reference	Tran	Tran	Beginning	Debit	Credit	Ending
Type	Type	Nbr	Ent	Nbr	Date	Description	Balance	Amount	Amount	Balance
Acct: 171500	INTEREST CLUBHOUSE									
					Sub: 01					
GJ	GL	001734	02-06	JE02-1	9/7/2005	REC CASH OF W&JCLUBCD	0.00	0.00	451.24	*
			03-06				0.00	0.00		*
			04-06				0.00	0.00		*
GJ	GL	001824	05-06	SE05-1	12/5/2005	INTEREST ON INVEST	315.56	0.00	0.00	*
			06-06				0.00	0.00		*
GJ	GL	001886	07-06	SE07-1	2/3/2006	INTEREST ON INVESTMENTS	296.44	0.00	0.00	*
			08-06	SE08-1	3/6/2006	INTEREST ON INVEST	267.75	0.00	0.00	*
			09-06				0.00	0.00		*
GJ	GL	001978	10-06	SE10-1	5/4/2006	APRIL INTEREST CLUBHOUSE	584.32	0.00	0.00	*
			11-06	SE11-1	6/1/2006	INTEREST ON INVESTMENTS	305.77	0.00	0.00	*
GJ	GL	001998	12-06	SE12-1	7/6/2006	INTEREST ON INVESTMENTS	340.19	0.00	0.00	*
					Acct: 171500	Total	451.24	2,110.03	451.24	2,110.03

Acct: 174100	SELF INSURANCE FUND									
Sub: 01	Balance Sheet									
			01-06				0.00	0.00		*
			02-06				0.00	0.00		*
			03-06				0.00	0.00		*
			04-06				0.00	0.00		*
			05-06				0.00	0.00		*
			06-06				0.00	0.00		*
			07-06				0.00	0.00		*
			08-06				0.00	0.00		*
			09-06				0.00	0.00		*
			10-06				0.00	0.00		*
			11-06				0.00	0.00		*
			12-06				0.00	0.00		*
					Acct: 174100	Total	41,000.00	0.00	0.00	41,000.00

Acct: 174200	RETIREMENT PLAN ASSETS									
Sub: 01	Balance Sheet									
			01-06				0.00	0.00		*
			02-06				0.00	0.00		*
			03-06				0.00	0.00		*
			04-06				0.00	0.00		*
			05-06				0.00	0.00		*
			06-06				0.00	0.00		*
			07-06				0.00	0.00		*

Date: Tuesday, December 05, 2006
 Time: 01:55PM
 User: staylor

Frankfort Plant Board
Detail General Ledger - Standard
 Periods: 01-06 Through 12-06 As of: 12/3/2006 Ledger ID: 00001

Jrnl	Tran	Bat	Per	Ent	Reference	Tran	Tran	Beginning	Debit	Credit	Ending
Type	Type	Nbr	Nbr	Nbr	Date	Description	Balance	Amount	Amount	Balance	
			08-06					0.00	0.00		*
			09-06					0.00	0.00		*
			10-06					0.00	0.00		*
			11-06					0.00	0.00		*
			12-06					0.00	0.00		*
Acct: 174200 Total								368,869.43	0.00	0.00	368,869.43

Acct:	181100	UNAMORTIZED DEBT DISCOUNT	Sub:	01	Balance Sheet
GJ	GL	001695	01-06	SE01-1	0.00
GJ	GL	001722	02-06	SE02-1	0.00
GJ	GL	001746	03-06	SE03-1	0.00
GJ	GL	001787	04-06	SE04-1	0.00
GJ	GL	001824	05-06	SE05-1	0.00
GJ	GL	001848	06-06	SE06-1	0.00
GJ	GL	001886	07-06	SE07-1	0.00
GJ	GL	001916	08-06	SE08-1	0.00
GJ	GL	001939	09-06	SE09-1	0.00
GJ	GL	001967	10-06	SE10-1	0.00
GJ	GL	001998	11-06	SE11-1	0.00
GJ	GL	002037	12-06	SE12-1	0.00
Acct: 181100 Total					16,046.76
Acct: 215100					215,295.15

Acct:	215100	PRIOR YEARS RETAINED EARNINGS	Sub:	01	Balance Sheet
			01-06		0.00
			02-06		0.00
			03-06		0.00
			04-06		0.00
			05-06		0.00
			06-06		0.00
			07-06		0.00
			08-06		0.00
			09-06		0.00
			10-06		0.00
			11-06		0.00
			12-06		0.00
Acct: 215100					0.00
Sub: 10					0.00
Electric					0.00
01-06					0.00
02-06					0.00

Date: Tuesday, December 05, 2006
 Time: 01:55PM
 User: staylor

Frankfort Plant Board
Detail General Ledger - Standard
 Periods: 01-06 Through 12-06 As of: 12/3/2006 Ledger ID: 00001

Page: 96 of 318
 Report: 01620.rpt
 Company: 00001

Jrnl Type	Tran Type	Bat Nbr	Per Ent	Reference Nbr	Tran Date	Tran Description	Beginning Balance	Debit Amount	Credit Amount	Ending Balance
			02-06				0.00	0.00	0.00	*
			03-06				0.00	0.00	0.00	*
			04-06				0.00	0.00	0.00	*
			05-06				0.00	0.00	0.00	*
			06-06				0.00	0.00	0.00	*
			07-06				0.00	0.00	0.00	*
			08-06				0.00	0.00	0.00	*
			09-06				0.00	0.00	0.00	*
			10-06				0.00	0.00	0.00	*
			11-06				0.00	0.00	0.00	*
			12-06				0.00	0.00	0.00	*
Acct 215100 Total							39,491,099.87	0.00	0.00	39,491,099.87

Acct: 215220	REVENUE CONTROL	Sub: 01	Balance Sheet
01-06			0.00
02-06			0.00
03-06			0.00
04-06			0.00
05-06			0.00
06-06			0.00
07-06			0.00
08-06			0.00
09-06			0.00
10-06			0.00
11-06			0.00
12-06			0.00
REVENUE CONTROL			0.00
01-06			700,672.55
02-06			0.00
03-06			0.00
04-06			0.00
05-06			22,706.21
06-06			0.00
07-06			0.00
08-06			0.00
09-06			0.00
10-06			0.00
11-06			0.00
12-06			0.00
REVENUE CONTROL			700,672.55

Acct: 215220	REVENUE CONTROL	Sub: 10	Electric
01-06			0.00
02-06			75,226.07
03-06			55,421.07
04-06			476,577.49
05-06			0.00
06-06			196,598.75
07-06			233,440.68
08-06			693,089.90
09-06			64,789.39
10-06			117,564.12
11-06			0.00
12-06			574,847.48
REVENUE CONTROL			574,847.48

Date: Tuesday, December 05, 2006
 Time: 01:55PM
 User: staylor

Frankfort Plant Board
Detail General Ledger - Standard
 Periods: 01-06 Through 12-06 As of: 12/3/2006 Ledger ID: 00001

Jrnl Type	Tran Type	Bat Nbr	Per Ent	Reference Nbr	Tran Date	Tran Description	Beginning Balance	Debit Amount	Credit Amount	Ending Balance
-----------	-----------	---------	---------	---------------	-----------	------------------	-------------------	--------------	---------------	----------------

Acct: 224310 FSN 2000 NOTE 2							Sub: 01	Balance Sheet			
			01-06				4,130,000.00	0.00	0.00	4,074,000.00	
			02-06					0.00	0.00	*	
GJ	GL	001754	03-06	JE03-1	9/30/2005	CORR DRAW FSN NOTES POST TO 2		503,032.61	0.00	*	
			04-06					0.00	0.00	*	
			05-06					0.00	0.00	*	
			06-06					0.00	0.00	*	
AP	VO	044863	07-06	051862	1/5/2006	Summary Release		20,000.00	0.00	*	
			08-06					0.00	0.00	*	
AP	VO	046299	09-06	053444	3/24/2006	Summary Release		25,171.40	0.00	*	
			10-06					0.00	0.00	*	
			11-06					0.00	0.00	*	
AP	VO	048155	12-06	055531	6/26/2006	Summary Release		60,000.00	0.00	*	
Acct: 224310 Total							8,038,032.61	608,204.01	0.00	7,429,828.60	

Acct: 224320 FSN 2001 NOTE 3							Sub: 01	Balance Sheet			
			01-06				5,941,850.00	0.00	0.00	5,941,850.00	
			02-06					0.00	0.00	*	
			03-06					0.00	0.00	*	
			04-06					0.00	0.00	*	
			05-06					0.00	0.00	*	
AP	VO	044864	07-06	051863	1/5/2006	Summary Release		47,905.90	0.00	*	
			08-06					0.00	0.00	*	
AP	VO	046309	09-06	053447	3/24/2006	Summary Release		23,952.95	0.00	*	
			10-06					0.00	0.00	*	
			11-06					0.00	0.00	*	
AP	VO	048156	12-06	055532	6/26/2006	Summary Release		23,952.95	0.00	*	
Acct: 224320 Total							5,941,850.00	95,811.80	0.00	5,846,038.20	

Acct: 224330 FSN 2003 NOTE 4							Sub: 01	Balance Sheet			
			01-06				0.00	0.00	0.00	*	
			02-06				0.00	0.00	0.00	*	
			03-06				0.00	0.00	0.00	*	
			04-06				0.00	0.00	0.00	*	
			05-06				0.00	0.00	0.00	*	
			06-06				0.00	0.00	0.00	*	

Date: Tuesday, December 05, 2006
 Time: 01:55PM
 User: slaylor

Frankfort Plant Board
 Detail General Ledger - Standard
 Periods: 01-06 Through 12-06 As of: 12/31/2006 Ledger ID: 00001

Page: 101 of 318
 Report: 01620.rpt
 Company: 00001

Jrnl	Tran	Bat	Per	Reference	Tran	Tran	Beginning	Debit	Credit	Ending
Type	Type	Nbr	Ent	Nbr	Date	Description	Balance	Amount	Amount	Balance
AP	VO	044865	07-06	051864	1/5/2006	Summary Release		37,094.10	0.00	*
			08-06					0.00	0.00	
AP	VO	046312	09-06	053450	3/24/2006	Summary Release		53,869.65	0.00	*
			10-06					0.00	0.00	
			11-06					0.00	0.00	*
AP	VO	048157	12-06	055533	6/26/2006	Summary Release		30,321.25	0.00	*
Acct 224330 Total							7,580,329.00	121,285.00	0.00	7,459,044.00

Acct:	Sub:	Balance Sheet
224340	01	1,717,290.77
Total		
		59,225.80
		2,594,088.08
		4,252,153.05

Acct:	Sub:	Balance Sheet
232100	01	0.00
POWER BILL / ACCOUNTS PAYABLE		
GJ	GL	001698
		01-06
		SE01-2
		8/3/2005
		POWER COST EST/IAP CONSUM
		0.00
		3,741,426.53
AP	VO	041905
		01-06
		048354
		7/25/2005
		Summary Release
		3,033,669.42
GJ	GL	001727
		02-06
		SE02-2
		9/2/2005
		POWER COST EST/IAP CONS
		301,915.24
		3,344,967.25
AP	VO	042462
		02-06
		049044
		8/24/2005
		Summary Release
		3,098,480.27
GJ	GL	001764
		03-06
		SE03-2
		10/11/2005
		POWER COST EST/IAP CONSUM
		0.00
		3,252,965.17
AP	VO	043050
		03-06
		049728
		9/26/2005
		Summary Release
		3,476,377.90
GJ	GL	001789
		04-06
		SE04-2
		11/3/2005
		POWER COST EST/IAP CONSUM
		150,928.27
		2,778,136.85
AP	VO	043673
		04-06
		050472
		10/25/2005
		Summary Release
		2,970,626.25
GJ	GL	001825
		05-06
		SE05-2
		12/6/2005
		POWER COST EST/IAP CONSUM
		225,691.51
		2,477,490.27
AP	VO	044202
		05-06
		051085
		11/28/2005
		Summary Release
		2,552,445.34
GJ	GL	001850
		06-06
		SE06-2
		1/4/2006
		POWERCOSTEST/IAPCONSUM
		329,082.55
		2,551,281.05
GJ	GL	001887
		07-06
		SE07-2
		2/3/2006
		POWER COST EST/IAP CONSUM
		0.00
		2,506,552.80
AP	VO	044783
		07-06
		051768
		1/3/2006
		Summary Release
		2,148,407.72

Date: Tuesday, December 05, 2006
 Time: 01:55PM
 User: staylor

Frankfort Plant Board
Detail General Ledger - Standard

Page: 102 of 318
 Report: 01620.rpt
 Company: 00001

Periods: 01-06 Through 12-06 As of: 12/31/2006 Ledger ID: 00001

Jrnl	Tran	Bat	Per	Reference	Tran	Tran	Description	Beginning Balance	Debit Amount	Credit Amount	Ending Balance
Type	Type	Nbr	Ent	Nbr	Date	Date					
AP	AD	041736	01-06	048144	7/13/2005	7/13/2005	Summary Release		14,853.31	0.00	14,853.31
AP	CK	042005	01-06	026469	7/28/2005	7/28/2005	Summary Release	5,926,920.05		0.00	5,926,920.05
GJ	GL	001698	01-06	SE01-2	8/3/2005	8/3/2005	ACCD FLOODWALL CONTRIBUTION	27,384.98		56,355.88	83,769.86
AP	VO	042004	01-06	048483	7/28/2005	7/28/2005	Summary Release	124,113.41		5,941,773.36	6,065,886.77
AP	ZC	041626	01-06	026178	7/5/2005	7/5/2005	Summary Release	0.00		0.00	0.00
AP	AD	042550	02-06	049153	8/26/2005	8/26/2005	Summary Release	18,958.29		0.00	18,958.29
AP	CK	042554	02-06	026793	8/29/2005	8/29/2005	Summary Release	6,188,758.94		0.00	6,188,758.94
GJ	GL	001727	02-06	SE02-2	9/2/2005	9/2/2005	ACCD FLOODWALL CONT	21,500.00		34,338.58	55,838.58
AP	HC	042246	02-06	026527	8/10/2005	8/10/2005	Summary Release	13,914.22		0.00	13,914.22
AP	VC	042549	02-06	026425	8/26/2005	8/26/2005	Summary Release	0.00		0.00	0.00
AP	VO	042553	02-06	049156	8/29/2005	8/29/2005	Summary Release	107,602.71		6,216,341.28	6,323,943.99
AP	ZC	042554	02-06	026762	8/29/2005	8/29/2005	Summary Release	0.00		0.00	0.00
AP	AD	042878	03-06	049523	9/15/2005	9/15/2005	Summary Release	8,006.83		0.00	8,006.83
AP	CK	043182	03-06	027074	9/30/2005	9/30/2005	Summary Release	6,335,673.19		0.00	6,335,673.19
GJ	GL	001764	03-06	SE03-2	10/11/2005	10/11/2005	ACCD FLOODWALL CONTRIB	0.00		30,476.87	30,476.87
AP	HC	042822	03-06	026911	9/14/2005	9/14/2005	Summary Release	72,400.00		0.00	72,400.00
AP	VO	043181	03-06	049880	9/30/2005	9/30/2005	Summary Release	107,085.41		6,418,222.85	6,525,308.26
AP	AD	043616	04-06	050402	10/21/2005	10/21/2005	Summary Release	5,624.59		0.00	5,624.59
AP	AD	043742	04-06	027407	10/28/2005	10/28/2005	Summary Release	5,597,528.98		0.00	5,597,528.98
GJ	GL	001789	04-06	SE04-2	11/3/2005	11/3/2005	ACCD FLOODWALL CONTRIB	0.00		35,594.76	35,594.76
AP	VO	043741	04-06	050557	10/28/2005	10/28/2005	Summary Release	114,388.19		5,603,153.57	5,717,541.76
AP	AD	044183	05-06	051063	11/23/2005	11/23/2005	Summary Release	9,556.46		0.00	9,556.46
AP	CK	044257	05-06	027721	11/30/2005	11/30/2005	Summary Release	5,121,286.08		0.00	5,121,286.08
GJ	GL	001825	05-06	SE05-2	12/6/2005	12/6/2005	ACCD FLOODWALL CONTRIB	0.00		30,575.87	30,575.87
AP	HC	043962	05-06	027573	11/10/2005	11/10/2005	Summary Release	274,255.56		0.00	274,255.56
Acct: 232150 ACCOUNTS PAYABLE MISCELLANEOUS sub: 01								Balance Sheet			
Total								2,692,638.42	30,638,304.43	33,746,151.41	5,800,485.40

Date: Tuesday, December 05, 2006
 Time: 01:55PM
 User: staylor

Frankfort Plant Board
Detail General Ledger - Standard
 Periods: 01-06 Through 12-06 As of: 12/31/2006 Ledger ID: 00001

Page: 103 of 318
 Report: 01620.rpt
 Company: 00001

Jrnl	Tran	Bat	Per	Ent	Reference	Tran	Description	Beginning Balance	Debit Amount	Credit Amount	Ending Balance
Type	Type	Nbr			Nbr	Date					
AP	VO	044286	05-06		051147	11/30/2005	Summary Release		56,454.20	5,404,835.34	
AP	ZC	044167	05-06		027686	11/22/2005	Summary Release	0.00	0.00	0.00	
AP	AD	044732	06-06		051705	12/28/2005	Summary Release	39,381.50	0.00	0.00	
AP	CK	044776	06-06		028014	12/30/2005	Summary Release	2,577,890.85	0.00	0.00	
GJ	GL	001850	06-06		SE06-2	1/4/2006	ACCD FLOODWALL CONTRIB	0.00	0.00	64,016.75	
AP	HC	044651	06-06		027850	12/15/2005	Summary Release	426,300.30	0.00	0.00	
AP	VO	044775	06-06		051749	12/29/2005	Summary Release	51,435.31	0.00	3,043,835.41	
AP	ZC	044776	06-06		028051	12/30/2005	Summary Release	0.00	0.00	0.00	
AP	AD	045242	07-06		052264	1/24/2006	Summary Release	26,538.47	0.00	0.00	
AP	CK	045364	07-06		028470	1/30/2006	Summary Release	4,152,993.94	0.00	0.00	
GJ	GL	001887	07-06		SE07-2	2/3/2006	ACCD FLOODWALL CONTRIB	0.00	0.00	64,509.88	
AP	HC	044937	07-06		028345	1/9/2006	Summary Release	697,786.06	0.00	0.00	
AP	VO	045151	07-06		028429	1/23/2006	Summary Release	0.00	0.00	203.00	
AP	VC	045363	07-06		052385	1/30/2006	Summary Release	77,555.47	0.00	4,877,349.42	
AP	ZC	045364	07-06		028539	1/30/2006	Summary Release	0.00	0.00	0.00	
AP	AD	045791	08-06		052842	2/23/2006	Summary Release	13,212.05	0.00	0.00	
AP	CK	045824	08-06		028808	2/26/2006	Summary Release	5,262,876.57	0.00	0.00	
GJ	GL	001918	08-06		SE08-2	3/6/2006	ACCD FLOODWALL CONTRIB	14,415.25	0.00	633,508.55	
AP	HC	045670	08-06		028807	2/15/2006	Summary Release	135,245.28	0.00	0.00	
AP	VC	045571	08-06		028560	2/9/2006	Summary Release	0.00	0.00	10,076.71	
AP	VO	045823	08-06		052872	2/24/2006	Summary Release	201,899.13	0.00	5,401,257.19	
AP	ZC	045824	08-06		028857	2/26/2006	Summary Release	0.00	0.00	0.00	
AP	AD	046279	09-06		053418	3/23/2006	Summary Release	8,373.14	0.00	0.00	
AP	CK	046396	09-06		029190	3/30/2006	Summary Release	4,965,034.95	0.00	0.00	
GJ	GL	001940	09-06		SE09-2	3/30/2006	ACCD FLOODWALL CONTRIB	0.00	0.00	67,233.54	
AP	HC	046294	09-06		029058	3/24/2006	Summary Release	166,626.72	0.00	0.00	
AP	VO	046395	09-06		053593	3/30/2006	Summary Release	171,887.74	0.00	5,140,037.18	
AP	ZC	046396	09-06		029191	3/30/2006	Summary Release	0.00	0.00	0.00	
AP	AD	046901	10-06		054157	4/27/2006	Summary Release	7,678.97	0.00	0.00	
AP	CK	046903	10-06		029482	4/28/2006	Summary Release	2,049,545.26	0.00	0.00	
GJ	GL	001979	10-06		SE10-2	5/5/2006	ACCD FLOODWALL CONTRIB	3,855.98	0.00	58,057.68	
AP	HC	046636	10-06		029314	4/11/2006	Summary Release	2,736,092.49	0.00	0.00	
AP	VO	046874	10-06		029337	4/26/2006	Summary Release	0.00	0.00	8,426.88	
AP	VC	046920	10-06		054175	5/1/2006	Summary Release	124,107.30	0.00	4,797,253.52	
AP	ZC	046602	10-06		029288	4/11/2006	Summary Release	0.00	0.00	0.00	
AP	AD	047549	11-06		054865	5/26/2006	Summary Release	34,439.95	0.00	0.00	
AP	CK	047561	11-06		029827	5/30/2006	Summary Release	2,505,609.25	0.00	0.00	
GJ	GL	002009	11-06		SE11-2	6/5/2006	ACCD FLOODWALL CONTRIB	0.00	0.00	55,738.33	

Date: Tuesday, December 05, 2006
 Time: 01:55PM
 User: staylor

Frankfort Plant Board
Detail General Ledger - Standard
 Periods: 01-06 Through 12-06 As of: 12/31/2006 Ledger ID: 00001

Page: 104 of 318
 Report: 01620.rpt
 Company: 00001

Jrnl	Tran	Bat	Per	Reference	Tran	Tran	Description	Beginning Balance	Debit Amount	Credit Amount	Ending Balance
Type	Type	Nbr	Ent	Nbr	Date						
AP	HC	047238	11-06	029649	5/12/2006		Summary Release	2,789,808.56	0.00	0.00	
AP	VC	047067	11-06	029494	5/5/2006		Summary Release	0.00	0.00	820.78	
AP	VO	047557	11-06	054868	5/26/2006		Summary Release	107,920.53	0.00	5,320,529.28	
AP	ZC	047400	11-06	029787	5/23/2006		Summary Release	0.00	0.00	0.00	
AP	AD	048297	12-06	055672	6/30/2006		Summary Release	62,315.62	0.00	0.00	
AP	CK	048317	12-06	030166	7/3/2006		Summary Release	5,383,569.84	0.00	0.00	
GJ	GL	002043	12-06	SE12-2	7/10/2006		ACCD FLOODWALL CONTRIBUTION	128,016.20	0.00	517,170.04	
AP	HC	047906	12-06	029922	6/14/2006		Summary Release	341,369.36	0.00	0.00	
AP	VC	047846	12-06	029805	6/12/2006		Summary Release	0.00	0.00	2,200.58	
AP	VO	048316	12-06	055719	7/2/2006		Summary Release	105,601.18	0.00	5,781,152.41	
AP	ZC	048317	12-06	030185	7/3/2006		Summary Release	0.00	0.00	0.00	
Acct: 232150 Total								801,664.49	65,515,648.62	65,618,645.49	904,661.36

ACCGOUNTS PAYABLE ACCRUAL

Sub: 01

Balance Sheet

AP	AD	041736	01-06	048144	7/13/2005		Summary Release	0.00	0.00	14,853.31	
GJ	GL	001688	01-06	JE01-2	7/29/2005		KP ERROR ACCT#	70.76	0.00	0.05	
PO	R	053468	01-06		7/28/2005		Chemicals, NaOH (Sodium Hydrox	0.00	0.00	694,744.82	
AP	VO	041915	01-06	048364	7/25/2005		Summary Release	597,842.69	0.00	0.00	
PO	X	053378	01-06		7/26/2005		NON STOCK DIRECTLY CHARGED TO	1,125.70	0.00	9,477.95	
AP	AD	042263	02-06	048794	8/10/2005		Summary Release	0.00	0.00	0.00	
PO	R	054218	02-06		8/26/2005		Chemicals, Ferric Chloride Liq	885,811.11	0.00	553,345.37	
AP	VO	042528	02-06	049131	8/26/2005		Summary Release	14,795.53	0.00	0.00	
PO	X	054188	02-06		8/26/2005		Chemicals, Ferric Chloride Liq	0.00	0.00	6,987.72	
AP	AD	042878	03-06	049523	9/15/2005		Summary Release	0.00	0.00	9.55	
GJ	GL	001752	03-06	JE03-3	9/30/2005		KP ERROR ACCT#	0.00	0.00	519,623.53	
PO	R	055180	03-06		9/29/2005		# 57 STONE	0.00	0.00	0.00	
AP	VO	043158	03-06	049857	9/29/2005		Summary Release	405,016.02	0.00	0.00	
PO	X	055127	03-06		9/29/2005		Attenuator Pad JXP-14 Short, W	2,146.21	0.00	0.00	
AP	AD	043436	04-06	050198	10/13/2005		Summary Release	0.00	0.00	4,723.28	
PO	R	056018	04-06		10/28/2005		NON STOCK DIRECTLY CHARGED TO	0.00	0.00	604,227.18	
AP	VO	043716	04-06	050517	10/27/2005		Summary Release	641,043.55	0.00	0.00	
PO	X	055584	04-06		10/13/2005		TRANSFORMER, 10KVA POLE 4800/83	4,223.88	0.00	0.00	
AP	AD	044106	05-06	050970	11/17/2005		Summary Release	0.00	0.00	476.67	
GJ	GL	001809	05-06	JE05-2	11/30/2005		KP ERROR FREIGHT CONSOLIDATEDE	0.00	0.00	16.67	
PO	R	056692	05-06		11/29/2005		NON STOCK DIRECTLY CHARGED TO	0.00	0.00	679,777.03	
AP	VO	044162	05-06	051031	11/21/2005		Summary Release	760,746.52	0.00	0.00	
PO	X	056658	05-06		11/28/2005		NON STOCK DIRECTLY CHARGED TO	1,465.21	0.00	0.00	
GJ	GL	001841	06-06	JE06-2	12/30/2005		B#44573/REF051330KPERORACCT#	0.00	0.00	19.00	

Date: Tuesday, December 05, 2006
 Time: 01:55PM
 User: staylor

Frankfort Plant Board
Detail General Ledger - Standard
 Periods: 01-06 Through 12-06 As of: 12/31/2006 Ledger ID: 00001

Jrnl	Tran	Bat	Per	Reference	Tran	Description	Beginning Balance	Debit Amount	Credit Amount	Ending Balance
Type	Type	Nbr	Ent	Nbr	Date					
PO	R	057457	06-06	051735	12/29/2005	PARKING BUSHING 15KV		0.00	780,975.77	
AP	VO	044760	06-06	051735	12/28/2005	Summary Release	836,449.73		0.00	
AP	AD	044887	07-06	051886	1/6/2006	Summary Release	0.00		5,148.17	
GJ	GL	001872	07-06	JE07-3	1/30/2006	KP ERROR ACCT#	79.38		39.69	
PO	R	058156	07-06		1/27/2006	NON STOCK DIRECTLY CHARGED TO	0.00		296,799.09	
AP	VO	045289	07-06	052304	1/26/2006	Summary Release	446,256.36		0.00	
PO	X	058083	07-06		1/26/2006	NON STOCK DIRECTLY CHARGED TO	6,554.92		0.00	
AP	AD	045773	08-06	052822	2/22/2006	Summary Release	0.00		1,329.90	
GJ	GL	001911	08-06	JE08-03	3/2/2006	KP ERROR ACCT#	140.60		6,675.94	
PO	R	058747	08-06		2/24/2006	NON STOCK DIRECTLY CHARGED TO	0.00		593,575.90	
AP	VO	045803	08-06	052852	2/23/2006	Summary Release	699,342.84		0.00	
PO	X	058719	08-06		2/23/2006	NON STOCK DIRECTLY CHARGED TO	788.90		0.00	
AP	AD	046275	09-06	053413	3/23/2006	Summary Release	0.00		1,562.09	
GJ	GL	001937	09-06	JE09-3	3/30/2006	KP ERR ACCT #	525.43		0.00	
PO	R	059567	09-06		3/29/2006	BOXES, LG. PLASTIC	0.00		565,564.63	
AP	VO	046339	09-06	053522	3/27/2006	Summary Release	392,872.29		0.00	
PO	X	059437	09-06		3/23/2006	NON STOCK DIRECTLY CHARGED TO	1,498.45		0.00	
AP	AD	046787	10-06	053999	4/19/2006	Summary Release	0.00		2,065.93	
GJ	GL	001964	10-06	JE10-3	4/27/2006	KP ERROR	0.00		0.01	
PO	R	060295	10-06		5/1/2006	DELPAC, Polyaluminum Chloride	0.00		653,707.11	
AP	VO	046920	10-06	054175	5/1/2006	Summary Release	454,026.92		0.00	
PO	X	060124	10-06		4/19/2006	NON STOCK DIRECTLY CHARGED TO	2,027.93		0.00	
AP	AD	047549	11-06	054865	5/26/2006	Summary Release	0.00		21,716.30	
GJ	GL	002000	11-06	JE11-3	6/1/2006	KP ERROR ACCT#	0.05		0.00	
PO	R	061136	11-06		5/30/2006	NON STOCK DIRECTLY CHARGED TO	0.00		417,609.42	
AP	VO	047557	11-06	054868	5/26/2006	Summary Release	591,525.01		0.00	
PO	X	061112	11-06		5/26/2006	NON STOCK DIRECTLY CHARGED TO	20,467.92		0.00	
AP	AD	048270	12-06	055645	6/29/2006	Summary Release	0.00		22,860.52	
GJ	GL	002035	12-06	JE12-3	7/6/2006	KP ERROR ACCT#	1,267.51		0.00	
PO	R	062140	12-06		6/30/2006	NON STOCK DIRECTLY CHARGED TO	0.00		557,095.61	
AP	VO	048271	12-06	055646	6/29/2006	Summary Release	628,218.80		0.00	
PO	X	062137	12-06		6/30/2006	NON STOCK DIRECTLY CHARGED TO	91,456.26		0.00	
Acct 232155 Total							783,470.40	7,487,786.48	7,015,008.21	310,692.13

Acct: 232200 ACCOUNTS PAYABLE CONTRACTS Sub: 01
 GJ GL 001694 01-06 TOD01 TRANSFERS&OTHER DISBURSEMENTS Balance Sheet 20,920.01 0.00
 GJ GL 001726 02-06 TOD02 TRANSFERS&OTHER DISBURSE 1,404.75 0.00
 GJ GL 001758 03-06 TOD03 TRANSFERS&OTHER DISBURSE 19,765.46 34,672.97

Date: Tuesday, December 05, 2006
 Time: 01:55PM
 User: staylor

Frankfort Plant Board
Detail General Ledger - Standard
 Periods: 01-06 Through 12-06 As of: 12/31/2006 Ledger ID: 00001

Jrnl	Tran	Bat	Per	Ent	Reference	Tran	Tran	Description	Beginning	Debit	Credit	Ending
Type	Type	Nbr	Nbr	Nbr	Nbr	Date	Date		Balance	Amount	Amount	Balance
GJ	GL	001790	04-06		TOD04	11/3/2005		TRANSFERS&OTHER DISBURSE		12,023.84	61,816.03	
GJ	GL	001829	05-06		TOD05	12/7/2005		TRANSFERS&OTHER DISBURSE		86,276.91	0.00	
GJ	GL	001856	06-06		TOD06	1/5/2006		TRANSFERS&OTHER DISBURSEMENTS		10,017.94	20,510.98	
GJ	GL	001874	07-06		TOD07	1/31/2006		TRANSFERS&OTHER DISBURSE		27,081.82	47,582.00	
GJ	GL	001908	08-06		TOD08	3/2/2006		TRANSFERS&OTHER DIBURSE		51,763.33	0.00	
GJ	GL	001944	09-06		TOD09	3/31/2006		TRANSFERS&OTHER DISBURSEMENTS		1,404.75	681,441.33	
GJ	GL	001970	10-06		TOD10	5/1/2006		TRANSFERS&OTHER DISBURSE		33,290.98	26,170.07	
GJ	GL	002001	11-06		TOD11	6/1/2006		TRANSFERS&OTHER DISBURSE		115,743.15	94,065.24	
GJ	GL	002038	12-06		TOD12	7/6/2006		TRANSFERS&OTHER DISBURSE		36,190.98	107,047.39	
Acct 232200 Total									1,593,639.74	415,883.92	1,073,306.01	2,251,061.83

Acct:	Sub:	Balance Sheet					
232300	01						
GJ	GL	001710	8/16/2005	TO REVERSE PREV MO ADJ	100,017.77	814,337.16	
AP	VO	041785	7/15/2005	Summary Release	523,981.09	0.00	
GJ	GL	001728	9/2/2005	AUGUST UTILITY BILLING	12,439.78	727,185.09	
AP	VO	042483	8/24/2005	Summary Release	693,096.67	0.00	
GJ	GL	001771	10/18/2005	SEPTEMBER EWS BILLING	65,615.08	677,723.61	
AP	VO	043041	9/26/2005	Summary Release	712,331.49	0.00	
GJ	GL	001803	11/10/2005	OCTOBER ADJ FROM CUST SVC	6,223.44	762,950.30	
AP	VO	043622	10/21/2005	Summary Release	632,283.39	0.00	
GJ	GL	001832	12/12/2005	NOVEMBER ADJ	128,547.53	955,613.67	
AP	VO	044009	11/14/2005	Summary Release	733,851.41	0.00	
GJ	GL	001854	1/5/2006	TO REVERSE ADJ MADE IN NOV	261,453.88	731,041.89	
AP	VO	044516	12/14/2005	Summary Release	816,672.70	0.00	
GJ	GL	001883	2/2/2006	JANUARY EWS BILLING	11,775.15	680,015.52	
AP	VO	044962	1/10/2006	Summary Release	508,287.95	0.00	
GJ	GL	001921	3/2/2006	FEBRUARY ELEC AND WAT BILLING	16,817.06	659,924.26	
AP	VO	045632	2/13/2006	Summary Release	650,405.67	0.00	
GJ	GL	001954	4/9/2006	MARCH ELEC, WATER, SEWER BILL	78,175.57	642,250.52	
AP	VO	046092	3/10/2006	Summary Release	643,920.98	0.00	
GJ	GL	001983	4/27/2006	APRIL ELEC, WATER, SEW BILLING	27,921.17	626,591.49	
AP	VO	046670	4/13/2006	Summary Release	572,977.79	0.00	
GJ	GL	002004	5/12/2006	MAY EWS BILLING	6,701.82	693,680.47	
AP	VO	047366	5/18/2006	Summary Release	595,805.60	0.00	
GJ	GL	002052	7/6/2006	TO RECORD WATER ADJ	82,566.88	711,643.73	
AP	VO	047850	6/12/2006	Summary Release	676,812.85	0.00	
Acct 232300 Total					589,736.74	8,558,682.72	8,682,957.71
Acct 232400					Balance Sheet		714,011.73

Acct: 232400 ACCOUNTS PAYABLE WINTERCARE CCSub: 01 Balance Sheet

Date: Tuesday, December 05, 2006
 Time: 01:55PM
 User: staylor

Frankfort Plant Board
Detail General Ledger - Standard

Page: 107 of 318
 Report: 01620.rpt
 Company: 00001

Periods: 01-06 Through 12-06 As of: 12/31/2006 Ledger ID: 00001

Jrnl	Tran	Bat	Per	Reference	Tran	Tran	Beginning	Debit	Credit	Ending
Type	Type	Nbr	Ent	Nbr	Date	Description	Balance	Amount	Amount	Balance
GJ	GL	001684	01-06	CR01	7/28/2005	JULY REVENUE SUMMARY		0.00	155.57	
AP	VO	041616	01-06	048005	7/5/2005	Summary Release	172.95		0.00	
GJ	GL	001723	02-06	CR02	9/1/2005	AUGUST CASH RECEIPTS		0.00	136.38	
AP	VO	042089	02-06	048580	8/2/2005	Summary Release		155.57	0.00	
GJ	GL	001755	03-06	CR03	9/30/2005	SEPTEMBER CASH RECEIPTS		0.00	141.30	
AP	VO	042580	03-06	049182	8/30/2005	Summary Release		136.38	0.00	
GJ	GL	001781	04-06	CR04	10/30/2005	OCTOBER CASH RECEIPTS		0.00	218.63	
AP	VO	043256	04-06	049875	10/5/2005	Summary Release		141.30	0.00	
GJ	GL	001813	05-06	CR05	12/1/2005	NOVEMBER REVENUE SUMMARY		0.00	245.35	
AP	VO	043763	05-06	050578	10/31/2005	Summary Release		218.63	0.00	
GJ	GL	001847	06-06	CR06	1/3/2006	DECEMBER CASH RECEIPTS		0.00	605.62	
AP	VO	044301	06-06	051193	12/1/2005	Summary Release		245.35	0.00	
GJ	GL	001875	07-06	CR07	1/31/2006	JANUARY CASH RECEIPTS		0.00	278.17	
AP	VO	044781	07-06	051766	1/3/2006	Summary Release		605.62	0.00	
GJ	GL	001905	08-06	RS08	3/1/2006	FEBRUARY CASH RECEIPTS		0.00	246.82	
AP	VO	045379	08-06	052400	1/30/2006	Summary Release		278.17	0.00	
GJ	GL	001941	09-06	CR09	3/24/2006	MARCH CASH RECEIPTS		0.00	267.11	
AP	VO	045828	09-06	052876	2/27/2006	Summary Release		246.82	0.00	
GJ	GL	001977	10-06	RS10	4/27/2006	APRIL REVENUE SUMMARY		0.00	200.22	
AP	VO	046410	10-06	053607	3/30/2006	Summary Release		267.11	0.00	
GJ	GL	001995	11-06	RS11	5/12/2006	MAY REVENUE SUMMARY		0.00	183.77	
AP	VO	046954	11-06	054209	5/2/2006	Summary Release		200.22	0.00	
GJ	GL	002025	12-06	RS12	7/2/2006	JUNE REVENUE SUMMARY		0.00	178.97	
AP	VO	047610	12-06	054919	5/31/2006	Summary Release		183.77	0.00	
Acct: 232400 Total							172.95	2,851.89	2,857.91	178.97
Acct: 232500 FUTURE INSURANCE CLAIMS PAYABL Sub: 01										
Balance Sheet								0.00	0.00	
01-06								0.00	0.00	
02-06								0.00	0.00	
03-06								0.00	0.00	
04-06								0.00	0.00	
05-06								0.00	0.00	
06-06								0.00	0.00	
07-06								0.00	0.00	
08-06								0.00	0.00	
09-06								0.00	0.00	
10-06								0.00	0.00	
11-06								0.00	0.00	

Date: Tuesday, December 05, 2006
 Time: 01:55PM
 User: staylor

Frankfort Plant Board
Detail General Ledger - Standard
 Periods: 01-06 Through 12-06 As of: 12/31/2006 Ledger ID: 00001

Page: 108 of 318
 Report: 01620.rpt
 Company: 00001

Jrnl	Tran	Bat	Per	Reference	Tran	Description	Beginning Balance	Debit Amount	Credit Amount	Ending Balance
			12-06					0.00	0.00	
Acct 232500 Total							41,000.00	0.00	0.00	41,000.00

Acct	GL	001689	01-06	RPAYACC01	Sub: 01	REVERSE EOY PAYROLL ACCRUAL	Balance Sheet	320,663.96	0.00	0.00	*
GJ	GL	001689	01-06	RPAYACC01	7/29/2005	REVERSE EOY PAYROLL ACCRUAL	320,663.96	0.00	0.00	0.00	*
			02-06				0.00	0.00	0.00	0.00	*
			03-06				0.00	0.00	0.00	0.00	*
			04-06				0.00	0.00	0.00	0.00	*
			05-06				0.00	0.00	0.00	0.00	*
			06-06				0.00	0.00	0.00	0.00	*
			07-06				0.00	0.00	0.00	0.00	*
			08-06				0.00	0.00	0.00	0.00	*
			09-06				0.00	0.00	0.00	0.00	*
			10-06				0.00	0.00	0.00	0.00	*
			11-06				0.00	0.00	0.00	0.00	*
GJ	GL	002048	12-06	PAYACC12	7/6/2006	YEAR END PAYROLL ACCRUAL	0.00	0.00	355,106.35	355,106.35	*
Acct 232600 Total							320,663.96	320,663.96	355,106.35	355,106.35	

Acct	GL	001698	01-06	SE01-2	Sub: 01	ACCD VAC FOR JULY	Balance Sheet	0.00	0.00	10,204.91
GJ	GL	001698	01-06	SE01-2	8/3/2005	ACCD VAC FOR JULY	0.00	0.00	0.00	10,204.91
			02-06	SE02-2	9/2/2005	ACCD VAC AUGUST	27,139.68	0.00	0.00	0.00
			03-06	SE03-2	10/1/2005	ACCD VAC SEPT	2,235.00	0.00	0.00	0.00
			04-06	SE04-2	11/3/2005	ACCD VAC FOR OCT	0.00	0.00	4,015.47	4,015.47
			05-06	SE05-2	12/6/2005	ACCD VAC FOR NOV/GENERAL	0.00	0.00	6,282.43	6,282.43
			06-06	SE06-2	1/4/2006	ACCD VAC DEC	0.00	0.00	18,243.07	18,243.07
			07-06	SE07-2	2/3/2006	ACCD VAC FOR JAN 06	31,938.93	0.00	0.00	0.00
			08-06	SE08-2	3/6/2006	ACCD VAC FEB/GENERAL	0.00	0.00	25,023.66	25,023.66
			09-06	SE09-2	4/8/2006	ACCD VAC/MARCH	0.00	0.00	10,001.30	10,001.30
			10-06	SE10-2	5/5/2006	ACCD VAC APRIL	0.00	0.00	6,719.85	6,719.85
			11-06	SE11-2	6/5/2006	ACCD VAC FOR MAY	0.00	0.00	8,663.76	8,663.76
GJ	GL	002043	12-06	SE12-2	7/10/2006	ACCD VAC FOR JUNE	9,260.98	0.00	0.00	0.00
Acct 232650 Total							496,208.36	70,574.59	89,154.45	514,788.22

Acct	GL	001684	01-06	CR01	7/28/2005	JULY REVENUE SUMMARY	Balance Sheet	15,671.85	17,605.00	
GJ	GL	001684	01-06	CR01	7/28/2005	JULY REVENUE SUMMARY	15,671.85	17,605.00	17,605.00	
			02-06	JE02-1	9/7/2005	4INT ADJ KP TO DEP IN ERROR	14,745.00	18,913.85	18,913.85	
			03-06	JE03-2	9/30/2005	CHG TO INT S/B DEPOSITS	14,980.00	20,315.00	20,315.00	
			03-06	049666	9/23/2005	Summary Release	13,933.44	0.00	0.00	
			04-06	CR04	10/30/2005	OCTOBER CASH RECEIPTS	16,350.00	25,340.00	25,340.00	
Acct 235100 Total							496,208.36	70,574.59	89,154.45	514,788.22

Date: Tuesday, December 05, 2006
 Time: 01:55PM
 User: staylor

Frankfort Plant Board
Detail General Ledger - Standard
 Periods: 01-06 Through 12-06 As of: 12/3/2006 Ledger ID: 00001

Page: 109 of 318
 Report: 01620.rpt
 Company: 00001

Jrnl	Tran	Bat	Per	Reference	Tran	Tran	Beginning	Debit	Credit	Ending
Type	Type	Nbr	Ent	Nbr	Date	Description	Balance	Amount	Amount	Balance
GJ	GL	001834	05-06	JE05-4	12/12/2005	ADJ GL DEP BAL TO DEP FILES		19,863.00	21,794.51	
GJ	GL	001843	06-06	JE06-1	12/30/2005	CORR NOV DEP TO GL		10,098.00	15,275.00	
GJ	GL	001880	07-06	JE07-2	2/1/2006	INT APPLIED TO DEP ACCT IN ERR		23,077.05	20,037.05	
GJ	GL	001905	08-06	RS08	3/1/2006	FEBRUARY CASH RECEIPTS		15,960.00	56,855.00	
GJ	GL	001941	09-06	CR09	3/24/2006	MARCH CASH RECEIPTS		14,240.00	36,320.00	
GJ	GL	001977	10-06	RS10	4/27/2006	APRIL REVENUE SUMMARY		22,230.00	28,650.00	
GJ	GL	001995	11-06	RS11	5/12/2006	MAY REVENUE SUMMARY		22,970.00	20,270.00	
GJ	GL	002025	12-06	RS12	7/2/2006	JUNE REVENUE SUMMARY		16,780.00	20,310.00	
Acct 235100 Total							1,209,226.56	220,898.34	301,685.41	1,290,013.63

Acct:	235200	CABLE CUSTOMER DEPOSITS	Sub:	01	JULY REVENUE SUMMARY	Balance Sheet	
GJ	GL	001684	01-06	CR01	7/28/2005	0.00	
AP	VO	041978	01-06	048432	7/26/2005	810.00	
GJ	GL	001723	02-06	CR02	9/1/2005	0.00	
GJ	GL	001755	03-06	CR03	9/30/2005	0.00	
AP	VO	043181	03-06	049880	9/30/2005	845.00	
GJ	GL	001781	04-06	CR04	10/30/2005	0.00	
AP	VO	043700	04-06	050501	10/26/2005	610.00	
GJ	GL	001834	05-06	JE05-4	12/12/2005	0.00	
AP	VO	044140	05-06	051006	11/18/2005	485.00	
GJ	GL	001849	06-06	JE06-1	1/4/2006	165.00	
AP	VO	044534	06-06	051451	12/15/2005	180.00	
GJ	GL	001880	07-06	JE07-2	2/1/2006	180.00	
AP	VO	045299	07-06	052322	1/26/2006	270.00	
GJ	GL	001905	08-06	RS08	3/1/2006	0.00	
AP	VO	045607	08-06	052640	2/10/2006	40.00	
GJ	GL	001941	09-06	CR09	3/24/2006	0.00	
AP	VO	046293	09-06	053432	3/23/2006	665.00	
GJ	GL	001977	10-06	RS10	4/27/2006	0.00	
AP	VO	046898	10-06	054154	4/27/2006	180.00	
GJ	GL	001995	11-06	RS11	5/12/2006	0.00	
AP	VO	047525	11-06	054835	5/26/2006	1,120.00	
GJ	GL	002025	12-06	RS12	7/2/2006	0.00	
AP	VO	048174	12-06	055550	6/27/2006	360.00	
Acct 235200 Total							17,877.80

Acct: 235300 WATER METER DEPOSITS Sub: 01 Balance Sheet

01-06	0.00	0.00
02-06	0.00	0.00
Acct 235200 Total		17,877.80
Acct 235300 Total		13,870.70
Acct 235200 Total		25,838.50

Date: Tuesday, December 05, 2006
 Time: 01:55PM
 User: staylor

Frankfort Plant Board
 Detail General Ledger - Standard
 Periods: 01-06 Through 12-06 As of: 12/31/2006 Ledger ID: 00001

Jrnl Type	Tran Type	Bat Nbr	Per Ent	Reference Nbr	Tran Date	Tran Description	Beginning Balance	Debit Amount	Credit Amount	Ending Balance
			03-06				0.00	0.00	0.00	*
			04-06				0.00	0.00	0.00	*
			05-06				0.00	0.00	0.00	*
			06-06				0.00	0.00	0.00	*
			07-06				0.00	0.00	0.00	*
			08-06				0.00	0.00	0.00	*
GJ	GL	001941	09-06	CR09	3/24/2006	MARCH CASH RECEIPTS	0.00	0.00	1,600.00	*
			10-06				0.00	0.00	0.00	*
GJ	GL	001995	11-06	RS11	5/12/2006	MAY REVENUE SUMMARY	0.00	0.00	1,150.00	*
GJ	GL	002025	12-06	RS12	7/22/2006	JUNE REVENUE SUMMARY	0.00	0.00	300.00	*
Acct 235300 Total							0.00	0.00	3,050.00	3,050.00

Acct	Sub	Description	Balance Sheet
235400	01	UNCLAIMED REFUNDS	Balance Sheet
		01-06	0.00
		02-06	0.00
		03-06	0.00
		04-06	0.00
		05-06	0.00
		06-06	0.00
		07-06	0.00
		08-06	0.00
GJ	GL	001959	09-06
		10-06	0.00
		11-06	0.00
		12-06	0.00
		JE09-1	2,124.98
		JE11-1	0.00
		ADJ MAR JE UNCLAIM REFUNDS	436.65
Acct 235400 Total			436.65

Acct	Sub	Description	Balance Sheet
236100	01	PROPERTY TAX PAYABLE	Balance Sheet
GJ	GL	001695	01-06
		02-06	0.00
		03-06	0.00
		04-06	0.00
		05-06	0.00
		06-06	0.00
		07-06	0.00
		08-06	0.00
		09-06	0.00
		10-06	0.00
		SE01-1	3,833.37
		SE02-1	3,833.37
		SE03-1	3,833.37
		SE04-1	3,833.37
		SE05-1	3,833.37
		SE06-1	3,833.37
		SE07-1	3,833.37
		SE08-1	3,833.37
		SE09-1	3,833.37
		SE10-1	3,833.37
Acct 236100 Total			34,800.00

Balance Sheet 436.65 2,124.98 1,688.33

Date: Tuesday, December 05, 2006
 Time: 01:55PM
 User: staylor

Frankfort Plant Board Detail General Ledger - Standard

Periods: 01-06 Through 12-06 As of: 12/31/2006 Ledger ID: 00001

Jrnl	Tran	Bat	Per	Reference	Tran	Tran	Beginning	Debit	Credit	Ending
Type	Type	Nbr	Ent	Nbr	Date	Description	Balance	Amount	Amount	Balance
GJ	GL	001998	11-06	SE11-1	6/1/2006	ACCD PROP TAX		0.00	3,833.37	
GJ	GL	002037	12-06	SE12-1	7/6/2006	ACCD PROPERTY TAX		0.00	3,833.37	
Acct 236100 Total							23,000.66	46,000.00	46,000.44	23,001.10

Acct: 236200 SOCIAL SECURITY TAX PAYABLE										
Sub: 01										
Balance Sheet										
GJ	GL	001694	01-06	TOD01	8/1/2005	TRANSFERS&OTHER DISBURSEMENTS		52,913.11	52,913.11	
GJ	GL	001726	02-06	TOD02	9/2/2005	TRANSFERS&OTHER DISBURSE		54,701.59	54,701.59	
GJ	GL	001758	03-06	TOD03	10/3/2005	TRANSFERS&OTHER DISBURSE		102,709.86	102,709.86	
GJ	GL	001790	04-06	TOD04	11/3/2005	TRANSFERS&OTHER DISBURSE		50,842.42	50,842.42	
GJ	GL	001829	05-06	TOD05	12/7/2005	TRANSFERS&OTHER DISBURSE		50,858.22	50,858.22	
GJ	GL	001856	06-06	TOD06	1/5/2006	TRANSFERS&OTHER DISBURSEMENTS		50,840.47	50,840.47	
GJ	GL	001874	07-06	TOD07	1/31/2006	TRANSFERS&OTHER DISBURSE		52,309.83	52,309.83	
GJ	GL	001908	08-06	TOD08	3/2/2006	TRANSFERS&OTHER DIBURSE		51,101.99	51,101.99	
GJ	GL	001944	09-06	TOD09	3/31/2006	TRANSFERS&OTHER DISBURSEMENTS		76,205.56	76,205.56	
GJ	GL	001970	10-06	TOD10	5/1/2006	TRANSFERS&OTHER DISBURSE		50,884.29	50,884.29	
GJ	GL	002001	11-06	TOD11	6/1/2006	TRANSFERS&OTHER DISBURSE		50,859.80	50,859.80	
GJ	GL	002038	12-06	TOD12	7/6/2006	TRANSFERS&OTHER DISBURSE		52,461.81	52,461.81	
Acct 236200 Total							0.00	696,688.95	696,688.95	0.00

Acct: 237100 INTEREST ON CUSTOMER DEPOSITS										
Sub: 01										
Balance Sheet										
GJ	GL	001695	01-06	SE01-1	8/1/2005	ACCD INT CUST DEPOSITS		2,692.77	6,046.13	
GJ	GL	001722	02-06	SE02-1	9/1/2005	ACCD INT CUST DEPOSITS		1,993.72	6,215.80	
GJ	GL	001748	03-06	SE03-1	9/28/2005	ACCD INT CUST DEPOSITS		2,737.11	6,256.64	
GJ	GL	001787	04-06	SE04-1	11/3/2005	ACCD INT CUST DEPOSITS		1,567.26	6,033.65	
GJ	GL	001824	05-06	SE05-1	12/5/2005	ACCD INT CUST DEPOSITS		5,506.00	6,078.60	
GJ	GL	001848	06-06	SE06-1	1/4/2006	ACCD INT CUST DEPOSITS		1,233.70	6,088.26	
GJ	GL	001886	07-06	SE07-1	2/3/2006	ACCD INT CUST DEP		2,462.95	6,114.14	
GJ	GL	001916	08-06	SE08-1	3/6/2006	ACCD INT CUSTOMER DEPOSITS		2,523.06	6,098.94	
GJ	GL	001939	09-06	SE09-1	3/30/2006	ACCD INT CUST DEPOSITS		1,855.65	6,303.42	
GJ	GL	001967	10-06	SE10-1	4/27/2006	ACCD INT CUST DEPOSITS		3,809.29	6,473.82	
GJ	GL	001998	11-06	SE11-1	6/1/2006	ACCD INT CUSTOMER DEPOSITS		3,789.14	6,445.92	
GJ	GL	002037	12-06	SE12-1	7/6/2006	ACCD INT CUST DEPOSITS		3,566.21	6,432.42	
Acct 237100 Total							495,591.74	33,736.86	74,587.74	536,442.62

Acct: 237200 INTEREST ON BONDS										
Sub: 01										
Balance Sheet										
GJ	GL	001695	01-06	SE01-1	8/1/2005	ACCD INT FSN NOTES		0.00	141,466.51	
GJ	GL	001722	02-06	SE02-1	9/1/2005	ACCD INT FSN NOTES		0.00	143,017.19	
AP	VO	042245	02-06	048777	8/10/2005	Summary Release		8,090.31	0.00	
GJ	GL	001746	03-06	SE03-1	9/28/2005	ACCD INT FSN NOTES		0.00	140,114.12	

Date: Tuesday, December 05, 2006
 Time: 01:55PM
 User: staylor

Jrnl	Tran	Bat	Per	Ent	Reference	Tran	Tran	Description	Beginning Balance	Debit Amount	Credit Amount	Ending Balance
Type	Type	Nbr			Nbr	Date						
AP	VO	043091	03-06		049776	9/26/2005		Summary Release		269,172.16	0.00	0.00
GJ	GL	001787	04-06		SE04-1	11/3/2005		ACCD INT FSN NOTES		0.00	145,960.98	145,960.98
GJ	GL	001829	05-06		TOD05	12/7/2005		TRANSFERS&OTHER DISBURSE		296,895.63	146,272.51	146,272.51
GJ	GL	001848	06-06		SE06-1	1/4/2006		ACCD INT FSN NOTES		0.00	162,240.75	162,240.75
GJ	GL	001886	07-06		SE07-1	2/3/2006		ACCD INT FSN NOTES		0.00	157,610.24	157,610.24
AP	VO	044866	07-06		051865	1/5/2006		Summary Release		297,279.19	0.00	0.00
GJ	GL	001916	08-06		SE08-1	3/6/2006		ACCD INT FSN NOTES		0.00	147,008.47	147,008.47
AP	VO	045498	08-06		052532	2/3/2006		Summary Release		19,427.58	0.00	0.00
GJ	GL	001939	09-06		SE09-1	3/30/2006		ACCD INT FSN NOTES		0.00	161,608.49	161,608.49
AP	VO	046314	09-06		053452	3/24/2006		Summary Release		312,458.16	0.00	0.00
GJ	GL	001967	10-06		SE10-1	4/27/2006		ACCD INT FSN NOTES		0.00	157,492.12	157,492.12
GJ	GL	001998	11-06		SE11-1	6/1/2006		ACCD INT FSN NOTES		0.00	173,279.25	173,279.25
AP	VO	047310	11-06		054607	5/17/2006		Summary Release		284,211.25	0.00	0.00
GJ	GL	002037	12-06		SE12-1	7/6/2006		ACCD INT FSN NOTES		0.00	177,603.74	177,603.74
AP	VO	048158	12-06		055534	6/26/2006		Summary Release		350,418.69	0.00	0.00
Acct: 237200 Total									53,701.93	1,837,952.97	1,853,674.37	69,423.33

Acct:	Sub:	Balance Sheet										
241100	01	Balance Sheet										
GJ	GL	001707	8/16/2005	JULY UTILITY BILLING TAXES	115,706.38	113,993.76						
GJ	GL	001729	9/2/2005	AUGUST UTILITY BILLING TAXES	117,700.25	123,935.97						
GJ	GL	001772	10/18/2005	SEPTEMBER UTILITY TAXES	129,621.44	134,702.20						
GJ	GL	001797	11/7/2005	OCTOBER UTILITY TAXES	138,074.82	143,480.13						
GJ	GL	001827	12/6/2005	NOVEMBER UTILITY TAXES	138,494.80	127,443.68						
GJ	GL	001853	1/5/2006	DECEMBER UTILITY TAXES	141,466.36	106,172.78						
GJ	GL	001884	2/2/2006	JANUARY UTILITY TAXES	77,439.53	107,413.64						
GJ	GL	001922	3/2/2006	FEBRUARY UTILITY TAXES	116,944.11	112,645.44						
AP	VO	001953	4/9/2006	MARCH UTILITY TAXES	117,778.45	111,936.63						
AP	VO	046293	3/23/2006	Summary Release	9.00	0.00						
GJ	GL	001984	4/27/2006	APRIL UTILITY TAX	108,679.48	116,645.42						
GJ	GL	002005	5/12/2006	MAY UTILITY TAXES	117,331.49	121,082.22						
GJ	GL	002033	7/5/2006	JUNE UTILITY TAX	123,108.96	123,564.99						
Acct: 241100 Total									62,340.06	1,442,355.07	1,443,016.86	63,001.85

Acct:	Sub:	Balance Sheet				
241150	01	Balance Sheet				
GJ	GL	001694	8/1/2005	TRANSFERS&OTHER DISBURSEMENTS	135,091.86	325,536.76
AP	VO	041979	7/26/2005	Summary Release	213,581.59	0.00
GJ	GL	001726	9/2/2005	TRANSFERS&OTHER DISBURSE	142,081.16	333,548.63
AP	VO	042485	8/25/2005	Summary Release	178,562.27	0.00
GJ	GL	001758	10/3/2005	TRANSFERS&OTHER DISBURSE	356,057.96	635,540.62

Jrnl	Tran	Bat	Per	Reference	Tran	Description	Beginning Balance	Debit Amount	Credit Amount	Ending Balance
Type	Type	Nbr	Ent	Nbr	Date					
AP	VO	043180	03-06	049879	9/30/2005	Summary Release		261,264.04	0.00	
GJ	GL	001790	04-06	TOD04	11/3/2005	TRANSFERS&OTHER DISBURSE	132,980.44		317,307.06	
AP	VO	043741	04-06	050557	10/28/2005	Summary Release	215,919.44		0.00	
GJ	GL	001829	05-06	TOD05	12/7/2005	TRANSFERS&OTHER DISBURSE	133,623.15		319,529.13	
AP	VO	044250	05-06	051141	11/29/2005	Summary Release	173,815.52		0.00	
GJ	GL	001856	06-06	TOD06	1/5/2006	TRANSFERS&OTHER DISBURSEMENTS	133,728.88		320,651.90	
AP	VO	044774	06-06	051748	12/29/2005	Summary Release	174,824.05		0.00	
GJ	GL	001874	07-06	TOD07	1/31/2006	TRANSFERS&OTHER DISBURSE	134,163.90		321,600.34	
AP	VO	045265	07-06	052280	1/25/2006	Summary Release	211,497.77		0.00	
GJ	GL	001908	08-06	TOD08	3/2/2006	TRANSFERS&OTHER DIBURSE	129,674.55		317,003.92	
AP	VO	045792	08-06	052849	2/23/2006	Summary Release	175,406.66		0.00	
GJ	GL	001944	09-06	TOD09	3/31/2006	TRANSFERS&OTHER DISBURSEMENTS	193,229.93		472,040.05	
AP	VO	046395	09-06	053593	3/30/2006	Summary Release	261,042.83		0.00	
GJ	GL	001970	10-06	TOD10	5/1/2006	TRANSFERS&OTHER DISBURSE	128,718.89		316,163.67	
AP	VO	046887	10-06	054143	4/27/2006	Summary Release	217,439.96		0.00	
GJ	GL	002001	11-06	TOD11	6/1/2006	TRANSFERS&OTHER DISBURSE	128,786.27		315,614.77	
AP	VO	047520	11-06	054830	5/26/2006	Summary Release	174,967.17		0.00	
GJ	GL	002038	12-06	TOD12	7/6/2006	TRANSFERS&OTHER DISBURSE	134,080.88		321,735.29	
AP	VO	048184	12-06	055559	6/28/2006	Summary Release	175,441.53		0.00	
Acct: 241150 Total							35,648.94	4,315,980.70	4,316,272.14	35,940.38

Jrnl	Tran	Bat	Per	Reference	Tran	Description	Beginning Balance	Debit Amount	Credit Amount	Ending Balance
Type	Type	Nbr	Ent	Nbr	Date					
AP	VO	042004	01-06	048483	7/28/2005	Summary Release		2,603.96	0.00	
Acct: 241200 Total							2,603.96	2,603.96	0.00	0.00

Acct:	241210	WOODFORD COUNTY FRANCHISE FEE Sub: 01	SET UP WOOD CNTY FRANCH FEE	Balance Sheet
GJ	GL	001693	8/1/2005	0.00
AP	VO	041983	7/27/2005	2,935.78
Acct: 241200 Total				2,603.96
Acct: 241210 Total				242.37

Date: Tuesday, December 05, 2006
 Time: 01:55PM
 User: staylor

Frankfort Plant Board
 Detail General Ledger - Standard
 Periods: 01-06 Through 12-06 As of: 12/3/2006 Ledger ID: 00001

Page: 114 of 318
 Report: 01620.rpt
 Company: 00001

Jrnl	Tran	Bat	Per	Reference	Tran	Description	Beginning Balance	Debit Amount	Credit Amount	Ending Balance
Type	Type	Nbr	Ent	Nbr	Date					
GJ	GL	001736	02-06	JE02-2	9/8/2005	SET UP WOOD CNTY FRANCH FEE	0.00	0.00	241.25	241.25
GJ	GL	001763	03-06	JE03-3	10/10/2005	SET UP WOOD CNTY FRANCH FEE	0.00	0.00	238.50	238.50
GJ	GL	001791	04-06	JE04-2	11/3/2005	SET UP WOOD CNTY FRANCH FEE	0.00	0.00	247.73	247.73
GJ	GL	001817	05-06	JE05-2	12/2/2005	SET UP WOOD CNTY FRANCH FEE	0.00	0.00	241.68	241.68
AP	VO	044535	06-06	051452	12/15/2005	Summary Release	1,211.53	0.00	0.00	1,211.53
			07-06				0.00	0.00	0.00	0.00
			08-06				0.00	0.00	0.00	0.00
			09-06				0.00	0.00	0.00	0.00
			10-06				0.00	0.00	0.00	0.00
			11-06				0.00	0.00	0.00	0.00
			12-06				0.00	0.00	0.00	0.00
Acct: 241210 Total							2,935.78	4,147.31	1,211.53	0.00

Acct:	241250	CITY SCHOOL TAX PAYABLE	Sub: 01	Summary Release	Balance Sheet
AP	VO	042001	01-06	048480	39,548.49
			02-06		0.00
			03-06		0.00
			04-06		0.00
			05-06		0.00
			06-06		0.00
			07-06		0.00
			08-06		0.00
			09-06		0.00
			10-06		0.00
			11-06		0.00
			12-06		0.00
Acct: 241250 Total					39,548.49

Acct:	241259	SCHOOL TAXES PAYABLE	Sub: 01	Balance Sheet
GJ	GL	001707	8/16/2005	3,498.32
GJ	GL	001729	9/2/2005	146,106.67
GJ	GL	001772	10/18/2005	151,952.53
GJ	GL	001797	11/7/2005	158,627.80
GJ	GL	001827	12/6/2005	152,460.31
GJ	GL	001853	1/5/2006	147,320.22
GJ	GL	001884	2/2/2006	122,866.66
GJ	GL	001922	3/2/2006	137,684.56
GJ	GL	001953	4/9/2006	124,240.58
GJ	GL	001984	4/27/2006	140,354.48
Acct: 241259 Total				1,477,022.86

Date: Tuesday, December 05, 2006
 Time: 01:55PM
 User: staylor

Frankfort Plant Board
Detail General Ledger - Standard
 Periods: 01-06 Through 12-06 As of: 12/31/2006 Ledger ID: 00001

Page: 116 of 318
 Report: 01620.rpt
 Company: 00001

Jrnl	Tran	Bat	Per	Reference	Tran	Description	Beginning Balance	Debit Amount	Credit Amount	Ending Balance
Type	Type	Nbr	Ent	Nbr	Date					
			07-06					0.00	0.00	*
			08-06					0.00	0.00	*
			09-06					0.00	0.00	*
			10-06					0.00	0.00	*
			11-06					0.00	0.00	*
			12-06					0.00	0.00	*
Acct: 241300 Total							187,559.92	187,580.65	20.73	0.00

Acct:	241350	SHELBY COUNTY SCHOOL TAX PAYAB	Sub: 01	Summary Release	Balance Sheet
AP	VO	042003	01-06	048482	7/28/2005
			02-06		
			03-06		
			04-06		
			05-06		
			06-06		
			07-06		
			08-06		
			09-06		
			10-06		
			11-06		
			12-06		
Acct: 241350 Total					823.02

Acct:	241400	KY RIVER AUTHORITY FEE	Sub: 01	Summary Release	Balance Sheet
GJ	GL	001707	01-06	UT01	8/16/2005
GJ	GL	001729	02-06	UT02	9/2/2005
AP	VO	042140	02-06	048641	6/29/2005
GJ	GL	001772	03-06	UT03	10/18/2005
GJ	GL	001797	04-06	UT04	11/7/2005
GJ	GL	001827	05-06	UT05	12/6/2005
AP	VO	043863	05-06	050666	11/3/2005
GJ	GL	001853	06-06	UT06	1/5/2006
GJ	GL	001884	07-06	UT07	2/2/2006
GJ	GL	001922	08-06	UT08	3/2/2006
AP	VO	045497	08-06	052531	2/3/2006
GJ	GL	001953	09-06	UT09	4/9/2006
GJ	GL	001984	10-06	UT10	4/27/2006
GJ	GL	002005	11-06	UT11	5/12/2006
AP	VO	047108	11-06	054359	5/5/2006
Acct: 241350 Total					823.02

Date: Tuesday, December 05, 2006
 Time: 01:55PM
 User: staylor

Frankfort Plant Board
Detail General Ledger - Standard
 Periods: 01-06 Through 12-06 As of: 12/3/2006 Ledger ID: 00001

Acct:	Jrnl	Tran	Bat	Per	Ent	Reference	Tran	Tran	Description	Beginning Balance	Debit Amount	Credit Amount	Ending Balance
	Type	Type	Nbr	Nbr	Nbr		Date	Date					
GJ	GL		002033	12-06	UT12		7/5/2006	7/5/2006	JUNE UTILITY TAX	91,449.10	674.19	11,480.73	
							Acct	Total		91,449.10	136,339.30	143,366.31	98,476.11
Acct: 252100									ELECTRIC ADVANCE FOR CONSTRUCT			Balance Sheet	
GJ	GL		001684	01-06	CR01		7/28/2005		JULY REVENUE SUMMARY		0.00	783.03	
GJ	LS		001717	01-06	2521		8/17/2005		S.ALLOCATION FACTOR		0.00	6,250.48	
AP	VO		041729	01-06	048124		7/13/2005		Summary Release		7,033.51	0.00	
GJ	GL		001723	02-06	CR02		9/1/2005		AUGUST CASH RECEIPTS		0.00	5,134.00	
AP	LS		001740	02-06	2521		9/12/2005		S.ALLOCATION FACTOR		3,846.91	0.00	
AP	VO		042515	02-06	049111		8/25/2005		Summary Release		1,287.09	0.00	
GJ	GL		001755	03-06	CR03		9/30/2005		SEPTEMBER CASH RECEIPTS		0.00	11,624.14	
GJ	LS		001775	03-06	2521		10/19/2005		S.ALLOCATION FACTOR		10,829.91	0.00	
AP	VO		042766	03-06	049401		9/12/2005		Summary Release		794.23	0.00	
GJ	GL		001781	04-06	CR04		10/30/2005		OCTOBER CASH RECEIPTS		0.00	2,720.60	
GJ	LS		001805	04-06	2521		11/10/2005		S.ALLOCATION FACTOR		2,592.80	0.00	
AP	VO		043681	04-06	050481		10/26/2005		Summary Release		127.80	0.00	
GJ	GL		001813	05-06	CR05		12/1/2005		NOVEMBER REVENUE SUMMARY		0.00	45,415.58	
AP	VO		043871	05-06	050703		11/4/2005		S.ALLOCATION FACTOR		43,847.29	0.00	
GJ	GL		001847	06-06	CR06		1/3/2006		Summary Release		1,568.29	0.00	
GJ	LS		001865	06-06	2521		1/10/2006		DECEMBER CASH RECEIPTS		93,727.96	94,018.00	
AP	VO		044592	06-06	051552		12/16/2005		S.ALLOCATION FACTOR		290.04	0.00	
GJ	GL		001875	07-06	CR07		1/31/2006		Summary Release		0.00	17,287.50	
GJ	LS		001894	07-06	2521		2/6/2006		JANUARY CASH RECEIPTS		9,810.85	0.00	
AP	VO		045298	07-06	052317		1/26/2006		S.ALLOCATION FACTOR		7,476.65	0.00	
AP	AD		045572	08-06	052605		2/9/2006		Summary Release		0.00	7,156.71	
GJ	GL		001905	08-06	RS08		3/1/2006		FEBRUARY CASH RECEIPTS		0.00	10,094.50	
GJ	LS		001927	08-06	2521		3/7/2006		S.ALLOCATION FACTOR		9,348.82	0.00	
AP	VO		045806	08-06	052855		2/24/2006		Summary Release		7,902.39	0.00	
GJ	GL		001941	09-06	CR09		3/24/2006		MARCH CASH RECEIPTS		0.00	12,686.79	
GJ	LS		001960	09-06	2521		4/1/2006		S.ALLOCATION FACTOR		9,009.45	0.00	
AP	VO		046316	09-06	053454		3/24/2006		Summary Release		3,677.34	0.00	
GJ	GL		001977	10-06	RS10		4/27/2006		APRIL REVENUE SUMMARY		13,678.67	15,597.73	
AP	LS		001989	10-06	2521		5/10/2006		S.ALLOCATION FACTOR		1,919.06	0.00	
AP	VO		046779	10-06	053991		4/19/2006		Summary Release		0.00	0.00	
GJ	GL		001995	11-06	RS11		5/12/2006		MAY REVENUE SUMMARY		0.00	12,020.00	
GJ	LS		002013	11-06	2521		6/5/2006		S.ALLOCATION FACTOR		8,654.46	0.00	
AP	VO		046956	11-06	054211		5/2/2006		Summary Release		3,365.54	0.00	

Date: Tuesday, December 05, 2006
 Time: 01:55PM
 User: staylor

Frankfort Plant Board
Detail General Ledger - Standard
 Periods: 01-06 Through 12-06 As of: 12/31/2006 Ledger ID: 00001

Jrnl	Tran	Bat	Per	Ent	Reference	Tran	Date	Description	Beginning Balance	Debit Amount	Credit Amount	Ending Balance
<p>Acct: 252200 WATER ADVANCE FOR CONSTRUCTIONSub: 01</p>												
GJ	GL	001684	01-06		CR01	7/28/2005		JULY REVENUE SUMMARY		0.00	48,154.17	48,154.17
GJ	LS	001717	01-06		2522	8/17/2005		S.ALLOCATION FACTOR		48,154.17	0.00	0.00
GJ	GL	001723	02-06		CR02	9/1/2005		AUGUST CASH RECEIPTS		0.00	22,675.44	22,675.44
GJ	LS	001740	02-06		2522	9/12/2005		S.ALLOCATION FACTOR		22,675.44	0.00	0.00
GJ	GL	001755	03-06		CR03	9/30/2005		SEPTEMBER CASH RECEIPTS		0.00	3,859.20	3,859.20
GJ	LS	001775	03-06		2522	10/19/2005		S.ALLOCATION FACTOR		3,859.20	0.00	0.00
GJ	GL	001781	04-06		CR04	10/30/2005		OCTOBER CASH RECEIPTS		0.00	38,452.06	38,452.06
GJ	LS	001805	04-06		2522	11/10/2005		S.ALLOCATION FACTOR		38,452.06	0.00	0.00
AP	VO	043683	04-06		050483	10/26/2005		Summary Release		1,730.24	0.00	0.00
GJ	GL	001813	05-06		CR05	12/1/2005		NOVEMBER REVENUE SUMMARY		0.00	21,686.58	21,686.58
GJ	LS	001837	05-06		2522	12/13/2005		S.ALLOCATION FACTOR		0.00	3,952.83	3,952.83
AP	VO	044240	05-06		051131	11/29/2005		Summary Release		25,639.41	0.00	0.00
GJ	GL	001847	06-06		CR06	1/3/2006		DECEMBER CASH RECEIPTS		0.00	37,303.50	37,303.50
GJ	LS	001855	06-06		2522	1/10/2006		S.ALLOCATION FACTOR		37,303.50	0.00	0.00
AP	VO	044517	06-06		051433	12/14/2005		Summary Release		1,766.50	0.00	0.00
GJ	GL	001875	07-06		CR07	1/31/2006		JANUARY CASH RECEIPTS		0.00	20,324.18	20,324.18
GJ	LS	001894	07-06		2522	2/6/2006		S.ALLOCATION FACTOR		20,324.18	0.00	0.00
GJ	GL	001905	08-06		RS08	3/1/2006		FEBRUARY CASH RECEIPTS		0.00	12,333.54	12,333.54
GJ	LS	001927	08-06		2522	3/7/2006		S.ALLOCATION FACTOR		10,743.46	0.00	0.00
AP	VO	045535	08-06		052570	2/7/2006		Summary Release		1,590.08	0.00	0.00
GJ	GL	001941	09-06		CR09	3/24/2006		MARCH CASH RECEIPTS		0.00	5,684.00	5,684.00
GJ	LS	001960	09-06		2522	4/11/2006		S.ALLOCATION FACTOR		0.00	4,262.97	4,262.97
AP	VO	046194	09-06		053333	3/20/2006		Summary Release		9,946.97	0.00	0.00
GJ	GL	001977	10-06		RS10	4/27/2006		APRIL REVENUE SUMMARY		0.00	31,438.25	31,438.25
GJ	LS	001989	10-06		2522	5/10/2006		S.ALLOCATION FACTOR		12,767.33	0.00	0.00
AP	VO	046777	10-06		053989	4/19/2006		Summary Release		18,670.92	0.00	0.00
GJ	GL	001995	11-06		RS11	5/12/2006		MAY REVENUE SUMMARY		0.00	28,150.35	28,150.35
GJ	LS	002013	11-06		2522	6/5/2006		S.ALLOCATION FACTOR		28,150.35	0.00	0.00
GJ	GL	002025	12-06		RS12	7/2/2006		JUNE REVENUE SUMMARY		0.00	169,826.04	169,826.04
GJ	LS	002054	12-06		2522	7/14/2006		S.ALLOCATION FACTOR		169,826.04	0.00	0.00
<p>Acct 252100 Total</p>									0.00	251,617.65	251,617.65	0.00
<p>Acct 252200 Total</p>									0.00	449,869.61	449,869.61	0.00

Date: Tuesday, December 05, 2006
 Time: 01:55PM
 User: staylor

Frankfort Plant Board
Detail General Ledger - Standard
 Periods: 01-06 Through 12-06 As of: 12/31/2006 Ledger ID: 00001

Page: 119 of 318
 Report: 01620.rpt
 Company: 00001

Jrnl	Tran	Bat	Per	Reference	Tran	Description	Beginning Balance	Debit Amount	Credit Amount	Ending Balance
Type	Type	Nbr	Ent	Nbr	Date					
GJ	GL	001684	01-06	CR01	7/28/2005	JULY REVENUE SUMMARY		0.00	1,109.00	
GJ	LS	001717	01-06	252300	8/17/2005	S:ALLOCATION FACTOR		0.00	940.66	
AP	VO	041727	01-06	048122	7/13/2005	Summary Release		2,049.66	0.00	
GJ	GL	001723	02-06	CR02	9/1/2005	AUGUST CASH RECEIPTS		0.00	1,038.00	
GJ	LS	001740	02-06	252300	9/12/2005	S:ALLOCATION FACTOR		183.34	0.00	
AP	VO	042126	02-06	048627	8/3/2005	Summary Release		854.66	0.00	
GJ	GL	001755	03-06	CR03	9/30/2005	SEPTEMBER CASH RECEIPTS		0.00	6,155.15	
GJ	LS	001775	03-06	252300	10/19/2005	S:ALLOCATION FACTOR		6,155.15	0.00	
GJ	GL	001781	04-06	CR04	10/30/2005	OCTOBER CASH RECEIPTS		0.00	2,522.64	
GJ	LS	001805	04-06	252300	11/10/2005	S:ALLOCATION FACTOR		1,354.60	0.00	
AP	VO	043476	04-06	050252	10/17/2005	Summary Release		1,168.04	0.00	
GJ	GL	001813	05-06	CR05	12/1/2005	NOVEMBER REVENUE SUMMARY		0.00	989.33	
GJ	LS	001837	05-06	252300	12/13/2005	S:ALLOCATION FACTOR		956.51	0.00	
AP	VO	044092	05-06	050956	11/17/2005	Summary Release		32.82	0.00	
GJ	LS	001894	07-06	252300	2/6/2006	S:ALLOCATION FACTOR		0.00	57.20	
AP	VO	045079	07-06	052091	1/18/2006	Summary Release		57.20	0.00	
GJ	LS	001927	08-06	252300	3/7/2006	S:ALLOCATION FACTOR		0.00	2,643.13	
AP	VO	045539	08-06	052574	2/8/2006	Summary Release		2,643.13	0.00	
GJ	GL	001941	09-06	CR09	3/24/2006	MARCH CASH RECEIPTS		0.00	6,881.00	
GJ	LS	001960	09-06	252300	4/11/2006	S:ALLOCATION FACTOR		6,881.00	0.00	
			10-06					0.00	0.00	
			11-06					0.00	0.00	
GJ	LS	002054	12-06	252300	7/14/2006	S:ALLOCATION FACTOR		0.00	1,208.48	
AP	VO	047897	12-06	055228	6/14/2006	Summary Release		1,208.48	0.00	
Acct 252300 Total							0.00	23,544.59	23,544.59	0.00
Acct: 253100 UNEARNED REVENUE							Balance Sheet			
GJ	GL	001696	01-06	CB01	8/2/2005	JULY CABLE BILLING		570,369.50	570,705.33	
GJ	GL	001731	02-06	CB02	9/7/2005	AUGUST CABLE BILLING		570,705.33	571,480.65	
GJ	GL	001767	03-06	CB03	10/15/2005	SEPTEMBER CABLE BILLING		571,480.65	567,429.45	
GJ	GL	001785	04-06	CB04	11/2/2005	OCTOBER CABLE BILLING		567,429.45	565,111.60	
GJ	GL	001819	05-06	CB05	12/3/2005	NOVEMBER CABLE BILLING		565,111.60	566,000.00	
GJ	GL	001858	06-06	CB06	1/6/2006	DECEMBER CABLE BILLING		566,000.00	562,235.53	
GJ	GL	001881	07-06	CB07	2/1/2006	JANUARY CABLE BILLING		562,235.53	561,205.15	
GJ	GL	001914	08-06	CB08	3/2/2006	FEBRUARY CABLE BILLING		561,205.15	560,139.70	
GJ	GL	001956	09-06	CB09	4/9/2006	MARCH CABLE BILLING		560,139.70	565,044.35	
GJ	GL	001981	10-06	CB10	4/27/2006	APRIL CABLE BILLING		565,044.35	566,102.95	

Date: Tuesday, December 05, 2006
 Time: 01:55PM
 User: staylor

Frankfort Plant Board
Detail General Ledger - Standard
 Periods: 01-06 Through 12-06 As of: 12/31/2006 Ledger ID: 00001

Page: 121 of 318
 Report: 01620.rpt
 Company: 00001

Jrnl	Tran	Bat	Per	Reference	Tran	Tran	Beginning	Debit	Credit	Ending
Type	Type	Nbr	Ent	Nbr	Date	Description	Balance	Amount	Amount	Balance
Acct: 415100 SALES OF MATERIAL										
GJ	LD	001927	08-06	4151	3/7/2006	D:ALLOCATION FACTOR		0.00	1,255.92	
GJ	LD	001960	09-06	4151	4/11/2006	D:ALLOCATION FACTOR		0.00	462.38	
GJ	LD	001989	10-06	4151	5/10/2006	D:ALLOCATION FACTOR		0.00	194.55	
GJ	LD	002013	11-06	4151	6/5/2006	D:ALLOCATION FACTOR		0.00	492.46	
GJ	LD	002054	12-06	4151	7/14/2006	D:ALLOCATION FACTOR		0.00	274.89	
Sub: 40										
GJ	GL	001686	01-06	OCS01	7/28/2005	JULY CHARGE SALES		0.00	922.28	
GJ	LS	001717	01-06	4151	8/17/2005	S:ALLOCATION FACTOR		922.28	0.00	
GJ	GL	001725	02-06	OCS02	9/1/2005	AUGUST CHARGE SALES		0.00	289.99	
GJ	LS	001740	02-06	4151	9/12/2005	S:ALLOCATION FACTOR		180.31	0.00	
AP	VO	042532	02-06	049136	8/26/2005	Summary Release		109.68	0.00	
GJ	GL	001756	03-06	OCS03	9/30/2005	SEPTEMBER CHARGE SALES		0.00	1,766.28	
GJ	LS	001775	03-06	4151	10/19/2005	S:ALLOCATION FACTOR		1,766.28	0.00	
GJ	GL	001783	04-06	OCS04	10/30/2005	OCTOBER OTHER CHARGE SALES		0.00	1,274.01	
GJ	LS	001805	04-06	4151	11/10/2005	S:ALLOCATION FACTOR		1,274.01	0.00	
GJ	GL	001821	05-06	JE05-1	12/5/2005	RELCASS MAPP INC CODEDINCOROCT		74.13	217.40	
GJ	LS	001837	05-06	4151	12/13/2005	S:ALLOCATION FACTOR		143.27	0.00	
GJ	GL	001843	06-06	JE06-1	12/30/2005	RECLASS SALE OF GLOVES SO40847		0.00	450.51	
GJ	LS	001865	06-06	4151	1/10/2006	S:ALLOCATION FACTOR		450.51	0.00	
GJ	GL	001875	07-06	CR07	1/31/2006	JANUARY CASH RECEIPTS		0.00	111.95	
GJ	LS	001894	07-06	4151	2/6/2006	S:ALLOCATION FACTOR		111.95	0.00	
GJ	GL	001905	08-06	RS08	3/1/2006	FEBRUARY CASH RECEIPTS		0.00	3,514.06	
GJ	LS	001927	08-06	4151	3/7/2006	S:ALLOCATION FACTOR		3,514.06	0.00	
GJ	GL	001942	09-06	CS09	3/24/2006	MARCH CHARGE SALES		0.00	1,443.73	
GJ	LS	001960	09-06	4151	4/11/2006	S:ALLOCATION FACTOR		1,293.73	0.00	
AP	VO	046293	09-06	053432	3/23/2006	Summary Release		150.00	0.00	
GJ	GL	001977	10-06	RS10	4/27/2006	APRIL REVENUE SUMMARY		0.00	544.35	
GJ	LS	001989	10-06	4151	5/10/2006	S:ALLOCATION FACTOR		544.35	0.00	
GJ	GL	001995	11-06	RS11	5/12/2006	MAY REVENUE SUMMARY		56.75	1,434.67	
GJ	LS	002013	11-06	4151	6/5/2006	S:ALLOCATION FACTOR		1,377.92	0.00	
GJ	GL	002025	12-06	RS12	7/2/2006	JUNE REVENUE SUMMARY		0.00	769.14	
GJ	LS	002054	12-06	4151	7/14/2006	S:ALLOCATION FACTOR		769.14	0.00	
Acct 415100 Total							0.00	12,738.37	25,086.18	12,347.81

Acct:	415400	MAPPING INCOME	Sub:	10	Electric
GJ	LD	001717	01-06	4154	29.62
GJ	LD	001740	02-06	4154	61.82
GJ	LD	001775	03-06	4154	421.20

Date: Tuesday, December 05, 2006
 Time: 01:55PM
 User: staylor

Frankfort Plant Board
Detail General Ledger - Standard
 Periods: 01-06 Through 12-06 As of: 12/31/2006 Ledger ID: 00001

Page: 123 of 318
 Report: 01620.rpt
 Company: 00001

Acct:	Jrnl	Tran	Bat	Per	Reference	Tran	Tran	Description	Beginning Balance	Debit Amount	Credit Amount	Ending Balance		
	Type	Type	Nbr	Ent	Nbr	Date								
Acct: 418200	GJ	GL	001723	02-06	CR02	9/1/2005		AUGUST CASH RECEIPTS		0.00	167.00	167.00		
	GJ	LS	001740	02-06	4154	9/12/2005		S:ALLOCATION FACTOR		167.00	0.00	0.00		
	GJ	GL	001755	03-06	CR03	9/30/2005		SEPTEMBER CASH RECEIPTS		0.00	1,137.75	1,137.75		
	GJ	LS	001775	03-06	4154	10/19/2005		S:ALLOCATION FACTOR		1,137.75	0.00	0.00		
	GJ	GL	001781	04-06	CR04	10/30/2005		OCTOBER CASH RECEIPTS		0.00	66.62	66.62		
	GJ	LS	001805	04-06	4154	11/10/2005		S:ALLOCATION FACTOR		66.62	0.00	0.00		
	GJ	GL	001821	05-06	JE05-1	12/5/2005		REL CASS MAP INC CODED INCORROCT		0.00	245.38	245.38		
	GJ	LS	001837	05-06	4154	12/13/2005		S:ALLOCATION FACTOR		245.38	0.00	0.00		
	GJ	GL	001875	07-06	CR07	1/31/2006		JANUARY CASH RECEIPTS		0.00	0.00	0.00		
	GJ	LS	001894	07-06	4154	2/6/2006		S:ALLOCATION FACTOR		0.00	111.92	111.92		
Acct: 418200	GJ	GL	001905	08-06	RS08	3/1/2006		FEBRUARY CASH RECEIPTS		1.92	432.75	432.75		
	GJ	LS	001927	08-06	4154	3/7/2006		S:ALLOCATION FACTOR		430.83	0.00	0.00		
	GJ	GL	001999	10-06	JE11-1	6/1/2006		CORR MAP INCOME IN APRIL		0.00	0.00	0.00		
	GJ	LS	002013	11-06	4154	6/5/2006		S:ALLOCATION FACTOR		0.00	56.75	56.75		
	GJ	GL	002025	12-06	RS12	7/2/2006		JUNE REVENUE SUMMARY		0.00	0.00	46.75		
	GJ	LS	002054	12-06	4154	7/14/2006		S:ALLOCATION FACTOR		46.75	0.00	0.00		
	Acct Total									415400	0.00	2,344.92	4,687.92	2,343.00
	Acct: 418200	GJ	LD	001717	01-06	4182	8/17/2005	Sub: 10	D:ALLOCATION FACTOR		0.00	257.29	257.29	
		GJ	LD	001740	02-06	4182	9/12/2005		D:ALLOCATION FACTOR		0.00	418.33	418.33	
		GJ	LD	001775	03-06	4182	10/19/2005		D:ALLOCATION FACTOR		0.00	409.07	409.07	
GJ		LD	001805	04-06	4182	11/10/2005		D:ALLOCATION FACTOR		0.00	214.72	214.72		
GJ		LD	001865	05-06	4182	1/10/2006		D:ALLOCATION FACTOR		0.00	0.00	0.00		
GJ		LD	001894	06-06	4182	2/6/2006		D:ALLOCATION FACTOR		0.00	742.25	742.25		
GJ		LD	001927	07-06	4182	3/7/2006		D:ALLOCATION FACTOR		0.00	222.12	222.12		
GJ		LD	001960	08-06	4182	4/11/2006		D:ALLOCATION FACTOR		0.00	327.63	327.63		
GJ		LD	001989	09-06	4182	5/10/2006		D:ALLOCATION FACTOR		0.00	260.99	260.99		
GJ		LD	002013	10-06	4182	6/5/2006		D:ALLOCATION FACTOR		0.00	273.95	273.95		
Acct: 418200	GJ	LD	002054	11-06	4182	7/14/2006		D:ALLOCATION FACTOR		0.00	33.32	33.32		
	GJ	LD	001717	01-06	4182	8/17/2005	Sub: 20	D:ALLOCATION FACTOR		0.00	189.32	189.32		
	GJ	LD	001740	02-06	4182	9/12/2005		D:ALLOCATION FACTOR		0.00	307.81	307.81		
	GJ	LD	001775	03-06	4182	10/19/2005		D:ALLOCATION FACTOR		0.00	301.00	301.00		
	Acct Total									418200	0.00	2,344.92	4,687.92	2,343.00
	Sub: 10													
	Sub: 20													
	Water													
	Electric													

Date: Tuesday, December 05, 2006
 Time: 01:55PM
 User: staylor

Frankfort Plant Board
Detail General Ledger - Standard
 Periods: 01-06 Through 12-06 As of: 12/31/2006 Ledger ID: 00001

Page: 124 of 318
 Report: 01620.rpt
 Company: 00001

Jrnl	Tran	Bat	Per	Reference	Tran	Tran	Description	Beginning	Debit	Credit	Ending	
Type	Type	Nbr	Ent	Nbr	Date			Balance	Amount	Amount	Balance	
GJ	LD	001805	04-06	4182	11/10/2005		D:ALLOCATION FACTOR		0.00	157.99		
			05-06						0.00	0.00	*	
GJ	LD	001865	06-06	4182	1/10/2006		D:ALLOCATION FACTOR		0.00	546.16		
GJ	LD	001894	07-06	4182	2/6/2006		D:ALLOCATION FACTOR		0.00	163.44		
GJ	LD	001927	08-06	4182	3/7/2006		D:ALLOCATION FACTOR		0.00	241.07		
GJ	LD	001960	09-06	4182	4/11/2006		D:ALLOCATION FACTOR		0.00	192.04		
GJ	LD	001989	10-06	4182	5/10/2006		D:ALLOCATION FACTOR		0.00	201.58		
GJ	LD	002013	11-06	4182	6/5/2006		D:ALLOCATION FACTOR		24.52	0.00		
GJ	LD	002054	12-06	4182	7/14/2006		D:ALLOCATION FACTOR		0.00	438.56		
Acct: 418200 RENT CLUBHOUSE												
					Sub: 30							Cable
GJ	LD	001717	01-06	4182	8/17/2005		D:ALLOCATION FACTOR		0.00	248.39		
GJ	LD	001740	02-06	4182	9/12/2005		D:ALLOCATION FACTOR		0.00	403.86		
GJ	LD	001775	03-06	4182	10/19/2005		D:ALLOCATION FACTOR		0.00	394.93		
GJ	LD	001805	04-06	4182	11/10/2005		D:ALLOCATION FACTOR		0.00	207.29		
			05-06						0.00	0.00	*	
GJ	LD	001865	06-06	4182	1/10/2006		D:ALLOCATION FACTOR		0.00	716.59		
GJ	LD	001894	07-06	4182	2/6/2006		D:ALLOCATION FACTOR		0.00	214.44		
GJ	LD	001927	08-06	4182	3/7/2006		D:ALLOCATION FACTOR		0.00	316.30		
GJ	LD	001960	09-06	4182	4/11/2006		D:ALLOCATION FACTOR		0.00	251.97		
GJ	LD	001989	10-06	4182	5/10/2006		D:ALLOCATION FACTOR		0.00	264.47		
GJ	LD	002013	11-06	4182	6/5/2006		D:ALLOCATION FACTOR		32.16	0.00		
GJ	LD	002054	12-06	4182	7/14/2006		D:ALLOCATION FACTOR		0.00	575.42		
Acct: 418200 RENT CLUBHOUSE												
					Sub: 40							General
GJ	GL	001684	01-06	CR01	7/28/2005		JULY REVENUE SUMMARY		0.00	710.00		
GJ	LS	001717	01-06	4182	8/17/2005		S:ALLOCATION FACTOR		695.00	0.00		
							Summary Release		15.00	0.00		
AP	VO	041978	01-06	048432	7/26/2005		AUGUST CASH RECEIPTS		0.00	1,130.00		
GJ	GL	001723	02-06	CR02	9/1/2005		S:ALLOCATION FACTOR		0.00	0.00		
GJ	LS	001740	02-06	4182	9/12/2005		S:ALLOCATION FACTOR		1,130.00	0.00		
GJ	GL	001755	03-06	CR03	9/30/2005		SEPTEMBER CASH RECEIPTS		0.00	1,180.00		
GJ	LS	001775	03-06	4182	10/19/2005		S:ALLOCATION FACTOR		1,105.00	0.00		
							Summary Release		75.00	0.00		
AP	VO	043040	03-06	049714	9/26/2005		REC RETURNED CK W&JCLUB		15.00	610.00		
GJ	GL	001788	04-06	JE04-1	11/3/2005		S:ALLOCATION FACTOR		580.00	0.00		
GJ	LS	001805	04-06	4182	11/10/2005		Summary Release		15.00	0.00		
AP	VO	043700	04-06	050501	10/26/2005		TRANSFERS&OTHER DISBURSE		15.00	15.00		
GJ	GL	001829	05-06	TODD5	12/7/2005		TRANSFERS&OTHER DISBURSEMENTS		25.00	2,030.00		
GJ	GL	001856	06-06	TODD6	1/5/2006		S:ALLOCATION FACTOR		2,005.00	0.00		
GJ	LS	001865	06-06	4182	1/10/2006		JANUARY CASH RECEIPTS		0.00	600.00		
GJ	GL	001875	07-06	CR07	1/31/2006							

Date: Tuesday, December 05, 2006
 Time: 01:55PM
 User: staylor

Frankfort Plant Board
Detail General Ledger - Standard
 Periods: 01-06 Through 12-06 As of: 12/3/2006 Ledger ID: 00001

Page: 125 of 318
 Report: 01620.rpt
 Company: 00001

Jrnl	Tran	Bat	Per	Reference	Tran	Tran	Beginning	Debit	Credit	Ending			
Type	Type	Nbr	Ent	Nbr	Date	Description	Balance	Amount	Amount	Balance			
GJ	LS	001894	07-06	4182	2/6/2006	S:ALLOCATION FACTOR		600.00	0.00				
GJ	GL	001905	08-06	RS08	3/1/2006	FEBRUARY CASH RECEIPTS		0.00	885.00				
GJ	LS	001927	08-06	4182	3/7/2006	S:ALLOCATION FACTOR		885.00	0.00				
GJ	GL	001941	09-06	CR09	3/24/2006	MARCH CASH RECEIPTS		0.00	705.00				
GJ	LS	001960	09-06	4182	4/1/2006	S:ALLOCATION FACTOR		705.00	0.00				
GJ	GL	001977	10-06	RS10	4/27/2006	APRIL REVENUE SUMMARY		0.00	740.00				
GJ	LS	001989	10-06	4182	5/10/2006	S:ALLOCATION FACTOR		740.00	0.00				
GJ	GL	002001	11-06	TOD11	6/1/2006	TRANSFERS&OTHER DISBURSE		90.00	0.00				
GJ	LS	002013	11-06	4182	6/5/2006	S:ALLOCATION FACTOR		0.00	90.00				
GJ	GL	002039	12-06	TOD12	7/6/2006	TRANSFERS&OTHER DISBURSE		225.00	0.00				
GJ	LS	002054	12-06	4182	7/14/2006	S:ALLOCATION FACTOR		1,610.00	1,835.00				
							Acct	418200	Total	0.00	10,620.00	20,585.00	9,965.00

Acct:	419050	INTEREST CASH WORKING FUND	Sub:	10	Electric
		01-06			0.00
		02-06			0.00
		03-06			0.00
		04-06			0.00
		05-06			0.00
		06-06			0.00
GJ	LD	001894	07-06	4190	0.00
GJ	LD	001927	08-06	4190	0.00
GJ	LD	001960	09-06	4190	0.00
GJ	LD	001989	10-06	4190	0.00
GJ	LD	002013	11-06	4190	0.00
GJ	LD	002054	12-06	4190	0.00
Acct: 419050 INTEREST CASH WORKING FUND Sub: 20					Water
		01-06			0.00
		02-06			0.00
		03-06			0.00
		04-06			0.00
		05-06			0.00
		06-06			0.00
GJ	LD	001894	07-06	4190	0.00
GJ	LD	001927	08-06	4190	0.00
GJ	LD	001960	09-06	4190	0.00
GJ	LD	001989	10-06	4190	0.00
GJ	LD	002013	11-06	4190	0.00
GJ	LD	002054	12-06	4190	0.00

Jrnl	Tran	Bat	Per	Reference	Tran	Tran	Beginning	Debit	Credit	Ending
Type	Type	Nbr	Ent	Nbr	Date	Description	Balance	Amount	Amount	Balance
GJ	LD	001894	07-06	4190	2/6/2006	D:ALLOCATION FACTOR		0.00	0.00	
GJ	LD	001927	08-06	4190	3/7/2006	D:ALLOCATION FACTOR		0.00	0.20	
GJ	LD	001960	09-06	4190	4/11/2006	D:ALLOCATION FACTOR		0.00	0.09	
GJ	LD	001989	10-06	4190	5/10/2006	D:ALLOCATION FACTOR		0.00	0.31	
GJ	LD	002013	11-06	4190	6/5/2006	D:ALLOCATION FACTOR		0.00	0.09	

Date: Tuesday, December 05, 2006
 Time: 01:55PM
 User: staylor

Frankfort Plant Board
Detail General Ledger - Standard
 Periods: 01-06 Through 12-06 As of: 12/3/2006 Ledger ID: 00001

Page: 127 of 318
 Report: 01620.rpt
 Company: 00001

Jrnl	Tran	Bat	Per	Reference	Tran	Tran	Beginning	Debit	Credit	Ending
Type	Type	Nbr	Ent	Nbr	Date	Description	Balance	Amount	Amount	Balance
GJ	LD	001894	03-06	4191	2/6/2006	D:ALLOCATION FACTOR	0.00	0.00	0.00	*
GJ	LD	001927	04-06	4191	3/7/2006	D:ALLOCATION FACTOR	0.00	0.00	0.00	*
GJ	LD	001960	05-06	4191	4/11/2006	D:ALLOCATION FACTOR	0.00	0.00	0.00	*
GJ	LD	001989	06-06	4191	5/10/2006	D:ALLOCATION FACTOR	0.00	0.00	0.00	*
GJ	LD	002013	07-06	4191	6/5/2006	D:ALLOCATION FACTOR	0.00	0.00	0.00	*
GJ	LD	002054	08-06	4191	7/14/2006	D:ALLOCATION FACTOR	0.00	0.00	0.00	*
Acct: 419100 INTEREST CONTRACT FUND Sub: 20 Water										
GJ	LD	001894	01-06	4191	2/6/2006	D:ALLOCATION FACTOR	0.00	0.00	0.00	*
GJ	LD	001927	02-06	4191	3/7/2006	D:ALLOCATION FACTOR	0.00	0.00	0.00	*
GJ	LD	001960	03-06	4191	4/11/2006	D:ALLOCATION FACTOR	0.00	0.00	0.00	*
GJ	LD	001989	04-06	4191	5/10/2006	D:ALLOCATION FACTOR	0.00	0.00	0.00	*
GJ	LD	002013	05-06	4191	6/5/2006	D:ALLOCATION FACTOR	0.00	0.00	0.00	*
GJ	LD	002054	06-06	4191	7/14/2006	D:ALLOCATION FACTOR	0.00	0.00	0.00	*
Acct: 419100 INTEREST CONTRACT FUND Sub: 30 Cable										
GJ	LD	001894	01-06	4191	2/6/2006	D:ALLOCATION FACTOR	0.00	0.00	0.00	*
GJ	LD	001927	02-06	4191	3/7/2006	D:ALLOCATION FACTOR	0.00	0.00	0.00	*
GJ	LD	001960	03-06	4191	4/11/2006	D:ALLOCATION FACTOR	0.00	0.00	0.00	*
GJ	LD	001989	04-06	4191	5/10/2006	D:ALLOCATION FACTOR	0.00	0.00	0.00	*
GJ	LD	002013	05-06	4191	6/5/2006	D:ALLOCATION FACTOR	0.00	0.00	0.00	*
GJ	LD	002054	06-06	4191	7/14/2006	D:ALLOCATION FACTOR	0.00	0.00	0.00	*
Acct: 419100 INTEREST CONTRACT FUND Sub: 40 General										
GJ	LD	001894	01-06	4191	2/6/2006	D:ALLOCATION FACTOR	0.00	0.00	0.00	*
GJ	LD	001927	02-06	4191	3/7/2006	D:ALLOCATION FACTOR	0.00	0.00	0.00	*
GJ	LD	001960	03-06	4191	4/11/2006	D:ALLOCATION FACTOR	0.00	0.00	0.00	*
GJ	LD	001989	04-06	4191	5/10/2006	D:ALLOCATION FACTOR	0.00	0.00	0.00	*
GJ	LD	002013	05-06	4191	6/5/2006	D:ALLOCATION FACTOR	0.00	0.00	0.00	*
GJ	LD	002054	06-06	4191	7/14/2006	D:ALLOCATION FACTOR	0.00	0.00	0.00	*

Date: Tuesday, December 05, 2006
 Time: 01:55PM
 User: staylor

Periods: 01-06 Through 12-06 As of: 12/31/2006 Ledger ID: 00001

Jrnl	Tran	Bat	Per	Reference	Tran	Tran	Beginning	Debit	Credit	Ending
Type	Type	Nbr	Ent	Nbr	Date	Description	Balance	Amount	Amount	Balance
GJ	LS	001775	03-06	4192	10/19/2005	S:ALLOCATION FACTOR	0.00	1,726.50	0.00	0.00
GJ	GL	001787	04-06	SE04-1	11/3/2005	INTEREST ON INVESTMENTS	0.00	0.00	2,380.78	2,380.78
GJ	LS	001805	04-06	4192	11/10/2005	S:ALLOCATION FACTOR	0.00	2,380.78	0.00	0.00
GJ	GL	001828	05-06	SE05-1	12/6/2005	INTEREST ON INVESTMENTS	0.00	0.00	2,381.26	2,381.26
GJ	LS	001837	05-06	4192	12/13/2005	S:ALLOCATION FACTOR	0.00	2,381.26	0.00	0.00
GJ	GL	001859	06-06	SE06-1	1/6/2006	INTEREST ON INVEST	0.00	0.00	2,080.06	2,080.06
GJ	LS	001865	06-06	4192	1/10/2006	S:ALLOCATION FACTOR	0.00	2,080.06	0.00	0.00
GJ	GL	001888	07-06	SE07-2	2/6/2006	INTEREST INCOME	0.00	0.00	2,088.66	2,088.66
GJ	LS	001894	07-06	4192	2/6/2006	S:ALLOCATION FACTOR	0.00	2,088.66	0.00	0.00
GJ	GL	001920	08-06	SE08-2	3/6/2006	INTEREST INCOME	0.00	0.00	2,082.40	2,082.40
GJ	LS	001927	08-06	4192	3/7/2006	S:ALLOCATION FACTOR	0.00	2,082.40	0.00	0.00
GJ	GL	001948	09-06	SE09-2	4/8/2006	INTEREST INCOME	0.00	0.00	2,310.74	2,310.74
GJ	LS	001960	09-06	4192	4/11/2006	S:ALLOCATION FACTOR	0.00	2,310.74	0.00	0.00
GJ	GL	001979	10-06	SE10-2	5/5/2006	INTEREST INCOME	0.00	0.00	2,389.88	2,389.88
GJ	LS	001989	10-06	4192	5/10/2006	S:ALLOCATION FACTOR	0.00	2,389.88	0.00	0.00
GJ	GL	002009	11-06	SE11-2	6/5/2006	INTEREST INCOME	0.00	0.00	2,764.87	2,764.87
GJ	LS	002013	11-06	4192	6/5/2006	S:ALLOCATION FACTOR	0.00	2,764.87	0.00	0.00
GJ	GL	002043	12-06	SE12-2	7/10/2006	INTEREST INCOME	0.00	0.00	2,682.60	2,682.60
GJ	LS	002054	12-06	4192	7/14/2006	S:ALLOCATION FACTOR	0.00	2,682.60	0.00	0.00
Acct 419200 Total							0.00	25,846.88	51,593.76	25,846.88

Acct:	419250	INTEREST REV. BOND INTEREST &	Sub:	20	Water	General				
	01-06				0.00	0.00				
	02-06				0.00	0.00				
	03-06				0.00	0.00				
	04-06				0.00	0.00				
	05-06				0.00	0.00				
	06-06				0.00	0.00				
GJ	LD	001894	07-06	41925	2/6/2006	D:ALLOCATION FACTOR	0.00	0.00	101.42	101.42
GJ	LD	001927	08-06	41925	3/7/2006	D:ALLOCATION FACTOR	0.00	0.00	136.53	136.53
GJ	LD	001960	09-06	41925	4/11/2006	D:ALLOCATION FACTOR	0.00	0.00	201.09	201.09
GJ	LD	001989	10-06	41925	5/10/2006	D:ALLOCATION FACTOR	0.00	0.00	229.73	229.73
GJ	LD	002013	11-06	41925	6/5/2006	D:ALLOCATION FACTOR	0.00	0.00	302.43	302.43
GJ	LD	002054	12-06	41925	7/14/2006	D:ALLOCATION FACTOR	0.00	0.00	207.86	207.86
Acct: 419250 INTEREST REV. BOND INTEREST & Sub: 40							0.00	0.00	0.00	0.00
	01-06				0.00	0.00				
	02-06				0.00	0.00				
	03-06				0.00	0.00				

Periods: 01-06 Through 12-06 As of: 12/3/2006 Ledger ID: 00001

Jrnl	Tran	Bat	Per	Reference	Tran	Tran	Beginning	Debit	Credit	Ending
Type	Type	Nbr	Ent	Nbr	Date	Description	Balance	Amount	Amount	Balance
			04-06					0.00	0.00	*
			05-06					0.00	0.00	*
			06-06					0.00	0.00	*
GJ	GL	001888	07-06	SE07-2	2/6/2006	INTEREST INCOME		0.00	101.42	
GJ	LS	001894	07-06	41925	2/6/2006	S.ALLOCATION FACTOR		0.00	0.00	
GJ	GL	001920	08-06	SE08-2	3/6/2006	INTEREST INCOME		0.00	136.53	
GJ	LS	001927	08-06	41925	3/7/2006	S.ALLOCATION FACTOR		0.00	0.00	
GJ	GL	001948	09-06	SE09-2	4/8/2006	INTEREST INCOME		0.00	201.09	
GJ	LS	001960	09-06	41925	4/11/2006	S.ALLOCATION FACTOR		0.00	0.00	
GJ	GL	001979	10-06	SE10-2	5/5/2006	INTEREST INCOME		0.00	229.73	
GJ	LS	001989	10-06	41925	5/10/2006	S.ALLOCATION FACTOR		0.00	0.00	
GJ	GL	002009	11-06	SE11-2	6/5/2006	INTEREST INCOME		0.00	302.43	
GJ	LS	002013	11-06	41925	6/5/2006	S.ALLOCATION FACTOR		0.00	0.00	
GJ	GL	002043	12-06	SE12-2	7/10/2006	INTEREST INCOME		0.00	207.86	
GJ	LS	002054	12-06	41925	7/14/2006	S.ALLOCATION FACTOR		0.00	0.00	
Acct: 419250 Total							0.00	1,179.06	2,358.12	1,179.06
INTEREST DEPRECIATION FUND										
Acct:	419300	INTEREST DEPRECIATION FUND		Sub:	10					
GJ	LD	001717	01-06	4193	8/17/2005	D.ALLOCATION FACTOR		0.00	464.48	
GJ	LD	001740	02-06	4193	9/12/2005	D.ALLOCATION FACTOR		0.00	1,329.72	
GJ	LD	001775	03-06	4193	10/19/2005	D.ALLOCATION FACTOR		0.00	906.62	
GJ	LD	001805	04-06	4193	11/10/2005	D.ALLOCATION FACTOR		0.00	962.94	
GJ	LD	001837	05-06	4193	12/13/2005	D.ALLOCATION FACTOR		0.00	1,036.47	
GJ	LD	001865	06-06	4193	1/10/2006	D.ALLOCATION FACTOR		0.00	1,071.02	
GJ	LD	001894	07-06	4193	2/6/2006	D.ALLOCATION FACTOR		0.00	1,101.61	
GJ	LD	001927	08-06	4193	3/7/2006	D.ALLOCATION FACTOR		0.00	1,106.02	
GJ	LD	001960	09-06	4193	4/11/2006	D.ALLOCATION FACTOR		0.00	1,224.29	
GJ	LD	001989	10-06	4193	5/10/2006	D.ALLOCATION FACTOR		0.00	1,234.86	
GJ	LD	002013	11-06	4193	6/5/2006	D.ALLOCATION FACTOR		0.00	1,352.48	
GJ	LD	002054	12-06	4193	7/14/2006	D.ALLOCATION FACTOR		0.00	1,308.97	
Acct: 419300 INTEREST DEPRECIATION FUND										
GJ	LD	001717	01-06	4193	8/17/2005	D.ALLOCATION FACTOR		0.00	294.49	Water
GJ	LD	001740	02-06	4193	9/12/2005	D.ALLOCATION FACTOR		0.00	843.07	
GJ	LD	001775	03-06	4193	10/19/2005	D.ALLOCATION FACTOR		0.00	574.82	
GJ	LD	001805	04-06	4193	11/10/2005	D.ALLOCATION FACTOR		0.00	610.53	
GJ	LD	001837	05-06	4193	12/13/2005	D.ALLOCATION FACTOR		0.00	657.15	
GJ	LD	001865	06-06	4193	1/10/2006	D.ALLOCATION FACTOR		0.00	679.05	
GJ	LD	001894	07-06	4193	2/6/2006	D.ALLOCATION FACTOR		0.00	698.45	

Date: Tuesday, December 05, 2006
 Time: 01:55PM
 User: sfay/or

Frankfort Plant Board
Detail General Ledger - Standard
 Periods: 01-06 Through 12-06 As of: 12/3/2006 Ledger ID: 00001

Page: 131 of 318
 Report: 01620.rpt
 Company: 00001

Jrnl	Tran	Bat	Per	Reference	Tran	Tran	Description	Beginning Balance	Debit Amount	Credit Amount	Ending Balance
Type	Type	Nbr	Ent	Nbr	Date						
Acct: 419300 INTEREST DEPRECIATION FUND											
GJ	LD	001927	08-06	4193	3/7/2006		D:ALLOCATION FACTOR		0.00	701.24	
GJ	LD	001960	09-06	4193	4/11/2006		D:ALLOCATION FACTOR		0.00	776.23	
GJ	LD	001989	10-06	4193	5/10/2006		D:ALLOCATION FACTOR		0.00	782.93	
GJ	LD	002013	11-06	4193	6/5/2006		D:ALLOCATION FACTOR		0.00	857.51	
GJ	LD	002054	12-06	4193	7/14/2006		D:ALLOCATION FACTOR		0.00	829.92	
Sub: 30											
GJ	LD	001717	01-06	4193	8/17/2005		D:ALLOCATION FACTOR		0.00	772.45	
GJ	LD	001740	02-06	4193	9/12/2005		D:ALLOCATION FACTOR		0.00	2,211.37	
GJ	LD	001775	03-06	4193	10/19/2005		D:ALLOCATION FACTOR		0.00	1,507.76	
GJ	LD	001805	04-06	4193	11/10/2005		D:ALLOCATION FACTOR		0.00	1,601.41	
GJ	LD	001837	05-06	4193	12/13/2005		D:ALLOCATION FACTOR		0.00	1,723.68	
GJ	LD	001865	06-06	4193	1/10/2006		D:ALLOCATION FACTOR		0.00	1,781.14	
GJ	LD	001894	07-06	4193	2/6/2006		D:ALLOCATION FACTOR		0.00	1,832.02	
GJ	LD	001927	08-06	4193	3/7/2006		D:ALLOCATION FACTOR		0.00	1,839.35	
GJ	LD	001960	09-06	4193	4/11/2006		D:ALLOCATION FACTOR		0.00	2,036.04	
GJ	LD	001989	10-06	4193	5/10/2006		D:ALLOCATION FACTOR		0.00	2,053.63	
GJ	LD	002013	11-06	4193	6/5/2006		D:ALLOCATION FACTOR		0.00	2,249.22	
GJ	LD	002054	12-06	4193	7/14/2006		D:ALLOCATION FACTOR		0.00	2,176.86	
Sub: 40											
Acct: 419300 INTEREST DEPRECIATION FUND											
GJ	GL	001695	01-06	SE01-1	8/1/2005		INTEREST ON INVESTMENTS		0.00	1,531.42	
GJ	LS	001717	01-06	4193	8/17/2005		S:ALLOCATION FACTOR		1,531.42	0.00	
GJ	GL	001722	02-06	SE02-1	9/1/2005		INTEREST ON INVESTMENTS		0.00	4,384.16	
GJ	LS	001740	02-06	4193	9/12/2005		S:ALLOCATION FACTOR		4,384.16	0.00	
GJ	GL	001746	03-06	SE03-1	9/28/2005		INTEREST ON INVESTMENTS		0.00	2,989.20	
GJ	LS	001775	03-06	4193	10/19/2005		S:ALLOCATION FACTOR		2,989.20	0.00	
GJ	GL	001787	04-06	SE04-1	11/3/2005		INTEREST ON INVESTMENTS		0.00	3,174.88	
GJ	LS	001805	04-06	4193	11/10/2005		S:ALLOCATION FACTOR		3,174.88	0.00	
GJ	GL	001824	05-06	SE05-1	12/5/2005		INTEREST ON INVEST		0.00	3,417.30	
GJ	LS	001837	05-06	4193	12/13/2005		S:ALLOCATION FACTOR		3,417.30	0.00	
GJ	GL	001859	06-06	SE06-1	1/6/2006		INTEREST ON INVEST		0.00	3,531.21	
GJ	LS	001865	06-06	4193	1/10/2006		S:ALLOCATION FACTOR		3,531.21	0.00	
GJ	GL	001888	07-06	SE07-2	2/6/2006		INTEREST INCOME		0.00	3,632.08	
GJ	LS	001894	07-06	4193	2/6/2006		S:ALLOCATION FACTOR		3,632.08	0.00	
GJ	GL	001920	08-06	SE08-2	3/6/2006		INTEREST INCOME		0.00	3,646.61	
GJ	LS	001927	08-06	4193	3/7/2006		S:ALLOCATION FACTOR		3,646.61	0.00	
GJ	GL	001948	09-06	SE09-2	4/8/2006		INTEREST INCOME		0.00	4,036.56	
GJ	LS	001960	09-06	4193	4/11/2006		S:ALLOCATION FACTOR		4,036.56	0.00	
GJ	GL	001979	10-06	SE10-2	5/5/2006		INTEREST INCOME		0.00	4,071.42	

Date: Tuesday, December 05, 2006
 Time: 01:55PM
 User: staylor

Frankfort Plant Board
 Detail General Ledger - Standard
 Periods: 01-06 Through 12-06 As of: 12/31/2006 Ledger ID: 00001

Page: 132 of 318
 Report: 01620.rpt
 Company: 00001

Jrnl	Tran	Bat	Per	Reference	Tran	Tran	Description	Beginning	Debit	Credit	Ending
Type	Type	Nbr	Ent	Nbr	Date	Date		Balance	Amount	Amount	Balance
GJ	LS	001989	10-06	4193	5/10/2006		S:ALLOCATION FACTOR		4,071.42	0.00	
GJ	GL	002009	11-06	SE11-2	6/5/2006		INTEREST INCOME		0.00	4,459.21	
GJ	LS	002013	11-06	4193	6/5/2006		S:ALLOCATION FACTOR		4,459.21	0.00	
GJ	GL	002043	12-06	SE12-2	7/10/2006		INTEREST INCOME		0.00	4,315.75	
GJ	LS	002054	12-06	4193	7/14/2006		S:ALLOCATION FACTOR		4,315.75	0.00	
Acct 419300 Total								0.00	43,189.80	86,379.60	43,189.80

Acct:	INTEREST OPERATIONS AND MAINTNTE Sub: . 10											
GJ	LD	001717	01-06	41935	8/17/2005		D:ALLOCATION FACTOR		0.00	478.82		
GJ	LD	001740	02-06	41935	9/12/2005		D:ALLOCATION FACTOR		0.00	400.43		
GJ	LD	001775	03-06	41935	10/19/2005		D:ALLOCATION FACTOR		0.00	405.12		
GJ	LD	001805	04-06	41935	11/10/2005		D:ALLOCATION FACTOR		0.00	814.99		
GJ	LD	001837	05-06	41935	12/13/2005		D:ALLOCATION FACTOR		0.00	332.33		
GJ	LD	001865	06-06	41935	1/10/2006		D:ALLOCATION FACTOR		0.00	499.32		
GJ	LD	001894	07-06	41935	2/6/2006		D:ALLOCATION FACTOR		0.00	336.42		
GJ	LD	001927	08-06	41935	3/7/2006		D:ALLOCATION FACTOR		0.00	313.05		
GJ	LD	001960	09-06	41935	4/11/2006		D:ALLOCATION FACTOR		0.00	659.00		
GJ	LD	001989	10-06	41935	5/10/2006		D:ALLOCATION FACTOR		0.00	545.47		
GJ	LD	002013	11-06	41935	6/5/2006		D:ALLOCATION FACTOR		0.00	728.06		
GJ	LD	002054	12-06	41935	7/14/2006		D:ALLOCATION FACTOR		0.00	551.60		
Acct: 419350 INTEREST OPERATIONS AND MAINTNTE Sub: 20												

Acct:	INTEREST OPERATIONS AND MAINTNTE Sub: 30											
GJ	LD	001717	01-06	41935	8/17/2005		D:ALLOCATION FACTOR		0.00	93.33		
GJ	LD	001740	02-06	41935	9/12/2005		D:ALLOCATION FACTOR		0.00	78.05		
GJ	LD	001775	03-06	41935	10/19/2005		D:ALLOCATION FACTOR		0.00	78.96		
GJ	LD	001805	04-06	41935	11/10/2005		D:ALLOCATION FACTOR		0.00	158.85		
GJ	LD	001837	05-06	41935	12/13/2005		D:ALLOCATION FACTOR		0.00	64.77		
GJ	LD	001865	06-06	41935	1/10/2006		D:ALLOCATION FACTOR		0.00	97.32		
GJ	LD	001894	07-06	41935	2/6/2006		D:ALLOCATION FACTOR		0.00	65.57		
GJ	LD	001927	08-06	41935	3/7/2006		D:ALLOCATION FACTOR		0.00	61.02		
GJ	LD	001960	09-06	41935	4/11/2006		D:ALLOCATION FACTOR		0.00	128.45		
GJ	LD	001989	10-06	41935	5/10/2006		D:ALLOCATION FACTOR		0.00	106.32		
GJ	LD	002013	11-06	41935	6/5/2006		D:ALLOCATION FACTOR		0.00	141.91		
GJ	LD	002054	12-06	41935	7/14/2006		D:ALLOCATION FACTOR		0.00	107.51		
Acct: 419350 INTEREST OPERATIONS AND MAINTNTE Sub: 30												
GJ	LD	001717	01-06	41935	8/17/2005		D:ALLOCATION FACTOR		0.00	124.32		
GJ	LD	001740	02-06	41935	9/12/2005		D:ALLOCATION FACTOR		0.00	103.96		
GJ	LD	001775	03-06	41935	10/19/2005		D:ALLOCATION FACTOR		0.00	105.19		
GJ	LD	001805	04-06	41935	11/10/2005		D:ALLOCATION FACTOR		0.00	211.60		
Acct: 419350 INTEREST OPERATIONS AND MAINTNTE Sub: Cable												

Date: Tuesday, December 05, 2006
 Time: 01:55PM
 User: staylor

Frankfort Plant Board
 Detail General Ledger - Standard
 Periods: 01-06 Through 12-06 As of: 12/31/2006 Ledger ID: 00001

Acct:	Jrnl	Tran	Bat	Per	Reference	Tran	Tran	Description	Beginning	Debit	Credit	Ending			
	Type	Type	Nbr	Ent	Nbr	Date	Date		Balance	Amount	Amount	Balance			
Acct: 419350	INTEREST OPERATIONS AND MAINTNTE Sub: 40														
	GJ	GL	001698	01-06	SE01-2	8/3/2005		INTEREST INCOME	0.00	0.00	696.47	696.47			
	GJ	LS	001717	01-06	41935	8/17/2005		S.ALLOCATION FACTOR	696.47	0.00	0.00	0.00			
	GJ	GL	001727	02-06	SE02-2	9/2/2005		INTEREST INCOME	0.00	0.00	582.44	582.44			
	GJ	LS	001740	02-06	41935	9/12/2005		S.ALLOCATION FACTOR	582.44	0.00	0.00	0.00			
	GJ	GL	001764	03-06	SE03-2	10/11/2005		INTEREST INCOME	0.00	0.00	589.27	589.27			
	GJ	LS	001775	03-06	41935	10/19/2005		S.ALLOCATION FACTOR	589.27	0.00	0.00	0.00			
	GJ	GL	001789	04-06	SE04-2	11/3/2005		INTEREST INCOME	0.00	0.00	1,185.44	1,185.44			
	GJ	LS	001805	04-06	41935	11/10/2005		S.ALLOCATION FACTOR	1,185.44	0.00	0.00	0.00			
	GJ	GL	001825	05-06	SE05-2	12/6/2005		INTEREST INCOME	0.00	0.00	483.39	483.39			
	GJ	LS	001837	05-06	41935	12/13/2005		S.ALLOCATION FACTOR	483.39	0.00	0.00	0.00			
	GJ	GL	001850	06-06	SE06-2	1/4/2006		INTEREST INCOME	0.00	0.00	726.28	726.28			
	GJ	LS	001865	06-06	41935	1/10/2006		S.ALLOCATION FACTOR	726.28	0.00	0.00	0.00			
	GJ	GL	001887	07-06	SE07-2	2/3/2006		INTEREST INCOME	0.00	0.00	489.34	489.34			
	GJ	LS	001894	07-06	41935	2/6/2006		S.ALLOCATION FACTOR	489.34	0.00	0.00	0.00			
	GJ	GL	001920	08-06	SE08-2	3/6/2006		INTEREST INCOME	0.00	0.00	455.35	455.35			
	GJ	LS	001927	08-06	41935	3/7/2006		S.ALLOCATION FACTOR	455.35	0.00	0.00	0.00			
	GJ	GL	001948	09-06	SE09-2	4/8/2006		INTEREST INCOME	0.00	0.00	958.55	958.55			
	GJ	LS	001960	09-06	41935	4/11/2006		S.ALLOCATION FACTOR	958.55	0.00	0.00	0.00			
	GJ	GL	001979	10-06	SE10-2	5/5/2006		INTEREST INCOME	0.00	0.00	793.41	793.41			
GJ	LS	001989	10-06	41935	5/10/2006		S.ALLOCATION FACTOR	793.41	0.00	0.00	0.00				
GJ	GL	002009	11-06	SE11-2	6/5/2006		INTEREST INCOME	0.00	0.00	1,059.00	1,059.00				
GJ	LS	002013	11-06	41935	6/5/2006		S.ALLOCATION FACTOR	1,059.00	0.00	0.00	0.00				
GJ	GL	002043	12-06	SE12-2	7/10/2006		INTEREST INCOME	0.00	0.00	802.32	802.32				
GJ	LS	002054	12-06	41935	7/14/2006		S.ALLOCATION FACTOR	802.32	0.00	0.00	0.00				
									Acct	419350	Total	0.00	8,821.26	17,642.52	8,821.26
Acct: 419400	INTEREST REV FUND FARMERS BANK Sub: 10														
	GJ	LD	001717	01-06	419400	8/17/2005		D.ALLOCATION FACTOR	0.00	0.00	1,016.07	1,016.07			
	GJ	LD	001740	02-06	419400	9/12/2005		D.ALLOCATION FACTOR	0.00	0.00	582.19	582.19			

Date: Tuesday, December 05, 2006
 Time: 01:55PM
 User: staylor

Frankfort Plant Board
Detail General Ledger - Standard
 Periods: 01-06 Through 12-06 As of: 12/3/2006 Ledger ID: 00001

Page: 134 of 318
 Report: 01620.rpt
 Company: 00001

Jrnl	Tran	Bat	Per	Ent	Reference	Tran	Tran	Description	Beginning	Debit	Credit	Ending
Type	Type	Nbr			Nbr	Date			Balance	Amount	Amount	Balance
Acct: 419400 INTEREST REV FUND FARMERS BANK Sub: 20												
GJ	LD	001775	03-06		419400	10/19/2005		D:ALLOCATION FACTOR	0.00	0.00	924.20	
GJ	LD	001805	04-06		419400	11/10/2005		D:ALLOCATION FACTOR	0.00	0.00	402.06	
GJ	LD	001837	05-06		419400	12/13/2005		D:ALLOCATION FACTOR	0.00	0.00	1,350.39	
GJ	LD	001865	06-06		419400	1/10/2006		D:ALLOCATION FACTOR	0.00	0.00	508.99	
GJ	LD	001894	07-06		419400	2/6/2006		D:ALLOCATION FACTOR	0.00	0.00	1,020.87	
GJ	LD	001927	08-06		419400	3/7/2006		D:ALLOCATION FACTOR	0.00	0.00	505.12	
GJ	LD	001960	09-06		419400	4/11/2006		D:ALLOCATION FACTOR	0.00	0.00	1,749.81	
GJ	LD	001989	10-06		419400	5/10/2006		D:ALLOCATION FACTOR	0.00	0.00	810.83	
GJ	LD	002013	11-06		419400	6/5/2006		D:ALLOCATION FACTOR	0.00	0.00	1,705.06	
GJ	LD	002054	12-06		419400	7/14/2006		D:ALLOCATION FACTOR	0.00	0.00	1,637.03	
Acct: 419400 INTEREST REV FUND FARMERS BANK Sub: 30												
GJ	LD	001717	01-06		419400	8/17/2005		D:ALLOCATION FACTOR	0.00	0.00	198.04	
GJ	LD	001740	02-06		419400	9/12/2005		D:ALLOCATION FACTOR	0.00	0.00	113.47	
GJ	LD	001775	03-06		419400	10/19/2005		D:ALLOCATION FACTOR	0.00	0.00	180.13	
GJ	LD	001805	04-06		419400	11/10/2005		D:ALLOCATION FACTOR	0.00	0.00	78.37	
GJ	LD	001837	05-06		419400	12/13/2005		D:ALLOCATION FACTOR	0.00	0.00	263.20	
GJ	LD	001865	06-06		419400	1/10/2006		D:ALLOCATION FACTOR	0.00	0.00	99.21	
GJ	LD	001894	07-06		419400	2/6/2006		D:ALLOCATION FACTOR	0.00	0.00	198.98	
GJ	LD	001927	08-06		419400	3/7/2006		D:ALLOCATION FACTOR	0.00	0.00	98.45	
GJ	LD	001960	09-06		419400	4/11/2006		D:ALLOCATION FACTOR	0.00	0.00	341.05	
GJ	LD	001989	10-06		419400	5/10/2006		D:ALLOCATION FACTOR	0.00	0.00	158.04	
GJ	LD	002013	11-06		419400	6/5/2006		D:ALLOCATION FACTOR	0.00	0.00	332.33	
GJ	LD	002054	12-06		419400	7/14/2006		D:ALLOCATION FACTOR	0.00	0.00	319.07	
Acct: 419400 INTEREST REV FUND FARMERS BANK Sub: 40												
GJ	LD	001717	01-06		419400	8/17/2005		D:ALLOCATION FACTOR	0.00	0.00	263.81	
GJ	LD	001740	02-06		419400	9/12/2005		D:ALLOCATION FACTOR	0.00	0.00	151.16	
GJ	LD	001775	03-06		419400	10/19/2005		D:ALLOCATION FACTOR	0.00	0.00	239.96	
GJ	LD	001805	04-06		419400	11/10/2005		D:ALLOCATION FACTOR	0.00	0.00	104.39	
GJ	LD	001837	05-06		419400	12/13/2005		D:ALLOCATION FACTOR	0.00	0.00	350.62	
GJ	LD	001865	06-06		419400	1/10/2006		D:ALLOCATION FACTOR	0.00	0.00	132.15	
GJ	LD	001894	07-06		419400	2/6/2006		D:ALLOCATION FACTOR	0.00	0.00	265.05	
GJ	LD	001927	08-06		419400	3/7/2006		D:ALLOCATION FACTOR	0.00	0.00	131.15	
GJ	LD	001960	09-06		419400	4/11/2006		D:ALLOCATION FACTOR	0.00	0.00	454.32	
GJ	LD	001989	10-06		419400	5/10/2006		D:ALLOCATION FACTOR	0.00	0.00	210.52	
GJ	LD	002013	11-06		419400	6/5/2006		D:ALLOCATION FACTOR	0.00	0.00	442.70	
GJ	LD	002054	12-06		419400	7/14/2006		D:ALLOCATION FACTOR	0.00	0.00	425.03	
Acct: 419400 INTEREST REV FUND FARMERS BANK Sub: 40												
GJ	GL	001698	01-06		SE01-2	8/3/2005		INTEREST INCOME	0.00	0.00	1,477.92	

Date: Tuesday, December 05, 2006
 Time: 01:55PM
 User: staylor

Frankfort Plant Board
 Detail General Ledger - Standard
 Periods: 01-06 Through 12-06 As of: 12/31/2006 Ledger ID: 00001

Page: 135 of 318
 Report: 01620.rpt
 Company: 00001

Jrnl	Tran	Bat	Per	Reference	Tran	Tran	Description	Beginning	Debit	Credit	Ending	
Type	Type	Nbr	Ent	Nbr	Date	Date		Balance	Amount	Amount	Balance	
GJ	LS	001717	01-06	419400	8/17/2005	8/17/2005	S:ALLOCATION FACTOR	0.00	1,477.92	0.00	1,477.92	
GJ	GL	001727	02-06	SE02-2	9/2/2005	9/2/2005	INTEREST INCOME	0.00	0.00	846.82	846.82	
GJ	LS	001740	02-06	419400	9/12/2005	9/12/2005	S:ALLOCATION FACTOR	0.00	846.82	0.00	846.82	
GJ	GL	001764	03-06	SE03-2	10/11/2005	10/11/2005	INTEREST INCOME	0.00	0.00	1,344.29	1,344.29	
GJ	LS	001775	03-06	419400	10/19/2005	10/19/2005	S:ALLOCATION FACTOR	0.00	1,344.29	0.00	1,344.29	
GJ	GL	001789	04-06	SE04-2	11/3/2005	11/3/2005	INTEREST INCOME	0.00	0.00	584.82	584.82	
GJ	LS	001805	04-06	419400	11/10/2005	11/10/2005	S:ALLOCATION FACTOR	0.00	584.82	0.00	584.82	
GJ	GL	001825	05-06	SE05-2	12/6/2005	12/6/2005	INTEREST INCOME	0.00	0.00	1,964.21	1,964.21	
GJ	LS	001837	05-06	419400	12/13/2005	12/13/2005	S:ALLOCATION FACTOR	0.00	1,964.21	0.00	1,964.21	
GJ	GL	001850	06-06	SE06-2	1/4/2006	1/4/2006	INTEREST INCOME	0.00	0.00	740.35	740.35	
GJ	LS	001865	06-06	419400	1/10/2006	1/10/2006	S:ALLOCATION FACTOR	0.00	740.35	0.00	740.35	
GJ	GL	001887	07-06	SE07-2	2/3/2006	2/3/2006	INTEREST INCOME	0.00	0.00	1,484.90	1,484.90	
GJ	LS	001894	07-06	419400	2/6/2006	2/6/2006	S:ALLOCATION FACTOR	0.00	1,484.90	0.00	1,484.90	
GJ	GL	001920	08-06	SE08-2	3/6/2006	3/6/2006	INTEREST INCOME	0.00	0.00	734.72	734.72	
GJ	LS	001927	08-06	419400	3/7/2006	3/7/2006	S:ALLOCATION FACTOR	0.00	734.72	0.00	734.72	
GJ	GL	001948	09-06	SE09-2	4/8/2006	4/8/2006	INTEREST INCOME	0.00	0.00	2,545.18	2,545.18	
GJ	LS	001960	09-06	419400	4/11/2006	4/11/2006	S:ALLOCATION FACTOR	0.00	2,545.18	0.00	2,545.18	
GJ	GL	001979	10-06	SE10-2	5/5/2006	5/5/2006	INTEREST INCOME	0.00	0.00	1,179.39	1,179.39	
GJ	LS	001989	10-06	419400	5/10/2006	5/10/2006	S:ALLOCATION FACTOR	0.00	1,179.39	0.00	1,179.39	
GJ	GL	002009	11-06	SE11-2	6/5/2006	6/5/2006	INTEREST INCOME	0.00	0.00	2,480.09	2,480.09	
GJ	LS	002013	11-06	419400	6/5/2006	6/5/2006	S:ALLOCATION FACTOR	0.00	2,480.09	0.00	2,480.09	
GJ	GL	002043	12-06	SE12-2	7/10/2006	7/10/2006	INTEREST INCOME	0.00	0.00	2,381.13	2,381.13	
GJ	LS	002054	12-06	419400	7/14/2006	7/14/2006	S:ALLOCATION FACTOR	0.00	2,381.13	0.00	2,381.13	
Acct: 419450 INTEREST REVENUE FUND STATE NA Sub: 10								0.00	17,763.82	35,527.64	17,763.82	
GJ LD 001717 01-06 41945										269.97		
GJ LD 001740 02-06 41945										1,427.24		
GJ LD 001775 03-06 41945										43.05		
GJ LD 001805 04-06 41945										812.21		
GJ LD 001837 05-06 41945										162.49		
GJ LD 001865 06-06 41945										1,722.96		
GJ LD 001894 07-06 41945										715.87		
GJ LD 001927 08-06 41945										1,970.69		
GJ LD 001960 09-06 41945										324.83		
GJ LD 001989 10-06 41945										1,928.62		
GJ LD 002013 11-06 41945										810.72		
GJ LD 002054 12-06 41945										2,187.11		

Date: Tuesday, December 05, 2006
 Time: 01:55PM
 User: staylor

Frankfort Plant Board
Detail General Ledger - Standard

Page: 137 of 318
 Report: 01620.rpt
 Company: 00001

Periods: 01-06 Through 12-06 As of: 12/3/2006 Ledger ID: 00001

Jrnl	Tran	Bat	Per	Reference	Tran	Tran	Beginning	Debit	Credit	Ending
Type	Type	Nbr	Ent	Nbr	Date	Description	Balance	Amount	Amount	Balance
GJ	LS	001865	06-06	41945	1/10/2006	S:ALLOCATION FACTOR		2,506.12	0.00	
GJ	GL	001887	07-06	SE07-2	2/3/2006	INTEREST INCOME		0.00	1,041.26	
GJ	LS	001894	07-06	41945	2/6/2006	S:ALLOCATION FACTOR		1,041.26	0.00	
GJ	GL	001920	08-06	SE08-2	3/6/2006	INTEREST INCOME		0.00	2,866.46	
GJ	LS	001927	08-06	41945	3/7/2006	S:ALLOCATION FACTOR		2,866.46	0.00	
GJ	GL	001948	09-06	SE09-2	4/8/2006	INTEREST INCOME		0.00	472.48	
GJ	LS	001960	09-06	41945	4/11/2006	S:ALLOCATION FACTOR		472.48	0.00	
GJ	GL	001979	10-06	SE10-2	5/5/2006	INTEREST INCOME		0.00	2,805.26	
GJ	LS	001989	10-06	41945	5/10/2006	S:ALLOCATION FACTOR		2,805.26	0.00	
GJ	GL	002009	11-06	SE11-2	6/5/2006	INTEREST INCOME		0.00	1,179.23	
GJ	LS	002013	11-06	41945	6/5/2006	S:ALLOCATION FACTOR		1,179.23	0.00	
GJ	GL	002043	12-06	SE12-2	7/10/2006	INTEREST INCOME		0.00	3,181.25	
GJ	LS	002054	12-06	41945	7/14/2006	S:ALLOCATION FACTOR		3,181.25	0.00	
							Acct	419450	Total	18,001.08
							Sub:	10	Electric	14.07
GJ	LD	001717	01-06	4195	8/17/2005	D:ALLOCATION FACTOR		0.00	81.49	
GJ	LD	001740	02-06	4195	9/12/2005	D:ALLOCATION FACTOR		0.00	36.35	
GJ	LD	001775	03-06	4195	10/19/2005	D:ALLOCATION FACTOR		0.00	51.92	
GJ	LD	001805	04-06	4195	11/10/2005	D:ALLOCATION FACTOR		0.00	151.40	
GJ	LD	001837	05-06	4195	12/13/2005	D:ALLOCATION FACTOR		0.00	13.32	
GJ	LD	001865	06-06	4195	1/10/2006	D:ALLOCATION FACTOR		0.00	124.36	
GJ	LD	001894	07-06	4195	2/6/2006	D:ALLOCATION FACTOR		0.00	112.10	
GJ	LD	001927	08-06	4195	3/7/2006	D:ALLOCATION FACTOR		0.00	14.67	
GJ	LD	001960	09-06	4195	4/11/2006	D:ALLOCATION FACTOR		0.00	229.78	
GJ	LD	001989	10-06	4195	5/10/2006	D:ALLOCATION FACTOR		0.00	129.31	
GJ	LD	002013	11-06	4195	6/5/2006	D:ALLOCATION FACTOR		0.00	140.79	
GJ	LD	002054	12-06	4195	7/14/2006	D:ALLOCATION FACTOR		0.00		
							Sub:	20	Water	10.35
GJ	LD	001717	01-06	4195	8/17/2005	D:ALLOCATION FACTOR		0.00	59.96	
GJ	LD	001740	02-06	4195	9/12/2005	D:ALLOCATION FACTOR		0.00	26.75	
GJ	LD	001775	03-06	4195	10/19/2005	D:ALLOCATION FACTOR		0.00	38.20	
GJ	LD	001805	04-06	4195	11/10/2005	D:ALLOCATION FACTOR		0.00	9.80	
GJ	LD	001837	05-06	4195	12/13/2005	D:ALLOCATION FACTOR		0.00	91.51	
GJ	LD	001865	06-06	4195	1/10/2006	D:ALLOCATION FACTOR		0.00	82.48	
GJ	LD	001894	07-06	4195	2/6/2006	D:ALLOCATION FACTOR		0.00		
GJ	LD	001927	08-06	4195	3/7/2006	D:ALLOCATION FACTOR		0.00		
GJ	LD	001960	09-06	4195	4/11/2006	D:ALLOCATION FACTOR		0.00	10.80	
							Acct:	419500	INTEREST CLUBHOUSE FUND	18,001.08

Date: Tuesday, December 05, 2006
 Time: 01:55PM
 User: staylor

Frankfort Plant Board
Detail General Ledger - Standard
 Periods: 01-06 Through 12-06 As of: 12/3/2006 Ledger ID: 00001

Page: 138 of 318
 Report: 01620.rpt
 Company: 00001

Acct:	Jrnl	Tran	Bat	Per	Reference	Tran	Tran	Description	Beginning Balance	Debit Amount	Credit Amount	Ending Balance
	Type	Type	Nbr	Ent	Nbr	Date						
Acct: 419500	GJ	LD	001989	10-06	4195	5/10/2006		D.ALLOCATION FACTOR	0.00	0.00	169.07	
	GJ	LD	002013	11-06	4195	6/5/2006		D.ALLOCATION FACTOR	0.00	0.00	95.15	
	GJ	LD	002054	12-06	4195	7/14/2006		D.ALLOCATION FACTOR	0.00	0.00	103.59	
							Sub: 30					
	GJ	LD	001717	01-06	4195	8/17/2005		D.ALLOCATION FACTOR	0.00	0.00	13.58	
	GJ	LD	001740	02-06	4195	9/12/2005		D.ALLOCATION FACTOR	0.00	0.00	78.68	
	GJ	LD	001775	03-06	4195	10/19/2005		D.ALLOCATION FACTOR	0.00	0.00	35.10	
	GJ	LD	001805	04-06	4195	11/10/2005		D.ALLOCATION FACTOR	0.00	0.00	50.12	
	GJ	LD	001837	05-06	4195	12/13/2005		D.ALLOCATION FACTOR	0.00	0.00	146.16	
	GJ	LD	001865	06-06	4195	1/10/2006		D.ALLOCATION FACTOR	0.00	0.00	12.86	
GJ	LD	001894	07-06	4195	2/6/2006		D.ALLOCATION FACTOR	0.00	0.00	120.06		
GJ	LD	001927	08-06	4195	3/7/2006		D.ALLOCATION FACTOR	0.00	0.00	108.22		
GJ	LD	001960	09-06	4195	4/11/2006		D.ALLOCATION FACTOR	0.00	0.00	14.16		
GJ	LD	001989	10-06	4195	5/10/2006		D.ALLOCATION FACTOR	0.00	0.00	221.83		
GJ	LD	002013	11-06	4195	6/5/2006		D.ALLOCATION FACTOR	0.00	0.00	124.83		
GJ	LD	002054	12-06	4195	7/14/2006		D.ALLOCATION FACTOR	0.00	0.00	135.92		
						Sub: 40						
Acct: 419500	GJ	GL	001698	01-06	SE01-2	8/3/2005		INTEREST INCOME	0.00	0.00	38.00	
	GJ	LS	001717	01-06	4195	8/17/2005		S.ALLOCATION FACTOR	38.00	0.00	0.00	
	GJ	GL	001727	02-06	SE02-2	9/2/2005		INTEREST INCOME	0.00	0.00	220.13	
	GJ	LS	001740	02-06	4195	9/12/2005		S.ALLOCATION FACTOR	220.13	0.00	0.00	
	GJ	GL	001764	03-06	SE03-2	10/11/2005		INTEREST INCOME	0.00	0.00	98.20	
	GJ	LS	001775	03-06	4195	10/19/2005		S.ALLOCATION FACTOR	98.20	0.00	0.00	
	GJ	GL	001789	04-06	SE04-2	11/3/2005		INTEREST INCOME	0.00	0.00	140.24	
	GJ	LS	001805	04-06	4195	11/10/2005		S.ALLOCATION FACTOR	140.24	0.00	0.00	
	GJ	GL	001825	05-06	SE05-2	12/6/2005		INTEREST INCOME	0.00	0.00	408.96	
	GJ	LS	001837	05-06	4195	12/13/2005		S.ALLOCATION FACTOR	408.96	0.00	0.00	
GJ	GL	001850	06-06	SE06-2	1/4/2006		INTEREST INCOME	0.00	0.00	35.98		
GJ	LS	001865	06-06	4195	1/10/2006		S.ALLOCATION FACTOR	35.98	0.00	0.00		
GJ	GL	001887	07-06	SE07-2	2/3/2006		INTEREST INCOME	0.00	0.00	335.93		
GJ	LS	001894	07-06	4195	2/6/2006		S.ALLOCATION FACTOR	335.93	0.00	0.00		
GJ	GL	001920	08-06	SE08-2	3/6/2006		INTEREST INCOME	0.00	0.00	302.80		
GJ	LS	001927	08-06	4195	3/7/2006		S.ALLOCATION FACTOR	302.80	0.00	0.00		
GJ	GL	001948	09-06	SE09-2	4/8/2006		INTEREST INCOME	0.00	0.00	39.63		
GJ	LS	001960	09-06	4195	4/11/2006		S.ALLOCATION FACTOR	39.63	0.00	0.00		
GJ	GL	001979	10-06	SE10-2	5/5/2006		INTEREST INCOME	0.00	0.00	620.68		
GJ	LS	001989	10-06	4195	5/10/2006		S.ALLOCATION FACTOR	620.68	0.00	0.00		
GJ	GL	002009	11-06	SE11-2	6/5/2006		INTEREST INCOME	0.00	0.00	349.29		

Date: Tuesday, December 05, 2006
 Time: 01:55PM
 User: staylor

Frankfort Plant Board
Detail General Ledger - Standard
 Periods: 01-06 Through 12-06 As of: 12/3/2006 Ledger ID: 00001

Page: 139 of 318
 Report: 01620.rpt
 Company: 00001

Jrnl	Tran	Bat	Per	Reference	Tran	Description	Beginning Balance	Debit Amount	Credit Amount	Ending Balance
GJ	LS	002013	11-06	4195	6/5/2006	S.ALLOCATION FACTOR		349.29	0.00	
GJ	GL	002043	12-06	SE12-2	7/10/2006	INTEREST INCOME		0.00	380.30	
GJ	LS	002054	12-06	4195	7/14/2006	S.ALLOCATION FACTOR		380.30	0.00	
Acct 419500 Total							0.00	2,970.14	5,940.28	2,970.14

Acct: 419550 INTEREST REV.FUND REPUBLIC BAN Sub: 10										
GJ	LD	001717	01-06	41955	8/17/2005	D.ALLOCATION FACTOR		0.00	2.02	
GJ	LD	001740	02-06	41955	9/12/2005	D.ALLOCATION FACTOR		0.00	2.04	
GJ	LD	001775	03-06	41955	10/19/2005	D.ALLOCATION FACTOR		0.00	0.56	
GJ	LD	001805	04-06	41955	11/10/2005	D.ALLOCATION FACTOR		0.00	0.19	
GJ	LD	001837	05-06	41955	12/13/2005	D.ALLOCATION FACTOR		0.00	0.25	
GJ	LD	001865	06-06	41955	1/10/2006	D.ALLOCATION FACTOR		0.00	0.32	
GJ	LD	001894	07-06	41955	2/6/2006	D.ALLOCATION FACTOR		0.00	0.39	
GJ	LD	001927	08-06	41955	3/7/2006	D.ALLOCATION FACTOR		0.00	0.42	
GJ	LD	001960	09-06	41955	4/11/2006	D.ALLOCATION FACTOR		0.00	0.52	
GJ	LD	001989	10-06	41955	5/10/2006	D.ALLOCATION FACTOR		0.00	0.54	
GJ	LD	002013	11-06	41955	6/5/2006	D.ALLOCATION FACTOR		0.00	0.58	
GJ	LD	002054	12-06	41955	7/14/2006	D.ALLOCATION FACTOR		0.00	0.59	
Acct: 419550 INTEREST REV.FUND REPUBLIC BAN Sub: 20										
GJ	LD	001717	01-06	41955	8/17/2005	D.ALLOCATION FACTOR		0.00	0.39	
GJ	LD	001740	02-06	41955	9/12/2005	D.ALLOCATION FACTOR		0.00	0.40	
GJ	LD	001775	03-06	41955	10/19/2005	D.ALLOCATION FACTOR		0.00	0.11	
GJ	LD	001805	04-06	41955	11/10/2005	D.ALLOCATION FACTOR		0.00	0.04	
GJ	LD	001837	05-06	41955	12/13/2005	D.ALLOCATION FACTOR		0.00	0.05	
GJ	LD	001865	06-06	41955	1/10/2006	D.ALLOCATION FACTOR		0.00	0.06	
GJ	LD	001894	07-06	41955	2/6/2006	D.ALLOCATION FACTOR		0.00	0.08	
GJ	LD	001927	08-06	41955	3/7/2006	D.ALLOCATION FACTOR		0.00	0.08	
GJ	LD	001960	09-06	41955	4/11/2006	D.ALLOCATION FACTOR		0.00	0.10	
GJ	LD	001989	10-06	41955	5/10/2006	D.ALLOCATION FACTOR		0.00	0.11	
GJ	LD	002013	11-06	41955	6/5/2006	D.ALLOCATION FACTOR		0.00	0.11	
GJ	LD	002054	12-06	41955	7/14/2006	D.ALLOCATION FACTOR		0.00	0.12	

Acct: 419550 INTEREST REV.FUND REPUBLIC BAN Sub: 30										
GJ	LD	001717	01-06	41955	8/17/2005	D.ALLOCATION FACTOR		0.00	0.53	
GJ	LD	001740	02-06	41955	9/12/2005	D.ALLOCATION FACTOR		0.00	0.53	
GJ	LD	001775	03-06	41955	10/19/2005	D.ALLOCATION FACTOR		0.00	0.14	
GJ	LD	001805	04-06	41955	11/10/2005	D.ALLOCATION FACTOR		0.00	0.05	
GJ	LD	001837	05-06	41955	12/13/2005	D.ALLOCATION FACTOR		0.00	0.07	
GJ	LD	001865	06-06	41955	1/10/2006	D.ALLOCATION FACTOR		0.00	0.09	
Acct: 419550 INTEREST REV.FUND REPUBLIC BAN Sub: 30										
							Cable			

Date: Tuesday, December 05, 2006
 Time: 01:55PM
 User: staylor

Frankfort Plant Board Detail General Ledger - Standard

Page: 141 of 318
 Report: 01620.rpt
 Company: 00001

Periods: 01-06 Through 12-06 As of: 12/31/2006 Ledger ID: 00001

Jrnl	Tran	Bat	Per	Reference	Tran	Description	Beginning Balance	Debit Amount	Credit Amount	Ending Balance
Type	Type	Nbr	Ent	Nbr	Date					
GJ	GL	001819	05-06	CB05	12/3/2005	NOVEMBER CABLE BILLING		150.76	491,136.34	
GJ	GL	001858	06-06	CB06	1/6/2006	DECEMBER CABLE BILLING		310.34	489,495.48	
GJ	GL	001881	07-06	CB07	2/1/2006	JANUARY CABLE BILLING		209.90	487,824.45	
GJ	GL	001914	08-06	CB08	3/2/2006	FEBRUARY CABLE BILLING		633.26	487,355.39	
GJ	GL	001956	09-06	CB09	4/9/2006	MARCH CABLE BILLING		998.54	491,523.63	
GJ	GL	001980	10-06	JE10-3	5/5/2006	KP ERROR ACCT#		25.48	495,073.88	
GJ	GL	002002	11-06	CB11	5/12/2006	MAY CABLE BILLING		223.03	492,392.26	
GJ	GL	002031	12-06	CB12	7/2/2006	JUNE CABLE BILLING		227.87	492,917.91	
Acct: 420100 BASIC SERVICE REVENUE										
							Sub: 40	General		
							01-06	0.00	0.00	
							02-06	0.00	0.00	
							03-06	0.00	0.00	
							04-06	0.00	0.00	
							05-06	0.00	0.00	
							06-06	0.00	0.00	
							07-06	0.00	0.00	
							08-06	0.00	0.00	
							09-06	0.00	0.00	
GJ	GL	001977	10-06	RS10	4/27/2006	APRIL REVENUE SUMMARY		23.39	23.39	
							11-06	0.00	0.00	
							12-06	0.00	0.00	
Total							4,237.90	5,902,171.76	5,897,933.86	

Jrnl	Tran	Bat	Per	Reference	Tran	Description	Beginning Balance	Debit Amount	Credit Amount	Ending Balance
Type	Type	Nbr	Ent	Nbr	Date					
Acct: 420150 DIGITAL BASIC REVENUE										
							Sub: 30	Cable		
							01-06	635.74	31,772.34	
							02-06	0.00	32,299.79	
							03-06	164.92	32,240.02	
							04-06	30.58	34,086.89	
							05-06	5.62	36,820.52	
							06-06	0.00	37,576.31	
							07-06	31.15	37,635.74	
							08-06	46.95	40,246.40	
							09-06	97.76	42,209.70	
							10-06	121.79	41,211.46	
							11-06	48.53	44,706.74	
							12-06	179.54	44,096.18	
Total							0.00	1,362.58	454,902.09	453,539.51

Date: Tuesday, December 05, 2006
 Time: 01:55PM
 User: staylor

Frankfort Plant Board
Detail General Ledger - Standard
 Periods: 01-06 Through 12-06 As of: 12/3/2006 Ledger ID: 00001

Page: 142 of 318
 Report: 01620.rpt
 Company: 00001

Jrnl	Tran	Bat	Per	Reference	Tran	Description	Beginning Balance	Debit Amount	Credit Amount	Ending Balance
Type	Type	Nbr	Ent	Nbr	Date					
Acct: 420160 DIGITAL PAY REVENUE										
GJ	GL	001697	01-06	FNS01	8/2/2005	JULY FSN BILLING		0.00	919.59	
GJ	GL	001735	02-06	FNS02	9/7/2005	AUGUST FSN BILLING		0.00	904.39	
GJ	GL	001770	03-06	FNS03	10/18/2005	SEPTEMBER FSN BILLING		0.00	881.06	
GJ	GL	001786	04-06	FNS04	11/2/2005	OCTOBER FSN BILLING		0.00	933.47	
GJ	GL	001820	05-06	FNS05	12/3/2005	NOVEMBER FSN BILLING		0.00	935.15	
GJ	GL	001862	06-06	FNS06	1/9/2006	DECEMBER FSN		0.00	922.74	
GJ	GL	001882	07-06	FNS07	2/1/2006	JANUARY FSN BILLING		0.00	940.60	
GJ	GL	001915	08-06	FNS08	3/4/2006	FEBRUARY FSN BILLING		0.00	936.24	
GJ	GL	001957	09-06	FNS09	4/9/2006	MARCH FSN BILLING		0.00	957.49	
GJ	GL	001982	10-06	FNS10	4/27/2006	APRIL FSN BILLING		0.00	959.90	
GJ	GL	002003	11-06	FNS11	5/12/2006	MAY FSN BILLING		0.00	947.94	
GJ	GL	002032	12-06	FNS12	7/2/2006	JUNE FSN BILLING		0.00	951.46	
Acct 420160 Total							0.00	0.00	11,190.03	11,190.03

Acct: 420175 PAY PER VIEW REVENUE										
GJ	GL	001702	01-06	JEO1-1	8/8/2005	TO ADJUST FSN REVENUE		549.24	4,859.33	
GJ	GL	001735	02-06	FNS02	9/7/2005	AUGUST FSN BILLING		337.32	5,360.94	
GJ	GL	001770	03-06	FNS03	10/18/2005	SEPTEMBER FSN BILLING		40.21	3,415.22	
GJ	GL	001786	04-06	FNS04	11/2/2005	OCTOBER FSN BILLING		34.06	3,423.51	
GJ	GL	001820	05-06	FNS05	12/3/2005	NOVEMBER FSN BILLING		0.00	4,083.29	
GJ	GL	001862	06-06	FNS06	1/9/2006	DECEMBER FSN		11.97	4,007.68	
GJ	GL	001882	07-06	FNS07	2/1/2006	JANUARY FSN BILLING		0.00	4,408.69	
GJ	GL	001915	08-06	FNS08	3/4/2006	FEBRUARY FSN BILLING		0.00	3,787.48	
GJ	GL	001957	09-06	FNS09	4/9/2006	MARCH FSN BILLING		0.00	676.93	
GJ	GL	001982	10-06	FNS10	4/27/2006	APRIL FSN BILLING		3.99	6,254.00	
GJ	GL	002003	11-06	FNS11	5/12/2006	MAY FSN BILLING		325.45	3,474.50	
GJ	GL	002032	12-06	FNS12	7/2/2006	JUNE FSN BILLING		0.00	7,736.94	
Acct 420175 Total							0.00	1,302.24	51,488.51	50,186.27

Acct: 420200 H B O SERVICE FEES										
GJ	GL	001696	01-06	CB01	8/2/2005	JULY CABLE BILLING		0.00	43,581.95	
GJ	GL	001731	02-06	CB02	9/7/2005	AUGUST CABLE BILLING		4.55	43,111.64	
GJ	GL	001767	03-06	CB03	10/15/2005	SEPTEMBER CABLE BILLING		6.40	42,525.74	
GJ	GL	001785	04-06	CB04	11/2/2005	OCTOBER CABLE BILLING		3.41	41,933.81	
GJ	GL	001819	05-06	CB05	12/3/2005	NOVEMBER CABLE BILLING		10.15	41,914.45	
GJ	GL	001858	06-06	CB06	1/6/2006	DECEMBER CABLE BILLING		0.00	41,141.68	
GJ	GL	001881	07-06	CB07	2/1/2006	JANUARY CABLE BILLING		0.00	40,802.68	
Acct 420200 Sub: 30										
Cable										
Total							0.00	1,302.24	51,488.51	50,186.27

Date: Tuesday, December 05, 2006
 Time: 01:55PM
 User: staylor

Frankfort Plant Board
Detail General Ledger - Standard
 Periods: 01-06 Through 12-06 As of: 12/3/2006 Ledger ID: 00001

Jrnl	Tran	Bat	Per	Reference	Tran	Description	Beginning Balance	Debit Amount	Credit Amount	Ending Balance
Type	Type	Nbr	Ent	Nbr	Date					
GJ	GL	001914	08-06	CB08	3/2/2006	FEBRUARY CABLE BILLING		0.00	40,636.89	40,636.89
GJ	GL	001956	09-06	CB09	4/9/2006	MARCH CABLE BILLING		11.35	40,577.35	40,577.35
GJ	GL	001981	10-06	CB10	4/27/2006	APRIL CABLE BILLING		0.00	40,917.25	40,917.25
GJ	GL	002002	11-06	CB11	5/12/2006	MAY CABLE BILLING		53.15	40,728.24	40,728.24
GJ	GL	002031	12-06	CB12	7/2/2006	JUNE CABLE BILLING		0.00	40,348.71	40,348.71
Acct: 420200 Total							0.00	89.01	498,220.39	498,131.38

Acct:	420300	T M C SERVICE FEES	Sub: 30		Cable				
GJ	GL	001696	01-06	CB01	8/2/2005	JULY CABLE BILLING	0.00	5,943.69	5,943.69
GJ	GL	001731	02-06	CB02	9/7/2005	AUGUST CABLE BILLING	0.00	5,857.11	5,857.11
GJ	GL	001767	03-06	CB03	10/15/2005	SEPTEMBER CABLE BILLING	0.00	5,766.18	5,766.18
GJ	GL	001785	04-06	CB04	11/2/2005	OCTOBER CABLE BILLING	3.72	5,744.90	5,744.90
GJ	GL	001819	05-06	CB05	12/3/2005	NOVEMBER CABLE BILLING	0.00	5,728.28	5,728.28
GJ	GL	001858	06-06	CB06	1/6/2006	DECEMBER CABLE BILLING	0.00	5,713.77	5,713.77
GJ	GL	001881	07-06	CB07	2/1/2006	JANUARY CABLE BILLING	0.00	5,695.14	5,695.14
GJ	GL	001914	08-06	CB08	3/2/2006	FEBRUARY CABLE BILLING	0.00	5,742.47	5,742.47
GJ	GL	001956	09-06	CB09	4/9/2006	MARCH CABLE BILLING	0.00	5,763.28	5,763.28
GJ	GL	001981	10-06	CB10	4/27/2006	APRIL CABLE BILLING	0.00	5,898.55	5,898.55
GJ	GL	002002	11-06	CB11	5/12/2006	MAY CABLE BILLING	0.00	5,770.07	5,770.07
GJ	GL	002031	12-06	CB12	7/2/2006	JUNE CABLE BILLING	0.00	5,783.23	5,783.23
Acct: 420300 Total					0.00	3.72	69,406.67	69,402.95	

Acct:	420510	CONNECTION CHARGES	Sub: 30		Cable				
GJ	GL	001702	01-06	JE01-1	8/8/2005	TO ADJUST FSN REVENUE	62.00	8,181.00	8,181.00
GJ	GL	001734	02-06	JE02-1	9/7/2005	REV ADJ OF CAB CONN CHGS	48,846.00	67,538.00	67,538.00
GJ	GL	001770	03-06	FSN03	10/18/2005	SEPTEMBER FSN BILLING	0.00	18,522.00	18,522.00
AP	VO	043040	03-06	049714	9/26/2005	Summary Release	60.00	0.00	0.00
AP	GL	001781	04-06	CR04	10/30/2005	OCTOBER CASH RECEIPTS	0.00	17,339.00	17,339.00
AP	VO	043700	04-06	050501	10/26/2005	Summary Release	60.00	0.00	0.00
AP	GL	001813	05-06	CR05	12/1/2005	NOVEMBER REVENUE SUMMARY	0.00	17,757.00	17,757.00
AP	VO	044140	05-06	051006	11/18/2005	Summary Release	30.00	0.00	0.00
AP	GL	001862	06-06	FSN06	1/9/2006	DECEMBER FSN	0.00	15,730.00	15,730.00
AP	VO	044534	06-06	051451	12/15/2005	Summary Release	90.00	0.00	0.00
GJ	GL	001875	07-06	CR07	1/31/2006	JANUARY CASH RECEIPTS	0.00	15,814.00	15,814.00
GJ	GL	001905	08-06	RS08	3/1/2006	FEBRUARY CASH RECEIPTS	0.00	17,157.00	17,157.00
AP	VO	045607	08-06	052640	2/10/2006	Summary Release	30.00	0.00	0.00
AP	GL	001941	09-06	CR09	3/24/2006	MARCH CASH RECEIPTS	0.00	20,217.00	20,217.00
AP	VO	046293	09-06	053432	3/23/2006	Summary Release	90.00	0.00	0.00
GJ	GL	001977	10-06	RS10	4/27/2006	APRIL REVENUE SUMMARY	0.00	15,407.00	15,407.00

Date: Tuesday, December 05, 2006
 Time: 01:56PM
 User: stay/or

Frankfort Plant Board
Detail General Ledger - Standard
 Periods: 01-06 Through 12-06 As of: 12/3/2006 Ledger ID: 00001

Jrnl	Tran	Bat	Per	Reference	Tran	Description	Beginning Balance	Debit Amount	Credit Amount	Ending Balance
Type	Type	Nbr	Ent	Nbr	Date					
AP	VO	046898	10-06	054154	4/27/2006	Summary Release		60.00	0.00	
GJ	GL	001995	11-06	RS11	5/12/2006	MAY REVENUE SUMMARY		0.00	17,203.00	
AP	VO	047525	11-06	054835	5/26/2006	Summary Release		150.00	0.00	
GJ	GL	002025	12-06	RS12	7/2/2006	JUNE REVENUE SUMMARY		0.00	17,321.00	
AP	VO	047905	12-06	055236	6/14/2006	Summary Release		30.00	0.00	
Acct 420510 Total							0.00	49,508.00	248,186.00	198,678.00

Sub:	30	Cable								
Acct: 420520										
GJ	GL	001696	01-06	CB01	8/2/2005	JULY CABLE BILLING		15,622.35	0.00	
GJ	GL	001731	02-06	CB02	9/7/2005	AUGUST CABLE BILLING		15,414.24	0.00	
GJ	GL	001767	03-06	CB03	10/15/2005	SEPTEMBER CABLE BILLING		15,016.03	0.00	
GJ	GL	001785	04-06	CB04	11/2/2005	OCTOBER CABLE BILLING		14,833.11	0.00	
GJ	GL	001819	05-06	CB05	12/3/2005	NOVEMBER CABLE BILLING		14,985.96	0.00	
GJ	GL	001858	06-06	CB06	1/6/2006	DECEMBER CABLE BILLING		14,777.25	0.00	
GJ	GL	001881	07-06	CB07	2/1/2006	JANUARY CABLE BILLING		14,681.20	0.00	
GJ	GL	001914	08-06	CB08	3/2/2006	FEBRUARY CABLE BILLING		14,787.48	0.00	
GJ	GL	001956	09-06	CB09	4/9/2006	MARCH CABLE BILLING		14,903.61	0.00	
GJ	GL	001981	10-06	Q	4/27/2006	APRIL CABLE BILLING		15,103.99	0.00	
GJ	GL	002002	11-06	CB11	5/12/2006	MAY CABLE BILLING		14,935.91	0.00	
GJ	GL	002031	12-06	CB12	7/2/2006	JUNE CABLE BILLING		14,880.15	0.00	
Acct 420520 Total							0.00	179,941.28	0.00	-179,941.28

Sub:	30	Cable								
Acct: 420530										
GJ	GL	001711	01-06	ARP01	8/16/2005	JULY ADJUSTMENTS		0.00	12,565.17	
GJ	GL	001737	02-06	ARP02	9/12/2005	AUGUST PENALTIES & ADJUSTMENTS		0.00	5,572.32	
GJ	GL	001773	03-06	ARP03	10/19/2005	SEPTEMBER PENALTIES & ADJUSTMENTS		0.00	10,296.97	
GJ	GL	001802	04-06	ARP05	11/10/2005	OCTOBER PENALTIES & ADJ		0.00	10,535.45	
GJ	GL	001831	05-06	ARP05	12/9/2005	NOVEMBER PENALTIES & ADJUSTM		0.00	9,221.14	
GJ	GL	001863	06-06	ARP06	1/9/2006	AR PENALTY&ADJ/PENALTY		0.00	8,620.64	
GJ	GL	001885	07-06	ARP07	2/3/2006	JANUARY PENALTIES & ADJ		0.00	9,740.38	
GJ	GL	001923	08-06	ARP08	3/2/2006	FEBRUARY PENALTIES & ADJ		0.00	9,890.30	
GJ	GL	001958	09-06	ARP09	4/11/2006	AR PEN&ADJ/PENALTY		0.00	9,449.09	
GJ	GL	001986	10-06	ARP10	5/10/2006	AR PENALTY&ADJUSTMENTS		0.00	11,026.79	
GJ	GL	002010	11-06	ARP11	6/5/2006	AR PENALTY&ADJUSTMENTS		0.00	10,960.84	
GJ	GL	002041	12-06	ARP12	7/6/2006	JUNE ARP		0.00	11,060.49	
Acct 420530 Total							0.00	0.00	118,939.58	118,939.58

Acct: 420600	SHOWTIME SERVICE REVENUE	Sub: 30	
GJ	GL	001696	01-06 CB01
		8/2/2005	JULY CABLE BILLING
			Cable
			0.00
			11,065.65

Date: Tuesday, December 05, 2006
 Time: 01:55PM
 User: staylor

Frankfort Plant Board
Detail General Ledger - Standard
 Periods: 01-06 Through 12-06 As of: 12/3/2006 Ledger ID: 00001

Page: 145 of 318
 Report: 01620.rpt
 Company: 00001

Jrnl	Tran	Bat	Per	Ent	Reference	Tran	Tran	Description	Beginning Balance	Debit Amount	Credit Amount	Ending Balance	
Type	Type	Nbr			Nbr	Date							
GJ	GL	001731	02-06		CB02	9/7/2005		AUGUST CABLE BILLING	0.00	0.00	10,685.04		
GJ	GL	001767	03-06		CB03	10/15/2005		SEPTEMBER CABLE BILLING	0.00	0.00	10,409.61		
GJ	GL	001785	04-06		CB04	11/2/2005		OCTOBER CABLE BILLING	0.00	0.00	10,218.64		
GJ	GL	001819	05-06		CB05	12/3/2005		NOVEMBER CABLE BILLING	0.00	0.00	10,325.33		
GJ	GL	001858	06-06		CB06	1/6/2006		DECEMBER CABLE BILLING	6.80	6.80	10,255.04		
GJ	GL	001881	07-06		CB07	2/1/2006		JANUARY CABLE BILLING	0.00	0.00	10,258.37		
GJ	GL	001914	08-06		CB08	3/2/2006		FEBRUARY CABLE BILLING	0.00	0.00	10,343.67		
GJ	GL	001956	09-06		CB09	4/9/2006		MARCH CABLE BILLING	0.00	0.00	10,500.48		
GJ	GL	001981	10-06		CB10	4/27/2006		APRIL CABLE BILLING	0.00	0.00	10,647.40		
GJ	GL	002002	11-06		CB11	5/12/2006		MAY CABLE BILLING	0.00	0.00	10,445.23		
GJ	GL	002031	12-06		CB12	7/2/2006		JUNE CABLE BILLING	0.00	0.00	10,359.11		
Acct 420600 Total										6.80		125,513.57	125,506.77
Acct:	420700												
		CINEMAX SERVICE FEE											
GJ	GL	001696	01-06		CB01	8/2/2005		JULY CABLE BILLING	0.00	0.00	10,858.57		
GJ	GL	001731	02-06		CB02	9/7/2005		AUGUST CABLE BILLING	0.00	0.00	10,675.50		
GJ	GL	001767	03-06		CB03	10/15/2005		SEPTEMBER CABLE BILLING	0.00	0.00	10,309.34		
GJ	GL	001785	04-06		CB04	11/2/2005		OCTOBER CABLE BILLING	10.15	10.15	10,112.84		
GJ	GL	001819	05-06		CB05	12/3/2005		NOVEMBER CABLE BILLING	0.00	0.00	10,283.24		
GJ	GL	001858	06-06		CB06	1/6/2006		DECEMBER CABLE BILLING	0.00	0.00	10,231.66		
GJ	GL	001881	07-06		CB07	2/1/2006		JANUARY CABLE BILLING	0.00	0.00	9,957.83		
GJ	GL	001914	08-06		CB08	3/2/2006		FEBRUARY CABLE BILLING	0.00	0.00	10,163.94		
GJ	GL	001956	09-06		CB09	4/9/2006		MARCH CABLE BILLING	0.00	0.00	10,123.85		
GJ	GL	001981	10-06		CB10	4/27/2006		APRIL CABLE BILLING	0.00	0.00	10,152.64		
GJ	GL	002002	11-06		CB11	5/12/2006		MAY CABLE BILLING	0.00	0.00	10,091.00		
GJ	GL	002031	12-06		CB12	7/2/2006		JUNE CABLE BILLING	0.00	0.00	10,044.97		
Acct 420700 Total										10.15		123,005.38	122,995.23
Acct:	420750												
		STARZ/ENCORE											
GJ	GL	001696	01-06		CB01	8/2/2005		JULY CABLE BILLING	0.00	0.00	15,843.19		
GJ	GL	001731	02-06		CB02	9/7/2005		AUGUST CABLE BILLING	0.00	0.00	15,670.01		
GJ	GL	001767	03-06		CB03	10/15/2005		SEPTEMBER CABLE BILLING	0.00	0.00	15,462.14		
GJ	GL	001785	04-06		CB04	11/2/2005		OCTOBER CABLE BILLING	0.00	0.00	15,233.75		
GJ	GL	001819	05-06		CB05	12/3/2005		NOVEMBER CABLE BILLING	0.00	0.00	15,300.24		
GJ	GL	001858	06-06		CB06	1/6/2006		DECEMBER CABLE BILLING	0.00	0.00	15,280.58		
GJ	GL	001881	07-06		CB07	2/1/2006		JANUARY CABLE BILLING	0.00	0.00	15,169.04		
GJ	GL	001914	08-06		CB08	3/2/2006		FEBRUARY CABLE BILLING	0.00	0.00	15,106.65		
GJ	GL	001956	09-06		CB09	4/9/2006		MARCH CABLE BILLING	0.00	0.00	15,177.43		
GJ	GL	001981	10-06		CB10	4/27/2006		APRIL CABLE BILLING	0.00	0.00	15,280.49		

Date: Tuesday, December 05, 2006
 Time: 01:55PM
 User: staylor

Periods: 01-06 Through 12-06 As of: 12/31/2006 Ledger ID: 00001

Frankfort Plant Board Detail General Ledger - Standard

Page: 146 of 318
 Report: 01620.rpt
 Company: 00001

Jrnl	Tran	Bat	Per	Ent	Reference	Tran	Date	Description	Beginning Balance	Debit Amount	Credit Amount	Ending Balance
GJ	GL	002002	11-06		CB11		5/12/2006	MAY CABLE BILLING	0.00	0.00	15,146.99	
GJ	GL	002031	12-06		CB12		7/2/2006	JUNE CABLE BILLING	0.00	0.00	15,182.06	
						Acct	420750	Total	0.00	0.00	183,852.57	183,852.57

Acct:	420760	WAM/ENCORE	Sub:	30	Tran	Date	Description	Beginning Balance	Debit Amount	Credit Amount	Ending Balance	
GJ	GL	001696	01-06		CB01	8/2/2005	JULY CABLE BILLING	0.00	0.00	161.51		
GJ	GL	001731	02-06		CB02	9/7/2005	AUGUST CABLE BILLING	0.00	0.00	158.60		
GJ	GL	001767	03-06		CB03	10/15/2005	SEPTEMBER CABLE BILLING	0.00	0.00	150.90		
GJ	GL	001785	04-06		CB04	11/2/2005	OCTOBER CABLE BILLING	0.00	0.00	148.80		
GJ	GL	001819	05-06		CB05	12/3/2005	NOVEMBER CABLE BILLING	0.00	0.00	146.84		
GJ	GL	001858	06-06		CB06	1/6/2006	DECEMBER CABLE BILLING	0.00	0.00	148.60		
GJ	GL	001881	07-06		CB07	2/1/2006	JANUARY CABLE BILLING	0.00	0.00	151.70		
GJ	GL	001914	08-06		CB08	3/2/2006	FEBRUARY CABLE BILLING	0.00	0.00	153.34		
GJ	GL	001956	09-06		CB09	4/9/2006	MARCH CABLE BILLING	0.00	0.00	152.20		
GJ	GL	001981	10-06		CB10	4/27/2006	APRIL CABLE BILLING	0.00	0.00	152.63		
GJ	GL	002002	11-06		CB11	5/12/2006	MAY CABLE BILLING	0.00	0.00	153.90		
GJ	GL	002031	12-06		CB12	7/2/2006	JUNE CABLE BILLING	0.00	0.00	148.80		
						Acct	420760	Total	0.00	0.00	1,827.82	1,827.82

Acct:	420770	WAM/STARZENCORE	Sub:	30	Tran	Date	Description	Beginning Balance	Debit Amount	Credit Amount	Ending Balance	
GJ	GL	001696	01-06		CB01	8/2/2005	JULY CABLE BILLING	0.00	0.00	2,391.32		
GJ	GL	001731	02-06		CB02	9/7/2005	AUGUST CABLE BILLING	0.00	0.00	2,422.80		
GJ	GL	001767	03-06		CB03	10/15/2005	SEPTEMBER CABLE BILLING	0.00	0.00	2,396.17		
GJ	GL	001785	04-06		CB04	11/2/2005	OCTOBER CABLE BILLING	0.00	0.00	2,401.14		
GJ	GL	001819	05-06		CB05	12/3/2005	NOVEMBER CABLE BILLING	0.00	0.00	2,434.14		
GJ	GL	001858	06-06		CB06	1/6/2006	DECEMBER CABLE BILLING	0.00	0.00	2,323.90		
GJ	GL	001881	07-06		CB07	2/1/2006	JANUARY CABLE BILLING	0.00	0.00	2,316.21		
GJ	GL	001914	08-06		CB08	3/2/2006	FEBRUARY CABLE BILLING	0.00	0.00	2,293.36		
GJ	GL	001956	09-06		CB09	4/9/2006	MARCH CABLE BILLING	0.00	0.00	2,282.08		
GJ	GL	001981	10-06		CB10	4/27/2006	APRIL CABLE BILLING	0.00	0.00	2,296.87		
GJ	GL	002002	11-06		CB11	5/12/2006	MAY CABLE BILLING	0.00	0.00	2,280.13		
GJ	GL	002031	12-06		CB12	7/2/2006	JUNE CABLE BILLING	0.00	0.00	2,286.58		
						Acct	420770	Total	0.00	0.00	28,124.70	28,124.70

Acct:	420800	ENCORE SERVICE REVENUE	Sub:	30	Tran	Date	Description	Beginning Balance	Debit Amount	Credit Amount	Ending Balance
GJ	GL	001696	01-06		CB01	8/2/2005	JULY CABLE BILLING	0.00	0.00	637.74	
GJ	GL	001731	02-06		CB02	9/7/2005	AUGUST CABLE BILLING	0.00	0.00	642.93	
GJ	GL	001767	03-06		CB03	10/15/2005	SEPTEMBER CABLE BILLING	0.00	0.00	640.22	
GJ	GL	001785	04-06		CB04	11/2/2005	OCTOBER CABLE BILLING	0.00	0.00	639.43	

Date: Tuesday, December 05, 2006
 Time: 01:55PM
 User: staylor

Frankfort Plant Board
 Detail General Ledger - Standard
 Periods: 01-06 Through 12-06 As of: 12/3/2006 Ledger ID: 00001

Jrnl	Tran	Bat	Per	Ent	Reference	Tran	Description	Beginning	Debit	Credit	Ending
Type	Type	Nbr	Nbr	Nbr	Nbr	Date		Balance	Amount	Amount	Balance
GJ	GL	001819	05-06		CB05	12/3/2005	NOVEMBER CABLE BILLING		0.00	629.62	629.62
GJ	GL	001858	06-06		CB06	1/6/2006	DECEMBER CABLE BILLING		0.00	627.53	627.53
GJ	GL	001881	07-06		CB07	2/1/2006	JANUARY CABLE BILLING		0.00	617.21	617.21
GJ	GL	001914	08-06		CB08	3/2/2006	FEBRUARY CABLE BILLING		0.00	621.93	621.93
GJ	GL	001956	09-06		CB09	4/9/2006	MARCH CABLE BILLING		0.00	598.02	598.02
GJ	GL	001981	10-06		CB10	4/27/2006	APRIL CABLE BILLING		0.00	582.08	582.08
GJ	GL	002002	11-06		CB11	5/12/2006	MAY CABLE BILLING		0.00	579.21	579.21
GJ	GL	002031	12-06		CB12	7/2/2006	JUNE CABLE BILLING		0.00	573.92	573.92
Acct 420800 Total								0.00	0.00	7,389.84	7,389.84

Sub:	30										
Acct	420810	Total	0.00	691.65	190,164.48	189,472.83					

Acct:	420815	HOME SECURITY INSTALLATION	Sub:	30							
GJ	GL	001697	01-06		FSN01	8/2/2005	JULY FSN BILLING		0.00	4,485.00	4,485.00
GJ	GL	001735	02-06		FSN02	9/7/2005	AUGUST FSN BILLING		0.00	4,700.00	4,700.00
GJ	GL	001770	03-06		FSN03	10/18/2005	SEPTEMBER FSN BILLING		0.00	2,450.00	2,450.00
GJ	GL	001786	04-06		FSN04	11/2/2005	OCTOBER FSN BILLING		0.00	2,555.00	2,555.00
GJ	GL	001820	05-06		FSN05	12/3/2005	NOVEMBER FSN BILLING		0.00	5,181.67	5,181.67
GJ	GL	001862	06-06		FSN06	1/9/2006	DECEMBER FSN		0.00	1,546.67	1,546.67
GJ	GL	001882	07-06		FSN07	2/1/2006	JANUARY FSN BILLING		0.00	8,626.66	8,626.66
GJ	GL	001905	08-06		FSN08	3/1/2006	FEBRUARY CASH RECEIPTS		0.00	10,350.05	10,350.05
GJ	GL	001957	09-06		FSN09	4/9/2006	MARCH FSN BILLING		0.00	1,200.00	1,200.00
GJ	GL	001977	10-06		RS10	4/27/2006	APRIL REVENUE SUMMARY		0.00	6,102.50	6,102.50
GJ	GL	001995	11-06		RS11	5/12/2006	MAY REVENUE SUMMARY		0.00	5,700.00	5,700.00
GJ	GL	002032	12-06		FSN12	7/2/2006	JUNE FSN BILLING		0.00	1,557.50	1,557.50

Date: Tuesday, December 05, 2006
 Time: 01:55PM
 User: staylor

Frankfort Plant Board
Detail General Ledger - Standard

Page: 148 of 318
 Report: 01620.rpt
 Company: 00001

Periods: 01-06 Through 12-06 As of: 12/31/2006 Ledger ID: 00001

Jrnl	Tran	Bat	Per	Reference	Tran	Description	Beginning Balance	Debit Amount	Credit Amount	Ending Balance	
Type	Type	Nbr	Ent	Nbr	Date						
Acct: 420815 Total							0.00		54,455.05	54,455.05	
Sub: 30											
GJ	GL	001684	01-06	CR01	7/28/2005	JULY REVENUE SUMMARY		0.00	10,750.00		
GJ	GL	001723	02-06	CR02	9/1/2005	AUGUST CASH RECEIPTS		0.00	15,950.00		
GJ	GL	001755	03-06	CR03	9/30/2005	SEPTEMBER CASH RECEIPTS		0.00	9,500.00		
GJ	GL	001781	04-06	CR04	10/30/2005	OCTOBER CASH RECEIPTS		0.00	20,300.00		
GJ	GL	001813	05-06	CR05	12/1/2005	NOVEMBER REVENUE SUMMARY		0.00	14,500.00		
GJ	GL	001847	06-06	CR06	1/3/2006	DECEMBER CASH RECEIPTS		0.00	11,700.00		
GJ	GL	001875	07-06	CR07	1/31/2006	JANUARY CASH RECEIPTS		0.00	24,550.00		
GJ	GL	001905	08-06	RS08	3/1/2006	FEBRUARY CASH RECEIPTS		0.00	12,550.00		
GJ	GL	001941	09-06	CR09	3/24/2006	MARCH CASH RECEIPTS		0.00	18,250.00		
GJ	GL	001977	10-06	RS10	4/27/2006	APRIL REVENUE SUMMARY		0.00	16,500.00		
GJ	GL	001995	11-06	RS11	5/12/2006	MAY REVENUE SUMMARY		0.00	21,400.00		
GJ	GL	002025	12-06	RS12	7/2/2006	JUNE REVENUE SUMMARY		0.00	13,700.00		
Acct: 420820 Total							0.00	0.00	189,650.00	189,650.00	
Sub: 30											
GJ	GL	001702	01-06	JE01-1	8/8/2005	TO ADJUST LD REVENUE		1,478.45	40,527.40		
GJ	GL	001735	02-06	FSN02	9/7/2005	AUGUST FSN BILLING		29.23	44,276.82		
GJ	GL	001770	03-06	FSN03	10/18/2005	SEPTEMBER FSN BILLING		33.19	46,648.43		
GJ	GL	001786	04-06	FSN04	11/2/2005	OCTOBER FSN BILLING		251.39	40,811.94		
GJ	GL	001820	05-06	FSN05	12/3/2005	NOVEMBER FSN BILLING		89.31	43,968.05		
GJ	GL	001862	06-06	FSN06	1/9/2006	DECEMBER FSN		18.98	52,762.60		
GJ	GL	001882	07-06	FSN07	2/1/2006	JANUARY FSN BILLING		184.46	42,114.17		
GJ	GL	001915	08-06	FSN08	3/4/2006	FEBRUARY FSN BILLING		23.63	44,394.39		
GJ	GL	001957	09-06	FSN09	4/9/2006	MARCH FSN BILLING		1,134.67	51,901.22		
GJ	GL	001982	10-06	FSN10	4/27/2006	APRIL FSN BILLING		4.81	45,023.43		
GJ	GL	002003	11-06	FSN11	5/12/2006	MAY FSN BILLING		3.36	45,750.11		
GJ	GL	002032	12-06	FSN12	7/2/2006	JUNE FSN BILLING		0.55	51,147.13		
Acct: 420825 Total							0.00	3,252.03	549,325.69	546,073.66	
Sub: 30											
GJ	GL	001702	01-06	JE01-1	8/8/2005	TO ADJUST FSN REVENUE		242.00	195,368.05		
GJ	LD	001717	01-06	42096	8/17/2005	D:EQP SALES		0.00	420.67		
GJ	GL	001735	02-06	FSN02	9/7/2005	AUGUST FSN BILLING		330.36	200,102.59		
GJ	LD	001740	02-06	42096	9/12/2005	D:EQP SALES		0.00	435.07		
GJ	GL	001770	03-06	FSN03	10/18/2005	SEPTEMBER FSN BILLING		0.00	202,564.66		
GJ	LD	001775	03-06	42096	10/19/2005	D:EQP SALES		0.00	207.69		

Date: Tuesday, December 05, 2006
 Time: 01:55PM
 User: staylor

Frankfort Plant Board
Detail General Ledger - Standard
 Periods: 01-06 Through 12-06 As of: 12/3/2006 Ledger ID: 00001

Jrnl	Tran	Bat	Per	Reference	Tran	Description	Beginning Balance	Debit Amount	Credit Amount	Ending Balance
Type	Type	Nbr	Ent	Nbr	Date					
GJ	GL	001786	04-06	FSN04	11/2/2005	OCTOBER FSN BILLING		0.00	206,490.27	
GJ	LD	001805	04-06	42096	11/10/2005	D:EQP SALES		0.00	220.80	
GJ	GL	001820	05-06	FSN05	12/3/2005	NOVEMBER FSN BILLING		249.05	208,339.71	
GJ	LD	001837	05-06	42096	12/13/2005	D:EQP SALES		0.00	235.20	
GJ	GL	001862	06-06	FSN06	1/9/2006	DECEMBER FSN		0.00	211,526.65	
GJ	LD	001865	06-06	42096	1/10/2006	D:EQP SALES		0.00	55.20	
GJ	GL	001882	07-06	FSN07	2/1/2006	JANUARY FSN BILLING		0.00	214,805.72	
GJ	LD	001894	07-06	42096	2/6/2006	D:EQP SALES		0.00	497.20	
GJ	GL	001915	08-06	FSN08	3/4/2006	FEBRUARY FSN BILLING		685.86	221,935.39	
GJ	LD	001927	08-06	42096	3/7/2006	D:EQP SALES		0.00	413.00	
GJ	GL	001957	09-06	FSN09	4/9/2006	MARCH FSN BILLING		9.48	229,241.89	
GJ	LD	001960	09-06	42096	4/11/2006	D:EQP SALES		0.00	540.40	
GJ	GL	001982	10-06	FSN10	4/27/2006	APRIL FSN BILLING		40.25	229,642.12	
GJ	LD	001989	10-06	42096	5/10/2006	D:EQP SALES		0.00	600.00	
GJ	GL	002003	11-06	FSN11	5/12/2006	MAY FSN BILLING		503.88	230,566.12	
GJ	LD	002013	11-06	42096	6/5/2006	D:EQP SALES		0.00	239.20	
GJ	GL	002032	12-06	FSN12	7/2/2006	JUNE FSN BILLING		0.00	233,535.30	
GJ	LD	002054	12-06	42096	7/14/2006	D:EQP SALES		0.00	144.80	
Acct: 420830 Total							0.00	2,060.88	2,586,127.70	2,586,066.82

Acct:	Sub:	30	Cable			
420832	BUNDLED SERVICE DISC					
GJ	GL	001697	8/2/2005	JULY FSN BILLING	16,489.17	0.00
GJ	GL	001735	9/7/2005	AUGUST FSN BILLING	17,237.38	0.00
GJ	GL	001770	10/18/2005	SEPTEMBER FSN BILLING	17,690.31	0.00
GJ	GL	001786	11/2/2005	OCTOBER FSN BILLING	18,245.78	0.00
GJ	GL	001820	12/3/2005	NOVEMBER FSN BILLING	18,648.53	0.00
GJ	GL	001862	1/9/2006	DECEMBER FSN	18,830.84	0.00
GJ	GL	001882	2/1/2006	JANUARY FSN BILLING	19,326.70	0.00
GJ	GL	001915	3/4/2006	FEBRUARY FSN BILLING	20,134.31	0.00
GJ	GL	001957	4/9/2006	MARCH FSN BILLING	21,001.46	0.00
GJ	GL	001982	4/27/2006	APRIL FSN BILLING	21,043.59	0.00
GJ	GL	002003	5/12/2006	MAY FSN BILLING	21,109.93	0.00
GJ	GL	002032	7/2/2006	JUNE FSN BILLING	21,539.74	0.00
Acct: 420832 Total			0.00	231,297.74	0.00	-231,297.74

Acct:	Sub:	30	Cable			
420835	CLEC LOCAL PHONE REVENUE					
GJ	GL	001702	8/8/2005	TO ADJUST LOCAL REVENUE	0.00	156,223.80
GJ	GL	001735	9/7/2005	AUGUST FSN BILLING	913.38	163,632.88
GJ	GL	001770	10/18/2005	SEPTEMBER FSN BILLING	284.22	170,763.09

Date: Tuesday, December 05, 2006
 Time: 01:55PM
 User: staylor

Frankfort Plant Board
Detail General Ledger - Standard
 Periods: 01-06 Through 12-06 As of: 12/31/2006 Ledger ID: 00001

Page: 150 of 318
 Report: 01620.rpt
 Company: 00001

Jrnl	Tran	Bat	Per	Reference	Tran	Tran	Beginning	Debit	Credit	Ending
Type	Type	Nbr	Ent	Nbr	Date	Description	Balance	Amount	Amount	Balance
GJ	GL	001786	04-06	FSN04	11/2/2005	OCTOBER FSN BILLING		1,691.32	173,629.56	
GJ	GL	001820	05-06	FSN05	12/3/2005	NOVEMBER FSN BILLING		921.90	183,096.64	
AP	VO	044200	05-06	051083	11/28/2005	Summary Release		849.23	0.00	
GJ	GL	001862	06-06	FSN06	1/9/2006	DECEMBER FSN		611.09	185,542.45	
GJ	GL	001882	07-06	FSN07	2/1/2006	JANUARY FSN BILLING		1,364.09	187,985.56	
GJ	GL	001915	08-06	FSN08	3/4/2006	FEBRUARY FSN BILLING		773.23	200,870.88	
GJ	GL	001957	09-06	FSN09	4/9/2006	MARCH FSN BILLING		7,048.92	207,948.35	
GJ	GL	001987	10-06	JE10-2	5/10/2006	ADJ TAXES PHONE ADJ KP-ERR MAR		288.05	208,697.85	
GJ	GL	002003	11-06	FSN11	5/12/2006	MAY FSN BILLING		330.40	211,696.31	
GJ	GL	002032	12-06	FSN12	7/2/2006	JUNE FSN BILLING		1,816.42	217,179.57	
Acct: 420835 Total							0.00	16,892.25	2,267,266.94	2,250,374.69

Acct:	420900	ADVERTISING REVENUE	Sub:	30	Cable
GJ	GL	001698	8/3/2005	ADJ ADV	200.00
GJ	GL	001727	9/2/2005	AD REC/ADJ AD	0.01
GJ	GL	001764	10/11/2005	ADV REC/AD	674.92
AP	VO	043040	9/26/2005	Summary Release	250.00
GJ	GL	001796	11/7/2005	ADV REC/ADJ TO BAL	104.26
AP	VO	043700	10/26/2005	Summary Release	150.00
GJ	GL	001825	12/6/2005	AD REC/ADJ AD	143.75
AP	VO	044140	11/18/2005	Summary Release	50.00
GJ	GL	001857	1/6/2006	AD REC/ADJ AD	122.06
AP	VO	044717	12/28/2005	Summary Release	200.00
GJ	GL	001892	2/6/2006	ADV REC/ADJ ADV	264.83
AP	VO	045299	1/26/2006	Summary Release	400.00
GJ	GL	001918	3/6/2006	ADV REC/ADJ TO BAL	589.50
GJ	GL	001949	4/8/2006	ADV REC/ADJ ADV	410.00
GJ	GL	001979	5/5/2006	ADV REC/ADJ ADV	4.83
GJ	GL	002009	6/5/2006	AD REC/ADJ TO BALANCE	85.71
GJ	GL	002043	7/10/2006	AD REC/ADJ AD	94.94
Acct: 420900 Total					3,744.81
Cable					702,383.90
					698,639.09

Acct:	420901	PRODUCTION REVENUE	Sub:	30	Cable
GJ	GL	001698	8/3/2005	PRODUCTION	0.00
GJ	GL	001727	9/2/2005	AD REC/PROD	0.00
GJ	GL	001764	10/11/2005	ADV REC/PROD	0.00
GJ	GL	001796	11/7/2005	ADV REC/PROD	0.00
GJ	GL	001825	12/6/2005	AD REC/PROD	0.00
GJ	GL	001857	1/6/2006	AD REC/PROD	0.00

Date: Tuesday, December 05, 2006
 Time: 01:55PM
 User: staylor

Periods: 01-06 Through 12-06 As of: 12/3/2006 Ledger ID: 00001

Frankfort Plant Board
Detail General Ledger - Standard

Page: 151 of 318
 Report: 01620.rpt
 Company: 00001

Jrnl	Tran	Bat	Per	Reference	Tran	Description	Beginning Balance	Debit Amount	Credit Amount	Ending Balance
Type	Type	Nbr	Ent	Nbr	Date					
GJ	GL	001892	07-06	SE07-2	2/6/2006	ADV REC/PROD	0.00	0.00	991.00	
GJ	GL	001918	08-06	SE08-2	3/6/2006	ADV REC/PROD	0.00	0.00	2,819.36	
GJ	GL	001949	09-06	SE09-2	4/8/2006	ADV REC/PROD	0.00	0.00	2,650.00	
GJ	GL	001979	10-06	SE10-2	5/5/2006	ADV REC/PROD	0.00	0.00	3,812.53	
GJ	GL	002009	11-06	SE11-2	6/5/2006	ADV REC/PROD	0.00	0.00	2,678.20	
GJ	GL	002043	12-06	SE12-2	7/10/2006	ADV REC/PROD	0.00	0.00	780.00	
Acct 420901 Total							0.00	0.00	30,124.19	30,124.19

Acct:	420910	LEASE OR SALE CHANNEL	Sub: 30	LEASE	Cable				
GJ	GL	001698	01-06	SE01-2	8/3/2005	AD REC/LEASE	0.00	0.00	13,390.04
GJ	GL	001727	02-06	SE02-2	9/2/2005	ADV REC/LEASE	0.00	0.00	13,352.54
GJ	GL	001764	03-06	SE03-2	10/11/2005	ADV REC/LEASE	0.00	0.00	16,935.89
GJ	GL	001796	04-06	SE04-2	11/7/2005	ADV REC/LEASE	0.00	0.00	18,498.79
GJ	GL	001825	05-06	SE05-2	12/6/2005	AD REC/LEASE	0.00	0.00	12,929.22
GJ	GL	001857	06-06	SE06-2	1/6/2006	AD REC/LEASE	0.00	0.00	17,826.82
GJ	GL	001892	07-06	SE07-2	2/6/2006	ADV REC/LEASE	0.00	0.00	16,430.80
GJ	GL	001918	08-06	SE08-2	3/6/2006	ADV REC/LEASE	0.00	0.00	16,058.57
GJ	GL	001949	09-06	SE09-2	4/8/2006	ADV REC/LEASE	0.00	0.00	12,985.99
GJ	GL	001979	10-06	SE10-2	5/5/2006	ADV REC/LEASE	0.00	0.00	14,076.75
GJ	GL	002009	11-06	SE11-2	6/5/2006	AD REC/LEASE	0.00	0.00	12,934.40
GJ	GL	002043	12-06	SE12-2	7/10/2006	AD REC/LEASE	0.00	0.00	13,847.56
Acct 420910 Total					0.00	0.00	179,267.37	179,267.37	

Acct:	420920	SHOPPING CHANNEL REVENUE	Sub: 30	JULY REVENUE SUMMARY	Cable				
GJ	GL	001684	01-06	CR01	7/28/2005	AUGUST CASH RECEIPTS	0.00	0.00	4,798.00
GJ	GL	001723	02-06	CR02	9/1/2005	SEPTEMBER CASH RECEIPTS	0.00	0.00	4,713.25
GJ	GL	001755	03-06	CR03	9/30/2005	OCTOBER CASH RECEIPTS	0.00	0.00	4,604.69
GJ	GL	001781	04-06	CR04	10/30/2005	NOVEMBER REVENUE SUMMARY	0.00	0.00	5,610.76
GJ	GL	001813	05-06	CR05	12/1/2005	DECEMBER CASH RECEIPTS	0.00	0.00	4,454.60
GJ	GL	001847	06-06	CR06	1/3/2006	JANUARY CASH RECEIPTS	0.00	0.00	7,734.51
GJ	GL	001875	07-06	CR07	1/31/2006	FEBRUARY CASH RECEIPTS	0.00	0.00	9,032.30
GJ	GL	001905	08-06	CR08	3/1/2006	MARCH CASH RECEIPTS	0.00	0.00	8,341.86
GJ	GL	001941	09-06	CR09	3/24/2006	APRIL REVENUE SUMMARY	0.00	0.00	5,007.62
GJ	GL	001977	10-06	RS10	4/27/2006	MAY REVENUE SUMMARY	0.00	0.00	4,414.34
GJ	GL	001995	11-06	RS11	5/12/2006	JUNE REVENUE SUMMARY	0.00	0.00	6,079.50
GJ	GL	002025	12-06	RS12	7/2/2006	JUNE REVENUE SUMMARY	0.00	0.00	13,422.16
Acct 420920 Total					0.00	0.00	78,213.59	78,213.59	

Acct: 420950 DIGITAL MUSIC REVENUE Sub: 30

Cable

Date: Tuesday, December 05, 2006
 Time: 01:55PM
 User: staylor

Frankfort Plant Board
Detail General Ledger - Standard

Page: 152 of 318
 Report: 01620.rpt
 Company: 00001

Periods: 01-06 Through 12-06 As of: 12/3/2006 Ledger ID: 00001

Jrnl	Tran	Bat	Per	Reference	Tran	Tran	Beginning	Debit	Credit	Ending
Type	Type	Nbr	Ent	Nbr	Date	Description	Balance	Amount	Amount	Balance
GJ	GL	001696	01-06	CB01	8/2/2005	JULY CABLE BILLING		0.00	576.78	
GJ	GL	001731	02-06	CB02	9/7/2005	AUGUST CABLE BILLING		0.00	552.87	
GJ	GL	001767	03-06	CB03	10/15/2005	SEPTEMBER CABLE BILLING		0.00	539.97	
GJ	GL	001785	04-06	CB04	11/2/2005	OCTOBER CABLE BILLING		0.00	536.00	
GJ	GL	001819	05-06	CB05	12/3/2005	NOVEMBER CABLE BILLING		0.00	532.00	
GJ	GL	001858	06-06	CB06	1/6/2006	DECEMBER CABLE BILLING		0.00	531.00	
GJ	GL	001881	07-06	CB07	2/1/2006	JANUARY CABLE BILLING		0.00	499.80	
GJ	GL	001914	08-06	CB08	3/2/2006	FEBRUARY CABLE BILLING		0.00	492.00	
GJ	GL	001956	09-06	CB09	4/9/2006	MARCH CABLE BILLING		0.00	489.58	
GJ	GL	001981	10-06	CB10	4/27/2006	APRIL CABLE BILLING		0.00	481.83	
GJ	GL	002002	11-06	CB11	5/12/2006	MAY CABLE BILLING		0.00	477.00	
GJ	GL	002031	12-06	CB12	7/2/2006	JUNE CABLE BILLING		0.00	477.00	
Acct 420950 Total							0.00	0.00	6,185.83	6,185.83

EQUIPMENT SALES

Acct:	Sub:	30	Description	Beginning	Debit	Credit	Ending
				Balance	Amount	Amount	Balance
GJ	GL	001684	7/28/2005		0.00	420.67	
GJ	LS	001717	8/17/2005		420.67	0.00	
GJ	GL	001723	9/1/2005		0.00	435.07	
GJ	LS	001740	9/12/2005		435.07	0.00	
GJ	GL	001755	9/30/2005		0.00	207.69	
GJ	LS	001775	10/19/2005		207.69	0.00	
GJ	GL	001781	10/30/2005		0.00	220.80	
GJ	LS	001805	11/10/2005		220.80	0.00	
GJ	GL	001813	12/1/2005		0.00	235.20	
GJ	LS	001837	12/13/2005		235.20	0.00	
GJ	GL	001847	1/3/2006		0.00	55.20	
GJ	LS	001865	1/10/2006		55.20	0.00	
GJ	GL	001875	1/31/2006		0.00	497.20	
GJ	LS	001894	2/6/2006		497.20	0.00	
GJ	GL	001905	3/1/2006		0.00	444.80	
GJ	LS	001927	3/7/2006		444.80	0.00	
AP	VO	045607	2/10/2006		31.80	0.00	
GJ	GL	001941	3/24/2006		0.00	572.20	
GJ	LS	001960	4/1/2006		572.20	0.00	
AP	VO	046047	3/9/2006		31.80	0.00	
GJ	GL	001977	4/27/2006		0.00	600.00	
GJ	LS	001989	5/10/2006		600.00	0.00	
GJ	GL	001995	5/12/2006		0.00	239.20	

Date: Tuesday, December 05, 2006
 Time: 01:55PM
 User: staylor

Frankfort Plant Board
Detail General Ledger - Standard
 Periods: 01-06 Through 12-06 As of: 12/31/2006 Ledger ID: 00001

Jrnl	Tran	Bat	Per	Ent	Reference	Tran	Tran	Beginning	Debit	Credit	Ending
Type	Type	Nbr			Nbr	Date	Description	Balance	Amount	Amount	Balance
GJ	LS	002013	11-06		42096	6/5/2006	S:EQP SALES		239.20	0.00	144.80
GJ	GL	002025	12-06		RS12	7/2/2006	JUNE REVENUE SUMMARY		0.00	0.00	0.00
GJ	LS	002054	12-06		42096	7/14/2006	S:EQP SALES		144.80		0.00
Acct 420960 Total									4,072.83	4,072.83	0.00

Acct:	420970	CHANNEL 10 REVENUE	Sub:	30	Cable
GJ	GL	001684	7/28/2005	JULY REVENUE SUMMARY	0.00
GJ	GL	001723	9/1/2005	AUGUST CASH RECEIPTS	0.00
GJ	GL	001781	10/30/2005	OCTOBER CASH RECEIPTS	0.00
GJ	GL	001813	12/1/2005	NOVEMBER REVENUE SUMMARY	0.00
GJ	GL	001847	1/3/2006	DECEMBER CASH RECEIPTS	0.00
GJ	GL	001875	1/31/2006	JANUARY CASH RECEIPTS	0.00
GJ	GL	001905	3/1/2006	FEBRUARY CASH RECEIPTS	0.00
GJ	GL	001941	3/24/2006	MARCH CASH RECEIPTS	0.00
GJ	GL	001977	4/27/2006	APRIL REVENUE SUMMARY	0.00
GJ	GL	001995	5/12/2006	MAY REVENUE SUMMARY	0.00
GJ	GL	002025	7/2/2006	JUNE REVENUE SUMMARY	0.00
Acct 420970 Total					5,341.00

Acct:	420990	DARK FIBER REVENUE	Sub:	30	Cable
GJ	GL	001684	7/28/2005	JULY REVENUE SUMMARY	0.00
GJ	GL	001723	9/1/2005	AUGUST CASH RECEIPTS	0.00
GJ	GL	001765	10/12/2005	ACC SEPT INFO SYS DARK FIBER	0.00
GJ	GL	001788	11/3/2005	REV ACC DEPTOFINFOSYS DARK FIB	46,064.89
GJ	GL	001813	12/1/2005	NOVEMBER REVENUE SUMMARY	0.00
GJ	GL	001847	1/3/2006	DECEMBER CASH RECEIPTS	0.00
GJ	GL	001875	1/31/2006	JANUARY CASH RECEIPTS	0.00
GJ	GL	001905	3/1/2006	FEBRUARY CASH RECEIPTS	0.00
GJ	GL	001938	3/30/2006	APPLY IN LIEU OF DARK FIBER	0.00
GJ	GL	001977	4/27/2006	APRIL REVENUE SUMMARY	0.00
GJ	GL	001995	5/12/2006	MAY REVENUE SUMMARY	0.00
GJ	GL	002025	7/2/2006	JUNE REVENUE SUMMARY	0.00
Acct 420990 Total					46,064.89

Acct:	421100	MISCELLANEOUS INCOME	Sub:	10	Electric
GJ	GL	001711	8/16/2005	JULY ADJUSTMENTS	0.00
GJ	LD	001717	8/17/2005	D.ALLOCATION FACTOR	0.00
GJ	GL	001738	9/12/2005	TO ADJ A/R RETURNED CKS TO ACT	566.24
Acct 421100 Total					566.24

711,752.25

Date: Tuesday, December 05, 2006
 Time: 01:55PM
 User: staylor

Frankfort Plant Board
Detail General Ledger - Standard
 Periods: 01-06 Through 12-06 As of: 12/3/2006 Ledger ID: 00001

Page: 154 of 318
 Report: 01620.rpt
 Company: 00001

Jrnl	Tran	Bat	Per	Ent	Reference	Tran	Tran	Description	Beginning	Debit	Credit	Ending
Type	Type	Nbr	Nbr	Nbr	Nbr	Date	Date		Balance	Amount	Amount	Balance
GJ	LD	001740	02-06	4211		9/12/2005	9/12/2005	D:ALLOCATION FACTOR	0.00	0.00	6,917.78	
GJ	GL	001773	03-06	ARP03		10/19/2005	10/19/2005	SEPTEMBER PENALTIES & ADJSMNTS	0.00	0.00	1,100.00	
GJ	LD	001775	03-06	4211		10/19/2005	10/19/2005	D:ALLOCATION FACTOR	0.00	0.00	16,311.10	
GJ	GL	001783	04-06	OCS04		10/30/2005	10/30/2005	OCTOBER OTHER CHARGE SALES	0.00	0.00	1,150.50	
GJ	LD	001805	04-06	4211		11/10/2005	11/10/2005	D:ALLOCATION FACTOR	0.00	0.00	9,899.90	
GJ	GL	001814	05-06	OCS05		12/1/2005	12/1/2005	NOVEMBER CHARGE SALES	0.00	0.00	537.00	
GJ	LD	001837	05-06	4211		12/13/2005	12/13/2005	D:ALLOCATION FACTOR	0.00	0.00	7,098.07	
GJ	GL	001863	06-06	ARP06		1/9/2006	1/9/2006	AR PENALTY&ADJ/CONN FEES	0.00	0.00	150.00	
GJ	LD	001865	06-06	4211		1/10/2006	1/10/2006	D:ALLOCATION FACTOR	0.00	0.00	14,513.05	
GJ	GL	001885	07-06	ARP07		2/3/2006	2/3/2006	JANUARY PENALTIES & ADJ	0.00	0.00	575.00	
GJ	LD	001894	07-06	4211		2/6/2006	2/6/2006	D:ALLOCATION FACTOR	0.00	0.00	17,877.92	
GJ	GL	001905	08-06	RS08		3/1/2006	3/1/2006	FEBRUARY CASH RECEIPTS	0.00	0.00	84,200.00	
GJ	LD	001927	08-06	4211		3/7/2006	3/7/2006	D:ALLOCATION FACTOR	0.00	0.00	14,268.09	
GJ	GL	001941	09-06	CR09		3/24/2006	3/24/2006	MARCH CASH RECEIPTS	0.00	0.00	10,740.00	
GJ	LD	001960	09-06	4211		4/11/2006	4/11/2006	D:ALLOCATION FACTOR	0.00	0.00	20,132.23	
GJ	GL	001986	10-06	ARP10		5/10/2006	5/10/2006	AR PENALTY&ADJUSTMENTS	0.00	0.00	910.00	
GJ	LD	001989	10-06	4211		5/10/2006	5/10/2006	D:ALLOCATION FACTOR	0.00	0.00	8,968.10	
GJ	GL	001995	11-06	RS11		5/12/2006	5/12/2006	MAY REVENUE SUMMARY	0.00	0.00	7,588.78	
GJ	LD	002013	11-06	4211		6/5/2006	6/5/2006	D:ALLOCATION FACTOR	0.00	0.00	8,884.08	
GJ	GL	002024	12-06	CS12		6/30/2006	6/30/2006	JUNE CHARGE SALES	0.00	0.00	985.00	
GJ	LD	002054	12-06	4211		7/14/2006	7/14/2006	D:ALLOCATION FACTOR	0.00	0.00	19,150.34	
Acct: 421100 MISCELLANEOUS INCOME												
Sub: 20												
GJ	GL	001684	01-06	CR01		7/28/2005	7/28/2005	JULY REVENUE SUMMARY	0.00	0.00	6,755.00	
GJ	LD	001717	01-06	4211		8/17/2005	8/17/2005	D:ALLOCATION FACTOR	0.00	0.00	3,201.72	
AP	VO	041617	01-06	048006		7/5/2005	7/5/2005	Summary Release	400.00	0.00	0.00	
GJ	GL	001725	02-06	OCS02		9/1/2005	9/1/2005	AUGUST CHARGE SALES	566.24	0.00	7,760.50	
GJ	LD	001740	02-06	4211		9/12/2005	9/12/2005	D:ALLOCATION FACTOR	0.00	0.00	6,531.22	
GJ	GL	001755	03-06	CR03		9/30/2005	9/30/2005	SEPTEMBER CASH RECEIPTS	0.00	0.00	9,675.00	
GJ	LD	001775	03-06	4211		10/19/2005	10/19/2005	D:ALLOCATION FACTOR	0.00	0.00	15,399.65	
AP	VO	043040	03-06	049714		9/26/2005	9/26/2005	Summary Release	400.00	0.00	0.00	
GJ	GL	001781	04-06	CR04		10/30/2005	10/30/2005	OCTOBER CASH RECEIPTS	0.00	0.00	5,455.00	
GJ	LD	001805	04-06	4211		11/10/2005	11/10/2005	D:ALLOCATION FACTOR	0.00	0.00	9,346.70	
GJ	GL	001813	05-06	CR05		12/1/2005	12/1/2005	NOVEMBER REVENUE SUMMARY	0.00	0.00	6,115.00	
GJ	LD	001837	05-06	4211		12/13/2005	12/13/2005	D:ALLOCATION FACTOR	0.00	0.00	6,701.43	
GJ	GL	001847	06-06	CR06		1/3/2006	1/3/2006	DECEMBER CASH RECEIPTS	50.00	0.00	5,355.00	
GJ	LD	001865	06-06	4211		1/10/2006	1/10/2006	D:ALLOCATION FACTOR	0.00	0.00	13,702.07	
AP	VO	044304	06-06	051203		12/2/2005	12/2/2005	Summary Release	315.00	0.00	0.00	
GJ	GL	001876	07-06	CS07		1/31/2006	1/31/2006	JANUARY CHARGE SALES	0.00	0.00	2,515.00	

Date: Tuesday, December 05, 2006
 Time: 01:55PM
 User: staylor

Frankfort Plant Board
Detail General Ledger - Standard
 Periods: 01-06 Through 12-06 As of: 12/31/2006 Ledger ID: 00001

Page: 155 of 318
 Report: 01620.rpt
 Company: 00001

Jrnl	Tran	Bat	Per	Reference	Tran	Description	Beginning Balance	Debit Amount	Credit Amount	Ending Balance
Type	Type	Nbr	Ent	Nbr	Date					
GJ	LD	001894	07-06	4211	2/6/2006	D:ALLOCATION FACTOR		0.00	16,878.91	
AP	VO	045299	07-06	052322	1/26/2006	Summary Release		260.00	0.00	
GJ	GL	001905	08-06	RS08	3/1/2006	FEBRUARY CASH RECEIPTS		0.00	1,905.00	
GJ	LD	001927	08-06	4211	3/7/2006	D:ALLOCATION FACTOR		0.00	13,470.79	
AP	VO	045815	08-06	052864	2/24/2006	Summary Release		575.00	0.00	
GJ	GL	001941	09-06	CR09	3/24/2006	MARCH CASH RECEIPTS		0.00	7,195.00	
GJ	LD	001960	09-06	4211	4/1/2006	D:ALLOCATION FACTOR		0.00	19,007.25	
AP	VO	046381	09-06	053579	3/29/2006	Summary Release		815.00	0.00	
GJ	GL	001977	10-06	RS10	4/27/2006	APRIL REVENUE SUMMARY		0.00	13,910.00	
GJ	LD	001989	10-06	4211	5/10/2006	D:ALLOCATION FACTOR		0.00	8,466.96	
GJ	GL	001995	11-06	RS11	5/12/2006	MAY REVENUE SUMMARY		0.00	4,420.00	
GJ	LD	002013	11-06	4211	6/5/2006	D:ALLOCATION FACTOR		0.00	8,387.64	
GJ	GL	002025	12-06	RS12	7/2/2006	JUNE REVENUE SUMMARY		0.00	5,700.00	
GJ	LD	002054	12-06	4211	7/14/2006	D:ALLOCATION FACTOR		0.00	18,080.23	
Sub: 30										
Acct: 421100	MISCELLANEOUS INCOME									
GJ	GL	001702	01-06	JE01-1	8/8/2005	TO ADJUST CABLE REVENUE		70.00	410.00	
GJ	LD	001717	01-06	4211	8/17/2005	D:ALLOCATION FACTOR		0.00	1,646.18	
GJ	GL	001738	02-06	JE02	9/12/2005	TO ADJ A/R RETURNED CKS TO ACT		566.25	2,238.00	
GJ	LD	001740	02-06	4211	9/12/2005	D:ALLOCATION FACTOR		0.00	3,358.05	
GJ	GL	001767	03-06	CB03	10/15/2005	SEPTEMBER CABLE BILLING		0.00	1,774.08	
GJ	LD	001775	03-06	4211	10/19/2005	D:ALLOCATION FACTOR		0.00	7,917.78	
GJ	GL	001802	04-06	ARP05	11/10/2005	OCTOBER PENALTIES & ADJ		0.00	5,381.63	
GJ	LD	001805	04-06	4211	11/10/2005	D:ALLOCATION FACTOR		0.00	4,806.64	
GJ	GL	001819	05-06	CB05	12/3/2005	NOVEMBER CABLE BILLING		2,273.52	890.54	
GJ	LD	001837	05-06	4211	12/13/2005	D:ALLOCATION FACTOR		0.00	3,445.57	
GJ	GL	001863	06-06	ARP06	1/9/2006	AR PENALTY&ADJ/EQUIP		0.00	1,881.00	
GJ	LD	001865	06-06	4211	1/10/2006	D:ALLOCATION FACTOR		0.00	7,044.97	
GJ	GL	001885	07-06	ARP07	2/3/2006	JANUARY PENALTIES & ADJ		0.00	4,815.00	
GJ	LD	001894	07-06	4211	2/6/2006	D:ALLOCATION FACTOR		0.00	8,678.34	
GJ	GL	001904	08-06	JE08-1	3/1/2006	VENDORS COMP STATE EXCISE TAX		0.00	2,698.34	
GJ	LD	001927	08-06	4211	3/7/2006	D:ALLOCATION FACTOR		0.00	6,926.05	
GJ	GL	001939	09-06	SE09-1	3/30/2006	COMM ON EXCISE TX		817.50	1,697.32	
GJ	LD	001960	09-06	4211	4/1/2006	D:ALLOCATION FACTOR		0.00	9,772.65	
AP	VO	046047	09-06	053194	3/9/2006	Summary Release		-7.90	0.00	
GJ	GL	001967	10-06	SE10-1	4/27/2006	COMM ON EXCISE TAX		0.00	5,112.28	
GJ	LD	001989	10-06	4211	5/10/2006	D:ALLOCATION FACTOR		0.00	4,353.32	
GJ	GL	001998	11-06	SE11-1	6/1/2006	COMMISSION ON EXCISE TX		0.00	6,121.04	
GJ	LD	002013	11-06	4211	6/5/2006	D:ALLOCATION FACTOR		0.00	4,312.53	

Date: Tuesday, December 05, 2006
 Time: 01:55PM
 User: staylor

Frankfort Plant Board
Detail General Ledger - Standard
 Periods: 01-06 Through 12-06 As of: 12/31/2006 Ledger ID: 00001

Page: 157 of 318
 Report: 01620.rpt
 Company: 00001

Acct:	Jrnl	Tran	Bat	Per	Ent	Reference	Tran	Tran	Description	Beginning Balance	Debit Amount	Credit Amount	Ending Balance	
	Type	Type	Nbr			Nbr	Date							
Acct: 421300	LD	001960	09-06	2521			4/11/2006		D:ALLOCATION FACTOR	0.00	0.00	9,009.45		
	LD	001989	10-06	2521			5/10/2006		D:ALLOCATION FACTOR	0.00	0.00	13,678.67		
	LD	002013	11-06	2521			6/5/2006		D:ALLOCATION FACTOR	0.00	0.00	8,654.46		
	LD	002054	12-06	2521			7/14/2006		D:ALLOCATION FACTOR	0.00	0.00	54.37		
	Sub: 20													
	LD	001717	01-06	2522			8/17/2005		D:ALLOCATION FACTOR	0.00	0.00	48,154.17		
	LD	001740	02-06	2522			9/12/2005		D:ALLOCATION FACTOR	0.00	0.00	22,675.44		
	LD	001775	03-06	2522			10/19/2005		D:ALLOCATION FACTOR	0.00	0.00	3,859.20		
	LD	001805	04-06	2522			11/10/2005		D:ALLOCATION FACTOR	0.00	0.00	36,721.82		
	LD	001837	05-06	2522			12/13/2005		D:ALLOCATION FACTOR	0.00	0.00	0.00		
Acct: 421300	LD	001865	06-06	2522			1/10/2006		D:ALLOCATION FACTOR	0.00	0.00	37,303.50		
	LD	001894	07-06	2522			2/6/2006		D:ALLOCATION FACTOR	0.00	0.00	20,324.18		
	LD	001927	08-06	2522			3/7/2006		D:ALLOCATION FACTOR	0.00	0.00	10,743.46		
	LD	001960	09-06	2522			4/11/2006		D:ALLOCATION FACTOR	0.00	0.00	0.00		
	LD	001989	10-06	2522			5/10/2006		D:ALLOCATION FACTOR	0.00	0.00	12,767.33		
	LD	002013	11-06	2522			6/5/2006		D:ALLOCATION FACTOR	0.00	0.00	28,150.35		
	LD	002054	12-06	2522			7/14/2006		D:ALLOCATION FACTOR	0.00	0.00	169,826.04		
	Sub: 30													
	LD	001717	01-06	252300			8/17/2005		D:ALLOCATION FACTOR	0.00	0.00	0.00		
	LD	001740	02-06	252300			9/12/2005		D:ALLOCATION FACTOR	0.00	0.00	183.34		
LD	001775	03-06	252300			10/19/2005		D:ALLOCATION FACTOR	0.00	0.00	6,155.15			
LD	001805	04-06	252300			11/10/2005		D:ALLOCATION FACTOR	0.00	0.00	1,354.60			
LD	001837	05-06	252300			12/13/2005		D:ALLOCATION FACTOR	0.00	0.00	956.51			
Acct: 440100	LD	001894	07-06	252300			2/6/2006		D:ALLOCATION FACTOR	0.00	0.00	0.00		
	LD	001927	08-06	252300			3/7/2006		D:ALLOCATION FACTOR	0.00	0.00	0.00		
	LD	001960	09-06	252300			4/11/2006		D:ALLOCATION FACTOR	0.00	0.00	6,881.00		
	LD	002054	10-06	252300			7/14/2006		D:ALLOCATION FACTOR	0.00	0.00	0.00		
	LD	002054	12-06	252300			7/14/2006		D:ALLOCATION FACTOR	0.00	0.00	0.00		
	Acct 421300 Total													
											0.00	19,315.75	611,457.58	592,141.83
	Acct: 440100 RESIDENTIAL ELECTRIC													
	GL	001710	01-06	JE01-1				8/16/2005	10	TO REVERSE PREV MO ADJ		9,771.21	1,247,051.03	
	GL	001728	02-06	EWB02				9/2/2005		AUGUST UTILITY BILLING		16,350.96	1,283,628.95	
GL	001771	03-06	EWB03				10/18/2005		SEPTEMBER EWS BILLING		11,045.61	1,316,130.75		
GL	001803	04-06	JE04-4				11/10/2005		OCTOBER ADJ FROM CUST SVC		30,188.07	1,025,884.75		
GL	001832	05-06	JE05-4				12/12/2005		NOVEMBER ADJ		61,258.11	963,405.64		

Date: Tuesday, December 05, 2006
 Time: 01:55PM
 User: staylor

Frankfort Plant Board
 Detail General Ledger - Standard
 Periods: 01-06 Through 12-06 As of: 12/31/2006 Ledger ID: 00001

Page: 158 of 318
 Report: 01620.rpt
 Company: 00001

Jrnl	Tran	Bat	Per	Reference	Tran	Description	Beginning Balance	Debit Amount	Credit Amount	Ending Balance
Type	Type	Nbr	Ent	Nbr	Date					
GJ	GL	001854	06-06	JE06-3	1/5/2006	TO REVERSE ADJ MADE IN NOV		61,382.97	1,029,499.41	
GJ	GL	001891	07-06	JE07-4	2/3/2006	JANUARY ADJ FROM CUST SVC		17,047.61	1,239,062.80	
GJ	GL	001912	08-06	JE08-1	3/3/2006	REV ADJ MADE IN JAN		49,905.71	946,683.45	
GJ	GL	001954	09-06	EWB09	4/9/2006	MARCH ELEC, WATER, SEWER BILL		11,430.44	1,010,960.08	
GJ	GL	001983	10-06	EWB10	4/27/2006	APRIL ELEC, WATER, SEW BILLING		3,427.44	917,034.50	
GJ	GL	002004	11-06	EWB11	5/12/2006	MAY EWS BILLING		13,809.88	744,520.22	
GJ	GL	002051	12-06	UB&BDACC	7/6/2006	YEAR END ADJ FOR UNB & BD		11,973.99	894,219.10	
Acct: 440100 Total							0.00	297,592.00	12,618,080.68	12,320,488.68

Acct:	442100	COMMERCIAL 1 PHASE ELECTRIC	Sub:	10	JULY EWS BILLING	Electric	190.35	492,646.67		
GJ	GL	001708	01-06	EWB01	8/16/2005	AUGUST UTILITY BILLING	5,646.26	514,940.68		
GJ	GL	001728	02-06	EWB02	9/2/2005	SEPTEMBER EWS BILLING	22,111.03	498,840.95		
GJ	GL	001771	03-06	EWB03	10/18/2005	OCTOBER ADJ FROM CUST SVC	36,777.04	481,460.18		
GJ	GL	001803	04-06	JE04-4	11/10/2005	TO REVERSE JE04-4	40,832.42	421,548.72		
GJ	GL	001816	05-06	JE05-2	12/1/2005	TO REV ADJ FROM NOV	42,198.33	394,109.51		
GJ	GL	001861	06-06	JE06-2	1/9/2006	JANUARY EWS BILLING	0.00	444,558.50		
GJ	GL	001883	07-06	EWB07	2/2/2006	FEBRUARY ELEC AND WAT BILLING	1,581.98	351,197.30		
GJ	GL	001921	08-06	EWB08	3/2/2006	MARCH ELEC, WATER, SEWER BILL	2,590.66	393,952.33		
GJ	GL	001954	09-06	EWB09	4/9/2006	REC ELECT ADJ FOR A1PALLET	49,700.34	462,405.12		
GJ	GL	001987	10-06	JE10-2	5/10/2006	REV APRIL ADJ	85,573.41	410,749.45		
GJ	GL	001999	11-06	JE11-1	6/1/2006	YEAR END ADJ FOR UNB & BD	1,078.73	409,929.15		
GJ	GL	002051	12-06	UB&BDACC	7/6/2006					
Acct: 442100 Total							0.00	288,280.55	5,276,338.56	4,988,058.01

Acct:	442400	LARGE POWER ELECTRIC	Sub:	10	JULY EWS BILLING	Electric	0.00	1,731,073.91		
GJ	GL	001708	01-06	EWB01	8/16/2005	MONTAPLAST DEC&JAN BILL LP REV	0.00	1,938,694.41		
GJ	GL	001734	02-06	JE02-1	9/7/2005	SEPTEMBER EWS BILLING	0.00	2,107,636.66		
GJ	GL	001771	03-06	EWB03	10/18/2005	OCTOBER EWS BILLING	733.58	2,122,669.70		
GJ	GL	001798	04-06	EWB04	11/7/2005	REC ADJ DUE TO ERR DURING BILL	310,079.62	1,704,918.87		
GJ	GL	001835	05-06	JE05-1	12/1/2005	TO REV ADJ FROM NOV	90,297.90	1,584,529.13		
GJ	GL	001861	06-06	JE06-2	1/9/2006	JANUARY EWS BILLING	0.00	1,482,969.80		
GJ	GL	001883	07-06	EWB07	2/2/2006	FEBRUARY CASH RECEIPTS	0.00	1,914,742.74		
GJ	GL	001905	08-06	RS08	3/1/2006	RECLASS LPREV SB SCH TX	16,942.04	1,565,144.17		
GJ	GL	001938	09-06	JE09-1	3/30/2006	APRIL ELEC, WATER, SEW BILLING	1.74	1,678,209.60		
GJ	GL	001983	10-06	EWB10	4/27/2006	MAY EWS BILLING	19,431.59	1,751,114.47		
GJ	GL	002004	11-06	EWB11	5/12/2006	YEAR END ADJ FOR UNB & BD	285.09	1,818,647.36		
GJ	GL	002051	12-06	UB&BDACC	7/6/2006					
Acct: 442400 Total							0.00	437,771.56	21,400,350.82	20,962,579.26

Date: Tuesday, December 05, 2006
 Time: 01:55PM
 User: staylor

Frankfort Plant Board
Detail General Ledger - Standard
 Periods: 01-06 Through 12-06 As of: 12/3/2006 Ledger ID: 00001

Jrnl	Tran	Bat	Per	Reference	Tran	Description	Beginning Balance	Debit Amount	Credit Amount	Ending Balance
Type	Type	Nbr	Ent	Nbr	Date					
GJ	GL	001921	08-06	EWB08	3/2/2006	FEBRUARY ELEC AND WAT BILLING	0.00	0.00	16,038.80	
GJ	GL	001954	09-06	EWB09	4/9/2006	MARCH ELEC, WATER, SEWER BILL	0.00	0.00	18,203.64	
GJ	GL	001983	10-06	EWB10	4/27/2006	APRIL ELEC, WATER, SEW BILLING	0.00	0.00	17,329.68	
GJ	GL	002004	11-06	EWB11	5/12/2006	MAY EWS BILLING	0.00	0.00	17,812.86	
GJ	GL	002051	12-06	UB&BDACC	7/6/2006	YEAR END ADJ FOR UNB & BD	0.00	0.00	18,791.80	
Acct 448100 Total							0.00	0.00	233,375.24	233,375.24

Acct: 448200 ELECTRIC USED BY WATER DEPARTM										
Jrnl	Tran	Bat	Per	Reference	Tran	Description	Beginning Balance	Debit Amount	Credit Amount	Ending Balance
Type	Type	Nbr	Ent	Nbr	Date					
GJ	GL	001708	01-06	EWB01	8/16/2005	JULY EWS BILLING	0.00	0.00	4,158.51	
GJ	GL	001728	02-06	EWB02	9/2/2005	AUGUST UTILITY BILLING	0.00	0.00	2,875.65	
GJ	GL	001771	03-06	EWB03	10/18/2005	SEPTEMBER EWS BILLING	0.00	0.00	3,137.96	
GJ	GL	001798	04-06	EWB04	11/7/2005	OCTOBER EWS BILLING	0.00	0.00	2,608.25	
GJ	GL	001826	05-06	EWB05	12/6/2005	NOVEMBER EWS BILLING	0.00	0.00	2,117.08	
GJ	GL	001852	06-06	EWB06	1/5/2006	DECEMBER ELEC & WATER BILLING	0.00	0.00	24,091.48	
GJ	GL	001883	07-06	EWB07	2/2/2006	JANUARY EWS BILLING	0.00	0.00	31,034.76	
GJ	GL	001921	08-06	EWB08	3/2/2006	FEBRUARY ELEC AND WAT BILLING	0.00	0.00	25,566.75	
GJ	GL	001954	09-06	EWB09	4/9/2006	MARCH ELEC, WATER, SEWER BILL	0.00	0.00	28,326.22	
GJ	GL	001983	10-06	EWB10	4/27/2006	APRIL ELEC, WATER, SEW BILLING	0.00	0.00	29,768.21	
GJ	GL	002004	11-06	EWB11	5/12/2006	MAY EWS BILLING	0.00	0.00	26,889.92	
GJ	GL	002051	12-06	UB&BDACC	7/6/2006	YEAR END ADJ FOR UNB & BD	0.00	0.00	30,265.99	
Acct 448200 Total							0.00	0.00	210,840.78	210,840.78

Acct: 449100 ELECTRIC SECURITY LIGHTS										
Jrnl	Tran	Bat	Per	Reference	Tran	Description	Beginning Balance	Debit Amount	Credit Amount	Ending Balance
Type	Type	Nbr	Ent	Nbr	Date					
GJ	GL	001708	01-06	EWB01	8/16/2005	JULY EWS BILLING	0.00	0.00	7,825.00	
GJ	GL	001728	02-06	EWB02	9/2/2005	AUGUST UTILITY BILLING	0.00	0.00	8,097.44	
GJ	GL	001771	03-06	EWB03	10/18/2005	SEPTEMBER EWS BILLING	0.00	0.00	8,103.69	
GJ	GL	001798	04-06	EWB04	11/7/2005	OCTOBER EWS BILLING	17.25	0.00	8,007.44	
GJ	GL	001826	05-06	EWB05	12/6/2005	NOVEMBER EWS BILLING	0.00	0.00	8,005.51	
GJ	GL	001852	06-06	EWB06	1/5/2006	DECEMBER ELEC & WATER BILLING	0.00	0.00	8,272.50	
GJ	GL	001883	07-06	EWB07	2/2/2006	JANUARY EWS BILLING	0.00	0.00	14,059.56	
GJ	GL	001924	08-06	JE08-1	3/2/2006	TO REC SL USAGE NOT ON UTIL BL	61.71	0.00	8,191.11	
GJ	GL	001954	09-06	EWB09	4/9/2006	MARCH ELEC, WATER, SEWER BILL	23.00	0.00	8,324.21	
GJ	GL	001983	10-06	EWB10	4/27/2006	APRIL ELEC, WATER, SEW BILLING	16.90	0.00	8,280.56	
GJ	GL	002004	11-06	EWB11	5/12/2006	MAY EWS BILLING	24.79	0.00	8,434.12	
GJ	GL	002051	12-06	UB&BDACC	7/6/2006	YEAR END ADJ FOR UNB & BD	0.00	0.00	8,619.95	
Acct 449100 Total							0.00	143.65	104,221.09	104,077.44

Acct: 450100 ELECTRIC COLLECTION CHARGES										
Jrnl	Tran	Bat	Per	Reference	Tran	Description	Beginning Balance	Debit Amount	Credit Amount	Ending Balance
Type	Type	Nbr	Ent	Nbr	Date					
GJ	GL	001711	01-06	ARP01	8/16/2005	JULY ADJUSTMENTS	0.00	0.00	11,918.61	
Acct 450100 Total							0.00	0.00	11,918.61	11,918.61

Date: Tuesday, December 05, 2006
 Time: 01:55PM
 User: staylor

Frankfort Plant Board
Detail General Ledger - Standard

Periods: 01-06 Through 12-06 As of: 12/3/2006 Ledger ID: 00001

Jrnl	Tran	Bat	Per	Reference	Tran	Description	Beginning Balance	Debit Amount	Credit Amount	Ending Balance
Type	Type	Nbr	Ent	Nbr	Date					
GJ	GL	002004	11-06	EWB11	5/12/2006	MAY EWS BILLING		2,177.59	185,709.54	
GJ	GL	002051	12-06	UB&BDACC	7/6/2006	YEAR END ADJ FOR UNB & BD		20,612.43	192,745.54	
Acct: 461100 Total							0.00	99,200.61	2,037,537.17	1,938,336.56

Acct:	461200	RESIDENTIAL COUNTY WATER	Sub: 20			Water				
GJ	GL	001710	01-06	JE01-1	8/16/2005	TO REVERSE PREV MO ADJ	16,529.55	143,178.23		
GJ	GL	001728	02-06	EWB02	9/2/2005	AUGUST UTILITY BILLING	4,800.98	115,847.64		
GJ	GL	001771	03-06	EWB03	10/18/2005	SEPTEMBER EWS BILLING	1,501.77	114,743.87		
GJ	GL	001798	04-06	EWB04	11/7/2005	OCTOBER EWS BILLING	978.21	103,498.04		
GJ	GL	001833	05-06	JE05-3A	12/12/2005	REC ADJ OCT BILLDIFF ACT&BUD	1,423.16	92,826.12		
GJ	GL	001852	06-06	EWB06	1/5/2006	DECEMBER ELEC & WATER BILLING	1,377.09	77,838.99		
GJ	GL	001883	07-06	EWB07	2/2/2006	JANUARY EWS BILLING	2,285.36	92,753.53		
GJ	GL	001921	08-06	EWB08	3/2/2006	FEBRUARY ELEC AND WAT BILLING	2,769.98	80,658.93		
GJ	GL	001954	09-06	EWB09	4/9/2006	MARCH ELEC, WATER, SEWER BILL	2,437.19	77,546.61		
GJ	GL	001983	10-06	EWB10	4/27/2006	APRIL ELEC, WATER, SEW BILLING	338.18	77,529.67		
GJ	GL	002004	11-06	EWB11	5/12/2006	MAY EWS BILLING	433.58	92,801.38		
GJ	GL	002051	12-06	UB&BDACC	7/6/2006	YEAR END ADJ FOR UNB & BD	544.62	110,001.84		
Acct: 461200 Total							0.00	35,419.67	1,179,224.85	1,143,805.18

Acct:	461300	COMMERCIAL CITY WATER	Sub: 20			Water				
GJ	GL	001686	01-06	OCS01	7/28/2005	JULY CHARGE SALES	54,675.61	217,076.47		
GJ	GL	001736	02-06	JE02-2	9/8/2005	KP ERROR ACCT#	54,789.00	223,997.95		
GJ	GL	001756	03-06	OCS03	9/30/2005	SEPTEMBER CHARGE SALES	104.13	170,005.86		
GJ	GL	001783	04-06	OCS04	10/30/2005	OCTOBER OTHER CHARGE SALES	1,670.82	185,983.21		
GJ	GL	001814	05-06	OCS05	12/1/2005	NOVEMBER CHARGE SALES	385.36	134,863.96		
GJ	GL	001852	06-06	EWB06	1/5/2006	DECEMBER ELEC & WATER BILLING	785.00	107,291.36		
GJ	GL	001883	07-06	EWB07	2/2/2006	JANUARY EWS BILLING	1,718.82	115,201.54		
GJ	GL	001905	08-06	RS08	3/1/2006	FEBRUARY CASH RECEIPTS	16,523.27	132,441.48		
GJ	GL	001955	09-06	JE09-2	4/9/2006	TO REV FEB MANUAL ADJ	30,999.68	138,061.60		
GJ	GL	001983	10-06	EWB10	4/27/2006	APRIL ELEC, WATER, SEW BILLING	347.83	109,888.05		
GJ	GL	001995	11-06	RS11	5/12/2006	MAY REVENUE SUMMARY	6,555.24	134,991.95		
GJ	GL	002051	12-06	UB&BDACC	7/6/2006	YEAR END ADJ FOR UNB & BD	2,539.42	161,392.30		
Acct: 461300 COMMERCIAL CITY WATER										
Sub: 30										
01-06							0.00	0.00	0.00	
02-06							10.11	10.11	10.11	
03-06							0.00	0.00	0.00	
04-06							0.00	0.00	0.00	
05-06							0.00	0.00	0.00	
Acct: 461300 COMMERCIAL CITY WATER										
Sub: 30										
01-06							0.00	0.00	0.00	
02-06							10.11	10.11	10.11	
03-06							0.00	0.00	0.00	
04-06							0.00	0.00	0.00	
05-06							0.00	0.00	0.00	

Date: Tuesday, December 05, 2006
 Time: 01:55PM
 User: staylor

Frankfort Plant Board
Detail General Ledger - Standard
 Periods: 01-06 Through 12-06 As of: 12/31/2006 Ledger ID: 00001

Page: 163 of 318
 Report: 01620.rpt
 Company: 00001

Jrnl	Tran	Bat	Per	Reference	Tran	Tran	Beginning	Debit	Credit	Ending
Type	Type	Nbr	Ent	Nbr	Date	Description	Balance	Amount	Amount	Balance
			06-06					0.00	0.00	*
			07-06					0.00	0.00	*
			08-06					0.00	0.00	*
			09-06					0.00	0.00	*
			10-06					0.00	0.00	*
			11-06					0.00	0.00	*
			12-06					0.00	0.00	*
Acct:	461300	Total					0.00	171,104.29	1,831,205.84	1,660,101.55

Acct:	461400	COMMERCIAL COUNTY WATER	Sub:	20						
GJ	GL	001708	8/16/2005	JULY EWS BILLING	Water	0.00		75,861.41		
GJ	GL	001728	9/2/2005	AUGUST UTILITY BILLING		858.34		74,355.98		
GJ	GL	001771	10/18/2005	SEPTEMBER EWS BILLING		823.55		83,855.85		
GJ	GL	001798	11/7/2005	OCTOBER EWS BILLING		60.31		77,757.29		
GJ	GL	001826	12/6/2005	NOVEMBER EWS BILLING		324.76		101,328.47		
GJ	GL	001852	1/5/2006	DECEMBER ELEC & WATER BILLING		33,613.20		63,102.55		
GJ	GL	001883	2/2/2006	JANUARY EWS BILLING		94.66		61,146.05		
GJ	GL	001921	3/2/2006	FEBRUARY ELEC AND WAT BILLING		104.42		56,425.78		
GJ	GL	001954	4/9/2006	MARCH ELEC, WATER, SEWER BILL		1,396.63		58,984.97		
GJ	GL	001983	4/27/2006	APRIL ELEC, WATER, SEW BILLING		213.01		59,834.21		
GJ	GL	002004	5/12/2006	MAY EWS BILLING		543.51		72,576.67		
GJ	GL	002051	7/6/2006	YEAR END ADJ FOR UNB & BD		70.11		78,564.16		
Acct:	461400	Total				0.00	38,102.50	863,793.39	825,690.89	

Acct:	462100	FIRE SPRINKLER SERVICE	Sub:	20						
GJ	GL	001708	8/16/2005	JULY EWS BILLING	Water	0.00		5,793.01		
GJ	GL	001728	9/2/2005	AUGUST UTILITY BILLING		0.00		5,793.01		
GJ	GL	001771	10/18/2005	SEPTEMBER EWS BILLING		0.00		5,793.01		
GJ	GL	001798	11/7/2005	OCTOBER EWS BILLING		0.00		5,829.14		
GJ	GL	001826	12/6/2005	NOVEMBER EWS BILLING		0.00		5,793.01		
GJ	GL	001852	1/5/2006	DECEMBER ELEC & WATER BILLING		0.00		5,793.01		
GJ	GL	001883	2/2/2006	JANUARY EWS BILLING		0.00		5,793.01		
GJ	GL	001921	3/2/2006	FEBRUARY ELEC AND WAT BILLING		0.00		5,829.14		
GJ	GL	001954	4/9/2006	MARCH ELEC, WATER, SEWER BILL		36.13		5,877.31		
GJ	GL	001983	4/27/2006	APRIL ELEC, WATER, SEW BILLING		0.00		6,828.77		
GJ	GL	002004	5/12/2006	MAY EWS BILLING		0.00		7,942.85		
GJ	GL	002034	7/5/2006	JUNE EWS BILLING		0.00		7,881.06		
Acct:	462100	Total				0.00	36.13	74,946.33	74,910.20	

Date: Tuesday, December 05, 2006
 Time: 01:55PM
 User: slaylor

Frankfort Plant Board
Detail General Ledger - Standard
 Periods: 01-06 Through 12-06 As of: 12/31/2006 Ledger ID: 00001

Acct:	Jrnl	Tran	Bat	Per	Reference	Tran	Description	Beginning Balance	Debit	Credit	Ending Balance
Type	Type	Nbr	Ent	Nbr		Date			Amount	Amount	
462200	GL	001708		01-06	EWB01	8/16/2005	JULY EWS BILLING		0.00	2,202.48	
GJ	GL	001728		02-06	EWB02	9/2/2005	AUGUST UTILITY BILLING		0.00	2,202.48	
GJ	GL	001771		03-06	EWB03	10/18/2005	SEPTEMBER EWS BILLING		0.00	2,202.48	
GJ	GL	001798		04-06	EWB04	11/7/2005	OCTOBER EWS BILLING		0.00	2,202.48	
GJ	GL	001826		05-06	EWB05	12/6/2005	NOVEMBER EWS BILLING		0.00	2,202.48	
GJ	GL	001852		06-06	EWB06	1/5/2006	DECEMBER ELEC & WATER BILLING		0.00	2,202.48	
GJ	GL	001883		07-06	EWB07	2/2/2006	JANUARY EWS BILLING		0.00	2,202.48	
GJ	GL	001921		08-06	EWB08	3/2/2006	FEBRUARY ELEC AND WAT BILLING		0.00	2,299.08	
GJ	GL	001954		09-06	EWB09	4/9/2006	MARCH ELEC, WATER, SEWER BILL		0.00	2,270.10	
GJ	GL	001983		10-06	EWB10	4/27/2006	APRIL ELEC, WATER, SEW BILLING		0.00	2,664.42	
GJ	GL	002004		11-06	EWB11	5/12/2006	MAY EWS BILLING		30.33	2,663.42	
GJ	GL	002034		12-06	EWS12	7/5/2006	JUNE EWS BILLING		30.33	2,663.42	
Acct:	462200						Total	0.00	30.33	27,516.86	27,486.53

Acct:	Jrnl	Tran	Bat	Per	Reference	Tran	Description	Beginning Balance	Debit	Credit	Ending Balance
Type	Type	Nbr	Ent	Nbr		Date			Amount	Amount	
463100	GL	001708		01-06	EWB01	8/16/2005	JULY EWS BILLING		0.00	6,964.86	
GJ	GL	001728		02-06	EWB02	9/2/2005	AUGUST UTILITY BILLING		0.00	6,964.86	
GJ	GL	001771		03-06	EWB03	10/18/2005	SEPTEMBER EWS BILLING		0.00	6,964.86	
GJ	GL	001798		04-06	EWB04	11/7/2005	OCTOBER EWS BILLING		0.00	6,964.86	
GJ	GL	001826		05-06	EWB05	12/6/2005	NOVEMBER EWS BILLING		0.00	6,964.86	
GJ	GL	001852		06-06	EWB06	1/5/2006	DECEMBER ELEC & WATER BILLING		0.00	6,974.52	
GJ	GL	001883		07-06	EWB07	2/2/2006	JANUARY EWS BILLING		0.00	6,974.52	
GJ	GL	001921		08-06	EWB08	3/2/2006	FEBRUARY ELEC AND WAT BILLING		0.00	6,984.18	
GJ	GL	001954		09-06	EWB09	4/9/2006	MARCH ELEC, WATER, SEWER BILL		0.00	6,984.18	
GJ	GL	001983		10-06	EWB10	4/27/2006	APRIL ELEC, WATER, SEW BILLING		0.00	7,960.23	
GJ	GL	002004		11-06	EWB11	5/12/2006	MAY EWS BILLING		0.00	7,960.23	
GJ	GL	002034		12-06	EWS12	7/5/2006	JUNE EWS BILLING		0.00	7,960.23	
Acct:	463100						Total	0.00	0.00	85,627.02	85,627.02

Acct:	Jrnl	Tran	Bat	Per	Reference	Tran	Description	Beginning Balance	Debit	Credit	Ending Balance
Type	Type	Nbr	Ent	Nbr		Date			Amount	Amount	
466100	GL	001708		01-06	EWB01	8/16/2005	JULY EWS BILLING		0.00	125,094.83	
GJ	GL	001728		02-06	EWB02	9/2/2005	AUGUST UTILITY BILLING		0.00	112,068.76	
GJ	GL	001771		03-06	EWB03	10/18/2005	SEPTEMBER EWS BILLING		0.00	121,956.04	
GJ	GL	001798		04-06	EWB04	11/7/2005	OCTOBER EWS BILLING		0.00	123,791.00	
GJ	GL	001826		05-06	EWB05	12/6/2005	NOVEMBER EWS BILLING		0.00	109,761.33	
GJ	GL	001852		06-06	EWB06	1/5/2006	DECEMBER ELEC & WATER BILLING		0.00	103,257.35	
GJ	GL	001883		07-06	EWB07	2/2/2006	JANUARY EWS BILLING		0.00	119,364.07	
Acct:	466100						Total	0.00	0.00	125,094.83	125,094.83

Date: Tuesday, December 05, 2006
 Time: 01:55PM
 User: staylor

Periods: 01-06 Through 12-06 As of: 12/31/2006 Ledger ID: 00001

Frankfort Plant Board Detail General Ledger - Standard

Jrnl	Tran	Bat	Per	Reference	Tran	Description	Beginning Balance	Debit Amount	Credit Amount	Ending Balance
GJ	GL	001921	08-06	EWB08	3/2/2006	FEBRUARY ELEC AND WAT BILLING	96,516.22	0.00	0.00	96,516.22
GJ	GL	001954	09-06	EWB09	4/9/2006	MARCH ELEC, WATER, SEWER BILL	107,246.30	0.00	0.00	107,246.30
GJ	GL	001983	10-06	EWB10	4/27/2006	APRIL ELEC, WATER, SEW BILLING	93,059.49	0.00	0.00	93,059.49
GJ	GL	002004	11-06	EWB11	5/12/2006	MAY EWS BILLING	96,284.62	0.00	0.00	96,284.62
GJ	GL	002051	12-06	UB&BDACC	7/6/2006	YEAR END ADJ FOR UNB & BD	95,833.57	0.00	0.00	95,833.57
Total							1,304,233.58	0.00	0.00	1,304,233.58

Acct:	466200	WATER SALES RESALE-PRODUCERS	Sub: 20							
GJ	GL	001708	01-06	EWB01	8/16/2005	JULY EWS BILLING	32,423.81	0.00	0.00	32,423.81
GJ	GL	001728	02-06	EWB02	9/2/2005	AUGUST UTILITY BILLING	34,012.59	0.00	0.00	34,012.59
GJ	GL	001771	03-06	EWB03	10/18/2005	SEPTEMBER EWS BILLING	30,144.69	0.00	0.00	30,144.69
GJ	GL	001798	04-06	EWB04	11/7/2005	OCTOBER EWS BILLING	56,398.92	0.00	0.00	56,398.92
GJ	GL	001826	05-06	EWB05	12/6/2005	NOVEMBER EWS BILLING	57,415.46	0.00	0.00	57,415.46
GJ	GL	001852	06-06	EWB06	1/5/2006	DECEMBER ELEC & WATER BILLING	17,494.66	0.00	0.00	17,494.66
GJ	GL	001883	07-06	EWB07	2/2/2006	JANUARY EWS BILLING	12,744.03	0.00	0.00	12,744.03
GJ	GL	001921	08-06	EWB08	3/2/2006	FEBRUARY ELEC AND WAT BILLING	15,352.00	0.00	0.00	15,352.00
GJ	GL	001954	09-06	EWB09	4/9/2006	MARCH ELEC, WATER, SEWER BILL	15,296.03	0.00	0.00	15,296.03
GJ	GL	001983	10-06	EWB10	4/27/2006	APRIL ELEC, WATER, SEW BILLING	20,503.98	0.00	0.00	20,503.98
GJ	GL	002004	11-06	EWB11	5/12/2006	MAY EWS BILLING	34,179.83	0.00	0.00	34,179.83
GJ	GL	002051	12-06	UB&BDACC	7/6/2006	YEAR END ADJ FOR UNB & BD	338,726.02	0.00	0.00	338,726.02
Total							338,726.02	0.00	0.00	338,726.02

Acct:	467100	WATER USED BY ELECTRIC DEPARTM	Sub: 20							
GJ	GL	001708	01-06	EWB01	8/16/2005	JULY EWS BILLING	37.08	0.00	0.00	37.08
GJ	GL	001728	02-06	EWB02	9/2/2005	AUGUST UTILITY BILLING	47.25	0.00	0.00	47.25
GJ	GL	001771	03-06	EWB03	10/18/2005	SEPTEMBER EWS BILLING	39.11	0.00	0.00	39.11
GJ	GL	001798	04-06	EWB04	11/7/2005	OCTOBER EWS BILLING	30.81	0.00	0.00	30.81
GJ	GL	001826	05-06	EWB05	12/6/2005	NOVEMBER EWS BILLING	18.10	0.00	0.00	18.10
GJ	GL	001852	06-06	EWB06	1/5/2006	DECEMBER ELEC & WATER BILLING	18.58	0.00	0.00	18.58
GJ	GL	001883	07-06	EWB07	2/2/2006	JANUARY EWS BILLING	13.98	0.00	0.00	13.98
GJ	GL	001921	08-06	EWB08	3/2/2006	FEBRUARY ELEC AND WAT BILLING	11.82	0.00	0.00	11.82
GJ	GL	001954	09-06	EWB09	4/9/2006	MARCH ELEC, WATER, SEWER BILL	15.12	0.00	0.00	15.12
GJ	GL	001983	10-06	EWB10	4/27/2006	APRIL ELEC, WATER, SEW BILLING	17.82	0.00	0.00	17.82
GJ	GL	002004	11-06	EWB11	5/12/2006	MAY EWS BILLING	19.90	0.00	0.00	19.90
GJ	GL	002051	12-06	UB&BDACC	7/6/2006	YEAR END ADJ FOR UNB & BD	36.72	0.00	0.00	36.72
Total							306.29	0.00	0.00	306.29

Acct:	467200	WATER USED BY WATER DEPARTMENT	Sub: 20							
GJ	GL	001708	01-06	EWB01	8/16/2005	JULY EWS BILLING	337.43	0.00	0.00	337.43
Total							337.43	0.00	0.00	337.43

Date: Tuesday, December 05, 2006
 Time: 01:55PM
 User: staylor

Frankfort Plant Board
Detail General Ledger - Standard
 Periods: 01-06 Through 12-06 As of: 12/31/2006 Ledger ID: 00001

Jrnl	Tran	Bat	Per	Reference	Tran	Tran	Beginning	Debit	Credit	Ending
Type	Type	Nbr	Ent	Nbr	Date	Description	Balance	Amount	Amount	Balance
			11-06					0.00	0.00	*
			12-06					0.00	0.00	*
Acct 480434 Total							0.00	54,000.00	54,000.00	0.00

Acct:	510100	CABLE OPERATIONS & MAINTENANCE	Sub:	30	REVERSE EOY PAYROLL ACCRUAL	Cable			
GJ	GL	001689	01-06	7/29/2005		60,032.51			
GJ	GL	001721	02-06	8/18/2005		62,051.26			
GJ	GL	001745	03-06	9/28/2005	REV PAYROLL POSTED TWICE 9-1-5	131,589.05			
AP	VO	043181	03-06	9/30/2005	Summary Release	175.00			
GJ	GL	001788	04-06	11/3/2005	CORRLBURNETTEOCTPR#1	63,097.57			
GJ	GL	001812	05-06	11/23/2005		65,740.90			
GJ	GL	001855	06-06	12/22/2005		76,448.44			
GJ	GL	001870	07-06	1/19/2006		72,146.10			
GJ	GL	001898	08-06	2/16/2006	RECLASS HEAD END EXP	97,836.86			
GJ	GL	001938	09-06	3/30/2006		66,249.77			
GJ	GL	001965	10-06	4/27/2006		66,755.15			
GJ	GL	001994	11-06	5/25/2006	YEAR END PAYROLL ACCRUAL	96,087.36			
GJ	GL	002048	12-06	7/6/2006	NON STOCK DIRECTLY CHARGED TO	575.53			
PO	R	061216	12-06	6/2/2006					
Acct 510100 Total							930,844.19	59,313.54	871,530.65

Acct:	510200	CABLE HEAD END EXPENSE	Sub:	20	Water
			01-06		0.00
			02-06		0.00
			03-06		0.00
			04-06		0.00
			05-06		0.00
			06-06		0.00
			07-06		0.00
GJ	GL	001899	08-06	2/23/2006	513.75
PO	R	058390	08-06	2/6/2006	0.00
			09-06		0.00
			10-06		0.00
			11-06		0.00
			12-06		0.00
Acct 510200 CABLE HEAD END EXPENSE					
			01-06		0.00
			02-06		28.49
Acct 510200 CABLE HEAD END EXPENSE					
			01-06		0.00
			02-06		28.49
Acct 510200 CABLE HEAD END EXPENSE					
			01-06		0.00
			02-06		28.49

Date: Tuesday, December 05, 2006
 Time: 01:55PM
 User: staylor

Frankfort Plant Board
Detail General Ledger - Standard
 Periods: 01-06 Through 12-06 As of: 12/31/2006 Ledger ID: 00001

Jrnl	Tran	Bat	Per	Reference	Tran	Description	Beginning Balance	Debit Amount	Credit Amount	Ending Balance
Type	Type	Nbr	Ent	Nbr	Date					
AP	VO	041998	01-06	048453	6/29/2005	Summary Release		8,110.57	0.00	8,110.57
IN	CT	053660	02-06	7647	8/3/2005	Summary Release		20,635.54	0.00	20,635.54
GJ	GL	001736	02-06	JE02-2	9/8/2005	SET UP WOOD CNTY FRANCH FEE		1,745.88	0.00	1,745.88
PO	R	054201	02-06		8/26/2005			4,281.51	0.00	4,281.51
AP	VO	042548	02-06	049152	8/26/2005	Summary Release		9,847.15	0.00	9,847.15
AP	AD	042705	03-06	049334	9/8/2005	Summary Release		0.00	300.00	300.00
IN	CT	055118	03-06	755	9/28/2005	Summary Release		18,127.76	0.00	18,127.76
.GJ	GL	001769	03-06	JE03-3	10/18/2005	KP ERROR ACCT#		2,970.04	0.00	2,970.04
PO	R	055143	03-06		9/29/2005	NON STOCK DIRECTLY CHARGED TO		8,985.96	0.00	8,985.96
IN	RI	054976	03-06	728	9/23/2005	Summary Release		0.00	279.73	279.73
AP	VO	043181	03-06	049880	9/30/2005	Summary Release		9,021.46	0.00	9,021.46
IN	CT	056033	04-06	726	10/27/2005	Summary Release		6,360.22	0.00	6,360.22
GJ	GL	001791	04-06	JE04-2	11/3/2005	SET UP WOOD CTY FRANCH FEE		2,405.95	0.00	2,405.95
PO	R	056018	04-06		10/28/2005	NON STOCK DIRECTLY CHARGED TO		8,140.86	0.00	8,140.86
AP	VO	043723	04-06	050533	10/27/2005	Summary Release		16,308.66	0.00	16,308.66
AP	AD	043995	05-06	050846	11/11/2005	Summary Release		0.00	114.75	114.75
IN	CT	056739	05-06	729	11/28/2005	Summary Release		5,426.29	0.00	5,426.29
GJ	GL	001830	05-06	JE05-2	12/8/2005	KP ERROR ACCT#		2,003.09	130.08	1,873.01
PO	R	056689	05-06		11/29/2005	NON STOCK DIRECTLY CHARGED TO		3,883.79	0.00	3,883.79
IN	RI	056229	05-06	618	11/4/2005	Summary Release		0.00	643.07	643.07
AP	VO	044238	05-06	051129	11/29/2005	Summary Release		21,682.31	0.00	21,682.31
IN	CT	057362	06-06	692	12/27/2005	Summary Release		3,933.62	0.00	3,933.62
GJ	GL	001842	06-06	JE06-2	12/30/2005	KP ERROR ACCT#		1,508.27	0.00	1,508.27
PO	R	057439	06-06		12/28/2005	NON STOCK DIRECTLY CHARGED TO		8,576.28	0.00	8,576.28
AP	VO	044763	06-06	051738	12/29/2005	Summary Release		10,005.94	0.00	10,005.94
IN	CT	058023	07-06	724	1/24/2006	Summary Release		11,871.32	0.00	11,871.32
GJ	GL	001889	07-06	JE07-3	2/6/2006	KP ERROR ACCT#		1,827.23	0.00	1,827.23
PO	R	058155	07-06		1/27/2006	NON STOCK DIRECTLY CHARGED TO		3,664.85	0.00	3,664.85
IN	RI	057792	07-06	680	1/11/2006	Summary Release		0.00	650.00	650.00
AP	VO	045354	07-06	052376	1/27/2006	Summary Release		4,105.08	0.00	4,105.08
PO	X	058080	07-06		1/26/2006	NON STOCK DIRECTLY CHARGED TO		0.00	520.00	520.00
AP	AD	045684	08-06	052729	2/15/2006	Summary Release		0.00	455.98	455.98
IN	CT	058760	08-06	732	2/22/2006	Summary Release		8,315.78	0.00	8,315.78
GJ	GL	001899	08-06	JE08-3	2/23/2006	KP ERROR ACCT#		1,457.96	0.00	1,457.96
PO	R	058741	08-06		2/24/2006	NON STOCK DIRECTLY CHARGED TO		1,106.89	0.00	1,106.89
IN	RI	058749	08-06	721	2/22/2006	Summary Release		0.00	755.79	755.79
AP	VO	045815	08-06	052864	2/24/2006	Summary Release		8,663.72	0.00	8,663.72
IN	CT	059629	09-06	735	3/28/2006	Summary Release		17,188.82	0.00	17,188.82

Date: Tuesday, December 05, 2006
 Time: 01:55PM
 User: staylor

Frankfort Plant Board
Detail General Ledger - Standard
 Periods: 01-06 Through 12-06 As of: 12/31/2006 Ledger ID: 00001

Page: 170 of 318
 Report: 01620.rpt
 Company: 00001

Jrnl	Tran	Bat	Per	Ent	Reference	Tran	Date	Description	Beginning Balance	Debit Amount	Credit Amount	Ending Balance
GJ	GL	001952	09-06		COU09		4/8/2006	CO USE ELECTRIC & WATER	1,375.89		0.00	
PO	R	059528	09-06				3/28/2006	NON STOCK DIRECTLY CHARGED TO	5,227.08		0.00	
IN	RI	059060	09-06	618			3/7/2006	Summary Release	0.00		5,033.02	
AP	VO	046385	09-06		053583		3/29/2006	Summary Release	8,353.12		0.00	
IN	CT	060462	10-06		722		5/1/2006	Summary Release	15,454.80		0.00	
GJ	GL	001974	10-06		COU10		5/3/2006	CO USE ELECTRIC&WATER	1,891.63		0.00	
PO	R	060262	10-06				5/1/2006	NON STOCK DIRECTLY CHARGED TO	3,441.32		0.00	
IN	RI	060463	10-06		723		5/1/2006	Summary Release	0.00		2,168.50	
AP	VO	046898	10-06		054154		4/27/2006	Summary Release	8,102.17		0.00	
IN	CT	061218	11-06		741		5/30/2006	Summary Release	45,341.43		0.00	
GJ	GL	002006	11-06		JE11-3		6/2/2006	KP ERROR ACCT#	2,443.66		0.00	
PO	R	061130	11-06				5/26/2006	NON STOCK DIRECTLY CHARGED TO	4,035.90		0.00	
IN	RI	061170	11-06		715		5/26/2006	Summary Release	0.00		23,912.20	
AP	VO	047525	11-06		054835		5/26/2006	Summary Release	8,261.22		0.00	
IN	CT	062146	12-06		928		6/15/2006	Summary Release	0.00		2,308.38	
GJ	GL	002042	12-06		JE12-3		6/29/2006	KP ERROR ACCT#	10,779.63		0.00	
PO	R	062071	12-06				7/10/2006	NON STOCK DIRECTLY CHARGED TO	11,499.48		0.00	
IN	RI	061943	12-06		733		6/28/2006	Summary Release	11,218.38		0.00	
AP	VO	048310	12-06		055686		6/27/2006	Summary Release	9,535.00		0.00	
Acct: 510300 CABLE DISTRIBUTION EXPENSES Sub: 40												
GJ	GL	001705	01-06		JE01-2		8/9/2005	KP ERROR ACCT#	0.00		111.78	
PO	R	052944	01-06				7/7/2005	NON STOCK DIRECTLY CHARGED TO	102.28		0.00	
AP	VO	041558	01-06		047931		6/30/2005	Summary Release	9.50		0.00	
GJ	GL	001769	03-06		JE03-3		10/18/2005	KP ERROR ACCT#	0.00		440.64	
PO	R	054703	03-06				9/15/2005	NON STOCK DIRECTLY CHARGED TO	440.64		0.00	
GJ	GL	001869	06-06		JE07-3		2/6/2006	KP ERROR ACCT#	0.00		11.75	
PO	R	057885	07-06				1/20/2006	NON STOCK DIRECTLY CHARGED TO	117.50		0.00	
PO	X	058083	07-06				1/26/2006	NON STOCK DIRECTLY CHARGED TO	0.00		105.75	
GJ	GL	001899	08-06		JE08-3		2/23/2006	KP ERROR ACCT#	0.00		167.43	
PO	R	058475	08-06				2/13/2006	NON STOCK DIRECTLY CHARGED TO	167.43		0.00	
GJ	GL	001869	09-06						0.00		0.00	
PO	R	057885	10-06						0.00		0.00	
PO	X	058083	11-06						0.00		0.00	

Date: Tuesday, December 05, 2006
 Time: 01:55PM
 User: staylor

Frankfort Plant Board
Detail General Ledger - Standard

Page: 171 of 318
 Report: 01620.rpt
 Company: 00001

Periods: 01-06 Through 12-06 As of: 12/3/2006 Ledger ID: 00001

Jrnl	Tran	Bat	Per	Reference	Tran	Tran	Description	Beginning Balance	Debit Amount	Credit Amount	Ending Balance
Type	Type	Nbr	Ent	Nbr	Date						
GJ	GL	002042	12-06	JE12-3	7/10/2006		KP ERROR ACCT#		0.00	780.02	
PO	R	062070	12-06		6/28/2006		NON STOCK DIRECTLY CHARGED TO		780.02	0.00	
Acct: 510300 Total								0.00	392,246.07	41,210.16	351,035.91

Acct: 510510 HBO EXPENSE											
Sub: 30											
Cable											
AP	VO	041758	01-06	048177	6/29/2005		Summary Release		38,405.63	0.00	
AP	VO	042111	02-06	048613	8/3/2005		Summary Release		37,967.38	0.00	
AP	VO	042711	03-06	049344	9/8/2005		Summary Release		37,804.62	0.00	
AP	VO	043474	04-06	050247	10/17/2005		Summary Release		37,659.94	0.00	
AP	VO	043961	05-06	050813	11/10/2005		Summary Release		36,981.75	0.00	
AP	VO	044388	06-06	051299	12/7/2005		Summary Release		36,574.84	0.00	
AP	VO	045328	07-06	052350	1/27/2006		Summary Release		36,472.61	0.00	
AP	VO	045558	08-06	052593	2/8/2006		Summary Release		37,369.93	0.00	
AP	VO	046013	09-06	053138	3/7/2006		Summary Release		37,104.21	0.00	
AP	VO	046640	10-06	053852	4/12/2006		Summary Release		36,945.48	0.00	
AP	VO	047255	11-06	054515	5/12/2006		Summary Release		37,203.40	0.00	
GJ	GL	002049	12-06	ANACC12	7/6/2006		YEAR END ACCRUAL OF ANALOG STA		0.00	1,272.00	
AP	VO	047832	12-06	055167	6/12/2006		Summary Release		37,123.19	0.00	
Acct: 510510 Total								0.00	447,612.98	1,272.00	446,340.98

Acct: 510520 TMC EXPENSE											
Sub: 30											
Cable											
AP	VO	041659	01-06	048048	7/6/2005		Summary Release		2,723.20	0.00	
AP	VO	042111	02-06	048613	8/3/2005		Summary Release		2,677.20	0.00	
AP	VO	042711	03-06	049344	9/8/2005		Summary Release		2,663.40	0.00	
AP	VO	043474	04-06	050247	10/17/2005		Summary Release		2,658.80	0.00	
AP	VO	043961	05-06	050813	11/10/2005		Summary Release		2,603.60	0.00	
AP	VO	044388	06-06	051299	12/7/2005		Summary Release		2,603.60	0.00	
AP	VO	044898	07-06	051897	1/9/2006		Summary Release		2,599.00	0.00	
AP	VO	045558	08-06	052593	2/8/2006		Summary Release		2,571.40	0.00	
AP	VO	046013	09-06	053138	3/7/2006		Summary Release		2,553.00	0.00	
AP	VO	046628	10-06	053841	4/11/2006		Summary Release		2,589.80	0.00	
AP	VO	047214	11-06	054478	5/11/2006		Summary Release		2,612.80	0.00	
GJ	GL	002049	12-06	ANACC12	7/6/2006		YEAR END ACCRUAL OF ANALOG STA		0.00	106.00	
AP	VO	047832	12-06	055167	6/12/2006		Summary Release		2,640.40	0.00	
Acct: 510520 Total								0.00	31,496.20	106.00	31,390.20

Acct: 510540 SHOWTIME EXPENSE											
Sub: 30											
Cable											
AP	VO	041659	01-06	048048	7/6/2005		Summary Release		7,258.92	0.00	
AP	VO	042111	02-06	048613	8/3/2005		Summary Release		7,179.50	0.00	

Date: Tuesday, December 05, 2006
 Time: 01:55PM
 User: staylor

Frankfort Plant Board
Detail General Ledger - Standard
 Periods: 01-06 Through 12-06 As of: 12/3/2006 Ledger ID: 00001

Jrnl	Tran	Bat	Per	Reference	Tran	Tran	Description	Beginning Balance	Debit Amount	Credit Amount	Ending Balance
Type	Type	Nbr	Ent	Nbr	Date						
AP	VO	042711	03-06	049344	9/8/2005		Summary Release		7,090.26	0.00	0.00
AP	VO	043474	04-06	050247	10/17/2005		Summary Release		6,995.27	0.00	0.00
AP	VO	043961	05-06	050813	11/10/2005		Summary Release		6,787.27	0.00	0.00
AP	VO	044388	06-06	051299	12/7/2005		Summary Release		6,625.97	0.00	0.00
AP	VO	044898	07-06	051897	1/9/2006		Summary Release		6,690.66	0.00	0.00
AP	VO	045558	08-06	052593	2/8/2006		Summary Release		6,662.01	0.00	0.00
AP	VO	046013	09-06	053138	3/7/2006		Summary Release		6,671.84	0.00	0.00
AP	VO	046628	10-06	053841	4/11/2006		Summary Release		6,716.05	0.00	0.00
AP	VO	047214	11-06	054478	5/11/2006		Summary Release		6,860.15	0.00	0.00
GJ	GL	002049	12-06	ANACC12	7/6/2006		YEAR END ACCRUAL OF ANALOG STA		0.00	477.00	477.00
AP	VO	047832	12-06	055167	6/12/2006		Summary Release		6,847.88	0.00	0.00
Acct 510540 Total									82,385.78	477.00	81,908.78

CINEMAX EXPENSE											
Sub:	30										
AP	VO	041659	01-06	048048	7/6/2005		Summary Release		4,444.45	0.00	0.00
AP	VO	042111	02-06	048613	8/3/2005		Summary Release		4,385.26	0.00	0.00
AP	VO	042711	03-06	049344	9/8/2005		Summary Release		4,340.44	0.00	0.00
AP	VO	043474	04-06	050247	10/17/2005		Summary Release		4,297.94	0.00	0.00
AP	VO	043961	05-06	050813	11/10/2005		Summary Release		4,139.49	0.00	0.00
AP	VO	044388	06-06	051299	12/7/2005		Summary Release		4,082.75	0.00	0.00
AP	VO	044898	07-06	051897	1/9/2006		Summary Release		4,130.67	0.00	0.00
AP	VO	045558	08-06	052593	2/8/2006		Summary Release		4,276.68	0.00	0.00
AP	VO	046013	09-06	053138	3/7/2006		Summary Release		4,265.77	0.00	0.00
AP	VO	046628	10-06	053841	4/11/2006		Summary Release		4,248.09	0.00	0.00
AP	VO	047214	11-06	054478	5/11/2006		Summary Release		4,309.39	0.00	0.00
GJ	GL	002049	12-06	ANACC12	7/6/2006		YEAR END ACCRUAL OF ANALOG STA		0.00	184.00	184.00
AP	VO	047832	12-06	055167	6/12/2006		Summary Release		4,287.55	0.00	0.00
Acct 510550 Total									51,208.48	184.00	51,024.48

ENCORE EXPENSE											
Sub:	30										
GJ	GL	001706	01-06	JE01-2	8/12/2005		KP ERROR ACCT#		0.00	434.49	0.00
AP	VO	041659	01-06	048048	7/6/2005		Summary Release		690.93	0.00	0.00
AP	VO	042111	02-06	048613	8/3/2005		Summary Release		260.81	0.00	0.00
AP	VO	042711	03-06	049344	9/8/2005		Summary Release		260.81	0.00	0.00
AP	VO	043474	04-06	050247	10/17/2005		Summary Release		262.56	0.00	0.00
AP	VO	043961	05-06	050813	11/10/2005		Summary Release		258.19	0.00	0.00
AP	VO	044388	06-06	051299	12/7/2005		Summary Release		257.31	0.00	0.00
AP	VO	044898	07-06	051897	1/9/2006		Summary Release		253.81	0.00	0.00
AP	VO	045558	08-06	052593	2/8/2006		Summary Release		248.09	0.00	0.00
Acct 510560 Total									0.00	434.49	0.00

Date: Tuesday, December 05, 2006
 Time: 01:55PM
 User: staylor

Frankfort Plant Board
Detail General Ledger - Standard
 Periods: 01-06 Through 12-06 As of: 12/3/2006 Ledger ID: 00001

Jrnl	Tran	Bat	Per	Reference	Tran	Description	Beginning Balance	Debit Amount	Credit Amount	Ending Balance
Type	Type	Nbr	Ent	Nbr	Date					
AP	VO	046013	09-06	053138	3/7/2006	Summary Release		248.09	0.00	
AP	VO	046628	10-06	053841	4/1/2006	Summary Release		248.09	0.00	
AP	VO	047214	11-06	054478	5/1/2006	Summary Release		238.62	0.00	
GJ	GL	002049	12-06	ANACC12	7/6/2006	YEAR END ACCRUAL OF ANALOG STA		0.00	22.00	
AP	VO	047832	12-06	055167	6/1/2006	Summary Release		236.90	0.00	
Acct 510560 Total							0.00	3,464.21	456.49	3,007.72

Jrnl	Tran	Bat	Per	Reference	Tran	Description	Beginning Balance	Debit Amount	Credit Amount	Ending Balance
Type	Type	Nbr	Ent	Nbr	Date					
Acct: 510563 WAM/ENCORE EXPENSE										
AP	VO	041659	01-06	048048	7/6/2005	Summary Release		81.79	0.00	
AP	VO	042111	02-06	048613	8/3/2005	Summary Release		83.01	0.00	
AP	VO	042711	03-06	049344	9/8/2005	Summary Release		84.85	0.00	
AP	VO	043474	04-06	050247	10/17/2005	Summary Release		85.15	0.00	
AP	VO	043961	05-06	050813	11/10/2005	Summary Release		83.62	0.00	
AP	VO	044388	06-06	051299	12/7/2005	Summary Release		83.62	0.00	
AP	VO	044898	07-06	051897	1/9/2006	Summary Release		83.93	0.00	
AP	VO	045558	08-06	052593	2/8/2006	Summary Release		84.67	0.00	
AP	VO	046013	09-06	053138	3/7/2006	Summary Release		84.99	0.00	
AP	VO	046628	10-06	053841	4/1/2006	Summary Release		84.35	0.00	
AP	VO	047214	11-06	054478	5/1/2006	Summary Release		87.22	0.00	
GJ	GL	002049	12-06	ANACC12	7/6/2006	YEAR END ACCRUAL OF ANALOG STA		2.00	0.00	
AP	VO	047832	12-06	055167	6/1/2006	Summary Release		85.31	0.00	
Acct 510563 Total							0.00	1,014.51	0.00	1,014.51

Jrnl	Tran	Bat	Per	Reference	Tran	Description	Beginning Balance	Debit Amount	Credit Amount	Ending Balance
Type	Type	Nbr	Ent	Nbr	Date					
Acct: 510565 STARZ/ENCORE										
AP	VO	041659	01-06	048048	7/6/2005	Summary Release		8,398.39	0.00	
AP	VO	042111	02-06	048613	8/3/2005	Summary Release		8,314.74	0.00	
AP	VO	042711	03-06	049344	9/8/2005	Summary Release		8,296.14	0.00	
AP	VO	043474	04-06	050247	10/17/2005	Summary Release		8,310.09	0.00	
AP	VO	043961	05-06	050813	11/10/2005	Summary Release		8,147.42	0.00	
AP	VO	044388	06-06	051299	12/7/2005	Summary Release		8,068.41	0.00	
AP	VO	044898	07-06	051897	1/9/2006	Summary Release		8,100.94	0.00	
AP	VO	045558	08-06	052593	2/8/2006	Summary Release		8,222.09	0.00	
AP	VO	046013	09-06	053138	3/7/2006	Summary Release		8,188.80	0.00	
AP	VO	046628	10-06	053841	4/1/2006	Summary Release		6,938.13	0.00	
AP	VO	047214	11-06	054478	5/1/2006	Summary Release		7,014.22	0.00	
GJ	GL	002049	12-06	ANACC12	7/6/2006	YEAR END ACCRUAL OF ANALOG STA		0.00	1,469.00	
AP	VO	047832	12-06	055167	6/1/2006	Summary Release		6,995.19	0.00	
Acct 510565 Total							0.00	94,994.56	1,469.00	93,525.56

Date: Tuesday, December 05, 2006
 Time: 01:55PM
 User: staylor

Frankfort Plant Board
Detail General Ledger - Standard
 Periods: 01-06 Through 12-06 As of: 12/31/2006 Ledger ID: 00001

Page: 175 of 318
 Report: 01620.rpt
 Company: 00001

Jrnl	Tran	Bat	Per	Reference	Tran	Tran	Beginning	Debit	Credit	Ending
Type	Type	Nbr	Ent	Nbr	Date	Description	Balance	Amount	Amount	Balance
GJ	GL	001706	01-06	JE01-2	8/12/2005	KP ERROR ACCT#		434.49	0.00	
AP	VO	041756	01-06	048175	6/29/2005	Summary Release		10,199.23	0.00	
AP	VO	042512	02-06	049108	8/25/2005	Summary Release		12,292.30	0.00	
GJ	GL	001759	03-06	JE03-3	10/3/2005	KP ERROR ACCT#		0.00	1,906.08	
AP	VO	043068	03-06	049748	9/26/2005	Summary Release		14,493.16	0.00	
GJ	GL	001792	04-06	JE04-2	11/3/2005	LIFEMOVNETNOTLIFETVJULY		374.22	0.00	
AP	VO	043686	04-06	050486	10/26/2005	Summary Release		16,017.02	0.00	
AP	VO	044177	05-06	051056	11/22/2005	Summary Release		12,467.09	0.00	
AP	VO	044728	06-06	051701	12/28/2005	Summary Release		14,572.13	0.00	
AP	VO	045032	07-06	052031	1/13/2006	Summary Release		15,496.39	0.00	
AP	VO	045623	08-06	052656	2/10/2006	Summary Release		13,717.14	0.00	
AP	VO	046028	09-06	053153	3/7/2006	Summary Release		14,872.00	0.00	
AP	VO	046642	10-06	053854	4/12/2006	Summary Release		13,696.70	0.00	
GJ	GL	001995	11-06	RS11	5/12/2006	MAY REVENUE SUMMARY		0.00	214.00	
AP	VO	047214	11-06	054478	5/11/2006	Summary Release		14,821.89	0.00	
GJ	GL	002050	12-06	DIGACC12	7/6/2006	YEAR END ACCRUAL DIG STA EXP		5,148.00	0.00	
AP	VO	047984	12-06	055340	6/15/2006	Summary Release		18,848.21	0.00	
Acct: 510650 Total							0.00	177,449.97	2,120.08	175,329.89

Jrnl	Tran	Bat	Per	Reference	Tran	Tran	Beginning	Debit	Credit	Ending
Type	Type	Nbr	Ent	Nbr	Date	Description	Balance	Amount	Amount	Balance
Acct: 510655 DIGITAL PAY STATION EXPENSE										
AP	VO	041659	01-06	048048	7/6/2005	Summary Release		4,225.50	0.00	
AP	VO	042111	02-06	048613	8/3/2005	Summary Release		4,231.93	0.00	
AP	VO	042711	03-06	049344	9/8/2005	Summary Release		4,283.38	0.00	
AP	VO	043474	04-06	050247	10/17/2005	Summary Release		4,296.24	0.00	
AP	VO	043961	05-06	050813	11/10/2005	Summary Release		4,244.79	0.00	
AP	VO	044388	06-06	051299	12/7/2005	Summary Release		4,315.54	0.00	
AP	VO	044898	07-06	051897	1/9/2006	Summary Release		4,392.71	0.00	
AP	VO	045558	08-06	052593	2/8/2006	Summary Release		4,553.78	0.00	
AP	VO	046013	09-06	053138	3/7/2006	Summary Release		4,514.29	0.00	
AP	VO	046628	10-06	053841	4/11/2006	Summary Release		4,501.13	0.00	
AP	VO	047214	11-06	054478	5/11/2006	Summary Release		4,566.94	0.00	
GJ	GL	002050	12-06	DIGACC12	7/6/2006	YEAR END ACCRUAL DIG STA EXP		374.00	0.00	
AP	VO	047832	12-06	055167	6/12/2006	Summary Release		4,626.16	0.00	
Acct: 510655 Total							0.00	53,126.39	0.00	53,126.39
Acct: 510675 PAY PER VIEW EXPENSE										
AP	VO	041724	01-06	048119	7/13/2005	Summary Release		3,505.24	0.00	
AP	VO	042270	02-06	048804	8/10/2005	Summary Release		2,682.35	0.00	
AP	VO	042731	03-06	049365	9/8/2005	Summary Release		2,912.22	0.00	
Acct: 510675 Total							0.00	9,100.81	0.00	9,100.81

Date: Tuesday, December 05, 2006
 Time: 01:55PM
 User: staylor

Periods: 01-06 Through 12-06 As of: 12/31/2006 Ledger ID: 00001

Frankfort Plant Board
Detail General Ledger - Standard

Page: 176 of 318
 Report: 01620.rpt
 Company: 00001

Jrnl	Tran	Bat	Per	Ent	Reference	Date	Tran	Description	Beginning Balance	Debit Amount	Credit Amount	Ending Balance
AP	VO	043462	04-06	050225		10/17/2005		Summary Release	1,869.62	0.00	0.00	
AP	VO	044219	05-06	051103		11/28/2005		Summary Release	2,096.29	0.00	0.00	
AP	VO	044412	06-06	051323		12/8/2005		Summary Release	2,189.80	0.00	0.00	
AP	VO	045717	07-06	052762		2/17/2006		Summary Release	0.00	4,225.42	0.00	
AP	VO	046295	08-06	053433		3/24/2006		Summary Release	4,768.84	0.00	0.00	
AP	VO	046643	10-06	053855		4/12/2006		Summary Release	287.64	0.00	0.00	
AP	VO	047171	11-06	054433		5/10/2006		Summary Release	3,997.58	0.00	0.00	
AP	VO	047927	12-06	055257		6/15/2006		Summary Release	2,129.56	0.00	0.00	
Acct 510675 Total									0.00	30,664.56	0.00	30,664.56

Acct	510700	POLE RENTAL EXPENSE	Sub: 30									
	01-06											
AP	VO	042236	02-06	048765		8/9/2005		Summary Release	8,369.68	0.00	0.00	
AP	VO	042602	03-06	049215		8/31/2005		Summary Release	765.58	0.00	0.00	
	04-06								0.00	0.00	0.00	
	05-06								0.00	0.00	0.00	
	06-06								0.00	0.00	0.00	
	07-06								29,906.85	0.00	0.00	
AP	VO	045625	08-06	052658		2/10/2006		Summary Release	1,126.01	0.00	0.00	
AP	VO	046035	09-06	053160		3/7/2006		Summary Release	0.00	0.00	0.00	
	10-06								0.00	0.00	0.00	
	11-06								0.00	0.00	0.00	
	12-06								0.00	0.00	0.00	
Acct 510700 Total									0.00	40,168.12	0.00	40,168.12

Acct	510800	ROYALTY COPYRIGHT EXPENSE	Sub: 30									
	01-06											
	02-06											
GJ	GL	001754	03-06	JE03-1		9/30/2005		EFT COPYRIGHT 9/7/05	27,518.32	0.00	0.00	
	04-06								0.00	0.00	0.00	
	05-06								0.00	0.00	0.00	
	06-06								0.00	0.00	0.00	
	07-06								29,915.56	0.00	0.00	
	08-06								0.00	0.00	0.00	
GJ	GL	001899	08-06	JE08-3		2/23/2006		EFT FOR COPYRIGHT ON 2-14-06	0.00	0.00	0.00	
	09-06								0.00	0.00	0.00	
	10-06								0.00	0.00	0.00	
	11-06								0.00	0.00	0.00	
	12-06								0.00	0.00	0.00	

Date: Tuesday, December 05, 2006
 Time: 01:55PM
 User: staylor

Frankfort Plant Board
Detail General Ledger - Standard
 Periods: 01-06 Through 12-06 As of: 12/3/2006 Ledger ID: 00001

Jrnl	Tran	Bat	Per	Reference	Tran	Description	Beginning Balance	Debit Amount	Credit Amount	Ending Balance
Type	Type	Nbr	Ent	Nbr	Date					

Acct:	520100	CHANNEL 10 SALARIES	Sub:	30						
GJ	GL	001689	01-06	RPAVACC01	7/29/2005	REVERSE EOY PAYROLL ACCRUAL		15,581.58	6,977.12	
GJ	GL	001736	02-06	JE02-2	9/8/2005	KP ERROR PAYROLL		43,742.80	0.00	
GJ	GL	001745	03-06	JE03-4	9/28/2005	REV PAYROLL POSTED TWICE 9-1-5		69,979.41	17,501.81	
GJ	GL	001780	04-06		10/27/2005			32,833.58	0.00	
GJ	GL	001812	05-06		11/23/2005			33,065.54	0.00	
GJ	GL	001855	06-06		12/22/2005			32,568.53	0.00	
GJ	GL	001870	07-06		1/19/2006			31,898.56	0.00	
PO	R	058004	07-06	83795	1/24/2006	NON STOCK DIRECTLY CHARGED TO		1,248.00	0.00	
AP	VO	045243	07-06	052253	1/24/2006	Summary Release		24.96	0.00	
GJ	GL	001905	08-06	RS08	3/1/2006	FEBRUARY CASH RECEIPTS		34,438.38	5.00	
PO	R	058198	08-06	83945	1/30/2006	NON STOCK DIRECTLY CHARGED TO		1,248.00	0.00	
AP	VO	045392	08-06	052413	1/30/2006	Summary Release		22.00	0.00	
GJ	GL	001946	09-06		3/30/2006			50,129.23	0.00	
PO	R	059015	09-06	84368	3/6/2006	NON STOCK DIRECTLY CHARGED TO		415.00	0.00	
AP	VO	046147	09-06	053282	3/14/2006	Summary Release		3.00	0.00	
GJ	GL	001965	10-06		4/27/2006			31,980.91	0.00	
GJ	GL	001994	11-06		5/25/2006			32,911.60	0.00	
GJ	GL	002048	12-06	PAYACC12	7/6/2006	YEAR END PAYROLL ACCRUAL		45,837.79	0.00	
Acct: 520100 CHANNEL 10 EXPENSES Sub: 10							0.00	457,928.87	24,483.93	433,444.94

Acct:	520200	CHANNEL 10 EXPENSES	Sub:	10						
GJ	GL	001830	05-06	JE05-2	12/8/2005	KP ERROR ACCT#		0.00	0.00	
^ AP	VO	043679	04-06	050478	10/25/2005	Summary Release		0.00	0.00	
GJ	GL	001842	06-06	JE06-2	12/30/2005	KP ERROR ACCT#		0.00	0.00	
AP	VO	044632	06-06	051595	12/20/2005	Summary Release		21.98	0.00	
GJ	GL	001899	08-06	JE08-3	2/23/2006	KP ERROR ACCT#		0.07	0.00	
^ AP	VO	045341	07-06	052365	1/27/2006	Summary Release		-0.07	0.00	
			09-06					0.00	0.00	
			10-06					0.00	0.00	
			11-06					0.00	0.00	
			12-06					0.00	0.00	

Date: Tuesday, December 05, 2006
 Time: 01:55PM
 User: slaylor

Frankfort Plant Board
Detail General Ledger - Standard
 Periods: 01-06 Through 12-06 As of: 12/3/2006 Ledger ID: 00001

Page: 178 of 318
 Report: 01620.rpt
 Company: 00001

Acct:	Jrnl	Tran	Bat	Per	Reference	Tran	Tran	Beginning	Debit	Credit	Ending
	Type	Type	Nbr	Ent	Nbr	Date	Description	Balance	Amount	Amount	Balance
520200						Sub: 30					
	GJ	GL	001700	01-06	COU01	8/5/2005	CO USE ELECTRIC & WATER		1,278.10	0.00	
	PO	R	053139	01-06		7/15/2005	NON STOCK DIRECTLY CHARGED TO		1,107.20	0.00	
	AP	VO	041936	01-06	048387	7/26/2005	Summary Release		1,042.77	0.00	
	GJ	GL	001736	02-06	JE02-2	9/8/2005	KP ERROR ACCT#		17,170.19	1,093.75	
	PO	R	053982	02-06		8/17/2005	NON STOCK DIRECTLY CHARGED TO		1,117.74	0.00	
	AP	VO	042553	02-06	049156	8/29/2005	Summary Release		1,021.94	0.00	
	GJ	GL	001769	03-06	JE03-3	10/18/2005	KP ERROR ACCT#		2,365.00	0.00	
	PO	R	055140	03-06		9/29/2005	NON STOCK DIRECTLY CHARGED TO		3,589.29	0.00	
	AP	VO	043181	03-06	049880	9/30/2005	Summary Release		16,285.19	0.00	
	GJ	GL	001784	04-06	COU04	11/1/2005	CO USE ELECTRIC&WATER		1,094.01	0.00	
	PO	R	055994	04-06		10/27/2005	NON STOCK DIRECTLY CHARGED TO		9,058.73	0.00	
	AP	VO	043700	04-06	050501	10/26/2005	Summary Release		14,581.79	0.00	
	GJ	GL	001830	05-06	JE05-2	12/8/2005	KP ERROR ACCT#		2,194.15	10,201.16	
	PO	R	056514	05-06		11/18/2005	NON STOCK DIRECTLY CHARGED TO		4,532.99	0.00	
	AP	VO	044215	05-06	051099	11/28/2005	Summary Release		17,098.37	0.00	
	GJ	GL	001842	06-06	JE06-2	12/30/2005	KP ERROR ACCT#		1,093.44	169.07	
	PO	R	057277	06-06		12/20/2005	NON STOCK DIRECTLY CHARGED TO		1,247.47	0.00	
	AP	VO	044724	06-06	051697	12/28/2005	Summary Release		10,296.77	0.00	
	AP	AD	045134	07-06	052147	1/20/2006	Summary Release		0.00	3,559.98	
	GJ	GL	001889	07-06	JE07-3	2/6/2006	KP ERROR ACCT#		937.61	0.00	
	PO	R	058154	07-06		1/27/2006	NON STOCK DIRECTLY CHARGED TO		729.20	0.00	
	AP	VO	045363	07-06	052385	1/30/2006	Summary Release		14,537.74	0.00	
	GJ	GL	001905	08-06	RS08	3/1/2006	FEBRUARY CASH RECEIPTS		864.33	1,430.01	
	PO	R	058743	08-06		2/24/2006	NON STOCK DIRECTLY CHARGED TO		1,531.07	0.00	
	AP	VO	045801	08-06	052850	2/23/2006	Summary Release		7,810.14	0.00	
	GJ	GL	001935	09-06	JE09-3	3/29/2006	KP ERROR ACCT#		4,331.75	2,190.29	
	PO	R	059396	09-06		3/22/2006	NON STOCK DIRECTLY CHARGED TO		1,390.47	0.00	
	AP	VO	046345	09-06	053528	3/27/2006	Summary Release		9,430.29	0.00	
	GJ	GL	001969	10-06	JE10-3	4/28/2006	KP ERROR ACCT#		1,234.60	342.44	
	PO	R	060241	10-06		4/28/2006	NON STOCK DIRECTLY CHARGED TO		2,711.00	0.00	
	AP	VO	046898	10-06	054154	4/27/2006	Summary Release		1,964.65	0.00	
	GJ	GL	002000	11-06	JE11-3	6/1/2006	KP ERROR ACCT#		1,294.39	0.00	
	PO	R	060820	11-06		5/23/2006	NON STOCK DIRECTLY CHARGED TO		667.71	0.00	
	AP	VO	047525	11-06	054835	5/26/2006	Summary Release		9,644.95	0.00	
	AP	AD	047978	12-06	055334	6/15/2006	Summary Release		0.00	150.82	
	GJ	GL	002025	12-06	RS12	7/2/2006	JUNE REVENUE SUMMARY		8,362.97	3,232.38	
	PO	R	061644	12-06		6/19/2006	NON STOCK DIRECTLY CHARGED TO		1,566.00	0.00	

Date: Tuesday, December 05, 2006
 Time: 01:55PM
 User: staylor

Frankfort Plant Board
 Detail General Ledger - Standard
 Periods: 01-06 Through 12-06 As of: 12/3/2006 Ledger ID: 00001

Jrnl	Tran	Bat	Per	Reference	Tran	Tran	Beginning	Debit	Credit	Ending
Type	Type	Nbr	Ent	Nbr	Date	Description	Balance	Amount	Amount	Balance
Acct: 525200					Sub: 30					
PO R		053373	01-06		7/26/2005	NON STOCK DIRECTLY CHARGED TO		859.99	0.00	
AP VO		041937	01-06	048388	7/26/2005	Summary Release		3,468.03	0.00	
GJ GL		001734	02-06	JE02-1	9/7/2005	RECLASS CHGS ACCTS W/NOBUD JUL		0.00	6,493.11	
AP VO		042297	02-06	048833	8/11/2005	Summary Release		2,165.09	0.00	
			03-06					0.00	0.00	
			04-06					0.00	0.00	
			05-06					0.00	0.00	
			06-06					0.00	0.00	
			07-06					0.00	0.00	
			08-06					0.00	0.00	
			09-06					0.00	0.00	
			10-06					0.00	0.00	
			11-06					0.00	0.00	
			12-06					0.00	0.00	
Acct	525200	Total					0.00	6,493.11	6,493.11	0.00

Acct: 525210	MARKETING EXPENSES	Sub: 30	JULY REVENUE SUMMARY	Cable
GJ GL	001684	01-06	7/28/2005	0.00
PO R	053370	01-06	7/26/2005	607.87
AP VO	041767	01-06	6/29/2005	3,937.29
GJ GL	001734	02-06	9/7/2005	0.00
PO R	053825	02-06	8/11/2005	411.43
AP VO	042297	02-06	8/11/2005	4,850.12
		03-06		0.00
		04-06		0.00
		05-06		0.00
		06-06		0.00
		07-06		0.00
		08-06		0.00
		09-06		0.00
		10-06		0.00
		11-06		0.00
		12-06		0.00
Acct	525210	Total		9,806.71

Acct: 530110	HICAP PAYROLL	Sub: 30	REVERSE EOY PAYROLL ACCRUAL	Cable
GJ GL	001689	01-06	7/29/2005	4,381.40
				2,287.37
Acct	530110	Total		9,806.71

Date: Tuesday, December 05, 2006
 Time: 01:55PM
 User: staylor

Periods: 01-06 Through 12-06 As of: 12/31/2006 Ledger ID: 00001

Frankfort Plant Board Detail General Ledger - Standard

Page: 181 of 318
 Report: 01620.rpt
 Company: 00001

Jrnl	Tran	Bat	Per	Reference	Tran	Description	Beginning Balance	Debit Amount	Credit Amount	Ending Balance		
Type	Type	Nbr	Ent	Nbr	Date							
GJ	GL	001721	02-06		8/18/2005			2,603.96	0.00			
GJ	GL	001745	03-06	JE03-4	9/28/2005	REV PAYROLL POSTED TWICE 9-1-5		5,042.99	1,269.16			
GJ	GL	001780	04-06		10/27/2005			2,832.24	0.00			
GJ	GL	001812	05-06		11/23/2005			2,719.82	0.00			
GJ	GL	001855	06-06		12/22/2005			2,673.67	0.00			
GJ	GL	001870	07-06		1/19/2006			2,842.31	0.00			
GJ	GL	001898	08-06		2/16/2006			2,929.98	0.00			
GJ	GL	001946	09-06		3/30/2006			4,509.62	0.00			
GJ	GL	001965	10-06		4/27/2006			2,992.37	0.00			
GJ	GL	001994	11-06		5/25/2006			2,500.35	0.00			
GJ	GL	002048	12-06		7/6/2006			4,115.67	0.00			
YEAR END PAYROLL ACCRUAL												
PAYACC12												
Total							Act	530110	0.00	40,144.38	3,556.53	36,587.85

Acct:	Sub:	Sub:	Sub:	Sub:	Sub:	Sub:	Sub:	Sub:	Sub:	Sub:		
530120	LONG DISTANCE FSN PAYROLL	30	7/29/2005	REVERSE EOY PAYROLL ACCRUAL	Cable	4,767.13	1,760.33					
GJ	GL	001689	01-06	RPAAYACC01		6,708.95	0.00					
GJ	GL	001721	02-06			10,699.05	2,779.34					
GJ	GL	001745	03-06	JE03-4		5,779.84	0.00					
GJ	GL	001780	04-06			5,562.33	0.00					
GJ	GL	001812	05-06			4,541.56	0.00					
GJ	GL	001855	06-06			5,700.83	0.00					
GJ	GL	001870	07-06			5,663.48	0.00					
GJ	GL	001898	08-06			8,633.39	0.00					
GJ	GL	001946	09-06			5,102.44	0.00					
GJ	GL	001965	10-06			5,015.48	0.00					
GJ	GL	001994	11-06			7,887.98	0.00					
GJ	GL	002048	12-06									
YEAR END PAYROLL ACCRUAL												
PAYACC12												
Total							Act	530120	0.00	76,062.46	4,539.67	71,522.79

Acct:	Sub:	Sub:	Sub:	Sub:	Sub:	Sub:	Sub:	Sub:	Sub:	Sub:
530140	LOCAL PHONE	30	7/29/2005	REVERSE EOY PAYROLL ACCRUAL	Cable	22,896.59	11,285.69			
GJ	GL	001689	01-06	RPAAYACC01		24,720.79	0.00			
GJ	GL	001721	02-06			51,724.60	12,301.97			
GJ	GL	001745	03-06	JE03-4		26,279.77	0.00			
GJ	GL	001780	04-06			26,437.18	0.00			
GJ	GL	001812	05-06			28,283.95	0.00			
GJ	GL	001855	06-06			26,880.69	0.00			
GJ	GL	001870	07-06			29,583.31	0.00			
GJ	GL	001898	08-06			44,730.76	0.00			
GJ	GL	001946	09-06			28,675.57	0.00			
GJ	GL	001965	10-06							

Date: Tuesday, December 05, 2006
 Time: 01:55PM
 User: staylor

Frankfort Plant Board
Detail General Ledger - Standard
 Periods: 01-06 Through 12-06 As of: 12/31/2006 Ledger ID: 00001

Jrnl	Tran	Bat	Per	Reference	Tran	Tran	Description	Beginning Balance	Debit Amount	Credit Amount	Ending Balance
Type	Type	Nbr	Ent	Nbr	Date						
GJ	GL	001994	11-06		5/25/2006		YEAR END PAYROLL ACCRUAL		27,910.95	0.00	
GJ	GL	002048	12-06	PAYACC12	7/6/2006			42,269.74		0.00	
						Acct	530140	Total	380,393.90		23,587.66
											356,806.24

Acct:	530160	SECURITY PAYROLL	Sub:	30							
GJ	GL	001689	01-06	RPAYACC01	7/29/2005		REVERSE EOY PAYROLL ACCRUAL		5,498.82	2,854.71	
GJ	GL	001721	02-06		8/18/2005			5,064.17		0.00	
GJ	GL	001745	03-06	JE03-4	9/28/2005		REV PAYROLL POSTED TWICE 9-1-5	10,515.03		2,516.31	
GJ	GL	001780	04-06		10/27/2005			5,745.84		0.00	
GJ	GL	001812	05-06		11/23/2005			5,516.94		0.00	
GJ	GL	001855	06-06		12/22/2005			7,516.92		0.00	
GJ	GL	001870	07-06		1/19/2006			7,273.23		0.00	
GJ	GL	001898	08-06		2/16/2006			7,292.77		0.00	
GJ	GL	001946	09-06		3/30/2006			7,953.17		0.00	
GJ	GL	001965	10-06		4/27/2006			5,410.28		0.00	
GJ	GL	001994	11-06		5/25/2006			4,774.27		0.00	
GJ	GL	002048	12-06	PAYACC12	7/6/2006		YEAR END PAYROLL ACCRUAL	7,955.31		0.00	
						Acct	530160	Total	80,516.75		5,371.02
											75,145.73

Acct:	530300	SECURITY PAYROLL	Sub:	30							
AP	VO	042297	02-06	048833	8/11/2005		Summary Release		40.00	0.00	
GJ	GL	001754	03-06	JE03-1	9/30/2005		RELCLASS CHGS SEC P/R	0.00		40.00	
			04-06					0.00		0.00	
			05-06					0.00		0.00	
			06-06					0.00		0.00	
			07-06					0.00		0.00	
			08-06					0.00		0.00	
			09-06					0.00		0.00	
			10-06					0.00		0.00	
			11-06					0.00		0.00	
			12-06					0.00		0.00	
						Acct	530300	Total	40.00		40.00
											0.00

Acct:	530400	SECURITY EXPENSE	Sub:	01							
			01-06					0.00		0.00	
			02-06					0.00		0.00	
			03-06					0.00		0.00	
			04-06					0.00		0.00	

Balance Sheet

Date: Tuesday, December 05, 2006
 Time: 01:55PM
 User: staylor

Frankfort Plant Board
Detail General Ledger - Standard
 Periods: 01-06 Through 12-06 As of: 12/3/2006 Ledger ID: 00001

Page: 183 of 318
 Report: 01620.rpt
 Company: 00001

Jrnl	Tran	Bat	Per	Reference	Tran	Description	Beginning Balance	Debit Amount	Credit Amount	Ending Balance
Type	Type	Nbr	Ent	Nbr	Date					
			05-06				0.00	0.00		*
			06-06				0.00	0.00		*
GJ	GL	001889	07-06	JE07-3	2/6/2006	KP ERROR ACCT#	0.00	0.00	16.10	*
AP	VO	044828	07-06	051815	1/4/2006	Summary Release	16.10	0.00	0.00	*
			08-06				0.00	0.00	0.00	*
			09-06				0.00	0.00	0.00	*
			10-06				0.00	0.00	0.00	*
			11-06				0.00	0.00	0.00	*
			12-06				0.00	0.00	0.00	*
Acct: 530400 SECURITY EXPENSE Sub: 30 Cable										
			01-06				0.00	0.00	0.00	*
			02-06				0.00	0.00	0.00	*
			03-06				0.00	0.00	0.00	*
			04-06				0.00	0.00	0.00	*
			05-06				0.00	0.00	0.00	*
GJ	GL	001842	06-06	JE06-2	12/30/2005	KP ERROR ACCT#	63.50	0.00	0.00	*
GJ	GL	001889	07-06	JE07-3	2/6/2006	KP ERROR ACCT#	16.10	0.00	63.50	*
PO	R	057499	07-06	83781	1/4/2006	NON STOCK DIRECTLY CHARGED TO	185.00	0.00	0.00	*
GJ	GL	001903	08-06	JE08-1	2/24/2006	RECLASS CHGS	0.00	0.00	201.10	*
			09-06				0.00	0.00	0.00	*
			10-06				0.00	0.00	0.00	*
			11-06				0.00	0.00	0.00	*
			12-06				0.00	0.00	0.00	*
Acct: 530400 SECURITY EXPENSE Sub: 40 General										
			01-06				0.00	0.00	0.00	*
			02-06				0.00	0.00	0.00	*
			03-06				0.00	0.00	0.00	*
			04-06				0.00	0.00	0.00	*
			05-06				0.00	0.00	0.00	*
GJ	GL	001842	06-06	JE06-2	12/30/2005	KP ERROR ACCT#	0.00	0.00	63.50	*
PO	R	057138	06-06	82620	12/15/2005	NON STOCK DIRECTLY CHARGED TO	63.50	0.00	0.00	*
			07-06				0.00	0.00	0.00	*
			08-06				0.00	0.00	0.00	*
			09-06				0.00	0.00	0.00	*
			10-06				0.00	0.00	0.00	*
			11-06				0.00	0.00	0.00	*
			12-06				0.00	0.00	0.00	*

Date: Tuesday, December 05, 2006
 Time: 01:56PM
 User: staylor

Frankfort Plant Board
Detail General Ledger - Standard
 Periods: 01-06 Through 12-06 As of: 12/31/2006 Ledger ID: 00001

Page: 185 of 318
 Report: 01620.rpt
 Company: 00001

Acct:	Jrnl	Tran	Bat	Per	Ent	Reference	Tran	Description	Beginning Balance	Debit Amount	Credit Amount	Ending Balance
Type	Type	Nbr	Nbr	Nbr	Nbr	Nbr	Date					
AP	VO	043176		03-06		049875	9/29/2005	Summary Release		30,326.10	0.00	
GJ	GL	001791		04-06		JE04-2	11/3/2005	KP ERROR ACCT#		24,000.00	0.00	
AP	VO	043609		04-06		050386	10/21/2005	Summary Release		19,414.52	0.00	
PO	R	056473		05-06			11/17/2005	NON STOCK DIRECTLY CHARGED TO		24,000.00	0.00	
AP	VO	044239		05-06		051130	11/29/2005	Summary Release		43,524.97	0.00	
AP	VO	044686		06-06		051659	12/22/2005	Summary Release		21,338.32	0.00	
AP	VO	045293		07-06		052308	1/26/2006	Summary Release		36,793.51	0.00	
AP	VO	045696		08-06		052741	2/16/2006	Summary Release		24,724.86	0.00	
AP	VO	046383		09-06		053581	3/29/2006	Summary Release		37,333.47	0.00	
AP	VO	046898		10-06		054154	4/27/2006	Summary Release		81,144.73	0.00	
GJ	GL	002007		11-06		JE11-3	6/5/2006	KP ERROR ACCT#		1,188.00	595.00	
PO	R	061134		11-06			5/30/2006	NON STOCK DIRECTLY CHARGED TO		7,045.46	0.00	
AP	VO	047361		11-06		054658	5/19/2006	Summary Release		23,383.10	0.00	
PO	R	061643		12-06		84954C	6/19/2006	NON STOCK DIRECTLY CHARGED TO		8,045.46	0.00	
AP	VO	048187		12-06		055562	6/28/2006	Summary Release		39,087.58	0.00	
Acct: 530530 HSDS EXPENSE Sub: 40												
				01-06				General		0.00	0.00	
				02-06						0.00	0.00	
				03-06						0.00	0.00	
GJ	GL	001791		04-06		JE04-2	11/3/2005	KP ERROR ACCT#		24,000.00	24,000.00	
PO	R	056014		04-06			10/27/2005	NON STOCK DIRECTLY CHARGED TO		0.00	0.00	
				05-06						0.00	0.00	
				06-06						0.00	0.00	
				07-06						0.00	0.00	
				08-06						0.00	0.00	
				09-06						0.00	0.00	
				10-06						0.00	0.00	
AP	AD	047135		11-06		054386	5/8/2006	Summary Release		0.00	595.00	
GJ	GL	002007		11-06		JE11-3	6/5/2006	KP ERROR ACCT#		595.00	1,188.00	
PO	R	061101		11-06			5/26/2006	NON STOCK DIRECTLY CHARGED TO		1,188.00	0.00	
				12-06						0.00	0.00	
Acct: 530530 Total 0.00 518,201.03 29,978.00 488,223.03												
Acct: 530540 CLEC EXPENSE Sub: 30												
PO	R	053296		01-06			7/21/2005	NON STOCK DIRECTLY CHARGED TO		364.29	0.00	
AP	VO	041824		01-06		048259	7/15/2005	Summary Release		5,961.37	0.00	
GJ	GL	001736		02-06		JE02-2	9/8/2005	KP ERROR ACCT#		272.61	0.00	
PO	R	054203		02-06			8/26/2005	NON STOCK DIRECTLY CHARGED TO		631.50	0.00	

Date: Tuesday, December 05, 2006
 Time: 01:55PM
 User: staylor

Periods: 01-06 Through 12-06 As of: 12/31/2006 Ledger ID: 00001

Frankfort Plant Board

Detail General Ledger - Standard

Jrnl	Tran	Bat	Per	Reference	Tran	Date	Description	Beginning Balance	Debit Amount	Credit Amount	Ending Balance
AP	VO	042532	02-06	049136		8/26/2005	Summary Release		23,611.83	0.00	23,611.83
PO	R	054603	03-06			9/13/2005	NON STOCK DIRECTLY CHARGED TO		233.54	0.00	233.54
AP	VO	043088	03-06	049768		9/26/2005	Summary Release		13,726.78	0.00	13,726.78
GJ	GL	001791	04-06	JE04-2		11/3/2005	KP ERROR ACCT#		24,000.00	0.00	24,000.00
AP	VO	043722	04-06	050523		10/27/2005	Summary Release		22,246.78	0.00	22,246.78
PO	R	056494	05-06			11/17/2005	NON STOCK DIRECTLY CHARGED TO		24,365.08	0.00	24,365.08
AP	VO	044225	05-06	051110		11/29/2005	Summary Release		15,726.12	0.00	15,726.12
PO	R	057409	06-06			12/28/2005	NON STOCK DIRECTLY CHARGED TO		1,208.24	0.00	1,208.24
AP	VO	044717	06-06	051690		12/28/2005	Summary Release		7,141.17	0.00	7,141.17
AP	AD	045060	07-06	052073		1/17/2006	Summary Release		0.00	83.98	83.98
PO	R	057983	07-06			1/23/2006	NON STOCK DIRECTLY CHARGED TO		633.58	0.00	633.58
AP	VO	045309	07-06	052325		1/26/2006	Summary Release		90,797.38	0.00	90,797.38
AP	VO	045815	08-06	052864		2/24/2006	Summary Release		8,003.16	0.00	8,003.16
AP	AD	046009	09-06	053134		3/7/2006	Summary Release		0.00	1,121.57	1,121.57
GJ	GL	001935	09-06	JE09-3		3/20/2006	KP ERROR ACCT#		297.64	0.00	297.64
PO	R	059303	09-06			3/28/2006	NON STOCK DIRECTLY CHARGED TO		1,018.53	0.00	1,018.53
AP	VO	046363	09-06	053555		4/27/2006	Summary Release		24,419.26	0.00	24,419.26
GJ	GL	001977	10-06	RS10		4/21/2006	APRIL REVENUE SUMMARY		0.00	59.98	59.98
PO	R	060170	10-06			4/27/2006	NON STOCK DIRECTLY CHARGED TO		318.87	0.00	318.87
AP	VO	046902	10-06	054158		5/26/2006	Summary Release		63,430.97	0.00	63,430.97
AP	VO	047530	11-06	054840		7/10/2006	Summary Release		34,448.00	0.00	34,448.00
GJ	GL	002042	12-06	JE12-3		6/8/2006	KP ERROR ACCT#		280.00	0.00	280.00
PO	R	061426	12-06			7/2/2006	NON STOCK DIRECTLY CHARGED TO		60.45	0.00	60.45
AP	VO	048315	12-06	055718			Summary Release		53,883.05	0.00	53,883.05
Acct: 530540 CLEC EXPENSE											
			01-06				Sub: 40	General	0.00	0.00	0.00
GJ	GL	001736	02-06	JE02-2		9/8/2005	KP ERROR ACCT#		0.00	272.61	272.61
PO	R	053899	02-06			8/12/2005	NON STOCK DIRECTLY CHARGED TO		272.61	0.00	272.61
			03-06						0.00	24,000.00	24,000.00
GJ	GL	001791	04-06	JE04-2		11/3/2005	KP ERROR ACCT#		24,000.00	0.00	24,000.00
PO	R	056014	04-06			10/27/2005	NON STOCK DIRECTLY CHARGED TO		0.00	0.00	0.00
			05-06						0.00	0.00	0.00
			06-06						0.00	0.00	0.00
			07-06						0.00	0.00	0.00
GJ	GL	001935	08-06	JE09-3		3/29/2006	KP ERROR ACCT#		297.64	0.00	297.64
PO	R	059249	09-06			3/16/2006	NON STOCK DIRECTLY CHARGED TO		297.64	0.00	297.64
			10-06						0.00	0.00	0.00

Date: Tuesday, December 05, 2006
 Time: 01:55PM
 User: staylor

Periods: 01-06 Through 12-06 As of: 12/3/2006 Ledger ID: 00001

Frankfort Plant Board

Detail General Ledger - Standard

Jrnl	Tran	Bat	Per	Reference	Tran	Description	Beginning Balance	Debit Amount	Credit Amount	Ending Balance
Type	Type	Nbr	Ent	Nbr	Date					*
GJ	GL	002042	12-06	JE12-3	7/10/2006	KP ERROR ACCT#		276.63	0.00	276.63
PO	R	061353	12-06		6/6/2006	NON STOCK DIRECTLY CHARGED TO	0.00	0.00	0.00	0.00
Acct: 530540 Total							0.00	441,927.08	26,112.41	415,814.67

Acct:	530560	SECURITY EXPENSE	Sub: 30	JULY REVENUE SUMMARY	Cable			
GJ	GL	001684	7/28/2005	Summary Release	0.00			
AP	VO	041978	7/26/2005	Summary Release	3,968.97			
AP	VO	042532	8/26/2005	Summary Release	532.79			
AP	VO	043040	9/26/2005	Summary Release	6,692.55			
AP	VO	043700	10/26/2005	Summary Release	4,907.64			
AP	VO	044249	11/29/2005	Summary Release	3,764.43			
AP	VO	044717	12/28/2005	Summary Release	5,063.03			
GJ	GL	001879	2/1/2006	RECLASS SEC EXP FROM WRONG ACT	63.50			
PO	R	057493	1/4/2006	NON STOCK DIRECTLY CHARGED TO	99.26			
AP	VO	045308	1/26/2006	Summary Release	4,908.20			
GJ	GL	001903	2/24/2006	RECLASS CHGS	201.10			
AP	VO	045607	2/10/2006	Summary Release	4,094.32			
AP	VO	046200	3/20/2006	Summary Release	4,034.79			
AP	VO	046558	4/8/2006	Summary Release	4,006.67			
AP	VO	047121	5/8/2006	Summary Release	3,984.56			
GJ	GL	002053	7/6/2006	YEAR END A/P ACCRUALS	155.40			
AP	VO	048174	6/27/2006	Summary Release	4,903.57			
Acct: 530560 Total					0.00	51,380.78	649.00	50,731.78

Acct:	555100	COST PER KW PURCHASED	Sub: 10	POWER COST EST/KW	Electric			
GJ	GL	001698	8/3/2005	POWER COST EST/KW	1,167,621.11			
GJ	GL	001727	9/2/2005	POWER COST EST/KW	1,137,190.12			
GJ	GL	001764	10/11/2005	POWER COST EST/KW	1,002,340.55			
GJ	GL	001789	11/3/2005	POWER COST EST/KW	925,884.56			
GJ	GL	001825	12/6/2005	POWER COST EST/KW	837,304.47			
GJ	GL	001850	1/4/2006	POWERCOSTEST/KW	949,143.01			
GJ	GL	001887	2/3/2006	POWER COST EST/KW	856,119.47			
GJ	GL	001918	3/6/2006	POWER COST EST/KW	874,419.03			
GJ	GL	001950	4/8/2006	POWER COST EST/KW	843,242.80			
GJ	GL	001979	5/5/2006	POWER COST EST/KW	752,683.28			
GJ	GL	002009	6/5/2006	POWER COST EST/KW	1,061,476.42			
GJ	GL	002043	7/10/2006	POWER COST EST/KW	1,116,405.96			
Acct: 555100 Total					0.00	11,667,405.96	0.00	11,667,405.96

Date: Tuesday, December 05, 2006
 Time: 01:55PM
 User: staylor

Frankfort Plant Board
Detail General Ledger - Standard
 Periods: 01-06 Through 12-06 As of: 12/31/2006 Ledger ID: 00001

Page: 188 of 318
 Report: 01620.rpt
 Company: 00001

Jrnl	Tran	Bat	Per	Reference	Tran	Tran	Description	Beginning	Debit	Credit	Ending
Type	Type	Nbr	Ent	Nbr	Date	Date		Balance	Amount	Amount	Balance
Acct: 555200 COST PER KWH PURCHASED											
GJ	GL	001698	01-06	SE01-2	8/3/2005		POWER COST EST/KWH	0.00	1,817,819.40	0.00	1,817,819.40
GJ	GL	001727	02-06	SE02-2	9/2/2005		POWER COST EST/KWH	0.00	1,911,601.90	1,491.20	1,913,093.10
GJ	GL	001764	03-06	SE03-2	10/11/2005		POWER COST EST/KWH	0.00	1,618,068.50	1,374.70	1,619,443.20
GJ	GL	001789	04-06	SE04-2	11/3/2005		POWER COST EST/KWH	0.00	1,422,651.40	116.50	1,422,767.90
GJ	GL	001825	05-06	SE05-2	12/6/2005		POWER COST EST/KWH	0.00	1,391,709.00	1,724.20	1,393,433.20
GJ	GL	001850	06-06	SE06-2	1/4/2006		POWERCOSTEST/KWH	0.00	1,624,755.60	0.00	1,624,755.60
GJ	GL	001887	07-06	SE07-2	2/3/2006		POWER COST EST/KWH	0.00	1,517,109.60	2,376.60	1,519,486.20
GJ	GL	001918	08-06	SE08-2	3/6/2006		POWER COST EST/KWH	0.00	1,455,434.50	0.00	1,455,434.50
GJ	GL	001950	09-06	SE09-2	4/8/2006		POWER COST EST/KWH	0.00	1,494,741.60	0.00	1,494,741.60
GJ	GL	001979	10-06	SE10-2	5/5/2006		POWER COST EST/KWH	0.00	1,329,661.10	2,260.10	1,331,921.20
GJ	GL	002009	11-06	SE11-2	6/5/2006		POWER COST EST/KWH	0.00	1,445,532.00	0.00	1,445,532.00
GJ	GL	002043	12-06	SE12-2	7/10/2006		POWER COST EST/KWH	0.00	1,603,473.38	1,188.30	1,604,661.68
Sub: 10								0.00	18,632,557.98	10,531.60	18,622,026.38
Acct: 555300 COST OF FUEL ADJ PURCHASED											
GJ	GL	001698	01-06	SE01-2	8/3/2005		POWER COST EST/FA	0.00	898,569.18	0.00	898,569.18
GJ	GL	001727	02-06	SE02-2	9/2/2005		POWER COST EST/FA	0.00	296,175.23	135,101.84	431,276.41
GJ	GL	001764	03-06	SE03-2	10/11/2005		POWER COST EST/FA	0.00	797,142.15	0.00	797,142.15
GJ	GL	001789	04-06	SE04-2	11/3/2005		POWER COST EST/FA	0.00	429,848.32	12,535.30	442,383.62
GJ	GL	001825	05-06	SE05-2	12/6/2005		POWER COST EST/FA	0.00	248,476.80	176,154.88	424,631.68
GJ	GL	001850	06-06	SE06-2	1/4/2006		POWERCOSTEST/FA	0.00	0.00	288,610.02	288,610.02
GJ	GL	001887	07-06	SE07-2	2/3/2006		POWER COST EST/FA	0.00	256,022.90	0.00	256,022.90
GJ	GL	001918	08-06	SE08-2	3/6/2006		POWER COST EST/FUEL ADJ	0.00	9,367.35	103,525.68	112,893.03
GJ	GL	001950	09-06	SE09-2	4/8/2006		POWER COST EST/FA	0.00	208,386.37	0.00	208,386.37
GJ	GL	001979	10-06	SE10-2	5/5/2006		POWER COST EST/FA	0.00	487,849.90	0.00	487,849.90
GJ	GL	002009	11-06	SE11-2	6/5/2006		POWER COST EST/FA	0.00	485,274.40	0.00	485,274.40
GJ	GL	002043	12-06	SE12-2	7/10/2006		POWER COST EST/FA	0.00	261,510.68	74,511.00	336,021.68
Sub: 10								0.00	4,378,623.28	790,438.72	3,588,184.56
Acct: 555400 SEPA POWER ADJUSTMENT											
GJ	GL	001698	01-06	SE01-2	8/3/2005		POWER COST ADJ/SEPA ADJ	0.00	0.00	142,583.16	142,583.16
AP	VO	041753	01-06	048168	7/14/2005		Summary Release	0.00	56,255.12	0.00	56,255.12
GJ	GL	001727	02-06	SE02-2	9/2/2005		POWER COST ADJ/SEPA	0.00	0.00	164,582.86	164,582.86
AP	VO	042214	02-06	048743	8/8/2005		Summary Release	0.00	56,255.12	0.00	56,255.12
GJ	GL	001764	03-06	SE03-2	10/11/2005		POWER COST ADJ/SEPA ADJ	0.00	0.00	163,211.33	163,211.33
AP	VO	042765	03-06	049400	9/12/2005		Summary Release	0.00	56,255.12	0.00	56,255.12
Sub: 10								0.00	0.00	470,372.47	470,372.47
Acct: 555100 Total											
Sub: 10								0.00	18,632,557.98	10,531.60	18,622,026.38

Acct:	555400	SEPA POWER ADJUSTMENT	Sub:	10	POWER COST ADJ/SEPA ADJ	Electric
GJ	GL	001698	8/3/2005	0.00	142,583.16	
AP	VO	041753	7/14/2005	56,255.12	0.00	
GJ	GL	001727	9/2/2005	0.00	164,582.86	
AP	VO	042214	8/8/2005	56,255.12	0.00	
GJ	GL	001764	10/11/2005	0.00	163,211.33	
AP	VO	042765	9/12/2005	56,255.12	0.00	
Sub: 10				0.00	470,372.47	
Acct: 555300 Total				0.00	4,378,623.28	
Sub: 10				0.00	790,438.72	
Acct: 555100 Total				0.00	18,632,557.98	
Sub: 10				0.00	10,531.60	
Acct: 555200 Total				0.00	18,622,026.38	

Date: Tuesday, December 05, 2006
 Time: 01:55PM
 User: staylor

Frankfort Plant Board
Detail General Ledger - Standard
 Periods: 01-06 Through 12-06 As of: 12/3/2006 Ledger ID: 00001

Jrnl	Tran	Bat	Per	Reference	Tran	Tran	Description	Beginning	Debit	Credit	Ending
Type	Type	Nbr	Ent	Nbr	Date	Date		Balance	Amount	Amount	Balance
IN	CT	054217	01-06	74	8/25/2005		Summary Release		0.00	0.00	*
			03-06						1,351.65	0.00	*
			02-06						0.00	0.00	*
IN	CT	055724	04-06	88	10/19/2005		Summary Release		2,857.22	0.00	*
IN	CT	056354	05-06	48	11/10/2005		Summary Release		39.11	0.00	*
IN	RI	056355	05-06	47A	11/10/2005		Summary Release		0.00	100.99	*
IN	CT	056929	06-06	29	12/6/2005		Summary Release		67.78	0.00	*
IN	CT	057979	07-06	62	1/23/2006		Summary Release		2,860.77	0.00	*
			08-06						0.00	0.00	*
			09-06						10,114.77	0.00	*
IN	CT	059909	10-06	51	4/10/2006		Summary Release		3,863.16	0.00	*
IN	CT	061103	11-06	121	5/25/2006		Summary Release		0.00	0.00	*
			12-06						0.00	0.00	*
									21,154.46	100.99	21,053.47
Acct					569000	Total		0.00			

Acct	Sub:	Tran	Description	Beginning	Debit	Credit	Ending
		Date		Balance	Amount	Amount	Balance
594000	10						
			ELECT DIST UNDERGROUND LINES				Electric
IN	CT	053352	7/25/2005		500.05	0.00	500.05
			Summary Release			0.00	0.00
PO	R	053255	7/20/2005		44.35	0.00	44.35
			NON STOCK DIRECTLY CHARGED TO			0.00	0.00
IN	CT	053803	8/9/2005		2,182.99	0.00	2,182.99
			Summary Release			0.00	0.00
IN	CT	054596	9/12/2005		10,871.48	0.00	10,871.48
			Summary Release			0.00	0.00
PO	R	054914	9/22/2005		107.55	0.00	107.55
			NON STOCK DIRECTLY CHARGED TO			0.00	0.00
IN	CT	055630	10/14/2005		591.45	0.00	591.45
			Summary Release			0.00	0.00
GJ	GL	001800	11/8/2005		22.60	0.00	22.60
			KP ERROR ACCT#			0.00	0.00
PO	R	055797	10/20/2005		812.65	0.00	812.65
			NON STOCK DIRECTLY CHARGED TO			0.00	0.00
AP	VO	043439	10/13/2005		3.55	0.00	3.55
			Summary Release			0.00	0.00
IN	CT	056344	11/10/2005		68.41	0.00	68.41
			Summary Release			0.00	0.00
PO	R	056284	11/8/2005		470.00	0.00	470.00
			NON STOCK DIRECTLY CHARGED TO			0.00	0.00
AP	VO	043582	10/20/2005		14.48	0.00	14.48
			Summary Release			0.00	0.00
AP	VO	057129	12/14/2005		138.87	0.00	138.87
			Summary Release			0.00	0.00
IN	CT	058541	07-06	57	0.00	0.00	0.00
			Summary Release			0.00	0.00
IN	CT	058746	08-06	46	627.67	0.00	627.67
			NON STOCK DIRECTLY CHARGED TO			0.00	0.00
PO	R	045441	2/24/2006		475.50	0.00	475.50
			Summary Release			0.00	0.00
AP	VO	059654	2/1/2006		6.86	0.00	6.86
			Summary Release			0.00	0.00
IN	CT	059524	3/29/2006		780.49	0.00	780.49
			Summary Release			0.00	0.00
IN	RI	060470	3/27/2006		0.00	638.00	638.00
			Summary Release			0.00	0.00
IN	CT	059764	5/1/2006		11,136.07	0.00	11,136.07
			Summary Release			0.00	0.00
IN	RI	047075	4/5/2006		0.00	1,837.60	1,837.60
			Summary Release			958.75	958.75
AP	AD	047075	5/5/2006		0.00		0.00
			Summary Release				

Date: Tuesday, December 05, 2006
 Time: 01:55PM
 User: staylor

Frankfort Plant Board
Detail General Ledger - Standard
 Periods: 01-06 Through 12-06 As of: 12/31/2006 Ledger ID: 00001

Acct:	Jrnl	Tran	Bat	Per	Ent	Reference	Tran	Description	Beginning Balance	Debit Amount	Credit Amount	Ending Balance	
	Type	Type	Nbr	Nbr	Nbr		Date						
Acct: 594000	IN	CT	061034	11-06	85		5/25/2006	Summary Release		7,134.70	0.00		
	PO	R	060624	11-06			5/16/2006	NON STOCK DIRECTLY CHARGED TO		36.91	0.00		
	IN	RI	061051	11-06	87		5/25/2006	Summary Release		0.00	5,305.52		
	IN	CT	061686	12-06	87		6/12/2006	Summary Release		12,808.56	0.00		
	IN	RI	061560	12-06	73		6/8/2006	Summary Release		0.00	406.90		
	ELECT DIST UNDERGROUND LINES Sub: 30												
					01-06						0.00	0.00	
					02-06						0.00	0.00	
					03-06						0.00	0.00	
					04-06		JE04-2	11/8/2005	KP ERROR ACCT#		22.60	22.60	
				05-06						0.00	0.00		
				06-06						0.00	0.00		
				07-06						0.00	0.00		
				08-06						0.00	0.00		
				09-06						0.00	0.00		
				10-06						0.00	0.00		
				11-06						0.00	0.00		
				12-06						0.00	0.00		
Cable													
				01-06						0.00	0.00		
				02-06						0.00	0.00		
				03-06						0.00	0.00		
				04-06		JE04-2	11/8/2005	KP ERROR ACCT#		22.60	22.60		
				05-06						0.00	0.00		
				06-06						0.00	0.00		
				07-06						0.00	0.00		
				08-06						0.00	0.00		
				09-06						0.00	0.00		
				10-06						0.00	0.00		
				11-06						0.00	0.00		
				12-06						0.00	0.00		
General													
				01-06						0.00	0.00		
				02-06						0.00	0.00		
				03-06						0.00	0.00		
				04-06		JE04-2	11/3/2005	KP ERROR ACCT#		22.60	22.60		
				05-06						0.00	0.00		
				06-06						0.00	0.00		
				07-06						0.00	0.00		
				08-06						0.00	0.00		
				09-06						0.00	0.00		
				10-06						0.00	0.00		
				11-06						0.00	0.00		
				12-06						0.00	0.00		
Total													
Acct							594000		0.00	48,880.39	9,191.97	39,688.42	

Acct:	Jrnl	Tran	Bat	Per	Ent	Reference	Tran	Description	Beginning Balance	Debit Amount	Credit Amount	Ending Balance
	Type	Type	Nbr	Nbr	Nbr		Date					
Acct: 594100	GJ	GL	001689	01-06		RPAYACCO1	7/29/2005	REVERSE EOY PAYROLL ACCRUAL		7,266.36	4,005.45	
	GJ	GL	001721	02-06			8/18/2005			5,714.59	0.00	
	GJ	GL	001745	03-06		JE03-4	9/28/2005	REV PAYROLL POSTED TWICE 9-1-5		10,127.94	1,932.42	
	ELECT DIST UNDERGROUND PAYROLL Sub: 10											

Date: Tuesday, December 05, 2006
 Time: 01:55PM
 User: staylor

Frankfort Plant Board
Detail General Ledger - Standard
 Periods: 01-06 Through 12-06 As of: 12/31/2006 Ledger ID: 00001

Page: 192 of 318
 Report: 01620.rpt
 Company: 00001

Jrnl	Tran	Bat	Per	Reference	Tran	Tran	Beginning	Debit	Credit	Ending
Type	Type	Nbr	Ent	Nbr	Description	Date	Balance	Amount	Amount	Balance
GJ	GL	001780	04-06			10/27/2005		7,917.50	0.00	
GJ	GL	001822	05-06	JE05-3	CORR SA#ERRS NOV P/R#1	12/5/2005		8,668.52	404.45	
GJ	GL	001855	06-06			12/22/2005		10,172.77	0.00	
GJ	GL	001870	07-06			1/19/2006		7,221.67	0.00	
GJ	GL	001898	08-06			2/16/2006		4,552.00	0.00	
GJ	GL	001946	09-06			3/30/2006		7,679.92	0.00	
GJ	GL	001965	10-06			4/27/2006		4,212.09	0.00	
GJ	GL	001994	11-06			5/25/2006		7,234.04	0.00	
GJ	GL	002048	12-06		YEAR END PAYROLL ACCRUAL	7/6/2006		3,420.61	0.00	
Acct: 594100 Total							0.00	84,188.01	6,342.32	77,845.69

Acct:	596000	ELECT DIST STREET LIGHTS & SIG	Sub: 10	NON STOCK DIRECTLY CHARGED TO	Electric	978.00	0.00	0.00	0.00	
PO	R	052986	01-06							
IN	CT	053831	02-06	30	Summary Release	8/9/2005		90.00	0.00	
IN	CT	054594	03-06	80	Summary Release	9/12/2005		821.84	0.00	
IN	CT	055619	04-06	62	Summary Release	10/14/2005		967.95	0.00	
IN	CT	056556	05-06	86	Summary Release	11/17/2005		618.51	0.00	
PO	R	056679	05-06		NON STOCK DIRECTLY CHARGED TO	11/29/2005		287.47	0.00	
IN	CT	057478	06-06	103	Summary Release	12/29/2005		158.09	0.00	
IN	CT	058095	07-06	84	Summary Release	1/26/2006		536.92	0.00	
PO	R	057799	07-06		NON STOCK DIRECTLY CHARGED TO	1/18/2006		18.80	0.00	
PO	R	058671	08-06		NON STOCK DIRECTLY CHARGED TO	2/22/2006		324.95	0.00	
IN	CT	059438	09-06	74	Summary Release	3/22/2006		141.01	0.00	
IN	CT	060115	10-06	65	Summary Release	4/19/2006		3,206.84	0.00	
PO	R	060216	10-06		NON STOCK DIRECTLY CHARGED TO	4/24/2006		116.34	0.00	
IN	RI	060449	10-06	149	Summary Release	5/1/2006		0.00	2,596.89	
PO	X	059804	10-06		NON STOCK DIRECTLY CHARGED TO	4/7/2006		0.00	6.08	
IN	CT	060479	11-06	9	Summary Release	5/2/2006		631.97	0.00	
IN	CT	061760	12-06	94	Summary Release	6/16/2006		814.00	0.00	
Acct: 596000 Total							0.00	9,712.69	2,602.97	7,109.72

Acct:	596100	ELECT DIST STREET LIGHT & SIG	Sub: 10	REVERSE EOY PAYROLL ACCRUAL	Electric	2,797.40	1,139.78	0.00	0.00
GJ	GL	001689	01-06	RPAVACC01		7/29/2005		1,338.37	0.00
GJ	GL	001721	02-06			8/18/2005		3,272.33	1,118.92
GJ	GL	001745	03-06	JE03-4	REV PAYROLL POSTED TWICE 9-1-5	9/28/2005		1,575.44	0.00
GJ	GL	001788	04-06	JE04-1	CORR SA#ERR OCTPR#1	11/3/2005		1,705.93	0.00
GJ	GL	001822	05-06	JE05-3	CORR SA#ERRS NOV P/R#2	12/5/2005		2,274.66	0.00
GJ	GL	001855	06-06			12/22/2005		2,106.42	0.00
GJ	GL	001870	07-06			1/19/2006			

Date: Tuesday, December 05, 2006
 Time: 01:55PM
 User: staylor

Frankfort Plant Board
 Detail General Ledger - Standard
 Periods: 01-06 Through 12-06 As of: 12/31/2006 Ledger ID: 00001

Jrnl	Tran	Bat	Per	Reference	Tran	Tran	Beginning	Debit	Credit	Ending
Type	Type	Nbr	Ent	Nbr	Date	Description	Balance	Amount	Amount	Balance
GJ	GL	001898	08-06		2/16/2006			2,827.20	0.00	
GJ	GL	001946	09-06		3/30/2006			2,862.71	0.00	
GJ	GL	001965	10-06		4/27/2006			2,597.91	0.00	
GJ	GL	001994	11-06		5/25/2006			2,121.64	0.00	
GJ	GL	002048	12-06		7/6/2006	YEAR END PAYROLL ACCRUAL		3,523.19	0.00	
Acct 596100 Total							0.00	29,003.20	2,255.70	26,744.50

Acct: 598000 ELECT DISTRIBUTION EXPENSES Sub: 01										
Balance Sheet										
			01-06					0.00	0.00	*
			02-06					0.00	0.00	*
			03-06					0.00	0.00	*
			04-06					0.00	0.00	*
			05-06					0.00	0.00	*
GJ	GL	001842	06-06	JE06-2	12/30/2005	KP ERROR ACCT#		0.00	54.04	
AP	VO	044766	06-06	051741	12/29/2005	Summary Release		54.04	0.00	
			07-06					0.00	0.00	*
			08-06					0.00	0.00	*
			09-06					0.00	0.00	*
			10-06					0.00	0.00	*
			11-06					0.00	0.00	*
			12-06					0.00	0.00	*

Acct: 598000 ELECT DISTRIBUTION EXPENSES Sub: 10										
Electric										
IN	CT	053456	01-06	97	7/28/2005	Summary Release		21,641.25	0.00	
GJ	GL	001700	01-06	COU01	8/5/2005	CO USE ELECTRIC & WATER		5,621.62	0.00	
PO	R	053460	01-06		7/28/2005	NON STOCK DIRECTLY CHARGED TO		3,071.15	0.00	
IN	RI	053405	01-06	94	7/26/2005	Summary Release		0.00	2,928.40	
AP	VO	041998	01-06	048466	6/29/2005	Summary Release		69,387.89	0.00	
AP	AD	042503	02-06	049094	8/25/2005	Summary Release		0.00	3,321.40	
IN	CT	054220	02-06	77	8/25/2005	Summary Release		15,189.46	0.00	
GJ	GL	001723	02-06	CR02	9/1/2005	AUGUST CASH RECEIPTS		6,749.27	33,769.00	
PO	R	054210	02-06		8/26/2005	NON STOCK DIRECTLY CHARGED TO		1,654.35	0.00	
IN	RI	054221	02-06	77A	8/25/2005	Summary Release		0.00	3,497.09	
AP	VO	042532	02-06	049136	8/26/2005	Summary Release		92,319.59	0.00	
PO	X	053597	02-06		8/3/2005	NON STOCK DIRECTLY CHARGED TO		0.00	138.02	
IN	CT	054652	03-06	99	9/14/2005	Summary Release		15,144.93	0.00	
GJ	GL	001765	03-06	JE03-1	10/12/2005	RECLASS BELLSOUTH CHG JUL-SEP		4,843.44	20,466.92	
PO	R	055168	03-06		9/29/2005	NON STOCK DIRECTLY CHARGED TO		3,039.57	0.00	
IN	RI	054626	03-06	93	9/13/2005	Summary Release		0.00	2,502.63	

Date: Tuesday, December 05, 2006
 Time: 01:55PM
 User: staylor

Frankfort Plant Board
Detail General Ledger - Standard

Page: 194 of 318
 Report: 01620.rpt
 Company: 00001

Periods: 01-06 Through 12-06 As of: 12/3/2006 Ledger ID: 00001

Jrnl	Tran	Bat	Per	Ent	Reference	Tran	Tran	Description	Beginning Balance	Debit Amount	Credit Amount	Ending Balance
Type	Type	Nbr				Date						
AP	VO	043181	03-06		049880	9/30/2005		Summary Release	38,965.75	0.00	0.00	
IN	CT	055841	04-06	99		10/21/2005		Summary Release	9,147.05	0.00	0.00	
GJ	GL	001784	04-06		COU04	11/1/2005		CO USE ELECTRIC&WATER	7,373.26	0.00	0.00	
PO	R	056015	04-06			10/27/2005		NON STOCK DIRECTLY CHARGED TO	4,978.65	0.00	0.00	
IN	RI	055840	04-06	98		10/21/2005		Summary Release	0.00	0.00	1,638.76	
AP	VO	043723	04-06		050537	10/27/2005		Summary Release	24,488.72	0.00	0.00	
PO	X	055568	04-06			10/12/2005		NON STOCK DIRECTLY CHARGED TO	0.00	0.00	132.66	
AP	AD	044183	05-06		051063	11/23/2005		Summary Release	0.00	0.00	1,001.00	
IN	CT	056578	05-06	98		11/18/2005		Summary Release	23,410.56	0.00	0.00	
GJ	GL	001813	05-06		CR05	12/1/2005		NOVEMBER REVENUE SUMMARY	5,190.08	0.00	6,719.12	
PO	R	056647	05-06			11/28/2005		# 57 STONE	10,746.46	0.00	0.00	
IN	RI	056666	05-06	96		11/17/2005		Summary Release	0.00	0.00	19,516.56	
AP	VO	044238	05-06		051128	11/29/2005		Summary Release	44,170.74	0.00	0.00	
PO	X	056658	05-06			11/28/2005		NON STOCK DIRECTLY CHARGED TO	0.00	0.00	16.54	
IN	CT	056920	06-06	9754		12/6/2005		Summary Release	15,402.43	0.00	0.00	
GJ	GL	001842	06-06		JE06-2	12/30/2005		KP ERROR ACCT#	6,370.97	1.00	1.00	
PO	R	057452	06-06			12/28/2005		NON STOCK DIRECTLY CHARGED TO	6,430.96	0.00	0.00	
IN	RI	057459	06-06	90		12/29/2005		Summary Release	0.00	0.00	8,275.88	
AP	VO	044749	06-06		051722	12/28/2005		Summary Release	36,780.47	0.00	0.00	
IN	CT	057660	07-06	9		1/6/2006		Summary Release	12,621.29	0.00	0.00	
GJ	GL	001880	07-06		JE07-2	2/1/2006		REC DEP REV ACCT FROM BELLSOUH	6,079.48	0.00	60.00	
PO	R	058090	07-06			1/26/2006		NON STOCK DIRECTLY CHARGED TO	3,018.09	0.00	0.00	
IN	RI	058090	07-06	79		1/26/2006		Summary Release	0.00	0.00	5,789.80	
AP	VO	045358	07-06		052380	1/27/2006		Summary Release	19,013.08	0.00	0.00	
PO	X	057540	07-06			1/6/2006		NON STOCK DIRECTLY CHARGED TO	0.00	0.00	59.00	
AP	AD	045755	08-06		052803	2/22/2006		Summary Release	0.00	0.00	807.24	
IN	CT	058825	08-06	96		2/23/2006		Summary Release	12,197.76	0.00	0.00	
GJ	GL	001899	08-06		JE08-3	2/23/2006		KP ERROR ACCT# ANGLE	5,620.90	30.00	30.00	
PO	R	058645	08-06			2/21/2006		NON STOCK DIRECTLY CHARGED TO	5,672.09	0.00	0.00	
IN	RI	058791	08-06	71		2/23/2006		Summary Release	0.00	0.00	3,702.95	
AP	VO	045815	08-06		052864	2/24/2006		Summary Release	50,543.62	0.00	0.00	
PO	X	058370	08-06			2/6/2006		NON STOCK DIRECTLY CHARGED TO	0.00	0.00	97.95	
AP	AD	046172	09-06		053307	3/16/2006		Summary Release	0.00	0.00	4,378.23	
IN	CT	059515	09-06	99		3/27/2006		Summary Release	22,670.17	0.00	0.00	
GJ	GL	001934	09-06		JE09-3	3/27/2006		KP ERROR ACCT #	6,066.89	0.00	0.00	
PO	R	059563	09-06	8		3/29/2006		NON STOCK DIRECTLY CHARGED TO	15,415.26	0.00	0.00	
IN	RI	058929	09-06			3/2/2006		Summary Release	0.00	0.00	4,665.04	
AP	VO	046329	09-06		053481	3/24/2006		Summary Release	22,301.27	0.00	0.00	

Date: Tuesday, December 05, 2006
 Time: 01:55PM
 User: staylor

Frankfort Plant Board
 Detail General Ledger - Standard
 Periods: 01-06 Through 12-06 As of: 12/3/2006 Ledger ID: 00001

Jrnl	Tran	Bat	Per	Reference	Tran	Tran	Description	Beginning Balance	Debit Amount	Credit Amount	Ending Balance
PO	X	059154	09-06		3/10/2006		NON STOCK DIRECTLY CHARGED TO	0.00	0.00	2.00	
AP	AD	046562	10-06	053768	4/8/2006		Summary Release	0.00	0.00	264.00	
IN	CT	060157	10-06	94	4/19/2006		Summary Release	34,495.10	0.00	0.00	
GJ	GL	001977	10-06	RS10	4/27/2006		APRIL REVENUE SUMMARY	6,110.49	0.00	300.00	
PO	R	060288	10-06		5/1/2006		NON STOCK DIRECTLY CHARGED TO	9,830.83	0.00	0.00	
IN	RI	060152	10-06	92	4/19/2006		Summary Release	0.00	0.00	32,656.44	
AP	VO	046898	10-06	054154	4/27/2006		Summary Release	32,103.01	0.00	0.00	
AP	AD	047540	11-06	054850	5/26/2006		Summary Release	0.00	0.00	2,619.86	
IN	CT	061065	11-06	99	5/25/2006		Summary Release	53,788.61	0.00	0.00	
GJ	GL	001995	11-06	RS11	5/12/2006		MAY REVENUE SUMMARY	9,001.65	0.00	129.50	
PO	R	060846	11-06		5/25/2006		NON STOCK DIRECTLY CHARGED TO	4,923.77	0.00	0.00	
IN	RI	061051	11-06	87	5/25/2006		Summary Release	0.00	0.00	37,081.98	
AP	VO	047541	11-06	054851	5/26/2006		Summary Release	24,239.92	0.00	0.00	
PO	X	060348	11-06		5/3/2006		NON STOCK DIRECTLY CHARGED TO	0.00	0.00	164.20	
AP	AD	047958	12-06	055314	6/15/2006		Summary Release	0.00	0.00	30.00	
IN	CT	061763	12-06	97	6/16/2006		Summary Release	33,071.98	0.00	0.00	
GJ	GL	002046	12-06	JE12-4	7/1/2006		KP ERROR ACCT#	6,548.30	0.00	1,618.03	
PO	R	062139	12-06		6/30/2006		NON STOCK DIRECTLY CHARGED TO	9,197.83	0.00	0.00	
IN	RI	061765	12-06	99	6/16/2006		Summary Release	0.00	0.00	28,540.03	
AP	VO	048312	12-06	055715	7/2/2006		Summary Release	30,693.23	0.00	0.00	
Acct: 598000 ELECT DISTRIBUTION EXPENSES Sub: 20 Water											
			01-06					0.00	0.00	0.00	*
			02-06					0.00	0.00	0.00	*
			03-06					0.00	0.00	0.00	*
			04-06					0.00	0.00	0.00	*
			05-06					0.00	0.00	0.00	*
			06-06					0.00	0.00	0.00	*
			07-06					0.00	0.00	0.00	*
			08-06					0.00	0.00	0.00	*
			09-06					0.00	0.00	0.00	*
IN	CT	060334	10-06	122	4/24/2006		Summary Release	857.27	0.00	0.00	
GJ	GL	001968	10-06	JE10-3	4/28/2006		KP ERROR ACCT#	0.00	0.00	857.27	
IN	CT	060478	11-06	8	5/2/2006		Summary Release	23.38	0.00	0.00	
GJ	GL	002000	11-06	JE11-3	6/1/2006		KP ERROR ACCT#	0.00	0.00	23.38	
			12-06					0.00	0.00	0.00	*
Acct: 598000 ELECT DISTRIBUTION EXPENSES Sub: 40 General											
			01-06					0.00	0.00	0.00	*
			02-06					0.00	0.00	0.00	*

Date: Tuesday, December 05, 2006
 Time: 01:55PM
 User: staylor

Frankfort Plant Board
Detail General Ledger - Standard
 Periods: 01-06 Through 12-06 As of: 12/31/2006 Ledger ID: 00001

Jrnl	Tran	Bat	Per	Ent	Reference	Tran	Date	Description	Beginning Balance	Debit Amount	Credit Amount	Ending Balance
			03-06							0.00	0.00	*
			04-06							0.00	0.00	*
			05-06							0.00	0.00	*
GJ	GL	001842	06-06		JE06-2		12/30/2005	KP ERROR ACCT#		1.00	0.00	*
AP	VO	044743	06-06		051716		12/28/2005	Summary Release		-1.00	0.00	*
			07-06							0.00	0.00	*
			08-06							0.00	0.00	*
			09-06							0.00	0.00	*
			10-06							0.00	0.00	*
IN	CT	060735	11-06		37		5/11/2006	Summary Release		1,566.87	0.00	*
GJ	GL	002000	11-06		JE11-3		6/1/2006	KP ERROR ACCT#		0.00	1,566.87	*
			12-06							0.00	0.00	*
Acct 598000 Total									0.00	909,844.80	229,422.79	680,422.01

Acct	Sub	Description	Beginning Balance	Debit Amount	Credit Amount	Ending Balance
598100	10	REVERSE EOY PAYROLL ACCRUAL		65,902.00	28,751.07	37,150.93
		REV PAYROLL POSTED TWICE 9-1-5		73,617.17	0.00	73,617.17
		CORR SA#ERR OCTPR#1		141,083.36	37,800.15	103,283.21
		CORR SA#ERRS NOV P/R#2		59,137.02	327.44	58,809.58
				64,188.79	307.02	63,881.58
				78,621.58	0.00	78,621.58
				76,542.03	0.00	76,542.03
				70,429.41	0.00	70,429.41
				100,918.83	0.00	100,918.83
				72,444.00	0.00	72,444.00
				63,631.58	0.00	63,631.58
				107,946.47	0.00	107,946.47
				341.56	0.00	341.56
Acct 598100 Total			0.00	974,783.80	67,185.68	907,598.12

Acct	Sub	Description	Beginning Balance	Debit Amount	Credit Amount	Ending Balance
623000	20	ACCRUE FOR WTR METER NOT READ		29,530.44	0.00	29,530.44
		REV JULY ACCRUAL FOR WATER		6,140.63	21,500.00	15,359.37
		CO USE ELECTRIC & WATER		7,828.21	0.00	7,828.21
		CO USE ELECTRIC&WATER		7,333.97	0.00	7,333.97
		CO USE ELECTRIC&WATER		6,281.22	0.00	6,281.22
		CO USE ELECTRIC & WATER		29,024.96	0.00	29,024.96
		CO USE ELECTRIC & WATER		35,420.85	0.00	35,420.85
		CO USE ELECTRIC & WATER		29,033.76	0.00	29,033.76
Acct 623000 Total			0.00	207,052.81	21,500.00	186,547.79

Date: Tuesday, December 05, 2006
 Time: 01:55PM
 User: staylor

Frankfort Plant Board
Detail General Ledger - Standard
 Periods: 01-06 Through 12-06 As of: 12/31/2006 Ledger ID: 00001

Jrnl	Tran	Bat	Per	Ent	Reference	Tran	Description	Beginning Balance	Debit	Credit	Ending Balance
Type	Type	Nbr			Nbr	Date			Amount	Amount	
GJ	GL	001952	09-06		COU09	4/8/2006	CO USE ELECTRIC & WATER		31,826.40	0.00	
GJ	GL	001974	10-06		COU10	5/3/2006	CO USE ELECTRIC&WATER		33,707.19	0.00	
GJ	GL	002008	11-06		COU11	6/5/2006	CO USE ELECTRIC & WATER		30,811.60	0.00	
GJ	GL	002028	12-06		COU12	7/3/2006	CO USE ELECTRIC & WATER		34,500.09	0.00	
Acct 623000 Total								0.00	281,439.32	21,500.00	259,939.32

Acct:	633000	PUMPING MAINTENANCE	Sub: 20	NON STOCK DIRECTLY CHARGED TO	Water
PO	R	053352	7/25/2005	Summary Release	66,221.70
AP	VO	042082	6/29/2005	NON STOCK DIRECTLY CHARGED TO	2,000.00
PO	R	055114	9/28/2005	NON STOCK DIRECTLY CHARGED TO	22,383.39
PO	R	055926	10/25/2005	NON STOCK DIRECTLY CHARGED TO	32,983.72
AP	VO	043608	10/21/2005	Summary Release	4,464.47
GJ	GL	001813	12/1/2005	NOVEMBER REVENUE SUMMARY	0.00
PO	R	056358	11/14/2005	NON STOCK DIRECTLY CHARGED TO	40,472.70
AP	VO	044022	11/14/2005	Summary Release	5,497.64
GJ	GL	001843	12/30/2005	RECLASS HEARTLAND INV NOV	48,156.50
PO	R	057128	12/15/2005	NON STOCK DIRECTLY CHARGED TO	14,705.38
AP	VO	044676	12/21/2005	Summary Release	39.94
PO	R	058016	1/24/2006	NON STOCK DIRECTLY CHARGED TO	1,206.49
AP	VO	045076	1/18/2006	Summary Release	108.88
PO	R	058540	2/15/2006	NON STOCK DIRECTLY CHARGED TO	10,501.20
GJ	GL	001938	1/24/2006	Summary Release	11.25
PO	R	059445	3/30/2006	RECLASS HEARTLAND PUMP INV	10,501.20
AP	VO	046085	3/23/2006	NON STOCK DIRECTLY CHARGED TO	12,201.20
PO	R	059647	3/9/2006	Summary Release	-0.01
PO	R	060335	4/4/2006	NON STOCK DIRECTLY CHARGED TO	1,915.00
AP	AD	048162	5/3/2006	NON STOCK DIRECTLY CHARGED TO	1,064.00
PO	R	061577	6/26/2006	Summary Release	0.00
Acct 633000 Total					2,020.00
Acct 633000 Total					276,454.65
Acct 641000 WATER TREATMENT CHEMICALS					1,470.28
Sub: 20					274,984.37
GJ	GL	001705	8/9/2005	KP ERROR ACCT#	37,214.27
AP	VO	041929	6/29/2005	Summary Release	36.99
GJ	GL	001736	9/8/2005	KP ERROR ACCT#	47,310.92
AP	VO	042392	8/18/2005	Summary Release	15,000.84
GJ	GL	001769	10/18/2005	KP ERROR ACCT#	44,589.78
GJ	GL	001791	11/3/2005	KP ERROR ACCT#	36,980.46
Sub: 20					0.00

Acct:	641000	WATER TREATMENT CHEMICALS	Sub: 20	KP ERROR ACCT#	Water
GJ	GL	001705	8/9/2005	KP ERROR ACCT#	37,214.27
AP	VO	041929	6/29/2005	Summary Release	36.99
GJ	GL	001736	9/8/2005	KP ERROR ACCT#	47,310.92
AP	VO	042392	8/18/2005	Summary Release	15,000.84
GJ	GL	001769	10/18/2005	KP ERROR ACCT#	44,589.78
GJ	GL	001791	11/3/2005	KP ERROR ACCT#	36,980.46
Sub: 20					0.00

Date: Tuesday, December 05, 2006
 Time: 01:55PM
 User: staylor

Frankfort Plant Board
 Detail General Ledger - Standard
 Periods: 01-06 Through 12-06 As of: 12/31/2006 Ledger ID: 00001

Page: 198 of 318
 Report: 01620.rpt
 Company: 00001

Jrnl	Tran	Bat	Per	Reference	Tran	Description	Beginning	Debit	Credit	Ending
Type	Type	Nbr	Ent	Nbr	Date		Balance	Amount	Amount	Balance
GJ	GL	001842	06-06	JE06-2	12/30/2005	KP ERROR ACCT#		44,139.08	0.00	
IN	CT	057650	07-06	424	1/6/2006	Summary Release		2,553.23	0.00	
GJ	GL	001889	07-06	JE07-3	2/6/2006	KP ERROR ACCT#		21,259.37	0.00	
IN	RI	057648	07-06	423	1/6/2006	Summary Release		0.00	1,971.40	
GJ	GL	001913	08-06		3/3/2006	KP ERROR ACCT#		28,653.91	0.00	
GJ	GL	001935	09-06	JE09-3	3/29/2006	KP ERROR ACCT#		18,723.13	0.00	
PO	R	059330	09-06		3/21/2006	NON STOCK DIRECTLY CHARGED TO		1,184.60	0.00	
AP	VO	046223	09-06	053364	3/21/2006	Summary Release		43.72	0.00	
GJ	GL	001972	10-06	JE10-3	5/22/2006	KP ERROR ACCT# S/B CHEM NOT IV		35,809.47	0.00	
PO	R	060121	10-06		4/19/2006	NON STOCK DIRECTLY CHARGED TO		5,740.00	0.00	
AP	AD	047549	11-06	054865	5/26/2006	Summary Release		0.00	-143.59	
IN	CT	061185	11-06	912	5/26/2006	Summary Release		21,659.66	0.00	
GJ	GL	002007	11-06	JE11-3	6/5/2006	KP ERROR ACCT#		728.84	1,228.32	
AP	VO	046784	10-06	053996	4/19/2006	Summary Release		-143.59	0.00	
PO	X	061112	11-06		5/26/2006	NON STOCK DIRECTLY CHARGED TO		0.00	5,740.00	
IN	CT	062168	12-06	928	6/30/2006	Summary Release		32,586.73	0.00	
GJ	GL	002045	12-06	JE12-4	7/10/2006	KP ERROR ACCT#		0.00	16,104.00	
Acct:	641000	WATER TREATMENT CHEMICALS			Sub: 40				General	
IN	CT	053468	01-06	919	7/28/2005	Summary Release		37,214.27	0.00	
GJ	GL	001705	01-06	JE01-2	8/9/2005	KP ERROR ACCT#		0.00	37,214.27	
IN	CT	054255	02-06	916	8/26/2005	Summary Release		47,310.92	0.00	
GJ	GL	001736	02-06	JE02-2	9/8/2005	KP ERROR ACCT#		0.00	47,310.92	
IN	CT	055195	03-06	935	9/29/2005	Summary Release		47,780.43	0.00	
GJ	GL	001769	03-06	JE03-3	10/18/2005	KP ERROR ACCT#		0.00	44,589.78	
IN	RI	055194	03-06	934	9/29/2005	Summary Release		0.00	3,190.65	
IN	CT	056005	04-06	914	10/27/2005	Summary Release		36,980.46	0.00	
GJ	GL	001791	04-06	JE04-2	11/3/2005	KP ERROR ACCT#		0.00	36,980.46	
IN	CT	057485	06-06	902	12/29/2005	Summary Release		44,139.08	0.00	
GJ	GL	001842	06-06	JE06-2	12/30/2005	KP ERROR ACCT#		0.00	44,139.08	
IN	CT	058116	07-06	932	1/26/2006	Summary Release		26,351.21	0.00	
GJ	GL	001889	07-06	JE07-3	2/6/2006	KP ERROR ACCT#		0.00	21,259.37	
IN	RI	058115	07-06	931	1/26/2006	Summary Release		0.00	5,091.84	
IN	CT	058833	08-06	900	2/24/2006	Summary Release		28,653.91	0.00	
GJ	GL	001913	08-06	900	3/3/2006	KP ERROR ACCT#		0.00	28,653.91	
IN	CT	059538	09-06	900	3/28/2006	Summary Release		18,723.13	0.00	
GJ	GL	001935	09-06	JE09-3	3/29/2006	KP ERROR ACCT#		0.00	18,723.13	
IN	CT	060453	10-06	918	5/1/2006	Summary Release		19,705.47	0.00	

Date: Tuesday, December 05, 2006
 Time: 01:55PM
 User: staylor

Frankfort Plant Board
Detail General Ledger - Standard

Page: 199 of 318
 Report: 01620.rpt
 Company: 00001

Periods: 01-06 Through 12-06 As of: 12/3/2006 Ledger ID: 00001

Jrnl	Tran	Bat	Per	Reference	Tran	Description	Beginning Balance	Debit Amount	Credit Amount	Ending Balance
Type	Type	Nbr	Ent	Nbr	Date					
GJ	GL	001971	10-06	JE10-3	5/2/2006	KP ERROR ACCT#		0.00	19,705.47	
IN	CT	061193	11-06	914	5/30/2006	Summary Release		728.84	0.00	
GJ	GL	002007	11-06	JE11-3	6/5/2006	KP ERROR ACCT#		0.00	728.84	
			12-06					0.00	0.00	*
Acct 641000 Total							0.00	701,659.13	332,487.85	369,171.28

Acct:	Sub:	Tran	Description	Beginning Balance	Debit Amount	Credit Amount	Ending Balance
642000	20						
			WATER TREATMENT LABOR				
GJ	GL	001689	01-06 RPAYACCO1	7/29/2005	28,794.08	12,053.55	
GJ	GL	001721	02-06	8/18/2005	26,688.75	0.00	
GJ	GL	001766	03-06 JE03-4	10/12/2005	46,562.77	11,879.56	
GJ	GL	001780	04-06	10/27/2005	23,422.21	0.00	
GJ	GL	001812	05-06	11/23/2005	24,059.17	0.00	
GJ	GL	001855	06-06	12/22/2005	22,784.94	0.00	
GJ	GL	001870	07-06	1/19/2006	24,680.24	0.00	
GJ	GL	001898	08-06	2/16/2006	24,512.14	0.00	
GJ	GL	001946	09-06	3/30/2006	37,203.50	0.00	
GJ	GL	001965	10-06	4/27/2006	23,273.80	0.00	
AP	VO	046556	10-06	4/8/2006	195.78	0.00	
GJ	GL	001994	11-06	5/25/2006	23,436.38	0.00	
GJ	GL	002048	12-06	7/6/2006	35,689.74	0.00	
Acct 642000 Total				0.00	341,303.50	23,933.11	317,370.39

Acct:	Sub:	Tran	Description	Beginning Balance	Debit Amount	Credit Amount	Ending Balance
643000	20						
			MISCELLANEOUS TREATMENT EXPENS				
GJ	GL	001705	01-06 JE01-2	8/9/2005	15.46	0.00	
PO	R	053134	01-06	7/15/2005	3,171.55	0.00	
AP	VO	041998	01-06 048457	6/29/2005	1,088.11	0.00	
IN	CT	053685	02-06 424	8/3/2005	6.35	0.00	
GJ	GL	001736	02-06 JE02-2	9/8/2005	39.20	0.00	
PO	R	053996	02-06	8/19/2005	1,292.41	0.00	
AP	VO	042532	02-06 049136	8/25/2005	668.53	0.00	
GJ	GL	001769	03-06 JE03-3	10/18/2005	201.93	0.00	
PO	R	055015	03-06	9/26/2005	960.04	0.00	
AP	VO	043040	03-06 049714	9/26/2005	726.13	0.00	
PO	R	055944	04-06	10/26/2005	2,003.44	0.00	
AP	VO	043723	04-06 050530	10/27/2005	1,350.87	0.00	
PO	R	056654	05-06	11/28/2005	483.15	0.00	
AP	VO	044215	05-06 051099	11/28/2005	557.48	0.00	
PO	R	057440	06-06	12/28/2005	2,103.69	0.00	
AP	VO	044697	06-06 051670	12/28/2005	1,132.26	0.00	

Date: Tuesday, December 05, 2006
 Time: 01:56PM
 User: staylor

Frankfort Plant Board
Detail General Ledger - Standard
 Periods: 01-06 Through 12-06 As of: 12/3/2006 Ledger ID: 00001

Page: 200 of 318
 Report: 01620.rpt
 Company: 00001

Acct:	Jrnl	Tran	Bat	Per	Ent	Reference	Tran	Description	Beginning Balance	Debit Amount	Credit Amount	Ending Balance
643000 MISCELLANEOUS TREATMENT EXPENSSub: 40	GJ	GL	001889	07-06		JE07-3	2/6/2006	KP ERROR ACCT#		122.74	0.00	
	PO	R	058023	07-06			1/24/2006	NON STOCK DIRECTLY CHARGED TO		948.34	0.00	
	AP	VO	045351	07-06		052373	1/27/2006	Summary Release		1,161.01	0.00	
	PO	R	058743	08-06			2/24/2006	NON STOCK DIRECTLY CHARGED TO		843.27	0.00	
	AP	VO	045756	08-06		052804	2/22/2006	Summary Release		405.64	0.00	
	AP	AD	045915	09-06		053039	3/1/2006	Summary Release		0.00	4.73	
	GJ	GL	001935	09-06		JE09-3	3/29/2006	KP ERROR ACCT#		303.04	29.86	
	PO	R	059551	09-06			3/28/2006	NON STOCK DIRECTLY CHARGED TO		8,004.75	0.00	
	AP	VO	046330	09-06		053488	3/24/2006	Summary Release		937.89	0.00	
	GJ	GL	001968	10-06		JE10-3	4/28/2006	KP ERROR ACCT#		92.46	0.00	
	PO	R	060242	10-06			4/24/2006	NON STOCK DIRECTLY CHARGED TO		6,574.35	0.00	
	AP	VO	046848	10-06		054065	4/24/2006	Summary Release		292.54	0.00	
	IN	CT	060787	11-06		903	5/1/2006	Summary Release		70.38	0.00	
	GJ	GL	001999	11-06		JE11-1	6/1/2006	RECLASS EXP POST INCORR MARCH		1,228.32	0.00	
	PO	R	061106	11-06			5/26/2006	NON STOCK DIRECTLY CHARGED TO		1,158.77	0.00	
	AP	VO	047362	11-06		054659	5/19/2006	Summary Release		1,001.91	0.00	
	GJ	GL	002053	12-06		FYE1	7/6/2006	YEAR END A/P ACCRUALS		375.45	0.00	
	PO	R	062129	12-06			6/30/2006	NON STOCK DIRECTLY CHARGED TO		4,034.86	0.00	
	AP	VO	048310	12-06		055689	7/2/2006	Summary Release		2,472.95	0.00	
	General											
IN	CT	053130	01-06		907	7/14/2005	Summary Release		15.46	0.00		
GJ	GL	001705	01-06		JE01-2	8/9/2005	KP ERROR ACCT#		0.00	15.46		
IN	CT	053797	02-06		914	8/8/2005	Summary Release		39.20	0.00		
GJ	GL	001736	02-06		JE02-2	9/8/2005	KP ERROR ACCT#		0.00	39.20		
IN	CT	055189	03-06		930	9/29/2005	Summary Release		201.93	0.00		
GJ	GL	001769	03-06		JE03-3	10/18/2005	KP ERROR ACCT#		0.00	201.93		
			04-06						0.00	0.00		
			05-06						0.00	0.00		
			06-06						0.00	0.00		
IN	CT	057892	07-06		930	1/17/2006	Summary Release		122.74	0.00		
GJ	GL	001889	07-06		JE07-3	2/6/2006	KP ERROR ACCT#		0.00	122.74		
			08-06						0.00	0.00		
IN	CT	059573	09-06		923	3/28/2006	Summary Release		279.07	0.00		
GJ	GL	001935	09-06		JE09-3	3/29/2006	KP ERROR ACCT#		0.00	303.04		
PO	R	059307	09-06			3/21/2006	NON STOCK DIRECTLY CHARGED TO		23.97	0.00		
IN	CT	060377	10-06		912	4/24/2006	Summary Release		92.46	0.00		
GJ	GL	001968	10-06		JE10-3	4/28/2006	KP ERROR ACCT#		0.00	92.46		
			11-06						0.00	0.00		

Date: Tuesday, December 05, 2006
 Time: 01:55PM
 User: staylor

Frankfort Plant Board
Detail General Ledger - Standard
 Periods: 01-06 Through 12-06 As of: 12/31/2006 Ledger ID: 00001

Page: 201 of 318
 Report: 01620.rpt
 Company: 00001

Acct:	Jrnl	Tran	Bat	Per	Reference	Tran	Tran	Beginning	Debit	Credit	Ending		
	Type	Type	Nbr	Ent	Nbr	Date	Description	Balance	Amount	Amount	Balance		
				12-06					0.00	0.00	*		
								Acct 643000	Total	0.00	46,601.10	809.42	45,791.68
Acct: 644000							TREATMENT LABORATORY EXPENSE Sub: 20			Water			
PO R				01-06		7/20/2005	NON STOCK DIRECTLY CHARGED TO		1,446.50	0.00			
PO R				02-06		8/25/2005	NON STOCK DIRECTLY CHARGED TO		3,137.22	0.00			
AP VO				02-06	049072	8/25/2005	Summary Release		124.83	0.00			
PO R				03-06		9/28/2005	NON STOCK DIRECTLY CHARGED TO		5,141.90	0.00			
AP VO				03-06	049445	9/13/2005	Summary Release		63.25	0.00			
AP VO				03-06	049821	9/28/2005	Summary Release		43.98	0.00			
PO R				04-06		10/27/2005	NON STOCK DIRECTLY CHARGED TO		2,153.95	0.00			
AP VO				04-06	050218	10/17/2005	Summary Release		282.46	0.00			
PO R				05-06		11/29/2005	NON STOCK DIRECTLY CHARGED TO		3,166.75	0.00			
AP VO				05-06	050787	11/8/2005	Summary Release		151.49	0.00			
PO X				05-06		11/15/2005	NON STOCK DIRECTLY CHARGED TO		0.00	7.20			
GJ GL				06-06	JE06-2	12/30/2005	KP ERROR ACCT#		435.00	435.00			
PO R				06-06		12/28/2005	NON STOCK DIRECTLY CHARGED TO		3,583.50	0.00			
AP VO				06-06	051749	12/29/2005	Summary Release		61.10	0.00			
PO R				07-06		1/27/2006	NON STOCK DIRECTLY CHARGED TO		6,612.55	0.00			
PO R				07-06	052201	1/23/2006	Summary Release		154.93	0.00			
AP VO				08-06		2/23/2006	NON STOCK DIRECTLY CHARGED TO		2,905.81	0.00			
AP VO				08-06	052684	2/13/2006	Summary Release		174.75	0.00			
PO R				09-06		3/28/2006	NON STOCK DIRECTLY CHARGED TO		3,049.55	0.00			
AP R				09-06	053432	3/23/2006	Summary Release		105.39	0.00			
PO R				10-06		4/24/2006	NON STOCK DIRECTLY CHARGED TO		3,294.42	0.00			
AP VO				10-06	053702	4/5/2006	Summary Release		-57.51	0.00			
AP AD				11-06	054306	5/4/2006	Summary Release		0.00	144.51			
PO R				11-06		5/25/2006	NON STOCK DIRECTLY CHARGED TO		1,768.70	0.00			
AP VO				11-06	054351	5/5/2006	Summary Release		56.10	0.00			
GJ GL				12-06	FYE1	7/6/2006	YEAR END AP ACCRUALS		1,698.00	0.00			
PO R				12-06		6/30/2006	NON STOCK DIRECTLY CHARGED TO		3,955.39	0.00			
AP VO				12-06	055353	6/19/2006	Summary Release		39.56	0.00			
Acct: 644000							TREATMENT LABORATORY EXPENSE Sub: 40			General			
				01-06					0.00	0.00	*		
				02-06					0.00	0.00	*		
				03-06					0.00	0.00	*		
				04-06					0.00	0.00	*		
				05-06					0.00	0.00	*		

Date: Tuesday, December 05, 2006
 Time: 01:55PM
 User: staylor

Frankfort Plant Board
Detail General Ledger - Standard
 Periods: 01-06 Through 12-06 As of: 12/31/2006 Ledger ID: 00001

Page: 202 of 318
 Report: 01620.rpt
 Company: 00001

Jrnl	Tran	Bat	Per	Reference	Tran	Description	Beginning Balance	Debit Amount	Credit Amount	Ending Balance
Type	Type	Nbr	Ent	Nbr	Date					
GJ	GL	001842	06-06	JE06-2	12/30/2005	KP ERROR ACCT#		0.00	435.00	
PO	R	057052	06-06		12/12/2005	NON STOCK DIRECTLY CHARGED TO		435.00	0.00	
			07-06					0.00	0.00	
			08-06					0.00	0.00	
			09-06					0.00	0.00	
			10-06					0.00	0.00	
			11-06					0.00	0.00	
			12-06					0.00	0.00	
Acct: 644000 Total							0.00	43,984.57	1,021.71	42,962.86

Acct:	644100	TREATMENT LABORATORY PAYROLL	Sub:	20	Water					
GJ	GL	001689	01-06	RPAYACCO1	7/29/2005	REVERSE EOY PAYROLL ACCRUAL		2,816.26	1,277.78	
GJ	GL	001721	02-06		8/18/2005			2,476.46	0.00	
GJ	GL	001745	03-06	JE03-4	9/28/2005	REV PAYROLL POSTED TWICE 9-1-5		5,502.21	1,340.64	
GJ	GL	001777	04-06		10/13/2005			828.59	0.00	
GJ	GL	001807	05-06		11/10/2005			638.40	0.00	
GJ	GL	001855	06-06		12/22/2005			2,955.26	0.00	
GJ	GL	001870	07-06		1/19/2006			3,202.64	0.00	
GJ	GL	001898	08-06		2/16/2006			3,184.02	0.00	
GJ	GL	001946	09-06		3/30/2006			4,450.18	0.00	
GJ	GL	001965	10-06		4/27/2006			2,979.20	0.00	
GJ	GL	001994	11-06		5/25/2006			2,737.14	0.00	
GJ	GL	002048	12-06	PAYACC12	7/6/2006	YEAR END PAYROLL ACCRUAL		4,468.80	0.00	
Acct: 644100 Total							0.00	36,239.16	2,618.42	33,620.74

Acct:	652000	WATER TREATMENT MAINTENANCE	Sub:	10	Electric					
GJ	GL	001705	01-06	JE01-2	8/9/2005	KP ERROR ACCT#		0.00	164.48	
PO	R	053121	01-06		7/15/2005	NON STOCK DIRECTLY CHARGED TO		164.48	0.00	
			02-06					0.00	0.00	
IN	CT	055166	03-06	144	9/28/2005	Summary Release		1,194.60	0.00	
GJ	GL	001769	03-06	JE03-3	10/18/2005	KP ERROR ACCT#		0.00	474.62	
IN	RI	055196	03-06	147	9/29/2005	Summary Release		0.00	719.98	
			04-06					0.00	0.00	
			05-06					0.00	0.00	
			06-06					0.00	0.00	
			07-06					0.00	0.00	
			08-06					0.00	0.00	
			09-06					0.00	0.00	
			10-06					0.00	0.00	

Date: Tuesday, December 05, 2006
 Time: 01:55PM
 User: staylor

Frankfort Plant Board
Detail General Ledger - Standard
 Periods: 01-06 Through 12-06 As of: 12/31/2006 Ledger ID: 00001

Page: 205 of 318
 Report: 01620.rpt
 Company: 00001

Jrnl	Tran	Bat	Per	Reference	Tran	Description	Beginning Balance	Debit Amount	Credit Amount	Ending Balance
Type	Type	Nbr	Ent	Nbr	Date					
			03-06					0.00	0.00	*
			04-06					0.00	0.00	*
			05-06					0.00	0.00	*
			06-06					0.00	0.00	*
			07-06					0.00	0.00	*
			08-06					0.00	0.00	*
			09-06					0.00	0.00	*
GJ	GL	001968	10-06	JE10-3	4/28/2006	KP ERROR ACCT#		0.00	635.93	
PO	R	060221	10-06		4/27/2006	NON STOCK DIRECTLY CHARGED TO		613.08	0.00	
AP	VO	046457	10-06	053654	4/4/2006	Summary Release		22.85	0.00	
GJ	GL	002000	11-06	JE11-3	6/1/2006	KP ERROR ACCT#		0.00	264.84	
PO	R	060372	11-06		5/5/2006	NON STOCK DIRECTLY CHARGED TO		264.84	0.00	
IN	CT	061611	12-06	420	6/12/2006	Summary Release		42.93	0.00	
GJ	GL	002042	12-06	JE12-3	7/10/2006	KP ERROR ACCT#		0.00	42.93	
Acct: 678000					Sub: 20					
									Water	
IN	CT	053116	01-06	408	7/14/2005	Summary Release		351.82	0.00	
GJ	GL	001700	01-06	COU01	8/5/2005	CO USE ELECTRIC & WATER		4,598.25	0.00	
PO	R	053390	01-06		7/26/2005	NON STOCK DIRECTLY CHARGED TO		8,763.41	0.00	
IN	RI	052967	01-06	400	7/7/2005	Summary Release		0.00	4.97	
AP	VO	041996	01-06	048450	6/29/2005	Summary Release		6,823.57	0.00	
IN	CT	054154	02-06	447	8/23/2005	Summary Release		1,305.43	0.00	
GJ	GL	001730	02-06	COU02	9/6/2005	CO USE ELECTRIC & WATER		4,088.92	0.00	
PO	R	054144	02-06		8/25/2005	#2 STONE		14,462.45	0.00	
AP	VO	042532	02-06	049136	8/26/2005	Summary Release		37.68	0.00	
IN	CT	055127	03-06	465	9/28/2005	Summary Release		9,131.21	0.00	
GJ	GL	001769	03-06	JE03-3	10/18/2005	KP ERROR ACCT#		7,134.28	0.00	
PO	R	055165	03-06		9/29/2005	NON STOCK DIRECTLY CHARGED TO		11,750.58	0.00	
IN	RI	054842	03-06	425	9/19/2005	Summary Release		0.00	5,977.44	
AP	VO	042992	03-06	049655	9/22/2005	Summary Release		76.99	0.00	
PO	X	054436	03-06		9/9/2005	NON STOCK DIRECTLY CHARGED TO		0.00	150.00	
IN	CT	055615	04-06	52250	10/14/2005	Summary Release		1,979.65	0.00	
GJ	GL	001784	04-06	COU04	11/1/2005	CO USE ELECTRIC&WATER		3,988.78	0.00	
PO	R	056003	04-06		10/27/2005	NON STOCK DIRECTLY CHARGED TO		11,824.93	0.00	
IN	RI	055924	04-06	441	10/25/2005	Summary Release		0.00	4,634.13	
AP	VO	043700	04-06	050501	10/26/2005	Summary Release		2,096.81	0.00	
PO	X	055409	04-06		10/10/2005	DGA CRUSHED STONE		0.00	3,261.22	
IN	CT	056675	05-06	467	11/23/2005	Summary Release		3,381.90	0.00	
GJ	GL	001823	05-06	COU05	12/5/2005	CO USE ELECTRIC&WATER		3,566.41	0.00	

Date: Tuesday, December 05, 2006
 Time: 01:55PM
 User: staylor

Frankfort Plant Board
 Detail General Ledger - Standard
 Periods: 01-06 Through 12-06 As of: 12/31/2006 Ledger ID: 00001

Page: 206 of 318
 Report: 01620.rpt
 Company: 00001

Jrnl	Tran	Bat	Per	Reference	Tran	Description	Beginning Balance	Debit Amount	Credit Amount	Ending Balance
Type	Type	Nbr	Ent	Nbr	Date					
PO	R	056675	05-06		11/29/2005	NON STOCK DIRECTLY CHARGED TO		53,087.50	0.00	
IN	RI	056645	05-06	449	11/23/2005	Summary Release		0.00	3,395.36	
AP	VO	044215	05-06	051099	11/28/2005	Summary Release		172.38	0.00	
IN	CT	057073	06-06	45	12/9/2005	Summary Release		1,317.83	0.00	
GJ	GL	001843	06-06	JE06-1	12/30/2005	RECLASS HEARTLAND INV NOV		3,207.89	48,156.50	
PO	R	057412	06-06		12/28/2005	NON STOCK DIRECTLY CHARGED TO		8,332.30	0.00	
IN	RI	056887	06-06	409	12/6/2005	Summary Release		0.00	895.82	
AP	VO	044739	06-06	051712	12/28/2005	Summary Release		3,824.47	0.00	
IN	CT	058062	07-06	452	1/25/2006	Summary Release		10,178.28	0.00	
GJ	GL	001880	07-06	JE07-2	2/1/2006	RECLASS GRW EXP TO ENG PER DB		21,581.64	0.00	
PO	R	058151	07-06		1/27/2006	NON STOCK DIRECTLY CHARGED TO		11,692.91	0.00	
IN	RI	057613	07-06	410	1/5/2006	Summary Release		0.00	283.15	
AP	VO	045299	07-06	052322	1/26/2006	Summary Release		2,718.14	0.00	
IN	CT	058617	08-06	45	2/16/2006	Summary Release		4,424.38	0.00	
GJ	GL	001909	08-06	JE08-03	3/2/2006	KP ERROR ACCT#		2,646.35	0.00	
PO	R	058747	08-06		2/24/2006	NON STOCK DIRECTLY CHARGED TO		15,716.93	0.00	
AP	VO	045815	08-06	052864	2/24/2006	Summary Release		4,820.04	0.00	
PO	X	058206	08-06		1/31/2006	NON STOCK DIRECTLY CHARGED TO		0.00	80.00	
IN	CT	059580	09-06	451	3/28/2006	Summary Release		12,158.21	0.00	
GJ	GL	001938	09-06	JE09-1	3/30/2006	RECLASS HEARTLAND PUMP INV		3,791.31	10,501.20	
PO	R	059559	09-06		3/29/2006	NON STOCK DIRECTLY CHARGED TO		7,454.40	0.00	
IN	RI	058973	09-06	409	3/2/2006	Summary Release		0.00	148.94	
AP	VO	046151	09-06	053286	3/14/2006	Summary Release		68.96	0.00	
IN	CT	060278	10-06	428	4/24/2006	Summary Release		1,604.87	0.00	
GJ	GL	001968	10-06	JE10-3	4/28/2006	KP ERROR ACCT#		4,117.93	0.00	
PO	R	060286	10-06		5/1/2006	NON STOCK DIRECTLY CHARGED TO		10,469.10	0.00	
IN	RI	060279	10-06	429	4/24/2006	Summary Release		0.00	5,350.69	
AP	VO	046898	10-06	054154	4/27/2006	Summary Release		2,868.03	0.00	
AP	AD	047051	11-06	054303	5/4/2006	Summary Release		0.00	100.50	
IN	CT	061141	11-06	452	5/26/2006	Summary Release		53,293.54	0.00	
GJ	GL	002000	11-06	JE11-3	6/1/2006	KP ERROR ACCT#		3,375.91	0.00	
PO	R	061117	11-06		5/26/2006	CONCRETE,3500 MIX		8,149.91	0.00	
IN	RI	061133	11-06	444	5/26/2006	Summary Release		0.00	26,412.67	
AP	VO	047525	11-06	054835	5/26/2006	Summary Release		18,660.74	0.00	
IN	CT	061745	12-06	625	6/16/2006	Summary Release		8,439.68	0.00	
GJ	GL	002042	12-06	JE12-3	7/10/2006	KP ERROR ACCT#		6,643.41	0.00	
PO	R	062125	12-06		6/29/2006	NON STOCK DIRECTLY CHARGED TO		19,819.61	0.00	
IN	RI	061601	12-06	418	6/12/2006	Summary Release		0.00	2,750.29	

Date: Tuesday, December 05, 2006
 Time: 01:55PM
 User: staylor

Frankfort Plant Board
 Detail General Ledger - Standard
 Periods: 01-06 Through 12-06 As of: 12/31/2006 Ledger ID: 00001

Jrnl	Tran	Bat	Per	Reference	Tran	Tran	Beginning	Debit	Credit	Ending
Type	Type	Nbr	Ent	Nbr	Date	Description	Balance	Amount	Amount	Balance
AP	VO	048290	12-06	055665	6/30/2006	Summary Release		6,578.52	0.00	
PO	X	062123	12-06		6/29/2006	NON STOCK DIRECTLY CHARGED TO		0.00	3,500.00	
Acct: 678000 Total							0.00	407,521.94	116,546.58	290,975.36

Acct:	Sub:	Tran	Description	Beginning	Debit	Credit	Ending
678100	20	7/29/2005	REVERSE EOY PAYROLL ACCRUAL		64,408.13	23,425.71	
		8/18/2005			62,368.49	0.00	
		9/28/2005	REV PAYROLL POSTED TWICE 9-1-5		119,145.53	30,675.99	
		11/3/2005	CORR SA#ERROCTPPR#2		48,454.96	114.12	
		12/5/2005	CORR SA#ERRS NOV P/R#2		57,675.52	0.00	
		12/22/2005			69,618.42	0.00	
		1/31/2006	JANUARY CASH RECEIPTS		62,785.41	45.00	
		2/16/2006			63,331.55	0.00	
		3/14/2006	Summary Release		63.84	0.00	
		3/30/2006			82,935.53	0.00	
		4/27/2006			53,861.89	0.00	
		5/25/2006			49,978.80	0.00	
		7/6/2006	YEAR END PAYROLL ACCRUAL		73,043.57	0.00	
Acct: 678100 Total				0.00	807,671.64	54,260.82	753,410.82

Acct:	Sub:	Tran	Description	Beginning	Debit	Credit	Ending
700000	10	8/17/2005	D.ALLOCATION FACTOR		92.34	0.00	
		7/1/2005	NON STOCK DIRECTLY CHARGED TO		210.24	0.00	
		6/29/2005	Summary Release		7,285.00	0.00	
		8/26/2005	Summary Release		3,057.79	0.00	
		10/19/2005	D.ALLOCATION FACTOR		750.39	0.00	
		9/9/2005	NON STOCK DIRECTLY CHARGED TO		941.30	0.00	
		9/9/2005	Summary Release		71.80	0.00	
		10/21/2005	Summary Release		139.09	0.00	
		10/26/2005	NON STOCK DIRECTLY CHARGED TO		99.52	0.00	
		12/13/2005	Summary Release		85.84	0.00	
		1/10/2006	D.ALLOCATION FACTOR		111.76	0.00	
		12/15/2005	Summary Release		1.10	0.00	
		2/6/2006	D.ALLOCATION FACTOR		47.41	0.00	
		1/27/2006	NON STOCK DIRECTLY CHARGED TO		683.65	0.00	
		2/6/2006	NON STOCK DIRECTLY CHARGED TO		172.74	0.00	
		4/1/2006	D.ALLOCATION FACTOR		122.28	0.00	
		3/21/2006	NON STOCK DIRECTLY CHARGED TO		1,559.47	0.00	

Date: Tuesday, December 05, 2006
 Time: 01:55PM
 User: staylor

Frankfort Plant Board
Detail General Ledger - Standard

Periods: 01-06 Through 12-06 As of: 12/3/2006 Ledger ID: 00001

Acct:	Jrnl	Tran	Bat	Per	Reference	Tran	Description	Beginning Balance	Debit Amount	Credit Amount	Ending Balance
	Type	Type	Nbr	Ent	Nbr	Date					
Acct: 700000 ENGINEERING EXPENSE ACCOUNT Sub: 30	PO	R	060251	10-06		5/1/2006	NON STOCK DIRECTLY CHARGED TO		660.44	0.00	
	AP	VO	046678	10-06	053890	4/13/2006	Summary Release		18.69	0.00	
	AP	AD	047123	11-06	054374	5/8/2006	Summary Release		0.00	33.66	
	GJ	LD	002013	11-06	7000	6/5/2006	D:ALLOCATION FACTOR		0.00	68.01	
	PO	R	061133	11-06		5/30/2006	NON STOCK DIRECTLY CHARGED TO		130.86	0.00	
	AP	VO	047355	11-06	054652	5/18/2006	Summary Release		36.00	0.00	
	AP	AD	048026	12-06	055388	6/19/2006	Summary Release		0.00	2,536.79	
	GJ	GL	002053	12-06	FYE1	7/6/2006	YEAR END A/P ACCRUALS		160.82	0.00	
	GJ	LD	002054	12-06	7000	7/14/2006	D:ALLOCATION FACTOR		0.00	2.22	
	PO	R	062133	12-06		6/30/2006	NON STOCK DIRECTLY CHARGED TO		898.01	0.00	
	AP	VO	047782	12-06	055118	6/8/2006	Summary Release		27.00	0.00	
	Acct: 700000 ENGINEERING EXPENSE ACCOUNT Sub: 20	GJ	LD	001717	01-06	7000	8/17/2005	D:ALLOCATION FACTOR		50.49	0.00
PO		R	052790	01-06		6/30/2005	NON STOCK DIRECTLY CHARGED TO		80.72	0.00	
AP		VO	042532	02-06	049136	8/26/2005	Summary Release		4,509.40	0.00	
GJ		LD	001865	06-06	7000	10/19/2005	D:ALLOCATION FACTOR		410.30	0.00	
PO		R	054818	03-06		9/19/2005	NON STOCK DIRECTLY CHARGED TO		4,249.98	0.00	
GJ		LD	001837	05-06	7000	12/13/2005	D:ALLOCATION FACTOR		100.66	0.00	
PO		R	056455	05-06		11/16/2005	NON STOCK DIRECTLY CHARGED TO		105.00	0.00	
AP		VO	044140	05-06	051006	11/18/2005	Summary Release		10,960.90	0.00	
GJ		LD	001865	06-06	7000	1/10/2006	D:ALLOCATION FACTOR		61.11	0.00	
AP		VO	044717	06-06	051690	12/28/2005	Summary Release		3.38	0.00	
GJ		GL	001880	07-06	JE07-2	2/1/2006	RECLASS GRW EXP TO ENG PER DB		0.00	13,614.10	
GJ		LD	001894	07-06	7000	2/6/2006	D:ALLOCATION FACTOR		25.93	0.00	
PO	R	058622	08-06		2/17/2006	NON STOCK DIRECTLY CHARGED TO		51.96	0.00		
GJ	LD	001960	09-06	7000	4/1/2006	D:ALLOCATION FACTOR		66.86	0.00		
PO	R	059058	09-06		3/8/2006	NON STOCK DIRECTLY CHARGED TO		95.98	0.00		
AP	VO	046293	09-06	053432	3/23/2006	Summary Release		16.95	0.00		
PO	R	059895	10-06		4/12/2006	NON STOCK DIRECTLY CHARGED TO		28.25	0.00		
AP	VO	046898	10-06	054154	4/27/2006	Summary Release		36.65	0.00		
IN	CT	060787	11-06	908	5/11/2006	Summary Release		11.50	0.00		
GJ	LD	002013	11-06	7000	6/5/2006	D:ALLOCATION FACTOR		0.00	37.19		
PO	R	060741	11-06		5/16/2006	NON STOCK DIRECTLY CHARGED TO		69.84	0.00		
AP	VO	047355	11-06	054652	5/18/2006	Summary Release		23.00	0.00		
GJ	LD	002054	12-06	7000	7/14/2006	D:ALLOCATION FACTOR		0.00	1.21		
PO	R	061765	12-06		6/22/2006	NON STOCK DIRECTLY CHARGED TO		103.10	0.00		

Cable

Date: Tuesday, December 05, 2006
 Time: 01:55PM
 User: staylor

Frankfort Plant Board
Detail General Ledger - Standard
 Periods: 01-06 Through 12-06 As of: 12/31/2006 Ledger ID: 00001

Page: 209 of 318
 Report: 01620.rpt
 Company: 00001

Jrnl	Tran	Bat	Per	Reference	Tran	Description	Beginning	Debit	Credit	Ending
Type	Type	Nbr	Ent	Nbr	Date		Balance	Amount	Amount	Balance
GJ	LD	001717	01-06	7000	8/17/2005	D:ALLOCATION FACTOR		42.19	0.00	0.00
			02-06					0.00	0.00	*
GJ	LD	001775	03-06	7000	10/19/2005	D:ALLOCATION FACTOR		342.79	0.00	0.00
			04-06					0.00	0.00	*
GJ	LD	001837	05-06	7000	12/13/2005	D:ALLOCATION FACTOR		84.09	0.00	0.00
GJ	LD	001865	06-06	7000	1/10/2006	D:ALLOCATION FACTOR		51.06	0.00	0.00
GJ	LD	001894	07-06	7000	2/6/2006	D:ALLOCATION FACTOR		21.66	0.00	0.00
			08-06					0.00	0.00	*
GJ	LD	001960	09-06	7000	4/11/2006	D:ALLOCATION FACTOR		55.86	0.00	0.00
			10-06					0.00	0.00	*
GJ	LD	002013	11-06	7000	6/5/2006	D:ALLOCATION FACTOR		0.00	0.00	31.07
GJ	LD	002054	12-06	7000	7/14/2006	D:ALLOCATION FACTOR		0.00	0.00	1.02
Acct: 700000 ENGINEERING EXPENSE ACCOUNT Sub: 40										
GJ	LS	001717	01-06	7000	8/17/2005	S:ALLOCATION FACTOR		0.00	185.02	185.02
PO	R	053123	01-06		7/15/2005	NON STOCK DIRECTLY CHARGED TO		184.55	0.00	0.00
AP	VO	041522	01-06	047894	6/28/2005	Summary Release		0.47	0.00	0.00
			02-06					0.00	0.00	*
GJ	LS	001775	03-06	7000	10/19/2005	S:ALLOCATION FACTOR		0.00	1,503.48	1,503.48
PO	R	054728	03-06		9/15/2005	NON STOCK DIRECTLY CHARGED TO		1,605.04	0.00	0.00
AP	VO	042881	03-06	049527	9/15/2005	Summary Release		55.38	0.00	0.00
PO	X	054550	03-06		9/13/2005	NON STOCK DIRECTLY CHARGED TO		0.00	156.94	156.94
			04-06					0.00	0.00	*
GJ	LS	001837	05-06	7000	12/13/2005	S:ALLOCATION FACTOR		0.00	368.84	368.84
PO	R	056687	05-06		11/29/2005	NON STOCK DIRECTLY CHARGED TO		368.84	0.00	0.00
GJ	LS	001865	06-06	7000	1/10/2006	S:ALLOCATION FACTOR		0.00	223.93	223.93
PO	R	056710	06-06		1/130/2005	NON STOCK DIRECTLY CHARGED TO		223.93	0.00	0.00
GJ	LS	001894	07-06	7000	2/6/2006	S:ALLOCATION FACTOR		0.00	95.00	95.00
PO	R	057536	07-06		1/5/2006	NON STOCK DIRECTLY CHARGED TO		102.50	0.00	0.00
AP	VO	044881	07-06	051880	1/5/2006	Summary Release		-7.50	0.00	0.00
			08-06					0.00	0.00	*
GJ	LS	001960	09-06	7000	4/11/2006	S:ALLOCATION FACTOR		0.00	245.00	245.00
PO	R	059231	09-06		3/14/2006	NON STOCK DIRECTLY CHARGED TO		245.00	0.00	0.00
			10-06					0.00	0.00	*
AP	AD	047052	11-06	054304	5/4/2006	Summary Release		0.00	166.26	166.26
GJ	LS	002013	11-06	7000	6/5/2006	S:ALLOCATION FACTOR		136.27	0.00	0.00
AP	VO	047041	11-06	054292	5/4/2006	Summary Release		29.99	0.00	0.00
AP	AD	047978	12-06	055334	6/15/2006	Summary Release		0.00	305.75	305.75
GJ	LS	002054	12-06	7000	7/14/2006	S:ALLOCATION FACTOR		4.45	0.00	0.00

Date: Tuesday, December 05, 2006
 Time: 01:55PM
 User: staylor

Frankfort Plant Board
Detail General Ledger - Standard
 Periods: 01-06 Through 12-06 As of: 12/31/2006 Ledger ID: 00001

Jrnl	Tran	Bat	Per	Reference	Tran	Description	Beginning Balance	Debit Amount	Credit Amount	Ending Balance
Type	Type	Nbr	Ent	Nbr	Date					
PO	R	062132	12-06	055615	6/30/2006	NON STOCK DIRECTLY CHARGED TO		301.31	0.00	0.00
AP	VO	048240	12-06	055615	6/28/2006	Summary Release		-0.01	0.00	0.00
Acct 700000 Total							0.00	42,457.46	19,575.49	22,881.97

Acct:	700100	ENGINEERING PAYROLL	Sub: 10	REVERSE EOY PAYROLL ACCRUAL	Electric				
GJ	GL	001689	01-06	RPAYACC01	7/29/2005	21,827.83	9,566.83		
GJ	GL	001721	02-06		8/18/2005	20,245.61	0.00		
GJ	GL	001745	03-06	JE03-4	9/28/2005	34,488.14	10,007.37		
GJ	GL	001780	04-06		10/27/2005	17,337.88	0.00		
GJ	GL	001812	05-06		11/23/2005	17,314.50	0.00		
GJ	GL	001843	06-06	JE06-1	12/30/2005	17,253.28	275.92		
GJ	GL	001870	07-06		1/19/2006	19,904.41	0.00		
GJ	GL	001898	08-06		2/16/2006	15,293.61	0.00		
GJ	GL	001946	09-06		3/30/2006	20,371.45	0.00		
GJ	GL	001965	10-06		4/27/2006	17,612.78	0.00		
GJ	GL	001994	11-06		5/25/2006	17,799.59	0.00		
GJ	GL	002048	12-06	PAYACC12	7/6/2006	26,273.26	0.00		
Sub: 20						Water			
GJ	GL	001689	01-06	RPAYACC01	7/29/2005	12,414.09	5,501.89		
GJ	GL	001721	02-06		8/18/2005	11,542.90	0.00		
GJ	GL	001745	03-06	JE03-4	9/28/2005	22,728.83	5,289.70		
GJ	GL	001780	04-06		10/27/2005	12,431.75	0.00		
GJ	GL	001812	05-06		11/23/2005	11,763.69	0.00		
GJ	GL	001855	06-06		12/22/2005	12,354.47	0.00		
GJ	GL	001870	07-06		1/19/2006	11,803.37	0.00		
GJ	GL	001898	08-06		2/16/2006	12,664.09	0.00		
GJ	GL	001946	09-06		3/30/2006	17,537.26	0.00		
GJ	GL	001965	10-06		4/27/2006	11,708.14	0.00		
GJ	GL	001994	11-06		5/25/2006	12,570.95	0.00		
GJ	GL	002048	12-06	PAYACC12	7/6/2006	20,370.08	0.00		
Sub: 30						Cable			
GJ	GL	001689	01-06	RPAYACC01	7/29/2005	6,830.22	3,060.16		
GJ	GL	001721	02-06		8/18/2005	8,893.22	0.00		
GJ	GL	001745	03-06	JE03-4	9/28/2005	20,886.52	5,528.16		
GJ	GL	001780	04-06		10/27/2005	8,245.64	0.00		
GJ	GL	001812	05-06		11/23/2005	9,588.58	0.00		
GJ	GL	001855	06-06		12/22/2005	8,458.04	0.00		
GJ	GL	001870	07-06		1/19/2006	9,578.71	0.00		

Date: Tuesday, December 05, 2006
 Time: 01:55PM
 User: staylor

Frankfort Plant Board
Detail General Ledger - Standard
 Periods: 01-06 Through 12-06 As of: 12/31/2006 Ledger ID: 00001

Page: 213 of 318
 Report: 01620.rpt
 Company: 00001

Jrnl	Tran	Bat	Per	Reference	Tran	Tran	Beginning	Debit	Credit	Ending
Type	Type	Nbr	Ent	Nbr	Date	Description	Balance	Amount	Amount	Balance
GJ	LS	002013	11-06	9020	6/5/2006	S:ALLOCATION FACTOR		0.00	679.15	
PO	R	061080	11-06		5/25/2006	NON STOCK DIRECTLY CHARGED TO		269.00	0.00	
AP	VO	047355	11-06	054652	5/18/2006	Summary Release		410.15	0.00	
GJ	GL	002053	12-06	FYE1	7/6/2006	YEAR END A/P ACCRUALS		8.15	0.00	
GJ	LS	002054	12-06	9020	7/14/2006	S:ALLOCATION FACTOR		0.00	6,931.19	
PO	R	062110	12-06		6/29/2006	NON STOCK DIRECTLY CHARGED TO		125.47	0.00	
AP	VO	048310	12-06	055691	7/2/2006	Summary Release		6,797.57	0.00	
Acct: 902000 Total							0.00	23,241.42	11,714.78	11,526.64

Acct: 902100 METER READING PAYROLL										
Sub: 10										
Jrnl	Tran	Bat	Per	Reference	Tran	Tran	Beginning	Debit	Credit	Ending
Type	Type	Nbr	Ent	Nbr	Date	Description	Balance	Amount	Amount	Balance
GJ	LD	001717	01-06	9021	8/17/2005	D:ALLOCATION FACTOR		8,951.82	0.00	
GJ	LD	001740	02-06	9021	9/12/2005	D:ALLOCATION FACTOR		15,704.32	0.00	
GJ	LD	001775	03-06	9021	10/19/2005	D:ALLOCATION FACTOR		23,364.28	0.00	
GJ	LD	001805	04-06	9021	11/10/2005	D:ALLOCATION FACTOR		15,080.37	0.00	
GJ	LD	001837	05-06	9021	12/13/2005	D:ALLOCATION FACTOR		14,887.22	0.00	
GJ	LD	001865	06-06	9021	1/10/2006	D:ALLOCATION FACTOR		14,886.23	0.00	
GJ	LD	001894	07-06	9021	2/6/2006	D:ALLOCATION FACTOR		16,214.75	0.00	
GJ	LD	001927	08-06	9021	3/7/2006	D:ALLOCATION FACTOR		16,005.95	0.00	
GJ	LD	001960	09-06	9021	4/11/2006	D:ALLOCATION FACTOR		24,943.72	0.00	
GJ	LD	001989	10-06	9021	5/10/2006	D:ALLOCATION FACTOR		15,404.10	0.00	
GJ	LD	002013	11-06	9021	6/5/2006	D:ALLOCATION FACTOR		16,350.46	0.00	
GJ	LD	002054	12-06	9021	7/14/2006	D:ALLOCATION FACTOR		24,979.22	0.00	
Acct: 902100 METER READING PAYROLL										
Sub: 20										
GJ	LD	001717	01-06	9021	8/17/2005	D:ALLOCATION FACTOR		6,586.83	0.00	
GJ	LD	001740	02-06	9021	9/12/2005	D:ALLOCATION FACTOR		11,555.39	0.00	
GJ	LD	001775	03-06	9021	10/19/2005	D:ALLOCATION FACTOR		17,191.66	0.00	
GJ	LD	001805	04-06	9021	11/10/2005	D:ALLOCATION FACTOR		11,096.28	0.00	
GJ	LD	001837	05-06	9021	12/13/2005	D:ALLOCATION FACTOR		10,954.17	0.00	
GJ	LD	001865	06-06	9021	1/10/2006	D:ALLOCATION FACTOR		10,953.44	0.00	
GJ	LD	001894	07-06	9021	2/6/2006	D:ALLOCATION FACTOR		11,930.97	0.00	
GJ	LD	001927	08-06	9021	3/7/2006	D:ALLOCATION FACTOR		11,777.33	0.00	
GJ	LD	001960	09-06	9021	4/11/2006	D:ALLOCATION FACTOR		18,353.84	0.00	
GJ	LD	001989	10-06	9021	5/10/2006	D:ALLOCATION FACTOR		11,334.48	0.00	
GJ	LD	002013	11-06	9021	6/5/2006	D:ALLOCATION FACTOR		12,030.82	0.00	
GJ	LD	002054	12-06	9021	7/14/2006	D:ALLOCATION FACTOR		18,379.95	0.00	

Acct: 902100 METER READING PAYROLL										
Sub: 40										
Jrnl	Tran	Bat	Per	Reference	Tran	Tran	Beginning	Debit	Credit	Ending
Type	Type	Nbr	Ent	Nbr	Date	Description	Balance	Amount	Amount	Balance
GJ	GL	001689	01-06	RPAYACC01	7/29/2005	REVERSE EOY PAYROLL ACCRUAL		27,679.85	12,141.20	
GJ	LS	001717	01-06	9021	8/17/2005	S:ALLOCATION FACTOR		0.00	15,538.65	
Acct: 902100 METER READING PAYROLL										
Sub: 40										
General										

Date: Tuesday, December 05, 2006
 Time: 01:55PM
 User: staylor

Frankfort Plant Board
Detail General Ledger - Standard
 Periods: 01-06 Through 12-06 As of: 12/31/2006 Ledger ID: 00001

Page: 214 of 318
 Report: 01620.rpt
 Company: 00001

Jrnl	Tran	Bat	Per	Reference	Tran	Description	Beginning Balance	Debit Amount	Credit Amount	Ending Balance
Type	Type	Nbr	Ent	Nbr	Date					
GJ	GL	001721	02-06	9021	8/18/2005	S:ALLOCATION FACTOR		27,259.71	0.00	27,259.71
GJ	LS	001740	02-06	9021	9/12/2005	S:ALLOCATION FACTOR		0.00	0.00	0.00
GJ	GL	001745	03-06	JE03-4	9/28/2005	REV PAYROLL POSTED TWICE 9-1-5		54,214.09	13,658.15	40,555.94
GJ	LS	001775	03-06	9021	10/19/2005	S:ALLOCATION FACTOR		0.00	0.00	0.00
GJ	GL	001780	04-06	9021	10/27/2005	S:ALLOCATION FACTOR		26,176.65	0.00	26,176.65
GJ	LS	001805	04-06	9021	11/10/2005	S:ALLOCATION FACTOR		0.00	0.00	0.00
GJ	GL	001812	05-06	9021	11/23/2005	S:ALLOCATION FACTOR		25,841.39	0.00	25,841.39
GJ	LS	001837	05-06	9021	12/13/2005	S:ALLOCATION FACTOR		0.00	0.00	0.00
GJ	GL	001855	06-06	9021	12/22/2005	S:ALLOCATION FACTOR		25,839.67	0.00	25,839.67
GJ	LS	001865	06-06	9021	1/10/2006	S:ALLOCATION FACTOR		0.00	0.00	0.00
GJ	GL	001870	07-06	9021	1/19/2006	S:ALLOCATION FACTOR		28,145.72	0.00	28,145.72
GJ	LS	001894	07-06	9021	2/6/2006	S:ALLOCATION FACTOR		0.00	0.00	0.00
GJ	GL	001898	08-06	9021	2/16/2006	S:ALLOCATION FACTOR		27,783.28	0.00	27,783.28
GJ	LS	001927	08-06	9021	3/7/2006	S:ALLOCATION FACTOR		0.00	15.00	15.00
GJ	GL	001941	09-06	CR09	3/24/2006	MARCH CASH RECEIPTS		43,312.56	43,297.56	0.00
GJ	LS	001960	09-06	9021	4/11/2006	S:ALLOCATION FACTOR		0.00	0.00	0.00
GJ	GL	001965	10-06	9021	4/27/2006	S:ALLOCATION FACTOR		26,738.58	0.00	26,738.58
GJ	LS	001989	10-06	9021	5/10/2006	S:ALLOCATION FACTOR		0.00	15.00	15.00
GJ	GL	001995	11-06	RS11	5/12/2006	MAY REVENUE SUMMARY		28,396.28	28,381.28	0.00
GJ	LS	002013	11-06	9021	6/5/2006	S:ALLOCATION FACTOR		0.00	0.00	0.00
GJ	GL	002025	12-06	RS12	7/2/2006	JUNE REVENUE SUMMARY		43,364.17	5.00	43,359.17
GJ	LS	002054	12-06	9021	7/14/2006	S:ALLOCATION FACTOR		0.00	0.00	0.00
Acct 902100 Total							0.00	743,669.55	384,751.95	358,917.60

Acct:	903000	CUSTOMER RECORDS AND COLLECTI	Sub:	10	Electric
GJ	LD	001717	01-06	9030	673.17
GJ	LD	001740	02-06	9030	106.61
GJ	LD	001775	03-06	9030	2,253.41
GJ	LD	001805	04-06	9030	3,106.81
GJ	LD	001837	05-06	9030	2,681.45
GJ	LD	001865	06-06	9030	360.90
GJ	LD	001894	07-06	9030	1,161.89
GJ	LD	001927	08-06	9030	451.37
GJ	LD	001960	09-06	9030	1,503.87
GJ	LD	001989	10-06	9030	671.09
GJ	LD	002013	11-06	9030	697.90
GJ	LD	002054	12-06	9030	606.50
Acct: 903000 CUSTOMER RECORDS AND COLLECTI Sub: 20					Water

Date: Tuesday, December 05, 2006
 Time: 01:55PM
 User: staylor

Frankfort Plant Board
 Detail General Ledger - Standard
 Periods: 01-06 Through 12-06 As of: 12/31/2006 Ledger ID: 00001

Page: 215 of 318
 Report: 01620.rpt
 Company: 00001

Jrnl	Tran	Bat	Per	Reference	Tran	Description	Beginning Balance	Debit Amount	Credit Amount	Ending Balance
Type	Type	Nbr	Ent	Nbr	Date					
GJ	LD	001717	01-06	9030	8/17/2005	D:ALLOCATION FACTOR		495.33	0.00	
GJ	LD	001740	02-06	9030	9/12/2005	D:ALLOCATION FACTOR		78.45	0.00	
GJ	LD	001775	03-06	9030	10/19/2005	D:ALLOCATION FACTOR		1,658.10	0.00	
GJ	LD	001805	04-06	9030	11/10/2005	D:ALLOCATION FACTOR		2,286.05	0.00	
GJ	LD	001837	05-06	9030	12/13/2005	D:ALLOCATION FACTOR		1,973.06	0.00	
GJ	LD	001865	06-06	9030	1/10/2006	D:ALLOCATION FACTOR		265.56	0.00	
GJ	LD	001894	07-06	9030	2/6/2006	D:ALLOCATION FACTOR		854.94	0.00	
GJ	LD	001927	08-06	9030	3/7/2006	D:ALLOCATION FACTOR		332.13	0.00	
GJ	LD	001960	09-06	9030	4/11/2006	D:ALLOCATION FACTOR		1,106.58	0.00	
GJ	LD	001989	10-06	9030	5/10/2006	D:ALLOCATION FACTOR		493.80	0.00	
GJ	LD	002013	11-06	9030	6/5/2006	D:ALLOCATION FACTOR		513.53	0.00	
GJ	LD	002054	12-06	9030	7/14/2006	D:ALLOCATION FACTOR		446.27	0.00	
Acct: 903000 CUSTOMER RECORDS AND COLLECTICS sub: 30										
GJ	LD	001717	01-06	9030	8/17/2005	D:ALLOCATION FACTOR		649.89	0.00	
GJ	LD	001740	02-06	9030	9/12/2005	D:ALLOCATION FACTOR		102.92	0.00	
GJ	LD	001775	03-06	9030	10/19/2005	D:ALLOCATION FACTOR		2,175.51	0.00	
GJ	LD	001805	04-06	9030	11/10/2005	D:ALLOCATION FACTOR		2,999.40	0.00	
GJ	LD	001837	05-06	9030	12/13/2005	D:ALLOCATION FACTOR		2,588.75	0.00	
GJ	LD	001865	06-06	9030	1/10/2006	D:ALLOCATION FACTOR		348.43	0.00	
GJ	LD	001894	07-06	9030	2/6/2006	D:ALLOCATION FACTOR		1,121.73	0.00	
GJ	LD	001927	08-06	9030	3/7/2006	D:ALLOCATION FACTOR		435.77	0.00	
GJ	LD	001960	09-06	9030	4/11/2006	D:ALLOCATION FACTOR		1,451.88	0.00	
GJ	LD	001989	10-06	9030	5/10/2006	D:ALLOCATION FACTOR		647.90	0.00	
GJ	LD	002013	11-06	9030	6/5/2006	D:ALLOCATION FACTOR		673.76	0.00	
GJ	LD	002054	12-06	9030	7/14/2006	D:ALLOCATION FACTOR		585.53	0.00	
Acct: 903000 CUSTOMER RECORDS AND COLLECTICS sub: 40										
GJ	LS	001717	01-06	9030	8/17/2005	S:ALLOCATION FACTOR		0.00	1,818.39	
PO	R	053462	01-06		7/28/2005	NON STOCK DIRECTLY CHARGED TO		1,450.00	0.00	
AP	VO	041978	01-06	048432	7/26/2005	Summary Release		368.39	0.00	
GJ	LS	001740	02-06	9030	9/12/2005	S:ALLOCATION FACTOR		0.00	287.98	
AP	VO	042532	02-06	049136	8/26/2005	Summary Release		287.98	0.00	
GJ	LS	001775	03-06	9030	10/19/2005	S:ALLOCATION FACTOR		0.00	6,087.02	
AP	VO	043040	03-06	049714	9/26/2005	Summary Release		6,087.02	0.00	
GJ	LS	001805	04-06	9030	11/10/2005	S:ALLOCATION FACTOR		0.00	8,392.26	
PO	R	055298	04-06		10/31/2005	Summary Release		166.68	0.00	
AP	VO	043700	04-06	050501	10/26/2005	NON STOCK DIRECTLY CHARGED TO		8,225.58	0.00	
GJ	LS	001837	05-06	9030	12/13/2005	S:ALLOCATION FACTOR		0.00	7,243.26	
AP	VO	044215	05-06	051099	11/28/2005	Summary Release		7,243.26	0.00	

Date: Tuesday, December 05, 2006
 Time: 01:55PM
 User: staylor

Frankfort Plant Board
Detail General Ledger - Standard
 Periods: 01-06 Through 12-06 As of: 12/3/2006 Ledger ID: 00001

Page: 216 of 318
 Report: 01620.rpt
 Company: 00001

Jrnl	Tran	Bat	Per	Reference	Tran	Description	Beginning Balance	Debit Amount	Credit Amount	Ending Balance	
Type	Type	Nbr	Ent	Nbr	Date						
GJ	LS	001865	06-06	9030	1/10/2006	S:ALLOCATION FACTOR		0.00	974.89		
AP	VO	044717	06-06	051690	12/28/2005	Summary Release		974.89	0.00		
GJ	GL	001879	07-06	JE07-1	2/1/2006	RECLASS CLS CHG OCT IMPREST CS		18.00	0.00		
GJ	LS	001894	07-06	9030	2/6/2006	S:ALLOCATION FACTOR		0.00	3,138.56		
PO	R	057612	07-06		1/9/2006	NON STOCK DIRECTLY CHARGED TO		1,475.91	0.00		
AP	VO	045299	07-06	052322	1/26/2006	Summary Release		1,644.65	0.00		
GJ	LS	001927	08-06	9030	3/7/2006	S:ALLOCATION FACTOR		0.00	1,219.27		
PO	R	058664	08-06		2/22/2006	NON STOCK DIRECTLY CHARGED TO		916.75	0.00		
AP	VO	045815	08-06	052864	2/24/2006	Summary Release		302.52	0.00		
GJ	LS	001960	09-06	9030	4/11/2006	S:ALLOCATION FACTOR		0.00	4,062.33		
AP	VO	046293	09-06	053432	3/23/2006	Summary Release		4,062.33	0.00		
GJ	GL	001985	10-06	JE10-3	5/9/2006	KP ERROR ACCT#		300.00	0.00		
GJ	LS	001989	10-06	9030	5/10/2006	S:ALLOCATION FACTOR		0.00	1,812.79		
PO	R	060229	10-06		4/27/2006	NON STOCK DIRECTLY CHARGED TO		424.36	0.00		
AP	VO	046898	10-06	054154	4/27/2006	Summary Release		1,088.43	0.00		
GJ	LS	002013	11-06	9030	6/5/2006	S:ALLOCATION FACTOR		0.00	1,885.19		
AP	VO	047507	11-06	054817	5/25/2006	Summary Release		1,885.19	0.00		
GJ	GL	002017	12-06	JE12-1	6/19/2006	RECLASS DISCONN FFORMS		54.00	4,840.00		
GJ	LS	002054	12-06	9030	7/14/2006	S:ALLOCATION FACTOR		0.00	1,638.30		
AP	VO	048174	12-06	055550	6/27/2006	Summary Release		6,424.30	0.00		
Acct: 903000 Total							0.00	81,960.48	43,400.24	38,560.24	
Acct: 903010 POSTAGE AND PRINTING											
GJ	LD	001717	01-06	90301	8/17/2005	D:ALLOCATION FACTOR		4,392.62	0.00		
GJ	LD	001740	02-06	90301	9/12/2005	D:ALLOCATION FACTOR		4,127.11	0.00		
GJ	LD	001775	03-06	90301	10/19/2005	D:ALLOCATION FACTOR		610.25	0.00		
GJ	LD	001805	04-06	90301	11/10/2005	D:ALLOCATION FACTOR		8,795.89	0.00		
GJ	LD	001837	05-06	90301	12/13/2005	D:ALLOCATION FACTOR		3,341.74	0.00		
GJ	LD	001865	06-06	90301	1/10/2006	D:ALLOCATION FACTOR		4,499.28	0.00		
GJ	LD	001894	07-06	90301	2/6/2006	D:ALLOCATION FACTOR		1,580.04	0.00		
GJ	LD	001927	08-06	90301	3/7/2006	D:ALLOCATION FACTOR		481.42	0.00		
GJ	LD	001960	09-06	90301	4/11/2006	D:ALLOCATION FACTOR		583.15	0.00		
GJ	LD	001989	10-06	90301	5/10/2006	D:ALLOCATION FACTOR		1,588.79	0.00		
GJ	LD	002013	11-06	90301	6/5/2006	D:ALLOCATION FACTOR		4,266.14	0.00		
GJ	LD	002054	12-06	90301	7/14/2006	D:ALLOCATION FACTOR		20,703.12	0.00		
Acct: 903010 POSTAGE AND PRINTING											
GJ	LD	001717	01-06	90301	8/17/2005	D:ALLOCATION FACTOR		3,232.17	0.00		
GJ	LD	001740	02-06	90301	9/12/2005	D:ALLOCATION FACTOR		3,036.80	0.00		
Sub: 10 Electric											
Sub: 20 Water											

Date: Tuesday, December 05, 2006
 Time: 01:55PM
 User: staylor

Frankfort Plant Board
 Detail General Ledger - Standard
 Periods: 01-06 Through 12-06 As of: 12/31/2006 Ledger ID: 00001

Page: 217 of 318
 Report: 01620.rpt
 Company: 00001

Jrnl	Tran	Bat	Per	Reference	Tran	Description	Beginning Balance	Debit Amount	Credit Amount	Ending Balance
Type	Type	Nbr	Ent	Nbr	Date					
GJ	LD	001775	03-06	90301	10/19/2005	D:ALLOCATION FACTOR		449.03	0.00	
GJ	LD	001805	04-06	90301	11/10/2005	D:ALLOCATION FACTOR		6,472.18	0.00	
GJ	LD	001837	05-06	90301	12/13/2005	D:ALLOCATION FACTOR		2,458.91	0.00	
GJ	LD	001865	06-06	90301	1/10/2006	D:ALLOCATION FACTOR		3,310.66	0.00	
GJ	LD	001894	07-06	90301	2/6/2006	D:ALLOCATION FACTOR		1,162.62	0.00	
GJ	LD	001927	08-06	90301	3/7/2006	D:ALLOCATION FACTOR		354.24	0.00	
GJ	LD	001960	09-06	90301	4/11/2006	D:ALLOCATION FACTOR		429.09	0.00	
GJ	LD	001989	10-06	90301	5/10/2006	D:ALLOCATION FACTOR		1,169.06	0.00	
GJ	LD	002013	11-06	90301	6/5/2006	D:ALLOCATION FACTOR		3,139.10	0.00	
GJ	LD	002054	12-06	90301	7/14/2006	D:ALLOCATION FACTOR		15,233.74	0.00	
Acct: 903010 POSTAGE AND PRINTING										
							Sub: 30	Cable		
GJ	LD	001717	01-06	90301	8/17/2005	D:ALLOCATION FACTOR		4,240.74	0.00	
GJ	LD	001740	02-06	90301	9/12/2005	D:ALLOCATION FACTOR		3,984.41	0.00	
GJ	LD	001775	03-06	90301	10/19/2005	D:ALLOCATION FACTOR		589.14	0.00	
GJ	LD	001805	04-06	90301	11/10/2005	D:ALLOCATION FACTOR		8,491.77	0.00	
GJ	LD	001837	05-06	90301	12/13/2005	D:ALLOCATION FACTOR		3,226.19	0.00	
GJ	LD	001865	06-06	90301	1/10/2006	D:ALLOCATION FACTOR		4,343.72	0.00	
GJ	LD	001894	07-06	90301	2/6/2006	D:ALLOCATION FACTOR		1,525.41	0.00	
GJ	LD	001927	08-06	90301	3/7/2006	D:ALLOCATION FACTOR		464.78	0.00	
GJ	LD	001960	09-06	90301	4/11/2006	D:ALLOCATION FACTOR		562.98	0.00	
GJ	LD	001989	10-06	90301	5/10/2006	D:ALLOCATION FACTOR		1,533.86	0.00	
GJ	LD	002013	11-06	90301	6/5/2006	D:ALLOCATION FACTOR		4,118.63	0.00	
GJ	LD	002054	12-06	90301	7/14/2006	D:ALLOCATION FACTOR		19,987.30	0.00	
Acct: 903010 POSTAGE AND PRINTING										
							Sub: 40	General		
GJ	LS	001717	01-06	90301	8/17/2005	S:ALLOCATION FACTOR		0.00	11,865.53	
AP	VO	041978	01-06	048432	7/26/2005	Summary Release		11,865.53	0.00	
GJ	GL	001723	02-06	CR02	9/1/2005	AUGUST CASH RECEIPTS		0.00	154.80	
GJ	LS	001740	02-06	90301	9/12/2005	S:ALLOCATION FACTOR		0.00	11,148.32	
AP	VO	042532	02-06	049136	8/26/2005	Summary Release		11,303.12	0.00	
GJ	GL	001755	03-06	CR03	9/30/2005	SEPTEMBER CASH RECEIPTS		0.00	57.00	
GJ	LS	001775	03-06	90301	10/19/2005	S:ALLOCATION FACTOR		0.00	1,648.42	
AP	VO	043181	03-06	049880	9/30/2005	Summary Release		1,705.42	0.00	
GJ	GL	001781	04-06	CR04	10/30/2005	OCTOBER CASH RECEIPTS		0.00	29.27	
GJ	LS	001805	04-06	90301	11/10/2005	S:ALLOCATION FACTOR		0.00	23,759.84	
AP	VO	043700	04-06	050501	10/26/2005	Summary Release		23,789.11	0.00	
GJ	GL	001813	05-06	CR05	12/1/2005	NOVEMBER REVENUE SUMMARY		0.00	243.84	
GJ	LS	001837	05-06	90301	12/13/2005	S:ALLOCATION FACTOR		0.00	9,026.84	
AP	VO	044201	05-06	051084	11/28/2005	Summary Release		9,270.68	0.00	

Date: Tuesday, December 05, 2006
 Time: 01:55PM
 User: staylor

Frankfort Plant Board
Detail General Ledger - Standard
 Periods: 01-06 Through 12-06 As of: 12/3/2006 Ledger ID: 00001

Page: 218 of 318
 Report: 01620.rpt
 Company: 00001

Jrnl	Tran	Bat	Per	Reference	Tran	Description	Beginning Balance	Debit	Credit	Ending Balance
Type	Type	Nbr	Ent	Nbr	Date			Amount	Amount	
GJ	LS	001865	06-06	90301	1/10/2006	S:ALLOCATION FACTOR		0.00	12,153.66	
AP	VO	044717	06-06	051690	12/28/2005	Summary Release		12,153.66	0.00	
GJ	GL	001875	07-06	CR07	1/31/2006	JANUARY CASH RECEIPTS		0.00	316.17	
GJ	LS	001894	07-06	90301	2/6/2006	S:ALLOCATION FACTOR		0.00	4,268.07	
AP	VO	045299	07-06	052322	1/26/2006	Summary Release		4,584.24	0.00	
GJ	LS	001927	08-06	90301	3/7/2006	S:ALLOCATION FACTOR		0.00	1,300.44	
AP	VO	045815	08-06	052864	2/24/2006	Summary Release		1,300.44	0.00	
GJ	GL	001941	09-06	CR09	3/24/2006	MARCH CASH RECEIPTS		0.00	68.15	
GJ	LS	001960	09-06	90301	4/11/2006	S:ALLOCATION FACTOR		0.00	1,575.22	
AP	VO	046381	09-06	053579	3/29/2006	Summary Release		1,643.37	0.00	
GJ	GL	001977	10-06	RS10	4/27/2006	APRIL REVENUE SUMMARY		0.00	72.32	
AP	VO	046898	10-06	054154	5/10/2006	S:ALLOCATION FACTOR		0.00	4,291.71	
GJ	LS	002013	11-06	90301	6/5/2006	Summary Release		4,364.03	0.00	
AP	VO	047525	11-06	054835	5/26/2006	S:ALLOCATION FACTOR		0.00	11,523.87	
GJ	GL	002025	12-06	RS12	7/2/2006	Summary Release		11,523.87	0.00	
GJ	LS	002054	12-06	90301	7/14/2006	JUNE REVENUE SUMMARY		39,939.96	41.00	
AP	VO	048174	12-06	055550	6/27/2006	S:ALLOCATION FACTOR		0.00	55,924.16	
						Summary Release		16,025.20	0.00	
								297,954.71	149,468.63	148,486.08

Acct:	903100	CUSTOMER RECORDS AND COLLECTICS	Sub:	10	Electric					
GJ	LD	001717	01-06	9031	8/17/2005	D:ALLOCATION FACTOR		10,916.71	0.00	
GJ	LD	001740	02-06	9031	9/12/2005	D:ALLOCATION FACTOR		18,754.30	0.00	
GJ	LD	001775	03-06	9031	10/19/2005	D:ALLOCATION FACTOR		29,214.21	0.00	
GJ	LD	001805	04-06	9031	11/10/2005	D:ALLOCATION FACTOR		19,781.79	0.00	
GJ	LD	001837	05-06	9031	12/13/2005	D:ALLOCATION FACTOR		20,830.72	0.00	
GJ	LD	001865	06-06	9031	1/10/2006	D:ALLOCATION FACTOR		21,270.79	0.00	
GJ	LD	001894	07-06	9031	2/6/2006	D:ALLOCATION FACTOR		20,846.72	0.00	
GJ	LD	001927	08-06	9031	3/7/2006	D:ALLOCATION FACTOR		21,513.42	0.00	
GJ	LD	001960	09-06	9031	4/11/2006	D:ALLOCATION FACTOR		30,508.09	0.00	
GJ	LD	001989	10-06	9031	5/10/2006	D:ALLOCATION FACTOR		20,741.22	0.00	
GJ	LD	002013	11-06	9031	6/5/2006	D:ALLOCATION FACTOR		19,517.90	0.00	
GJ	LD	002054	12-06	9031	7/14/2006	D:ALLOCATION FACTOR		28,295.47	0.00	

Acct:	903100	CUSTOMER RECORDS AND COLLECTICS	Sub:	20	Water					
GJ	LD	001717	01-06	9031	8/17/2005	D:ALLOCATION FACTOR		8,032.71	0.00	
GJ	LD	001740	02-06	9031	9/12/2005	D:ALLOCATION FACTOR		13,799.76	0.00	
GJ	LD	001775	03-06	9031	10/19/2005	D:ALLOCATION FACTOR		21,496.36	0.00	
GJ	LD	001805	04-06	9031	11/10/2005	D:ALLOCATION FACTOR		14,555.81	0.00	

Date: Tuesday, December 05, 2006
 Time: 01:55PM
 User: staylor

Frankfort Plant Board
 Detail General Ledger - Standard
 Periods: 01-06 Through 12-06 As of: 12/31/2006 Ledger ID: 00001

Acct:	Jrnl	Tran	Bat	Per	Reference	Tran	Description	Beginning Balance	Debit Amount	Credit Amount	Ending Balance	
Type	Type	Nbr	Ent	Nbr	Date	Date						
Acct: 903100 CUSTOMER RECORDS AND COLLECTGSub: 30	GJ	LD	001837	05-06	9031	12/13/2005	D:ALLOCATION FACTOR		15,327.63	0.00		
	GJ	LD	001865	06-06	9031	1/10/2006	D:ALLOCATION FACTOR		15,651.44	0.00		
	GJ	LD	001894	07-06	9031	2/6/2006	D:ALLOCATION FACTOR		15,339.41	0.00		
	GJ	LD	001927	08-06	9031	3/7/2006	D:ALLOCATION FACTOR		15,829.97	0.00		
	GJ	LD	001960	09-06	9031	4/11/2006	D:ALLOCATION FACTOR		22,448.42	0.00		
	GJ	LD	001989	10-06	9031	5/10/2006	D:ALLOCATION FACTOR		15,261.77	0.00		
	GJ	LD	002013	11-06	9031	6/5/2006	D:ALLOCATION FACTOR		14,361.63	0.00		
	GJ	LD	002054	12-06	9031	7/14/2006	D:ALLOCATION FACTOR		20,820.33	0.00		
	Cable											
	GJ	LD	001717	01-06	9031	8/17/2005	D:ALLOCATION FACTOR		10,539.25	0.00		
	GJ	LD	001740	02-06	9031	9/12/2005	D:ALLOCATION FACTOR		18,105.86	0.00		
	GJ	LD	001775	03-06	9031	10/19/2005	D:ALLOCATION FACTOR		28,204.11	0.00		
	GJ	LD	001805	04-06	9031	11/10/2005	D:ALLOCATION FACTOR		19,097.82	0.00		
	GJ	LD	001837	05-06	9031	12/13/2005	D:ALLOCATION FACTOR		20,110.47	0.00		
	GJ	LD	001865	06-06	9031	1/10/2006	D:ALLOCATION FACTOR		20,535.34	0.00		
GJ	LD	001894	07-06	9031	2/6/2006	D:ALLOCATION FACTOR		20,125.93	0.00			
GJ	LD	001927	08-06	9031	3/7/2006	D:ALLOCATION FACTOR		20,769.57	0.00			
GJ	LD	001960	09-06	9031	4/11/2006	D:ALLOCATION FACTOR		29,453.25	0.00			
GJ	LD	001989	10-06	9031	5/10/2006	D:ALLOCATION FACTOR		20,024.07	0.00			
GJ	LD	002013	11-06	9031	6/5/2006	D:ALLOCATION FACTOR		18,843.04	0.00			
GJ	LD	002054	12-06	9031	7/14/2006	D:ALLOCATION FACTOR		27,317.13	0.00			
General												
Acct: 903100 CUSTOMER RECORDS AND COLLECTGSub: 40	GJ	GL	001689	01-06	RPAVACC01	7/29/2005	REVERSE EOY PAYROLL ACCRUAL		51,742.57	22,253.90		
	GJ	LS	001717	01-06	9031	8/17/2005	S:ALLOCATION FACTOR		0.00	29,488.67		
	GJ	GL	001721	02-06		8/18/2005		50,659.92	0.00			
	GJ	LS	001740	02-06	9031	9/12/2005	S:ALLOCATION FACTOR		0.00	50,659.92		
	GJ	GL	001745	03-06	JEO3-4	9/28/2005	REV PAYROLL POSTED TWICE 9-1-5		103,751.14	24,836.46		
	GJ	LS	001775	03-06	9031	10/19/2005	S:ALLOCATION FACTOR		0.00	78,914.68		
	GJ	GL	001780	04-06		10/27/2005		53,435.42	0.00			
	GJ	LS	001805	04-06	9031	11/10/2005	S:ALLOCATION FACTOR		0.00	53,435.42		
	GJ	GL	001812	05-06		11/23/2005		56,268.82	0.00			
	GJ	LS	001837	05-06	9031	12/13/2005	S:ALLOCATION FACTOR		0.00	56,268.82		
	GJ	GL	001855	06-06		12/22/2005		57,457.57	0.00			
	GJ	LS	001865	06-06	9031	1/10/2006	S:ALLOCATION FACTOR		0.00	57,457.57		
	GJ	GL	001870	07-06		1/19/2006		56,312.06	0.00			
	GJ	LS	001894	07-06	9031	2/6/2006	S:ALLOCATION FACTOR		0.00	56,312.06		
	GJ	GL	001898	08-06		2/16/2006		58,112.96	0.00			
GJ	LS	001927	08-06	9031	3/7/2006	S:ALLOCATION FACTOR		0.00	58,112.96			

Date: Tuesday, December 05, 2006
 Time: 01:55PM
 User: staylor

Periods: 01-06 Through 12-06 As of: 12/31/2006 Ledger ID: 00001

Jrnl	Tran	Bat	Per	Reference	Tran	Description	Beginning Balance	Debit Amount	Credit Amount	Ending Balance
Type	Type	Nbr	Ent	Nbr	Date					
GJ	GL	001946	09-06	9031	3/30/2006	S:ALLOCATION FACTOR	82,409.76	0.00	0.00	82,409.76
GJ	LS	001960	09-06	9031	4/11/2006	S:ALLOCATION FACTOR	0.00	56,027.06	0.00	56,027.06
GJ	GL	001965	10-06		4/27/2006	S:ALLOCATION FACTOR	56,027.06	0.00	0.00	56,027.06
GJ	LS	001989	10-06	9031	5/10/2006	S:ALLOCATION FACTOR	0.00	52,722.57	0.00	52,722.57
GJ	GL	001994	11-06		5/25/2006	S:ALLOCATION FACTOR	52,722.57	0.00	0.00	52,722.57
GJ	LS	002013	11-06	9031	6/5/2006	YEAR END PAYROLL ACCRUAL	0.00	76,432.93	0.00	76,432.93
GJ	GL	002048	12-06	PAYACC12	7/6/2006	S:ALLOCATION FACTOR	76,432.93	0.00	0.00	76,432.93
GJ	LS	002054	12-06	9031	7/14/2006	S:ALLOCATION FACTOR	0.00	0.00	0.00	0.00
Acct: 903100 Total							0.00	1,463,575.20	755,332.78	708,242.42

Acct: 903200 CASH OVER AND SHORT										
Sub: 10										
Jrnl	Tran	Bat	Per	Reference	Tran	Description	Beginning Balance	Debit Amount	Credit Amount	Ending Balance
Type	Type	Nbr	Ent	Nbr	Date					
GJ	LD	001717	01-06	9032	8/17/2005	D:ALLOCATION FACTOR	0.00	0.00	0.29	0.29
GJ	LD	001740	02-06	9032	9/12/2005	D:ALLOCATION FACTOR	0.00	0.00	36.05	36.05
GJ	LD	001775	03-06	9032	10/19/2005	D:ALLOCATION FACTOR	34.81	7.29	0.00	34.81
GJ	LD	001805	04-06	9032	11/10/2005	D:ALLOCATION FACTOR	7.29	3.77	0.00	7.29
GJ	LD	001837	05-06	9032	12/13/2005	D:ALLOCATION FACTOR	3.77	14.86	0.00	3.77
GJ	LD	001865	06-06	9032	1/10/2006	D:ALLOCATION FACTOR	14.86	0.00	18.19	18.19
GJ	LD	001894	07-06	9032	2/6/2006	D:ALLOCATION FACTOR	0.00	11.91	0.00	11.91
GJ	LD	001927	08-06	9032	3/7/2006	D:ALLOCATION FACTOR	11.91	57.68	0.00	11.91
GJ	LD	001960	09-06	9032	4/11/2006	D:ALLOCATION FACTOR	57.68	0.00	30.61	30.61
GJ	LD	001989	10-06	9032	5/10/2006	D:ALLOCATION FACTOR	0.00	10.37	0.00	10.37
GJ	LD	002013	11-06	9032	6/5/2006	D:ALLOCATION FACTOR	10.37	0.00	0.00	10.37
GJ	LD	002054	12-06	9032	7/14/2006	D:ALLOCATION FACTOR	0.00	0.00	0.09	0.09
Acct: 903200 CASH OVER AND SHORT							0.00	0.00	0.21	0.21
Sub: 20										
GJ	LD	001717	01-06	9032	8/17/2005	D:ALLOCATION FACTOR	0.00	0.00	26.53	26.53
GJ	LD	001740	02-06	9032	9/12/2005	D:ALLOCATION FACTOR	0.00	25.61	0.00	25.61
GJ	LD	001775	03-06	9032	10/19/2005	D:ALLOCATION FACTOR	25.61	5.37	0.00	25.61
GJ	LD	001805	04-06	9032	11/10/2005	D:ALLOCATION FACTOR	5.37	2.77	0.00	5.37
GJ	LD	001837	05-06	9032	12/13/2005	D:ALLOCATION FACTOR	2.77	10.93	0.00	2.77
GJ	LD	001865	06-06	9032	1/10/2006	D:ALLOCATION FACTOR	10.93	0.00	13.39	13.39
GJ	LD	001894	07-06	9032	2/6/2006	D:ALLOCATION FACTOR	0.00	8.77	0.00	8.77
GJ	LD	001927	08-06	9032	3/7/2006	D:ALLOCATION FACTOR	8.77	42.44	0.00	8.77
GJ	LD	001960	09-06	9032	4/11/2006	D:ALLOCATION FACTOR	42.44	0.00	22.52	42.44
GJ	LD	001989	10-06	9032	5/10/2006	D:ALLOCATION FACTOR	0.00	7.63	0.00	7.63
GJ	LD	002013	11-06	9032	6/5/2006	D:ALLOCATION FACTOR	7.63	0.00	0.00	7.63
GJ	LD	002054	12-06	9032	7/14/2006	D:ALLOCATION FACTOR	0.00	0.00	0.07	0.07
Acct: 903200 CASH OVER AND SHORT							0.00	0.00	0.28	0.28
Sub: 30										
GJ	LD	001717	01-06	9032	8/17/2005	D:ALLOCATION FACTOR	0.00	0.00	0.28	0.28

Electric

Water

Cable

Date: Tuesday, December 05, 2006
 Time: 01:55PM
 User: staylor

Frankfort Plant Board
Detail General Ledger - Standard
 Periods: 01-06 Through 12-06 As of: 12/3/2006 Ledger ID: 00001

Page: 221 of 318
 Report: 01620.rpt
 Company: 00001

Jrnl	Tran	Bat	Per	Reference	Tran	Description	Beginning Balance	Debit Amount	Credit Amount	Ending Balance
Type	Type	Nbr	Ent	Nbr	Date					
GJ	LD	001740	02-06	9032	9/12/2005	D:ALLOCATION FACTOR		0.00	34.81	
GJ	LD	001775	03-06	9032	10/19/2005	D:ALLOCATION FACTOR		33.61	0.00	
GJ	LD	001805	04-06	9032	11/10/2005	D:ALLOCATION FACTOR		7.04	0.00	
GJ	LD	001837	05-06	9032	12/13/2005	D:ALLOCATION FACTOR		3.64	0.00	
GJ	LD	001865	06-06	9032	1/10/2006	D:ALLOCATION FACTOR		14.34	0.00	
GJ	LD	001894	07-06	9032	2/6/2006	D:ALLOCATION FACTOR		0.00	17.56	
GJ	LD	001927	08-06	9032	3/7/2006	D:ALLOCATION FACTOR		11.50	0.00	
GJ	LD	001960	09-06	9032	4/11/2006	D:ALLOCATION FACTOR		55.69	0.00	
GJ	LD	001989	10-06	9032	5/10/2006	D:ALLOCATION FACTOR		0.00	29.56	
GJ	LD	002013	11-06	9032	6/5/2006	D:ALLOCATION FACTOR		10.00	0.00	
GJ	LD	002054	12-06	9032	7/14/2006	D:ALLOCATION FACTOR		0.00	0.08	
Sub: 40										
Acc: 903200	CASH OVER AND SHORT									
GJ	GL	001684	01-06	CR01	7/28/2005	JULY REVENUE SUMMARY		0.00	3.78	
GJ	LS	001717	01-06	9032	8/17/2005	S:ALLOCATION FACTOR		0.78	0.00	
AP	VO	041978	01-06	048432	7/26/2005	Summary Release		3.00	0.00	
GJ	GL	001723	02-06	CR02	9/1/2005	AUGUST CASH RECEIPTS		0.00	103.16	
GJ	LS	001740	02-06	9032	9/12/2005	S:ALLOCATION FACTOR		97.39	0.00	
AP	VO	042532	02-06	049136	8/26/2005	Summary Release		5.77	0.00	
GJ	GL	001753	03-06	JE03-2	9/30/2005	CR TO OVER/SHORT S/B DEPOSITS		90.00	20.49	
GJ	LS	001775	03-06	9032	10/19/2005	S:ALLOCATION FACTOR		0.00	94.03	
AP	VO	043040	03-06	049714	9/26/2005	Summary Release		24.52	0.00	
GJ	GL	001781	04-06	CR04	10/30/2005	OCTOBER CASH RECEIPTS		0.00	28.20	
GJ	LS	001805	04-06	9032	11/10/2005	S:ALLOCATION FACTOR		0.00	19.70	
AP	VO	043700	04-06	050501	10/26/2005	Summary Release		47.90	0.00	
GJ	GL	001813	05-06	CR05	12/1/2005	NOVEMBER REVENUE SUMMARY		0.00	18.92	
GJ	LS	001837	05-06	9032	12/13/2005	S:ALLOCATION FACTOR		0.00	10.18	
AP	VO	044215	05-06	051099	11/28/2005	Summary Release		29.10	0.00	
GJ	GL	001847	06-06	CR06	1/3/2006	DECEMBER CASH RECEIPTS		0.00	1.20	
GJ	LS	001865	06-06	9032	1/10/2006	S:ALLOCATION FACTOR		0.00	40.13	
AP	VO	044717	06-06	051690	12/28/2005	Summary Release		41.33	0.00	
GJ	GL	001875	07-06	CR07	1/31/2006	JANUARY CASH RECEIPTS		0.00	50.61	
GJ	LS	001894	07-06	9032	2/6/2006	S:ALLOCATION FACTOR		49.14	0.00	
AP	VO	045299	07-06	052322	1/26/2006	Summary Release		1.47	0.00	
GJ	GL	001905	08-06	RS08	3/1/2006	FEBRUARY CASH RECEIPTS		0.00	23.44	
GJ	LS	001927	08-06	9032	3/7/2006	S:ALLOCATION FACTOR		0.00	32.18	
AP	VO	045815	08-06	052864	2/24/2006	Summary Release		55.62	0.00	
GJ	GL	001938	09-06	JE09-1	3/30/2006	ADJ CUST PYMT APP INCORR NOV05		278.19	366.58	
GJ	LS	001960	09-06	9032	4/11/2006	S:ALLOCATION FACTOR		0.00	155.81	

Date: Tuesday, December 05, 2006
 Time: 01:56PM
 User: staylor

Frankfort Plant Board
Detail General Ledger - Standard
 Periods: 01-06 Through 12-06 As of: 12/3/2006 Ledger ID: 00001

Jrnl	Tran	Bat	Per	Reference	Tran	Tran	Beginning	Debit	Credit	Ending
Type	Type	Nbr	Ent	Nbr	Date	Description	Balance	Amount	Amount	Balance
GJ	LS	001775	03-06	9039	10/19/2005	S:ALLOCATION FACTOR		0.00	6,373.58	
PO	R	055179	03-06		9/29/2005	NON STOCK DIRECTLY CHARGED TO		5,615.80	0.00	
AP	VO	042815	03-06	049461	9/13/2005	Summary Release		27.60	0.00	
IN	CT	056004	04-06	913	10/27/2005	Summary Release		94.52	0.00	
GJ	LS	001805	04-06	9039	11/10/2005	S:ALLOCATION FACTOR		0.00	2,032.51	
PO	R	055950	04-06		10/27/2005	NON STOCK DIRECTLY CHARGED TO		1,857.05	0.00	
AP	VO	043700	04-06	050501	10/26/2005	Summary Release		80.94	0.00	
IN	CT	056737	05-06	914	11/28/2005	Summary Release		377.70	0.00	
GJ	GL	001830	05-06	JE05-2	12/8/2005	RECORD EFT FOR W-2'S		181.75	0.00	
GJ	LS	001837	05-06	9039	12/13/2005	S:ALLOCATION FACTOR		0.00	2,350.66	
PO	R	056556	05-06		11/18/2005	NON STOCK DIRECTLY CHARGED TO		1,857.42	0.00	
AP	VO	043751	05-06	050567	10/28/2005	Summary Release		-66.21	0.00	
GJ	LS	001865	06-06	9039	1/10/2006	S:ALLOCATION FACTOR		0.00	2,911.54	
PO	R	057408	06-06		12/28/2005	NON STOCK DIRECTLY CHARGED TO		2,911.54	0.00	
AP	AD	045242	07-06	052264	1/24/2006	Summary Release		0.00	410.56	
IN	CT	057890	07-06	920	1/17/2006	Summary Release		725.23	0.00	
GJ	LS	001894	07-06	9039	2/6/2006	S:ALLOCATION FACTOR		0.00	3,637.93	
PO	R	058149	07-06		1/27/2006	NON STOCK DIRECTLY CHARGED TO		3,110.10	0.00	
AP	VO	045299	07-06	052322	1/26/2006	Summary Release		213.16	0.00	
IN	CT	058856	08-06	919	2/24/2006	Summary Release		786.69	0.00	
GJ	LS	001927	08-06	9039	3/7/2006	S:ALLOCATION FACTOR		0.00	4,863.26	
PO	R	058743	08-06		2/24/2006	NON STOCK DIRECTLY CHARGED TO		4,178.21	0.00	
PO	X	058719	08-06		2/23/2006	NON STOCK DIRECTLY CHARGED TO		0.00	101.64	
IN	CT	059571	09-06	921	3/28/2006	Summary Release		688.54	0.00	
GJ	LS	001960	09-06	9039	4/11/2006	S:ALLOCATION FACTOR		0.00	1,713.82	
PO	R	059538	09-06		3/28/2006	NON STOCK DIRECTLY CHARGED TO		967.08	0.00	
AP	VO	046293	09-06	054332	3/23/2006	Summary Release		67.44	0.00	
PO	X	058934	09-06		3/2/2006	NON STOCK DIRECTLY CHARGED TO		0.00	9.24	
IN	CT	060380	10-06	915	4/24/2006	Summary Release		579.90	0.00	
GJ	LS	001989	10-06	9039	5/10/2006	S:ALLOCATION FACTOR		0.00	1,775.02	
PO	R	059905	10-06		4/13/2006	NON STOCK DIRECTLY CHARGED TO		1,153.13	0.00	
AP	VO	046514	10-06	053711	4/5/2006	Summary Release		41.99	0.00	
IN	CT	060787	11-06	904	5/11/2006	Summary Release		223.47	0.00	
GJ	GL	001999	11-06	JE11-1	6/1/2006	REC ADJ SNB CK ORDER		25.50	0.00	
GJ	LS	002013	11-06	9039	6/5/2006	S:ALLOCATION FACTOR		0.00	4,553.67	
PO	R	061078	11-06		5/25/2006	NON STOCK DIRECTLY CHARGED TO		4,233.70	0.00	
AP	VO	047130	11-06	054381	5/8/2006	Summary Release		71.00	0.00	
IN	CT	062146	12-06	926	6/29/2006	Summary Release		746.58	0.00	

Date: Tuesday, December 05, 2006
 Time: 01:55PM
 User: staylor

Frankfort Plant Board
Detail General Ledger - Standard
 Periods: 01-06 Through 12-06 As of: 12/3/2006 Ledger ID: 00001

Page: 225 of 318
 Report: 01620.rpt
 Company: 00001

Jrnl	Tran	Bat	Per	Reference	Tran	Description	Beginning Balance	Debit Amount	Credit Amount	Ending Balance
Type	Type	Nbr	Ent	Nbr	Date					
GJ	GL	002053	12-06	FYE1	7/6/2006	YEAR END A/P ACCRUALS		1,201.30	0.00	
GJ	LS	002054	12-06	9039	7/14/2006	S.ALLOCATION FACTOR		0.00	5,790.78	
PO	R	062047	12-06		6/28/2006	NON STOCK DIRECTLY CHARGED TO		3,659.55	0.00	
AP	VO	048232	12-06	055607	6/28/2006	Summary Release		183.35	0.00	
Acct 903921 Total							0.00	81,196.90	40,745.45	40,451.45

Acct: 904000 BAD DEBTS EXPENSE										
Sub: 10										
GJ	LD	001717	01-06	9040	8/17/2005	D.ALLOCATION FACTOR		4,580.81	0.00	
GJ	LD	001740	02-06	9040	9/12/2005	D.ALLOCATION FACTOR		2,247.74	0.00	
GJ	LD	001775	03-06	9040	10/19/2005	D.ALLOCATION FACTOR		4,583.56	0.00	
GJ	LD	001805	04-06	9040	11/10/2005	D.ALLOCATION FACTOR		4,583.56	0.00	
GJ	LD	001837	05-06	9040	12/13/2005	D.ALLOCATION FACTOR		4,583.56	0.00	
GJ	LD	001865	06-06	9040	1/10/2006	D.ALLOCATION FACTOR		4,583.56	0.00	
GJ	LD	001894	07-06	9040	2/6/2006	D.ALLOCATION FACTOR		4,583.56	0.00	
GJ	LD	001927	08-06	9040	3/7/2006	D.ALLOCATION FACTOR		4,583.56	0.00	
GJ	LD	001960	09-06	9040	4/11/2006	D.ALLOCATION FACTOR		4,583.56	0.00	
GJ	LD	001989	10-06	9040	5/10/2006	D.ALLOCATION FACTOR		4,380.73	0.00	
GJ	LD	002013	11-06	9040	6/5/2006	D.ALLOCATION FACTOR		4,583.56	0.00	
GJ	LD	002054	12-06	9040	7/14/2006	D.ALLOCATION FACTOR		22,032.39	0.00	
Acct: 904000 BAD DEBTS EXPENSE										
Sub: 20										
GJ	LD	001717	01-06	9040	8/17/2005	D.ALLOCATION FACTOR		892.84	0.00	
GJ	LD	001740	02-06	9040	9/12/2005	D.ALLOCATION FACTOR		438.10	0.00	
GJ	LD	001775	03-06	9040	10/19/2005	D.ALLOCATION FACTOR		893.38	0.00	
GJ	LD	001805	04-06	9040	11/10/2005	D.ALLOCATION FACTOR		893.38	0.00	
GJ	LD	001837	05-06	9040	12/13/2005	D.ALLOCATION FACTOR		893.38	0.00	
GJ	LD	001865	06-06	9040	1/10/2006	D.ALLOCATION FACTOR		893.38	0.00	
GJ	LD	001894	07-06	9040	2/6/2006	D.ALLOCATION FACTOR		893.38	0.00	
GJ	LD	001927	08-06	9040	3/7/2006	D.ALLOCATION FACTOR		893.38	0.00	
GJ	LD	001960	09-06	9040	4/11/2006	D.ALLOCATION FACTOR		893.38	0.00	
GJ	LD	001989	10-06	9040	5/10/2006	D.ALLOCATION FACTOR		853.84	0.00	
GJ	LD	002013	11-06	9040	6/5/2006	D.ALLOCATION FACTOR		893.38	0.00	
GJ	LD	002054	12-06	9040	7/14/2006	D.ALLOCATION FACTOR		4,294.31	0.00	

Acct: 904000 BAD DEBTS EXPENSE										
Sub: 30										
GJ	LD	001717	01-06	9040	8/17/2005	D.ALLOCATION FACTOR				
GJ	LD	001740	02-06	9040	9/12/2005	D.ALLOCATION FACTOR				
GJ	LD	001775	03-06	9040	10/19/2005	D.ALLOCATION FACTOR				
GJ	LD	001805	04-06	9040	11/10/2005	D.ALLOCATION FACTOR				
GJ	LD	001837	05-06	9040	12/13/2005	D.ALLOCATION FACTOR				
GJ	LD	001865	06-06	9040	1/10/2006	D.ALLOCATION FACTOR				
GJ	LD	001894	07-06	9040	2/6/2006	D.ALLOCATION FACTOR				
GJ	LD	001927	08-06	9040	3/7/2006	D.ALLOCATION FACTOR				
GJ	LD	001960	09-06	9040	4/11/2006	D.ALLOCATION FACTOR				
GJ	LD	001989	10-06	9040	5/10/2006	D.ALLOCATION FACTOR				
GJ	LD	002013	11-06	9040	6/5/2006	D.ALLOCATION FACTOR				
GJ	LD	002054	12-06	9040	7/14/2006	D.ALLOCATION FACTOR				
Acct: 904000 BAD DEBTS EXPENSE										
Sub: 30										
GJ	LD	001717	01-06	9040	8/17/2005	D.ALLOCATION FACTOR				
GJ	LD	001740	02-06	9040	9/12/2005	D.ALLOCATION FACTOR				
GJ	LD	001775	03-06	9040	10/19/2005	D.ALLOCATION FACTOR				
GJ	LD	001805	04-06	9040	11/10/2005	D.ALLOCATION FACTOR				
GJ	LD	001837	05-06	9040	12/13/2005	D.ALLOCATION FACTOR				
Acct: 904000 BAD DEBTS EXPENSE										
Sub: 30										
GJ	LD	001717	01-06	9040	8/17/2005	D.ALLOCATION FACTOR				
GJ	LD	001740	02-06	9040	9/12/2005	D.ALLOCATION FACTOR				
GJ	LD	001775	03-06	9040	10/19/2005	D.ALLOCATION FACTOR				
GJ	LD	001805	04-06	9040	11/10/2005	D.ALLOCATION FACTOR				
GJ	LD	001837	05-06	9040	12/13/2005	D.ALLOCATION FACTOR				

Electric
 Water
 Cable

Date: Tuesday, December 05, 2006
 Time: 01:55PM
 User: staylor

Frankfort Plant Board
Detail General Ledger - Standard
 Periods: 01-06 Through 12-06 As of: 12/3/2006 Ledger ID: 00001

Acct:	Jrnl	Tran	Bat	Per	Reference	Tran	Tran	Description	Beginning Balance	Debit Amount	Credit Amount	Ending Balance	
	Type	Type	Nbr	Ent	Nbr	Date							
Acct: 905100	GJ	LD	001805	04-06	9051	11/10/2005		D:ALLOCATION FACTOR		13,587.27	0.00	0.00	
	GJ	LD	001837	05-06	9051	12/13/2005		D:ALLOCATION FACTOR		13,882.08	0.00	0.00	
	GJ	LD	001865	06-06	9051	1/10/2006		D:ALLOCATION FACTOR		13,700.59	0.00	0.00	
	GJ	LD	001894	07-06	9051	2/6/2006		D:ALLOCATION FACTOR		13,707.14	0.00	0.00	
	GJ	LD	001927	08-06	9051	3/7/2006		D:ALLOCATION FACTOR		13,818.38	0.00	0.00	
	GJ	LD	001960	09-06	9051	4/11/2006		D:ALLOCATION FACTOR		20,728.33	0.00	0.00	
	GJ	LD	001989	10-06	9051	5/10/2006		D:ALLOCATION FACTOR		13,059.39	0.00	0.00	
	GJ	LD	002013	11-06	9051	6/5/2006		D:ALLOCATION FACTOR		13,917.42	0.00	0.00	
	GJ	LD	002054	12-06	9051	7/14/2006		D:ALLOCATION FACTOR		18,403.19	0.00	0.00	
	Water												
	INFORMATION TECHNOLOGIES PAYROSUB: 20												
	GJ	LD	001717	01-06	9051	8/17/2005		D:ALLOCATION FACTOR		5,557.29	0.00	0.00	
	GJ	LD	001740	02-06	9051	9/12/2005		D:ALLOCATION FACTOR		10,379.54	0.00	0.00	
	GJ	LD	001775	03-06	9051	10/19/2005		D:ALLOCATION FACTOR		15,316.95	0.00	0.00	
	GJ	LD	001805	04-06	9051	11/10/2005		D:ALLOCATION FACTOR		9,997.76	0.00	0.00	
GJ	LD	001837	05-06	9051	12/13/2005		D:ALLOCATION FACTOR		10,214.69	0.00	0.00		
GJ	LD	001865	06-06	9051	1/10/2006		D:ALLOCATION FACTOR		10,081.15	0.00	0.00		
GJ	LD	001894	07-06	9051	2/6/2006		D:ALLOCATION FACTOR		10,085.97	0.00	0.00		
GJ	LD	001927	08-06	9051	3/7/2006		D:ALLOCATION FACTOR		10,167.82	0.00	0.00		
GJ	LD	001960	09-06	9051	4/11/2006		D:ALLOCATION FACTOR		15,252.29	0.00	0.00		
GJ	LD	001989	10-06	9051	5/10/2006		D:ALLOCATION FACTOR		9,609.34	0.00	0.00		
GJ	LD	002013	11-06	9051	6/5/2006		D:ALLOCATION FACTOR		10,240.70	0.00	0.00		
GJ	LD	002054	12-06	9051	7/14/2006		D:ALLOCATION FACTOR		13,541.41	0.00	0.00		
Cable													
INFORMATION TECHNOLOGIES PAYROSUB: 30													
GJ	LD	001717	01-06	9051	8/17/2005		D:ALLOCATION FACTOR		7,291.39	0.00	0.00		
GJ	LD	001740	02-06	9051	9/12/2005		D:ALLOCATION FACTOR		13,618.38	0.00	0.00		
GJ	LD	001775	03-06	9051	10/19/2005		D:ALLOCATION FACTOR		20,096.46	0.00	0.00		
GJ	LD	001805	04-06	9051	11/10/2005		D:ALLOCATION FACTOR		13,117.47	0.00	0.00		
GJ	LD	001837	05-06	9051	12/13/2005		D:ALLOCATION FACTOR		13,402.10	0.00	0.00		
GJ	LD	001865	06-06	9051	1/10/2006		D:ALLOCATION FACTOR		13,226.87	0.00	0.00		
GJ	LD	001894	07-06	9051	2/6/2006		D:ALLOCATION FACTOR		13,233.20	0.00	0.00		
GJ	LD	001927	08-06	9051	3/7/2006		D:ALLOCATION FACTOR		13,340.59	0.00	0.00		
GJ	LD	001960	09-06	9051	4/11/2006		D:ALLOCATION FACTOR		20,011.63	0.00	0.00		
GJ	LD	001989	10-06	9051	5/10/2006		D:ALLOCATION FACTOR		12,607.86	0.00	0.00		
GJ	LD	002013	11-06	9051	6/5/2006		D:ALLOCATION FACTOR		13,436.22	0.00	0.00		
GJ	LD	002054	12-06	9051	7/14/2006		D:ALLOCATION FACTOR		17,766.89	0.00	0.00		
General													
INFORMATION TECHNOLOGIES PAYROSUB: 40													
GJ	GL	001689	01-06	RPAYACC01	7/29/2005		REVERSE EOY PAYROLL ACCRUAL		37,798.86	17,397.66			
GJ	LS	001717	01-06	9051	8/17/2005		S:ALLOCATION FACTOR		0.00	20,401.20			

Date: Tuesday, December 05, 2006
 Time: 01:55PM
 User: staylor

Frankfort Plant Board
Detail General Ledger - Standard
 Periods: 01-06 Through 12-06 As of: 12/31/2006 Ledger ID: 00001

Page: 228 of 318
 Report: 01620.rpt
 Company: 00001

Jrnl	Tran	Bat	Per	Reference	Tran	Tran	Description	Beginning Balance	Debit Amount	Credit Amount	Ending Balance	
Type	Type	Nbr	Ent	Nbr	Date	Date						
GJ	GL	001721	02-06		8/18/2005		S:ALLOCATION FACTOR	38,104.03	0.00	0.00	38,104.03	
GJ	LS	001740	02-06	9051	9/12/2005		S:ALLOCATION FACTOR	0.00	0.00	0.00	0.00	
GJ	GL	001745	03-06	JE03-4	9/28/2005		REV PAYROLL POSTED TWICE 9-1-5	75,132.80	0.00	0.00	18,903.18	
GJ	LS	001775	03-06	9051	10/19/2005		S:ALLOCATION FACTOR	0.00	0.00	0.00	56,229.62	
GJ	GL	001780	04-06		10/27/2005		S:ALLOCATION FACTOR	36,702.50	0.00	0.00	0.00	
GJ	LS	001805	04-06	9051	11/10/2005		S:ALLOCATION FACTOR	0.00	0.00	0.00	36,702.50	
GJ	GL	001812	05-06		11/23/2005		S:ALLOCATION FACTOR	37,498.87	0.00	0.00	0.00	
GJ	LS	001837	05-06	9051	12/13/2005		S:ALLOCATION FACTOR	0.00	0.00	0.00	37,498.87	
GJ	GL	001855	06-06		12/22/2005		S:ALLOCATION FACTOR	37,008.61	0.00	0.00	0.00	
GJ	LS	001865	06-06	9051	1/10/2006		S:ALLOCATION FACTOR	0.00	0.00	0.00	37,008.61	
GJ	GL	001870	07-06		1/19/2006		S:ALLOCATION FACTOR	37,026.31	0.00	0.00	0.00	
GJ	LS	001894	07-06	9051	2/6/2006		S:ALLOCATION FACTOR	0.00	0.00	0.00	37,026.31	
GJ	GL	001898	08-06		2/16/2006		S:ALLOCATION FACTOR	37,326.79	0.00	0.00	0.00	
GJ	LS	001927	08-06	9051	3/7/2006		S:ALLOCATION FACTOR	0.00	0.00	0.00	37,326.79	
GJ	GL	001946	09-06		3/30/2006		S:ALLOCATION FACTOR	55,992.25	0.00	0.00	0.00	
GJ	LS	001960	09-06	9051	4/11/2006		S:ALLOCATION FACTOR	0.00	0.00	0.00	55,992.25	
GJ	GL	001965	10-06		4/27/2006		S:ALLOCATION FACTOR	35,276.59	0.00	0.00	0.00	
GJ	LS	001989	10-06	9051	5/10/2006		S:ALLOCATION FACTOR	0.00	0.00	0.00	35,276.59	
GJ	GL	001994	11-06		5/25/2006		S:ALLOCATION FACTOR	37,594.34	0.00	0.00	0.00	
GJ	LS	002013	11-06	9051	6/5/2006		S:ALLOCATION FACTOR	0.00	0.00	0.00	37,594.34	
GJ	GL	002048	12-06	PAYACC12	7/6/2006		YEAR END PAYROLL ACCRUAL	49,711.49	0.00	0.00	0.00	
GJ	LS	002054	12-06	9051	7/14/2006		S:ALLOCATION FACTOR	0.00	0.00	0.00	49,711.49	
Acct: 905200 GIS EXPENSES								Acct: 905100 Total	0.00	994,046.04	515,173.44	478,872.60
Sub: 01								Balance Sheet	0.00	0.00	0.00	0.00
01-06								0.00	0.00	0.00	0.00	
02-06								0.00	0.00	0.00	0.00	
03-06								0.00	0.00	0.00	0.00	
04-06								8,851.77	0.00	0.00	8,851.77	
05-06								0.00	0.00	0.00	0.00	
06-06								0.00	0.00	0.00	0.00	
07-06								0.00	0.00	0.00	0.00	
08-06								0.00	0.00	0.00	0.00	
08-06								8,736.57	0.00	0.00	8,736.57	
09-06								0.00	0.00	0.00	0.00	
10-06								0.00	0.00	0.00	0.00	
11-06								0.00	0.00	0.00	0.00	

Acct: 905200 GIS EXPENSES Sub: 01

Date: Tuesday, December 05, 2006
 Time: 01:55PM
 User: slaylor

Frankfort Plant Board
Detail General Ledger - Standard
 Periods: 01-06 Through 12-06 As of: 12/31/2006 Ledger ID: 00001

Page: 231 of 318
 Report: 01620.rpt
 Company: 00001

Acct:	Jrnl	Tran	Bat	Per	Reference	Tran	Description	Beginning Balance	Debit Amount	Credit Amount	Ending Balance	
Type	Type	Nbr	Ent	Nbr	Date	Date						
Acct: 905210	GJ	LD	001989	10-06	90521	5/10/2006	D:ALLOCATION FACTOR		5,129.33	0.00		
	GJ	LD	002013	11-06	90521	6/5/2006	D:ALLOCATION FACTOR		680.43	0.00		
	GJ	LD	002054	12-06	90521	7/14/2006	D:ALLOCATION FACTOR		0.00	14,225.13		
	Sub: 20											
	GJ	LD	001717	01-06	90521	8/17/2005	D:ALLOCATION FACTOR		2,007.34	0.00		
	GJ	LD	001740	02-06	90521	9/12/2005	D:ALLOCATION FACTOR		4,750.33	0.00		
	GJ	LD	001775	03-06	90521	10/19/2005	D:ALLOCATION FACTOR		2,234.22	0.00		
	GJ	LD	001805	04-06	90521	11/10/2005	D:ALLOCATION FACTOR		2,858.63	0.00		
	GJ	LD	001837	05-06	90521	12/13/2005	D:ALLOCATION FACTOR		5,307.31	0.00		
	GJ	LD	001865	06-06	90521	1/10/2006	D:ALLOCATION FACTOR		1,746.65	0.00		
GJ	LD	001894	07-06	90521	2/6/2006	D:ALLOCATION FACTOR		5,250.57	0.00			
GJ	LD	001927	08-06	90521	3/7/2006	D:ALLOCATION FACTOR		6,714.98	0.00			
GJ	LD	001960	09-06	90521	4/11/2006	D:ALLOCATION FACTOR		5,492.00	0.00			
GJ	LD	001989	10-06	90521	5/10/2006	D:ALLOCATION FACTOR		3,774.26	0.00			
GJ	LD	002013	11-06	90521	6/5/2006	D:ALLOCATION FACTOR		500.67	0.00			
GJ	LD	002054	12-06	90521	7/14/2006	D:ALLOCATION FACTOR		0.00	10,467.11			
Sub: 30												
Cable												
GJ	LD	001717	01-06	90521	8/17/2005	D:ALLOCATION FACTOR		2,633.71	0.00			
GJ	LD	001740	02-06	90521	9/12/2005	D:ALLOCATION FACTOR		6,232.64	0.00			
GJ	LD	001775	03-06	90521	10/19/2005	D:ALLOCATION FACTOR		2,931.40	0.00			
GJ	LD	001805	04-06	90521	11/10/2005	D:ALLOCATION FACTOR		3,750.63	0.00			
GJ	LD	001837	05-06	90521	12/13/2005	D:ALLOCATION FACTOR		6,963.41	0.00			
GJ	LD	001865	06-06	90521	1/10/2006	D:ALLOCATION FACTOR		2,291.67	0.00			
GJ	LD	001894	07-06	90521	2/6/2006	D:ALLOCATION FACTOR		6,888.97	0.00			
GJ	LD	001927	08-06	90521	3/7/2006	D:ALLOCATION FACTOR		8,810.34	0.00			
GJ	LD	001960	09-06	90521	4/11/2006	D:ALLOCATION FACTOR		7,205.73	0.00			
GJ	LD	001989	10-06	90521	5/10/2006	D:ALLOCATION FACTOR		4,951.98	0.00			
GJ	LD	002013	11-06	90521	6/5/2006	D:ALLOCATION FACTOR		656.90	0.00			
GJ	LD	002054	12-06	90521	7/14/2006	D:ALLOCATION FACTOR		0.00	13,733.29			
Sub: 40												
General												
GJ	LS	001717	01-06	90521	8/17/2005	S:ALLOCATION FACTOR		0.00	7,369.08			
AP	VO	041939	01-06	048391	6/29/2005	Summary Release		7,369.08	0.00			
GJ	LS	001740	02-06	90521	9/12/2005	S:ALLOCATION FACTOR		0.00	17,438.82			
AP	VO	042442	02-06	049023	8/22/2005	Summary Release		17,438.82	0.00			
GJ	LS	001775	03-06	90521	10/19/2005	S:ALLOCATION FACTOR		0.00	8,202.00			
AP	VO	043070	03-06	049750	9/26/2005	Summary Release		8,202.00	0.00			
GJ	LS	001805	04-06	90521	11/10/2005	S:ALLOCATION FACTOR		0.00	10,494.22			
AP	VO	043731	04-06	050547	10/27/2005	Summary Release		10,494.22	0.00			

Date: Tuesday, December 05, 2006
 Time: 01:55PM
 User: staylor

Frankfort Plant Board
 Detail General Ledger - Standard
 Periods: 01-06 Through 12-06 As of: 12/3/2006 Ledger ID: 00001

Page: 232 of 318
 Report: 01620.rpt
 Company: 00001

Jrnl	Tran	Bat	Per	Reference	Tran	Tran	Beginning	Debit	Credit	Ending
Type	Type	Nbr	Ent	Nbr	Date	Description	Balance	Amount	Amount	Balance
GJ	LS	001837	05-06	90521	12/13/2005	S:ALLOCATION FACTOR		0.00	19,483.52	
AP	VO	044233	05-06	051123	11/29/2005	Summary Release		19,483.52	0.00	
GJ	LS	001865	06-06	90521	1/10/2006	S:ALLOCATION FACTOR		0.00	6,412.06	
AP	VO	044688	06-06	051661	12/22/2005	Summary Release		6,412.06	0.00	
GJ	LS	001894	07-06	90521	2/6/2006	S:ALLOCATION FACTOR		0.00	19,275.23	
AP	VO	045297	07-06	052315	1/26/2006	Summary Release		19,275.23	0.00	
GJ	GL	001909	08-06	JE08-03	3/2/2006	KP ERROR ACCT#		6,593.40	0.00	
AP	LS	001927	08-06	90521	3/7/2006	S:ALLOCATION FACTOR		0.00	24,651.19	
GJ	VO	045822	08-06	052871	2/24/2006	Summary Release		18,057.79	0.00	
AP	LS	001960	09-06	90521	4/1/2006	S:ALLOCATION FACTOR		0.00	20,161.52	
GJ	VO	046138	09-06	053263	3/13/2006	Summary Release		20,161.52	0.00	
AP	LS	001989	10-06	90521	5/10/2006	S:ALLOCATION FACTOR		0.00	13,855.57	
GJ	VO	046831	10-06	054045	4/21/2006	Summary Release		13,855.57	0.00	
AP	LS	002013	11-06	90521	6/5/2006	S:ALLOCATION FACTOR		0.00	1,838.00	
AP	VO	047309	11-06	054606	5/17/2006	Summary Release		1,838.00	0.00	
AP	AD	048020	12-06	055381	6/19/2006	Summary Release		0.00	17,401.45	
GJ	GL	002017	12-06	JE12-1	6/19/2006	CORR CF SOLUTIONS BILL FOR YR		4,840.00	44,833.80	
GJ	LS	002054	12-06	90521	7/14/2006	S:ALLOCATION FACTOR		38,425.53	0.00	
AP	VO	048151	12-06	055527	6/26/2006	Summary Release		18,969.72	0.00	
Acct 905210 Total							0.00	360,597.67	249,841.99	110,755.68

Acct:	905300	COMPUTER EXPENSE	Sub:	10	D:ALLOCATION FACTOR	Electric
GJ	LD	001717	01-06	9053	8/17/2005	1,137.05
GJ	LD	001740	02-06	9053	9/12/2005	5,845.79
GJ	LD	001775	03-06	9053	10/19/2005	1,203.35
GJ	LD	001805	04-06	9053	11/10/2005	4,555.61
GJ	LD	001837	05-06	9053	12/13/2005	8,251.71
GJ	LD	001865	06-06	9053	1/10/2006	1,321.91
GJ	LD	001894	07-06	9053	2/6/2006	665.32
GJ	LD	001927	08-06	9053	3/7/2006	524.36
GJ	LD	001960	09-06	9053	4/11/2006	1,021.68
GJ	LD	001989	10-06	9053	5/10/2006	2,818.53
GJ	LD	002013	11-06	9053	6/5/2006	245.69
GJ	LD	002054	12-06	9053	7/14/2006	7,436.57
Acct: 905300 COMPUTER EXPENSE Sub: 20						
GJ	LD	001717	01-06	9053	8/17/2005	836.66
GJ	LD	001740	02-06	9053	9/12/2005	4,301.44
GJ	LD	001775	03-06	9053	10/19/2005	885.45
Water						
Sub: 20						
D:ALLOCATION FACTOR 836.66 0.00						
D:ALLOCATION FACTOR 4,301.44 0.00						
D:ALLOCATION FACTOR 885.45 0.00						

Date: Tuesday, December 05, 2006
 Time: 01:55PM
 User: staylor

Frankfort Plant Board
Detail General Ledger - Standard
 Periods: 01-06 Through 12-06 As of: 12/3/2006 Ledger ID: 00001

Page: 233 of 318
 Report: 01620.rpt
 Company: 00001

Jrnl	Tran	Bat	Per	Reference	Tran	Description	Beginning Balance	Debit Amount	Credit Amount	Ending Balance
Type	Type	Nbr	Ent	Nbr	Date					
Acct: 905300 COMPUTER EXPENSE										
GJ	LD	001805	04-06	9053	11/10/2005	D:ALLOCATION FACTOR	3,352.10	0.00	0.00	3,352.10
GJ	LD	001837	05-06	9053	12/13/2005	D:ALLOCATION FACTOR	6,071.76	0.00	0.00	6,071.76
GJ	LD	001865	06-06	9053	1/10/2006	D:ALLOCATION FACTOR	972.69	0.00	0.00	972.69
GJ	LD	001894	07-06	9053	2/6/2006	D:ALLOCATION FACTOR	489.56	0.00	0.00	489.56
GJ	LD	001927	08-06	9053	3/7/2006	D:ALLOCATION FACTOR	385.84	0.00	0.00	385.84
GJ	LD	001960	09-06	9053	4/11/2006	D:ALLOCATION FACTOR	751.77	0.00	0.00	751.77
GJ	LD	001989	10-06	9053	5/10/2006	D:ALLOCATION FACTOR	2,073.92	0.00	0.00	2,073.92
GJ	LD	002013	11-06	9053	6/5/2006	D:ALLOCATION FACTOR	180.79	0.00	0.00	180.79
GJ	LD	002054	12-06	9053	7/14/2006	D:ALLOCATION FACTOR	5,471.97	0.00	0.00	5,471.97
Sub: 30										
Acct: 905300 COMPUTER EXPENSE										
GJ	LD	001717	01-06	9053	8/17/2005	D:ALLOCATION FACTOR	1,097.74	0.00	0.00	1,097.74
GJ	LD	001740	02-06	9053	9/12/2005	D:ALLOCATION FACTOR	5,643.66	0.00	0.00	5,643.66
GJ	LD	001775	03-06	9053	10/19/2005	D:ALLOCATION FACTOR	1,161.75	0.00	0.00	1,161.75
GJ	LD	001805	04-06	9053	11/10/2005	D:ALLOCATION FACTOR	4,398.09	0.00	0.00	4,398.09
GJ	LD	001837	05-06	9053	12/13/2005	D:ALLOCATION FACTOR	7,966.39	0.00	0.00	7,966.39
PO	R	056684	05-06		11/29/2005	NON STOCK DIRECTLY CHARGED TO	19.95	0.00	0.00	19.95
GJ	LD	001865	06-06	9053	1/10/2006	D:ALLOCATION FACTOR	1,276.20	0.00	0.00	1,276.20
GJ	LD	001894	07-06	9053	2/6/2006	D:ALLOCATION FACTOR	642.32	0.00	0.00	642.32
GJ	LD	001927	08-06	9053	3/7/2006	D:ALLOCATION FACTOR	506.23	0.00	0.00	506.23
GJ	LD	001960	09-06	9053	4/11/2006	D:ALLOCATION FACTOR	986.36	0.00	0.00	986.36
GJ	LD	001989	10-06	9053	5/10/2006	D:ALLOCATION FACTOR	2,721.07	0.00	0.00	2,721.07
GJ	LD	002013	11-06	9053	6/5/2006	D:ALLOCATION FACTOR	237.20	0.00	0.00	237.20
GJ	LD	002054	12-06	9053	7/14/2006	D:ALLOCATION FACTOR	7,179.45	0.00	0.00	7,179.45
Sub: 40										
Acct: 905300 COMPUTER EXPENSE										
GJ	LS	001717	01-06	9053	8/17/2005	S:ALLOCATION FACTOR	0.00	0.00	3,071.45	3,071.45
PO	R	053401	01-06		7/26/2005	NON STOCK DIRECTLY CHARGED TO	1,931.01	0.00	0.00	1,931.01
AP	VO	041981	01-06	048435	6/29/2005	Summary Release	1,140.44	0.00	0.00	1,140.44
AP	AD	042313	02-06	048849	6/29/2005	Summary Release	0.00	0.00	2,195.83	2,195.83
IN	CT	053793	02-06	910	8/8/2005	Summary Release	1.10	0.00	0.00	1.10
GJ	LS	001740	02-06	9053	9/12/2005	S:ALLOCATION FACTOR	0.00	0.00	15,790.89	15,790.89
PO	R	054111	02-06		8/24/2005	NON STOCK DIRECTLY CHARGED TO	4,916.01	0.00	0.00	4,916.01
AP	VO	042532	02-06	049136	8/26/2005	Summary Release	13,069.61	0.00	0.00	13,069.61
GJ	GL	001765	03-06	JEO3-1	10/12/2005	RECLASS BELL SOUTH CHG JUL-SEP	0.00	0.00	137.28	137.28
GJ	LS	001775	03-06	9053	10/19/2005	S:ALLOCATION FACTOR	0.00	0.00	3,250.55	3,250.55
PO	R	055087	03-06		9/27/2005	NON STOCK DIRECTLY CHARGED TO	1,591.24	0.00	0.00	1,591.24
AP	VO	043040	03-06	049714	9/26/2005	Summary Release	1,796.59	0.00	0.00	1,796.59
GJ	GL	001781	04-06	CR04	10/30/2005	OCTOBER CASH RECEIPTS	0.00	0.00	2,907.90	2,907.90
GJ	LS	001805	04-06	9053	11/10/2005	S:ALLOCATION FACTOR	0.00	0.00	12,305.80	12,305.80

Date: Tuesday, December 05, 2006
 Time: 01:55PM
 User: staylor

Frankfort Plant Board
Detail General Ledger - Standard
 Periods: 01-06 Through 12-06 As of: 12/31/2006 Ledger ID: 00001

Page: 234 of 318
 Report: 01620.rpt
 Company: 00001

Acct:	Jrnl	Tran	Bat	Per	Reference	Tran	Tran	Description	Beginning Balance	Debit Amount	Credit Amount	Ending Balance
	Type	Type	Nbr	Ent	Nbr	Date	Date					
	PO	R	055811	04-06		10/20/2005	10/20/2005	NON STOCK DIRECTLY CHARGED TO	14,917.08	0.00	0.00	
	AP	VO	043607	04-06	050384	10/21/2005	10/21/2005	Summary Release	296.62	0.00	0.00	
	AP	AD	044066	05-06	050928	11/15/2005	11/15/2005	Summary Release	0.00	0.00	89.95	
	IN	CT	056716	05-06	903	11/28/2005	11/28/2005	Summary Release	22.69	0.00	0.00	
	GJ	LS	001837	05-06	9053	12/13/2005	12/13/2005	S:ALLOCATION FACTOR	0.00	0.00	22,289.86	
	PO	R	056566	05-06		11/21/2005	11/21/2005	NON STOCK DIRECTLY CHARGED TO	19,316.19	0.00	0.00	
	AP	VO	044140	05-06	051006	11/18/2005	11/18/2005	Summary Release	3,040.93	0.00	0.00	
	GJ	LS	001865	06-06	9053	11/01/2006	11/01/2006	S:ALLOCATION FACTOR	0.00	0.00	3,570.80	
	PO	R	057350	06-06		12/22/2005	12/22/2005	NON STOCK DIRECTLY CHARGED TO	243.09	0.00	0.00	
	AP	VO	044534	06-06	051451	12/15/2005	12/15/2005	Summary Release	3,327.71	0.00	0.00	
	GJ	LS	001894	07-06	9053	2/6/2006	2/6/2006	S:ALLOCATION FACTOR	0.00	0.00	1,797.20	
	PO	R	057976	07-06		1/23/2006	1/23/2006	NON STOCK DIRECTLY CHARGED TO	2,284.91	0.00	0.00	
	AP	VO	045307	07-06	052323	1/26/2006	1/26/2006	Summary Release	1,566.29	0.00	0.00	
	PO	X	057541	07-06		1/6/2006	1/6/2006	NON STOCK DIRECTLY CHARGED TO	0.00	0.00	2,054.00	
	GJ	LS	001927	08-06	9053	3/7/2006	3/7/2006	S:ALLOCATION FACTOR	0.00	0.00	1,416.43	
	PO	R	058196	08-06		1/30/2006	1/30/2006	NON STOCK DIRECTLY CHARGED TO	299.75	0.00	0.00	
	AP	VO	045823	08-06	052872	2/24/2006	2/24/2006	Summary Release	1,116.68	0.00	0.00	
	GJ	LS	001960	09-06	9053	4/11/2006	4/11/2006	S:ALLOCATION FACTOR	0.00	0.00	2,759.81	
	PO	R	059299	09-06		3/17/2006	3/17/2006	NON STOCK DIRECTLY CHARGED TO	1,751.73	0.00	0.00	
	AP	VO	046381	09-06	053579	3/29/2006	3/29/2006	Summary Release	1,008.08	0.00	0.00	
	GJ	LS	001989	10-06	9053	5/10/2006	5/10/2006	S:ALLOCATION FACTOR	0.00	0.00	7,613.52	
	PO	R	060233	10-06		4/27/2006	4/27/2006	NON STOCK DIRECTLY CHARGED TO	5,257.21	0.00	0.00	
	AP	VO	046898	10-06	054154	5/25/2006	5/25/2006	Summary Release	2,356.31	0.00	0.00	
	GJ	LS	002013	11-06	9053	6/5/2006	6/5/2006	S:ALLOCATION FACTOR	0.00	0.00	3,538.86	
	PO	R	061098	11-06		5/26/2006	5/26/2006	NON STOCK DIRECTLY CHARGED TO	3,024.74	0.00	0.00	
	AP	VO	047490	11-06	054803	5/25/2006	5/25/2006	Summary Release	1,177.80	0.00	0.00	
	GJ	GL	002053	12-06	FYE1	7/6/2006	7/6/2006	YEAR END A/P ACCRUALS	1,455.24	0.00	0.00	
	GJ	LS	002054	12-06	9053	7/14/2006	7/14/2006	S:ALLOCATION FACTOR	0.00	0.00	20,087.99	
	PO	R	062127	12-06		6/29/2006	6/29/2006	NON STOCK DIRECTLY CHARGED TO	197.18	0.00	0.00	
	AP	VO	048188	12-06	055563	6/28/2006	6/28/2006	Summary Release	18,435.57	0.00	0.00	
						Acct	906300	Total	0.00	200,179.73	105,541.80	94,637.93
Acct:	913000							PUBLISHING EXPENSE				
	GJ	LD	001717	01-06	9130	8/17/2005	8/17/2005	D:ALLOCATION FACTOR	2,770.14	0.00	0.00	
	GJ	LD	001740	02-06	9130	9/12/2005	9/12/2005	D:ALLOCATION FACTOR	125.46	0.00	0.00	
	GJ	LD	001775	03-06	9130	10/19/2005	10/19/2005	D:ALLOCATION FACTOR	54.65	0.00	0.00	
	GJ	LD	001805	04-06	9130	11/10/2005	11/10/2005	D:ALLOCATION FACTOR	89.27	0.00	0.00	

Date: Tuesday, December 05, 2006
 Time: 01:55PM
 User: staylor

Frankfort Plant Board
Detail General Ledger - Standard

Periods: 01-06 Through 12-06 As of: 12/31/2006 Ledger ID: 00001

Jrnl	Tran	Bat	Per	Reference	Tran	Description	Beginning Balance	Debit Amount	Credit Amount	Ending Balance
Type	Type	Nbr	Ent	Nbr	Date					
GJ	LD	001837	05-06	9130	12/13/2005	D:ALLOCATION FACTOR		93.29	0.00	
AP	VO	044235	05-06	051125	11/29/2005	Summary Release		1,947.24	0.00	
GJ	LD	001865	06-06	9130	1/10/2006	D:ALLOCATION FACTOR		701.04	0.00	
GJ	LD	001894	07-06	9130	2/6/2006	D:ALLOCATION FACTOR		30.36	0.00	
GJ	LD	001927	08-06	9130	3/7/2006	D:ALLOCATION FACTOR		311.91	0.00	
GJ	LD	001960	09-06	9130	4/11/2006	D:ALLOCATION FACTOR		443.53	0.00	
GJ	LD	001989	10-06	9130	5/10/2006	D:ALLOCATION FACTOR		164.00	0.00	
GJ	LD	002013	11-06	9130	6/5/2006	D:ALLOCATION FACTOR		155.30	0.00	
GJ	LD	002054	12-06	9130	7/14/2006	D:ALLOCATION FACTOR		1,107.00	0.00	
Acct: 913000 PUBLISHING EXPENSE										
							Sub: 20	Water		
GJ	LD	001717	01-06	9130	8/17/2005	D:ALLOCATION FACTOR		2,038.32	0.00	
GJ	LD	001740	02-06	9130	9/12/2005	D:ALLOCATION FACTOR		92.32	0.00	
GJ	LD	001775	03-06	9130	10/19/2005	D:ALLOCATION FACTOR		40.21	0.00	
GJ	LD	001805	04-06	9130	11/10/2005	D:ALLOCATION FACTOR		65.68	0.00	
GJ	LD	001837	05-06	9130	12/13/2005	D:ALLOCATION FACTOR		68.65	0.00	
GJ	LD	001865	06-06	9130	1/10/2006	D:ALLOCATION FACTOR		515.84	0.00	
GJ	LD	001894	07-06	9130	2/6/2006	D:ALLOCATION FACTOR		22.34	0.00	
GJ	LD	001927	08-06	9130	3/7/2006	D:ALLOCATION FACTOR		229.51	0.00	
GJ	LD	001960	09-06	9130	4/11/2006	D:ALLOCATION FACTOR		326.35	0.00	
GJ	LD	001989	10-06	9130	5/10/2006	D:ALLOCATION FACTOR		120.68	0.00	
GJ	LD	002013	11-06	9130	6/5/2006	D:ALLOCATION FACTOR		114.27	0.00	
GJ	LD	002054	12-06	9130	7/14/2006	D:ALLOCATION FACTOR		814.55	0.00	
Acct: 913000 PUBLISHING EXPENSE										
							Sub: 30	Cable		
GJ	LD	001717	01-06	9130	8/17/2005	D:ALLOCATION FACTOR		2,674.35	0.00	
GJ	LD	001740	02-06	9130	9/12/2005	D:ALLOCATION FACTOR		121.13	0.00	
GJ	LD	001775	03-06	9130	10/19/2005	D:ALLOCATION FACTOR		52.77	0.00	
GJ	LD	001805	04-06	9130	11/10/2005	D:ALLOCATION FACTOR		86.18	0.00	
GJ	LD	001837	05-06	9130	12/13/2005	D:ALLOCATION FACTOR		90.07	0.00	
GJ	LD	001865	06-06	9130	1/10/2006	D:ALLOCATION FACTOR		676.80	0.00	
GJ	LD	001894	07-06	9130	2/6/2006	D:ALLOCATION FACTOR		29.30	0.00	
GJ	LD	001927	08-06	9130	3/7/2006	D:ALLOCATION FACTOR		301.12	0.00	
GJ	LD	001960	09-06	9130	4/11/2006	D:ALLOCATION FACTOR		428.19	0.00	
GJ	LD	001989	10-06	9130	5/10/2006	D:ALLOCATION FACTOR		158.33	0.00	
AP	VO	046898	10-06	054154	4/27/2006	Summary Release		180.00	0.00	
GJ	LD	002013	11-06	9130	6/5/2006	D:ALLOCATION FACTOR		149.94	0.00	
GJ	LD	002054	12-06	9130	7/14/2006	D:ALLOCATION FACTOR		1,068.72	0.00	
Acct: 913000 PUBLISHING EXPENSE										
							Sub: 40	General		
GJ	LS	001717	01-06	9130	8/17/2005	S:ALLOCATION FACTOR		0.00	7,482.81	

Date: Tuesday, December 05, 2006
 Time: 01:55PM
 User: staylor

Frankfort Plant Board
Detail General Ledger - Standard
 Periods: 01-06 Through 12-06 As of: 12/3/2006 Ledger ID: 00001

Jrnl	Tran	Bat	Per	Reference	Tran	Description	Beginning Balance	Debit Amount	Credit Amount	Ending Balance
Type	Type	Nbr	Ent	Nbr	Date					
AP	VO	041978	01-06	048432	7/26/2005	Summary Release		7,482.81	0.00	
GJ	LS	001740	02-06	9130	9/12/2005	S.ALLOCATION FACTOR		0.00	338.91	
AP	VO	042532	02-06	049136	8/26/2005	Summary Release		338.91	0.00	
GJ	LS	001775	03-06	9130	10/19/2005	S.ALLOCATION FACTOR		0.00	147.63	
AP	VO	043040	03-06	049714	9/26/2005	Summary Release		147.63	0.00	
GJ	LS	001805	04-06	9130	11/10/2005	S.ALLOCATION FACTOR		0.00	241.13	
AP	VO	043700	04-06	050501	10/26/2005	Summary Release		241.13	0.00	
GJ	LS	001837	05-06	9130	12/13/2005	S.ALLOCATION FACTOR		0.00	252.01	
AP	VO	044215	05-06	051099	11/28/2005	Summary Release		252.01	0.00	
GJ	LS	001865	06-06	9130	1/10/2006	S.ALLOCATION FACTOR		0.00	1,893.68	
AP	VO	044717	06-06	051690	12/28/2005	Summary Release		1,893.68	0.00	
GJ	LS	001894	07-06	9130	2/6/2006	S.ALLOCATION FACTOR		0.00	82.00	
AP	VO	045299	07-06	052322	1/26/2006	Summary Release		82.00	0.00	
GJ	LS	001927	08-06	9130	3/7/2006	S.ALLOCATION FACTOR		0.00	842.54	
AP	VO	045815	08-06	052864	2/24/2006	Summary Release		842.54	0.00	
GJ	LS	001960	09-06	9130	4/11/2006	S.ALLOCATION FACTOR		0.00	1,198.07	
AP	VO	046293	09-06	053432	3/23/2006	Summary Release		1,198.07	0.00	
GJ	LS	001989	10-06	9130	5/10/2006	S.ALLOCATION FACTOR		0.00	443.01	
AP	VO	046898	10-06	054154	4/27/2006	Summary Release		443.01	0.00	
GJ	LS	002013	11-06	9130	6/5/2006	S.ALLOCATION FACTOR		0.00	419.51	
AP	VO	047355	11-06	054652	5/18/2006	Summary Release		419.51	0.00	
GJ	GL	002017	12-06	JE12-1	6/19/2006	CORR CF SOLUTIONS BILL FOR YR		1,509.60	1,718.75	
GJ	LS	002054	12-06	9130	7/14/2006	S.ALLOCATION FACTOR		0.00	2,990.27	
AP	VO	048174	12-06	055550	6/27/2006	Summary Release		3,199.42	0.00	
Acct 913000 Total							0.00	36,509.13	18,050.32	18,458.81

Acct:	920000	ADMINISTRATIVE EXPENSE	Sub:	10	Electric	
GJ	LD	001717	8/17/2005	D:ALLOCATION FACTOR	5,625.60	0.00
GJ	LD	001740	9/12/2005	D:ALLOCATION FACTOR	5,467.84	0.00
GJ	LD	001775	10/19/2005	D:ALLOCATION FACTOR	5,209.74	0.00
GJ	LD	001805	11/10/2005	D:ALLOCATION FACTOR	5,313.18	0.00
GJ	LD	001837	12/13/2005	D:ALLOCATION FACTOR	7,948.08	0.00
GJ	LD	001865	1/10/2006	D:ALLOCATION FACTOR	5,396.12	0.00
GJ	LD	001894	2/6/2006	D:ALLOCATION FACTOR	5,254.62	0.00
GJ	LD	001927	3/7/2006	D:ALLOCATION FACTOR	4,786.60	0.00
GJ	LD	001960	4/11/2006	D:ALLOCATION FACTOR	5,449.48	0.00
GJ	LD	001989	5/10/2006	D:ALLOCATION FACTOR	4,945.95	0.00
GJ	LD	002013	6/5/2006	D:ALLOCATION FACTOR	5,448.05	0.00

Date: Tuesday, December 05, 2006
 Time: 01:55PM
 User: staylor

Frankfort Plant Board
Detail General Ledger - Standard
 Periods: 01-06 Through 12-06 As of: 12/3/2006 Ledger ID: 00001

Page: 237 of 318
 Report: 01620.rpt
 Company: 00001

Acct:	Jrnl	Tran	Bat	Per	Reference	Tran	Tran	Description	Beginning Balance	Debit Amount	Credit Amount	Ending Balance
Type	Type	Nbr	Ent	Nbr		Date						
AP	VO	047355	11-06	054652		5/18/2006		Summary Release		23.00	0.00	
GJ	LD	002054	12-06	9200		7/14/2006		D.ALLOCATION FACTOR	5,568.49	0.00	0.00	
AP	VO	048193	12-06	055568		6/28/2006		Summary Release	110.00	0.00	0.00	
Acct: 920000					ADMINISTRATIVE EXPENSE	Sub: 20				Water		
GJ	LD	001717	01-06	9200		8/17/2005		D.ALLOCATION FACTOR		4,139.42	0.00	
GJ	LD	001740	02-06	9200		9/12/2005		D.ALLOCATION FACTOR		4,023.33	0.00	
GJ	LD	001775	03-06	9200		10/19/2005		D.ALLOCATION FACTOR		3,833.42	0.00	
GJ	LD	001805	04-06	9200		11/10/2005		D.ALLOCATION FACTOR		3,909.53	0.00	
GJ	LD	001837	05-06	9200		12/13/2005		D.ALLOCATION FACTOR		5,848.34	0.00	
GJ	LD	001865	06-06	9200		1/10/2006		D.ALLOCATION FACTOR		3,970.57	0.00	
GJ	LD	001894	07-06	9200		2/6/2006		D.ALLOCATION FACTOR		3,866.44	0.00	
GJ	LD	001927	08-06	9200		3/7/2006		D.ALLOCATION FACTOR		3,522.07	0.00	
GJ	LD	001960	09-06	9200		4/1/2006		D.ALLOCATION FACTOR		4,009.83	0.00	
GJ	LD	001989	10-06	9200		5/10/2006		D.ALLOCATION FACTOR		3,639.32	0.00	
GJ	LD	002013	11-06	9200		6/5/2006		D.ALLOCATION FACTOR		4,008.78	0.00	
GJ	LD	002054	12-06	9200		7/14/2006		D.ALLOCATION FACTOR		4,097.40	0.00	
Acct: 920000					ADMINISTRATIVE EXPENSE	Sub: 30				Cable		
GJ	LD	001717	01-06	9200		8/17/2005		D.ALLOCATION FACTOR		5,431.09	0.00	
AP	VO	041735	01-06	048130		7/13/2005		Summary Release		62.00	0.00	
GJ	LD	001740	02-06	9200		9/12/2005		D.ALLOCATION FACTOR		5,278.78	0.00	
GJ	LD	001775	03-06	9200		10/19/2005		D.ALLOCATION FACTOR		5,029.60	0.00	
GJ	LD	001805	04-06	9200		11/10/2005		D.ALLOCATION FACTOR		5,129.47	0.00	
GJ	GL	001810	05-06	JE05-2		11/30/2005		KP ERROR FIT TV CHARGES		0.00	2,774.56	
GJ	LD	001837	05-06	9200		12/13/2005		D.ALLOCATION FACTOR		7,673.27	0.00	
AP	VO	043961	05-06	050813		11/10/2005		Summary Release		2,774.56	0.00	
GJ	LD	001865	06-06	9200		1/10/2006		D.ALLOCATION FACTOR		5,209.55	0.00	
GJ	LD	001894	07-06	9200		2/6/2006		D.ALLOCATION FACTOR		5,072.93	0.00	
GJ	LD	001927	08-06	9200		3/7/2006		D.ALLOCATION FACTOR		4,621.10	0.00	
GJ	LD	001960	09-06	9200		4/1/2006		D.ALLOCATION FACTOR		5,261.07	0.00	
GJ	LD	001989	10-06	9200		5/10/2006		D.ALLOCATION FACTOR		4,774.94	0.00	
GJ	LD	002013	11-06	9200		6/5/2006		D.ALLOCATION FACTOR		5,259.68	0.00	
GJ	LD	002054	12-06	9200		7/14/2006		D.ALLOCATION FACTOR		5,375.96	0.00	
Acct: 920000					ADMINISTRATIVE EXPENSE	Sub: 40				General		
GJ	GL	001705	01-06	JE01-2		8/9/2005		KP ERROR ACCT#		9,691.23	9.56	
GJ	LS	001717	01-06	9200		8/17/2005		S.ALLOCATION FACTOR		0.00	15,196.11	
AP	VO	041978	01-06	048432		7/26/2005		Summary Release		5,514.44	0.00	
GJ	GL	001735	02-06	FSN02		9/7/2005		AUGUST FSN BILLING - ADJUST		10,023.61	0.00	
GJ	LS	001740	02-06	9200		9/12/2005		S.ALLOCATION FACTOR		0.00	14,769.95	

Date: Tuesday, December 05, 2006
 Time: 01:55PM
 User: staylor

Frankfort Plant Board
Detail General Ledger - Standard
 Periods: 01-06 Through 12-06 As of: 12/31/2006 Ledger ID: 00001

Page: 238 of 318
 Report: 01620.rpt
 Company: 00001

Jrnl	Tran	Bat	Per	Reference	Tran	Tran	Description	Beginning Balance	Debit Amount	Credit Amount	Ending Balance
Type	Type	Nbr	Ent	Nbr	Date						
AP	VO	042532	02-06	049136	8/26/2005		Summary Release		4,746.34	0.00	
GJ	GL	001774	03-06	JE03-4	10/19/2005		TO ADJUST A/R TO ACTUAL		9,495.69	60.67	
GJ	LS	001775	03-06	9200	10/19/2005		S:ALLOCATION FACTOR		0.00	14,072.76	
AP	VO	043181	03-06	049880	9/30/2005		Summary Release		4,637.74	0.00	
GJ	GL	001804	04-06	JE04-3	11/10/2005		TO ADJ A/R TO ACTUAL		9,979.41	53.14	
GJ	LS	001805	04-06	9200	11/10/2005		S:ALLOCATION FACTOR		0.00	14,352.18	
AP	VO	043700	04-06	050501	10/26/2005		Summary Release		4,425.91	0.00	
GJ	GL	001834	05-06	JE05-4	12/12/2005		ADJ GL DEP BAL TO DEP FILES		15,207.22	0.00	
GJ	LS	001837	05-06	9200	12/13/2005		S:ALLOCATION FACTOR		0.00	21,469.69	
AP	VO	044215	05-06	051099	11/28/2005		Summary Release		6,262.47	0.00	
GJ	GL	001864	06-06	JE06-2	1/9/2006		TO CORRECT		9,171.71	432.74	
GJ	LS	001865	06-06	9200	1/10/2006		S:ALLOCATION FACTOR		0.00	14,576.24	
PO	R	057441	06-06		12/28/2005		NON STOCK DIRECTLY CHARGED TO		388.59	0.00	
AP	VO	044717	06-06	051690	12/28/2005		Summary Release		5,448.68	0.00	
GJ	GL	001893	07-06	JE07-2	2/6/2006		BALANCE AR SYSTEM ERROR		8,911.98	0.00	
GJ	LS	001894	07-06	9200	2/6/2006		S:ALLOCATION FACTOR		0.00	14,193.99	
PO	R	057887	07-06		1/20/2006		NON STOCK DIRECTLY CHARGED TO		95.80	0.00	
AP	VO	045299	07-06	052322	1/26/2006		Summary Release		5,186.21	0.00	
GJ	GL	001925	08-06	JE08-1	3/2/2006		TO ADJ A/R TO ACTUAL		8,667.11	0.01	
GJ	LS	001927	08-06	9200	3/7/2006		S:ALLOCATION FACTOR		0.00	12,929.77	
PO	R	056668	08-06		2/22/2006		NON STOCK DIRECTLY CHARGED TO		132.38	0.00	
AP	VO	045815	08-06	052864	2/24/2006		Summary Release		4,130.29	0.00	
GJ	GL	001959	09-06	JE09-1	4/11/2006		BALANCE AR SYSTEM ERROR		8,270.23	0.00	
GJ	LS	001960	09-06	9200	4/11/2006		S:ALLOCATION FACTOR		0.00	14,720.38	
PO	R	059235	09-06		3/15/2006		NON STOCK DIRECTLY CHARGED TO		1,434.33	0.00	
AP	VO	046381	09-06	053579	3/29/2006		Summary Release		5,015.82	0.00	
GJ	GL	001977	10-06	RS10	4/27/2006		APRIL REVENUE SUMMARY		8,954.00	166.11	
GJ	LS	001989	10-06	9200	5/10/2006		S:ALLOCATION FACTOR		0.00	13,360.21	
PO	R	060104	10-06		4/19/2006		NON STOCK DIRECTLY CHARGED TO		115.00	0.00	
AP	VO	046898	10-06	054154	4/27/2006		Summary Release		4,457.32	0.00	
GJ	GL	001995	11-06	RS11	5/12/2006		MAY REVENUE SUMMARY		9,530.35	5.10	
GJ	LS	002013	11-06	9200	6/5/2006		S:ALLOCATION FACTOR		0.00	14,716.51	
PO	R	060377	11-06		5/5/2006		NON STOCK DIRECTLY CHARGED TO		37.14	0.00	
AP	VO	047525	11-06	054835	5/26/2006		Summary Release		5,154.12	0.00	
AP	AD	047711	12-06	055047	6/6/2006		Summary Release		0.00	799.00	
GJ	GL	002036	12-06	JE12-1	7/6/2006		TO BALANCE SNB REV ACCT		9,413.55	606.00	
GJ	LS	002054	12-06	9200	7/14/2006		S:ALLOCATION FACTOR		0.00	15,041.85	
AP	VO	048174	12-06	055550	6/27/2006		Summary Release		7,033.30	0.00	

Date: Tuesday, December 05, 2006
 Time: 01:55PM
 User: staylor

Frankfort Plant Board
Detail General Ledger - Standard

Page: 239 of 318
 Report: 01620.rpt
 Company: 00001

Periods: 01-06 Through 12-06 As of: 12/3/2006 Ledger ID: 00001

Jrnl	Tran	Bat	Per	Ent	Reference	Tran	Tran	Beginning	Debit	Credit	Ending		
Type	Type	Nbr	Nbr	Nbr		Date	Description	Balance	Amount	Amount	Balance		
Acct: 920060 DUES AND SUBSCRIPTIONS													
									Sub: 10	Electric			
GJ	LD	001717	01-06	92006		8/17/2005	D.ALLOCATION FACTOR		947.68	0.00			
AP	VO	041950	01-06	048404		6/29/2005	Summary Release		19,818.68	0.00			
GJ	LD	001740	02-06	92006		9/12/2005	D.ALLOCATION FACTOR		64.05	0.00			
GJ	LD	001775	03-06	92006		10/19/2005	D.ALLOCATION FACTOR		996.69	0.00			
GJ	LD	001805	04-06	92006		11/10/2005	D.ALLOCATION FACTOR		283.45	0.00			
AP	VO	043607	04-06	050384		10/21/2005	Summary Release		188.00	0.00			
GJ	LD	001837	05-06	92006		12/13/2005	D.ALLOCATION FACTOR		76.11	0.00			
AP	VO	044140	05-06	051006		11/18/2005	Summary Release		3,762.68	0.00			
GJ	LD	001865	06-06	92006		1/10/2006	D.ALLOCATION FACTOR		1,175.81	0.00			
GJ	LD	001894	07-06	92006		2/6/2006	D.ALLOCATION FACTOR		789.17	0.00			
AP	VO	045008	07-06	052007		1/12/2006	Summary Release		1,000.00	0.00			
GJ	LD	001927	08-06	92006		3/7/2006	D.ALLOCATION FACTOR		299.41	0.00			
GJ	LD	001960	09-06	92006		4/11/2006	D.ALLOCATION FACTOR		106.03	0.00			
GJ	LD	001989	10-06	92006		5/10/2006	D.ALLOCATION FACTOR		1,018.65	0.00			
GJ	LD	002013	11-06	92006		6/5/2006	D.ALLOCATION FACTOR		219.01	0.00			
GJ	LD	002054	12-06	92006		7/14/2006	D.ALLOCATION FACTOR		245.64	0.00			
AP	VO	048174	12-06	055550		6/27/2006	Summary Release		3,607.47	0.00			
									Sub: 20	Water			
GJ	LD	001717	01-06	92006		8/17/2005	D.ALLOCATION FACTOR		1,010.00	0.00			
GJ	LD	001740	02-06	92006		9/12/2005	D.ALLOCATION FACTOR		68.26	0.00			
AP	VO	042532	02-06	049136		8/26/2005	Summary Release		20.00	0.00			
GJ	LD	001775	03-06	92006		10/19/2005	D.ALLOCATION FACTOR		1,062.23	0.00			
GJ	LD	001805	04-06	92006		11/10/2005	D.ALLOCATION FACTOR		302.09	0.00			
GJ	LD	001837	05-06	92006		12/13/2005	D.ALLOCATION FACTOR		81.11	0.00			
AP	VO	044140	05-06	051006		11/18/2005	Summary Release		1,075.00	0.00			
GJ	LD	001865	06-06	92006		1/10/2006	D.ALLOCATION FACTOR		1,253.13	0.00			
AP	VO	044717	07-06	051690		12/28/2005	Summary Release		143.00	0.00			
GJ	LD	001894	07-06	92006		2/6/2006	D.ALLOCATION FACTOR		841.07	0.00			
AP	VO	045299	07-06	052322		1/26/2006	Summary Release		408.00	0.00			
GJ	LD	001927	08-06	92006		3/7/2006	D.ALLOCATION FACTOR		319.10	0.00			
GJ	LD	001960	09-06	92006		4/11/2006	D.ALLOCATION FACTOR		113.00	0.00			
AP	VO	046293	09-06	053432		3/23/2006	Summary Release		50.00	0.00			
GJ	LD	001989	10-06	92006		5/10/2006	D.ALLOCATION FACTOR		1,085.64	0.00			
GJ	LD	002013	11-06	92006		6/5/2006	D.ALLOCATION FACTOR		233.41	0.00			
GJ	LD	002054	12-06	92006		7/14/2006	D.ALLOCATION FACTOR		261.79	0.00			
									Acct: 920060 Total	0.00	363,901.17	184,306.53	179,594.64

Date: Tuesday, December 05, 2006
 Time: 01:55PM
 User: staylor

Frankfort Plant Board
Detail General Ledger - Standard

Periods: 01-06 Through 12-06 As of: 12/31/2006 Ledger ID: 00001

Page: 240 of 318
 Report: 01620.rpt
 Company: 00001

Acct:	Jrnl	Tran	Bat	Per	Reference	Tran	Tran	Beginning	Debit	Credit	Ending
	Type	Type	Nbr	Ent	Nbr	Date	Description	Balance	Amount	Amount	Balance
920060						Sub: 30					
	GJ	LD	001717	01-06	92006	8/17/2005	D:ALLOCATION FACTOR		1,429.32	0.00	
	GJ	LD	001740	02-06	92006	9/12/2005	D:ALLOCATION FACTOR		96.61	0.00	
	AP	VO	042532	02-06	049136	8/26/2005	Summary Release		68.00	0.00	
	GJ	LD	001775	03-06	92006	10/19/2005	D:ALLOCATION FACTOR		1,503.23	0.00	
	AP	VO	042715	03-06	049348	9/8/2005	Summary Release		320.00	0.00	
	GJ	LD	001805	04-06	92006	11/10/2005	D:ALLOCATION FACTOR		427.51	0.00	
	AP	VO	043607	04-06	050384	10/21/2005	Summary Release		415.00	0.00	
	GJ	LD	001837	05-06	92006	12/13/2005	D:ALLOCATION FACTOR		114.78	0.00	
	AP	VO	044215	05-06	051099	11/28/2005	Summary Release		258.50	0.00	
	GJ	LD	001865	06-06	92006	1/10/2006	D:ALLOCATION FACTOR		1,773.37	0.00	
	AP	VO	044717	06-06	051690	12/28/2005	Summary Release		20.00	0.00	
	GJ	LD	001894	07-06	92006	2/6/2006	D:ALLOCATION FACTOR		1,190.24	0.00	
	AP	VO	045299	07-06	052322	1/26/2006	Summary Release		457.00	0.00	
	GJ	LD	001927	08-06	92006	3/7/2006	D:ALLOCATION FACTOR		451.57	0.00	
	AP	VO	045607	08-06	052640	2/10/2006	Summary Release		507.00	0.00	
	GJ	LD	001960	09-06	92006	4/11/2006	D:ALLOCATION FACTOR		159.92	0.00	
	AP	VO	046293	09-06	053432	3/23/2006	Summary Release		38.00	0.00	
	GJ	GL	001977	10-06	RS10	4/27/2006	APRIL REVENUE SUMMARY		0.00	636.00	
	GJ	LD	001989	10-06	92006	5/10/2006	D:ALLOCATION FACTOR		1,536.34	0.00	
	GJ	LD	002013	11-06	92006	6/5/2006	D:ALLOCATION FACTOR		330.30	0.00	
	AP	VO	047525	11-06	054835	5/26/2006	Summary Release		225.00	0.00	
	GJ	LD	002054	12-06	92006	7/14/2006	D:ALLOCATION FACTOR		370.47	0.00	
920060						Sub: 40					
	GJ	LS	001717	01-06	92006	8/17/2005	S:ALLOCATION FACTOR	General	0.00		3,387.00
	AP	VO	041978	01-06	048432	7/26/2005	Summary Release		3,387.00	0.00	
	GJ	LS	001740	02-06	92006	9/12/2005	S:ALLOCATION FACTOR		0.00		228.92
	AP	VO	042532	02-06	049136	8/26/2005	Summary Release		228.92	0.00	
	GJ	LS	001775	03-06	92006	10/19/2005	S:ALLOCATION FACTOR		0.00		3,562.15
	AP	VO	043181	03-06	049880	9/30/2005	Summary Release		3,562.15	0.00	
	GJ	LS	001805	04-06	92006	11/10/2005	S:ALLOCATION FACTOR		0.00		1,013.05
	AP	VO	043700	04-06	050501	10/26/2005	Summary Release		0.00		0.00
	GJ	LS	001837	05-06	92006	12/13/2005	S:ALLOCATION FACTOR		0.00		272.00
	AP	VO	044215	05-06	051099	11/28/2005	Summary Release		272.00	0.00	
	GJ	LS	001865	06-06	92006	1/10/2006	S:ALLOCATION FACTOR		0.00		4,202.31
	AP	VO	044717	06-06	051690	12/28/2005	Summary Release		4,202.31	0.00	
	GJ	GL	001871	07-06	JE07-3	1/30/2006	KP ERROR ACCT#		96.00	0.00	
	GJ	LS	001894	07-06	92006	2/6/2006	S:ALLOCATION FACTOR		0.00		2,820.48

Date: Tuesday, December 05, 2006
 Time: 01:55PM
 User: staylor

Frankfort Plant Board
Detail General Ledger - Standard
 Periods: 01-06 Through 12-06 As of: 12/3/2006 Ledger ID: 00001

Page: 241 of 318
 Report: 01620.rpt
 Company: 00001

Jrnl	Tran	Bat	Per	Reference	Tran	Tran	Beginning	Debit	Credit	Ending
Type	Type	Nbr	Ent	Nbr	Date	Description	Balance	Amount	Amount	Balance
AP	VO	045299	07-06	052322	1/26/2006	Summary Release		2,724.48	0.00	
GJ	GL	001905	08-06	RS08	3/1/2006	FEBRUARY CASH RECEIPTS		0.00	175.50	
GJ	LS	001927	08-06	92006	3/7/2006	S.ALLOCATION FACTOR		0.00	1,070.08	
AP	VO	045815	08-06	052864	2/24/2006	Summary Release		1,245.58	0.00	
GJ	LS	001960	09-06	92006	4/11/2006	S.ALLOCATION FACTOR		0.00	378.95	
AP	VO	046293	09-06	053432	3/23/2006	Summary Release		378.95	0.00	
GJ	LS	001989	10-06	92006	5/10/2006	S.ALLOCATION FACTOR		0.00	3,640.63	
AP	VO	046898	10-06	054154	4/27/2006	Summary Release		154.77	0.00	
GJ	GL	002000	11-06	JE11-3	6/1/2006	KP ERROR ACCT#		0.00	782.72	
GJ	LS	002013	11-06	92006	6/5/2006	S.ALLOCATION FACTOR		0.00	627.95	
AP	VO	047525	11-06	054835	5/26/2006	Summary Release		550.00	0.00	
GJ	GL	002017	12-06	JE12-1	6/19/2006	RECLASS SHEL CO COMM DUESJULY		0.00	877.90	
GJ	LS	002054	12-06	92006	7/14/2006	S.ALLOCATION FACTOR		0.00	327.90	
AP	VO	048174	12-06	055550	6/27/2006	Summary Release				
Acct 920060 Total							0.00	77,029.21	23,047.69	53,981.52

Acct:	Jrnl	Tran	Bat	Per	Reference	Tran	Tran	Beginning	Debit	Credit	Ending
	Type	Type	Nbr	Ent	Nbr	Date	Description	Balance	Amount	Amount	Balance
Acct: 920100	LD	ADMINISTRATIVE PAYROLL	001717	01-06	9201	8/17/2005	D.ALLOCATION FACTOR		14,508.53	0.00	
	GJ	LD	001740	02-06	9201	9/12/2005	D.ALLOCATION FACTOR		25,611.59	0.00	
	GJ	LD	001775	03-06	9201	10/19/2005	D.ALLOCATION FACTOR		35,887.37	0.00	
	GJ	LD	001805	04-06	9201	11/10/2005	D.ALLOCATION FACTOR		24,141.16	0.00	
	GJ	LD	001837	05-06	9201	12/13/2005	D.ALLOCATION FACTOR		23,897.65	0.00	
	GJ	LD	001865	06-06	9201	1/10/2006	D.ALLOCATION FACTOR		24,079.95	0.00	
	GJ	LD	001894	07-06	9201	2/6/2006	D.ALLOCATION FACTOR		23,408.65	0.00	
	GJ	LD	001927	08-06	9201	3/7/2006	D.ALLOCATION FACTOR		23,485.70	0.00	
	GJ	LD	001960	09-06	9201	4/11/2006	D.ALLOCATION FACTOR		34,476.40	0.00	
	GJ	LD	001989	10-06	9201	5/10/2006	D.ALLOCATION FACTOR		20,951.68	0.00	
Acct: 920100	LD	ADMINISTRATIVE PAYROLL	002013	11-06	9201	6/5/2006	D.ALLOCATION FACTOR		22,201.26	0.00	
	GJ	LD	002054	12-06	9201	7/14/2006	D.ALLOCATION FACTOR		32,694.69	0.00	
	Sub: 20										
	LD	ADMINISTRATIVE PAYROLL	001717	01-06	9201	8/17/2005	D.ALLOCATION FACTOR		10,675.64	0.00	
	GJ	LD	001740	02-06	9201	9/12/2005	D.ALLOCATION FACTOR		18,845.48	0.00	
	GJ	LD	001775	03-06	9201	10/19/2005	D.ALLOCATION FACTOR		26,406.59	0.00	
	GJ	LD	001805	04-06	9201	11/10/2005	D.ALLOCATION FACTOR		17,763.51	0.00	
	GJ	LD	001837	05-06	9201	12/13/2005	D.ALLOCATION FACTOR		17,584.33	0.00	
	GJ	LD	001865	06-06	9201	1/10/2006	D.ALLOCATION FACTOR		17,718.47	0.00	
	GJ	LD	001894	07-06	9201	2/6/2006	D.ALLOCATION FACTOR		17,224.52	0.00	
GJ	LD	001927	08-06	9201	3/7/2006	D.ALLOCATION FACTOR		17,281.21	0.00		
Sub: 20											
Water											

Date: Tuesday, December 05, 2006
 Time: 01:55PM
 User: staylor

Frankfort Plant Board

Page: 242 of 318
 Report: 01620.rpt
 Company: 00001

Periods: 01-06 Through 12-06 As of: 12/3/2006 Ledger ID: 00001

Jrnl	Tran	Bat	Per	Reference	Tran	Description	Beginning Balance	Debit Amount	Credit Amount	Ending Balance
Type	Type	Nbr	Ent	Nbr	Date					
Acct: 920100 ADMINISTRATIVE PAYROLL										
GJ	LD	001960	09-06	9201	4/11/2006	D.ALLOCATION FACTOR		25,368.38	0.00	
GJ	LD	001989	10-06	9201	5/10/2006	D.ALLOCATION FACTOR		15,416.63	0.00	
GJ	LD	002013	11-06	9201	6/5/2006	D.ALLOCATION FACTOR		16,336.10	0.00	
GJ	LD	002054	12-06	9201	7/14/2006	D.ALLOCATION FACTOR		24,057.36	0.00	
Sub: 30										
Acct: 920100 ADMINISTRATIVE PAYROLL										
GJ	LD	001717	01-06	9201	8/17/2005	D.ALLOCATION FACTOR		14,006.89	0.00	
GJ	LD	001740	02-06	9201	9/12/2005	D.ALLOCATION FACTOR		24,726.05	0.00	
GJ	LD	001775	03-06	9201	10/19/2005	D.ALLOCATION FACTOR		34,646.54	0.00	
GJ	LD	001805	04-06	9201	11/10/2005	D.ALLOCATION FACTOR		23,306.47	0.00	
GJ	LD	001837	05-06	9201	12/13/2005	D.ALLOCATION FACTOR		23,071.37	0.00	
GJ	LD	001865	06-06	9201	1/10/2006	D.ALLOCATION FACTOR		23,247.37	0.00	
GJ	LD	001894	07-06	9201	2/6/2006	D.ALLOCATION FACTOR		22,599.27	0.00	
GJ	LD	001927	08-06	9201	3/7/2006	D.ALLOCATION FACTOR		22,673.65	0.00	
GJ	LD	001960	09-06	9201	4/11/2006	D.ALLOCATION FACTOR		33,284.35	0.00	
GJ	LD	001989	10-06	9201	5/10/2006	D.ALLOCATION FACTOR		20,227.26	0.00	
GJ	LD	002013	11-06	9201	6/5/2006	D.ALLOCATION FACTOR		21,433.63	0.00	
GJ	LD	002054	12-06	9201	7/14/2006	D.ALLOCATION FACTOR		31,564.24	0.00	
Sub: 40										
Acct: 920100 ADMINISTRATIVE PAYROLL										
GJ	GL	001689	01-06	RPAVACC01	7/29/2005	REVERSE EOY PAYROLL ACCRUAL		72,580.01	33,388.95	
GJ	LS	001717	01-06	9201	8/17/2005	S.ALLOCATION FACTOR		0.00	39,191.06	
GJ	GL	001721	02-06		8/18/2005			69,183.12	0.00	
GJ	LS	001740	02-06	9201	9/12/2005	S.ALLOCATION FACTOR		0.00	69,183.12	
GJ	GL	001745	03-06	JE03-4	9/28/2005	REV PAYROLL POSTED TWICE 9-1-5		129,893.85	32,953.35	
GJ	LS	001775	03-06	9201	10/19/2005	S.ALLOCATION FACTOR		0.00	96,940.50	
GJ	GL	001780	04-06		10/27/2005			65,211.14	0.00	
GJ	LS	001805	04-06	9201	11/10/2005	S.ALLOCATION FACTOR		0.00	65,211.14	
GJ	GL	001812	05-06		11/23/2005			64,553.35	0.00	
GJ	LS	001837	05-06	9201	12/13/2005	S.ALLOCATION FACTOR		0.00	64,553.35	
GJ	GL	001855	06-06		12/22/2005			65,045.79	0.00	
GJ	LS	001865	06-06	9201	1/10/2006	S.ALLOCATION FACTOR		0.00	65,045.79	
GJ	GL	001870	07-06		1/19/2006			63,232.44	0.00	
GJ	LS	001894	07-06	9201	2/6/2006	S.ALLOCATION FACTOR		0.00	63,232.44	
GJ	GL	001898	08-06		2/16/2006			63,440.56	0.00	
GJ	LS	001927	08-06	9201	3/7/2006	S.ALLOCATION FACTOR		0.00	63,440.56	
GJ	GL	001946	09-06		3/30/2006			93,129.13	0.00	
GJ	LS	001960	09-06	9201	4/11/2006	S.ALLOCATION FACTOR		0.00	93,129.13	
GJ	GL	001973	10-06	JE10-1	5/2/2006	CORR VAC TIME 16HRS#2081RECINC		57,078.93	483.36	
GJ	LS	001989	10-06	9201	5/10/2006	S.ALLOCATION FACTOR		0.00	56,595.57	

Date: Tuesday, December 05, 2006
 Time: 01:55PM
 User: staylor

Frankfort Plant Board
 Detail General Ledger - Standard
 Periods: 01-06 Through 12-06 As of: 12/31/2006 Ledger ID: 00001

Page: 246 of 318
 Report: 01620.rpt
 Company: 00001

Acct:	Jrnl	Tran	Bat	Per	Reference	Tran	Description	Beginning Balance	Debit Amount	Credit Amount	Ending Balance
	Type	Type	Nbr	Ent	Nbr	Date					
	GJ	LD	001740	02-06	9204	9/12/2005	D:ALLOCATION FACTOR		817.66	0.00	
	GJ	LD	001775	03-06	9204	10/19/2005	D:ALLOCATION FACTOR		500.39	0.00	
	GJ	LD	001805	04-06	9204	11/10/2005	D:ALLOCATION FACTOR		137.66	0.00	
	GJ	LD	001837	05-06	9204	12/13/2005	D:ALLOCATION FACTOR		1,288.15	0.00	
	GJ	LD	001865	06-06	9204	1/10/2006	D:ALLOCATION FACTOR		1,290.31	0.00	
	GJ	LD	001894	07-06	9204	2/6/2006	D:ALLOCATION FACTOR		2,325.57	0.00	
	GJ	LD	001927	08-06	9204	3/7/2006	D:ALLOCATION FACTOR		181.65	0.00	
	GJ	LD	001960	09-06	9204	4/11/2006	D:ALLOCATION FACTOR		464.44	0.00	
	GJ	LD	001989	10-06	9204	5/10/2006	D:ALLOCATION FACTOR		762.78	0.00	
	GJ	LD	002013	11-06	9204	6/5/2006	D:ALLOCATION FACTOR		1,372.82	0.00	
	GJ	LD	002054	12-06	9204	7/14/2006	D:ALLOCATION FACTOR		870.03	0.00	
Acct: 920400						Sub: 30					
	GJ	LD	001717	01-06	9204	8/17/2005	D:ALLOCATION FACTOR		603.84	0.00	
	PC	R	052920	01-06		7/5/2005	NON STOCK DIRECTLY CHARGED TO		119.97	0.00	
	AP	VO	041627	01-06	048015	7/5/2005	Summary Release		16.92	0.00	
	GJ	LD	001740	02-06	9204	9/12/2005	D:ALLOCATION FACTOR		1,157.11	0.00	
	GJ	LD	001775	03-06	9204	10/19/2005	D:ALLOCATION FACTOR		708.14	0.00	
	GJ	LD	001805	04-06	9204	11/10/2005	D:ALLOCATION FACTOR		194.80	0.00	
	PO	R	055996	04-06		10/27/2005	NON STOCK DIRECTLY CHARGED TO		250.00	0.00	
	GJ	LD	001837	05-06	9204	12/13/2005	D:ALLOCATION FACTOR		1,822.93	0.00	
	GJ	LD	001865	06-06	9204	1/10/2006	D:ALLOCATION FACTOR		1,826.00	0.00	
	PO	R	057145	06-06		12/15/2005	NON STOCK DIRECTLY CHARGED TO		1,800.00	0.00	
	GJ	GL	001879	07-06	JE07-1	2/1/2006	RECLASS ORR SAF TRAIN/SAF EXP		0.00	1,800.00	
	GJ	LD	001894	07-06	9204	2/6/2006	D:ALLOCATION FACTOR		3,291.04	0.00	
	GJ	LD	001927	08-06	9204	3/7/2006	D:ALLOCATION FACTOR		257.05	0.00	
	GJ	LD	001960	09-06	9204	4/11/2006	D:ALLOCATION FACTOR		657.25	0.00	
	GJ	LD	001989	10-06	9204	5/10/2006	D:ALLOCATION FACTOR		1,079.46	0.00	
	GJ	LD	002013	11-06	9204	6/5/2006	D:ALLOCATION FACTOR		1,942.76	0.00	
	GJ	LD	002054	12-06	9204	7/14/2006	D:ALLOCATION FACTOR		1,231.23	0.00	
Acct: 920400						Sub: 40					
	GJ	LS	001717	01-06	9204	8/17/2005	S:ALLOCATION FACTOR	General	0.00	1,430.90	
	PO	R	053096	01-06		7/14/2005	NON STOCK DIRECTLY CHARGED TO		1,035.00	0.00	
	AP	VO	041978	01-06	048432	7/26/2005	Summary Release		395.90	0.00	
	GJ	LS	001740	02-06	9204	9/12/2005	S:ALLOCATION FACTOR		0.00	2,741.98	
	PO	R	054149	02-06		8/25/2005	NON STOCK DIRECTLY CHARGED TO		919.80	0.00	
	AP	VO	042477	02-06	049057	8/24/2005	Summary Release		1,822.18	0.00	
	IN	CT	055192	03-06	933	9/29/2005	Summary Release		104.95	0.00	
	GJ	LS	001775	03-06	9204	10/19/2005	S:ALLOCATION FACTOR		0.00	1,678.05	

Date: Tuesday, December 05, 2006
 Time: 01:55PM
 User: staylor

Frankfort Plant Board
Detail General Ledger - Standard

Periods: 01-06 Through 12-06 As of: 12/3/2006 Ledger ID: 00001

Page: 247 of 318
 Report: 01620.rpt
 Company: 00001

Acct:	Jrnl	Tran	Bat	Per	Reference	Tran	Tran	Beginning	Debit	Credit	Ending			
	Type	Type	Nbr	Ent	Nbr	Date	Description	Balance	Amount	Amount	Balance			
PO	R		055161	03-06		9/29/2005	NON STOCK DIRECTLY CHARGED TO		1,073.10	0.00				
AP	VO		043003	03-06	049667	9/23/2005	Summary Release		500.00	0.00				
GJ	LS		001805	04-06	9204	11/10/2005	S:ALLOCATION FACTOR		0.00	461.62				
PO	R		055903	04-06		10/24/2005	NON STOCK DIRECTLY CHARGED TO		287.71	0.00				
AP	VO		043530	04-06	050308	10/18/2005	Summary Release		173.91	0.00				
GJ	LS		001837	05-06	9204	12/13/2005	S:ALLOCATION FACTOR		0.00	4,319.75				
PO	R		056195	05-06		11/3/2005	NON STOCK DIRECTLY CHARGED TO		551.75	0.00				
AP	VO		044140	05-06	051006	11/18/2005	Summary Release		3,768.00	0.00				
GJ	LS		001865	06-06	9204	11/10/2006	S:ALLOCATION FACTOR		0.00	4,327.00				
PO	R		057093	06-06		12/15/2005	NON STOCK DIRECTLY CHARGED TO		62.00	0.00				
AP	VO		044717	06-06	051690	12/28/2005	Summary Release		4,265.00	0.00				
GJ	LS		001894	07-06	9204	2/6/2006	S:ALLOCATION FACTOR		0.00	7,798.68				
PO	R		057884	07-06		1/20/2006	NON STOCK DIRECTLY CHARGED TO		104.68	0.00				
AP	VO		045299	07-06	052322	1/26/2006	Summary Release		7,694.00	0.00				
GJ	LS		001927	08-06	9204	3/7/2006	S:ALLOCATION FACTOR		0.00	609.14				
PO	R		058604	08-06		2/16/2006	NON STOCK DIRECTLY CHARGED TO		499.14	0.00				
AP	VO		045524	08-06	052558	2/7/2006	Summary Release		110.00	0.00				
GJ	LS		001960	09-06	9204	4/11/2006	S:ALLOCATION FACTOR		0.00	1,557.47				
PO	R		059388	09-06		3/21/2006	NON STOCK DIRECTLY CHARGED TO		694.97	0.00				
AP	VO		046244	09-06	053382	3/21/2006	Summary Release		1,482.50	0.00				
PO	X		059387	09-06		5/10/2006	S:ALLOCATION FACTOR		0.00	620.00				
GJ	LS		001989	10-06	9204	4/24/2006	NON STOCK DIRECTLY CHARGED TO		2,522.96	0.00				
PO	R		060211	10-06		4/18/2006	Summary Release		35.00	0.00				
AP	VO		046746	10-06	053958	5/5/2006	Summary Release		0.00	3.30				
AP	AD		047073	11-06	054324	6/5/2006	S:ALLOCATION FACTOR		0.00	4,603.70				
GJ	LS		002013	11-06	9204	5/8/2006	NON STOCK DIRECTLY CHARGED TO		4,242.00	0.00				
PO	R		060466	11-06		5/18/2006	Summary Release		365.00	0.00				
AP	VO		047355	12-06	054652	7/14/2006	S:ALLOCATION FACTOR		0.00	2,917.61				
GJ	LS		002054	12-06	9204	6/12/2006	NON STOCK DIRECTLY CHARGED TO		534.26	0.00				
PO	R		061502	12-06		6/12/2006	Summary Release		2,383.35	0.00				
AP	VO		047859	12-06	055191									
								Acct	920400	Total	0.00	74,232.67	38,134.54	36,098.13
Acct:		920700		TRAVEL AND TRAINING EXPENSE				Sub:	10	Electric				
GJ	LD	001717		01-06	9207	8/17/2005	D:ALLOCATION FACTOR		3,285.19	0.00				
GJ	LD	001740		02-06	9207	9/12/2005	D:ALLOCATION FACTOR		5,303.95	0.00				
GJ	LD	001775		03-06	9207	10/19/2005	D:ALLOCATION FACTOR		4,799.71	0.00				
AP	VO	043181		03-06	049880	9/30/2005	Summary Release		565.00	0.00				

Date: Tuesday December 05, 2006
 Time: 01:55PM
 User: staylor

Jrnl	Tran	Bat	Per	Reference	Tran	Tran	Description	Beginning	Debit	Credit	Ending
Type	Type	Nbr	Ent	Nbr	Date			Balance	Amount	Amount	Balance
AP	VO	044140	05-06	051006	11/18/2005		Summary Release		362.20	0.00	
GJ	LS	001865	06-06	9207	1/10/2006		S:ALLOCATION FACTOR		0.00	2,312.09	
AP	VO	044717	06-06	051690	12/28/2005		Summary Release		2,312.09	0.00	
GJ	GL	001879	07-06	JE07-1	2/1/2006		RECLASS ORR SAF TRAIN/SAF EXP		1,800.00	0.00	
GJ	LS	001894	07-06	9207	2/6/2006		S:ALLOCATION FACTOR		0.00	3,566.97	
PO	R	058010	07-06		1/24/2006		NON STOCK DIRECTLY CHARGED TO		36.39	0.00	
AP	VO	045299	07-06	052322	1/26/2006		Summary Release		1,730.58	0.00	
GJ	LS	001927	08-06	9207	3/7/2006		S:ALLOCATION FACTOR		0.00	3,846.52	
PO	R	058487	08-06		2/13/2006		NON STOCK DIRECTLY CHARGED TO		188.55	0.00	
AP	VO	045815	08-06	052864	2/24/2006		Summary Release		3,657.97	0.00	
GJ	GL	001938	09-06	JE09-1	3/30/2006		RECLASS VOID IMPREST CK		9.57	0.00	
GJ	LS	001960	09-06	9207	4/11/2006		S:ALLOCATION FACTOR		0.00	15,396.83	
PO	R	058787	09-06		2/28/2006		NON STOCK DIRECTLY CHARGED TO		21.98	0.00	
AP	VO	046381	09-06	053579	3/29/2006		Summary Release		15,365.28	0.00	
GJ	LS	001989	10-06	9207	5/10/2006		S:ALLOCATION FACTOR		0.00	9,638.35	
AP	VO	046898	10-06	054154	4/27/2006		Summary Release		9,638.35	0.00	
GJ	LS	002013	11-06	9207	6/5/2006		S:ALLOCATION FACTOR		0.00	3,906.49	
AP	VO	047525	11-06	054835	5/26/2006		Summary Release		3,906.49	0.00	
GJ	LS	002054	12-06	9207	7/14/2006		S:ALLOCATION FACTOR		0.00	1,621.10	
AP	VO	048174	12-06	055550	6/27/2006		Summary Release		1,621.10	0.00	
Acct 920700 Total								0.00	246,016.69	95,968.37	150,048.32

Acct:	920810	BOARD EXPENSES	Sub:	10	Electric	0.00	0.00	0.00	0.00
		01-06				0.00		0.00	*
		02-06				0.00		0.00	*
		03-06				0.00		0.00	*
		04-06				0.00		0.00	*
		05-06				0.00		0.00	*
		06-06				0.00		0.00	*
		07-06				0.00		0.00	*
		08-06				0.00		0.00	*
	GJ	LD 001960	4/11/2006		D:ALLOCATION FACTOR	49.86		0.00	*
		10-06				0.00		0.00	
	GJ	LD 002013	6/5/2006		D:ALLOCATION FACTOR	27.77		0.00	*
		12-06				0.00		0.00	*
Acct:	920810	BOARD EXPENSES	Sub:	20	Water	0.00		0.00	*
		01-06				0.00		0.00	*
		02-06				0.00		0.00	*

Date: Tuesday, December 05, 2006
 Time: 01:59PM
 User: staylor

Frankfort Plant Board
Detail General Ledger - Standard
 Periods: 01-06 Through 12-06 As of: 12/31/2006 Ledger ID: 00001

Page: 251 of 318
 Report: 01620.rpt
 Company: 00001

Jrnl	Tran	Bat	Per	Reference	Tran	Description	Beginning	Debit	Credit	Ending
Type	Type	Nbr	Ent	Nbr	Date		Balance	Amount	Amount	Balance
			03-06					0.00	0.00	*
			04-06					0.00	0.00	*
			05-06					0.00	0.00	*
			06-06					0.00	0.00	*
			07-06					0.00	0.00	*
			08-06					0.00	0.00	*
GJ	LD	001960	09-06	92081	4/11/2006	D:ALLOCATION FACTOR		36.69	0.00	*
			10-06					0.00	0.00	*
GJ	LD	002013	11-06	92081	6/5/2006	D:ALLOCATION FACTOR		20.43	0.00	*
			12-06					0.00	0.00	*
Acct: 920810					Sub: 30					
			01-06					0.00	0.00	*
			02-06					0.00	0.00	*
			03-06					0.00	0.00	*
			04-06					0.00	0.00	*
			05-06					0.00	0.00	*
			06-06					0.00	0.00	*
			07-06					0.00	0.00	*
			08-06					0.00	0.00	*
GJ	LD	001960	09-06	92081	4/11/2006	D:ALLOCATION FACTOR		48.13	0.00	*
			10-06					0.00	0.00	*
GJ	LD	002013	11-06	92081	6/5/2006	D:ALLOCATION FACTOR		26.80	0.00	*
			12-06					0.00	0.00	*
Acct: 920810					Sub: 40					
			01-06				General	0.00	0.00	*
			02-06					0.00	0.00	*
			03-06					0.00	0.00	*
			04-06					0.00	0.00	*
			05-06					0.00	0.00	*
			06-06					0.00	0.00	*
			07-06					0.00	0.00	*
			08-06					0.00	0.00	*
GJ	LS	001960	09-06	92081	4/11/2006	S:ALLOCATION FACTOR		0.00	134.68	*
PO	R	058789	09-06		2/28/2006	NON STOCK DIRECTLY CHARGED TO		134.68	0.00	*
			10-06					0.00	0.00	*
GJ	LS	002013	11-06	92081	6/5/2006	S:ALLOCATION FACTOR		0.00	75.00	*
AP	VO	047355	11-06	054652	5/18/2006	Summary Release		75.00	0.00	*
			12-06					0.00	0.00	*

Date: Tuesday, December 05, 2006
 Time: 01:55PM
 User: staylor

Frankfort Plant Board
 Detail General Ledger - Standard
 Periods: 01-06 Through 12-06 As of: 12/31/2006 Ledger ID: 00001

Page: 253 of 318
 Report: 01620.rpt
 Company: 00001

Jrnl	Tran	Bat	Per	Reference	Tran	Description	Beginning Balance	Debit Amount	Credit Amount	Ending Balance
Type	Type	Nbr	Ent	Nbr	Date					
GJ	LD	001989	10-06	92082	5/10/2006	D:ALLOCATION FACTOR		154.05	0.00	
GJ	LD	002013	11-06	92082	6/5/2006	D:ALLOCATION FACTOR		154.05	0.00	
GJ	LD	002054	12-06	92082	7/14/2006	D:ALLOCATION FACTOR		231.08	0.00	
Acct: 920820 BOARD PAYROLL										
Sub: 40							General			
GJ	GL	001689	01-06	RPAVACC01	7/29/2005	REVERSE EOY PAYROLL ACCRUAL		431.04	193.97	
GJ	LS	001717	01-06	92082	8/17/2005	S:ALLOCATION FACTOR		0.00	237.07	
GJ	GL	001721	02-06		8/18/2005			431.04	0.00	
GJ	LS	001740	02-06	92082	9/12/2005	S:ALLOCATION FACTOR		0.00	431.04	
GJ	GL	001745	03-06	JE03-4	9/28/2005	REV PAYROLL POSTED TWICE 9-1-5		862.08	215.52	
GJ	LS	001775	03-06	92082	10/19/2005	S:ALLOCATION FACTOR		0.00	646.56	
GJ	GL	001780	04-06		10/27/2005			431.04	0.00	
GJ	LS	001805	04-06	92082	11/10/2005	S:ALLOCATION FACTOR		0.00	431.04	
GJ	GL	001812	05-06		11/23/2005			431.04	0.00	
GJ	LS	001837	05-06	92082	12/13/2005	S:ALLOCATION FACTOR		0.00	431.04	
GJ	GL	001855	06-06		12/22/2005			431.04	0.00	
GJ	LS	001865	06-06	92082	1/10/2006	S:ALLOCATION FACTOR		0.00	431.04	
GJ	GL	001870	07-06		1/19/2006			431.04	0.00	
GJ	LS	001894	07-06	92082	2/6/2006	S:ALLOCATION FACTOR		0.00	431.04	
GJ	GL	001898	08-06		2/16/2006			431.04	0.00	
GJ	LS	001927	08-06	92082	3/7/2006	S:ALLOCATION FACTOR		0.00	431.04	
GJ	GL	001946	09-06		3/30/2006			646.56	0.00	
GJ	LS	001960	09-06	92082	4/11/2006	S:ALLOCATION FACTOR		0.00	646.56	
GJ	GL	001965	10-06		4/27/2006			431.04	0.00	
GJ	LS	001989	10-06	92082	5/10/2006	S:ALLOCATION FACTOR		0.00	431.04	
GJ	GL	001994	11-06		5/25/2006			431.04	0.00	
GJ	LS	002013	11-06	92082	6/5/2006	S:ALLOCATION FACTOR		0.00	431.04	
GJ	GL	002048	12-06	PAYACC12	7/6/2006	YEAR END PAYROLL ACCRUAL		646.56	0.00	
GJ	LS	002054	12-06	92082	7/14/2006	S:ALLOCATION FACTOR		0.00	646.56	
Acct: 920820 Total							0.00	11,659.63	6,034.56	5,625.07

Acct:	920910	SOCIAL SECURITY EXPENSE	Sub: 10	D:ALLOCATION FACTOR	Electric					
GJ	LD	001717	01-06	9209	8/17/2005	D:ALLOCATION FACTOR		16,747.00	0.00	
GJ	LD	001740	02-06	9209	9/12/2005	D:ALLOCATION FACTOR		17,313.05	0.00	
GJ	LD	001775	03-06	9209	10/19/2005	D:ALLOCATION FACTOR		24,410.15	0.00	
GJ	LD	001805	04-06	9209	11/10/2005	D:ALLOCATION FACTOR		16,091.63	0.00	
GJ	LD	001837	05-06	9209	12/13/2005	D:ALLOCATION FACTOR		16,096.63	0.00	
GJ	LD	001865	06-06	9209	1/10/2006	D:ALLOCATION FACTOR		16,091.01	0.00	
GJ	LD	001894	07-06	9209	2/6/2006	D:ALLOCATION FACTOR		16,556.06	0.00	

Date: Tuesday, December 05, 2006
 Time: 01:55PM
 User: staylor

Periods: 01-06 Through 12-06 As of: 12/31/2006 Ledger ID: 00001

Jrnl	Tran	Bat	Per	Reference	Tran	Description	Beginning Balance	Debit Amount	Credit Amount	Ending Balance
Type	Type	Nbr	Ent	Nbr	Date					
Water										
Acct: 920910	SOCIAL SECURITY EXPENSE									
GJ	LD	001717	01-06	9209	8/17/2005	D:ALLOCATION FACTOR		15,291.89	0.00	
GJ	LD	001740	02-06	9209	9/12/2005	D:ALLOCATION FACTOR		15,808.76	0.00	
GJ	LD	001775	03-06	9209	10/19/2005	D:ALLOCATION FACTOR		22,289.21	0.00	
GJ	LD	001805	04-06	9209	11/10/2005	D:ALLOCATION FACTOR		14,693.46	0.00	
GJ	LD	001837	05-06	9209	12/13/2005	D:ALLOCATION FACTOR		14,698.03	0.00	
GJ	LD	001865	06-06	9209	1/10/2006	D:ALLOCATION FACTOR		14,692.90	0.00	
GJ	LD	001894	07-06	9209	2/6/2006	D:ALLOCATION FACTOR		15,117.54	0.00	
GJ	LD	001927	08-06	9209	3/7/2006	D:ALLOCATION FACTOR		14,768.48	0.00	
GJ	LD	001960	09-06	9209	4/11/2006	D:ALLOCATION FACTOR		22,023.41	0.00	
GJ	LD	001989	10-06	9209	5/10/2006	D:ALLOCATION FACTOR		14,705.56	0.00	
GJ	LD	002013	11-06	9209	6/5/2006	D:ALLOCATION FACTOR		14,698.48	0.00	
GJ	LD	002054	12-06	9209	7/14/2006	D:ALLOCATION FACTOR		15,161.46	0.00	
Cable										
Acct: 920910	SOCIAL SECURITY EXPENSE									
GJ	LD	001717	01-06	9209	8/17/2005	D:ALLOCATION FACTOR		20,874.22	0.00	
GJ	LD	001740	02-06	9209	9/12/2005	D:ALLOCATION FACTOR		21,579.78	0.00	
GJ	LD	001775	03-06	9209	10/19/2005	D:ALLOCATION FACTOR		30,425.93	0.00	
GJ	LD	001805	04-06	9209	11/10/2005	D:ALLOCATION FACTOR		20,057.33	0.00	
GJ	LD	001837	05-06	9209	12/13/2005	D:ALLOCATION FACTOR		20,063.56	0.00	
GJ	LD	001865	06-06	9209	1/10/2006	D:ALLOCATION FACTOR		20,056.56	0.00	
GJ	LD	001894	07-06	9209	2/6/2006	D:ALLOCATION FACTOR		20,636.23	0.00	
GJ	LD	001927	08-06	9209	3/7/2006	D:ALLOCATION FACTOR		20,159.73	0.00	
GJ	LD	001960	09-06	9209	4/11/2006	D:ALLOCATION FACTOR		30,063.09	0.00	
GJ	LD	001989	10-06	9209	5/10/2006	D:ALLOCATION FACTOR		20,073.85	0.00	
GJ	LD	002013	11-06	9209	6/5/2006	D:ALLOCATION FACTOR		20,064.19	0.00	
GJ	LD	002054	12-06	9209	7/14/2006	D:ALLOCATION FACTOR		20,696.19	0.00	
General										
Acct: 920910	SOCIAL SECURITY EXPENSE									
GJ	GL	001691	01-06		7/21/2005	S:ALLOCATION FACTOR	52,913.11	0.00	0.00	
GJ	LS	001717	01-06	9209	8/17/2005	S:ALLOCATION FACTOR		0.00	52,913.11	
GJ	GL	001721	02-06		8/18/2005	S:ALLOCATION FACTOR		54,701.59	0.00	
GJ	LS	001740	02-06	9209	9/12/2005	S:ALLOCATION FACTOR		0.00	54,701.59	
GJ	GL	001745	03-06	JE03-4	9/28/2005	REV PAYROLL POSTED TWICE 9-1-5		102,709.86	25,584.57	
GJ	LS	001775	03-06	9209	10/19/2005	S:ALLOCATION FACTOR		0.00	77,125.29	

Date: Tuesday, December 05, 2006
 Time: 01:55PM
 User: staylor

Frankfort Plant Board
Detail General Ledger - Standard

Page: 255 of 318
 Report: 01620.rpt
 Company: 00001

Periods: 01-06 Through 12-06 As of: 12/31/2006 Ledger ID: 00001

Jrnl	Tran	Bat	Per	Reference	Tran	Description	Beginning Balance	Debit Amount	Credit Amount	Ending Balance
Type	Type	Nbr	Ent	Nbr	Date					
GJ	GL	001780	04-06	9209	10/27/2005	S:ALLOCATION FACTOR	50,842.42	0.00	0.00	50,842.42
GJ	LS	001805	04-06	9209	11/10/2005	S:ALLOCATION FACTOR	0.00	0.00	0.00	0.00
GJ	GL	001812	05-06	9209	11/23/2005	S:ALLOCATION FACTOR	50,858.22	0.00	0.00	50,858.22
GJ	LS	001837	05-06	9209	12/13/2005	S:ALLOCATION FACTOR	0.00	0.00	0.00	0.00
GJ	GL	001855	06-06	9209	12/22/2005	S:ALLOCATION FACTOR	50,840.47	0.00	0.00	50,840.47
GJ	LS	001865	06-06	9209	1/10/2006	S:ALLOCATION FACTOR	0.00	0.00	0.00	0.00
GJ	GL	001870	07-06	9209	1/19/2006	S:ALLOCATION FACTOR	52,309.83	0.00	0.00	52,309.83
GJ	LS	001894	07-06	9209	2/6/2006	S:ALLOCATION FACTOR	0.00	0.00	0.00	0.00
GJ	GL	001898	08-06	9209	2/16/2006	S:ALLOCATION FACTOR	51,101.99	0.00	0.00	51,101.99
GJ	LS	001927	08-06	9209	3/7/2006	S:ALLOCATION FACTOR	0.00	0.00	0.00	0.00
GJ	GL	001946	09-06	9209	3/30/2006	S:ALLOCATION FACTOR	76,205.56	0.00	0.00	76,205.56
GJ	LS	001960	09-06	9209	4/11/2006	S:ALLOCATION FACTOR	0.00	0.00	0.00	0.00
GJ	GL	001965	10-06	9209	4/27/2006	S:ALLOCATION FACTOR	50,884.29	0.00	0.00	50,884.29
GJ	LS	001989	10-06	9209	5/10/2006	S:ALLOCATION FACTOR	0.00	0.00	0.00	0.00
GJ	GL	001994	11-06	9209	5/25/2006	S:ALLOCATION FACTOR	50,859.80	0.00	0.00	50,859.80
GJ	LS	002013	11-06	9209	6/5/2006	S:ALLOCATION FACTOR	0.00	0.00	0.00	0.00
GJ	GL	002022	12-06	9209	6/22/2006	S:ALLOCATION FACTOR	52,461.81	0.00	0.00	52,461.81
GJ	LS	002054	12-06	9209	7/14/2006	S:ALLOCATION FACTOR	0.00	0.00	0.00	0.00
Acct 920910 Total							0.00	1,367,793.33	696,688.95	671,104.38

Acct:	923300	LEGAL RETAINER FEES	Sub: 10	Electric
GJ	LD	001717	8/17/2005	999.54
GJ	LD	001740	9/12/2005	999.54
GJ	LD	001775	10/19/2005	999.54
GJ	LD	001805	11/10/2005	999.54
GJ	LD	001837	12/13/2005	999.54
GJ	LD	001865	1/10/2006	999.54
GJ	LD	001894	2/6/2006	999.54
GJ	LD	001927	3/7/2006	999.54
GJ	LD	001960	4/11/2006	999.54
GJ	LD	001989	5/10/2006	999.54
GJ	LD	002013	6/5/2006	999.54
GJ	LD	002054	7/14/2006	999.54
Acct: 923300 LEGAL RETAINER FEES Sub: 20				
GJ	LD	001717	8/17/2005	735.48
GJ	LD	001740	9/12/2005	735.48
GJ	LD	001775	10/19/2005	735.48
GJ	LD	001805	11/10/2005	735.48
Water				
0.00				

Date: Tuesday, December 05, 2006
 Time: 01:55PM
 User: staylor

Frankfort Plant Board
Detail General Ledger - Standard
 Periods: 01-06 Through 12-06 As of: 12/31/2006 Ledger ID: 00001

Page: 256 of 318
 Report: 01620.rpt
 Company: 00001

Jrnl	Tran	Bat	Per	Reference	Tran	Description	Beginning Balance	Debit Amount	Credit Amount	Ending Balance
Type	Type	Nbr	Ent	Nbr	Date					
GJ	LD	001837	05-06	9233	12/13/2005	D:ALLOCATION FACTOR		735.48	0.00	735.48
GJ	LD	001865	06-06	9233	1/10/2006	D:ALLOCATION FACTOR		735.48	0.00	735.48
GJ	LD	001894	07-06	9233	2/6/2006	D:ALLOCATION FACTOR		735.48	0.00	735.48
GJ	LD	001927	08-06	9233	3/7/2006	D:ALLOCATION FACTOR		735.48	0.00	735.48
GJ	LD	001960	09-06	9233	4/11/2006	D:ALLOCATION FACTOR		735.48	0.00	735.48
GJ	LD	001989	10-06	9233	5/10/2006	D:ALLOCATION FACTOR		735.48	0.00	735.48
GJ	LD	002013	11-06	9233	6/5/2006	D:ALLOCATION FACTOR		735.48	0.00	735.48
GJ	LD	002054	12-06	9233	7/14/2006	D:ALLOCATION FACTOR		735.48	0.00	735.48
Acct: 923300 LEGAL RETAINER FEES Sub: 30										
GJ	LD	001717	01-06	9233	8/17/2005	D:ALLOCATION FACTOR		964.98	0.00	964.98
GJ	LD	001740	02-06	9233	9/12/2005	D:ALLOCATION FACTOR		964.98	0.00	964.98
GJ	LD	001775	03-06	9233	10/19/2005	D:ALLOCATION FACTOR		964.98	0.00	964.98
GJ	LD	001805	04-06	9233	11/10/2005	D:ALLOCATION FACTOR		964.98	0.00	964.98
GJ	LD	001837	05-06	9233	12/13/2005	D:ALLOCATION FACTOR		964.98	0.00	964.98
GJ	LD	001865	06-06	9233	1/10/2006	D:ALLOCATION FACTOR		964.98	0.00	964.98
GJ	LD	001894	07-06	9233	2/6/2006	D:ALLOCATION FACTOR		964.98	0.00	964.98
GJ	LD	001927	08-06	9233	3/7/2006	D:ALLOCATION FACTOR		964.98	0.00	964.98
GJ	LD	001960	09-06	9233	4/11/2006	D:ALLOCATION FACTOR		964.98	0.00	964.98
GJ	LD	001989	10-06	9233	5/10/2006	D:ALLOCATION FACTOR		964.98	0.00	964.98
GJ	LD	002013	11-06	9233	6/5/2006	D:ALLOCATION FACTOR		964.98	0.00	964.98
GJ	LD	002054	12-06	9233	7/14/2006	D:ALLOCATION FACTOR		964.98	0.00	964.98
Acct: 923300 LEGAL RETAINER FEES Sub: 40										
GJ	LS	001717	01-06	9233	8/17/2005	S:ALLOCATION FACTOR	General	0.00	2,700.00	2,700.00
AP	VO	041607	01-06	047983	7/5/2005	Summary Release		2,700.00	0.00	2,700.00
GJ	LS	001740	02-06	9233	9/12/2005	S:ALLOCATION FACTOR		0.00	2,700.00	2,700.00
AP	VO	042027	02-06	048505	7/29/2005	Summary Release		2,700.00	0.00	2,700.00
GJ	LS	001775	03-06	9233	10/19/2005	S:ALLOCATION FACTOR		0.00	2,700.00	2,700.00
AP	VO	042577	03-06	049179	8/29/2005	Summary Release		2,700.00	0.00	2,700.00
GJ	LS	001805	04-06	9233	11/10/2005	S:ALLOCATION FACTOR		0.00	2,700.00	2,700.00
AP	VO	043259	04-06	049978	10/5/2005	Summary Release		2,700.00	0.00	2,700.00
GJ	LS	001837	05-06	9233	12/13/2005	S:ALLOCATION FACTOR		0.00	2,700.00	2,700.00
AP	VO	043800	05-06	050620	11/1/2005	Summary Release		2,700.00	0.00	2,700.00
GJ	LS	001865	06-06	9233	1/10/2006	S:ALLOCATION FACTOR		0.00	2,700.00	2,700.00
AP	VO	044345	06-06	051245	12/5/2005	Summary Release		2,700.00	0.00	2,700.00
GJ	LS	001894	07-06	9233	2/6/2006	S:ALLOCATION FACTOR		0.00	2,700.00	2,700.00
AP	VO	044782	07-06	051767	1/3/2006	Summary Release		2,700.00	0.00	2,700.00
GJ	LS	001927	08-06	9233	3/7/2006	S:ALLOCATION FACTOR		0.00	2,700.00	2,700.00
AP	VO	045380	08-06	052401	1/30/2006	Summary Release		2,700.00	0.00	2,700.00

Date: Tuesday, December 05, 2006
 Time: 01:55PM
 User: staylor

Frankfort Plant Board
Detail General Ledger - Standard
 Periods: 01-06 Through 12-06 As of: 12/31/2006 Ledger ID: 00001

Page: 257 of 318
 Report: 01620.rpt
 Company: 00001

Jrnl	Tran	Bat	Per	Reference	Tran	Description	Beginning Balance	Debit Amount	Credit Amount	Ending Balance
Type	Type	Nbr	Ent	Nbr	Date					
GJ	LS	001960	09-06	9233	4/11/2006	S:ALLOCATION FACTOR		0.00	2,700.00	
AP	VO	045827	09-06	052875	2/27/2006	Summary Release		2,700.00	0.00	
GJ	LS	001989	10-06	9233	5/10/2006	S:ALLOCATION FACTOR		0.00	2,700.00	
AP	VO	046411	10-06	053608	3/30/2006	Summary Release		2,700.00	0.00	
GJ	LS	002013	11-06	9233	6/5/2006	S:ALLOCATION FACTOR		0.00	2,700.00	
AP	VO	046953	11-06	054208	5/2/2006	Summary Release		2,700.00	0.00	
GJ	LS	002054	12-06	9233	7/14/2006	S:ALLOCATION FACTOR		0.00	2,700.00	
AP	VO	047614	12-06	054921	5/31/2006	Summary Release		2,700.00	0.00	
Acct: 923300 Total							0.00	64,800.00	32,400.00	32,400.00

Acct:	923400	OTHER CONSULTING FEES	Sub:	10	Electric					
		01-06								
GJ	LD	001740	02-06	9234	9/12/2005	D:ALLOCATION FACTOR		2,034.75	0.00	
			03-06					0.00	0.00	
GJ	LD	001805	04-06	9234	11/10/2005	D:ALLOCATION FACTOR		685.10	0.00	
AP	VO	043620	04-06	050408	10/21/2005	Summary Release		2,160.89	0.00	
			05-06					0.00	0.00	
GJ	LD	001865	06-06	9234	1/10/2006	D:ALLOCATION FACTOR		2,740.40	0.00	
GJ	GL	001879	07-06	JE07-1	2/1/2006	RECLASS KP ERROR ACCT#		1,433.07	0.00	
GJ	LD	001927	08-06	9234	3/7/2006	D:ALLOCATION FACTOR		359.68	0.00	
			09-06					0.00	0.00	
AP	VO	046517	10-06	053724	4/6/2006	Summary Release		3,573.08	0.00	
			11-06					0.00	0.00	
GJ	LD	002054	12-06	9234	7/14/2006	D:ALLOCATION FACTOR		269.76	0.00	
Acct: 923400 OTHER CONSULTING FEES										
			01-06							
GJ	LD	001740	02-06	9234	9/12/2005	D:ALLOCATION FACTOR		404.51	0.00	
			03-06					0.00	0.00	
GJ	LD	001805	04-06	9234	11/10/2005	D:ALLOCATION FACTOR		136.20	0.00	
			05-06					0.00	0.00	
GJ	LD	001865	06-06	9234	1/10/2006	D:ALLOCATION FACTOR		544.80	0.00	
			07-06					0.00	0.00	
GJ	LD	001927	08-06	9234	3/7/2006	D:ALLOCATION FACTOR		71.51	0.00	
			09-06					0.00	0.00	
AP	VO	046488	10-06	053690	4/5/2006	Summary Release		2,198.25	0.00	
AP	VO	046997	11-06	054249	5/2/2006	Summary Release		1,566.15	0.00	
GJ	GL	002053	12-06	FYE1	7/6/2006	YEAR END AP ACCRUALS		9,591.55	0.00	
GJ	LD	002054	12-06	9234	7/14/2006	D:ALLOCATION FACTOR		53.63	0.00	

Acct:	923400	OTHER CONSULTING FEES	Sub:	20	Water					
		01-06								
GJ	LD	001740	02-06	9234	9/12/2005	D:ALLOCATION FACTOR		0.00	0.00	
			03-06					0.00	0.00	
GJ	LD	001805	04-06	9234	11/10/2005	D:ALLOCATION FACTOR		136.20	0.00	
			05-06					0.00	0.00	
GJ	LD	001865	06-06	9234	1/10/2006	D:ALLOCATION FACTOR		544.80	0.00	
			07-06					0.00	0.00	
GJ	LD	001927	08-06	9234	3/7/2006	D:ALLOCATION FACTOR		71.51	0.00	
			09-06					0.00	0.00	
AP	VO	046488	10-06	053690	4/5/2006	Summary Release		2,198.25	0.00	
AP	VO	046997	11-06	054249	5/2/2006	Summary Release		1,566.15	0.00	
GJ	GL	002053	12-06	FYE1	7/6/2006	YEAR END AP ACCRUALS		9,591.55	0.00	
GJ	LD	002054	12-06	9234	7/14/2006	D:ALLOCATION FACTOR		53.63	0.00	

Date: Tuesday, December 05, 2006
 Time: 01:55PM
 User: staylor

Frankfort Plant Board
Detail General Ledger - Standard
 Periods: 01-06 Through 12-06 As of: 12/3/2006 Ledger ID: 00001

Acct:	Jrnl	Tran	Bat	Per	Ent	Reference	Tran	Description	Beginning	Debit	Credit	Ending
	Type	Type	Nbr	Nbr	Nbr	Nbr	Date		Balance	Amount	Amount	Balance
Acct: 923500 OTHER LEGAL AND ACCOUNTING	GJ	LD	001805	04-06	9235	9235	11/10/2005	D:ALLOCATION FACTOR		416.77	0.00	
	GJ	LD	001837	05-06	9235	9235	12/13/2005	D:ALLOCATION FACTOR		10,495.84	0.00	
	AP	VO	044163	05-06	051032		11/21/2005	Summary Release		9,185.95	0.00	
	AP	AD	044732	06-06	051705		12/28/2005	Summary Release		0.00	1,433.07	
	GJ	LD	001865	06-06	9235		11/10/2006	D:ALLOCATION FACTOR		130.24	0.00	
	AP	VO	044733	06-06	051706		12/28/2005	Summary Release		9,504.04	0.00	
	GJ	GL	001879	07-06	JE07-1		2/1/2006	RECLASS KP ERROR ACCT#		0.00	1,433.07	
	GJ	LD	001894	07-06	9235		2/6/2006	D:ALLOCATION FACTOR		130.24	0.00	
	GJ	LD	001927	08-06	9235		3/7/2006	D:ALLOCATION FACTOR		130.24	0.00	
	GJ	LD	001960	09-06	9235		4/11/2006	D:ALLOCATION FACTOR		130.24	0.00	
	AP	VO	046273	09-06	053411		3/22/2006	Summary Release		3,734.04	0.00	
	GJ	LD	001989	10-06	9235		5/10/2006	D:ALLOCATION FACTOR		130.24	0.00	
	GJ	LD	002013	11-06	9235		6/5/2006	D:ALLOCATION FACTOR		130.24	0.00	
	AP	VO	046995	11-06	054247		5/2/2006	Summary Release		2,266.38	0.00	
	GJ	LD	002054	12-06	9235		7/14/2006	D:ALLOCATION FACTOR		1,063.26	0.00	
Water												
Sub: 20												
GJ	LD	001717	01-06	9235		8/17/2005	D:ALLOCATION FACTOR		98.55	0.00		
GJ	LD	001740	02-06	9235		9/12/2005	D:ALLOCATION FACTOR		95.83	0.00		
GJ	LD	001775	03-06	9235		10/19/2005	D:ALLOCATION FACTOR		95.83	0.00		
GJ	LD	001805	04-06	9235		11/10/2005	D:ALLOCATION FACTOR		306.67	0.00		
GJ	LD	001837	05-06	9235		12/13/2005	D:ALLOCATION FACTOR		7,723.03	0.00		
GJ	LD	001865	06-06	9235		11/10/2006	D:ALLOCATION FACTOR		95.83	0.00		
AP	VO	044729	06-06	051702		12/28/2005	Summary Release		376.25	0.00		
GJ	LD	001894	07-06	9235		2/6/2006	D:ALLOCATION FACTOR		95.83	0.00		
GJ	LD	001927	08-06	9235		3/7/2006	D:ALLOCATION FACTOR		95.83	0.00		
GJ	LD	001960	09-06	9235		4/11/2006	D:ALLOCATION FACTOR		95.83	0.00		
GJ	LD	001989	10-06	9235		5/10/2006	D:ALLOCATION FACTOR		95.83	0.00		
GJ	LD	002013	11-06	9235		6/5/2006	D:ALLOCATION FACTOR		95.83	0.00		
GJ	GL	002017	12-06	JE12-1		6/19/2006	WO9885 RECLASS ITEM POST INCOR		0.00	376.25		
GJ	LD	002054	12-06	9235		7/14/2006	D:ALLOCATION FACTOR		782.37	0.00		
Cable												
Sub: 30												
OTHER LEGAL AND ACCOUNTING												
GJ	LD	001717	01-06	9235		8/17/2005	D:ALLOCATION FACTOR		129.31	0.00		
GJ	LD	001740	02-06	9235		9/12/2005	D:ALLOCATION FACTOR		125.73	0.00		
GJ	LD	001775	03-06	9235		10/19/2005	D:ALLOCATION FACTOR		125.73	0.00		
GJ	LD	001805	04-06	9235		11/10/2005	D:ALLOCATION FACTOR		402.36	0.00		
GJ	LD	001837	05-06	9235		12/13/2005	D:ALLOCATION FACTOR		10,132.93	0.00		
GJ	LD	001865	06-06	9235		11/10/2006	D:ALLOCATION FACTOR		125.73	0.00		
GJ	LD	001894	07-06	9235		2/6/2006	D:ALLOCATION FACTOR		125.73	0.00		

Date: Tuesday, December 05, 2006
 Time: 01:55PM
 User: sfaylor

Periods: 01-06 Through 12-06 As of: 12/31/2006 Ledger ID: 00001

Frankfort Plant Board
Detail General Ledger - Standard

Jrnl	Tran	Bat	Per	Reference	Tran	Tran	Description	Beginning	Debit	Credit	Ending
Type	Type	Nbr	Ent	Nbr	Date	Date		Balance	Amount	Amount	Balance
AP	VO	043894	05-06	050727	11/7/2005		Summary Release		36.00	0.00	
AP	VO	044483	06-06	051400	12/12/2005		Summary Release		36.00	0.00	
			07-06						0.00	0.00	
			08-06						0.00	0.00	
GJ	LD	001960	09-06	9236	4/11/2006		D:ALLOCATION FACTOR		324.37	0.00	
			10-06						0.00	0.00	
			11-06						0.00	0.00	
GJ	LD	002054	12-06	9236	7/14/2006		D:ALLOCATION FACTOR		93.75	0.00	
Acct: 923600		LEGAL EXPENSES CABLE CASES			Sub: 40				General		
			01-06						0.00	0.00	
			02-06						0.00	0.00	
			03-06						0.00	0.00	
			04-06						0.00	0.00	
			05-06						0.00	0.00	
			06-06						0.00	0.00	
			07-06						0.00	0.00	
			08-06						0.00	0.00	
GJ	LS	001960	09-06	9236	4/11/2006		S:ALLOCATION FACTOR		324.37	0.00	
AP	VO	046015	09-06	053140	3/7/2006		Summary Release		0.00	0.00	
			10-06						0.00	0.00	
			11-06						0.00	0.00	
GJ	GL	002053	12-06	FYE1	7/6/2006		YEAR END A/P ACCRUALS		93.75	0.00	
GJ	LS	002054	12-06	9236	7/14/2006		S:ALLOCATION FACTOR		0.00	93.75	
Acct: 924000		INSURANCE EXPENSE			Sub: 10				Electric		
GJ	LD	001717	01-06	9240	8/17/2005		D:ALLOCATION FACTOR		26,116.92	0.00	
GJ	LD	001740	02-06	9240	9/12/2005		D:ALLOCATION FACTOR		40,778.48	0.00	
GJ	LD	001775	03-06	9240	10/19/2005		D:ALLOCATION FACTOR		26,111.13	0.00	
GJ	LD	001805	04-06	9240	11/10/2005		D:ALLOCATION FACTOR		26,111.13	0.00	
GJ	LD	001837	05-06	9240	12/13/2005		D:ALLOCATION FACTOR		26,128.48	0.00	
GJ	LD	001865	06-06	9240	1/10/2006		D:ALLOCATION FACTOR		26,624.63	0.00	
GJ	LD	001894	07-06	9240	2/6/2006		D:ALLOCATION FACTOR		26,492.09	0.00	
GJ	LD	001927	08-06	9240	3/7/2006		D:ALLOCATION FACTOR		25,960.86	0.00	
GJ	LD	001960	09-06	9240	4/11/2006		D:ALLOCATION FACTOR		30,452.15	0.00	
GJ	LD	001989	10-06	9240	5/10/2006		D:ALLOCATION FACTOR		25,751.29	0.00	
GJ	LD	002013	11-06	9240	6/5/2006		D:ALLOCATION FACTOR		27,201.32	0.00	
GJ	LD	002054	12-06	9240	7/14/2006		D:ALLOCATION FACTOR		26,174.01	0.00	
					Acct: 923600	Total		0.00	3,097.11	1,107.37	1,989.74

Date: Tuesday, December 05, 2006
 Time: 01:55PM
 User: staylor

Frankfort Plant Board
Detail General Ledger - Standard
 Periods: 01-06 Through 12-06 As of: 12/31/2006 Ledger ID: 00001

Page: 262 of 318
 Report: 01620.rpt
 Company: 00001

Acct:	Jrnl	Tran	Bat	Per	Reference	Tran	Description	Beginning Balance	Debit Amount	Credit Amount	Ending Balance
Type	Type	Nbr	Ent	Nbr	Date						
924000	LD	001717	01-06	9240	8/17/2005	D:ALLOCATION FACTOR			24,302.15	0.00	
	LD	001740	02-06	9240	9/12/2005	D:ALLOCATION FACTOR			37,944.93	0.00	
	LD	001775	03-06	9240	10/19/2005	D:ALLOCATION FACTOR			24,296.76	0.00	
	LD	001805	04-06	9240	11/10/2005	D:ALLOCATION FACTOR			24,296.76	0.00	
	LD	001837	05-06	9240	12/13/2005	D:ALLOCATION FACTOR			24,312.90	0.00	
	LD	001865	06-06	9240	1/10/2006	D:ALLOCATION FACTOR			24,774.58	0.00	
	LD	001894	07-06	9240	2/6/2006	D:ALLOCATION FACTOR			24,651.25	0.00	
	LD	001927	08-06	9240	3/7/2006	D:ALLOCATION FACTOR			24,156.93	0.00	
	LD	001960	09-06	9240	4/11/2006	D:ALLOCATION FACTOR			28,336.14	0.00	
	LD	001989	10-06	9240	5/10/2006	D:ALLOCATION FACTOR			23,961.92	0.00	
	LD	002013	11-06	9240	6/5/2006	D:ALLOCATION FACTOR			25,311.20	0.00	
	LD	002054	12-06	9240	7/14/2006	D:ALLOCATION FACTOR			24,355.27	0.00	
924000	LD	001717	01-06	9240	8/17/2005	D:ALLOCATION FACTOR			21,311.00	0.00	
	LD	001740	02-06	9240	9/12/2005	D:ALLOCATION FACTOR			33,274.62	0.00	
	LD	001775	03-06	9240	10/19/2005	D:ALLOCATION FACTOR			21,306.28	0.00	
	LD	001805	04-06	9240	11/10/2005	D:ALLOCATION FACTOR			21,306.28	0.00	
	LD	001837	05-06	9240	12/13/2005	D:ALLOCATION FACTOR			21,320.44	0.00	
	LD	001865	06-06	9240	1/10/2006	D:ALLOCATION FACTOR			21,725.28	0.00	
	LD	001894	07-06	9240	2/6/2006	D:ALLOCATION FACTOR			21,617.15	0.00	
	LD	001927	08-06	9240	3/7/2006	D:ALLOCATION FACTOR			21,183.66	0.00	
	LD	001960	09-06	9240	4/11/2006	D:ALLOCATION FACTOR			24,848.49	0.00	
	LD	001989	10-06	9240	5/10/2006	D:ALLOCATION FACTOR			21,012.66	0.00	
	LD	002013	11-06	9240	6/5/2006	D:ALLOCATION FACTOR			22,195.85	0.00	
	LD	002054	12-06	9240	7/14/2006	D:ALLOCATION FACTOR			21,357.58	0.00	
924000	GL	001695	01-06	SE01-1	8/1/2005	PREPAID INSUR EXP	General	71,730.07	0.00	0.00	
	GL	001717	01-06	9240	8/17/2005	S:ALLOCATION FACTOR			0.00	71,730.07	
	GL	001722	02-06	SE02-1	9/1/2005	PREPAID INSUR EXP		111,998.03	0.00	0.00	
	GL	001740	02-06	9240	9/12/2005	S:ALLOCATION FACTOR			0.00	111,998.03	
	GL	001746	03-06	SE03-1	9/28/2005	PREPAID INSUR EXP		71,714.17	0.00	0.00	
	GL	001775	03-06	9240	10/19/2005	S:ALLOCATION FACTOR			0.00	71,714.17	
	GL	001787	04-06	SE04-1	11/3/2005	PREPAID INSUR EXP		71,714.17	0.00	0.00	
	GL	001805	04-06	9240	11/10/2005	S:ALLOCATION FACTOR			0.00	71,714.17	
	GL	001824	05-06	SE05-1	12/5/2005	PREPAID INSUR EXPENSED		71,761.82	0.00	0.00	
	GL	001837	05-06	9240	12/13/2005	S:ALLOCATION FACTOR			0.00	71,761.82	
	GL	001848	06-06	SE06-1	1/4/2006	PREPAID INSUR EXP		73,124.49	0.00	0.00	

Date: Tuesday, December 05, 2006
 Time: 01:55PM
 User: staylor

Frankfort Plant Board
Detail General Ledger - Standard
 Periods: 01-06 Through 12-06 As of: 12/3/2006 Ledger ID: 00001

Jrnl	Tran	Bat	Per	Reference	Tran	Description	Beginning Balance	Debit Amount	Credit Amount	Ending Balance
GJ	GL	001727	02-06	SE02-2	9/2/2005	ACCD VAC AUG/ELECTRIC		12,307.66	1,923.23	
GJ	LD	001740	02-06	92606	9/12/2005	D.ALLOCATION FACTOR		4,777.36	0.00	
GJ	GL	001764	03-06	SE03-2	10/11/2005	ACCD VAC SEPT/ELECTRIC		13,415.61	4,737.47	
GJ	LD	001775	03-06	92606	10/19/2005	D.ALLOCATION FACTOR		3,423.02	0.00	
GJ	GL	001789	04-06	SE04-2	11/3/2005	ACCD VAC FOR OCT/ELECTRIC		9,563.30	0.00	
GJ	LD	001805	04-06	92606	11/10/2005	D.ALLOCATION FACTOR		4,216.99	0.00	
GJ	GL	001825	05-06	SE05-2	12/6/2005	ACCD VAC FOR NOV/ELEC		8,350.96	0.00	
GJ	LD	001837	05-06	92606	12/13/2005	D.ALLOCATION FACTOR		4,147.01	0.00	
GJ	GL	001850	06-06	SE06-2	1/4/2006	ACCD VAC DEC/ELECTRIC		8,062.10	0.00	
GJ	LD	001865	06-06	92606	1/10/2006	D.ALLOCATION FACTOR		3,749.65	0.00	
GJ	GL	001887	07-06	SE07-2	2/3/2006	ACCD VAC JAN/ELECT		10,409.54	5,885.04	
GJ	LD	001894	07-06	92606	2/6/2006	D.ALLOCATION FACTOR		1,222.63	0.00	
GJ	GL	001918	08-06	SE08-2	3/6/2006	ACCD VAC FEB/ELECTRIC		8,186.31	0.00	
GJ	LD	001927	08-06	92606	3/7/2006	D.ALLOCATION FACTOR		3,877.43	0.00	
GJ	GL	001949	09-06	SE09-2	4/8/2006	ELECTRIC ACCD VAC/MARCH		8,875.98	0.00	
GJ	LD	001960	09-06	92606	4/11/2006	D.ALLOCATION FACTOR		4,116.94	0.00	
GJ	GL	001979	10-06	SE10-2	5/5/2006	ACCD VAC APRIL/ELECTRIC		8,616.04	0.00	
GJ	LD	001989	10-06	92606	5/10/2006	D.ALLOCATION FACTOR		4,114.63	0.00	
GJ	GL	002009	11-06	SE11-2	6/5/2006	ACCD VAC FOR MAY/ELECTRIC		12,119.08	3,201.87	
GJ	LD	002013	11-06	92606	6/5/2006	D.ALLOCATION FACTOR		3,805.22	0.00	
GJ	GL	002043	12-06	SE12-2	7/10/2006	ACCD VAC FOR JUNE/ELECTRIC		14,632.99	146.60	
GJ	LD	002054	12-06	92606	7/14/2006	D.ALLOCATION FACTOR		6,811.38	0.00	
Acct: 926060 VACATION BENEFITS EXPENSE										
Sub: 20										
GJ	GL	001698	01-06	SE01-2	8/3/2005	ACCD VAC FOR WATER JULY		12,365.03	4,168.40	
GJ	LD	001717	01-06	92606	8/17/2005	D.ALLOCATION FACTOR		4,437.90	0.00	
GJ	GL	001727	02-06	SE02-2	9/2/2005	ACCD VAC AUG/WATER		11,439.36	3,029.69	
GJ	LD	001740	02-06	92606	9/12/2005	D.ALLOCATION FACTOR		5,091.53	0.00	
GJ	GL	001764	03-06	SE03-2	10/11/2005	ACCD VAC SEPT/WATER		12,388.90	3,759.92	
GJ	LD	001775	03-06	92606	10/19/2005	D.ALLOCATION FACTOR		3,648.12	0.00	
GJ	GL	001789	04-06	SE04-2	11/3/2005	ACCD VAC FOR OCT/WATER		8,595.14	0.00	
GJ	LD	001805	04-06	92606	11/10/2005	D.ALLOCATION FACTOR		4,494.30	0.00	
GJ	GL	001825	05-06	SE05-2	12/6/2005	ACCD VAC FOR NOV/WATER		13,549.47	3,953.36	
GJ	LD	001837	05-06	92606	12/13/2005	D.ALLOCATION FACTOR		4,419.72	0.00	
GJ	GL	001850	06-06	SE06-2	1/4/2006	ACCD VAC DEC/WATER		7,280.20	0.00	
GJ	LD	001865	06-06	92606	1/10/2006	D.ALLOCATION FACTOR		3,996.23	0.00	
GJ	GL	001887	07-06	SE07-2	2/3/2006	ACCD VAC JAN/WATER		23,937.82	15,640.32	
GJ	LD	001894	07-06	92606	2/6/2006	D.ALLOCATION FACTOR		1,303.03	0.00	
GJ	GL	001918	08-06	SE08-2	3/6/2006	ACCD VAC FEB/WATER		9,677.71	0.00	

Date: Tuesday, December 05, 2006
 Time: 01:55PM
 User: staylor

Frankfort Plant Board
 Detail General Ledger - Standard
 Periods: 01-06 Through 12-06 As of: 12/31/2006 Ledger ID: 00001

Jrnl	Tran	Bat	Per	Ent	Reference	Tran	Description	Beginning	Debit	Credit	Ending
Type	Type	Nbr	Nbr	Nbr		Date		Balance	Amount	Amount	Balance
GJ	LD	001927	08-06	92606	SE09-2	3/7/2006	D:ALLOCATION FACTOR	4,132.41		0.00	
GJ	GL	001949	09-06	92606	SE09-2	4/8/2006	WATER ACCD VAC/MARCH	8,705.36		0.00	
GJ	LD	001960	09-06	92606	SE10-2	4/11/2006	D:ALLOCATION FACTOR	4,387.67		0.00	
GJ	GL	001979	10-06	92606	SE10-2	5/5/2006	ACCD VAC APRIL/WATER	9,300.75		0.00	
GJ	LD	001989	10-06	92606	SE11-2	5/10/2006	D:ALLOCATION FACTOR	4,385.21		0.00	
GJ	GL	002009	11-06	92606	SE11-2	6/5/2006	ACCD VAC FOR MAY/WATER	12,025.34		0.00	
GJ	LD	002013	11-06	92606	SE12-2	6/5/2006	D:ALLOCATION FACTOR	4,055.46		0.00	
GJ	GL	002043	12-06	92606	SE12-2	7/10/2006	ACCD VAC FOR JUNE/WATER	13,961.65		0.00	
GJ	LD	002054	12-06	92606	SE12-2	7/14/2006	D:ALLOCATION FACTOR	7,259.31		0.00	
Sub: 30											
Acct:	926060	VACATION BENEFITS EXPENSE									
GJ	GL	001698	01-06	92606	SE01-2	8/3/2005	ACCD VAC FOR CABLE JULY	13,666.91		3,043.35	
GJ	LD	001717	01-06	92606	SE02-2	8/17/2005	D:ALLOCATION FACTOR	6,280.34		0.00	
GJ	GL	001727	02-06	92606	SE02-2	9/2/2005	ACCD VAC AUG/CABLE	9,826.79		0.00	
GJ	LD	001740	02-06	92606	SE03-2	9/12/2005	D:ALLOCATION FACTOR	7,205.31		0.00	
GJ	GL	001764	03-06	92606	SE03-2	10/11/2005	ACCD VAC SEPT/CABLE	10,336.46		741.66	
GJ	LD	001775	03-06	92606	SE04-2	10/19/2005	D:ALLOCATION FACTOR	5,162.66		0.00	
GJ	GL	001789	04-06	92606	SE04-2	11/3/2005	ACCD VAC FOR OCT/CABLE	8,527.12		0.00	
GJ	LD	001805	04-06	92606	SE05-2	11/10/2005	D:ALLOCATION FACTOR	6,360.14		0.00	
GJ	GL	001825	05-06	92606	SE05-2	12/6/2005	ACCD VAC FOR NOV/CABLE	9,213.25		0.00	
GJ	LD	001837	05-06	92606	SE06-2	12/13/2005	D:ALLOCATION FACTOR	6,254.60		0.00	
GJ	GL	001850	06-06	92606	SE06-2	1/4/2006	ACCD VAC DEC/CABLE	11,421.52		0.00	
GJ	LD	001865	06-06	92606	SE07-2	1/10/2006	D:ALLOCATION FACTOR	5,655.31		0.00	
GJ	GL	001887	07-06	92606	SE07-2	2/3/2006	ACCD VAC JAN/CABLE	10,955.91		1,321.36	
GJ	LD	001894	07-06	92606	SE08-2	2/6/2006	D:ALLOCATION FACTOR	1,844.00		0.00	
GJ	GL	001918	08-06	92606	SE08-2	3/6/2006	ACCD VAC FEB/CABLE	10,081.89		0.00	
GJ	LD	001927	08-06	92606	SE09-2	3/7/2006	D:ALLOCATION FACTOR	5,848.01		0.00	
GJ	GL	001949	09-06	92606	SE09-2	4/8/2006	CABLE ACCD VAC/MARCH	10,089.94		0.00	
GJ	LD	001960	09-06	92606	SE10-2	4/11/2006	D:ALLOCATION FACTOR	6,209.24		0.00	
GJ	GL	001979	10-06	92606	SE10-2	5/5/2006	ACCD VAC APRIL/CABLE	9,769.20		41.04	
GJ	LD	001989	10-06	92606	SE11-2	5/10/2006	D:ALLOCATION FACTOR	6,205.76		0.00	
GJ	GL	002009	11-06	92606	SE11-2	6/5/2006	ACCD VAC FOR MAY/CABLE	9,617.80		412.72	
GJ	LD	002013	11-06	92606	SE12-2	6/5/2006	D:ALLOCATION FACTOR	5,739.12		0.00	
GJ	GL	002043	12-06	92606	SE12-2	7/10/2006	ACCD VAC FOR JUNE/CABLE	20,730.14		3,727.27	
GJ	LD	002054	12-06	92606	SE12-2	7/14/2006	D:ALLOCATION FACTOR	10,273.06		0.00	
Sub: 40											
Acct:	926060	VACATION BENEFITS EXPENSE									
GJ	GL	001698	01-06	92606	SE01-2	8/3/2005	ACCD VAC FOR GENERAL JULY	22,413.63		7,531.32	
GJ	LS	001717	01-06	92606	SE02-2	8/17/2005	S:ALLOCATION FACTOR	0.00		14,882.31	
GJ	GL	001727	02-06	92606	SE02-2	9/2/2005	ACCD VAC AUG/GENERAL	41,782.81		24,708.61	

Date: Tuesday, December 05, 2006
 Time: 01:55PM
 User: staylor

Acct:	Jrnl	Tran	Bat	Per	Reference	Tran	Tran	Description	Beginning Balance	Debit Amount	Credit Amount	Ending Balance
Type	Type	Nbr	Ent	Nbr		Date						
GJ	LS	001740	02-06	92606		9/12/2005		S:ALLOCATION FACTOR	0.00	0.00	17,074.20	
GJ	GL	001764	03-06	SE03-2		10/11/2005		ACCD VAC SEPT/GENERAL	19,415.05	0.00	7,181.25	
GJ	LS	001775	03-06	92606		10/19/2005		S:ALLOCATION FACTOR	0.00	0.00	12,233.80	
GJ	GL	001789	04-06	SE04-2		11/3/2005		ACCD VAC FOR OCT/GENERAL	16,985.22	0.00	1,913.79	
GJ	LS	001805	04-06	92606		11/10/2005		S:ALLOCATION FACTOR	0.00	0.00	15,071.43	
GJ	GL	001825	05-06	SE05-2		12/6/2005		ACCD VAC FOR NOV/GENERAL	14,821.33	0.00	0.00	
GJ	LS	001837	05-06	92606		12/13/2005		S:ALLOCATION FACTOR	0.00	0.00	14,821.33	
GJ	GL	001850	06-06	SE06-2		1/4/2006		ACCD VAC DEC/GENERAL	13,401.19	0.00	0.00	
GJ	LS	001865	06-06	92606		1/10/2006		S:ALLOCATION FACTOR	0.00	0.00	13,401.19	
GJ	GL	001887	07-06	SE07-2		2/3/2006		ACCD VAC JAN/GENERAL	13,570.11	0.00	9,296.45	
GJ	LS	001894	07-06	92606		2/6/2006		S:ALLOCATION FACTOR	0.00	0.00	4,369.66	
AP	VO	045008	07-06	052007		1/12/2006		Summary Release	96.00	0.00	0.00	
GJ	GL	001918	08-06	SE08-2		3/6/2006		ACCD VAC FEB/GENERAL	13,857.85	0.00	0.00	
GJ	LS	001927	08-06	92606		3/7/2006		S:ALLOCATION FACTOR	0.00	0.00	13,857.85	
GJ	GL	001949	09-06	SE09-2		4/8/2006		GENERAL ACCD VAC/MARCH	14,713.85	0.00	0.00	
GJ	LS	001960	09-06	92606		4/11/2006		S:ALLOCATION FACTOR	0.00	0.00	14,713.85	
GJ	GL	001979	10-06	SE10-2		5/5/2006		ACCD VAC APRIL/GENERAL	15,666.39	0.00	960.79	
GJ	LS	001989	10-06	92606		5/10/2006		S:ALLOCATION FACTOR	0.00	0.00	14,705.60	
GJ	GL	002009	11-06	SE11-2		6/5/2006		ACCD VAC FOR MAY/GENERAL	13,599.80	0.00	154.77	
GJ	LS	002013	11-06	92606		6/5/2006		S:ALLOCATION FACTOR	0.00	0.00	13,599.80	
AP	VO	047355	11-06	054652		5/18/2006		Summary Release	154.77	0.00	0.00	
GJ	GL	002043	12-06	SE12-2		7/10/2006		ACCD VAC FOR JUNE/GENERAL	31,580.79	0.00	7,237.04	
GJ	LS	002054	12-06	92606		7/14/2006		S:ALLOCATION FACTOR	0.00	0.00	24,343.75	
Acct 926060 Total									0.00	809,194.54	292,292.36	516,902.18
Acct: 926070	SICK BENEFITS EXPENSE											
GJ	GL	001689	01-06	RPAY/ACC01		7/29/2005		REVERSE EOY PAYROLL ACCRUAL	5,283.20	0.00	2,021.15	
GJ	LD	001717	01-06	92607		8/17/2005		D:ALLOCATION FACTOR	994.34	0.00	0.00	
GJ	GL	001721	02-06			8/18/2005			6,720.05	0.00	0.00	
GJ	LD	001740	02-06	92607		9/12/2005		D:ALLOCATION FACTOR	1,043.26	0.00	0.00	
GJ	GL	001745	03-06	JED03-4		9/28/2005		REV PAYROLL POSTED TWICE 9-1-5	14,969.69	0.00	4,196.33	
GJ	LD	001775	03-06	92607		10/19/2005		D:ALLOCATION FACTOR	1,533.82	0.00	0.00	
GJ	GL	001780	04-06			10/27/2005			6,310.50	0.00	0.00	
GJ	LD	001805	04-06	92607		11/10/2005		D:ALLOCATION FACTOR	777.94	0.00	0.00	
AP	VO	043562	04-06	050339		10/20/2005		Summary Release	1,653.03	0.00	0.00	
GJ	GL	001812	05-06			11/23/2005			4,281.05	0.00	0.00	
GJ	LD	001837	05-06	92607		12/13/2005		D:ALLOCATION FACTOR	1,740.15	0.00	0.00	
GJ	GL	001855	06-06			12/22/2005			5,451.28	0.00	0.00	

Date: Tuesday, December 05, 2006
 Time: 01:55PM
 User: slaylor

Frankfort Plant Board
Detail General Ledger - Standard

Periods: 01-06 Through 12-06 As of: 12/31/2006 Ledger ID: 00001

Jrnl	Tran	Bat	Per	Reference	Tran	Description	Beginning Balance	Debit Amount	Credit Amount	Ending Balance
Type	Type	Nbr	Ent	Nbr	Date					
GJ	GL	001855	06-06	92607	12/22/2005	S:ALLOCATION FACTOR		6,727.02	0.00	6,727.02
GJ	LS	001865	06-06	92607	1/10/2006	S:ALLOCATION FACTOR		0.00	0.00	0.00
GJ	GL	001879	07-06	JE07-1	2/1/2006	CORR 1 DAY VAC TO SICK #1904		5,572.66	0.00	5,572.66
GJ	LS	001894	07-06	92607	2/6/2006	S:ALLOCATION FACTOR		0.00	0.00	0.00
GJ	GL	001898	08-06		2/16/2006	S:ALLOCATION FACTOR		5,615.19	0.00	5,615.19
GJ	LS	001927	08-06	92607	3/7/2006	S:ALLOCATION FACTOR		0.00	0.00	0.00
GJ	GL	001946	09-06		3/30/2006	S:ALLOCATION FACTOR		6,934.91	0.00	6,934.91
GJ	LS	001960	09-06	92607	4/11/2006	S:ALLOCATION FACTOR		0.00	0.00	0.00
GJ	GL	001965	10-06		4/27/2006	S:ALLOCATION FACTOR		4,126.98	0.00	4,126.98
GJ	LS	001989	10-06	92607	5/10/2006	S:ALLOCATION FACTOR		0.00	0.00	0.00
AP	VO	046655	10-06	053869	4/12/2006	Summary Release		35,374.99	0.00	35,374.99
GJ	GL	001994	11-06		5/25/2006	S:ALLOCATION FACTOR		6,220.09	0.00	6,220.09
GJ	LS	002013	11-06	92607	6/5/2006	S:ALLOCATION FACTOR		0.00	0.00	0.00
GJ	GL	002048	12-06	PAYACC12	7/6/2006	YEAR END PAYROLL ACCRUAL		6,136.92	0.00	6,136.92
GJ	LS	002054	12-06	92607	7/14/2006	S:ALLOCATION FACTOR		0.00	0.00	0.00
Acct: 926070 Total							0.00	405,331.46	119,848.18	285,483.28

Acct:	EMPLOYEES WELFARE EXPENSE	Sub:	10	Electric	Water
GJ	LD	001717	8/17/2005	40,430.57	0.00
GJ	LD	001740	9/12/2005	40,593.04	0.00
GJ	LD	001775	10/19/2005	60,590.41	0.00
GJ	LD	001805	11/10/2005	40,029.83	0.00
GJ	LD	001837	12/13/2005	18,947.63	0.00
GJ	LD	001865	1/10/2006	39,730.69	0.00
GJ	LD	001894	2/6/2006	39,788.10	0.00
GJ	LD	001927	3/7/2006	39,746.12	0.00
GJ	LD	001960	4/11/2006	899.51	0.00
GJ	LD	001989	5/10/2006	41,366.97	0.00
GJ	LD	002013	6/5/2006	40,518.27	0.00
GJ	LD	002054	7/14/2006	19,425.51	0.00
Acct: 926100 EMPLOYEES WELFARE EXPENSE					
GJ	LD	001717	8/17/2005	43,089.34	0.00
GJ	LD	001740	9/12/2005	43,262.49	0.00
GJ	LD	001775	10/19/2005	64,574.91	0.00
GJ	LD	001805	11/10/2005	42,862.25	0.00
GJ	LD	001837	12/13/2005	20,193.65	0.00
GJ	LD	001865	1/10/2006	42,343.43	0.00
GJ	LD	001894	2/6/2006	42,404.62	0.00

Date: Tuesday, December 05, 2006
 Time: 01:55PM
 User: staylor

Frankfort Plant Board
 Detail General Ledger - Standard
 Periods: 01-06 Through 12-06 As of: 12/31/2006 Ledger ID: 00001

Jrnl	Tran	Bat	Per	Reference	Tran	Description	Beginning Balance	Debit Amount	Credit Amount	Ending Balance
Type	Type	Nbr	Ent	Nbr	Date					
GJ	GL	001875	07-06	CR07	1/31/2006	JANUARY CASH RECEIPTS		232.36	15,447.49	
GJ	LS	001894	07-06	9261	2/6/2006	S:ALLOCATION FACTOR		0.00	142,201.93	
AP	VO	045359	07-06	052381	1/27/2006	Summary Release		157,417.06	0.00	
GJ	GL	001905	08-06	RS08	3/1/2006	FEBRUARY CASH RECEIPTS		192.17	10,251.58	
GJ	LS	001927	08-06	9261	3/7/2006	S:ALLOCATION FACTOR		0.00	142,051.89	
PO	R	058312	08-06		2/2/2006	NON STOCK DIRECTLY CHARGED TO		730.19	0.00	
AP	VO	045770	08-06	052818	2/22/2006	Summary Release		151,381.11	0.00	
AP	AD	046120	09-06	053245	3/10/2006	Summary Release		0.00	264.85	
GJ	GL	001941	09-06	CR09	3/24/2006	MARCH CASH RECEIPTS		244.25	10,265.58	
GJ	LS	001960	09-06	9261	4/11/2006	S:ALLOCATION FACTOR		0.00	3,214.84	
AP	VO	046329	09-06	053477	3/24/2006	Summary Release		13,501.02	0.00	
GJ	GL	001977	10-06	RS10	4/27/2006	APRIL REVENUE SUMMARY		219.12	10,230.58	
GJ	LS	001989	10-06	9261	5/10/2006	S:ALLOCATION FACTOR		0.00	147,844.79	
AP	VO	046849	10-06	054081	4/24/2006	Summary Release		157,856.25	0.00	
GJ	GL	001995	11-06	RS11	5/12/2006	MAY REVENUE SUMMARY		151.67	10,253.58	
GJ	LS	002013	11-06	9261	6/5/2006	S:ALLOCATION FACTOR		0.00	144,811.55	
AP	VO	047398	11-06	054695	5/23/2006	Summary Release		154,913.46	0.00	
GJ	GL	002025	12-06	RS12	7/2/2006	JUNE REVENUE SUMMARY		290.19	15,254.28	
GJ	LS	002054	12-06	9261	7/14/2006	S:ALLOCATION FACTOR		0.00	69,426.40	
AP	VO	048311	12-06	055700	7/2/2006	Summary Release		84,390.49	0.00	
Acct 926100 Total							0.00	3,158,976.78	1,650,518.40	1,508,458.38

Acct:	926400	CLUBHOUSE EXPENSE	Sub:	10	D:ALLOCATION FACTOR	Electric
GJ	LD	001717	01-06	9264	8/17/2005	D:ALLOCATION FACTOR
GJ	LD	001740	02-06	9264	9/12/2005	D:ALLOCATION FACTOR
GJ	LD	001775	03-06	9264	10/19/2005	D:ALLOCATION FACTOR
GJ	LD	001805	04-06	9264	11/10/2005	D:ALLOCATION FACTOR
GJ	LD	001837	05-06	9264	12/13/2005	D:ALLOCATION FACTOR
GJ	LD	001865	06-06	9264	1/10/2006	D:ALLOCATION FACTOR
GJ	LD	001894	07-06	9264	2/6/2006	D:ALLOCATION FACTOR
GJ	LD	001927	08-06	9264	3/7/2006	D:ALLOCATION FACTOR
GJ	LD	001960	09-06	9264	4/11/2006	D:ALLOCATION FACTOR
GJ	LD	001989	10-06	9264	5/10/2006	D:ALLOCATION FACTOR
GJ	LD	002013	11-06	9264	6/5/2006	D:ALLOCATION FACTOR
GJ	LD	002054	12-06	9264	7/14/2006	D:ALLOCATION FACTOR
Acct: 926400 CLUBHOUSE EXPENSE Sub: 20						
GJ	LD	001717	01-06	9264	8/17/2005	D:ALLOCATION FACTOR
GJ	LD	001740	02-06	9264	9/12/2005	D:ALLOCATION FACTOR
Water						
69.73 0.00						
146.36 0.00						

Date: Tuesday, December 05, 2006
 Time: 01:55PM
 User: staylor

Frankfort Plant Board
 Detail General Ledger - Standard
 Periods: 01-06 Through 12-06 As of: 12/3/2006 Ledger ID: 00001

Page: 274 of 318
 Report: 01620.rpt
 Company: 00001

Jrnl	Tran	Bat	Per	Ent	Reference	Tran	Tran	Description	Beginning Balance	Debit Amount	Credit Amount	Ending Balance
GJ	LS	001865	06-06	9264		1/10/2006		S:ALLOCATION FACTOR	0.00	0.00	268.93	
PO	R	056921	06-06			12/7/2005		NON STOCK DIRECTLY CHARGED TO	3.76	0.00	0.00	
AP	VO	044534	06-06	051451		12/15/2005		Summary Release	265.17	0.00	0.00	
GJ	LS	001894	07-06	9264		2/6/2006		S:ALLOCATION FACTOR	0.00	0.00	874.70	
PO	R	058105	07-06			1/27/2006		NON STOCK DIRECTLY CHARGED TO	294.57	0.00	0.00	
AP	VO	045008	07-06	052007		1/12/2006		Summary Release	580.13	0.00	650.00	
GJ	LS	001927	08-06	9264		3/7/2006		S:ALLOCATION FACTOR	0.00	61.87	0.00	
PO	R	058595	08-06			2/16/2006		NON STOCK DIRECTLY CHARGED TO	588.13	0.00	0.00	
AP	VO	045607	08-06	052640		2/10/2006		Summary Release	0.00	0.00	537.98	
GJ	LS	001960	09-06	9264		4/11/2006		S:ALLOCATION FACTOR	70.00	0.00	0.00	
PO	R	058795	09-06			2/28/2006		NON STOCK DIRECTLY CHARGED TO	467.98	0.00	0.00	
AP	VO	046381	09-06	053579		3/29/2006		Summary Release	0.00	0.00	299.91	
GJ	LS	001989	10-06	9264		5/10/2006		S:ALLOCATION FACTOR	299.91	0.00	0.00	
AP	VO	046556	10-06	053763		4/8/2006		Summary Release	0.00	0.00	1,655.27	
GJ	LS	002013	11-06	9264		6/5/2006		S:ALLOCATION FACTOR	0.00	0.00	0.00	
PO	R	061103	11-06	85159A		5/26/2006		NON STOCK DIRECTLY CHARGED TO	1,177.08	0.00	0.00	
AP	VO	047355	11-06	054652		5/18/2006		Summary Release	478.19	0.00	74.58	
AP	AD	048085	12-06	055461		6/21/2006		Summary Release	0.00	138.42	25.00	
GJ	GL	002025	12-06	RS12		7/2/2006		JUNE REVENUE SUMMARY	0.00	0.00	599.72	
GJ	LS	002054	12-06	9264		7/14/2006		S:ALLOCATION FACTOR	365.37	0.00	0.00	
PO	R	061212	12-06	85443		6/1/2006		NON STOCK DIRECTLY CHARGED TO	195.51	0.00	0.00	
AP	VO	047905	12-06	055236		6/14/2006		Summary Release				
Acct 926400 Total									0.00	12,354.78	6,227.18	6,127.60

Acct:	926450	EMPLOYEE ACTIVITY EXPENSE	Sub: 10	Electric
GJ	LD	001717	8/17/2005	1,095.70
GJ	LD	001740	9/12/2005	631.57
GJ	LD	001775	10/19/2005	617.73
GJ	LD	001805	11/10/2005	156.74
GJ	LD	001837	12/13/2005	1,896.39
GJ	LD	001865	1/10/2006	5,438.20
GJ	LD	001894	2/6/2006	478.87
GJ	LD	001927	3/7/2006	700.42
GJ	LD	001960	4/11/2006	213.20
GJ	LD	001989	5/10/2006	121.17
GJ	LD	002013	6/5/2006	187.07
GJ	LD	002054	7/14/2006	299.74
Acct: 926450 EMPLOYEE ACTIVITY EXPENSE Sub: 20				Water

Date: Tuesday, December 05, 2006
 Time: 01:55PM
 User: staylor

Frankfort Plant Board
Detail General Ledger - Standard
 Periods: 01-06 Through 12-06 As of: 12/31/2006 Ledger ID: 00001

Page: 275 of 318
 Report: 01620.rpt
 Company: 00001

Jrnl	Tran	Bat	Per	Reference	Tran	Description	Beginning Balance	Debit Amount	Credit Amount	Ending Balance
Type	Type	Nbr	Ent	Nbr	Date					
Acct: 926450 EMPLOYEE ACTIVITY EXPENSE										
GJ	LD	001717	01-06	92645	8/17/2005	D:ALLOCATION FACTOR		1,167.76	0.00	
GJ	LD	001740	02-06	92645	9/12/2005	D:ALLOCATION FACTOR		673.10	0.00	
GJ	LD	001775	03-06	92645	10/19/2005	D:ALLOCATION FACTOR		658.35	0.00	
GJ	LD	001805	04-06	92645	11/10/2005	D:ALLOCATION FACTOR		167.05	0.00	
GJ	LD	001837	05-06	92645	12/13/2005	D:ALLOCATION FACTOR		2,021.10	0.00	
GJ	LD	001865	06-06	92645	1/10/2006	D:ALLOCATION FACTOR		5,795.82	0.00	
GJ	LD	001894	07-06	92645	2/6/2006	D:ALLOCATION FACTOR		510.36	0.00	
GJ	LD	001927	08-06	92645	3/7/2006	D:ALLOCATION FACTOR		746.48	0.00	
GJ	LD	001960	09-06	92645	4/11/2006	D:ALLOCATION FACTOR		227.22	0.00	
GJ	LD	001989	10-06	92645	5/10/2006	D:ALLOCATION FACTOR		129.14	0.00	
GJ	LD	002013	11-06	92645	6/5/2006	D:ALLOCATION FACTOR		199.37	0.00	
GJ	LD	002054	12-06	92645	7/14/2006	D:ALLOCATION FACTOR		319.45	0.00	
Acct: 926450 EMPLOYEE ACTIVITY EXPENSE										
Sub: 30										
GJ	LD	001717	01-06	92645	8/17/2005	D:ALLOCATION FACTOR		1,652.56	0.00	
GJ	LD	001740	02-06	92645	9/12/2005	D:ALLOCATION FACTOR		952.55	0.00	
GJ	LD	001775	03-06	92645	10/19/2005	D:ALLOCATION FACTOR		931.67	0.00	
GJ	LD	001805	04-06	92645	11/10/2005	D:ALLOCATION FACTOR		236.41	0.00	
GJ	LD	001837	05-06	92645	12/13/2005	D:ALLOCATION FACTOR		2,860.16	0.00	
AP	VO	044140	05-06	051006	11/18/2005	Summary Release		11.00	0.00	
GJ	LD	001865	06-06	92645	1/10/2006	D:ALLOCATION FACTOR		8,201.99	0.00	
GJ	LD	001894	07-06	92645	2/6/2006	D:ALLOCATION FACTOR		722.24	0.00	
GJ	LD	001927	08-06	92645	3/7/2006	D:ALLOCATION FACTOR		1,056.38	0.00	
GJ	LD	001960	09-06	92645	4/11/2006	D:ALLOCATION FACTOR		321.55	0.00	
GJ	LD	001989	10-06	92645	5/10/2006	D:ALLOCATION FACTOR		182.76	0.00	
GJ	LD	002013	11-06	92645	6/5/2006	D:ALLOCATION FACTOR		282.14	0.00	
GJ	LD	002054	12-06	92645	7/14/2006	D:ALLOCATION FACTOR		452.08	0.00	
Acct: 926450 EMPLOYEE ACTIVITY EXPENSE										
Sub: 40										
GJ	GL	001701	01-06	JE01-2	8/8/2005	REMOVE CO REB PORT OF EMP PUR		237.48	0.00	
GJ	LS	001717	01-06	92645	8/17/2005	S:ALLOCATION FACTOR		0.00	3,916.02	
PO	R	053310	01-06		7/22/2005	NON STOCK DIRECTLY CHARGED TO		346.40	0.00	
AP	VO	041997	01-06	048451	6/29/2005	Summary Release		3,332.14	0.00	
AP	AD	042228	02-06	048757	8/8/2005	Summary Release		0.00	59.31	
GJ	LS	001740	02-06	92645	9/12/2005	S:ALLOCATION FACTOR		0.00	2,257.22	
PO	R	053809	02-06		8/10/2005	NON STOCK DIRECTLY CHARGED TO		175.38	0.00	
AP	VO	042532	02-06	049136	8/26/2005	Summary Release		2,202.04	0.00	
PO	X	053803	02-06		8/10/2005	NON STOCK DIRECTLY CHARGED TO		0.00	60.89	
GJ	GL	001750	03-06	JE03-3	9/29/2005	REMOVE CO REB PORT EMP PURCH		180.00	0.00	
GJ	LS	001775	03-06	92645	10/19/2005	S:ALLOCATION FACTOR		0.00	2,207.75	

Date: Tuesday, December 05, 2006
 Time: 01:55PM
 User: staylor

Frankfort Plant Board
Detail General Ledger - Standard
 Periods: 01-06 Through 12-06 As of: 12/31/2006 Ledger ID: 00001

Page: 276 of 318
 Report: 01620.rpt
 Company: 00001

Jrnl	Tran	Bat	Per	Reference	Tran	Description	Beginning Balance	Debit Amount	Credit Amount	Ending Balance
Type	Type	Nbr	Ent	Nbr	Date					
PO	R	055130	03-06		9/29/2005	NON STOCK DIRECTLY CHARGED TO		859.45	0.00	0.00
AP	VO	043181	03-06	049880	9/30/2005	Summary Release		1,168.30	0.00	0.00
GJ	GL	001788	04-06	JE04-1	11/3/2005	RECLASS WELLNESS PROG AUG IMP		0.00	35.00	35.00
GJ	LS	001805	04-06	92645	11/10/2005	S:ALLOCATION FACTOR		0.00	560.20	560.20
PO	R	055274	04-06		10/3/2005	NON STOCK DIRECTLY CHARGED TO		480.00	0.00	0.00
AP	VO	043700	04-06	050501	10/26/2005	Summary Release		1,163.29	0.00	0.00
GJ	GL	001818	05-06	JE05-2	12/2/2005	REMCOREBPORTOFEMPURCT		0.00	6,777.65	6,777.65
GJ	LS	001837	05-06	92645	12/13/2005	S:ALLOCATION FACTOR		65.49	0.00	0.00
PO	R	056670	05-06		11/29/2005	NON STOCK DIRECTLY CHARGED TO		5,548.87	0.00	0.00
AP	VO	044234	05-06	051124	11/29/2005	Summary Release		420.00	0.00	0.00
GJ	GL	001860	06-06	JE06-2	1/6/2006	REMOVE CO REB PORT EMP PUR OCT		0.00	19,436.01	19,436.01
GJ	LS	001865	06-06	92645	1/10/2006	S:ALLOCATION FACTOR		0.00	0.00	0.00
PO	R	057441	06-06		12/28/2005	NON STOCK DIRECTLY CHARGED TO		7,469.81	0.00	0.00
AP	VO	044747	06-06	051720	12/28/2005	Summary Release		11,546.20	0.00	0.00
GJ	GL	001871	07-06	JE07-3	1/30/2006	REM CO REB PORT OF EMP PURCH		360.00	26.46	26.46
GJ	LS	001894	07-06	92645	2/6/2006	S:ALLOCATION FACTOR		0.00	1,711.47	1,711.47
PO	R	057973	07-06		1/23/2006	NON STOCK DIRECTLY CHARGED TO		116.99	0.00	0.00
AP	VO	045299	07-06	052322	1/26/2006	Summary Release		1,260.94	0.00	0.00
GJ	GL	001902	08-06	92645	2/24/2006	REMOVE CO REB PORT EMP PUR JAN		480.00	0.00	0.00
GJ	LS	001927	08-06	92645	3/7/2006	S:ALLOCATION FACTOR		0.00	2,503.28	2,503.28
PO	R	058309	08-06		2/2/2006	NON STOCK DIRECTLY CHARGED TO		14.00	0.00	0.00
AP	VO	045815	08-06	052864	2/24/2006	Summary Release		2,009.28	0.00	0.00
GJ	GL	001934	09-06	JE09-3	3/27/2006	REMOVE CO REB PORT EMP PURCH		0.00	761.97	761.97
GJ	LS	001960	09-06	92645	4/11/2006	S:ALLOCATION FACTOR		0.00	0.00	0.00
PO	R	059405	09-06		3/22/2006	NON STOCK DIRECTLY CHARGED TO		230.10	0.00	0.00
AP	VO	046384	09-06	053582	3/29/2006	Summary Release		361.90	0.00	0.00
GJ	GL	001964	10-06	JE10-3	4/27/2006	REM CO REB EMPLOYEE PURCH MAR		60.00	0.00	0.00
GJ	LS	001989	10-06	92645	5/10/2006	S:ALLOCATION FACTOR		0.00	433.07	433.07
PO	R	059812	10-06		4/7/2006	NON STOCK DIRECTLY CHARGED TO		17.99	0.00	0.00
AP	VO	046898	10-06	054154	4/27/2006	Summary Release		355.08	0.00	0.00
GJ	GL	002000	11-06	JE11-3	6/1/2006	REMOVE CO REB PORT EMP PUR APR		180.00	0.00	0.00
GJ	LS	002013	11-06	92645	6/5/2006	S:ALLOCATION FACTOR		0.00	668.58	668.58
AP	VO	047525	11-06	054835	5/26/2006	Summary Release		488.58	0.00	0.00
GJ	GL	002020	12-06	JE12-3	6/27/2006	REM CO REB PORT EMP PURCH MAY		120.00	103.00	103.00
GJ	LS	002054	12-06	92645	7/14/2006	S:ALLOCATION FACTOR		0.00	1,071.27	1,071.27
PO	R	061385	12-06		6/7/2006	NON STOCK DIRECTLY CHARGED TO		84.98	0.00	0.00
AP	VO	048174	12-06	055550	6/27/2006	Summary Release		969.29	0.00	0.00
Acct 926450 Total							0.00	84,904.64	42,589.15	42,315.49

Date: Tuesday, December 05, 2006
 Time: 01:55PM
 User: staylor

Frankfort Plant Board
Detail General Ledger - Standard
 Periods: 01-06 Through 12-06 As of: 12/31/2006 Ledger ID: 00001

Page: 277 of 318
 Report: 01620.rpt
 Company: 00001

Acct:	Jrnl	Tran	Bat	Per	Reference	Tran	Description	Beginning	Debit	Credit	Ending
	Type	Type	Nbr	Ent	Nbr	Date		Balance	Amount	Amount	Balance
Acct: 926470						Sub: 10					
	GJ	LD	001717	01-06	92647	8/17/2005	D:ALLOCATION FACTOR		172.68	0.00	0.00
				02-06					0.00	0.00	0.00
				03-06					0.00	0.00	0.00
				04-06	92647	11/10/2005	D:ALLOCATION FACTOR		172.68	0.00	0.00
				05-06					0.00	0.00	0.00
				06-06					0.00	0.00	0.00
	GJ	LD	001894	07-06	92647	2/6/2006	D:ALLOCATION FACTOR		172.68	0.00	0.00
				08-06					0.00	0.00	0.00
				09-06					0.00	0.00	0.00
	GJ	LD	001989	10-06	92647	5/10/2006	D:ALLOCATION FACTOR		172.68	0.00	0.00
				11-06					0.00	0.00	0.00
				12-06					0.00	0.00	0.00
Acct: 926470						Sub: 20					
	GJ	LD	001717	01-06	92647	8/17/2005	D:ALLOCATION FACTOR		184.04	0.00	0.00
				02-06					0.00	0.00	0.00
				03-06					0.00	0.00	0.00
				04-06	92647	11/10/2005	D:ALLOCATION FACTOR		184.04	0.00	0.00
				05-06					0.00	0.00	0.00
				06-06					0.00	0.00	0.00
	GJ	LD	001894	07-06	92647	2/6/2006	D:ALLOCATION FACTOR		184.04	0.00	0.00
				08-06					0.00	0.00	0.00
				09-06					0.00	0.00	0.00
	GJ	LD	001989	10-06	92647	5/10/2006	D:ALLOCATION FACTOR		184.04	0.00	0.00
				11-06					0.00	0.00	0.00
				12-06					0.00	0.00	0.00
Acct: 926470						Sub: 30					
	GJ	LD	001717	01-06	92647	8/17/2005	D:ALLOCATION FACTOR		260.45	0.00	0.00
				02-06					0.00	0.00	0.00
				03-06					0.00	0.00	0.00
				04-06	92647	11/10/2005	D:ALLOCATION FACTOR		260.45	0.00	0.00
				05-06					0.00	0.00	0.00
				06-06					0.00	0.00	0.00
	GJ	LD	001894	07-06	92647	2/6/2006	D:ALLOCATION FACTOR		260.45	0.00	0.00
				08-06					0.00	0.00	0.00
				09-06					0.00	0.00	0.00
	GJ	LD	001989	10-06	92647	5/10/2006	D:ALLOCATION FACTOR		260.45	0.00	0.00
				11-06					0.00	0.00	0.00

Date: Tuesday, December 05, 2006
 Time: 01:55PM
 User: staylor

Periods: 01-06 Through 12-06 As of: 12/31/2006 Ledger ID: 00001

Jrnl	Tran	Bat	Per	Reference	Tran	Date	Description	Beginning Balance	Debit Amount	Credit Amount	Ending Balance	
12-06												
Acct: 926470	EMPLOYEE ASSISTANCE EXP											
GJ	LS	001717	01-06	92647	S:ALLOCATION FACTOR	8/17/2005			0.00	617.17	617.17	
AP	VO	041822	01-06	048258	Summary Release	7/15/2005			617.17	0.00	0.00	
02-06												
03-06												
GJ	LS	001805	04-06	92647	S:ALLOCATION FACTOR	11/10/2005			0.00	617.17	617.17	
AP	VO	043459	04-06	050221	Summary Release	10/17/2005			617.17	0.00	0.00	
05-06												
06-06												
GJ	LS	001894	07-06	92647	S:ALLOCATION FACTOR	2/6/2006			0.00	617.17	617.17	
AP	VO	045069	07-06	052079	Summary Release	1/18/2006			617.17	0.00	0.00	
08-06												
09-06												
GJ	LS	001989	10-06	92647	S:ALLOCATION FACTOR	5/10/2006			0.00	617.17	617.17	
AP	VO	046673	10-06	053885	Summary Release	4/13/2006			617.17	0.00	0.00	
11-06												
12-06												
								Acct 926470 Total	0.00	4,937.36	2,468.68	2,468.68

Acct:	COMPANY CONTRIBUTION TO EMP PE Sub: 10											
GJ	LD	001717	01-06	9265	D:ALLOCATION FACTOR	8/17/2005				22,309.42	0.00	22,309.42
GJ	LD	001740	02-06	9265	D:ALLOCATION FACTOR	9/12/2005				22,088.82	0.00	22,088.82
GJ	LD	001775	03-06	9265	D:ALLOCATION FACTOR	10/19/2005				32,706.78	0.00	32,706.78
GJ	LD	001805	04-06	9265	D:ALLOCATION FACTOR	11/10/2005				21,584.71	0.00	21,584.71
GJ	LD	001837	05-06	9265	D:ALLOCATION FACTOR	12/13/2005				21,571.45	0.00	21,571.45
GJ	LD	001865	06-06	9265	D:ALLOCATION FACTOR	1/10/2006				21,757.82	0.00	21,757.82
GJ	LD	001894	07-06	9265	D:ALLOCATION FACTOR	2/6/2006				21,555.24	0.00	21,555.24
GJ	LD	001927	08-06	9265	D:ALLOCATION FACTOR	3/7/2006				21,783.49	0.00	21,783.49
GJ	LD	001960	09-06	9265	D:ALLOCATION FACTOR	4/11/2006				32,586.94	0.00	32,586.94
GJ	LD	001989	10-06	9265	D:ALLOCATION FACTOR	5/10/2006				21,787.13	0.00	21,787.13
GJ	LD	002013	11-06	9265	D:ALLOCATION FACTOR	6/5/2006				21,676.65	0.00	21,676.65
GJ	LD	002054	12-06	9265	D:ALLOCATION FACTOR	7/14/2006				21,585.36	0.00	21,585.36
Water												
Acct: 926500	COMPANY CONTRIBUTION TO EMP PE Sub: 20											
GJ	LD	001717	01-06	9265	D:ALLOCATION FACTOR	8/17/2005				23,776.51	0.00	23,776.51
GJ	LD	001740	02-06	9265	D:ALLOCATION FACTOR	9/12/2005				23,541.40	0.00	23,541.40
GJ	LD	001775	03-06	9265	D:ALLOCATION FACTOR	10/19/2005				34,857.62	0.00	34,857.62
GJ	LD	001805	04-06	9265	D:ALLOCATION FACTOR	11/10/2005				23,004.14	0.00	23,004.14

Date: Tuesday, December 05, 2006
 Time: 01:55PM
 User: staylor

Frankfort Plant Board
Detail General Ledger - Standard
 Periods: 01-06 Through 12-06 As of: 12/3/2006 Ledger ID: 00001

Page: 280 of 318
 Report: 01620.rpt
 Company: 00001

Jrnl	Tran	Bat	Per	Reference	Tran	Description	Beginning	Debit	Credit	Ending
Type	Type	Nbr	Ent	Nbr	Date		Balance	Amount	Amount	Balance
GJ	LS	001927	08-06	9265	3/7/2006	S:ALLOCATION FACTOR		0.00	77,853.78	
GJ	GL	001946	09-06		3/30/2006			116,465.11	0.00	
GJ	LS	001960	09-06	9265	4/1/2006	S:ALLOCATION FACTOR		0.00	116,465.11	
GJ	GL	001973	10-06	JE10-1	5/2/2006	RECLASS TO CORR ACCT		77,891.30	24.51	
GJ	LS	001989	10-06	9265	5/10/2006	S:ALLOCATION FACTOR		0.00	77,866.79	
GJ	GL	001994	11-06		5/25/2006			77,471.94	0.00	
GJ	LS	002013	11-06	9265	6/5/2006	S:ALLOCATION FACTOR		0.00	77,471.94	
GJ	GL	002022	12-06		6/22/2006			77,145.66	0.00	
GJ	LS	002054	12-06	9265	7/14/2006	S:ALLOCATION FACTOR		0.00	77,145.66	
Acct 926500 Total							0.00	2,061,545.59	1,050,130.99	1,011,414.60

Acct:	926600	OTHER CO PAID PENSION EXPENSES	Sub:	10	Electric					
			01-06		0.00					
			02-06		0.00					
			03-06		0.00					
			04-06		0.00					
			05-06		0.00					
			06-06		0.00					
			07-06		0.00					
			08-06		0.00					
GJ	LD	001960	09-06	9266	4/1/2006	D:ALLOCATION FACTOR	0.00	6.86	0.00	
GJ	LD	001989	10-06	9266	5/10/2006	D:ALLOCATION FACTOR	6.86	0.00	0.00	
			11-06				0.00	0.00	0.00	
			12-06				0.00	0.00	0.00	
Acct: 926600 OTHER CO PAID PENSION EXPENSES Sub: 20										
			01-06		Water	0.00	0.00	0.00	0.00	
			02-06			0.00	0.00	0.00	0.00	
			03-06			0.00	0.00	0.00	0.00	
			04-06			0.00	0.00	0.00	0.00	
			05-06			0.00	0.00	0.00	0.00	
			06-06			0.00	0.00	0.00	0.00	
			07-06			0.00	0.00	0.00	0.00	
			08-06			0.00	0.00	0.00	0.00	
GJ	LD	001960	09-06	9266	4/1/2006	D:ALLOCATION FACTOR	0.00	7.31	0.00	
GJ	LD	001989	10-06	9266	5/10/2006	D:ALLOCATION FACTOR	7.31	0.00	0.00	
			11-06				0.00	0.00	0.00	
			12-06				0.00	0.00	0.00	
Acct: 926600 OTHER CO PAID PENSION EXPENSES Sub: 30										
					Cable					

Date: Tuesday, December 05, 2006
 Time: 01:55PM
 User: staylor

Frankfort Plant Board
Detail General Ledger - Standard
 Periods: 01-06 Through 12-06 As of: 12/3/2006 Ledger ID: 00001

Page: 281 of 318
 Report: 01620.rpt
 Company: 00001

Jrnl	Tran	Bat	Per	Reference	Tran	Tran	Beginning	Debit	Credit	Ending
Type	Type	Nbr	Ent	Nbr	Date	Description	Balance	Amount	Amount	Balance
			01-06					0.00	0.00	*
			02-06					0.00	0.00	*
			03-06					0.00	0.00	*
			04-06					0.00	0.00	*
			05-06					0.00	0.00	*
			06-06					0.00	0.00	*
			07-06					0.00	0.00	*
			08-06					0.00	0.00	*
GJ	LD	001960	09-06	9266	4/11/2006	D:ALLOCATION FACTOR		0.00	10.34	*
GJ	LD	001989	10-06	9266	5/10/2006	D:ALLOCATION FACTOR		10.34	0.00	*
			11-06					0.00	0.00	*
			12-06					0.00	0.00	*
Acct: 926600 OTHER CO PAID PENSION EXPENSES Sub: 40										
			01-06					0.00	0.00	*
			02-06					0.00	0.00	*
			03-06					0.00	0.00	*
			04-06					0.00	0.00	*
			05-06					0.00	0.00	*
			06-06					0.00	0.00	*
			07-06					0.00	0.00	*
			08-06					0.00	0.00	*
GJ	GL	001941	09-06	CR09	3/24/2006	MARCH CASH RECEIPTS		0.00	44.41	*
GJ	LS	001960	09-06	9266	4/11/2006	S:ALLOCATION FACTOR		24.51	0.00	*
AP	VO	046047	09-06	053194	3/9/2006	Summary Release		19.90	0.00	*
GJ	GL	001973	10-06	JE10-1	5/2/2006	RECLASS TO CORR ACCT		24.51	0.00	*
GJ	LS	001989	10-06	9266	5/10/2006	S:ALLOCATION FACTOR		0.00	24.51	*
			11-06					0.00	0.00	*
			12-06					0.00	0.00	*
Acct 926600 Total 93.43 93.43 0.00										

Acct:	Jrnl	Tran	Bat	Per	Reference	Tran	Tran	Beginning	Debit	Credit	Ending
930100	Type	Type	Nbr	Ent	Nbr	Date	Description	Balance	Amount	Amount	Balance
GENERAL EXPENSES											
GJ	LD		001717	01-06	93010	8/17/2005	D:ALLOCATION FACTOR		316.32	0.00	
GJ	LD		001740	02-06	93010	9/12/2005	D:ALLOCATION FACTOR		178.06	0.00	
GJ	LD		001775	03-06	93010	10/19/2005	D:ALLOCATION FACTOR		374.93	0.00	
GJ	LD		001805	04-06	93010	11/10/2005	D:ALLOCATION FACTOR		217.52	0.00	
GJ	LD		001837	05-06	93010	12/13/2005	D:ALLOCATION FACTOR		292.28	0.00	
GJ	LD		001865	06-06	93010	1/10/2006	D:ALLOCATION FACTOR		241.88	0.00	
GJ	LD		001894	07-06	93010	2/6/2006	D:ALLOCATION FACTOR		361.73	0.00	
Sub: 10											
Electric											
Acct 930100 Total 93.43 93.43 0.00											

Date: Tuesday, December 05, 2006
 Time: 01:55PM
 User: staylor

Frankfort Plant Board
Detail General Ledger - Standard
 Periods: 01-06 Through 12-06 As of: 12/31/2006 Ledger ID: 00001

Jrnl	Tran	Bat	Per	Reference	Tran	Description	Beginning Balance	Debit Amount	Credit Amount	Ending Balance
Type	Type	Nbr	Ent	Nbr	Date					
Water										
Acct: 930100	GENERAL EXPENSES									
GJ	LD	001927	08-06	93010	3/7/2006	D:ALLOCATION FACTOR		268.54	0.00	
GJ	LD	001960	09-06	93010	4/11/2006	D:ALLOCATION FACTOR		630.43	0.00	
GJ	LD	001989	10-06	93010	5/10/2006	D:ALLOCATION FACTOR		262.04	0.00	
GJ	LD	002013	11-06	93010	6/5/2006	D:ALLOCATION FACTOR		655.27	0.00	
GJ	LD	002054	12-06	93010	7/14/2006	D:ALLOCATION FACTOR		644.71	0.00	
Cable										
Acct: 930100	GENERAL EXPENSES									
GJ	LD	001717	01-06	93010	8/17/2005	D:ALLOCATION FACTOR		305.39	0.00	
GJ	LD	001740	02-06	93010	9/12/2005	D:ALLOCATION FACTOR		171.89	0.00	
GJ	LD	001775	03-06	93010	10/19/2005	D:ALLOCATION FACTOR		361.97	0.00	
GJ	LD	001805	04-06	93010	11/10/2005	D:ALLOCATION FACTOR		210.00	0.00	
GJ	LD	001837	05-06	93010	12/13/2005	D:ALLOCATION FACTOR		282.17	0.00	
GJ	LD	001865	06-06	93010	1/10/2006	D:ALLOCATION FACTOR		233.52	0.00	
GJ	LD	001894	07-06	93010	2/6/2006	D:ALLOCATION FACTOR		349.22	0.00	
GJ	LD	001927	08-06	93010	3/7/2006	D:ALLOCATION FACTOR		259.25	0.00	
GJ	LD	001960	09-06	93010	4/11/2006	D:ALLOCATION FACTOR		608.64	0.00	
GJ	LD	001989	10-06	93010	5/10/2006	D:ALLOCATION FACTOR		252.98	0.00	
GJ	LD	002013	11-06	93010	6/5/2006	D:ALLOCATION FACTOR		632.61	0.00	
GJ	LD	002054	12-06	93010	7/14/2006	D:ALLOCATION FACTOR		622.41	0.00	
General										
Acct: 930100	GENERAL EXPENSES									
GJ	LS	001717	01-06	93010	8/17/2005	S:ALLOCATION FACTOR		0.00	854.47	
PO	R	053206	01-06		7/18/2005	NON STOCK DIRECTLY CHARGED TO		296.55	0.00	
AP	VO	041998	01-06	048455	6/29/2005	Summary Release		557.92	0.00	
GJ	LS	001740	02-06	93010	9/12/2005	S:ALLOCATION FACTOR		0.00	480.97	
AP	VO	042532	02-06	049136	8/26/2005	Summary Release		480.97	0.00	
GJ	LS	001775	03-06	93010	10/19/2005	S:ALLOCATION FACTOR		0.00	1,012.78	

Date: Tuesday, December 05, 2006
 Time: 01:55PM
 User: staylor

Frankfort Plant Board
 Detail General Ledger - Standard
 Periods: 01-06 Through 12-06 As of: 12/3/2006 Ledger ID: 00001

Jrnl	Tran	Bat	Per	Reference	Tran	Tran	Beginning	Debit	Credit	Ending
Type	Type	Nbr	Ent	Nbr	Date	Description	Balance	Amount	Amount	Balance
AP	VO	043040	03-06	049714	9/26/2005	Summary Release		1,012.78	0.00	
GJ	LS	001806	04-06	93010	11/10/2005	S:ALLOCATION FACTOR		0.00	587.58	
AP	VO	043723	04-06	050534	10/27/2005	Summary Release		587.58	0.00	
GJ	LS	001837	05-06	93010	12/13/2005	S:ALLOCATION FACTOR		0.00	789.51	
AP	VO	044215	05-06	051099	11/28/2005	Summary Release		789.51	0.00	
GJ	LS	001865	06-06	93010	1/10/2006	S:ALLOCATION FACTOR		0.00	653.38	
AP	VO	044567	06-06	051484	12/15/2005	Summary Release		653.38	0.00	
GJ	LS	001894	07-06	93010	2/6/2006	S:ALLOCATION FACTOR		0.00	977.11	
AP	VO	045356	07-06	052378	1/27/2006	Summary Release		977.11	0.00	
GJ	LS	001927	08-06	93010	3/7/2006	S:ALLOCATION FACTOR		0.00	725.38	
PO	R	058609	08-06		2/17/2006	NON STOCK DIRECTLY CHARGED TO		367.20	0.00	
AP	VO	045815	08-06	052864	2/24/2006	Summary Release		358.18	0.00	
AP	AD	045916	09-06	053040	3/1/2006	Summary Release		0.00	41.33	
GJ	LS	001960	09-06	93010	4/11/2006	S:ALLOCATION FACTOR		0.00	1,702.95	
PO	R	059556	09-06		3/28/2006	NON STOCK DIRECTLY CHARGED TO		771.19	0.00	
AP	VO	046330	09-06	053489	3/24/2006	Summary Release		973.09	0.00	
GJ	LS	001989	10-06	93010	5/10/2006	S:ALLOCATION FACTOR		0.00	707.83	
AP	VO	046898	10-06	054154	4/27/2006	Summary Release		707.83	0.00	
GJ	LS	002013	11-06	93010	6/5/2006	S:ALLOCATION FACTOR		0.00	1,770.04	
PO	R	061085	11-06		5/26/2006	NON STOCK DIRECTLY CHARGED TO		1,066.60	0.00	
AP	VO	047355	11-06	054652	5/18/2006	Summary Release		703.44	0.00	
GJ	GL	002053	12-06	FYE1	7/6/2006	YEAR END A/P ACCRUALS		319.40	0.00	
GJ	LS	002054	12-06	93010	7/14/2006	S:ALLOCATION FACTOR		0.00	1,741.51	
PO	R	061769	12-06		6/22/2006	NON STOCK DIRECTLY CHARGED TO		739.29	0.00	
AP	VO	048310	12-06	055685	7/2/2006	Summary Release		682.82	0.00	
Acct 930100 Total							0.00	24,048.35	12,044.84	12,003.51
Acct: 930110 MAINTENANCE EXPENSES										
GJ	LD	001717	01-06	93011	8/17/2005	D:ALLOCATION FACTOR		131.38	0.00	
GJ	LD	001740	02-06	93011	9/12/2005	D:ALLOCATION FACTOR		322.66	0.00	
GJ	LD	001775	03-06	93011	10/19/2005	D:ALLOCATION FACTOR		172.88	0.00	
GJ	LD	001805	04-06	93011	11/10/2005	D:ALLOCATION FACTOR		2,726.10	0.00	
GJ	LD	001837	05-06	93011	12/13/2005	D:ALLOCATION FACTOR		360.73	0.00	
GJ	LD	001865	06-06	93011	1/10/2006	D:ALLOCATION FACTOR		1,051.57	0.00	
GJ	LD	001894	07-06	93011	2/6/2006	D:ALLOCATION FACTOR		1,774.28	0.00	
PO	R	057566	07-06		1/9/2006	NON STOCK DIRECTLY CHARGED TO		8.22	0.00	
GJ	LD	001927	08-06	93011	3/7/2006	D:ALLOCATION FACTOR		371.94	0.00	
GJ	LD	001960	09-06	93011	4/11/2006	D:ALLOCATION FACTOR		208.79	0.00	

Date: Tuesday, December 05, 2006
 Time: 01:55PM
 User: staylor

Frankfort Plant Board
Detail General Ledger - Standard
 Periods: 01-06 Through 12-06 As of: 12/31/2006 Ledger ID: 00001

Jrnl	Tran	Bat	Per	Reference	Tran	Tran	Beginning	Debit	Credit	Ending
Type	Type	Nbr	Ent	Nbr	Date	Description	Balance	Amount	Amount	Balance
PO	X	054353	03-06	050100	9/1/2005	NON STOCK DIRECTLY CHARGED TO		0.00	249.80	
AP		043358	04-06	93011	10/10/2005	Summary Release	480.28	0.00	0.00	
GJ	LS	001805	04-06	93011	11/10/2005	S.ALLOCATION FACTOR	0.00	0.00	7,363.85	
PO	R	055871	04-06	93011	10/21/2005	NON STOCK DIRECTLY CHARGED TO	6,883.57	0.00	0.00	
GJ	LS	001837	05-06	93011	12/13/2005	S.ALLOCATION FACTOR	0.00	0.00	974.42	
PO	R	056680	05-06	93011	11/29/2005	NON STOCK DIRECTLY CHARGED TO	964.92	0.00	0.00	
AP	VO	043998	05-06	050849	11/11/2005	Summary Release	0.00	0.00	2,840.55	
GJ	LS	001865	06-06	93011	11/02/2006	S.ALLOCATION FACTOR	0.00	0.00	0.00	
PO	R	057437	06-06	93011	12/28/2005	NON STOCK DIRECTLY CHARGED TO	2,831.05	0.00	0.00	
AP	VO	044504	06-06	051421	12/13/2005	Summary Release	0.00	0.00	0.00	
IN	CT	057568	07-06	903	1/4/2006	Summary Release	186.06	0.00	0.00	
GJ	LS	001894	07-06	93011	2/6/2006	S.ALLOCATION FACTOR	0.00	0.00	4,792.76	
PO	R	058106	07-06	93011	1/27/2006	NON STOCK DIRECTLY CHARGED TO	3,720.59	0.00	0.00	
AP	VO	045026	07-06	052025	1/13/2006	Summary Release	886.11	0.00	0.00	
GJ	LS	001927	08-06	93011	3/7/2006	S.ALLOCATION FACTOR	0.00	0.00	1,004.70	
PO	R	058734	08-06	93011	2/24/2006	NON STOCK DIRECTLY CHARGED TO	1,004.70	0.00	0.00	
GJ	LS	001960	09-06	93011	4/11/2006	S.ALLOCATION FACTOR	0.00	0.00	563.98	
PO	R	059558	09-06	93011	3/28/2006	NON STOCK DIRECTLY CHARGED TO	574.81	0.00	0.00	
AP	VO	045581	08-06	052614	2/9/2006	Summary Release	-10.83	0.00	0.00	
GJ	LS	001989	10-06	93011	5/10/2006	S.ALLOCATION FACTOR	0.00	0.00	2,413.33	
PO	R	060261	10-06	93011	5/11/2006	NON STOCK DIRECTLY CHARGED TO	1,965.69	0.00	0.00	
AP	VO	046873	10-06	054130	4/26/2006	Summary Release	447.64	0.00	0.00	
AP	AD	047057	11-06	054309	5/4/2006	Summary Release	0.00	0.00	219.05	
GJ	LS	002013	11-06	93011	6/5/2006	S.ALLOCATION FACTOR	0.00	0.00	1,182.39	
PO	R	061131	11-06	93011	5/26/2006	NON STOCK DIRECTLY CHARGED TO	1,401.44	0.00	0.00	
AP	AD	048030	12-06	055396	6/19/2006	Summary Release	0.00	0.00	3,180.87	
GJ	LS	002054	12-06	93011	7/14/2006	S.ALLOCATION FACTOR	0.00	0.00	0.00	
PO	R	061569	12-06	93011	6/15/2006	NON STOCK DIRECTLY CHARGED TO	1,183.44	0.00	0.00	
AP	VO	047657	12-06	054983	6/2/2006	Summary Release	1,987.93	0.00	0.00	
Acct						Total	0.00	49,316.78	27,662.58	21,654.20

Acct:	930401	AMORTIZATION BOND DISC/EXP	Sub:	20	AMORT EXP	Water
GJ	GL	001695	01-06	SE01-1	8/1/2005	1,337.23
GJ	GL	001722	02-06	SE02-1	9/1/2005	1,337.23
GJ	GL	001746	03-06	SE03-1	9/28/2005	1,337.23
GJ	GL	001787	04-06	SE04-1	11/3/2005	1,337.23
GJ	GL	001824	05-06	SE05-1	12/5/2005	1,337.23
GJ	GL	001848	06-06	SE06-1	1/4/2006	1,337.23

Date: Tuesday, December 05, 2006
 Time: 01:55PM
 User: staylor

Jrnl	Tran	Bat	Per	Ent	Reference	Tran	Tran	Description	Beginning	Debit	Credit	Ending	
Type	Type	Nbr	Nbr	Nbr	Nbr	Date	Date		Balance	Amount	Amount	Balance	
GJ	GL	001886	07-06		SE07-1	2/3/2006		AMORT EXP		1,337.23	0.00		
GJ	GL	001916	08-06		SE08-1	3/6/2006		AMORT EXP		1,337.23	0.00		
GJ	GL	001939	09-06		SE09-1	3/30/2006		AMORT EXP		1,337.23	0.00		
GJ	GL	001967	10-06		SE10-1	4/27/2006		AMORT EXP		1,337.23	0.00		
GJ	GL	001998	11-06		SE11-1	6/1/2006		AMORT EXP		1,337.23	0.00		
GJ	GL	002037	12-06		SE12-1	7/6/2006		AMORT EXP		1,337.23	0.00		
									Acct	930401	Total	0.00	16,046.76

Acct:	930402	AMORTIZATION EXPENSE	Sub: 30	AMORT EXP	Cable				
GJ	GL	001695	8/1/2005	AMORT EXP	11,700.00				
GJ	GL	001722	9/1/2005	AMORT EXP	11,700.00				
GJ	GL	001746	9/28/2005	AMORT EXP	11,700.00				
GJ	GL	001787	11/3/2005	AMORT EXP	11,700.00				
GJ	GL	001824	12/5/2005	AMORT EXP	11,700.00				
GJ	GL	001848	1/4/2006	AMORT EXP	11,700.00				
GJ	GL	001886	2/3/2006	AMORT EXP	11,700.00				
GJ	GL	001916	3/6/2006	AMORT EXP	11,700.00				
GJ	GL	001939	3/30/2006	AMORT EXP	11,700.00				
GJ	GL	001967	4/27/2006	AMORT EXP	11,700.00				
GJ	GL	001998	6/1/2006	AMORT EXP	11,700.00				
GJ	GL	002037	7/6/2006	AMORT EXP	11,700.00				
					Acct	930402	Total	0.00	140,400.00

Acct:	930403	DEPRECIATION EXPENSE	Sub: 10	DEPRECIATION FOR JULY	Electric				
GJ	GL	001699	8/3/2005	D:ALLOCATION FACTOR	93,881.76				
GJ	LD	001717	8/17/2005	D:ALLOCATION FACTOR	27,399.00				
GJ	GL	001733	9/7/2005	AUGUST DEPRECIATION	94,610.91				
GJ	LD	001740	9/12/2005	D:ALLOCATION FACTOR	27,717.19				
GJ	GL	001747	9/28/2005	DEPRECIATION FOR SEPTEMBER	95,057.13				
GJ	LD	001775	10/19/2005	D:ALLOCATION FACTOR	27,929.68				
GJ	GL	001795	11/4/2005	DEPRECIATION FOR OCTOBER	95,349.87				
GJ	LD	001805	11/10/2005	D:ALLOCATION FACTOR	28,187.79				
GJ	GL	001808	11/29/2005	DEPRECIATION FOR NOVEMBER	95,666.02				
GJ	LD	001837	12/13/2005	D:ALLOCATION FACTOR	28,271.71				
GJ	GL	001840	12/29/2005	DEPRECIATION FOR DECEMBER	95,873.21				
GJ	LD	001865	1/10/2006	D:ALLOCATION FACTOR	28,334.83				
GJ	GL	001873	1/30/2006	JANUARY DEPRECIATION	96,091.59				
GJ	LD	001894	2/6/2006	D:ALLOCATION FACTOR	27,480.04				
GJ	GL	001901	2/24/2006	DEPRECIATION FOR FEBRUARY	96,279.78				
					Acct	930403	Total	0.00	140,400.00

Date: Tuesday, December 05, 2006
 Time: 01:55PM
 User: staylor

Frankfort Plant Board
Detail General Ledger - Standard
 Periods: 01-06 Through 12-06 As of: 12/3/2006 Ledger ID: 00001

Jrnl	Tran	Bat	Per	Ent	Reference	Tran	Description	Beginning Balance	Debit Amount	Credit Amount	Ending Balance
Type	Type	Nbr			Nbr	Date					
GJ	LD	001927	08-06		93043	3/7/2006	D:ALLOCATION FACTOR		28,668.43	0.00	
GJ	GL	001931	09-06		DEP09	3/5/2006	DEPRECIATION FOR MARCH		96,533.58	0.00	
GJ	LD	001960	09-06		93043	4/11/2006	D:ALLOCATION FACTOR		28,964.73	0.00	
GJ	GL	001966	10-06		DEP10	4/27/2006	DEPRECIATION FOR APRIL		96,937.72	0.00	
GJ	LD	001989	10-06		93043	5/10/2006	D:ALLOCATION FACTOR		28,147.88	0.00	
GJ	GL	001992	11-06		DEP11	5/19/2006	DEPRECIATION FOR MAY		97,325.31	0.00	
GJ	LD	002013	11-06		93043	6/5/2006	D:ALLOCATION FACTOR		28,296.95	0.00	
GJ	GL	002016	12-06		DEP12	6/19/2006	DEPRECIATION FOR JUNE		97,520.85	0.00	
GJ	LD	002054	12-06		93043	7/14/2006	D:ALLOCATION FACTOR		28,353.75	0.00	
Water											
Acct:	930403	DEPRECIATION EXPENSE									
GJ	GL	001699	01-06		DEP01	8/3/2005	DEPRECIATION FOR JULY		60,617.60	0.00	
GJ	LD	001717	01-06		93043	8/17/2005	D:ALLOCATION FACTOR		17,371.67	0.00	
GJ	GL	001733	02-06		DEP02	9/7/2005	AUGUST DEPRECIATION		60,670.60	0.00	
GJ	LD	001740	02-06		93043	9/12/2005	D:ALLOCATION FACTOR		17,573.41	0.00	
GJ	GL	001747	03-06		DEP03	9/28/2005	DEPRECIATION FOR SEPTEMBER		60,730.81	0.00	
GJ	LD	001775	03-06		93043	10/19/2005	D:ALLOCATION FACTOR		17,708.14	0.00	
GJ	GL	001795	04-06		DEP04	11/4/2005	DEPRECIATION FOR OCTOBER		60,842.44	0.00	
GJ	LD	001805	04-06		93043	11/10/2005	D:ALLOCATION FACTOR		17,871.78	0.00	
GJ	GL	001808	05-06		DEP05	11/29/2005	DEPRECIATION FOR NOVEMBER		60,993.96	0.00	
GJ	LD	001837	05-06		93043	12/13/2005	D:ALLOCATION FACTOR		17,924.99	0.00	
GJ	GL	001840	06-06		DEP06	12/29/2005	DEPRECIATION FOR DECEMBER		61,105.35	0.00	
GJ	LD	001865	06-06		93043	1/10/2006	D:ALLOCATION FACTOR		17,965.01	0.00	
GJ	GL	001873	07-06		DEP07	1/30/2006	JANUARY DEPRECIATION		61,177.58	0.00	
GJ	LD	001894	07-06		93043	2/6/2006	D:ALLOCATION FACTOR		17,423.05	0.00	
GJ	GL	001901	08-06		DEP08	2/24/2006	DEPRECIATION FOR FEBRUARY		61,158.65	0.00	
GJ	LD	001927	08-06		93043	3/7/2006	D:ALLOCATION FACTOR		18,176.52	0.00	
GJ	GL	001931	09-06		DEP09	3/15/2006	DEPRECIATION FOR MARCH		61,714.31	0.00	
GJ	LD	001960	09-06		93043	4/11/2006	D:ALLOCATION FACTOR		18,364.39	0.00	
GJ	GL	001966	10-06		DEP10	4/27/2006	DEPRECIATION FOR APRIL		62,460.28	0.00	
GJ	LD	001989	10-06		93043	5/10/2006	D:ALLOCATION FACTOR		17,846.48	0.00	
GJ	GL	001992	11-06		DEP11	5/19/2006	DEPRECIATION FOR MAY		62,541.69	0.00	
GJ	LD	002013	11-06		93043	6/5/2006	D:ALLOCATION FACTOR		17,940.99	0.00	
GJ	GL	002016	12-06		DEP12	6/19/2006	DEPRECIATION FOR JUNE		62,718.68	0.00	
GJ	LD	002054	12-06		93043	7/14/2006	D:ALLOCATION FACTOR		17,977.01	0.00	
Cable											
Acct:	930403	DEPRECIATION EXPENSE									
GJ	GL	001699	01-06		DEP01	8/3/2005	DEPRECIATION FOR JULY		72,268.64	0.00	
GJ	LD	001717	01-06		93043	8/17/2005	D:ALLOCATION FACTOR		45,565.62	0.00	
GJ	GL	001734	02-06		JE02-1	9/7/2005	CORRECT JULY DEP		273,286.13	0.00	

Date: Tuesday, December 05, 2006
 Time: 01:55PM
 User: staylor

Frankfort Plant Board
Detail General Ledger - Standard
 Periods: 01-06 Through 12-06 As of: 12/31/2006 Ledger ID: 00001

Jrnl	Tran	Bat	Per	Ent	Reference	Tran	Tran	Beginning	Debit	Credit	Ending
Type	Type	Nbr			Nbr	Date	Description	Balance	Amount	Amount	Balance
GJ	LD	001740	02-06		93043	9/12/2005	D:ALLOCATION FACTOR		46,094.78	0.00	
GJ	GL	001747	03-06		DEP03	9/28/2005	DEPRECIATION FOR SEPTEMBER		174,707.90	0.00	
GJ	LD	001775	03-06		93043	10/19/2005	D:ALLOCATION FACTOR		46,448.17	0.00	
GJ	GL	001795	04-06		DEP04	11/4/2005	DEPRECIATION FOR OCTOBER		175,867.50	0.00	
GJ	LD	001805	04-06		93043	11/10/2005	D:ALLOCATION FACTOR		46,877.42	0.00	
GJ	GL	001808	05-06		DEP05	11/29/2005	DEPRECIATION FOR NOVEMBER		176,646.17	0.00	
GJ	LD	001837	05-06		93043	12/13/2005	D:ALLOCATION FACTOR		47,016.98	0.00	
GJ	GL	001840	06-06		DEP06	12/29/2005	DEPRECIATION FOR DECEMBER		177,476.54	0.00	
GJ	LD	001865	06-06		93043	1/10/2006	D:ALLOCATION FACTOR		47,121.95	0.00	
GJ	GL	001873	07-06		DEP07	1/30/2006	JANUARY DEPRECIATION		178,257.05	0.00	
GJ	LD	001894	07-06		93043	2/6/2006	D:ALLOCATION FACTOR		45,700.42	0.00	
GJ	GL	001901	08-06		DEP08	2/24/2006	DEPRECIATION FOR FEBRUARY		179,274.13	0.00	
GJ	LD	001927	08-06		93043	3/7/2006	D:ALLOCATION FACTOR		47,676.75	0.00	
GJ	GL	001931	09-06		DEP09	3/15/2006	DEPRECIATION FOR MARCH		180,285.81	0.00	
GJ	LD	001960	09-06		93043	4/11/2006	D:ALLOCATION FACTOR		48,169.51	0.00	
GJ	GL	001966	10-06		DEP10	4/27/2006	DEPRECIATION FOR APRIL		181,892.27	0.00	
GJ	LD	001989	10-06		93043	5/10/2006	D:ALLOCATION FACTOR		46,811.04	0.00	
GJ	GL	001992	11-06		DEP11	5/19/2006	DEPRECIATION FOR MAY		182,996.83	0.00	
GJ	LD	002013	11-06		93043	6/5/2006	D:ALLOCATION FACTOR		47,058.96	0.00	
GJ	GL	002016	12-06		DEP12	6/19/2006	DEPRECIATION FOR JUNE		184,384.12	0.00	
GJ	LD	002054	12-06		93043	7/14/2006	D:ALLOCATION FACTOR		47,153.41	0.00	
<p>Acct: 930403 DEPRECIATION EXPENSE Sub: 40 General</p>											
GJ	GL	001699	01-06		DEP01	8/3/2005	DEPRECIATION FOR JULY		90,336.29	0.00	
GJ	LS	001717	01-06		93043	8/17/2005	S:ALLOCATION FACTOR		0.00	90,336.29	
GJ	GL	001733	02-06		DEP02	9/7/2005	AUGUST DEPRECIATION		91,385.38	0.00	
GJ	LS	001740	02-06		93043	9/12/2005	S:ALLOCATION FACTOR		0.00	91,385.38	
GJ	GL	001747	03-06		DEP03	9/28/2005	DEPRECIATION FOR SEPTEMBER		92,085.99	0.00	
GJ	LS	001775	03-06		93043	10/19/2005	S:ALLOCATION FACTOR		0.00	92,085.99	
GJ	GL	001795	04-06		DEP04	11/4/2005	DEPRECIATION FOR OCTOBER		92,936.99	0.00	
GJ	LS	001805	04-06		93043	11/10/2005	S:ALLOCATION FACTOR		0.00	92,936.99	
GJ	GL	001808	05-06		DEP05	11/29/2005	DEPRECIATION FOR NOVEMBER		93,213.68	0.00	
GJ	LS	001837	05-06		93043	12/13/2005	S:ALLOCATION FACTOR		0.00	93,213.68	
GJ	GL	001840	06-06		DEP06	12/29/2005	DEPRECIATION FOR DECEMBER		93,421.79	0.00	
GJ	LS	001865	06-06		93043	1/10/2006	S:ALLOCATION FACTOR		0.00	93,421.79	
GJ	GL	001873	07-06		DEP07	1/30/2006	JANUARY DEPRECIATION		90,603.51	0.00	
GJ	LS	001894	07-06		93043	2/6/2006	S:ALLOCATION FACTOR		0.00	90,603.51	
GJ	GL	001901	08-06		DEP08	2/24/2006	DEPRECIATION FOR FEBRUARY		94,521.70	0.00	
GJ	LS	001927	08-06		93043	3/7/2006	S:ALLOCATION FACTOR		0.00	94,521.70	

Date: Tuesday, December 05, 2006
 Time: 01:55PM
 User: staylor

Frankfort Plant Board
Detail General Ledger - Standard
 Periods: 01-06 Through 12-06 As of: 12/3/2006 Ledger ID: 00001

Page: 289 of 318
 Report: 01620.rpt
 Company: 00001

Jrnl	Tran	Bat	Per	Reference	Tran	Tran	Beginning	Debit	Credit	Ending
Type	Type	Nbr	Ent	Nbr	Date	Description	Balance	Amount	Amount	Balance
GJ	GL	001931	09-06	DEP09	3/15/2006	DEPRECIATION FOR MARCH		95,498.63	0.00	
GJ	LS	001960	09-06	93043	4/11/2006	S:ALLOCATION FACTOR		0.00	95,498.63	
GJ	GL	001966	10-06	DEP10	4/27/2006	DEPRECIATION FOR APRIL		92,805.40	0.00	
GJ	LS	001989	10-06	93043	5/10/2006	S:ALLOCATION FACTOR		0.00	92,805.40	
GJ	GL	001992	11-06	DEP11	5/19/2006	DEPRECIATION FOR MAY		93,296.90	0.00	
GJ	LS	002013	11-06	93043	6/5/2006	S:ALLOCATION FACTOR		0.00	93,296.90	
GJ	GL	002016	12-06	DEP12	6/19/2006	DEPRECIATION FOR JUNE		93,484.17	0.00	
GJ	LS	002054	12-06	93043	7/14/2006	S:ALLOCATION FACTOR		0.00	93,484.17	
Acct: 930403 Total							0.00	6,252,383.63	1,113,590.43	5,138,793.20
Electric										
GJ	LD	001717	01-06	93048	8/17/2005	D:ALLOCATION FACTOR		3,738.95	0.00	
GJ	LD	001775	03-06	93048	10/19/2005	D:ALLOCATION FACTOR		3,738.95	0.00	
GJ	LD	001805	04-06	93048	11/10/2005	D:ALLOCATION FACTOR		3,738.95	0.00	
GJ	LD	001894	07-06	93048	2/6/2006	D:ALLOCATION FACTOR		3,738.95	0.00	
Acct: 930408 CITY PROP TAX / IN-LIEU-OF TAX										
GJ	LD	001717	01-06	93048	8/17/2005	D:ALLOCATION FACTOR		3,530.02	0.00	
GJ	LD	001775	03-06	93048	10/19/2005	D:ALLOCATION FACTOR		3,530.02	0.00	
GJ	LD	001805	04-06	93048	11/10/2005	D:ALLOCATION FACTOR		3,530.02	0.00	
GJ	LD	001894	07-06	93048	2/6/2006	D:ALLOCATION FACTOR		3,530.02	0.00	
Water										
GJ	LD	001717	01-06	93048	8/17/2005	D:ALLOCATION FACTOR		3,530.02	0.00	
GJ	LD	001775	03-06	93048	10/19/2005	D:ALLOCATION FACTOR		3,530.02	0.00	
GJ	LD	001805	04-06	93048	11/10/2005	D:ALLOCATION FACTOR		3,530.02	0.00	
GJ	LD	001894	07-06	93048	2/6/2006	D:ALLOCATION FACTOR		3,530.02	0.00	
Cable										
GJ	LD	001960	09-06	93048	4/11/2006	D:ALLOCATION FACTOR		1,814.97	0.00	
GJ	LD	001989	10-06	93048	5/10/2006	D:ALLOCATION FACTOR		3,530.02	0.00	
GJ	LD	002013	11-06	93048	6/5/2006	D:ALLOCATION FACTOR		3,530.02	0.00	
GJ	LD	002054	12-06	93048	7/14/2006	D:ALLOCATION FACTOR		3,530.02	0.00	
Acct: 930408 CITY PROP TAX / IN-LIEU-OF TAX										
GJ	LD	001717	01-06	93048	8/17/2005	D:ALLOCATION FACTOR		1,814.97	0.00	

Date: Tuesday, December 05, 2006
 Time: 01:55PM
 User: staylor

Frankfort Plant Board
 Detail General Ledger - Standard
 Periods: 01-06 Through 12-06 As of: 12/31/2006 Ledger ID: 00001

Jrnl	Tran	Bat	Per	Reference	Tran	Tran	Description	Beginning	Debit	Credit	Ending	
Type	Type	Nbr	Ent	Nbr	Date	Date		Balance	Amount	Amount	Balance	
AP	VO	042029	02-06	048507	7/29/2005		Summary Release		9,083.94	0.00		
GJ	LD	001775	03-06	93048	10/19/2005		D:ALLOCATION FACTOR		1,814.97	0.00		
GJ	LD	001805	04-06	93048	11/10/2005		D:ALLOCATION FACTOR		1,814.97	0.00		
AP	VO	043756	05-06	050571	10/31/2005		Summary Release		9,083.94	0.00		
AP	VO	044299	06-06	051191	12/1/2005		Summary Release		9,083.94	0.00		
GJ	LD	001894	07-06	93048	2/6/2006		D:ALLOCATION FACTOR		1,814.97	0.00		
AP	VO	045377	08-06	052398	1/30/2006		Summary Release		9,083.94	0.00		
GJ	LD	001960	09-06	93048	4/11/2006		D:ALLOCATION FACTOR		1,814.97	0.00		
GJ	LD	001989	10-06	93048	5/10/2006		D:ALLOCATION FACTOR		1,814.97	0.00		
GJ	LD	002013	11-06	93048	6/5/2006		D:ALLOCATION FACTOR		1,814.97	0.00		
GJ	LD	002054	12-06	93048	7/14/2006		D:ALLOCATION FACTOR		1,814.97	0.00		
Acct: 930408 CITY PROP TAX / IN-LIEU-OF TAX Sub: 40												
GJ	LS	001717	01-06	93048	8/17/2005		S:ALLOCATION FACTOR		9,083.94	0.00		
AP	VO	041613	01-06	048002	7/5/2005		Summary Release		9,083.94	0.00		
Acct: 930408 CITY PROP TAX / IN-LIEU-OF TAX Sub: 40												
GJ	LS	001775	03-06	93048	10/19/2005		S:ALLOCATION FACTOR		9,083.94	0.00		
AP	VO	042574	03-06	049176	8/29/2005		Summary Release		9,083.94	0.00		
GJ	LS	001805	04-06	93048	11/10/2005		S:ALLOCATION FACTOR		9,083.94	0.00		
AP	VO	043254	04-06	049973	10/5/2005		Summary Release		9,083.94	0.00		
Acct: 930408 CITY PROP TAX / IN-LIEU-OF TAX Sub: 40												
GJ	LS	001894	07-06	93048	2/6/2006		S:ALLOCATION FACTOR		9,083.94	0.00		
AP	VO	044779	07-06	051764	1/31/2006		Summary Release		9,083.94	0.00		
Acct: 930408 COUNTY PROP TAX / IN-LIEU-OF TAX Sub: 10												
GJ	LS	001960	09-06	93048	4/11/2006		S:ALLOCATION FACTOR		9,083.94	0.00		
AP	VO	045826	09-06	052874	2/27/2006		Summary Release		9,083.94	0.00		
GJ	LS	001989	10-06	93048	5/10/2006		S:ALLOCATION FACTOR		9,083.94	0.00		
AP	VO	046408	10-06	053605	3/30/2006		Summary Release		9,083.94	0.00		
GJ	LS	002013	11-06	93048	6/5/2006		S:ALLOCATION FACTOR		9,083.94	0.00		
AP	VO	046951	11-06	054206	5/2/2006		Summary Release		9,083.94	0.00		
GJ	LS	002054	12-06	93048	7/14/2006		S:ALLOCATION FACTOR		9,083.94	0.00		
AP	VO	047608	12-06	054915	5/31/2006		Summary Release		9,083.94	0.00		
Acct Total								930408	0.00	181,678.80	72,671.52	109,007.28
Acct: 930409 COUNTY PROP TAX / IN-LIEU-OF TAX Sub: 10												
GJ	LD	001717	01-06	93049	8/17/2005		D:ALLOCATION FACTOR		1,577.82	0.00		
GJ	LD	001740	02-06	93049	9/12/2005		D:ALLOCATION FACTOR		1,577.82	0.00		
GJ	LD	001775	03-06	93049	10/19/2005		D:ALLOCATION FACTOR		1,577.82	0.00		

Electric

Date: Tuesday, December 05, 2006
 Time: 01:55PM
 User: staylor

Frankfort Plant Board
Detail General Ledger - Standard
 Periods: 01-06 Through 12-06 As of: 12/31/2006 Ledger ID: 00001

Page: 291 of 318
 Report: 01620.rpt
 Company: 00001

Jrnl	Tran	Bat	Per	Ent	Reference	Tran	Tran	Description	Beginning	Debit	Credit	Ending
Type	Type	Nbr	Nbr	Nbr	Nbr	Date	Date		Balance	Amount	Amount	Balance
Acct: 930409 COUNTY PROP TAX / IN-LIEU-OF T												
GJ	LD	001805	04-06		93049	11/10/2005	11/10/2005	D:ALLOCATION FACTOR		1,577.82	0.00	0.00
GJ	LD	001837	05-06		93049	12/13/2005	12/13/2005	D:ALLOCATION FACTOR		1,577.82	0.00	0.00
GJ	LD	001865	06-06		93049	1/10/2006	1/10/2006	D:ALLOCATION FACTOR		1,577.82	0.00	0.00
GJ	LD	001894	07-06		93049	2/6/2006	2/6/2006	D:ALLOCATION FACTOR		1,577.82	0.00	0.00
GJ	LD	001927	08-06		93049	3/7/2006	3/7/2006	D:ALLOCATION FACTOR		1,577.82	0.00	0.00
GJ	LD	001960	09-06		93049	4/11/2006	4/11/2006	D:ALLOCATION FACTOR		1,577.82	0.00	0.00
GJ	LD	001989	10-06		93049	5/10/2006	5/10/2006	D:ALLOCATION FACTOR		1,577.82	0.00	0.00
GJ	LD	002013	11-06		93049	6/5/2006	6/5/2006	D:ALLOCATION FACTOR		1,577.82	0.00	0.00
GJ	LD	002054	12-06		93049	7/14/2006	7/14/2006	D:ALLOCATION FACTOR		1,577.82	0.00	0.00
Sub: 20												
Water												
GJ	LD	001717	01-06		93049	8/17/2005	8/17/2005	D:ALLOCATION FACTOR		1,489.65	0.00	0.00
GJ	LD	001740	02-06		93049	9/12/2005	9/12/2005	D:ALLOCATION FACTOR		1,489.65	0.00	0.00
GJ	LD	001775	03-06		93049	10/19/2005	10/19/2005	D:ALLOCATION FACTOR		1,489.65	0.00	0.00
GJ	LD	001805	04-06		93049	11/10/2005	11/10/2005	D:ALLOCATION FACTOR		1,489.65	0.00	0.00
GJ	LD	001837	05-06		93049	12/13/2005	12/13/2005	D:ALLOCATION FACTOR		1,489.65	0.00	0.00
GJ	LD	001865	06-06		93049	1/10/2006	1/10/2006	D:ALLOCATION FACTOR		1,489.65	0.00	0.00
GJ	LD	001894	07-06		93049	2/6/2006	2/6/2006	D:ALLOCATION FACTOR		1,489.65	0.00	0.00
GJ	LD	001927	08-06		93049	3/7/2006	3/7/2006	D:ALLOCATION FACTOR		1,489.65	0.00	0.00
GJ	LD	001960	09-06		93049	4/11/2006	4/11/2006	D:ALLOCATION FACTOR		1,489.65	0.00	0.00
GJ	LD	001989	10-06		93049	5/10/2006	5/10/2006	D:ALLOCATION FACTOR		1,489.65	0.00	0.00
GJ	LD	002013	11-06		93049	6/5/2006	6/5/2006	D:ALLOCATION FACTOR		1,489.65	0.00	0.00
GJ	LD	002054	12-06		93049	7/14/2006	7/14/2006	D:ALLOCATION FACTOR		1,489.65	0.00	0.00
Sub: 30												
Cable												
GJ	LD	001717	01-06		93049	8/17/2005	8/17/2005	D:ALLOCATION FACTOR		765.90	0.00	0.00
GJ	LD	001740	02-06		93049	9/12/2005	9/12/2005	D:ALLOCATION FACTOR		765.90	0.00	0.00
GJ	LD	001775	03-06		93049	10/19/2005	10/19/2005	D:ALLOCATION FACTOR		765.90	0.00	0.00
GJ	LD	001805	04-06		93049	11/10/2005	11/10/2005	D:ALLOCATION FACTOR		765.90	0.00	0.00
GJ	LD	001837	05-06		93049	12/13/2005	12/13/2005	D:ALLOCATION FACTOR		765.90	0.00	0.00
GJ	LD	001865	06-06		93049	1/10/2006	1/10/2006	D:ALLOCATION FACTOR		765.90	0.00	0.00
GJ	LD	001894	07-06		93049	2/6/2006	2/6/2006	D:ALLOCATION FACTOR		765.90	0.00	0.00
GJ	LD	001927	08-06		93049	3/7/2006	3/7/2006	D:ALLOCATION FACTOR		765.90	0.00	0.00
GJ	LD	001960	09-06		93049	4/11/2006	4/11/2006	D:ALLOCATION FACTOR		765.90	0.00	0.00
GJ	LD	001989	10-06		93049	5/10/2006	5/10/2006	D:ALLOCATION FACTOR		765.90	0.00	0.00
GJ	LD	002013	11-06		93049	6/5/2006	6/5/2006	D:ALLOCATION FACTOR		765.90	0.00	0.00
GJ	LD	002054	12-06		93049	7/14/2006	7/14/2006	D:ALLOCATION FACTOR		765.90	0.00	0.00
Sub: 40												
General												
GJ	GL	001695	01-06		SE01-1	8/1/2005	8/1/2005	IN LIEU OF TAX/PROP TAX CITY		3,833.37	0.00	0.00
GJ	LS	001717	01-06		93049	8/17/2005	8/17/2005	S:ALLOCATION FACTOR		0.00	3,833.37	3,833.37

Date: Tuesday, December 05, 2006
 Time: 01:55PM
 User: staylor

Frankfort Plant Board
Detail General Ledger - Standard
 Periods: 01-06 Through 12-06 As of: 12/3/2006 Ledger ID: 00001

Page: 292 of 318
 Report: 01620.rpt
 Company: 00001

Jrnl	Tran	Bat	Per	Reference	Tran	Description	Beginning Balance	Debit Amount	Credit Amount	Ending Balance
Type	Type	Nbr	Ent	Nbr	Date					
GJ	GL	001722	02-06	SE02-1	9/1/2005	IN LIEU OF TAX PROP TX CITY		3,833.37	0.00	
GJ	LS	001740	02-06	93049	9/12/2005	S.ALLOCATION FACTOR		0.00	3,833.37	
GJ	GL	001746	03-06	SE03-1	9/28/2005	IN LIEU OF TAX/PROP TAX CITY		3,833.37	0.00	
GJ	LS	001775	03-06	93049	10/19/2005	S.ALLOCATION FACTOR		0.00	3,833.37	
GJ	GL	001787	04-06	SE04-1	11/3/2005	IN LIEU OF TAX/PROPTXCITY		3,833.37	0.00	
GJ	LS	001805	04-06	93049	11/10/2005	S.ALLOCATION FACTOR		0.00	3,833.37	
GJ	GL	001824	05-06	SE05-1	12/5/2005	IN LIEU OF TAX/PROPTXCITY		3,833.37	0.00	
GJ	LS	001837	05-06	93049	12/13/2005	S.ALLOCATION FACTOR		0.00	3,833.37	
GJ	GL	001848	06-06	SE06-1	1/4/2006	IN LIEU OF TAX PROP TX CITY		3,833.37	0.00	
GJ	LS	001865	06-06	93049	1/10/2006	S.ALLOCATION FACTOR		0.00	3,833.37	
GJ	GL	001886	07-06	SE07-1	2/3/2006	IN LIEU OF TAX/PROP TAX CITY		3,833.37	0.00	
GJ	LS	001894	07-06	93049	2/6/2006	S.ALLOCATION FACTOR		0.00	3,833.37	
GJ	GL	001916	08-06	SE08-1	3/6/2006	IN LIEU OF TX PROP TAX CITY		3,833.37	0.00	
GJ	LS	001927	08-06	93049	3/7/2006	S.ALLOCATION FACTOR		0.00	3,833.37	
GJ	GL	001939	09-06	SE09-1	3/30/2006	IN LIEU OF TAX PROP TAX CITY		3,833.37	0.00	
GJ	LS	001960	09-06	93049	4/11/2006	S.ALLOCATION FACTOR		0.00	3,833.37	
GJ	GL	001967	10-06	SE10-1	4/27/2006	IN LIEU OF TX/PROP TX CITY		3,833.37	0.00	
GJ	LS	001989	10-06	93049	5/10/2006	S.ALLOCATION FACTOR		0.00	3,833.37	
GJ	GL	001998	11-06	SE11-1	6/1/2006	IN LIEU OF TAX/PROP TX CITY		3,833.37	0.00	
GJ	LS	002013	11-06	93049	6/5/2006	S.ALLOCATION FACTOR		0.00	3,833.37	
GJ	GL	002037	12-06	SE12-1	7/6/2006	IN LIEU OF TAX/PROP TAX CITY		3,833.37	0.00	
GJ	LS	002054	12-06	93049	7/14/2006	S.ALLOCATION FACTOR		0.00	3,833.37	
Acct: 930425 INTEREST EXPENSE ON FSN							Acct: 930409 Total	92,000.88	46,000.44	46,000.44
GJ	GL	001695	01-06	SE01-1	8/1/2005	INT EXP FSN NOTE 5		90,048.49	0.00	
GJ	GL	001722	02-06	SE02-1	9/1/2005	INT EXP FSN NOTE 5		91,005.25	0.00	
GJ	GL	001746	03-06	SE03-1	9/28/2005	INT EXP FSN5		88,118.42	0.00	
GJ	GL	001787	04-06	SE04-1	11/3/2005	INT EXP FSN NOTES		93,375.51	0.00	
GJ	GL	001824	05-06	SE05-1	12/5/2005	INT EXP FSN NOTE4		84,424.51	0.00	
GJ	LD	001837	05-06	930425	12/13/2005	D.ALLOCATION FACTOR		9,134.22	0.00	
GJ	GL	001848	06-06	SE06-1	1/4/2006	INT EXP FSN NOTE 5		110,344.95	0.00	
GJ	GL	001886	07-06	SE07-1	2/3/2006	FSN NOTE 5		106,668.92	0.00	
GJ	GL	001916	08-06	SE08-1	3/6/2006	INT EXP FSN NOTES		96,033.58	0.00	
GJ	GL	001939	09-06	SE09-1	3/30/2006	INT EXP FSN NOTES		109,756.66	0.00	
GJ	GL	001967	10-06	SE10-1	4/27/2006	INT EXP FSN NOTES		105,158.28	0.00	
GJ	GL	001998	11-06	SE11-1	6/1/2006	INT EXP FSN NOTE 5		120,559.79	0.00	
GJ	GL	002037	12-06	SE12-1	7/6/2006	INT EXP FSN NOTE 5		124,700.62	0.00	

Cable

Date: Tuesday, December 05, 2006
 Time: 01:55PM
 User: staylor

Frankfort Plant Board
Detail General Ledger - Standard
 Periods: 01-06 Through 12-06 As of: 12/31/2006 Ledger ID: 00001

Jrnl	Tran	Bat	Per	Reference	Tran	Tran	Description	Beginning	Debit	Credit	Ending
Type	Type	Nbr	Ent	Nbr	Date			Balance	Amount	Amount	Balance
Acct: 930425 INTEREST EXPENSE ON FSN											
					Sub: 40		General				
			01-06					0.00	0.00	0.00	*
			02-06					0.00	0.00	0.00	*
			03-06					0.00	0.00	0.00	*
			04-06					0.00	0.00	0.00	*
			05-06	SE05-1	12/5/2005		INT EXP FSN NOTES	9,134.22	0.00	9,134.22	*
			06-06	930425	12/13/2005		S.ALLOCATION FACTOR	0.00	0.00	0.00	*
			07-06					0.00	0.00	0.00	*
			08-06					0.00	0.00	0.00	*
			09-06					0.00	0.00	0.00	*
			10-06					0.00	0.00	0.00	*
			11-06					0.00	0.00	0.00	*
			12-06					0.00	0.00	0.00	*
Acct 930425 Total								0.00	1,238,462.42	9,134.22	1,229,328.20

Jrnl	Tran	Bat	Per	Reference	Tran	Tran	Description	Beginning	Debit	Credit	Ending
Type	Type	Nbr	Ent	Nbr	Date			Balance	Amount	Amount	Balance
Acct: 930426 INTEREST ON BAN											
					Sub: 20		Water				
			01-06	SE01-1	8/1/2005		INT EXP WTR BAN	1,935.42	0.00	0.00	
			02-06	SE02-1	9/1/2005		INT EXP WTR BAN	2,529.34	0.00	0.00	
			03-06	SE03-1	9/28/2005		INT EXP WTR BAN	2,513.10	0.00	0.00	
			04-06	SE04-1	11/3/2005		INT WTR BAN	3,102.87	0.00	0.00	
			05-06	SE05-1	12/5/2005		ACCD INT EXP WTR BAN	3,231.18	0.00	0.00	
			06-06	SE06-1	1/4/2006		INT EXP WTR BAN	4,527.25	0.00	0.00	
			07-06	SE07-1	2/3/2006		INT WTR BAN	3,572.78	0.00	0.00	
			08-06	SE08-1	3/6/2006		INT EXP WTR BAN	3,606.35	0.00	0.00	
			09-06	SE09-1	3/30/2006		INT EXP ON WTR BAN	4,484.29	0.00	0.00	
			10-06	SE10-1	4/27/2006		INT EXP WTR BAN	4,965.30	0.00	0.00	
			11-06	SE11-1	6/1/2006		INT EXP WTR BAN	5,350.92	0.00	0.00	
			12-06	SE12-1	7/6/2006		INT EXP WTR BAN	5,534.58	0.00	0.00	
Acct 930426 Total								0.00	45,353.38	0.00	45,353.38

Jrnl	Tran	Bat	Per	Reference	Tran	Tran	Description	Beginning	Debit	Credit	Ending
Type	Type	Nbr	Ent	Nbr	Date			Balance	Amount	Amount	Balance
Acct: 930427 INTEREST ON BONDS											
					Sub: 20		Water				
			01-06	930427	8/17/2005		D.ALLOCATION FACTOR	49,482.60	0.00	0.00	
			02-06	930427	9/12/2005		D.ALLOCATION FACTOR	49,482.60	0.00	0.00	
			03-06	930427	10/19/2005		D.ALLOCATION FACTOR	49,482.60	0.00	0.00	
			04-06	930427	11/10/2005		D.ALLOCATION FACTOR	49,482.60	0.00	0.00	
			05-06	930427	12/13/2005		D.ALLOCATION FACTOR	49,482.60	0.00	0.00	
			06-06	930427	1/10/2006		D.ALLOCATION FACTOR	47,368.55	0.00	0.00	
Acct 930427 Total								0.00	45,353.38	0.00	45,353.38

Date: Tuesday, December 05, 2006
 Time: 01:55PM
 User: staylor

Frankfort Plant Board
Detail General Ledger - Standard
 Periods: 01-06 Through 12-06 As of: 12/3/2006 Ledger ID: 00001

Page: 294 of 318
 Report: 01620.rpt
 Company: 00001

Jrnl	Tran	Bat	Per	Reference	Tran	Tran	Description	Beginning Balance	Debit	Credit	Ending Balance
Type	Type	Nbr	Ent	Nbr	Date	Date					
GJ	LD	001894	07-06	930427	2/6/2006		D:ALLOCATION FACTOR		47,368.54	0.00	
GJ	LD	001927	08-06	930427	3/7/2006		D:ALLOCATION FACTOR		47,368.54	0.00	
GJ	LD	001960	09-06	930427	4/11/2006		D:ALLOCATION FACTOR		47,368.54	0.00	
GJ	LD	001989	10-06	930427	5/10/2006		D:ALLOCATION FACTOR		47,368.54	0.00	
GJ	LD	002013	11-06	930427	6/5/2006		D:ALLOCATION FACTOR		47,368.54	0.00	
GJ	LD	002054	12-06	930427	7/14/2006		D:ALLOCATION FACTOR		47,368.54	0.00	
Sub: 40											
Acct: 930427	GL	001695	01-06	SE01-1	8/1/2005		INT EXP WTR BONDS		49,482.60	0.00	
GJ	LS	001717	01-06	930427	8/17/2005		S:ALLOCATION FACTOR		49,482.60	0.00	
GJ	GL	001722	02-06	SE02-1	9/1/2005		INT EXP WTR BONDS		49,482.60	0.00	
GJ	LS	001740	02-06	930427	9/12/2005		S:ALLOCATION FACTOR		49,482.60	0.00	
GJ	GL	001746	03-06	SE03-1	9/28/2005		INT EXP WTR BONDS		49,482.60	0.00	
GJ	LS	001775	03-06	930427	10/19/2005		S:ALLOCATION FACTOR		49,482.60	0.00	
GJ	GL	001787	04-06	SE04-1	11/3/2005		INT WTR BONDS		49,482.60	0.00	
GJ	LS	001805	04-06	930427	11/10/2005		S:ALLOCATION FACTOR		49,482.60	0.00	
GJ	GL	001824	05-06	SE05-1	12/5/2005		ACCD INT EXP WTR BONDS		49,482.60	0.00	
GJ	LS	001837	05-06	930427	12/13/2005		S:ALLOCATION FACTOR		47,368.55	0.00	
GJ	GL	001848	06-06	SE06-1	1/4/2006		INT EXP WTR BONDS		47,368.55	0.00	
GJ	LS	001865	06-06	930427	1/10/2006		S:ALLOCATION FACTOR		47,368.54	0.00	
GJ	GL	001886	07-06	SE07-1	2/3/2006		INT WTR BONDS		47,368.54	0.00	
GJ	LS	001894	07-06	930427	2/6/2006		S:ALLOCATION FACTOR		47,368.54	0.00	
GJ	GL	001916	08-06	SE08-1	3/6/2006		INT EXP WTR BONDS		47,368.54	0.00	
GJ	LS	001927	08-06	930427	3/7/2006		S:ALLOCATION FACTOR		47,368.54	0.00	
GJ	GL	001939	09-06	SE09-1	3/30/2006		INT EXP ON WTR BONDS		47,368.54	0.00	
GJ	LS	001960	09-06	930427	4/11/2006		S:ALLOCATION FACTOR		47,368.54	0.00	
GJ	GL	001967	10-06	SE10-1	4/27/2006		INT EXP WTR BONDS\		47,368.54	0.00	
GJ	LS	001989	10-06	930427	5/10/2006		S:ALLOCATION FACTOR		47,368.54	0.00	
GJ	GL	001998	11-06	SE11-1	6/1/2006		INT EXP WTR BONDS		47,368.54	0.00	
GJ	LS	002013	11-06	930427	6/5/2006		S:ALLOCATION FACTOR		47,368.54	0.00	
GJ	GL	002037	12-06	SE12-1	7/6/2006		INT EXP WTR BONDS		47,368.54	0.00	
GJ	LS	002054	12-06	930427	7/14/2006		S:ALLOCATION FACTOR		47,368.54	0.00	
Acct 930427 Total								0.00	1,157,985.58	578,992.79	578,992.79

Acct: 930429 INTEREST ON CONSOLIDATED PURCH Sub: 30
 AP VO 041610 01-06 047986 7/5/2005 Summary Release
 AP VO 042235 02-06 048764 8/9/2005 Summary Release
 AP VO 042604 03-06 049217 8/31/2005 Summary Release
 AP VO 043613 04-06 050393 10/21/2005 Summary Release

Cable

Date: Tuesday, December 05, 2006
 Time: 01:55PM
 User: staylor

Frankfort Plant Board
Detail General Ledger - Standard
 Periods: 01-06 Through 12-06 As of: 12/3/2006 Ledger ID: 00001

Page: 296 of 318
 Report: 01620.rpt
 Company: 00001

Jrnl	Tran	Bat	Per	Ent	Reference	Tran	Tran	Description	Beginning	Debit	Credit	Ending
Type	Type	Nbr			Nbr	Date			Balance	Amount	Amount	Balance
GJ	GL	001695	01-06		SE01-1	8/12/2005		ACCD INT CUST DEPOSITS		6,046.13	0.00	6,046.13
GJ	LS	001717	01-06		930431	8/17/2005		S.ALLOCATION FACTOR	0.00	0.00	6,046.13	6,046.13
GJ	GL	001722	02-06		SE02-1	9/1/2005		ACCD INT CUST DEPOSITS		6,055.80	0.00	6,055.80
GJ	LS	001740	02-06		930431	9/12/2005		S.ALLOCATION FACTOR	0.00	0.00	6,055.80	6,055.80
GJ	GL	001746	03-06		SE03-1	9/28/2005		ACCD INT CUST DEPOSITS		6,076.64	0.00	6,076.64
GJ	LS	001775	03-06		930431	10/19/2005		S.ALLOCATION FACTOR	0.00	0.00	6,076.64	6,076.64
GJ	GL	001787	04-06		SE04-1	11/3/2005		ACCD INT CUST DEPOSITS		6,033.65	0.00	6,033.65
GJ	LS	001805	04-06		930431	11/10/2005		S.ALLOCATION FACTOR	0.00	0.00	6,033.65	6,033.65
GJ	GL	001824	05-06		SE05-1	12/5/2005		ACCD INT CUST DEPOSITS		6,078.60	0.00	6,078.60
GJ	LS	001837	05-06		930431	12/13/2005		S.ALLOCATION FACTOR	0.00	0.00	6,078.60	6,078.60
GJ	GL	001848	06-06		SE06-1	1/4/2006		ACCD INT CUST DEPOSITS		6,088.26	0.00	6,088.26
GJ	LS	001865	06-06		930431	1/10/2006		S.ALLOCATION FACTOR	0.00	0.00	6,088.26	6,088.26
GJ	GL	001886	07-06		SE07-1	2/3/2006		ACCD INT CUST DEP		6,114.14	0.00	6,114.14
GJ	LS	001894	07-06		930431	2/6/2006		S.ALLOCATION FACTOR	0.00	0.00	6,114.14	6,114.14
GJ	GL	001916	08-06		SE08-1	3/6/2006		ACCD INT CUST DEPOSITS		6,098.94	0.00	6,098.94
GJ	LS	001927	08-06		930431	3/7/2006		S.ALLOCATION FACTOR	0.00	0.00	6,098.94	6,098.94
GJ	GL	001939	09-06		SE09-1	3/30/2006		ACCD INT CUST DEPOSITS		6,303.42	0.00	6,303.42
GJ	LS	001960	09-06		930431	4/11/2006		S.ALLOCATION FACTOR	0.00	0.00	6,303.42	6,303.42
GJ	GL	001967	10-06		SE10-1	4/27/2006		ACCD INT CUST DEPOSITS		6,413.82	0.00	6,413.82
GJ	LS	001989	10-06		930431	5/10/2006		S.ALLOCATION FACTOR	0.00	0.00	6,413.82	6,413.82
GJ	GL	001998	11-06		SE11-1	6/1/2006		ACCD INT CUST DEPOSITS		6,445.92	0.00	6,445.92
GJ	LS	002013	11-06		930431	6/5/2006		S.ALLOCATION FACTOR	0.00	0.00	6,445.92	6,445.92
GJ	GL	002037	12-06		SE12-1	7/6/2006		ACCD INT CUST DEPOSITS		6,432.42	0.00	6,432.42
GJ	LS	002054	12-06		930431	7/14/2006		S.ALLOCATION FACTOR	0.00	0.00	6,432.42	6,432.42
Acct 930431 Total									0.00	148,375.48	74,187.74	74,187.74

Acct: 930432 OTHER INTEREST EXPENSE

Sub: 10

Per	Ent	Reference	Tran	Description	Beginning	Debit	Credit	Ending
01-06						0.00	0.00	0.00
02-06						0.00	0.00	0.00
03-06						0.00	0.00	0.00
04-06						0.00	0.00	0.00
05-06						0.00	0.00	0.00
06-06						0.00	0.00	0.00
07-06						0.00	0.00	0.00
08-06						0.00	0.00	0.00
09-06						0.00	0.00	0.00
10-06						0.00	0.00	0.00
11-06						0.00	0.00	0.00
Electric								
						0.00	0.00	0.00

Date: Tuesday, December 05, 2006
 Time: 01:55PM
 User: staylor

Frankfort Plant Board
Detail General Ledger - Standard
 Periods: 01-06 Through 12-06 As of: 12/31/2006 Ledger ID: 00001

Page: 297 of 318
 Report: 01620.rpt
 Company: 00001

Jrnl	Tran	Bat	Per	Ent	Reference	Tran	Tran	Beginning	Debit	Credit	Ending
Type	Type	Nbr	Nbr	Nbr	Nbr	Date	Description	Balance	Amount	Amount	Balance
GJ	LD	002054	12-06		930432	7/14/2006	D:ALLOCATIN FACTOR		8,497.21	0.00	
Acct: 930432					OTHER INTEREST EXPENSE	Sub: 20					
			01-06					Water	0.00	0.00	*
			02-06						0.00	0.00	*
			03-06						0.00	0.00	*
			04-06						0.00	0.00	*
			05-06						0.00	0.00	*
			06-06						0.00	0.00	*
			07-06						0.00	0.00	*
			08-06						0.00	0.00	*
			09-06						0.00	0.00	*
			10-06						0.00	0.00	*
			11-06						0.00	0.00	*
GJ	LD	002054	12-06		930432	7/14/2006	D:ALLOCATIN FACTOR		8,497.21	0.00	
Acct: 930432					OTHER INTEREST EXPENSE	Sub: 30					
			01-06					Cable	0.00	0.00	*
			02-06						0.00	0.00	*
			03-06						0.00	0.00	*
			04-06						0.00	0.00	*
			05-06						0.00	0.00	*
			06-06						0.00	0.00	*
			07-06						0.00	0.00	*
			08-06						0.00	0.00	*
			09-06						0.00	0.00	*
			10-06						0.00	0.00	*
			11-06						0.00	0.00	*
GJ	LD	002054	12-06		930432	7/14/2006	D:ALLOCATIN FACTOR		8,499.76	0.00	
Acct: 930432					OTHER INTEREST EXPENSE	Sub: 40					
			01-06					General	0.00	0.00	*
			02-06						0.00	0.00	*
			03-06						0.00	0.00	*
			04-06						0.00	0.00	*
			05-06						0.00	0.00	*
			06-06						0.00	0.00	*
			07-06						0.00	0.00	*
			08-06						0.00	0.00	*
			09-06						0.00	0.00	*
			10-06						0.00	0.00	*

Date: Tuesday, December 05, 2006
 Time: 01:55PM
 User: staylor

Frankfort Plant Board
Detail General Ledger - Standard
 Periods: 01-06 Through 12-06 As of: 12/3/2006 Ledger ID: 00001

Jrnl	Tran	Bat	Per	Reference	Tran	Description	Beginning Balance	Debit Amount	Credit Amount	Ending Balance
Type	Type	Nbr	Ent	Nbr	Date					
Acct: 930435 CASH CONTRIBUTIONS TO CITY										
GJ	GL	001698	01-06	SE01-2	8/3/2005	ACCD FLOODWALL CONTRIBUTION	2,083.33	0.00	2,083.33	0.00
GJ	LS	001717	01-06	930435	8/17/2005	S:ALLOCATION FACTOR	0.00	2,083.33	2,083.33	0.00
GJ	GL	001727	02-06	SE02-2	9/2/2005	ACCD FLOODWALL CONTR	2,083.33	0.00	2,083.33	0.00
GJ	LS	001740	02-06	930435	9/12/2005	S:ALLOCATION FACTOR	0.00	2,083.33	2,083.33	0.00
GJ	GL	001764	03-06	SE03-2	10/11/2005	ACCD FLOODWALL CONTRIB	2,083.33	0.00	2,083.33	0.00
GJ	LS	001775	03-06	930435	10/19/2005	S:ALLOCATION FACTOR	0.00	2,083.33	2,083.33	0.00
GJ	GL	001789	04-06	SE04-2	11/3/2005	ACCD FLOODWALL CONTRIB	2,083.33	0.00	2,083.33	0.00
GJ	LS	001805	04-06	930435	11/10/2005	S:ALLOCATION FACTOR	0.00	2,083.33	2,083.33	0.00
GJ	GL	001825	05-06	SE05-2	12/6/2005	ACCD FLOODWALL CONTRIB	2,083.33	0.00	2,083.33	0.00
GJ	LS	001837	05-06	930435	12/13/2005	S:ALLOCATION FACTOR	0.00	2,083.33	2,083.33	0.00
GJ	GL	001850	06-06	SE06-2	1/4/2006	ACCD FLOODWALL CONTRIB	2,083.33	0.00	2,083.33	0.00
GJ	LS	001865	06-06	930435	1/10/2006	S:ALLOCATION FACTOR	0.00	2,083.33	2,083.33	0.00
GJ	GL	001887	07-06	SE07-2	2/3/2006	ACCD FLOODWALL CONTRIB	2,083.33	0.00	2,083.33	0.00
GJ	LS	001894	07-06	930435	2/6/2006	S:ALLOCATION FACTOR	0.00	2,083.33	2,083.33	0.00
GJ	GL	001918	08-06	SE08-2	3/6/2006	ACCD FLOODWALL CONTRIB	2,083.33	0.00	2,083.33	0.00
GJ	LS	001927	08-06	930435	3/7/2006	S:ALLOCATION FACTOR	0.00	2,083.33	2,083.33	0.00
GJ	GL	001940	09-06	SE09-2	3/30/2006	ACCD FLOODWALL CONTRIBUTION	2,083.33	0.00	2,083.33	0.00
GJ	LS	001960	09-06	930435	4/11/2006	S:ALLOCATION FACTOR	0.00	2,083.33	2,083.33	0.00
GJ	GL	001979	10-06	SE10-2	5/5/2006	ACCD FLOODWALL CONTRIB	2,083.33	0.00	2,083.33	0.00
GJ	LS	001989	10-06	930435	5/10/2006	S:ALLOCATION FACTOR	0.00	2,083.33	2,083.33	0.00
GJ	GL	002009	11-06	SE11-2	6/5/2006	ACCD FLOODWALL CONTRIB	2,083.33	0.00	2,083.33	0.00
GJ	LS	002013	11-06	930435	6/5/2006	S:ALLOCATION FACTOR	0.00	2,083.33	2,083.33	0.00
GJ	GL	002043	12-06	SE12-2	7/10/2006	ACCD FLOODWALL CONTRIBUTION	2,083.37	0.00	2,083.37	0.00
GJ	LS	002054	12-06	930435	7/14/2006	S:ALLOCATION FACTOR	0.00	2,083.37	2,083.37	0.00
Acct: 930435 Total							0.00	50,000.00	25,000.00	25,000.00

Acct: 932110 SUPPORT SERVICES EXP
 Sub: 01
 01-06
 02-06
 03-06
 04-06

Balance Sheet
 0.00
 0.00
 0.00
 0.00

Date: Tuesday, December 05, 2006
 Time: 01:55PM
 User: staylor

Frankfort Plant Board
Detail General Ledger - Standard
 Periods: 01-06 Through 12-06 As of: 12/3/2006 Ledger ID: 00001

Page: 300 of 318
 Report: 01620.rpt
 Company: 00001

Jrnl	Tran	Bat	Per	Reference	Tran	Description	Beginning	Debit	Credit	Ending
Type	Type	Nbr	Ent	Nbr	Date		Balance	Amount	Amount	Balance
GJ	GL	001968	10-06	JE10-3	4/28/2006	KP ERROR ACCT#		0.00	0.00	*
^ AP	VO	046366	09-06	053564	3/28/2006	Summary Release		0.00	0.00	*
			08-06					0.00	0.00	*
			09-06					0.00	0.00	*
			11-06					9.50	0.00	*
			12-06	JE12-3	7/10/2006	KP ERROR ACCT#		0.00	0.00	*
AP	VO	048256	12-06	055631	6/29/2006	Summary Release		0.00	10.00	*
								10.00	0.00	*
Acct: 932110					Sub: 10					
GJ	LD	001717	01-06	93211	8/17/2005	D:ALLOCATION FACTOR		2,499.49	0.00	
GJ	LD	001740	02-06	93211	9/12/2005	D:ALLOCATION FACTOR		1,502.11	0.00	
GJ	LD	001775	03-06	93211	10/19/2005	D:ALLOCATION FACTOR		1,965.51	0.00	
GJ	LD	001805	04-06	93211	11/10/2005	D:ALLOCATION FACTOR		2,234.49	0.00	
GJ	LD	001837	05-06	93211	12/13/2005	D:ALLOCATION FACTOR		1,711.57	0.00	
GJ	LD	001865	06-06	93211	1/10/2006	D:ALLOCATION FACTOR		2,029.92	0.00	
GJ	LD	001894	07-06	93211	2/6/2006	D:ALLOCATION FACTOR		4,082.48	0.00	
GJ	LD	001927	08-06	93211	3/7/2006	D:ALLOCATION FACTOR		2,757.93	0.00	
GJ	LD	001960	09-06	93211	4/11/2006	D:ALLOCATION FACTOR		3,584.83	0.00	
GJ	LD	001989	10-06	93211	5/10/2006	D:ALLOCATION FACTOR		2,720.82	0.00	
GJ	LD	002013	11-06	93211	6/5/2006	D:ALLOCATION FACTOR		2,789.59	0.00	
GJ	LD	002054	12-06	93211	7/14/2006	D:ALLOCATION FACTOR		4,819.63	0.00	
Acct: 932110					Sub: 20					
GJ	LD	001717	01-06	93211	8/17/2005	D:ALLOCATION FACTOR	Water	1,839.17	0.00	
GJ	LD	001740	02-06	93211	9/12/2005	D:ALLOCATION FACTOR		1,105.28	0.00	
GJ	LD	001775	03-06	93211	10/19/2005	D:ALLOCATION FACTOR		1,446.26	0.00	
GJ	LD	001805	04-06	93211	11/10/2005	D:ALLOCATION FACTOR		1,644.18	0.00	
GJ	LD	001837	05-06	93211	12/13/2005	D:ALLOCATION FACTOR		1,259.40	0.00	
GJ	LD	001865	06-06	93211	1/10/2006	D:ALLOCATION FACTOR		1,493.65	0.00	
GJ	LD	001894	07-06	93211	2/6/2006	D:ALLOCATION FACTOR		3,003.97	0.00	
GJ	LD	001927	08-06	93211	3/7/2006	D:ALLOCATION FACTOR		2,029.34	0.00	
GJ	LD	001960	09-06	93211	4/11/2006	D:ALLOCATION FACTOR		2,637.78	0.00	
GJ	LD	001989	10-06	93211	5/10/2006	D:ALLOCATION FACTOR		2,002.03	0.00	
GJ	LD	002013	11-06	93211	6/5/2006	D:ALLOCATION FACTOR		2,052.63	0.00	
GJ	LD	002054	12-06	93211	7/14/2006	D:ALLOCATION FACTOR		3,546.38	0.00	
PO	R	061153	12-06	93211	5/31/2006	NON STOCK DIRECTLY CHARGED TO		5.96	0.00	
Acct: 932110					Sub: 30					

Cable

Date: Tuesday, December 05, 2006
 Time: 01:55PM
 User: slaylor

Frankfort Plant Board
Detail General Ledger - Standard
 Periods: 01-06 Through 12-06 As of: 12/31/2006 Ledger ID: 00001

Jrnl	Tran	Bat	Per	Reference	Tran	Description	Beginning Balance	Debit Amount	Credit Amount	Ending Balance	
GJ	LD	001717	01-06	93211	8/17/2005	D:ALLOCATION FACTOR		2,413.08	0.00		
GJ	LD	001740	02-06	93211	9/12/2005	D:ALLOCATION FACTOR		1,450.18	0.00		
GJ	LD	001775	03-06	93211	10/19/2005	D:ALLOCATION FACTOR		1,897.55	0.00		
GJ	LD	001805	04-06	93211	11/10/2005	D:ALLOCATION FACTOR		2,157.24	0.00		
GJ	LD	001837	05-06	93211	12/13/2005	D:ALLOCATION FACTOR		1,652.39	0.00		
GJ	LD	001865	06-06	93211	1/10/2006	D:ALLOCATION FACTOR		1,959.74	0.00		
GJ	LD	001894	07-06	93211	2/6/2006	D:ALLOCATION FACTOR		3,941.33	0.00		
GJ	LD	001927	08-06	93211	3/7/2006	D:ALLOCATION FACTOR		2,662.58	0.00		
PO	R	058271	08-06		2/1/2006	NON STOCK DIRECTLY CHARGED TO		34.56	0.00		
GJ	LD	001960	09-06	93211	4/11/2006	D:ALLOCATION FACTOR		3,460.88	0.00		
GJ	LD	001989	10-06	93211	5/10/2006	D:ALLOCATION FACTOR		2,626.75	0.00		
GJ	LD	002013	11-06	93211	6/5/2006	D:ALLOCATION FACTOR		2,693.15	0.00		
GJ	LD	002054	12-06	93211	7/14/2006	D:ALLOCATION FACTOR		4,652.99	0.00		
Acct:	932110	SUPPORT SERVICES EXP									General
IN	CT	053140	01-06	917	7/14/2005	Summary Release		175.01	0.00		
GJ	GL	001700	01-06	COU01	8/5/2005	CO USE ELECTRIC & WATER		1,825.52	0.00		
GJ	LS	001717	01-06	93211	8/17/2005	S:ALLOCATION FACTOR		0.00	6,751.74		
PO	R	053401	01-06		7/26/2005	NON STOCK DIRECTLY CHARGED TO		2,638.65	0.00		
AP	VO	041998	01-06	048452	6/29/2005	Summary Release		2,112.56	0.00		
IN	CT	053791	02-06	908	8/8/2005	Summary Release		45.31	0.00		
GJ	GL	001730	02-06	COU02	9/6/2005	CO USE ELECTRIC & WATER		1,991.26	0.00		
GJ	LS	001740	02-06	93211	9/12/2005	S:ALLOCATION FACTOR		0.00	4,057.57		
PO	R	054119	02-06		8/25/2005	NON STOCK DIRECTLY CHARGED TO		668.36	0.00		
AP	VO	042504	02-06	049096	8/25/2005	Summary Release		1,352.64	0.00		
IN	CT	054500	03-06	911	9/7/2005	Summary Release		6.33	0.00		
GJ	GL	001762	03-06	COU03	10/6/2005	CO USE ELECTRIC & WATER		2,028.10	0.00		
GJ	LS	001775	03-06	93211	10/19/2005	S:ALLOCATION FACTOR		0.00	5,309.32		
PO	R	055116	03-06		9/28/2005	NON STOCK DIRECTLY CHARGED TO		1,692.89	0.00		
AP	VO	043020	03-06	049689	9/23/2005	Summary Release		1,582.00	0.00		
IN	CT	056002	04-06	911	10/27/2005	Summary Release		82.55	0.00		
GJ	GL	001784	04-06	COU04	11/11/2005	CO USE ELECTRIC & WATER		1,722.39	0.00		
GJ	LS	001805	04-06	93211	11/10/2005	S:ALLOCATION FACTOR		0.00	6,035.91		
PO	R	055949	04-06		10/27/2005	NON STOCK DIRECTLY CHARGED TO		2,587.90	0.00		
AP	VO	043723	04-06	050531	11/15/2005	Summary Release		1,643.07	0.00		
AP	AD	044059	05-06	050921	11/15/2005	Summary Release		0.00	2.88		
IN	CT	056718	05-06	905	11/28/2005	Summary Release		28.13	0.00		
GJ	GL	001823	05-06	COU05	12/5/2005	CO USE ELECTRIC&WATER		1,491.97	0.00		
GJ	LS	001837	05-06	93211	12/13/2005	S:ALLOCATION FACTOR		0.00	4,623.36		

Date: Tuesday, December 05, 2006
 Time: 01:55PM
 User: staylor

Frankfort Plant Board
Detail General Ledger - Standard
 Periods: 01-06 Through 12-06 As of: 12/31/2006 Ledger ID: 00001

Jrnl	Tran	Bat	Per	Reference	Tran	Description	Beginning Balance	Debit Amount	Credit Amount	Ending Balance
Type	Type	Nbr	Ent	Nbr	Date					
PO	R	056678	05-06		11/29/2005	NON STOCK DIRECTLY CHARGED TO		1,830.46	0.00	1,830.46
AP	VO	044054	05-06	050914	11/15/2005	Summary Release		1,275.68	0.00	1,275.68
GJ	GL	001851	06-06	COU06	1/5/2006	CO USE ELECTRIC & WATER		1,915.55	0.00	1,915.55
GJ	LS	001865	06-06	93211	1/10/2006	S:ALLOCATION FACTOR		0.00	5,483.31	5,483.31
PO	R	057129	06-06		12/15/2005	NON STOCK DIRECTLY CHARGED TO		576.13	0.00	576.13
AP	VO	044569	06-06	051509	12/15/2005	Summary Release		2,991.63	0.00	2,991.63
IN	CT	057570	07-06	905	1/4/2006	Summary Release		6.10	0.00	6.10
GJ	GL	001877	07-06	COU07	1/3/12/2006	CO USE ELECTRIC & WATER		1,459.20	0.00	1,459.20
GJ	LS	001894	07-06	93211	2/6/2006	S:ALLOCATION FACTOR		0.00	11,027.78	11,027.78
PO	R	058150	07-06		1/27/2006	NON STOCK DIRECTLY CHARGED TO		2,098.64	0.00	2,098.64
AP	VO	045353	07-06	052375	1/27/2006	Summary Release		7,463.84	0.00	7,463.84
IN	CT	058858	08-06	920	2/24/2006	Summary Release		118.84	0.00	118.84
GJ	GL	001907	08-06	COU08	3/2/2006	CO USE ELECTRIC & WATER		1,622.31	0.00	1,622.31
GJ	LS	001927	08-06	93211	3/7/2006	S:ALLOCATION FACTOR		0.00	7,449.85	7,449.85
PO	R	058742	08-06		2/24/2006	NON STOCK DIRECTLY CHARGED TO		1,036.22	0.00	1,036.22
AP	VO	045815	08-06	052864	2/24/2006	Summary Release		4,672.48	0.00	4,672.48
IN	CT	059552	09-06	902	3/28/2006	Summary Release		38.72	0.00	38.72
GJ	GL	001952	09-06	COU09	4/8/2006	CO USE ELECTRIC & WATER		1,636.41	0.00	1,636.41
GJ	LS	001960	09-06	93211	4/11/2006	S:ALLOCATION FACTOR		0.00	9,683.49	9,683.49
PO	R	059534	09-06		3/28/2006	NON STOCK DIRECTLY CHARGED TO		2,386.28	0.00	2,386.28
AP	VO	046330	09-06	053492	3/24/2006	Summary Release		5,622.08	0.00	5,622.08
AP	AD	046823	10-06	054037	4/21/2006	Summary Release		0.00	7.94	7.94
GJ	GL	001985	10-06	JE10-3	5/9/2006	KP ERROR ACCT#		1,726.00	0.00	1,726.00
GJ	LS	001989	10-06	93211	5/10/2006	S:ALLOCATION FACTOR		0.00	7,349.60	7,349.60
PO	R	060234	10-06		4/27/2006	NON STOCK DIRECTLY CHARGED TO		1,799.94	0.00	1,799.94
AP	VO	046898	10-06	054154	4/27/2006	Summary Release		3,831.60	0.00	3,831.60
AP	AD	047139	11-06	054390	5/8/2006	Summary Release		0.00	75.00	75.00
IN	CT	061187	11-06	913	5/26/2006	Summary Release		850.96	0.00	850.96
GJ	GL	002008	11-06	COU11	6/5/2006	CO USE ELECTRIC & WATER		1,389.88	0.00	1,389.88
GJ	LS	002013	11-06	93211	6/5/2006	S:ALLOCATION FACTOR		0.00	7,535.37	7,535.37
PO	R	061121	11-06		5/26/2006	NON STOCK DIRECTLY CHARGED TO		3,091.68	0.00	3,091.68
IN	RI	061187	11-06	913	5/26/2006	Summary Release		0.00	419.15	419.15
AP	VO	047322	11-06	054618	5/17/2006	Summary Release		2,697.00	0.00	2,697.00
AP	AD	048011	12-06	055376	6/19/2006	Summary Release		0.00	153.31	153.31
IN	CT	062146	12-06	925	6/29/2006	Summary Release		178.83	0.00	178.83
GJ	GL	002042	12-06	JE12-3	7/10/2006	KP ERROR ACCT#		2,863.29	0.00	2,863.29
GJ	LS	002054	12-06	93211	7/14/2006	S:ALLOCATION FACTOR		0.00	13,019.00	13,019.00
PO	R	062136	12-06		6/30/2006	NON STOCK DIRECTLY CHARGED TO		7,242.49	0.00	7,242.49

Date: Tuesday, December 05, 2006
 Time: 01:55PM
 User: staylor

Frankfort Plant Board
Detail General Ledger - Standard
 Periods: 01-06 Through 12-06 As of: 12/31/2006 Ledger ID: 00001

Jrnl	Tran	Bat	Per	Reference	Tran	Description	Beginning Balance	Debit Amount	Credit Amount	Ending Balance
AP	VO	048310	12-06	055687	7/21/2006	Summary Release		3,104.60	0.00	
PO	X	061952	12-06		6/28/2006	NON STOCK DIRECTLY CHARGED TO		0.00	216.90	
Acct: 932110 Total							0.00	177,587.80	89,220.98	88,366.82

Acct:	932120	SUPPORT SERVICES PAYROLL	Sub:	10	Electric					
GJ	LD	001717	01-06	93212	8/17/2005	D:ALLOCATION FACTOR		7,213.66	0.00	
GJ	LD	001740	02-06	93212	9/12/2005	D:ALLOCATION FACTOR		13,022.05	0.00	
GJ	LD	001775	03-06	93212	10/19/2005	D:ALLOCATION FACTOR		18,947.84	0.00	
GJ	LD	001805	04-06	93212	11/10/2005	D:ALLOCATION FACTOR		11,666.20	0.00	
GJ	LD	001837	05-06	93212	12/13/2005	D:ALLOCATION FACTOR		12,507.35	0.00	
GJ	LD	001865	06-06	93212	1/10/2006	D:ALLOCATION FACTOR		11,934.27	0.00	
GJ	LD	001894	07-06	93212	2/6/2006	D:ALLOCATION FACTOR		11,014.72	0.00	
GJ	LD	001927	08-06	93212	3/7/2006	D:ALLOCATION FACTOR		12,117.85	0.00	
GJ	LD	001960	09-06	93212	4/11/2006	D:ALLOCATION FACTOR		17,287.50	0.00	
GJ	LD	001989	10-06	93212	5/10/2006	D:ALLOCATION FACTOR		11,089.54	0.00	
GJ	LD	002013	11-06	93212	6/5/2006	D:ALLOCATION FACTOR		11,938.93	0.00	
GJ	LD	002054	12-06	93212	7/14/2006	D:ALLOCATION FACTOR		18,865.06	0.00	
Acct: 932120 SUPPORT SERVICES PAYROLL					Sub:	20	Water			
GJ	LD	001717	01-06	93212	8/17/2005	D:ALLOCATION FACTOR		5,307.94	0.00	
GJ	LD	001740	02-06	93212	9/12/2005	D:ALLOCATION FACTOR		9,581.86	0.00	
GJ	LD	001775	03-06	93212	10/19/2005	D:ALLOCATION FACTOR		13,942.17	0.00	
GJ	LD	001805	04-06	93212	11/10/2005	D:ALLOCATION FACTOR		8,584.21	0.00	
GJ	LD	001837	05-06	93212	12/13/2005	D:ALLOCATION FACTOR		9,203.14	0.00	
GJ	LD	001865	06-06	93212	1/10/2006	D:ALLOCATION FACTOR		8,781.45	0.00	
GJ	LD	001894	07-06	93212	2/6/2006	D:ALLOCATION FACTOR		8,104.84	0.00	
GJ	LD	001927	08-06	93212	3/7/2006	D:ALLOCATION FACTOR		8,916.54	0.00	
GJ	LD	001960	09-06	93212	4/11/2006	D:ALLOCATION FACTOR		12,720.46	0.00	
GJ	LD	001989	10-06	93212	5/10/2006	D:ALLOCATION FACTOR		8,159.89	0.00	
GJ	LD	002013	11-06	93212	6/5/2006	D:ALLOCATION FACTOR		8,784.88	0.00	
GJ	LD	002054	12-06	93212	7/14/2006	D:ALLOCATION FACTOR		13,881.26	0.00	
Acct: 932120 SUPPORT SERVICES PAYROLL					Sub:	30	Cable			
GJ	LD	001717	01-06	93212	8/17/2005	D:ALLOCATION FACTOR		6,964.24	0.00	
GJ	LD	001740	02-06	93212	9/12/2005	D:ALLOCATION FACTOR		12,571.80	0.00	
GJ	LD	001775	03-06	93212	10/19/2005	D:ALLOCATION FACTOR		18,292.70	0.00	
GJ	LD	001805	04-06	93212	11/10/2005	D:ALLOCATION FACTOR		11,262.83	0.00	
GJ	LD	001837	05-06	93212	12/13/2005	D:ALLOCATION FACTOR		12,074.90	0.00	
GJ	LD	001865	06-06	93212	1/10/2006	D:ALLOCATION FACTOR		11,521.63	0.00	
GJ	LD	001894	07-06	93212	2/6/2006	D:ALLOCATION FACTOR		10,633.88	0.00	

Date: Tuesday, December 05, 2006
 Time: 01:55PM
 User: staylor

Frankfort Plant Board
Detail General Ledger - Standard
 Periods: 01-06 Through 12-06 As of: 12/3/2006 Ledger ID: 00001

Jrnl	Tran	Bat	Per	Ent	Reference	Tran	Description	Beginning Balance	Debit Amount	Credit Amount	Ending Balance
Type	Type	Nbr			Nbr	Date					
Acct: 932130 INVENTORY ADJUSTMENTS											
GJ	LD	001865	06-06		93914	1/10/2006	D:ALLOCATION FACTOR		103.97	0.00	0.00
GJ	LD	001894	07-06		93914	2/6/2006	D:ALLOCATION FACTOR		760.16	0.00	0.00
GJ	LD	001927	08-06		93914	3/7/2006	D:ALLOCATION FACTOR		526.97	0.00	0.00
GJ	LD	001960	09-06		93914	4/11/2006	D:ALLOCATION FACTOR		0.00	138.05	138.05
GJ	LD	001989	10-06		93914	5/10/2006	D:ALLOCATION FACTOR		2,817.85	0.00	0.00
GJ	LD	002013	11-06		93914	6/5/2006	D:ALLOCATION FACTOR		1,115.76	0.00	0.00
GJ	LD	002054	12-06		93914	7/14/2006	D:ALLOCATION FACTOR		2,504.55	2,987.00	2,987.00
Sub: 20											
GJ	LD	001717	01-06		93914	8/17/2005	D:ALLOCATION FACTOR		652.34	103.55	0.00
GJ	LD	001740	02-06		93914	9/12/2005	D:ALLOCATION FACTOR		296.92	0.00	0.00
GJ	LD	001775	03-06		93914	10/19/2005	D:ALLOCATION FACTOR		207.16	23.22	23.22
GJ	LD	001805	04-06		93914	11/10/2005	D:ALLOCATION FACTOR		684.48	0.00	0.00
GJ	LD	001837	05-06		93914	12/13/2005	D:ALLOCATION FACTOR		820.43	0.00	0.00
GJ	LD	001865	06-06		93914	1/10/2006	D:ALLOCATION FACTOR		28.68	0.00	0.00
GJ	LD	001894	07-06		93914	2/6/2006	D:ALLOCATION FACTOR		209.68	0.00	0.00
GJ	LD	001927	08-06		93914	3/7/2006	D:ALLOCATION FACTOR		145.36	0.00	0.00
GJ	LD	001960	09-06		93914	4/11/2006	D:ALLOCATION FACTOR		0.00	38.08	38.08
GJ	LD	001989	10-06		93914	5/10/2006	D:ALLOCATION FACTOR		777.28	0.00	0.00
GJ	LD	002013	11-06		93914	6/5/2006	D:ALLOCATION FACTOR		307.78	0.00	0.00
GJ	LD	002054	12-06		93914	7/14/2006	D:ALLOCATION FACTOR		690.86	823.94	823.94
Sub: 30											
GJ	LD	001717	01-06		93914	8/17/2005	D:ALLOCATION FACTOR		460.05	73.02	0.00
GJ	LD	001740	02-06		93914	9/12/2005	D:ALLOCATION FACTOR		209.40	0.00	0.00
GJ	LD	001775	03-06		93914	10/19/2005	D:ALLOCATION FACTOR		146.10	16.37	16.37
GJ	LD	001805	04-06		93914	11/10/2005	D:ALLOCATION FACTOR		482.71	0.00	0.00
GJ	LD	001837	05-06		93914	12/13/2005	D:ALLOCATION FACTOR		578.58	0.00	0.00
GJ	LD	001865	06-06		93914	1/10/2006	D:ALLOCATION FACTOR		20.23	0.00	0.00
GJ	LD	001894	07-06		93914	2/6/2006	D:ALLOCATION FACTOR		147.88	0.00	0.00
GJ	LD	001927	08-06		93914	3/7/2006	D:ALLOCATION FACTOR		102.51	0.00	0.00
GJ	LD	001960	09-06		93914	4/11/2006	D:ALLOCATION FACTOR		0.00	26.86	26.86
GJ	LD	001989	10-06		93914	5/10/2006	D:ALLOCATION FACTOR		548.16	0.00	0.00
GJ	LD	002013	11-06		93914	6/5/2006	D:ALLOCATION FACTOR		217.05	0.00	0.00
GJ	LD	002054	12-06		93914	7/14/2006	D:ALLOCATION FACTOR		487.21	581.06	581.06
Sub: 40											
Acct: 932130 INVENTORY ADJUSTMENTS											
IN	AJ	052787	01-06		ADJCSST629	6/29/2005	Summary Release		0.00	551.96	551.96
IN	LS	001717	01-06		93213	8/17/2005	S:ALLOCATION FACTOR		551.96	0.00	0.00
IN	AJ	054600	03-06		ADJ092005	9/13/2005	Summary Release		0.00	123.75	123.75

Date: Tuesday, December 05, 2006
 Time: 01:55PM
 User: staylor

Frankfort Plant Board
Detail General Ledger - Standard
 Periods: 01-06 Through 12-06 As of: 12/31/2006 Ledger ID: 00001

Page: 306 of 318
 Report: 01620.rpt
 Company: 00001

Jrnl	Tran	Bat	Per	Ent	Reference	Tran	Tran	Description	Beginning Balance	Debit Amount	Credit Amount	Ending Balance
GJ	LS	001775	03-06		93213	10/19/2005		S.ALLOCATION FACTOR	0.00	123.75	0.00	0.00
IN	AJ	055961	04-06		ADJ102605	10/26/2005		Summary Release	58,651.83	0.00	0.00	58,651.83
			05-06						0.00	0.00	0.00	0.00
			06-06						0.00	0.00	0.00	0.00
			07-06						0.00	0.00	0.00	0.00
			08-06						0.00	0.00	0.00	0.00
			09-06						0.00	0.00	0.00	0.00
GJ	LS	001989	10-06		93213	5/10/2006		S.ALLOCATION FACTOR	0.00	0.00	868.53	868.53
IN	PI	060420	10-06		2006INV-1	4/25/2006		Summary Release	1,069.64	0.00	201.11	201.11
GJ	LS	002013	11-06		93213	6/5/2006		S.ALLOCATION FACTOR	0.00	0.00	1,589.49	1,589.49
IN	PI	060992	11-06		2006INV-4	5/15/2006		Summary Release	2,134.80	0.00	545.31	545.31
IN	AJ	061308	12-06		ADJ60506	6/5/2006		Summary Release	0.00	0.00	4,392.00	4,392.00
GJ	LS	002054	12-06		93213	7/14/2006		S.ALLOCATION FACTOR	4,392.00	0.00	0.00	0.00
Acct 932130 Total									0.00	92,622.12	72,194.68	20,427.44

Acct:	932135	FREIGHT & OTHER ADJ.	Sub:	01	Balance Sheet	0.00	92,622.12	72,194.68	20,427.44
		01-06			0.00	0.00	0.00	0.00	*
		02-06			0.00	0.00	0.00	0.00	*
		03-06			0.00	0.00	0.00	0.00	*
		04-06			0.00	0.00	0.00	0.00	*
		05-06			0.00	0.00	0.00	0.00	*
		06-06			0.00	0.00	0.00	0.00	*
		07-06			0.00	0.00	0.00	0.00	*
GJ	GL	001899	08-06		0.01	0.01	0.00	0.00	*
AP	VO	045387	08-06		-0.01	0.00	0.00	0.00	*
			09-06		0.00	0.00	0.00	0.00	*
			10-06		0.00	0.00	0.00	0.00	*
			11-06		0.00	0.00	0.00	0.00	*
			12-06		0.00	0.00	0.00	0.00	*

Acct:	932135	FREIGHT & OTHER ADJ.	Sub:	40	General	0.05	70.76	3,477.29	0.00
GJ	GL	001688	7/29/2005		KP ERROR ACCT#	0.00	0.00	0.00	0.00
GJ	LS	001717	8/17/2005		S.ALLOCATION FACTOR	3,548.00	0.00	0.00	0.00
AP	VO	041843	7/18/2005		Summary Release	0.00	1,582.75	0.00	0.00
GJ	LS	001740	9/12/2005		S.ALLOCATION FACTOR	1,582.75	0.00	0.00	0.00
AP	VO	042460	8/23/2005		Summary Release	0.00	1,104.27	0.00	0.00
GJ	LS	001775	10/19/2005		S.ALLOCATION FACTOR	1,104.27	0.00	0.00	0.00
AP	VO	042870	9/15/2005		Summary Release	0.00	650.00	0.00	0.00
AP	AD	043492	10/17/2005		Summary Release	0.00	0.00	0.00	0.00

Date: Tuesday, December 05, 2006
 Time: 01:55PM
 User: staylor

Frankfort Plant Board
Detail General Ledger - Standard

Periods: 01-06 Through 12-06 As of: 12/31/2006 Ledger ID: 00001

Acct	Jrnl	Tran	Bat	Nbr	Per	Ent	Reference	Nbr	Tran	Date	Description	Beginning Balance	Debit Amount	Credit Amount	Ending Balance
	AP	VO	043553	04-06	050441		S:ALLOCATION FACTOR	11/10/2005	Summary Release	10/24/2005	Summary Release	4,298.62	0.00	3,648.62	0.00
	AP	AD	043996	05-06	050847		Summary Release	11/11/2005	Summary Release	11/11/2005	Summary Release	0.00	0.00	637.30	0.00
	GJ	GL	001809	05-06	JE05-2		KP ERROR FREIGHT CONSOLIDATEDE	11/30/2005		12/13/2005	S:ALLOCATION FACTOR	0.00	0.00	4,373.27	0.00
	GJ	LS	001837	05-06	93914		Summary Release	11/30/2005	Summary Release	11/30/2005	S:ALLOCATION FACTOR	4,993.90	0.00	0.00	152.88
	AP	VO	044256	06-06	051147		S:ALLOCATION FACTOR	11/10/2006	Summary Release	12/29/2005	Summary Release	152.88	0.00	0.00	79.38
	GJ	LS	001865	06-06	93914		Summary Release	11/10/2006	Summary Release	1/30/2006	KP ERROR ACCT#	39.69	0.00	0.00	1,117.72
	AP	VO	044765	07-06	051740		S:ALLOCATION FACTOR	1/30/2006	Summary Release	1/25/2006	Summary Release	1,157.41	0.00	0.00	123.00
	GJ	GL	001872	07-06	JE07-3		S:ALLOCATION FACTOR	2/6/2006	Summary Release	2/23/2006	Summary Release	0.00	0.00	70.30	140.61
	AP	VO	045273	07-06	052288		Summary Release	2/23/2006	Summary Release	2/23/2006	KP ERROR ACCT#	0.00	0.00	774.84	0.00
	AP	AD	045791	08-06	052842		Summary Release	2/23/2006	Summary Release	3/7/2006	S:ALLOCATION FACTOR	968.15	0.00	0.00	989.30
	GJ	GL	001899	08-06	JE08-3		S:ALLOCATION FACTOR	2/13/2006	Summary Release	3/23/2006	Summary Release	202.99	0.00	0.00	1,263.43
	GJ	LS	001927	08-06	93914		Summary Release	3/30/2006	KP ERR ACCT #	4/11/2006	S:ALLOCATION FACTOR	2,049.74	0.00	0.00	217.20
	AP	VO	045641	09-06	052674		Summary Release	3/22/2006	Summary Release	4/26/2006	Summary Release	0.00	0.00	3,855.98	0.00
	AP	AD	046279	09-06	053418		Summary Release	4/26/2006	Summary Release	6/27/2006	POSTED TO WRONG PERIOD	0.00	0.00	3,274.76	0.00
	GJ	GL	001937	09-06	JE09-3		S:ALLOCATION FACTOR	4/11/2006	Summary Release	5/10/2006	S:ALLOCATION FACTOR	0.00	0.00	0.00	0.00
	GJ	LS	001960	09-06	93914		Summary Release	5/10/2006	Summary Release	4/26/2006	Summary Release	3,491.96	0.00	0.00	3,384.81
	AP	VO	046264	10-06	053401		Summary Release	4/26/2006	Summary Release	5/8/2006	Summary Release	0.00	0.00	0.05	51.10
	AP	AD	046876	10-06	054132		Summary Release	6/11/2006	KP ERROR ACCT#	6/5/2006	S:ALLOCATION FACTOR	0.00	0.00	0.00	0.00
	AP	GL	002019	12-06	JE-123		S:ALLOCATION FACTOR	6/27/2006	Summary Release	5/26/2006	Summary Release	3,435.96	0.00	0.00	3,400.10
	GJ	LS	001989	10-06	93914		Summary Release	5/10/2006	Summary Release	6/30/2006	Summary Release	0.00	0.00	1,267.51	0.00
	AP	VO	046875	10-06	054131		Summary Release	4/26/2006	Summary Release	7/6/2006	KP ERROR ACCT#	3,855.98	0.00	3,682.62	0.00
	AP	AD	047131	11-06	054382		Summary Release	5/8/2006	Summary Release	7/14/2006	S:ALLOCATION FACTOR	4,494.25	0.00	0.00	0.00
	GJ	GL	002000	11-06	JE11-3		S:ALLOCATION FACTOR	6/11/2006	Summary Release	6/28/2006	Summary Release	35,463.57	0.00	39,319.55	-3,855.98
	GJ	LS	002013	11-06	93914		Summary Release	6/5/2006	Summary Release	6/28/2006	Summary Release	0.00	0.00	0.00	0.00
	AP	VO	047556	11-06	054866		Summary Release	5/26/2006	Summary Release	8/17/2005	D:ALLOCATION FACTOR	330.94	0.00	0.00	0.00
	AP	AD	048297	12-06	055672		Summary Release	6/30/2006	Summary Release	9/12/2005	D:ALLOCATION FACTOR	28.71	0.00	0.00	0.00
	GJ	GL	002035	12-06	JE12-3		KP ERROR ACCT#	7/6/2006	KP ERROR ACCT#	10/19/2005	D:ALLOCATION FACTOR	557.58	0.00	0.00	0.00
	GJ	LS	002054	12-06	93914		S:ALLOCATION FACTOR	7/14/2006	S:ALLOCATION FACTOR	11/10/2005	D:ALLOCATION FACTOR	241.88	0.00	0.00	0.00
	AP	VO	048220	12-06	055595		Summary Release	6/28/2006	Summary Release						
	Acct		932135	Total								0.00	35,463.57	39,319.55	-3,855.98
	Acct		932140	COST OF SALES CLEARING											
	GJ	LD	001717	01-06	93214		D:ALLOCATION FACTOR	8/17/2005	D:ALLOCATION FACTOR				330.94	0.00	0.00
	GJ	LD	001740	02-06	93214		D:ALLOCATION FACTOR	9/12/2005	D:ALLOCATION FACTOR				28.71	0.00	0.00
	GJ	LD	001775	03-06	93214		D:ALLOCATION FACTOR	10/19/2005	D:ALLOCATION FACTOR				557.58	0.00	0.00
	GJ	LD	001805	04-06	93214		D:ALLOCATION FACTOR	11/10/2005	D:ALLOCATION FACTOR				241.88	0.00	0.00

Date: Tuesday, December 05, 2006
 Time: 01:55PM
 User: staylor

Frankfort Plant Board
Detail General Ledger - Standard
 Periods: 01-06 Through 12-06 As of: 12/3/2006 Ledger ID: 00001

Jrnl	Tran	Bat	Per	Ent	Reference	Tran	Tran	Description	Beginning Balance	Debit Amount	Credit Amount	Ending Balance
Type	Type	Nbr	Ent	Nbr		Date						
GJ	LD	001837	05-06		93214	12/13/2005		D:ALLOCATION FACTOR	80.23	0.00	0.00	*
			06-06						0.00			
GJ	LD	001894	07-06		93214	2/6/2006		D:ALLOCATION FACTOR	159.50	0.00	0.00	
GJ	LD	001927	08-06		93214	3/7/2006		D:ALLOCATION FACTOR	143.19	0.00	0.00	
GJ	LD	001960	09-06		93214	4/11/2006		D:ALLOCATION FACTOR	182.76	0.00	0.00	
GJ	LD	001989	10-06		93214	5/10/2006		D:ALLOCATION FACTOR	975.95	0.00	0.00	
GJ	LD	002013	11-06		93214	6/5/2006		D:ALLOCATION FACTOR	335.41	0.00	0.00	
GJ	LD	002054	12-06		93214	7/14/2006		D:ALLOCATION FACTOR	322.38	0.00	0.00	
Acct: 932140 COST OF SALES CLEARING												
						Sub: 20				Water		
GJ	LD	001717	01-06		93214	8/17/2005		D:ALLOCATION FACTOR	243.51	0.00	0.00	
GJ	LD	001740	02-06		93214	9/12/2005		D:ALLOCATION FACTOR	21.12	0.00	0.00	
GJ	LD	001775	03-06		93214	10/19/2005		D:ALLOCATION FACTOR	410.28	0.00	0.00	
GJ	LD	001805	04-06		93214	11/10/2005		D:ALLOCATION FACTOR	177.98	0.00	0.00	
GJ	LD	001837	05-06		93214	12/13/2005		D:ALLOCATION FACTOR	59.04	0.00	0.00	
			06-06						0.00			*
GJ	LD	001894	07-06		93214	2/6/2006		D:ALLOCATION FACTOR	117.37	0.00	0.00	
GJ	LD	001927	08-06		93214	3/7/2006		D:ALLOCATION FACTOR	105.36	0.00	0.00	
GJ	LD	001960	09-06		93214	4/11/2006		D:ALLOCATION FACTOR	134.48	0.00	0.00	
GJ	LD	001989	10-06		93214	5/10/2006		D:ALLOCATION FACTOR	718.12	0.00	0.00	
GJ	LD	002013	11-06		93214	6/5/2006		D:ALLOCATION FACTOR	246.80	0.00	0.00	
GJ	LD	002054	12-06		93214	7/14/2006		D:ALLOCATION FACTOR	237.21	0.00	0.00	
Acct: 932140 COST OF SALES CLEARING												
						Sub: 30				Cable		
GJ	LD	001717	01-06		93214	8/17/2005		D:ALLOCATION FACTOR	319.50	0.00	0.00	
GJ	LD	001740	02-06		93214	9/12/2005		D:ALLOCATION FACTOR	27.71	0.00	0.00	
GJ	LD	001775	03-06		93214	10/19/2005		D:ALLOCATION FACTOR	538.30	0.00	0.00	
GJ	LD	001805	04-06		93214	11/10/2005		D:ALLOCATION FACTOR	233.51	0.00	0.00	
GJ	LD	001837	05-06		93214	12/13/2005		D:ALLOCATION FACTOR	77.46	0.00	0.00	
			06-06						0.00			*
GJ	LD	001894	07-06		93214	2/6/2006		D:ALLOCATION FACTOR	153.99	0.00	0.00	
GJ	LD	001927	08-06		93214	3/7/2006		D:ALLOCATION FACTOR	138.25	0.00	0.00	
GJ	LD	001960	09-06		93214	4/11/2006		D:ALLOCATION FACTOR	176.43	0.00	0.00	
GJ	LD	001989	10-06		93214	5/10/2006		D:ALLOCATION FACTOR	942.20	0.00	0.00	
GJ	LD	002013	11-06		93214	6/5/2006		D:ALLOCATION FACTOR	323.82	0.00	0.00	
GJ	LD	002054	12-06		93214	7/14/2006		D:ALLOCATION FACTOR	311.24	0.00	0.00	
Acct: 932140 COST OF SALES CLEARING												
						Sub: 40				General		
IN	CT	053129	01-06		906	7/14/2005		Summary Release	893.95	0.00	0.00	
IN	LS	001717	01-06		93214	8/17/2005		S:ALLOCATION FACTOR	0.00	893.95	0.00	
IN	CT	053798	02-06		915	8/9/2005		Summary Release	77.54	0.00	0.00	

Date: Tuesday, December 05, 2006
 Time: 01:55PM
 User: staylor

Frankfort Plant Board
Detail General Ledger - Standard

Page: 309 of 318
 Report: 01620.rpt
 Company: 00001

Periods: 01-06 Through 12-06 As of: 12/3/2006 Ledger ID: 00001

Jrnl	Tran	Bat	Per	Reference	Tran	Description	Beginning	Debit	Credit	Ending
Type	Type	Nbr	Ent	Nbr	Date		Balance	Amount	Amount	Balance
GJ	LS	001740	02-06	93214	9/12/2005	S:ALLOCATION FACTOR		0.00	77.54	
IN	CT	055182	03-06	923	9/29/2005	Summary Release		1,506.16	0.00	
GJ	LS	001775	03-06	93214	10/19/2005	S:ALLOCATION FACTOR		0.00	1,506.16	
IN	CT	056001	04-06	911	10/27/2005	Summary Release		653.37	0.00	
GJ	LS	001805	04-06	93214	11/10/2005	S:ALLOCATION FACTOR		0.00	653.37	
IN	CT	056715	05-06	902	11/28/2005	Summary Release		216.73	0.00	
GJ	LS	001837	05-06	93214	12/13/2005	S:ALLOCATION FACTOR		0.00	216.73	
			06-06					0.00	0.00	
IN	CT	057566	07-06	901	1/4/2006	Summary Release		430.86	0.00	
GJ	LS	001894	07-06	93214	2/6/2006	S:ALLOCATION FACTOR		0.00	430.86	
IN	CT	058840	08-06	907	2/24/2006	Summary Release		386.80	0.00	
GJ	LS	001927	08-06	93214	3/7/2006	S:ALLOCATION FACTOR		0.00	386.80	
IN	CT	059568	09-06	918	3/28/2006	Summary Release		783.67	0.00	
GJ	LS	001960	09-06	93214	4/11/2006	S:ALLOCATION FACTOR		0.00	493.67	
IN	RI	059554	09-06	904	3/28/2006	Summary Release		0.00	290.00	
IN	CT	060382	10-06	917	4/24/2006	Summary Release		2,636.27	0.00	
GJ	LS	001989	10-06	93214	5/10/2006	S:ALLOCATION FACTOR		0.00	2,636.27	
IN	CT	060898	11-06	910	5/15/2006	Summary Release		685.08	0.00	
GJ	GL	002006	11-06	JE11-3	6/2/2006	KP ERROR ACCT#		220.95	0.00	
GJ	LS	002013	11-06	93214	6/5/2006	S:ALLOCATION FACTOR		0.00	906.03	
IN	CT	062146	12-06	927	6/29/2006	Summary Release		870.83	0.00	
GJ	LS	002054	12-06	93214	7/14/2006	S:ALLOCATION FACTOR		0.00	870.83	
Acct 932140 Total							0.00	18,434.42	9,362.21	9,072.21

Acct:	932200	AUTO & TRUCK REPAIR EXPENSE	Sub: 10		Electric	Water
GJ	LD	001717	01-06	9322	4,675.12	0.00
GJ	LD	001740	02-06	9322	15,659.82	0.00
GJ	LD	001775	03-06	9322	0.00	2,623.05
GJ	LD	001805	04-06	9322	16,416.73	0.00
GJ	LD	001837	05-06	9322	0.00	4,057.74
GJ	LD	001865	06-06	9322	6,343.01	0.00
GJ	LD	001894	07-06	9322	6,298.05	0.00
GJ	LD	001927	08-06	9322	8,235.98	0.00
GJ	LD	001960	09-06	9322	5,482.31	0.00
GJ	LD	001989	10-06	9322	8,236.55	0.00
GJ	LD	002013	11-06	9322	6,859.97	0.00
GJ	LD	002054	12-06	9322	18,181.20	0.00
Acct: 932200 AUTO & TRUCK REPAIR EXPENSE Sub: 20						

Date: Tuesday, December 05, 2006
 Time: 01:55PM
 User: staylor

Frankfort Plant Board
Detail General Ledger - Standard
 Periods: 01-06 Through 12-06 As of: 12/31/2006 Ledger ID: 00001

Page: 310 of 318
 Report: 01620.rpt
 Company: 00001

Acct:	Jrnl	Tran	Bat	Per	Reference	Tran	Tran	Beginning	Debit	Credit	Ending
	Type	Type	Nbr	Ent	Nbr	Date	Description	Balance	Amount	Amount	Balance
	GJ	LD	001717	01-06	9322	8/17/2005	D:ALLOCATION FACTOR		2,918.15	0.00	
	GJ	LD	001740	02-06	9322	9/12/2005	D:ALLOCATION FACTOR		9,774.68	0.00	
	GJ	LD	001775	03-06	9322	10/19/2005	D:ALLOCATION FACTOR		0.00	1,637.28	
	GJ	LD	001805	04-06	9322	11/10/2005	D:ALLOCATION FACTOR		10,247.13	0.00	
	GJ	LD	001837	05-06	9322	12/13/2005	D:ALLOCATION FACTOR		0.00	2,532.79	
	GJ	LD	001865	06-06	9322	1/10/2006	D:ALLOCATION FACTOR		3,959.23	0.00	
	GJ	LD	001894	07-06	9322	2/6/2006	D:ALLOCATION FACTOR		3,931.17	0.00	
	GJ	LD	001927	08-06	9322	3/7/2006	D:ALLOCATION FACTOR		5,140.80	0.00	
	GJ	LD	001960	09-06	9322	4/11/2006	D:ALLOCATION FACTOR		3,421.99	0.00	
	GJ	LD	001989	10-06	9322	5/10/2006	D:ALLOCATION FACTOR		5,141.16	0.00	
	GJ	LD	002013	11-06	9322	6/5/2006	D:ALLOCATION FACTOR		4,281.91	0.00	
	GJ	LD	002054	12-06	9322	7/14/2006	D:ALLOCATION FACTOR		11,348.49	0.00	
Acct: 932200						Sub: 30					
											Cable
	GJ	LD	001717	01-06	9322	8/17/2005	D:ALLOCATION FACTOR		2,877.32	0.00	
	GJ	LD	001740	02-06	9322	9/12/2005	D:ALLOCATION FACTOR		9,637.89	0.00	
	GJ	LD	001775	03-06	9322	10/19/2005	D:ALLOCATION FACTOR		0.00	1,614.37	
	GJ	LD	001805	04-06	9322	11/10/2005	D:ALLOCATION FACTOR		10,103.73	0.00	
	GJ	LD	001837	05-06	9322	12/13/2005	D:ALLOCATION FACTOR		0.00	2,497.35	
	GJ	LD	001865	06-06	9322	1/10/2006	D:ALLOCATION FACTOR		3,903.82	0.00	
	GJ	LD	001894	07-06	9322	2/6/2006	D:ALLOCATION FACTOR		3,876.15	0.00	
	GJ	LD	001927	08-06	9322	3/7/2006	D:ALLOCATION FACTOR		5,068.86	0.00	
	GJ	LD	001960	09-06	9322	4/11/2006	D:ALLOCATION FACTOR		3,374.11	0.00	
	GJ	LD	001989	10-06	9322	5/10/2006	D:ALLOCATION FACTOR		5,069.22	0.00	
	GJ	LD	002013	11-06	9322	6/5/2006	D:ALLOCATION FACTOR		4,222.00	0.00	
	GJ	LD	002054	12-06	9322	7/14/2006	D:ALLOCATION FACTOR		11,189.69	0.00	
Acct: 932200						Sub: 40					General
	IN	CT	053137	01-06	914	7/14/2005	Summary Release		3.82	0.00	
	GJ	LS	001717	01-06	9322	8/17/2005	S:ALLOCATION FACTOR		0.00	10,470.59	
	PO	R	053459	01-06		7/28/2005	NON STOCK DIRECTLY CHARGED TO		10,334.04	0.00	
	AP	VO	041942	01-06	048396	7/26/2005	Summary Release		144.77	0.00	
	PO	X	052789	01-06		6/29/2005	NON STOCK DIRECTLY CHARGED TO		0.00	12.04	
	IN	CT	053794	02-06	911	8/8/2005	Summary Release		66.71	0.00	
	GJ	GL	001725	02-06	OCS02	9/1/2005	AUGUST CHARGE SALES		0.00	4,109.64	
	GJ	LS	001740	02-06	9322	9/12/2005	S:ALLOCATION FACTOR		0.00	35,072.39	
	PO	R	054184	02-06		8/26/2005	NON STOCK DIRECTLY CHARGED TO		39,293.38	0.00	
	AP	VO	042532	02-06	049136	8/26/2005	Summary Release		216.22	0.00	
	PO	X	053619	02-06		8/4/2005	NON STOCK DIRECTLY CHARGED TO		0.00	394.28	
	AP	AD	042712	03-06	049345	9/8/2005	Summary Release		0.00	29.86	

Date: Tuesday, December 05, 2006
 Time: 01:55PM
 User: staylor

Frankfort Plant Board
Detail General Ledger - Standard
 Periods: 01-06 Through 12-06 As of: 12/31/2006 Ledger ID: 00001

Page: 311 of 318
 Report: 01620.rpt
 Company: 00001

Jrnl	Tran	Bat	Per	Reference	Tran	Description	Beginning Balance	Debit Amount	Credit Amount	Ending Balance
Type	Type	Nbr	Ent	Nbr	Date					
IN	CT	055190	03-06	931	9/29/2005	Summary Release		71.87	0.00	71.87
GJ	GL	001756	03-06	OCS03	9/30/2005	SEPTEMBER CHARGE SALES		0.00	19,433.87	19,433.87
GJ	LS	001775	03-06	9322	10/19/2005	S:ALLOCATION FACTOR		5,874.70	0.00	13,559.17
PO	R	055124	03-06		9/29/2005	NON STOCK DIRECTLY CHARGED TO		13,463.38	0.00	13,463.38
AP	VO	043048	03-06	049725	9/26/2005	Summary Release		235.85	0.00	13,227.53
PO	X	054725	03-06		9/15/2005	NON STOCK DIRECTLY CHARGED TO		0.00	182.07	13,045.46
AP	AD	043616	04-06	050402	10/21/2005	Summary Release		0.00	251.31	12,794.15
IN	CT	055992	04-06	902	10/27/2005	Summary Release		15.55	0.00	12,778.60
GJ	GL	001783	04-06	OCS04	10/30/2005	OCTOBER OTHER CHARGE SALES		0.00	166.25	12,612.35
GJ	LS	001805	04-06	9322	11/10/2005	S:ALLOCATION FACTOR		0.00	36,767.59	12,245.76
PO	R	056017	04-06		10/28/2005	NON STOCK DIRECTLY CHARGED TO		36,693.59	0.00	12,245.76
AP	VO	043514	04-06	050289	10/18/2005	Summary Release		476.01	0.00	11,769.75
IN	CT	056719	05-06	906	11/28/2005	Summary Release		13.13	0.00	11,756.62
GJ	GL	001814	05-06	OCS05	12/1/2005	NOVEMBER CHARGE SALES		0.00	20,232.83	11,756.62
GJ	LS	001837	05-06	9322	12/13/2005	S:ALLOCATION FACTOR		9,087.88	0.00	2,668.74
PO	R	056673	05-06		11/29/2005	NON STOCK DIRECTLY CHARGED TO		10,732.60	0.00	2,668.74
AP	VO	043976	05-06	050827	11/10/2005	Summary Release		399.22	0.00	2,269.52
AP	AD	044344	06-06	051244	12/5/2005	Summary Release		0.00	348.43	1,921.09
GJ	GL	001845	06-06	CS06	1/3/2006	DECEMBER OTHER CASH RECEIPTS		0.00	928.50	992.59
GJ	LS	001865	06-06	9322	1/10/2006	S:ALLOCATION FACTOR		0.00	14,206.06	1,116.78
PO	R	057444	06-06		12/28/2005	NON STOCK DIRECTLY CHARGED TO		15,485.92	0.00	1,116.78
AP	VO	044689	06-06	051662	12/22/2005	Summary Release		-2.93	0.00	1,119.71
AP	AD	044972	07-06	051971	1/10/2006	Summary Release		0.00	1,116.78	0.00
IN	CT	057571	07-06	906	1/4/2006	Summary Release		84.92	0.00	0.00
GJ	GL	001871	07-06	JE07-3	1/30/2006	KP ERROR ACCT#		8.00	228.50	0.00
GJ	LS	001894	07-06	9322	2/6/2006	S:ALLOCATION FACTOR		0.00	14,105.37	0.00
PO	R	058118	07-06		1/27/2006	NON STOCK DIRECTLY CHARGED TO		15,024.01	0.00	0.00
AP	VO	045259	07-06	052274	1/24/2006	Summary Release		333.72	0.00	0.00
AP	AD	045771	08-06	052820	2/22/2006	Summary Release		0.00	3,339.22	0.00
GJ	GL	001905	08-06	RS08	3/1/2006	FEBRUARY CASH RECEIPTS		0.00	623.50	0.00
GJ	LS	001927	08-06	9322	3/7/2006	S:ALLOCATION FACTOR		0.00	18,445.64	0.00
PO	R	058740	08-06		2/24/2006	NON STOCK DIRECTLY CHARGED TO		19,290.72	0.00	0.00
AP	VO	045713	08-06	052758	2/17/2006	Summary Release		3,117.64	0.00	0.00
AP	AD	046032	09-06	053157	3/7/2006	Summary Release		0.00	2.90	0.00
GJ	GL	001935	09-06	JE09-3	3/29/2006	KP ERROR ACCT#		18.23	64.00	0.00
GJ	LS	001960	09-06	9322	4/11/2006	S:ALLOCATION FACTOR		0.00	12,278.41	0.00
PO	R	059527	09-06		3/28/2006	NON STOCK DIRECTLY CHARGED TO		11,893.04	0.00	0.00
AP	VO	046381	09-06	053579	3/29/2006	Summary Release		441.29	0.00	0.00

Date: Tuesday, December 05, 2006
 Time: 01:55PM
 User: staylor

Frankfort Plant Board
Detail General Ledger - Standard

Page: 312 of 318
 Report: 01620.rpt
 Company: 00001

Periods: 01-06 Through 12-06 As of: 12/3/2006 Ledger ID: 00001

Jrnl	Tran	Bat	Per	Reference	Tran	Tran	Beginning	Debit	Credit	Ending
Type	Type	Nbr	Ent	Nbr	Date	Description	Balance	Amount	Amount	Balance
PO	X	059437	09-06		3/23/2006	NON STOCK DIRECTLY CHARGED TO	0.00	0.00	7.25	
AP	AD	046572	10-06	053776	4/10/2006	Summary Release	0.00	0.00	76.15	
IN	CT	059891	10-06	902	4/10/2006	Summary Release	0.00	92.69	0.00	
GJ	GL	001964	10-06	JE10-3	4/27/2006	KP ERROR	0.01	0.01	30.00	
GJ	LS	001989	10-06	9322	5/10/2006	S:ALLOCATION FACTOR	0.00	0.00	18,446.93	
PO	R	060254	10-06		5/1/2006	NON STOCK DIRECTLY CHARGED TO	18,269.53	190.85	0.00	
AP	VO	046773	10-06	053985	4/19/2006	Summary Release	0.00	0.00	0.00	
AP	AD	047429	11-06	054738	5/23/2006	Summary Release	0.00	0.00	1,027.68	
IN	CT	060899	11-06	911	5/15/2006	Summary Release	0.00	57.71	0.00	
GJ	LS	002013	11-06	9322	6/5/2006	S:ALLOCATION FACTOR	0.00	0.00	15,363.88	
PO	R	061110	11-06		5/26/2006	NON STOCK DIRECTLY CHARGED TO	15,409.02	924.83	0.00	
AP	VO	047525	11-06	054835	5/26/2006	Summary Release	0.00	0.00	0.00	
AP	AD	047965	12-06	055330	6/15/2006	Summary Release	0.00	0.00	693.15	
IN	CT	062146	12-06	923	6/29/2006	Summary Release	0.00	34.18	0.00	
GJ	GL	002053	12-06	FYE1	7/6/2006	YEAR END A/P ACCRUALS	0.00	762.50	235.00	
GJ	LS	002054	12-06	9322	7/14/2006	S:ALLOCATION FACTOR	0.00	0.00	40,719.38	
PO	R	062131	12-06		6/30/2006	NON STOCK DIRECTLY CHARGED TO	38,054.09	3,209.65	0.00	
AP	VO	048296	12-06	055671	6/30/2006	Summary Release	0.00	0.00	0.00	
PO	X	062119	12-06		6/29/2006	NON STOCK DIRECTLY CHARGED TO	0.00	0.00	412.89	
Acct 932200 Total							0.00	485,698.58	284,784.92	200,913.66
Acct:	932210	AUTO & TRUCK REPAIR PAYROLL		Sub:	10	Electric				
GJ	LD	001717	01-06	93221	8/17/2005	D:ALLOCATION FACTOR	3,291.78	0.00	0.00	
GJ	LD	001740	02-06	93221	9/12/2005	D:ALLOCATION FACTOR	6,048.36	0.00	0.00	
GJ	LD	001775	03-06	93221	10/19/2005	D:ALLOCATION FACTOR	9,349.64	0.00	0.00	
GJ	LD	001805	04-06	93221	11/10/2005	D:ALLOCATION FACTOR	6,003.10	0.00	0.00	
GJ	LD	001837	05-06	93221	12/13/2005	D:ALLOCATION FACTOR	5,923.36	0.00	0.00	
GJ	LD	001865	06-06	93221	1/10/2006	D:ALLOCATION FACTOR	6,298.84	0.00	0.00	
GJ	LD	001894	07-06	93221	2/6/2006	D:ALLOCATION FACTOR	5,881.65	0.00	0.00	
GJ	LD	001927	08-06	93221	3/7/2006	D:ALLOCATION FACTOR	6,239.30	0.00	0.00	
GJ	LD	001960	09-06	93221	4/11/2006	D:ALLOCATION FACTOR	9,392.90	0.00	0.00	
GJ	LD	001989	10-06	93221	5/10/2006	D:ALLOCATION FACTOR	6,280.06	0.00	0.00	
GJ	LD	002013	11-06	93221	6/5/2006	D:ALLOCATION FACTOR	6,311.24	0.00	0.00	
GJ	LD	002054	12-06	93221	7/14/2006	D:ALLOCATION FACTOR	9,056.52	0.00	0.00	
Acct:	932210	AUTO & TRUCK REPAIR PAYROLL		Sub:	20	Water				
GJ	LD	001717	01-06	93221	8/17/2005	D:ALLOCATION FACTOR	2,054.69	0.00	0.00	
GJ	LD	001740	02-06	93221	9/12/2005	D:ALLOCATION FACTOR	3,775.31	0.00	0.00	
GJ	LD	001775	03-06	93221	10/19/2005	D:ALLOCATION FACTOR	5,835.93	0.00	0.00	

Jrnl	Tran	Bat	Per	Reference	Tran	Tran	Beginning	Debit	Credit	Ending
Type	Type	Nbr	Ent	Nbr	Date	Description	Balance	Amount	Amount	Balance
GJ	LD	001805	04-06	93221	11/10/2005	D:ALLOCATION FACTOR		3,747.07	0.00	
GJ	LD	001837	05-06	93221	12/13/2005	D:ALLOCATION FACTOR		3,697.29	0.00	
GJ	LD	001865	06-06	93221	1/10/2006	D:ALLOCATION FACTOR		3,931.66	0.00	
GJ	LD	001894	07-06	93221	2/6/2006	D:ALLOCATION FACTOR		3,671.25	0.00	
GJ	LD	001927	08-06	93221	3/7/2006	D:ALLOCATION FACTOR		3,894.50	0.00	
GJ	LD	001960	09-06	93221	4/11/2006	D:ALLOCATION FACTOR		5,862.93	0.00	
GJ	LD	001989	10-06	93221	5/10/2006	D:ALLOCATION FACTOR		3,919.94	0.00	
GJ	LD	002013	11-06	93221	6/5/2006	D:ALLOCATION FACTOR		3,939.40	0.00	
GJ	LD	002054	12-06	93221	7/14/2006	D:ALLOCATION FACTOR		5,652.98	0.00	
Acct: 932210 AUTO & TRUCK REPAIR PAYROLL Sub: 30 Cable										
GJ	LD	001717	01-06	93221	8/17/2005	D:ALLOCATION FACTOR		2,025.93	0.00	
GJ	LD	001740	02-06	93221	9/12/2005	D:ALLOCATION FACTOR		3,722.49	0.00	
GJ	LD	001775	03-06	93221	10/19/2005	D:ALLOCATION FACTOR		5,754.27	0.00	
GJ	LD	001805	04-06	93221	11/10/2005	D:ALLOCATION FACTOR		3,694.63	0.00	
GJ	LD	001837	05-06	93221	12/13/2005	D:ALLOCATION FACTOR		3,645.56	0.00	
GJ	LD	001865	06-06	93221	1/10/2006	D:ALLOCATION FACTOR		3,876.64	0.00	
GJ	LD	001894	07-06	93221	2/6/2006	D:ALLOCATION FACTOR		3,619.88	0.00	
GJ	LD	001927	08-06	93221	3/7/2006	D:ALLOCATION FACTOR		3,840.00	0.00	
GJ	LD	001960	09-06	93221	4/11/2006	D:ALLOCATION FACTOR		5,780.89	0.00	
GJ	LD	001989	10-06	93221	5/10/2006	D:ALLOCATION FACTOR		3,865.08	0.00	
GJ	LD	002013	11-06	93221	6/5/2006	D:ALLOCATION FACTOR		3,884.28	0.00	
GJ	LD	002054	12-06	93221	7/14/2006	D:ALLOCATION FACTOR		5,573.87	0.00	
Acct: 932210 AUTO & TRUCK REPAIR PAYROLL Sub: 40 General										
GJ	GL	001689	01-06	RPAYACC01	7/29/2005	REVERSE EOY PAYROLL ACCRUAL		13,301.60	5,929.20	
GJ	LS	001717	01-06	93221	8/17/2005	S:ALLOCATION FACTOR		0.00	7,372.40	
GJ	GL	001721	02-06		8/18/2005	S:ALLOCATION FACTOR		13,546.16	0.00	
GJ	LS	001740	02-06	93221	9/12/2005	S:ALLOCATION FACTOR		0.00	13,546.16	
GJ	GL	001745	03-06	JE03-4	9/28/2005	REV PAYROLL POSTED TWICE 9-1-5		27,795.23	6,855.39	
GJ	LS	001775	03-06	93221	10/19/2005	S:ALLOCATION FACTOR		0.00	20,939.84	
GJ	GL	001780	04-06		10/27/2005	S:ALLOCATION FACTOR		13,444.80	0.00	
GJ	LS	001805	04-06	93221	11/10/2005	S:ALLOCATION FACTOR		0.00	13,444.80	
GJ	GL	001812	05-06		11/23/2005	S:ALLOCATION FACTOR		13,266.21	0.00	
GJ	LS	001837	05-06	93221	12/13/2005	S:ALLOCATION FACTOR		0.00	13,266.21	
GJ	GL	001855	06-06		12/22/2005	S:ALLOCATION FACTOR		14,107.14	0.00	
GJ	LS	001865	06-06	93221	1/10/2006	S:ALLOCATION FACTOR		0.00	14,107.14	
GJ	GL	001870	07-06		1/19/2006	S:ALLOCATION FACTOR		13,172.78	0.00	
GJ	LS	001894	07-06	93221	2/6/2006	S:ALLOCATION FACTOR		0.00	13,172.78	
GJ	GL	001898	08-06		2/16/2006	S:ALLOCATION FACTOR		13,973.80	0.00	

Date: Tuesday, December 05, 2006
 Time: 01:55PM
 User: staylor

Frankfort Plant Board
Detail General Ledger - Standard
 Periods: 01-06 Through 12-06 As of: 12/3/2006 Ledger ID: 00001

Page: 314 of 318
 Report: 01620.rpt
 Company: 00001

Jrnl	Tran	Bat	Per	Reference	Tran	Tran	Beginning	Debit	Credit	Ending	
Type	Type	Nbr	Ent	Nbr	Date	Description	Balance	Amount	Amount	Balance	
GJ	LS	001927	08-06	93221	3/7/2006	S.ALLOCATION FACTOR	0.00	0.00	13,973.80		
GJ	GL	001946	09-06		3/30/2006			21,036.72	0.00		
GJ	LS	001960	09-06	93221	4/11/2006	S.ALLOCATION FACTOR	0.00	0.00	21,036.72		
GJ	GL	001965	10-06		4/27/2006			14,065.08	0.00		
GJ	LS	001989	10-06	93221	5/10/2006	S.ALLOCATION FACTOR	0.00	0.00	14,065.08		
GJ	GL	001994	11-06		5/25/2006			14,134.92	0.00		
GJ	LS	002013	11-06	93221	6/5/2006	S.ALLOCATION FACTOR	0.00	0.00	14,134.92		
GJ	GL	002048	12-06	PAYACC12	7/6/2006	YEAR END PAYROLL ACCRUAL		20,283.37	0.00		
GJ	LS	002054	12-06	93221	7/14/2006	S.ALLOCATION FACTOR	0.00	0.00	20,283.37		
					Acct	932210	Total	0.00	371,471.03	192,127.81	179,343.22

Acct:	932220	AUTO & TRUCK GAS & OIL	Sub:	10	Electric					
GJ	LD	001717	01-06	93222	8/17/2005	D.ALLOCATION FACTOR		7,629.45	0.00	
GJ	LD	001740	02-06	93222	9/12/2005	D.ALLOCATION FACTOR		7,120.44	0.00	
GJ	LD	001775	03-06	93222	10/19/2005	D.ALLOCATION FACTOR		17,335.72	0.00	
GJ	LD	001805	04-06	93222	11/10/2005	D.ALLOCATION FACTOR		383.47	0.00	
GJ	LD	001837	05-06	93222	12/13/2005	D.ALLOCATION FACTOR		17,200.67	0.00	
GJ	LD	001865	06-06	93222	1/10/2006	D.ALLOCATION FACTOR		14,730.56	0.00	
GJ	LD	001894	07-06	93222	2/6/2006	D.ALLOCATION FACTOR		7,792.76	0.00	
GJ	LD	001927	08-06	93222	3/7/2006	D.ALLOCATION FACTOR		7,743.35	0.00	
GJ	LD	001960	09-06	93222	4/11/2006	D.ALLOCATION FACTOR		8,338.50	0.00	
GJ	LD	001989	10-06	93222	5/10/2006	D.ALLOCATION FACTOR		9,024.02	0.00	
GJ	LD	002013	11-06	93222	6/5/2006	D.ALLOCATION FACTOR		18,689.15	0.00	
GJ	LD	002054	12-06	93222	7/14/2006	D.ALLOCATION FACTOR		269.85	0.00	
					Sub:	20	Water			
GJ	LD	001717	01-06	93222	8/17/2005	D.ALLOCATION FACTOR		4,762.21	0.00	
GJ	LD	001740	02-06	93222	9/12/2005	D.ALLOCATION FACTOR		4,444.49	0.00	
GJ	LD	001775	03-06	93222	10/19/2005	D.ALLOCATION FACTOR		10,820.75	0.00	
GJ	LD	001805	04-06	93222	11/10/2005	D.ALLOCATION FACTOR		239.36	0.00	
GJ	LD	001837	05-06	93222	12/13/2005	D.ALLOCATION FACTOR		10,736.45	0.00	
GJ	LD	001865	06-06	93222	1/10/2006	D.ALLOCATION FACTOR		9,194.64	0.00	
GJ	LD	001894	07-06	93222	2/6/2006	D.ALLOCATION FACTOR		4,864.15	0.00	
GJ	LD	001927	08-06	93222	3/7/2006	D.ALLOCATION FACTOR		4,833.30	0.00	
GJ	LD	001960	09-06	93222	4/11/2006	D.ALLOCATION FACTOR		5,204.79	0.00	
GJ	LD	001989	10-06	93222	5/10/2006	D.ALLOCATION FACTOR		5,632.68	0.00	
GJ	LD	002013	11-06	93222	6/5/2006	D.ALLOCATION FACTOR		11,665.54	0.00	
GJ	LD	002054	12-06	93222	7/14/2006	D.ALLOCATION FACTOR		168.44	0.00	
					Sub:	30	Cable			

Acct: 932220 AUTO & TRUCK GAS & OIL Sub: 30 Cable

Date: Tuesday, December 05, 2006
 Time: 01:55PM
 User: staylor

Frankfort Plant Board
Detail General Ledger - Standard
 Periods: 01-06 Through 12-06 As of: 12/3/2006 Ledger ID: 00001

Page: 315 of 318
 Report: 01620.rpt
 Company: 00001

Jrnl	Tran	Bat	Per	Reference	Tran	Tran	Beginning	Debit	Credit	Ending
Type	Type	Nbr	Ent	Nbr	Date	Description	Balance	Amount	Amount	Balance
GJ	LD	001717	01-06	93222	8/17/2005	D:ALLOCATION FACTOR		4,695.58	0.00	
GJ	LD	001740	02-06	93222	9/12/2005	D:ALLOCATION FACTOR		4,382.30	0.00	
GJ	LD	001775	03-06	93222	10/19/2005	D:ALLOCATION FACTOR		10,669.32	0.00	
GJ	LD	001805	04-06	93222	11/10/2005	D:ALLOCATION FACTOR		236.01	0.00	
GJ	LD	001837	05-06	93222	12/13/2005	D:ALLOCATION FACTOR		10,586.21	0.00	
GJ	LD	001865	06-06	93222	1/10/2006	D:ALLOCATION FACTOR		9,065.97	0.00	
GJ	LD	001894	07-06	93222	2/6/2006	D:ALLOCATION FACTOR		4,796.08	0.00	
GJ	LD	001927	08-06	93222	3/7/2006	D:ALLOCATION FACTOR		4,765.67	0.00	
GJ	LD	001960	09-06	93222	4/11/2006	D:ALLOCATION FACTOR		5,131.97	0.00	
GJ	LD	001989	10-06	93222	5/10/2006	D:ALLOCATION FACTOR		5,553.86	0.00	
GJ	LD	002013	11-06	93222	6/5/2006	D:ALLOCATION FACTOR		11,502.30	0.00	
GJ	LD	002054	12-06	93222	7/14/2006	D:ALLOCATION FACTOR		166.07	0.00	
Acct: 932220 AUTO & TRUCK GAS & OIL										
GJ	LS	001717	01-06	93222	8/17/2005	S:ALLOCATION FACTOR		0.00	17,087.24	
PO	R	053357	01-06		7/25/2005	NON STOCK DIRECTLY CHARGED TO		16,707.78	0.00	
AP	VO	041978	01-06	048432	7/26/2005	Summary Release		379.46	0.00	
GJ	LS	001740	02-06	93222	9/12/2005	S:ALLOCATION FACTOR		0.00	15,947.23	
PO	R	053556	02-06		8/12/2005	NON STOCK DIRECTLY CHARGED TO		15,614.74	0.00	
AP	VO	042356	02-06	048908	8/15/2005	Summary Release		348.09	0.00	
PO	X	053554	02-06		8/12/2005	NON STOCK DIRECTLY CHARGED TO		0.00	15.60	
GJ	GL	001754	03-06	JE03-1	9/30/2005	RECLASS DIESEL/UNLEADED REPAIR		18,711.39	100.00	
GJ	LS	001775	03-06	93222	10/19/2005	S:ALLOCATION FACTOR		0.00	38,825.79	
PO	R	054826	03-06		9/19/2005	NON STOCK DIRECTLY CHARGED TO		20,214.40	0.00	
GJ	LS	001805	04-06	93222	11/10/2005	S:ALLOCATION FACTOR		0.00	858.84	
PO	R	055391	04-06		10/7/2005	NON STOCK DIRECTLY CHARGED TO		791.80	0.00	
AP	VO	043607	04-06	050384	10/21/2005	Summary Release		67.04	0.00	
GJ	GL	001821	05-06	JE05-1	12/5/2005	RECLASS DIESEL, UNLEAD&FLUIDS		20,200.33	0.00	
GJ	LS	001837	05-06	93222	12/13/2005	S:ALLOCATION FACTOR		0.00	38,523.33	
PO	R	056175	05-06		11/3/2005	NON STOCK DIRECTLY CHARGED TO		18,173.93	0.00	
AP	VO	044017	05-06	050875	11/14/2005	Summary Release		149.07	0.00	
GJ	GL	001847	06-06	CR06	1/3/2006	DECEMBER CASH RECEIPTS		0.00	100.00	
GJ	LS	001865	06-06	93222	1/10/2006	S:ALLOCATION FACTOR		0.00	32,991.17	
PO	R	057332	06-06		12/21/2005	NON STOCK DIRECTLY CHARGED TO		32,966.72	0.00	
AP	VO	044449	06-06	051361	12/9/2005	Summary Release		124.45	0.00	
GJ	GL	001875	07-06	CR07	1/31/2006	JANUARY CASH RECEIPTS		0.00	100.00	
GJ	LS	001894	07-06	93222	2/6/2006	S:ALLOCATION FACTOR		0.00	17,452.99	
PO	R	058058	07-06		1/25/2006	NON STOCK DIRECTLY CHARGED TO		17,388.65	0.00	
AP	VO	044990	07-06	051989	1/12/2006	Summary Release		164.34	0.00	

Date: Tuesday, December 05, 2006
 Time: 01:55PM
 User: staylor

Frankfort Plant Board
Detail General Ledger - Standard
 Periods: 01-06 Through 12-06 As of: 12/3/2006 Ledger ID: 00001

Page: 317 of 318
 Report: 01620.rpt
 Company: 00001

Jrnl	Tran	Bat	Per	Reference	Tran	Tran	Beginning	Debit	Credit	Ending
Type	Type	Nbr	Ent	Nbr	Date	Description	Balance	Amount	Amount	Balance
GJ	GL	001736	02-06	JE02-2	9/8/2005	KP ERROR ACCT#	0.00	0.00	935.00	
IN	CT	055097	03-06	734	9/28/2005	Summary Release	1,503.73	0.00	0.00	
GJ	GL	001751	03-06	JE03-3	9/30/2005	KP ERROR ACCT#	0.00	0.00	1,503.73	*
			04-06				0.00	0.00	0.00	*
			05-06				0.00	0.00	0.00	*
			06-06				0.00	0.00	0.00	*
			07-06				0.00	0.00	0.00	*
IN	CT	058589	08-06	56	2/16/2006	Summary Release	31.48	0.00	0.00	
GJ	GL	001899	08-06	JE08-3	2/23/2006	KP ERROR ACCT#	0.00	0.00	31.48	
IN	CT	059555	09-06	905	3/28/2006	Summary Release	37.37	0.00	0.00	
GJ	GL	001935	09-06	JE09-3	3/29/2006	KP ERROR ACCT#	0.00	0.00	37.37	
IN	CT	059832	10-06	609	4/7/2006	Summary Release	58.41	0.00	0.00	
GJ	GL	001968	10-06	JE10-3	4/28/2006	KP ERROR ACCT#	0.00	0.00	58.41	
IN	CT	060787	11-06	907	5/11/2006	Summary Release	220.95	0.00	0.00	
GJ	GL	002006	11-06	JE11-3	6/2/2006	KP ERROR ACCT#	0.00	0.00	220.95	
IN	CT	061552	12-06	72	6/8/2006	Summary Release	72.48	0.00	0.00	
GJ	GL	002026	12-06	JE12-3	7/3/2006	KP ERROR ACCT#	0.00	0.00	73.55	
AP	VO	047855	12-06	055187	6/12/2006	Summary Release	1.07	0.00	0.00	
Acct 999100 Total							0.00	3,492.80	3,492.80	0.00
Acct:	999310	NON-INVENTORY COGS HOLDING		Sub:	40	General				
GJ	GL	001739	02-06	JE02-1	9/12/2005	KP ERROR ACCT# COLDWATERMETER	0.00	0.00	0.00	*
PO	R	053782	02-06		8/8/2005	NON STOCK DIRECTLY CHARGED TO	3,150.00	0.00	3,150.00	
GJ	GL	001769	03-06	JE03-3	10/18/2005	KP ERROR ACCT#	0.00	0.00	6,901.50	
PO	R	054361	03-06		9/2/2005	NON STOCK DIRECTLY CHARGED TO	6,901.50	0.00	0.00	*
			04-06				0.00	0.00	0.00	
GJ	GL	001830	05-06	JE05-2	12/8/2005	KP ERROR ACCT#	0.00	0.00	221.30	
PO	R	056283	05-06		11/8/2005	NON STOCK DIRECTLY CHARGED TO	187.80	0.00	0.00	
AP	VO	043932	05-06	050780	11/8/2005	Summary Release	33.50	0.00	0.00	
			06-06				0.00	0.00	0.00	*
GJ	GL	001871	07-06	JE07-3	1/30/2006	KP ERROR ACCT#	0.00	0.00	8.00	
PO	R	057535	07-06		1/5/2006	NON STOCK DIRECTLY CHARGED TO	8.00	0.00	0.00	
GJ	GL	001899	08-06	JE08-3	2/23/2006	KP ERROR ACCT# ANGLE	0.00	0.00	61.43	
PO	R	058666	08-06		2/22/2006	NON STOCK DIRECTLY CHARGED TO	61.43	0.00	0.00	
GJ	GL	001934	09-06	JE09-3	3/27/2006	KP ERROR ACCT#	0.00	0.00	178.50	
PO	R	058824	09-06		3/1/2006	NON STOCK DIRECTLY CHARGED TO	178.50	0.00	0.00	
GJ	GL	001985	10-06	JE10-3	5/9/2006	KP ERROR ACCT#	0.00	0.00	505.95	

Date: Tuesday, December 05, 2006
 Time: 01:55PM
 User: staylor

Frankfort Plant Board
Detail General Ledger - Standard
 Periods: 01-06 Through 12-06 As of: 12/3/2006 Ledger ID: 00001

Page: 318 of 318
 Report: 01620.rpt
 Company: 00001

Jrnl	Tran	Bat	Per	Reference	Tran	Tran	Beginning	Debit	Credit	Ending
Type	Type	Nbr	Ent	Nbr	Date	Description	Balance	Amount	Amount	Balance
PO	R	060250	10-06		5/1/2006	NON STOCK DIRECTLY CHARGED TO		505.95	0.00	
GJ	GL	002012	11-06	JE11-3	6/5/2006	KP ERR ACCT # J LASHER		0.00	5,006.03	
PO	R	060838	11-06		5/23/2006	NON STOCK DIRECTLY CHARGED TO		5,006.03	0.00	
AP	AD	047842	12-06	055176	6/12/2006	Summary Release		0.00	1,618.03	
GJ	GL	002046	12-06	JE12-4	7/11/2006	KP ERROR ACCT#		1,618.03	0.00	
Acct 999310 Total							0.00	17,650.74	17,650.74	0.00

- ^ Indicates the period entered is different from the period posted.
- * Indicates there are no GL transactions to support summarized AcctHist period activity.
- ** Indicates the calculated period ending balance does not match the YTD balance on AcctHist.
- *** Indicates the calculated account balance does not match the account balance on AcctHist.
- # Indicates Assets do not match Liabilities or Net Income does not equal the YTD Net Income account.

Date: Monday, December 04, 2006
 Time: 11:51AM
 User: staylor

Frankfort Plant Board
Detail General Ledger - Standard

Page: 2 of 315
 Report: 01620.rpt
 Company: 00001

Periods: 07-05 Through 06-06 As of: 12/3/2006 Ledger ID: 00001

Jrnl	Tran	Bat	Per	Reference	Tran	Tran	Beginning	Debit	Credit	Ending
Type	Type	Nbr	Ent	Nbr	Date	Description	Balance	Amount	Amount	Balance
			04-06					0.00	0.00	*
			05-06					0.00	0.00	*
			06-06					0.00	0.00	*
Acct 101215 Total							9,445,700.35	703,046.95	0.00	10,148,747.30

Acct:	101220	CABLE PLANT EQUIPMENT	Sub:	01	Balance Sheet
		07-05			0.00
		08-05			0.00
		09-05			0.00
		10-05			0.00
		11-05			0.00
		12-05			0.00
		01-06			0.00
		02-06			0.00
		03-06			0.00
		04-06			0.00
		05-06			0.00
		06-06			0.00
Acct 101220 Total					983,595.49
					220,922.96
					0.00
					1,204,518.45

Acct:	101225	CHANNEL 10 EQUIPMENT	Sub:	01	Balance Sheet
		07-05			0.00
		08-05			0.00
		09-05			0.00
		10-05			0.00
		11-05			0.00
		12-05			0.00
		01-06			0.00
		02-06			0.00
		03-06			0.00
		04-06			0.00
		05-06			0.00
		06-06			0.00
Acct 101225 Total					809,050.76
					90,821.69
					0.00
					899,872.45

Acct:	101230	CABLE TV EQUIPMENT	Sub:	01	Balance Sheet
		07-05			0.00
		08-05			0.00
		09-05			0.00

Date: Monday, December 04, 2006
 Time: 11:51AM
 User: staylor

Frankfort Plant Board
Detail General Ledger - Standard
 Periods: 07-05 Through 06-06 As of: 12/3/2006 Ledger ID: 00001

Page: 5 of 315
 Report: 01620.rpt
 Company: 00001

Jrnl	Tran	Bat	Per	Reference	Tran	Tran	Beginning	Debit	Credit	Ending
Type	Type	Nbr	Ent	Nbr	Date	Description	Balance	Amount	Amount	Balance
			01-06				0.00	0.00	0.00	*
			02-06				0.00	0.00	0.00	*
			03-06				0.00	0.00	0.00	*
			04-06				0.00	0.00	0.00	*
			05-06				0.00	0.00	0.00	*
			06-06				0.00	0.00	0.00	*
Acct: 101315 Total							125,854.45	0.00	0.00	125,854.45

SOURCE OF SUPPLY SUPPLY MAINS										
Acct:	101316	Sub:	01	Balance Sheet						
	07-05			0.00	0.00					*
	08-05			0.00	0.00					*
	09-05			0.00	0.00					*
	10-05			0.00	0.00					*
	11-05			0.00	0.00					*
	12-05			0.00	0.00					*
	01-06			0.00	0.00					*
	02-06			0.00	0.00					*
	03-06			0.00	0.00					*
	04-06			0.00	0.00					*
	05-06			0.00	0.00					*
	06-06			0.00	0.00					*
Acct: 101316 Total				27,322.33	0.00	0.00	27,322.33			

PUMPING PLANT LAND										
Acct:	101320	Sub:	01	Balance Sheet						
	07-05			0.00	0.00					*
	08-05			0.00	0.00					*
	09-05			0.00	0.00					*
	10-05			0.00	0.00					*
	11-05			0.00	0.00					*
	12-05			0.00	0.00					*
	01-06			0.00	0.00					*
	02-06			0.00	0.00					*
	03-06			0.00	0.00					*
	04-06			0.00	0.00					*
	05-06			0.00	0.00					*
	06-06			0.00	0.00					*
Acct: 101320 Total				2,436.08	0.00	0.00	2,436.08			

Date: Monday, December 04, 2006
 Time: 11:51AM
 User: staylor

Frankfort Plant Board
Detail General Ledger - Standard
 Periods: 07-05 Through 06-06 As of: 12/3/2006 Ledger ID: 00001

Page: 7 of 315
 Report: 01620.rpt
 Company: 00001

Jrnl	Tran	Bat	Per	Reference	Tran	Tran	Beginning	Debit	Credit	Ending
Type	Type	Nbr	Ent	Nbr	Date	Description	Balance	Amount	Amount	Balance
			04-06					0.00	0.00	*
			05-06					0.00	0.00	*
			06-06					0.00	0.00	*
Acct 101330 Total							14,076.65	0.00	0.00	14,076.65

Acct:	101331	TREATMENT STRUCTURES AND IMPROV:	Sub:	01	Balance Sheet
	07-05				0.00
	08-05				0.00
	09-05				0.00
	10-05				0.00
	11-05				0.00
	12-05				0.00
	01-06				0.00
	02-06				0.00
	03-06				0.00
	04-06				0.00
	05-06				0.00
	06-06				0.00
Acct 101331 Total					2,637,406.83

Acct:	101332	TREATMENT EQUIPMENT	Sub:	01	Balance Sheet
	07-05				0.00
	08-05				0.00
	09-05				0.00
	10-05				0.00
	11-05				0.00
	12-05				0.00
	01-06				0.00
	02-06				0.00
	03-06				0.00
	04-06				0.00
	05-06				0.00
	06-06				0.00
Acct 101332 Total					4,851,396.55

Acct:	101340	DISTRIBUTION PLANT LAND	Sub:	01	Balance Sheet
	07-05				0.00
	08-05				0.00
	09-05				0.00

Date: Monday, December 04, 2006
 Time: 11:51AM
 User: staylor

Frankfort Plant Board
Detail General Ledger - Standard
 Periods: 07-05 Through 06-06 As of: 12/3/2006 Ledger ID: 00001

Page: 10 of 315
 Report: 01620.rpt
 Company: 00001

Jrnl	Tran	Bat	Per	Reference	Tran	Tran	Beginning	Debit	Credit	Ending
Type	Type	Nbr	Ent	Nbr	Date	Description	Balance	Amount	Amount	Balance
			01-06				0.00	0.00	0.00	*
			02-06				0.00	0.00	0.00	*
			03-06				0.00	0.00	0.00	*
			04-06				0.00	0.00	0.00	*
			05-06				0.00	0.00	0.00	*
			06-06				0.00	0.00	0.00	*
Acct: 101345 Total							1,043,323.09	79,339.18	0.00	1,122,662.27

Acct:	101346	DISTRIBUTION METERS	Sub:	01	Balance Sheet
		07-05			0.00
		08-05			0.00
		09-05			0.00
		10-05			0.00
		11-05			0.00
		12-05			0.00
		01-06			0.00
		02-06			0.00
		03-06			0.00
		04-06			0.00
		05-06			0.00
		06-06			0.00
		7/13/2005			80,131.66
Acct: 101346 Total					
1,329,428.28					
80,131.66					
1,409,559.94					

Acct:	101347	DISTRIBUTION METER INSTILLATIO	Sub:	01	Balance Sheet
		07-05			0.00
		08-05			0.00
		09-05			0.00
		10-05			0.00
		11-05			0.00
		12-05			0.00
		01-06			0.00
		02-06			0.00
		03-06			0.00
		04-06			0.00
		05-06			0.00
		06-06			0.00
		7/13/2005			1,429.85
Acct: 101347 Total					
24,446.44					
1,429.85					
25,876.29					

Date: Monday, December 04, 2006
 Time: 11:51AM
 User: staylor

Frankfort Plant Board
Detail General Ledger - Standard
 Periods: 07-05 Through 06-06 As of: 12/3/2006 Ledger ID: 00001

Jrnl	Tran	Bat	Per	Reference	Tran	Tran	Beginning	Debit	Credit	Ending
Type	Type	Nbr	Ent	Nbr	Date	Description	Balance	Amount	Amount	Balance
			04-06					0.00	0.00	*
			05-06					0.00	0.00	*
			06-06					0.00	0.00	*
Acct 101351 Total							117,476.57	0.00	0.00	117,476.57

Acct:	101352	ELECTRIC TRANSMISSION STRUCTUR	Sub: 01	Balance Sheet
	07-05			0.00
	08-05			0.00
	09-05			0.00
	10-05			0.00
	11-05			0.00
	12-05	CLOSING	7/13/2005	16.93
	01-06			0.00
	02-06			0.00
	03-06			0.00
	04-06			0.00
	05-06			0.00
	06-06			0.00
Acct 101352 Total				16.93
				1,465,973.94

Acct:	101353	ELECTRIC STATION EQUIPMENT	Sub: 01	Balance Sheet
	07-05			0.00
	08-05			0.00
	09-05			0.00
	10-05			0.00
	11-05			0.00
	12-05	CLOSING	7/13/2005	34.49
	01-06			0.00
	02-06			0.00
	03-06			0.00
	04-06			0.00
	05-06			0.00
	06-06			0.00
Acct 101353 Total				34.49
				5,606,940.18

Acct:	101355	ELECTRIC TRANS POLES TOWERS & F	Sub: 01	Balance Sheet
	07-05			0.00
	08-05			0.00
	09-05			0.00

Date: Monday, December 04, 2006
 Time: 11:51AM
 User: staylor

Frankfort Plant Board
Detail General Ledger - Standard
 Periods: 07-05 Through 06-06 As of: 12/3/2006 Ledger ID: 00001

Page: 13 of 315
 Report: 01620.rpt
 Company: 00001

Jrnl	Tran	Bat	Per	Reference	Tran	Tran	Beginning	Debit	Credit	Ending
Type	Type	Nbr	Ent	Nbr	Date	Description	Balance	Amount	Amount	Balance
GJ	GL	001680	10-05					0.00	0.00	*
			11-05					0.00	0.00	*
			12-05	CLOSING	7/13/2005	CLOSE CONSTRUCTION TO PLANT		3,877.35	0.00	*
			01-06					0.00	0.00	*
			02-06					0.00	0.00	*
			03-06					0.00	0.00	*
			04-06					0.00	0.00	*
			05-06					0.00	0.00	*
			06-06					0.00	0.00	*
Acct 101355 Total							748,652.00	3,877.35	0.00	752,529.35

Acct:	101356	ELECTRIC TRANS OVERHEAD CONDUCCSub: 01	Balance Sheet
	07-05		0.00
	08-05		0.00
	09-05		0.00
	10-05		0.00
	11-05		0.00
	12-05	CLOSING	7,545.51
	01-06		0.00
	02-06		0.00
	03-06		0.00
	04-06		0.00
	05-06		0.00
	06-06		0.00
Acct 101356 Total			1,867,299.56

Acct:	101360	ELECTRIC DISTRIBUTION LAND	Sub: 01	Balance Sheet
	07-05			0.00
	08-05			0.00
	09-05			0.00
	10-05			0.00
	11-05			0.00
	12-05			0.00
	01-06			0.00
	02-06			0.00
	03-06			0.00
	04-06			0.00
	05-06			0.00
	06-06			0.00
Acct 101360 Total				7,545.51

1,874,845.07

Date: Monday, December 04, 2006
 Time: 11:51AM
 User: staylor

Frankfort Plant Board
Detail General Ledger - Standard
 Periods: 07-05 Through 06-06 As of: 12/3/2006 Ledger ID: 00001

Page: 15 of 315
 Report: 01620.rpt
 Company: 00001

Jrnl Type	Tran Type	Bat Nbr	Per Ent	Reference Nbr	Tran Date	Tran Description	Beginning Balance	Debit Amount	Credit Amount	Ending Balance
			01-06					0.00	0.00	*
			02-06					0.00	0.00	*
			03-06					0.00	0.00	*
			04-06					0.00	0.00	*
			05-06					0.00	0.00	*
			06-06					0.00	0.00	*
Acct 101363 Total							23,292.64	41.15	0.00	23,333.79

Acct:	101364	ELECTRIC DISTRIBUTION POLES	Sub: 01	Balance Sheet
		07-05		0.00
		08-05		0.00
		09-05		0.00
		10-05		0.00
		11-05		0.00
		12-05		0.00
		01-06		0.00
		02-06		0.00
		03-06		0.00
		04-06		0.00
		05-06		0.00
		06-06		0.00
		GJ GL 001680	7/13/2005	121,944.92
				CLOSE CONSTRUCTION TO PLANT
Acct 101364 Total				121,944.92

Acct:	101365	ELECTRIC DIST OVERHEAD CONDUCT Sub: 01	Balance Sheet	
		07-05	0.00	
		08-05	0.00	
		09-05	0.00	
		10-05	0.00	
		11-05	0.00	
		12-05	0.00	
		01-06	0.00	
		02-06	0.00	
		03-06	0.00	
		04-06	0.00	
		05-06	0.00	
		06-06	0.00	
		GJ GL 001680	7/13/2005	154,403.52
				CLOSE CONSTRUCTION TO PLANT
Acct 101365 Total			154,403.52	

Acct:	101366	ELECTRIC DIST UNDERGROUND CONDS Sub: 01	Balance Sheet
Acct 101365 Total			5,281,298.69
Acct 101366 Total			0.00
Grand Total			5,435,702.21

Date: Monday, December 04, 2006
 Time: 11:51AM
 User: staylor

Frankfort Plant Board
Detail General Ledger - Standard
 Periods: 07-05 Through 06-06 As of: 12/3/2006 Ledger ID: 00001

Jrnl	Tran	Bat	Per	Reference	Tran	Tran	Beginning	Debit	Credit	Ending
Type	Type	Nbr	Ent	Nbr	Date	Description	Balance	Amount	Amount	Balance
			07-05					0.00	0.00	*
			08-05					0.00	0.00	*
			09-05					0.00	0.00	*
			10-05					0.00	0.00	*
			11-05					0.00	0.00	*
GJ	GL	001680	12-05	CLOSING	7/13/2005	CLOSE CONSTRUCTION TO PLANT		82,611.12	0.00	*
			01-06					0.00	0.00	*
			02-06					0.00	0.00	*
			03-06					0.00	0.00	*
			04-06					0.00	0.00	*
			05-06					0.00	0.00	*
			06-06					0.00	0.00	*
Acct: 101366 Total							2,205,991.48	82,611.12	0.00	2,288,602.60

Jrnl	Tran	Bat	Per	Reference	Tran	Tran	Beginning	Debit	Credit	Ending
Type	Type	Nbr	Ent	Nbr	Date	Description	Balance	Amount	Amount	Balance
			07-05					0.00	0.00	*
			08-05					0.00	0.00	*
			09-05					0.00	0.00	*
			10-05					0.00	0.00	*
			11-05					0.00	0.00	*
GJ	GL	001680	12-05	CLOSING	7/13/2005	CLOSE CONSTRUCTION TO PLANT		235,171.48	0.00	*
			01-06					0.00	0.00	*
			02-06					0.00	0.00	*
			03-06					0.00	0.00	*
			04-06					0.00	0.00	*
			05-06					0.00	0.00	*
			06-06					0.00	0.00	*
Acct: 101367 Total							4,443,006.00	235,171.48	0.00	4,678,177.48

Jrnl	Tran	Bat	Per	Reference	Tran	Tran	Beginning	Debit	Credit	Ending
Type	Type	Nbr	Ent	Nbr	Date	Description	Balance	Amount	Amount	Balance
			07-05					0.00	0.00	*
			08-05					0.00	0.00	*
			09-05					0.00	0.00	*
			10-05					0.00	0.00	*
			11-05					0.00	0.00	*
GJ	GL	001680	12-05	CLOSING	7/13/2005	CLOSE CONSTRUCTION TO PLANT		215,329.75	0.00	*
			01-06					0.00	0.00	*
			02-06					0.00	0.00	*
			03-06					0.00	0.00	*
Acct: 101368 Total							4,443,006.00	215,329.75	0.00	4,658,177.48

Date: Monday, December 04, 2006
 Time: 11:51AM
 User: staylor

Frankfort Plant Board
Detail General Ledger - Standard
 Periods: 07-05 Through 06-06 As of: 12/3/2006 Ledger ID: 00001

Page: 17 of 315
 Report: 01620.rpt
 Company: 00001

Jrnl	Tran	Bat	Per	Reference	Tran	Tran	Beginning	Debit	Credit	Ending
Type	Type	Nbr	Ent	Nbr	Date	Description	Balance	Amount	Amount	Balance
			04-06					0.00	0.00	*
			05-06					0.00	0.00	*
			06-06					0.00	0.00	*
Acct 101368 Total							6,651,543.11	215,329.75	0.00	6,866,872.86

Acct:	101369	ELECTRIC DIST. SERVICES	Sub:	01	Balance Sheet
	07-05				0.00
	08-05				0.00
	09-05				0.00
	10-05				0.00
	11-05				0.00
	12-05	CLOSING	7/13/2005	CLOSE CONSTRUCTION TO PLANT	111,118.71
	01-06				0.00
	02-06				0.00
	03-06				0.00
	04-06				0.00
	05-06				0.00
	06-06				0.00
Acct 101369 Total					2,429,494.05
					111,118.71
					0.00
					2,540,612.76

Acct:	101370	ELECTRIC DISTRIBUTION MAINS	Sub:	01	Balance Sheet
	07-05				0.00
	08-05				0.00
	09-05				0.00
	10-05				0.00
	11-05				0.00
	12-05	CLOSING	7/13/2005	CLOSE CONSTRUCTION TO PLANT	21,893.56
	01-06				0.00
	02-06				0.00
	03-06				0.00
	04-06				0.00
	05-06				0.00
	06-06				0.00
Acct 101370 Total					981,481.33
					21,893.56
					0.00
					1,003,374.89

Acct:	101371	ELECTRIC SECURITY LIGHT	Sub:	01	Balance Sheet
	07-05				0.00
	08-05				0.00
	09-05				0.00

Date: Monday, December 04, 2006
 Time: 11:51AM
 User: staylor

Frankfort Plant Board
Detail General Ledger - Standard
 Periods: 07-05 Through 06-06 As of: 12/3/2006 Ledger ID: 00001

Jrnl	Tran	Bat	Per	Reference	Tran	Tran	Beginning	Debit	Credit	Ending
Type	Type	Nbr	Ent	Nbr	Date	Description	Balance	Amount	Amount	Balance
			01-06				0.00	0.00	0.00	*
			02-06				0.00	0.00	0.00	*
			03-06				0.00	0.00	0.00	*
			04-06				0.00	0.00	0.00	*
			05-06				0.00	0.00	0.00	*
			06-06				0.00	0.00	0.00	*
Acct:	101392	Total					3,667,249.84	491,045.58	0.00	4,158,295.42

Acct:	101393	GENERAL STORES EQUIPMENT	Sub:	01	Balance Sheet
		07-05			0.00
		08-05			0.00
		09-05			0.00
		10-05			0.00
		11-05			0.00
		12-05			0.00
		01-06			0.00
		02-06			0.00
		03-06			0.00
		04-06			0.00
		05-06			0.00
		06-06			0.00
Acct:	101393	Total			44,885.22

Acct:	101394	GENERAL TOOLS SHOP & GARAGE EQ Sub:	01	Balance Sheet
		07-05		0.00
		08-05		0.00
		09-05		0.00
		10-05		0.00
		11-05		0.00
		12-05		0.00
		01-06		0.00
		02-06		0.00
		03-06		0.00
		04-06		0.00
		05-06		0.00
		06-06		0.00
Acct:	101394	Total		367,040.53

Date: Monday, December 04, 2006
 Time: 11:51 AM
 User: staylor

Frankfort Plant Board
Detail General Ledger - Standard
 Periods: 07-05 Through 06-06 As of: 12/3/2006 Ledger ID: 00001

Jrnl	Tran	Bat	Per	Reference	Tran	Tran	Beginning	Debit	Credit	Ending
Type	Type	Nbr	Ent	Nbr	Date	Description	Balance	Amount	Amount	Balance
			07-05					0.00	0.00	*
			08-05					0.00	0.00	*
			09-05					0.00	0.00	*
			10-05					0.00	0.00	*
			11-05					0.00	0.00	*
			12-05					0.00	0.00	*
			01-06					0.00	0.00	*
			02-06					0.00	0.00	*
			03-06					0.00	0.00	*
			04-06					0.00	0.00	*
			05-06					0.00	0.00	*
			06-06					0.00	0.00	*
Acct: 101395 Total							52,192.48	0.00	0.00	52,192.48

Acct:	101396	GENERAL POWER OPERATED EQUIPMESub: 01	Balance Sheet
			07-05 0.00
			08-05 0.00
			09-05 0.00
			10-05 0.00
			11-05 0.00
			12-05 0.00
			01-06 0.00
			02-06 0.00
			03-06 0.00
			04-06 0.00
			05-06 0.00
			06-06 0.00
Acct: 101396 Total			95,870.03

Acct:	101397	GENERAL COMMUNICATIONS EQUIPMESub: 01	Balance Sheet
			07-05 0.00
			08-05 0.00
			09-05 0.00
			10-05 0.00
			11-05 0.00
			12-05 12,280.90
			01-06 0.00
			02-06 0.00
			03-06 0.00
Acct: 101397 Total			12,280.90

1,833,318.24

Date: Monday, December 04, 2006
 Time: 11:51AM
 User: staylor

Frankfort Plant Board
Detail General Ledger - Standard
 Periods: 07-05 Through 06-06 As of: 12/31/2006 Ledger ID: 00001

Page: 22 of 315
 Report: 01620.rpt
 Company: 00001

Jrnl	Tran	Bat	Per	Reference	Tran	Tran	Beginning	Debit	Credit	Ending
Type	Type	Nbr	Ent	Nbr	Date	Description	Balance	Amount	Amount	Balance
			04-06					0.00	0.00	*
			05-06					0.00	0.00	*
			06-06					0.00	0.00	*
Acct 101397 Total							329,247.33	12,280.90	0.00	341,528.23

Acct:	101398	GENERAL MISCELLANEOUS EQUIPMENSUB: 01	Balance Sheet
		07-05	0.00
		08-05	0.00
		09-05	0.00
		10-05	0.00
		11-05	0.00
		12-05	59,355.17
		01-06	0.00
		02-06	0.00
		03-06	0.00
		04-06	0.00
		05-06	0.00
		06-06	0.00
Acct 101398 Total			59,355.17

Acct:	107210	CONSTRUCTION HEAD END	Sub: 01	Balance Sheet
		07-05	1/28/2005	32,033.88
		08-05		0.00
		09-05		0.00
		10-05		0.00
		11-05		0.00
		12-05	7/13/2005	0.00
				32,033.88
Acct 107210 Total				32,033.88

Acct:	107215	CONSTRUCTION CABLE DISTRIBUTIO	Sub: 01	Balance Sheet
		07-05	1/26/2005	21,064.10
		07-05	1/20/2005	24,869.57
		07-05	1/19/2005	42.08
		07-05	1/18/2005	0.00
		07-05	1/27/2005	31,619.53
		08-05	2/23/2005	21,907.63
		08-05	2/17/2005	36,213.33
		08-05	2/7/2005	56.80
		08-05	2/23/2005	0.00
				504.73
Acct 107215 Total				32,033.88

Date: Monday, December 04, 2006
 Time: 11:51AM
 User: staylor

Frankfort Plant Board
Detail General Ledger - Standard
 Periods: 07-05 Through 06-06 As of: 12/31/2006 Ledger ID: 00001

Jrnl	Tran	Bat	Per	Reference	Tran	Description	Beginning Balance	Debit Amount	Credit Amount	Ending Balance
Type	Type	Nbr	Ent	Nbr	Date					
AP	VO	039229	08-05	045099	2/11/2005	Summary Release		14,004.90	0.00	14,004.90
IN	CT	050477	09-05	752	3/29/2005	Summary Release		22,214.59	0.00	22,214.59
GJ	GL	001562	09-05		3/31/2005			53,805.34	0.00	53,805.34
PO	R	050041	09-05		3/14/2005	NON STOCK DIRECTLY CHARGED TO		441.74	0.00	441.74
IN	RI	050250	09-05	707	3/17/2005	Summary Release		0.00	5,558.74	5,558.74
AP	VO	039831	09-05	045851	3/24/2005	Summary Release		43,201.04	0.00	43,201.04
IN	CT	051258	10-05	726	4/29/2005	Summary Release		22,451.52	0.00	22,451.52
GJ	GL	001610	10-05	JE10-3	5/6/2005	KP ERROR ACCT#		38,292.01	0.00	38,292.01
PO	R	051035	10-05		4/22/2005	NON STOCK DIRECTLY CHARGED TO		733.48	0.00	733.48
IN	RI	051262	10-05	728	4/29/2005	Summary Release		0.00	156.36	156.36
IN	CT	051955	11-05	729	5/27/2005	Summary Release		16,056.26	0.00	16,056.26
GJ	GL	001627	11-05	JE11-2	5/31/2005	KP ERROR ACCT #		42,632.58	0.00	42,632.58
PO	R	051463	11-05	724	5/16/2005	NON STOCK DIRECTLY CHARGED TO		127.72	0.00	127.72
IN	RI	051950	11-05		5/27/2005	Summary Release		0.00	9,359.85	9,359.85
^ AP	VO	040278	10-05	046369	4/21/2005	Summary Release		23.04	0.00	23.04
IN	CT	052627	12-05	691	6/22/2005	Summary Release		13,290.31	0.00	13,290.31
GJ	GL	001675	12-05	PAYACC12-1	7/13/2005	YEAR END PAYROLL ACCRUAL		49,747.50	703,046.95	703,046.95
IN	CT	053110	01-06	696	7/14/2005	Summary Release		5,863.40	0.00	5,863.40
GJ	GL	001689	01-06	RPAYACC01	7/29/2005	REVERSE EOY PAYROLL ACCRUAL		19,922.75	15,575.81	15,575.81
IN	RI	052839	01-06	633	6/30/2005	Summary Release		0.00	721.20	721.20
IN	CT	054014	02-06	712	8/16/2005	Summary Release		6,640.95	0.00	6,640.95
GJ	GL	001721	02-06		8/18/2005	NON STOCK DIRECTLY CHARGED TO		6,177.70	0.00	6,177.70
PO	R	053484	02-06		8/1/2005	Summary Release		3.46	0.00	3.46
IN	CT	055115	03-06	752	9/28/2005	CORR SA#ERRS SEPTPR#2		2,379.25	0.00	2,379.25
GJ	GL	001766	03-06	JE03-4	10/12/2005	NON STOCK DIRECTLY CHARGED TO		4,781.48	873.94	4,781.48
PO	R	055083	03-06		9/27/2005	Summary Release		380.00	0.00	380.00
IN	CT	056030	04-06	723	10/27/2005	Summary Release		7,132.02	0.00	7,132.02
GJ	GL	001788	04-06	JE04-1	11/3/2005	CORR SA#ERR OCTPR#1		4,669.30	109.28	4,669.30
IN	RI	055617	04-06	681	10/14/2005	Summary Release		0.00	47.02	47.02
^ AP	VO	043107	03-06	049805	9/27/2005	Summary Release		4.10	0.00	4.10
IN	CT	056701	05-06	716	11/28/2005	CORR SA#ERRS NOV P/R#1		10,089.62	0.00	10,089.62
GJ	GL	001822	05-06	JE05-3	12/5/2005	NON STOCK DIRECTLY CHARGED TO		4,860.39	0.00	4,860.39
PO	R	056691	05-06	675	11/29/2005	Summary Release		7.48	0.00	7.48
IN	RI	056477	06-06	689	11/14/2005	Summary Release		0.00	107.69	107.69
IN	CT	057359	06-06		12/27/2005	Summary Release		3,472.21	0.00	3,472.21
GJ	GL	001855	06-06		12/22/2005	Summary Release		3,037.00	0.00	3,037.00

Acct: 107215 CONSTRUCTION CABLE DISTRIBUTIO Sub: 10
 07-05

Electric 0.00

Date: Monday, December 04, 2006
 Time: 11:51AM
 User: staylor

Frankfort Plant Board
Detail General Ledger - Standard
 Periods: 07-05 Through 06-06 As of: 12/3/2006 Ledger ID: 00001

Jrnl	Tran	Bat	Per	Reference	Tran	Description	Beginning Balance	Debit Amount	Credit Amount	Ending Balance
Type	Type	Nbr	Ent	Nbr	Date					
IN	CT	061100	08-05	694	4/25/2005	Summary Release		0.00	0.00	*
GJ	GL	001610	09-05					0.00	0.00	*
			10-05	JE10-3	5/6/2005	Summary Release		66.16	0.00	*
			11-05			KP ERROR ACCT#		0.00	0.00	*
			12-05					0.00	0.00	*
Acct: 107215	CONSTRUCTION CABLE DISTRIBUTIO									
			07-05					0.00	0.00	*
			08-05					0.00	0.00	*
			09-05					0.00	0.00	*
IN	CT	051089	10-05	684	4/25/2005	Summary Release		32.50	0.00	*
GJ	GL	001610	10-05	JE10-3	5/6/2005	KP ERROR ACCT#		0.00	32.50	*
			11-05					0.00	0.00	*
			12-05					0.00	0.00	*
Acct: 107215	CONSTRUCTION CABLE EQUIPMENT									
			07-05					0.00	0.00	*
			07-05	044261	1/6/2005	NON STOCK DIRECTLY CHARGED TO		2,750.00	0.00	*
			07-05		1/6/2005	Summary Release		-5,477.35	0.00	*
			07-05		1/3/2005	NON STOCK DIRECTLY CHARGED TO		0.00	390.00	*
			08-05		2/14/2005	NON STOCK DIRECTLY CHARGED TO		5,062.17	0.00	*
			08-05		2/14/2005	Summary Release		3,417.80	0.00	*
			09-05		3/11/2005	NON STOCK DIRECTLY CHARGED TO		8,095.00	0.00	*
			10-05		4/21/2005	NON STOCK DIRECTLY CHARGED TO		25,095.25	0.00	*
			10-05		4/13/2005	Summary Release		748.93	0.00	*
			10-05	046217	5/26/2005	NON STOCK DIRECTLY CHARGED TO		21,506.87	0.00	*
			11-05		4/21/2005	Summary Release		119.00	0.00	*
			10-05	046354	7/13/2005	CLOSE CONSTRUCTION TO PLANT		0.00	220,922.96	*
			12-05	CLOSING	6/24/2005	NON STOCK DIRECTLY CHARGED TO		8,270.00	0.00	*
			12-05		5/26/2005	Summary Release		13.78	0.00	*
			11-05	047188	6/28/2005	NON STOCK DIRECTLY CHARGED TO		604.80	0.00	*
			01-06		6/29/2005	Summary Release		2,270.01	0.00	*
			01-06	048107	8/26/2005	NON STOCK DIRECTLY CHARGED TO		10,243.46	0.00	*
			02-06		8/11/2005	Summary Release		5.69	0.00	*
			02-06	048841	9/28/2005	NON STOCK DIRECTLY CHARGED TO		7,731.20	0.00	*
			03-06		8/26/2005	Summary Release		1,190.81	0.00	*
			02-06	049148	10/11/2005	NON STOCK DIRECTLY CHARGED TO		1,796.42	0.00	*
			04-06	050055	10/7/2005	Summary Release		180.77	0.00	*
Acct: 107220	CONSTRUCTION CABLE EQUIPMENT									
			07-05					0.00	0.00	*
			07-05	044261	1/6/2005	NON STOCK DIRECTLY CHARGED TO		2,750.00	0.00	*
			07-05		1/6/2005	Summary Release		-5,477.35	0.00	*
			07-05		1/3/2005	NON STOCK DIRECTLY CHARGED TO		0.00	390.00	*
			08-05		2/14/2005	NON STOCK DIRECTLY CHARGED TO		5,062.17	0.00	*
			08-05		2/14/2005	Summary Release		3,417.80	0.00	*
			09-05		3/11/2005	NON STOCK DIRECTLY CHARGED TO		8,095.00	0.00	*
			10-05		4/21/2005	NON STOCK DIRECTLY CHARGED TO		25,095.25	0.00	*
			10-05		4/13/2005	Summary Release		748.93	0.00	*
			10-05	046217	5/26/2005	NON STOCK DIRECTLY CHARGED TO		21,506.87	0.00	*
			11-05		4/21/2005	Summary Release		119.00	0.00	*
			10-05	046354	7/13/2005	CLOSE CONSTRUCTION TO PLANT		0.00	220,922.96	*
			12-05	CLOSING	6/24/2005	NON STOCK DIRECTLY CHARGED TO		8,270.00	0.00	*
			12-05		5/26/2005	Summary Release		13.78	0.00	*
			11-05	047188	6/28/2005	NON STOCK DIRECTLY CHARGED TO		604.80	0.00	*
			01-06		6/29/2005	Summary Release		2,270.01	0.00	*
			01-06	048107	8/26/2005	NON STOCK DIRECTLY CHARGED TO		10,243.46	0.00	*
			02-06		8/11/2005	Summary Release		5.69	0.00	*
			02-06	048841	9/28/2005	NON STOCK DIRECTLY CHARGED TO		7,731.20	0.00	*
			03-06		8/26/2005	Summary Release		1,190.81	0.00	*
			02-06	049148	10/11/2005	NON STOCK DIRECTLY CHARGED TO		1,796.42	0.00	*
			04-06	050055	10/7/2005	Summary Release		180.77	0.00	*

Acct	107215	Total	266,388.00	532,314.84	736,716.67	61,986.17
Acct: 107220	CONSTRUCTION CABLE EQUIPMENT					
PO	R	048491	07-05			
AP	VO	038506	07-05	044261		
PO	X	048306	07-05			
PO	R	049541	08-05			
AP	VO	039242	08-05	045112		
PO	R	050012	09-05			
PO	R	050962	10-05			
AP	VO	040138	10-05	046217		
PO	R	051786	11-05			
AP	VO	040272	10-05	046354		
GJ	GL	001680	12-05	CLOSING		
PO	R	052603	12-05			
AP	VO	040931	11-05	047188		
PO	R	052736	01-06			
AP	VO	041717	01-06	048107		
PO	R	054215	02-06			
AP	VO	042305	02-06	048841		
PO	R	055117	03-06			
AP	VO	042544	02-06	049148		
PO	R	055463	04-06			
AP	VO	043317	04-06	050055		

Date: Monday, December 04, 2006
 Time: 11:51AM
 User: staylor

Frankfort Plant Board
 Detail General Ledger - Standard
 Periods: 07-05 Through 06-06 As of: 12/31/2006 Ledger ID: 00001

Page: 25 of 315
 Report: 01620.rpt
 Company: 00001

Jrnl	Tran	Bat	Per	Reference	Tran	Tran	Description	Beginning Balance	Debit Amount	Credit Amount	Ending Balance
Type	Type	Nbr	Ent	Nbr	Date	Date					
PO	R	056561	05-06		11/21/2005	11/21/2005	NON STOCK DIRECTLY CHARGED TO		326.27	0.00	
^ AP	VO	042841	03-06	049485	9/14/2005	9/14/2005	Summary Release		61.00	0.00	
PO	R	057414	06-06		12/28/2005	12/28/2005	NON STOCK DIRECTLY CHARGED TO		3,791.77	0.00	
Acct 107220 Total								151,711.51	97,803.65	221,312.96	28,202.20

Acct:	107225	CONSTRUCTION CHANNEL 10 EQUIPM	Sub: 01	Balance Sheet	0.00	0.00	*				
PO	R	049730	08-05		2/24/2005	2/24/2005	NON STOCK DIRECTLY CHARGED TO		29,483.78	0.00	
AP	VO	039136	08-05	045007	2/7/2005	2/7/2005	Summary Release		39.55	0.00	
PO	R	050303	09-05		3/29/2005	3/29/2005	NON STOCK DIRECTLY CHARGED TO		25,890.58	0.00	
PO	R	050653	10-05		4/13/2005	4/13/2005	NON STOCK DIRECTLY CHARGED TO		2,487.50	0.00	
AP	VO	040137	10-05	046216	4/13/2005	4/13/2005	Summary Release		-0.10	0.00	
Acct 107225 Total								32,920.38	85,505.59	90,821.69	27,604.28

Acct:	107230	CONSTRUCTION CABLE TV EQUIPMEN	Sub: 01	Balance Sheet	667.60	0.00	*				
IN	CT	048811	07-05	712	1/18/2005	1/18/2005	Summary Release		667.60	0.00	
PO	R	049050	07-05		1/26/2005	1/26/2005	NON STOCK DIRECTLY CHARGED TO		1,749.73	0.00	
AP	VO	038617	07-05	044379	1/12/2005	1/12/2005	Summary Release		6.96	0.00	
IN	CT	049691	08-05	692	2/22/2005	2/22/2005	Summary Release		82.91	0.00	
^ AP	VO	038892	07-05	044707	1/26/2005	1/26/2005	Summary Release		1.72	0.00	
IN	CT	050459	09-05	735	3/29/2005	3/29/2005	Summary Release		82.91	0.00	
Acct 107230 Total								32,920.38	85,505.59	90,821.69	27,604.28

Date: Monday, December 04, 2006
 Time: 11:51AM
 User: staylor

Frankfort Plant Board
Detail General Ledger - Standard
 Periods: 07-05 Through 06-06 As of: 12/3/2006 Ledger ID: 00001

Page: 26 of 315
 Report: 01620.rpt
 Company: 00001

Jrnl	Tran	Bat	Per	Reference	Tran	Tran	Description	Beginning Balance	Debit Amount	Credit Amount	Ending Balance	
Type	Type	Nbr	Ent	Nbr	Date							
PO	R	054146	01-06		8/25/2005		NON STOCK DIRECTLY CHARGED TO		0.00	0.00		
AP	VO	042402	02-06	048969	8/18/2005		Summary Release		2,139.57	0.00		
PO	R	054950	03-06		9/23/2005		NON STOCK DIRECTLY CHARGED TO		9.41	0.00		
AP	VO	042833	03-06	049477	9/14/2005		Summary Release		1,673.05	0.00		
PO	X	054737	03-06		9/15/2005		NON STOCK DIRECTLY CHARGED TO		82.54	0.00		
PO	R	055996	04-06		10/27/2005		NON STOCK DIRECTLY CHARGED TO		0.00	184.40		
AP	VO	043533	04-06	050311	10/19/2005		Summary Release		3,026.52	0.00		
AP	AD	044106	05-06	050970	11/17/2005		Summary Release		-119.88	0.00		
PO	R	056555	05-06		11/18/2005		NON STOCK DIRECTLY CHARGED TO		0.00	0.12		
PO	X	056495	05-06		11/17/2005		NON STOCK DIRECTLY CHARGED TO		2,479.63	0.00		
AP	VO	044653	06-06	051627	12/21/2005		Summary Release		0.00	297.52		
								169.52		0.00		
								Acct 107230 Total	4,354.56	12,371.35	7,747.59	8,978.32

Acct:	Sub:	Balance Sheet
107235	01	
IN CT	049071	108,989.50
GJ GL	001503	15,501.30
PO R	049023	9,641.76
AP VO	038939	532.55
IN CT	049687	71,130.69
GJ GL	001538	7,421.51
PO R	049671	6,202.92
IN RI	049737	0.00
AP VO	039418	2,112.14
IN CT	050471	82,992.31
GJ GL	001561	10,512.71
PO R	050340	14,674.54
IN RI	050470	0.00
AP VO	039895	2,150.15
AP AD	040332	0.00
IN CT	051246	135,972.96
GJ GL	001593	5,912.53
PO R	051112	23,980.34
AP VO	040334	1,046.35
IN CT	051932	126,575.98
GJ GL	001620	5,680.92
PO R	051847	29,195.50
IN RI	051644	0.00
		1,843.38

Date: Monday, December 04, 2006
 Time: 11:51AM
 User: staylor

Frankfort Plant Board
Detail General Ledger - Standard
 Periods: 07-05 Through 06-06 As of: 12/31/2006 Ledger ID: 00001

Page: 27 of 315
 Report: 01620.rpt
 Company: 00001

Jrnl	Tran	Bat	Per	Reference	Tran	Description	Beginning	Debit	Credit	Ending
Type	Type	Nbr	Ent	Nbr	Date		Balance	Amount	Amount	Balance
AP	VO	040666	11-05	046864	5/12/2005	Summary Release		459.70	0.00	
IN	CT	052543	12-05	634	6/21/2005	Summary Release		104,448.08	0.00	
GJ	GL	001675	12-05	PAYACC12-1	7/13/2005	YEAR END PAYROLL ACCRUAL		10,934.44	2,349,933.57	
PO	R	052587	12-05		6/23/2005	NON STOCK DIRECTLY CHARGED TO		22,647.73	0.00	
AP	VO	041178	12-05	047468	6/10/2005	Summary Release		206.27	0.00	
PO	X	052577	12-05		6/27/2005	NON STOCK DIRECTLY CHARGED TO		0.00	14,800.00	
IN	CT	053491	01-06	718	7/28/2005	Summary Release		124,529.56	0.00	
GJ	GL	001689	01-06	RPAYACC01	7/29/2005	REVERSE EOY PAYROLL ACCRUAL		22,942.90	4,596.18	
PO	R	053239	01-06		7/19/2005	NON STOCK DIRECTLY CHARGED TO		13,464.54	0.00	
IN	RI	052843	01-06	637	6/30/2005	Summary Release		0.00	48.29	
^ AP	VO	041338	12-05	047651	6/20/2005	Summary Release		152,902.65	0.00	
IN	CT	054121	02-06	762	8/22/2005	Summary Release		40,761.25	1,080.00	
GJ	GL	001736	02-06	JE02-2	9/8/2005	KP ERROR ACCT#		30,826.87	0.00	
PO	R	054120	02-06		8/25/2005	NON STOCK DIRECTLY CHARGED TO		0.00	72.52	
IN	RI	053622	02-06	630	8/2/2005	Summary Release		197.98	0.00	
AP	VO	042423	02-06	048990	8/19/2005	Summary Release		129,787.65	0.00	
IN	CT	055114	03-06	751	9/28/2005	CORR SA#ERRS SEPTPR#2		72,059.63	18,933.78	
GJ	GL	001766	03-06	JE03-4	10/12/2005	NON STOCK DIRECTLY CHARGED TO		6,687.08	0.00	
PO	R	055154	03-06	655	9/29/2005	Summary Release		0.00	18.01	
IN	RI	054657	03-06	049616	9/14/2005	Summary Release		5.60	0.00	
AP	VO	042953	03-06	727	9/20/2005	Summary Release		85,153.92	0.00	
IN	CT	056034	04-06	JE04-1	10/27/2005	CORR SA#ERR OCTPR#1		35,095.25	493.20	
GJ	GL	001788	04-06		11/3/2005	NON STOCK DIRECTLY CHARGED TO		1,512.55	0.00	
PO	R	055746	04-06	600	10/19/2005	Summary Release		0.00	421.86	
IN	RI	055313	03-06	049864	10/4/2005	Summary Release		40.71	0.00	
^ AP	VO	043165	05-06	727	9/29/2005	Summary Release		95,985.67	0.00	
IN	CT	056712	05-06	JE05-3	11/28/2005	CORR SA#ERRS NOV P/R#1		31,690.51	642.08	
GJ	GL	001822	05-06		12/5/2005	NON STOCK DIRECTLY CHARGED TO		3,613.04	0.00	
PO	R	056677	05-06	051006	11/29/2005	Summary Release		725.67	0.00	
AP	VO	044140	06-06	683	11/18/2005	Summary Release		86,343.74	0.00	
IN	CT	057357	06-06	JE06-2	12/27/2005	KP ERROR ACCT#		28,061.47	64.80	
GJ	GL	001842	06-06	601	12/30/2005	NON STOCK DIRECTLY CHARGED TO		3,937.17	0.00	
PO	R	057413	06-06	051690	12/28/2005	Summary Release		0.00	1,262.15	
IN	RI	057027	06-06		12/9/2005	Summary Release		11,916.26	0.00	
AP	VO	044717	06-06		12/28/2005	Summary Release			0.00	
Acct:	107235	CONST. FSN PLANT	Sub:	10		Electric		0.00	0.00	
								0.00	0.00	
								0.00	0.00	

Date: Monday, December 04, 2006
 Time: 11:51AM
 User: staylor

Frankfort Plant Board
Detail General Ledger - Standard

Periods: 07-05 Through 06-06 As of: 12/3/2006 Ledger ID: 00001

Page: 28 of 315
 Report: 01620.rpt
 Company: 00001

Jrnl	Tran	Bat	Per	Ent	Reference	Tran	Description	Beginning	Debit	Credit	Ending
Type	Type	Nbr	Nbr	Nbr	Nbr	Date		Balance	Amount	Amount	Balance
			09-05						0.00	0.00	*
			10-05						0.00	0.00	*
			11-05						0.00	0.00	*
			12-05						0.00	0.00	*
			01-06						0.00	0.00	*
			02-06						0.00	0.00	*
			03-06						0.00	0.00	*
			04-06						0.00	0.00	*
			05-06						0.00	0.00	*
			06-06						0.00	0.00	*
Acct:	107235	CONST. FSN PLANT						General			
			07-05						0.00	0.00	*
			08-05						0.00	0.00	*
			09-05						0.00	0.00	*
			10-05						0.00	0.00	*
			11-05						0.00	0.00	*
			12-05						0.00	0.00	*
			01-06						0.00	0.00	*
			02-06						0.00	0.00	*
			03-06						0.00	0.00	*
			04-06						0.00	0.00	*
			05-06						0.00	0.00	*
			06-06						0.00	0.00	*
IN	CT	050471	09-05	746		3/29/2005	Summary Release		380.72	0.00	*
GJ	GL	001578	09-05			4/5/2005	TO CORRECT KEY PUNCH ERRORS		0.00	380.72	*
			10-05						0.00	0.00	*
			11-05						0.00	0.00	*
			12-05						0.00	0.00	*
			01-06						0.00	0.00	*
			02-06						0.00	0.00	*
			03-06						0.00	0.00	*
			04-06						0.00	0.00	*
			05-06						0.00	0.00	*
			06-06						0.00	0.00	*
Acct:	107235	CONST. FSN PLANT						Cable			
			07-05						0.00	0.00	*
			08-05						0.00	0.00	*
			09-05						0.00	0.00	*
			10-05						0.00	0.00	*
			11-05						0.00	0.00	*
			12-05						0.00	0.00	*
			01-06						0.00	0.00	*
			02-06						0.00	0.00	*
			03-06						0.00	0.00	*
			04-06						0.00	0.00	*
			05-06						0.00	0.00	*
			06-06						0.00	0.00	*
IN	CT	057207	06-06	652		12/16/2005	Summary Release		11.02	0.00	*
GJ	GL	001842	06-06		JE06-2	12/30/2005	KP ERROR ACCT#		0.00	11.02	*
			05-06						0.00	0.00	*
			04-06						0.00	0.00	*
			03-06						0.00	0.00	*
			02-06						0.00	0.00	*
			01-06						0.00	0.00	*
			06-06						0.00	0.00	*
Acct:	107235	CONST. FSN PLANT									
			07-05						0.00	0.00	*
			08-05						0.00	0.00	*
			09-05						0.00	0.00	*
			10-05						0.00	0.00	*
			11-05						0.00	0.00	*
			12-05						0.00	0.00	*
			01-06						0.00	0.00	*
			02-06						0.00	0.00	*
			03-06						0.00	0.00	*
			04-06						0.00	0.00	*
			05-06						0.00	0.00	*
			06-06						0.00	0.00	*
Acct:	107235	CONST. FSN PLANT						General			
			07-05						0.00	0.00	*
			08-05						0.00	0.00	*
			09-05						0.00	0.00	*
			10-05						0.00	0.00	*
			11-05						0.00	0.00	*
			12-05						0.00	0.00	*
			01-06						0.00	0.00	*
			02-06						0.00	0.00	*
			03-06						0.00	0.00	*
			04-06						0.00	0.00	*
			05-06						0.00	0.00	*
			06-06						0.00	0.00	*

Date: Monday, December 04, 2006
 Time: 11:51AM
 User: staylor

Frankfort Plant Board
Detail General Ledger - Standard
 Periods: 07-06 Through 06-06 As of: 12/3/2006 Ledger ID: 00001

Jrnl	Tran	Bat	Per	Reference	Tran	Date	Tran	Beginning	Debit	Credit	Ending
Type	Type	Nbr	Ent	Nbr	Description		Description	Balance	Amount	Amount	Balance
PO	R	055720	03-06	04-06	NON STOCK DIRECTLY CHARGED TO	10/19/2005	Summary Release	0.00	1,090.00	0.00	0.00
AP	VO	043536	04-06	050314	Summary Release	10/19/2005		0.00	57.00	0.00	0.00
			05-06					0.00	0.00	0.00	0.00
			06-06					0.00	0.00	0.00	0.00
Acct: 107332 Total								0.00	1,147.00	0.00	1,147.00

Jrnl	Tran	Bat	Per	Reference	Tran	Date	Tran	Beginning	Debit	Credit	Ending
Type	Type	Nbr	Ent	Nbr	Description		Description	Balance	Amount	Amount	Balance
GJ	GL	001629	11-05	11-05	CLOSING	5/26/2005		0.00	0.00	0.00	0.00
GJ	GL	001680	12-05		CLOSING	7/13/2005		0.00	0.00	0.00	0.00
			01-06					0.00	0.00	0.00	0.00
			02-06					0.00	0.00	0.00	0.00
PO	R	054625	03-06	03-06	NON STOCK DIRECTLY CHARGED TO	9/14/2005		0.00	380.00	0.00	0.00
			04-06					0.00	0.00	0.00	0.00
			05-06					0.00	0.00	0.00	0.00
			06-06					0.00	0.00	0.00	0.00
Acct: 107341 Total								0.00	1,592.69	1,212.69	380.00

Jrnl	Tran	Bat	Per	Reference	Tran	Date	Tran	Beginning	Debit	Credit	Ending
Type	Type	Nbr	Ent	Nbr	Description		Description	Balance	Amount	Amount	Balance
GJ	GL	001680	12-05		CLOSING	7/13/2005		0.00	0.00	0.00	0.00
			11-05					0.00	0.00	0.00	0.00
			12-05					0.00	0.00	0.00	0.00
Acct: 107342 Total								0.00	843.93	843.93	0.00

Acct:	107343	CONSTRUCT WATER DISTRIBUTION M Sub: 01	Balance Sheet
IN	CT	049109 07-05 429	6,745.37
GJ	GL	001497 07-05	1,533.88
PO	R	048941 07-05	2,778.63
IN	RI	049110 07-05 430	0.00
AP	VO	038806 07-05 044621	48.12
IN	CT	049794 08-05 426	13,103.77
GJ	GL	001524 08-05	3,162.98

Date: Monday, December 04, 2006
 Time: 11:51AM
 User: staylor

Frankfort Plant Board
Detail General Ledger - Standard
 Periods: 07-05 Through 06-06 As of: 12/3/2006 Ledger ID: 00001

Jrnl	Tran	Bat	Per	Reference	Tran	Description	Beginning Balance	Debit Amount	Credit Amount	Ending Balance
Type	Type	Nbr	Ent	Nbr	Date					
PO	R	049738	08-05		2/25/2005	DGA CRUSHED STONE		5,052.49	0.00	
AP	VO	039272	08-05	045166	2/15/2005	Summary Release	72.83		0.00	
PO	X	049562	08-05		2/14/2005	NON STOCK DIRECTLY CHARGED TO	0.00		12.00	
IN	CT	050488	09-05	433	3/30/2005	Summary Release	16,909.07		0.00	
GJ	GL	001578	09-05		4/5/2005	TO CORRECT KEY PUNCH ERRORS	29,737.72		0.00	
PO	R	050287	09-05		3/28/2005	# 57 STONE	12,566.28		0.00	
AP	VO	039765	09-05	045772	3/21/2005	Summary Release	129.44		0.00	
IN	CT	051215	10-05	430	4/29/2005	Summary Release	2,461.86		0.00	
GJ	GL	001590	10-05		4/28/2005	CONCRETE,3500 MIX	4,833.46		0.00	
PO	R	051006	10-05		4/22/2005	Summary Release	6,008.43		0.00	
IN	RI	051214	10-05	429	4/29/2005	Summary Release	0.00		1,257.10	
AP	VO	040227	10-05	046309	4/18/2005	Summary Release	217.36		0.00	
IN	CT	051834	11-05	417	5/23/2005	Summary Release	15,537.97		0.00	
GJ	GL	001629	11-05		5/26/2005	Summary Release	2,185.06		0.00	
PO	R	051829	11-05		5/27/2005	# 57 STONE	647.25		0.00	
AP	VO	040305	10-05	046425	4/22/2005	Summary Release	21.00		0.00	
IN	CT	052518	12-05	417	6/20/2005	Summary Release	7,301.53		0.00	
GJ	GL	001680	12-05	CLOSING	7/13/2005	CLOSE CONSTRUCTION TO PLANT	2,998.48		321,404.73	
PO	R	052097	12-05		6/7/2005	CONCRETE,4000 MIX FOR WATER MA	999.36		0.00	
IN	RI	052517	12-05	416	6/20/2005	Summary Release	0.00		6,111.14	
AP	VO	041098	12-05	047375	6/6/2005	Summary Release	18.96		0.00	
IN	CT	053122	01-06	414	7/14/2005	Summary Release	2,842.96		0.00	
GJ	GL	001691	01-06		7/21/2005	Summary Release	425.03		0.00	
IN	RI	052969	01-06	402	7/7/2005	Summary Release	0.00		23.67	
IN	CT	054151	02-06	445	8/23/2005	Summary Release	15,042.45		0.00	
GJ	GL	001721	02-06		8/18/2005	Summary Release	1,536.76		0.00	
PO	R	054145	02-06		8/25/2005	# 57 STONE	1,153.72		0.00	
IN	RI	053668	02-06	407	8/3/2005	Summary Release	0.00		300.94	
AP	VO	042469	02-06	049051	8/24/2005	Summary Release	10.81		0.00	
IN	CT	055221	03-06	476	9/29/2005	Summary Release	38,049.82		0.00	
GJ	GL	001766	03-06	JE03-4	10/12/2005	CORR SA#ERRS SEPTPR#2	12,661.94		2,425.16	
PO	R	055113	03-06		9/28/2005	DGA CRUSHED STONE	8,498.03		0.00	
IN	RI	055220	03-06	475	9/29/2005	Summary Release	0.00		803.28	
AP	VO	042807	03-06	049452	9/13/2005	Summary Release	28.26		0.00	
IN	CT	055926	04-06	443	10/25/2005	Summary Release	29,497.67		0.00	
GJ	GL	001788	04-06	JE04-1	11/3/2005	CORR SA#ERROCTPR#2	10,455.40		0.00	
PO	R	056016	04-06		10/28/2005	# 57 STONE	11,148.82		0.00	
IN	RI	055925	04-06	442	10/25/2005	Summary Release	0.00		4,309.38	

Date: Monday, December 04, 2006
 Time: 11:51AM
 User: staylor

Frankfort Plant Board
Detail General Ledger - Standard

Page: 33 of 315
 Report: 01620.rpt
 Company: 00001

Periods: 07-05 Through 06-06 As of: 12/3/2006 Ledger ID: 00001

Acct:	Jrnl	Tran	Bat	Per	Ent	Reference	Tran	Tran	Description	Beginning	Debit	Credit	Ending
	Type	Type	Nbr	Nbr	Nbr		Date	Date		Balance	Amount	Amount	Balance
107345	IN	CT	049105	07-05	427		1/26/2005	1/26/2005	Summary Release		383.33	0.00	
			001497	07-05			1/20/2005				1,304.87	0.00	
			049037	07-05			1/26/2005		NON STOCK DIRECTLY CHARGED TO		5,901.00	0.00	
			049791	08-05	423A		2/25/2005		Summary Release		392.23	0.00	
			001524	08-05			2/17/2005				1,464.18	0.00	
			050483	09-05	428		3/30/2005		Summary Release		2,826.85	0.00	
			001578	09-05			4/5/2005		TO CORRECT KEY PUNCH ERRORS		6,247.00	0.00	
			001590	10-05	428		4/29/2005		Summary Release		1,503.65	0.00	
			051833	11-05	416		5/23/2005		Summary Release		3,966.95	0.00	
			001629	11-05			5/26/2005		NON STOCK DIRECTLY CHARGED TO		4,797.55	0.00	
			051396	11-05	419		6/22/2005		Summary Release		1,781.21	0.00	
			052673	12-05	PAYACC12-1		7/13/2005		YEAR END PAYROLL ACCRUAL		4,980.79	79,339.18	0.00
			001675	01-06	411		7/14/2005		Summary Release		637.89	0.00	
			053119	01-06	RPAAYACC01		7/29/2005		REVERSE EOY PAYROLL ACCRUAL		4,103.16	1,343.30	0.00
			001689	02-06	9713		8/3/2005		Summary Release		4,070.53	0.00	
			053674	02-06	JE02-1		9/12/2005		KP ERROR ACCT# COLDWATERMETER		7,646.59	0.00	
			001739	02-06			8/26/2005		NON STOCK DIRECTLY CHARGED TO		4,248.31	0.00	
			054217	02-06	426		8/4/2005		Summary Release		0.00	289.35	0.00
			053687	02-06	049080		8/25/2005		Summary Release		2.00	0.00	
			042498	02-06	474		9/29/2005		Summary Release		2,234.34	0.00	
			055219	03-06	JE03-4		9/28/2005		REV PAYROLL POSTED TWICE 9-1-5		8,299.96	2,314.53	0.00
			001745	03-06			9/16/2005		NON STOCK DIRECTLY CHARGED TO		36.49	0.00	
			054781	04-06	449		10/25/2005		Summary Release		4,662.24	0.00	
			055932	04-06			10/27/2005		NON STOCK DIRECTLY CHARGED TO		7,127.50	0.00	
			001780	04-06	428		10/18/2005		Summary Release		27,900.00	0.00	
			055688	04-06	457		11/23/2005		Summary Release		0.00	68.84	0.00
			055587	05-06	414		11/23/2005		Summary Release		2,332.52	0.00	
			056653	05-06			11/23/2005		Summary Release		5,081.32	0.00	
			001812	06-06	414		12/6/2005		Summary Release		1,436.28	0.00	
			056892	06-06			12/22/2005		NON STOCK DIRECTLY CHARGED TO		5,142.92	0.00	
			001855	06-06			12/28/2005		Summary Release		5,677.54	0.00	
			057426	06-06					Summary Release		0.00	0.00	0.00
107345	IN	CT	050096	09-05	406		3/14/2005		Summary Release		264.67	0.00	
				07-05					Electric		0.00	0.00	0.00
				08-05							0.00	0.00	0.00

Date: Monday, December 04, 2006
 Time: 11:51AM
 User: staylor

Frankfort Plant Board
Detail General Ledger - Standard
 Periods: 07-05 Through 06-06 As of: 12/31/2006 Ledger ID: 00001

Page: 34 of 315
 Report: 01620.rpt
 Company: 00001

Jrnl	Tran	Bat	Per	Reference	Tran	Tran	Beginning	Debit	Credit	Ending
Type	Type	Nbr	Ent	Nbr	Date	Description	Balance	Amount	Amount	Balance
GJ	GL	001578	09-05		4/5/2005	TO CORRECT KEY PUNCH ERRORS		0.00	264.67	
			10-05					0.00	0.00	
			11-05					0.00	0.00	
			12-05					0.00	0.00	
			01-06					0.00	0.00	
			02-06					0.00	0.00	
			03-06					0.00	0.00	
			04-06					0.00	0.00	
			05-06					0.00	0.00	
			06-06					0.00	0.00	
Acct: 107345 Total							40,368.90	129,874.54	83,619.87	86,623.57

Acct:	107346	PURCHASE WATER METERS	Sub:	01	Balance Sheet
					0.00
					5.76
IN	CT	049230	08-05	50	27,574.00
			08-05		0.00
PO	R	049401	09-05		26,325.00
			10-05		0.00
PO	R	051049	11-05		80,131.66
			12-05		0.00
GJ	GL	001680	01-06		1,987.59
PO	R	053099	02-06		0.00
PO	R	053678	03-06		0.00
			04-06		0.00
			05-06		0.00
			06-06		0.00
Acct: 107346 Total					26,226.90

Acct:	107347	CONSTRUCT WATER DIST. METER IN	Sub:	01	Balance Sheet
					0.00
					0.00
					0.00
					0.00
					0.00
					95.75
GJ	GL	001629	11-05		0.00
GJ	GL	001680	12-05		406.79
IN	CT	053120	01-06	412	0.00
			02-06		0.00
			03-06		0.00
			04-06		0.00
Acct: 107347 Total					80,642.35

80,131.66 26,737.59

Date: Monday, December 04, 2006
 Time: 11:51AM
 User: staylor

Frankfort Plant Board
Detail General Ledger - Standard
 Periods: 07-05 Through 06-06 As of: 12/3/2006 Ledger ID: 00001

Page: 35 of 315
 Report: 01620.rpt
 Company: 00001

Jrnl	Tran	Bat	Per	Reference	Tran	Tran	Description	Beginning	Debit	Credit	Ending
Type	Type	Nbr	Ent	Nbr	Date	Date		Balance	Amount	Amount	Balance
IN	CT	056741	05-06	469	11/28/2005	11/28/2005	Summary Release		1,491.06	0.00	
IN	CT	057093	06-06	432	12/12/2005	12/12/2005	Summary Release		497.02	0.00	
								Acct 107347 Total	1,334.10	2,490.62	1,429.85
											2,394.87

Acct:	107348	CONSTRUCT WATER DIST HYDRANTS Sub: 01									
IN	CT	048491	07-05	409	1/5/2005	1/5/2005	Summary Release		225.65	0.00	
IN	RI	049104	07-05	426	1/26/2005	1/26/2005	Summary Release		0.00	1,173.21	
IN	CT	049793	08-05	425	2/25/2005	2/25/2005	Summary Release		2,601.89	0.00	
IN	CT	050104	09-05	414	3/14/2005	3/14/2005	Summary Release		2,865.19	0.00	
GJ	GL	001578	09-05		4/5/2005	4/5/2005	TO CORRECT KEY PUNCH ERRORS		218.15	0.00	
IN	CT	050844	10-05	413	4/14/2005	4/14/2005	Summary Release		962.56	0.00	
IN	CT	051834	11-05	417	5/23/2005	5/23/2005	Summary Release		1,951.42	0.00	
IN	CT	052518	12-05	417	6/20/2005	6/20/2005	Summary Release		2,899.07	0.00	
GJ	GL	001680	12-05		7/13/2005	7/13/2005	CLOSE CONSTRUCTION TO PLANT		0.00	38,666.22	
IN	RI	052517	12-05	416	6/20/2005	6/20/2005	Summary Release		0.00	225.73	
								Balance Sheet			
IN	CT	054149	02-06	443	8/23/2005	8/23/2005	Summary Release		0.00	0.00	
IN	CT	055141	03-06	473	9/28/2005	9/28/2005	Summary Release		2,478.09	0.00	
GJ	GL	001749	03-06		9/15/2005	9/15/2005			593.98	0.00	
IN	RI	054863	03-06	455	9/19/2005	9/19/2005	Summary Release		0.00	736.91	
IN	CT	055674	04-06	440	10/18/2005	10/18/2005	Summary Release		3,097.90	0.00	
GJ	GL	001780	04-06		10/27/2005	10/27/2005			75.27	0.00	
IN	RI	055925	04-06	442	10/25/2005	10/25/2005	Summary Release		0.00	1,277.79	
IN	CT	056658	05-06	459	11/23/2005	11/23/2005	Summary Release		7,073.68	0.00	
GJ	GL	001812	05-06		11/23/2005	11/23/2005			299.46	0.00	
IN	RI	056660	05-06	460	11/23/2005	11/23/2005	Summary Release		0.00	2,401.23	
IN	CT	056901	06-06	423	12/6/2005	12/6/2005	Summary Release		5,074.69	0.00	
IN	RI	057192	06-06	433	12/15/2005	12/15/2005	Summary Release		0.00	2,020.40	
								Water			
Acct:	107348	CONSTRUCT WATER DIST HYDRANTS Sub: 20									
								07-05	0.00	0.00	
								08-05	0.00	0.00	
IN	CT	049817	09-05	401	3/1/2005	3/1/2005	Summary Release		218.15	0.00	
GJ	GL	001578	09-05		4/5/2005	4/5/2005	TO CORRECT KEY PUNCH ERRORS		0.00	218.15	
								10-05	0.00	0.00	
								11-05	0.00	0.00	
								12-05	0.00	0.00	
								Acct 107348 Total	28,341.23	31,654.99	46,719.64
											13,276.58

Date: Monday, December 04, 2006
 Time: 11:51AM
 User: staylor

Frankfort Plant Board
Detail General Ledger - Standard
 Periods: 07-05 Through 06-06 As of: 12/3/2006 Ledger ID: 00001

Jrnl	Tran	Bat	Per	Reference	Tran	Tran	Beginning	Debit	Credit	Ending
Type	Type	Nbr	Ent	Nbr	Date	Description	Balance	Amount	Amount	Balance
Acct: 107352	CONSTRUC ELECT TRANS STRUCTURESUB: 01									
			07-05				Balance Sheet	0.00	0.00	*
			08-05					0.00	0.00	*
			09-05					0.00	0.00	*
			10-05					0.00	0.00	*
PO	R	051216	11-05		5/2/2005	NON STOCK DIRECTLY CHARGED TO		16.93	0.00	
GJ	GL	001680	12-05		7/13/2005	CLOSE CONSTRUCTION TO PLANT		0.00	16.93	
					Acct: 107352	Total	0.00	16.93	16.93	0.00

Acct: 107353	CONSTRUCT ELECT TRANS STATION Sub: 01									
			07-05				Balance Sheet	0.00	0.00	*
			08-05					0.00	0.00	*
			09-05					0.00	0.00	*
GJ	GL	001585	10-05		4/14/2005	CLOSE CONSTRUCTION TO PLANT		34.49	0.00	*
			11-05					0.00	0.00	
GJ	GL	001680	12-05		7/13/2005	CLOSE CONSTRUCTION TO PLANT		0.00	34.49	
					Acct: 107353	Total	0.00	34.49	34.49	0.00

Acct: 107355	CONSTRUCTION ELECT TRANS POLES Sub: 01									
			07-05				Balance Sheet	0.00	0.00	*
			08-05					0.00	0.00	*
			09-05					0.00	0.00	*
GJ	GL	001590	10-05		4/28/2005			154.32	0.00	
GJ	GL	001629	11-05		5/26/2005	CLOSE CONSTRUCTION TO PLANT		0.00	3,877.35	
GJ	GL	001680	12-05		7/13/2005			2,878.59	0.00	
IN	CT	053278	01-06	66	7/20/2005	Summary Release		67.96	0.00	
GJ	GL	001691	01-06		7/21/2005			0.00	0.00	*
			02-06					349.12	0.00	
GJ	GL	001761	03-06		9/29/2005			866.08	0.00	
IN	CT	055722	04-06	86	10/19/2005	Summary Release		1,195.62	0.00	
IN	CT	056405	05-06	70	11/11/2005	Summary Release		28.76	0.00	
PO	R	056757	06-06		12/2/2005	NON STOCK DIRECTLY CHARGED TO			0.00	
					Acct: 107355	Total	3,598.19	5,665.29	3,877.35	5,386.13

Acct: 107356	CONSTRUCT ELECT TRAN OVRHD LIN Sub: 01									
			07-05				Balance Sheet	0.00	0.00	*
			08-05					0.00	0.00	*
			09-05					0.00	0.00	*
IN	CT	050715	10-05	45	4/7/2005	Summary Release		1.52	0.00	

Date: Monday, December 04, 2006
 Time: 11:51AM
 User: stay/or

Frankfort Plant Board
Detail General Ledger - Standard
 Periods: 07-05 Through 06-06 As of: 12/3/2006 Ledger ID: 00001

Jrnl	Tran	Bat	Per	Reference	Tran	Description	Beginning Balance	Debit Amount	Credit Amount	Ending Balance
Type	Type	Nbr	Ent	Nbr	Date					
AP	VO	039379	08-05	045290	2/24/2005	Summary Release		30,861.46	0.00	
IN	CT	050142	09-05	88	3/15/2005	Summary Release		139.51	0.00	
GJ	GL	001562	09-05		3/31/2005			6,829.09	0.00	
PO	R	050331	09-05		3/30/2005	NON STOCK DIRECTLY CHARGED TO		25,368.88	0.00	
AP	VO	039836	09-05	045850	3/24/2005	Summary Release		819.00	0.00	
IN	CT	051001	10-05	75	4/21/2005	Summary Release		570.90	0.00	
GJ	GL	001590	10-05		4/28/2005			8,236.11	0.00	
PO	R	051139	10-05		4/29/2005	NON STOCK DIRECTLY CHARGED TO		9,220.63	0.00	
AP	VO	040362	10-05	046487	4/5/2005	Summary Release		10,125.77	0.00	
IN	CT	051463	11-05	46	5/9/2005	Summary Release		2,740.79	0.00	
GJ	GL	001629	11-05		5/26/2005			9,704.92	0.00	
PO	R	051774	11-05		5/26/2005	NON STOCK DIRECTLY CHARGED TO		12,244.82	0.00	
AP	VO	040844	11-05	047085	5/23/2005	Summary Release		5,712.99	0.00	
GJ	GL	001675	12-05	PAYACC12-1	7/13/2005	YEAR END PAYROLL ACCRUAL		2,058.03	551,391.04	
PO	R	052606	12-05		6/24/2005	NON STOCK DIRECTLY CHARGED TO		312,800.20	0.00	
AP	VO	041411	12-05	047748	6/23/2005	Summary Release		45,418.11	0.00	
IN	CT	052945	01-06	24	7/6/2005	Summary Release		858.51	0.00	
GJ	GL	001689	01-06	RPAYACC01	7/29/2005	REVERSE EOY PAYROLL ACCRUAL		599.41	225.01	
PO	R	053048	01-06		7/13/2005	NON STOCK DIRECTLY CHARGED TO		79,894.74	0.00	
AP	VO	041898	01-06	048345	6/29/2005	Summary Release		3,071.31	0.00	
IN	CT	054224	02-06	80	8/25/2005	Summary Release		72.07	0.00	
GJ	GL	001721	02-06		8/18/2005			1,265.98	0.00	
PO	R	054100	02-06		8/23/2005	NON STOCK DIRECTLY CHARGED TO		128,597.90	0.00	
AP	VO	042516	02-06	049113	8/25/2005	Summary Release		4,579.77	0.00	
PO	X	053558	02-06		8/1/2005	NON STOCK DIRECTLY CHARGED TO		0.00	5,965.00	
GJ	GL	001745	03-06	JE03-4	9/28/2005	REV PAYROLL POSTED TWICE 9-1-5		27,445.35	3,815.71	
PO	R	055180	03-06		9/29/2005	# 57 STONE		42,786.76	0.00	
AP	VO	042869	03-06	049508	9/15/2005	Summary Release		-29,972.99	0.00	
IN	CT	055472	04-06	60	10/7/2005	Summary Release		875.03	0.00	
GJ	GL	001780	04-06		10/27/2005			9,659.69	0.00	
PO	R	055905	04-06		10/24/2005	NON STOCK DIRECTLY CHARGED TO		19,383.86	0.00	
AP	VO	043454	04-06	050216	10/17/2005	Summary Release		5,863.76	0.00	
IN	CT	056397	05-06	62	11/11/2005	Summary Release		936.61	0.00	
GJ	GL	001830	05-06	JE05-2	12/8/2005	KP ERROR ACCT#		18,934.80	0.00	
PO	R	056578	05-06		11/22/2005	NON STOCK DIRECTLY CHARGED TO		4,157.57	0.00	
AP	VO	044118	05-06	050982	11/18/2005	Summary Release		15,632.32	0.00	
GJ	GL	001855	06-06		12/22/2005			3,128.18	0.00	
PO	R	057398	06-06		12/28/2005	NON STOCK DIRECTLY CHARGED TO		27,191.91	0.00	

Date: Monday, December 04, 2006
 Time: 11:51AM
 User: staylor

Frankfort Plant Board
Detail General Ledger - Standard
 Periods: 07-05 Through 06-06 As of: 12/31/2006 Ledger ID: 00001

Jrnl	Tran	Bat	Per	Reference	Tran	Description	Beginning Balance	Debit Amount	Credit Amount	Ending Balance	
AP	VO	044767	06-06	051742	12/29/2005	Summary Release	57,242.37	19,031.88	879,132.31	562,385.98	373,988.70
Acct: 107362 Total											

Jrnl	Tran	Bat	Per	Reference	Tran	Description	Beginning Balance	Debit Amount	Credit Amount	Ending Balance
Acct: 107363	CONSTRUCT ELECT DIST STORAGE B Sub: 01									
			07-05					0.00	0.00	*
			08-05					0.00	0.00	*
			09-05					0.00	0.00	*
			10-05					41.15	0.00	*
			11-05					0.00	0.00	*
			12-05					0.00	0.00	*
			01-06					0.00	0.00	*
			02-06					0.00	0.00	*
			03-06					6,525.00	0.00	*
			04-06					4,095.40	0.00	*
			04-06					505.34	0.00	*
			05-06					0.00	0.00	*
			06-06					727.50	0.00	*
Acct: 107363 Total							0.00	11,894.39	41.15	11,853.24

Acct:	Jrnl	Tran	Bat	Per	Reference	Tran	Description	Sub:	Balance Sheet
107364	IN	CT	048769	07-05	76	1/18/2005	Summary Release	01	180.13
	GJ	GL	001497	07-05		1/20/2005	Summary Release		487.51
	IN	RI	048386	07-05	5A	1/3/2005	Summary Release		0.00
	IN	CT	049633	08-05	99	2/17/2005	Summary Release		3,813.50
	GJ	GL	001524	08-05		2/17/2005	#2 STONE		2,152.07
	PO	R	049742	08-05		2/25/2005	Summary Release		1,873.33
	IN	CT	050164	09-05	98	3/16/2005	Summary Release		2,248.43
	GJ	GL	001562	09-05		3/31/2005	Summary Release		2,056.91
	IN	RI	049962	09-05	45	3/8/2005	Summary Release		0.00
	IN	VO	039404	08-05	045318	2/25/2005	Summary Release		8.53
	IN	CT	050991	10-05	70	4/21/2005	Summary Release		11,067.93
	GJ	GL	001590	10-05		4/28/2005	Summary Release		1,232.21
	PO	R	051087	10-05		4/26/2005	NON STOCK DIRECTLY CHARGED TO		9.02
	IN	RI	050958	10-05	62	4/21/2005	Summary Release		0.00
	IN	CT	051822	11-05	86	5/23/2005	Summary Release		7,074.18
	GJ	GL	001629	11-05		5/26/2005	Summary Release		1,076.83
	IN	CT	052720	12-05	94	6/27/2005	Summary Release		14,513.15
	GJ	GL	001675	12-05		7/13/2005	YEAR END PAYROLL ACCRUAL		1,828.37
	PO	R	052249	12-05		6/10/2005	# 57 STONE		225.93

Date: Monday, December 04, 2006
 Time: 11:51AM
 User: staylor

Frankfort Plant Board
Detail General Ledger - Standard
 Periods: 07-05 Through 06-06 As of: 12/3/2006 Ledger ID: 00001

Page: 41 of 315
 Report: 01620.rpt
 Company: 00001

Jrnl	Tran	Bat	Per	Reference	Tran	Description	Beginning Balance	Debit Amount	Credit Amount	Ending Balance	
Type	Type	Nbr	Ent	Nbr	Date						
IN	RI	048768	07-05	75	1/18/2005	Summary Release		0.00	13.11	13.11	
IN	CT	049592	08-05	89	2/15/2005	Summary Release		4,390.26	0.00	0.00	
GJ	GL	001524	08-05		2/17/2005			2,892.30	0.00	0.00	
IN	RI	049645	08-05	111	2/17/2005	Summary Release		0.00	60.43	60.43	
IN	CT	050164	09-05	98	3/16/2005	Summary Release		23,344.50	0.00	0.00	
GJ	GL	001562	09-05		3/31/2005			10,077.05	0.00	0.00	
IN	RI	049822	09-05	5	3/2/2005	Summary Release		0.00	1,670.73	1,670.73	
IN	CT	050569	10-05	9	4/4/2005	Summary Release		10,088.04	0.00	0.00	
GJ	GL	001590	10-05		4/28/2005			8,330.77	0.00	0.00	
IN	RI	050958	10-05	62	4/21/2005	Summary Release		0.00	461.22	461.22	
IN	CT	051829	11-05	91	5/23/2005	Summary Release		3,969.29	0.00	0.00	
GJ	GL	001629	11-05		5/26/2005			8,677.56	0.00	0.00	
IN	RI	051784	11-05	69	5/20/2005	Summary Release		0.00	27.19	27.19	
IN	CT	052724	12-05	98	6/27/2005	Summary Release		8,128.36	0.00	0.00	
GJ	GL	001675	12-05		7/13/2005	YEAR END PAYROLL ACCRUAL		10,333.69	154,403.52	154,403.52	
IN	RI	052046	12-05	21	6/2/2005	Summary Release		0.00	360.02	360.02	
IN	CT	052723	12-05	97	6/27/2005	Summary Release		2,342.11	0.00	0.00	
GJ	GL	001689	01-06		7/29/2005	REVERSE EOY PAYROLL ACCRUAL		3,764.91	572.35	572.35	
IN	RI	053281	01-06	69	7/20/2005	Summary Release		0.00	154.22	154.22	
IN	CT	054189	02-06	62	8/24/2005	Summary Release		1,272.04	0.00	0.00	
GJ	GL	001721	02-06		8/18/2005			1,147.15	0.00	0.00	
IN	RI	054188	02-06	61	8/24/2005	Summary Release		0.00	109.79	109.79	
IN	CT	054598	03-06	84	9/12/2005	Summary Release		923.46	0.00	0.00	
GJ	GL	001766	03-06		10/12/2005	CORR SA#ERRS SEPTPR#3		6,339.77	317.34	317.34	
IN	RI	054291	03-06	3	8/30/2005	Summary Release		0.00	842.59	842.59	
IN	CT	055717	04-06	81	10/19/2005	Summary Release		3,721.47	0.00	0.00	
GJ	GL	001788	04-06		11/3/2005	CORR SA#ERR OCTPR#1		11,875.31	2,721.65	2,721.65	
IN	RI	055225	04-06	1	9/30/2005	Summary Release		0.00	382.88	382.88	
IN	CT	056562	05-06	92	11/17/2005	Summary Release		3,128.76	0.00	0.00	
GJ	GL	001822	05-06		12/5/2005	CORR SA#ERRS NOV P/R#2		1,339.56	0.00	0.00	
IN	RI	056559	05-06	89	11/17/2005	Summary Release		0.00	363.76	363.76	
AP	VO	044098	05-06		11/17/2005	Summary Release		1,350.00	0.00	0.00	
IN	CT	057191	06-06	82	12/15/2005	Summary Release		1,962.53	0.00	0.00	
GJ	GL	001855	06-06		12/22/2005	Summary Release		4,890.49	0.00	0.00	
Acct: 107365 CONSTRUCT ELECT DIST OVERHEAD Sub: 10											
								Electric			
								07-05	0.00	0.00	0.00
								08-05	0.00	0.00	0.00
								09-05	0.00	0.00	0.00

Date: Monday, December 04, 2006
 Time: 11:51AM
 User: staylor

Frankfort Plant Board
Detail General Ledger - Standard
 Periods: 07-05 Through 06-06 As of: 12/3/2006 Ledger ID: 00001

Jrnl	Tran	Bat	Per	Ent	Reference	Tran	Date	Description	Beginning Balance	Debit Amount	Credit Amount	Ending Balance
GJ	GL	001689	01-06		RPAYACCO1		7/29/2005	REVERSE EOY PAYROLL ACCRUAL		2,534.58	1,041.26	
PO	R	053380	01-06				7/26/2005	NON STOCK DIRECTLY CHARGED TO		651.54	0.00	
PO	X	053378	01-06				7/26/2005	NON STOCK DIRECTLY CHARGED TO		0.00	976.35	
IN	CT	053888	02-06		42		8/11/2005	Summary Release		1,284.33	0.00	
GJ	GL	001721	02-06				8/18/2005	NON STOCK DIRECTLY CHARGED TO		3,620.11	0.00	
PO	R	053999	02-06				8/19/2005	Summary Release		531.15	0.00	
AP	VO	042406	02-06		048973		8/19/2005	Summary Release		10.21	0.00	
IN	CT	054629	03-06		95		9/13/2005	Summary Release		2,626.14	0.00	
GJ	GL	001745	03-06		JE03-4		9/28/2005	REV PAYROLL POSTED TWICE 9-1-5		9,927.31	3,857.95	
PO	R	054693	03-06				9/15/2005	NON STOCK DIRECTLY CHARGED TO		353.32	0.00	
IN	RI	054355	03-06		42		8/31/2005	Summary Release		0.00	27.02	
AP	VO	042641	03-06		049257		9/2/2005	Summary Release		12.50	0.00	
IN	CT	055780	04-06		91		10/20/2005	Summary Release		2,343.35	0.00	
GJ	GL	001788	04-06		JE04-1		11/3/2005	CORR SA#ERR OCTPR#1		413.76	0.00	
PO	R	055614	04-06				10/17/2005	NON STOCK DIRECTLY CHARGED TO		976.35	0.00	
IN	CT	056416	05-06		81		11/11/2005	Summary Release		5,775.57	0.00	
GJ	GL	001822	05-06		JE05-3		12/5/2005	CORR SA#ERRS NOV P/R#1		4,217.83	367.56	
PO	R	056412	05-06				11/15/2005	NON STOCK DIRECTLY CHARGED TO		63.05	0.00	
IN	RI	056333	05-06		35		11/9/2005	Summary Release		0.00	1,896.99	
AP	VO	044031	05-06		050889		11/14/2005	Summary Release		0.06	0.00	
IN	CT	056954	06-06		44		12/6/2005	Summary Release		733.67	0.00	
GJ	GL	001855	06-06				12/22/2005	Summary Release		750.77	0.00	
IN	RI	056828	06-06		4		12/1/2005	Summary Release		0.00	79.22	
Acct: 107366 CONSTRUCT ELECT UNDERGROUND DSub: 10 Electric												
			07-05							0.00	0.00	*
			08-05							0.00	0.00	*
			09-05							0.00	0.00	*
			10-05							0.00	0.00	*
			11-05							0.00	0.00	*
IN	CT	052729	12-05		103		6/27/2005	Summary Release		4.54	0.00	
GJ	GL	001667	12-05		JE12-2		7/6/2005	KP ERROR ACCT#		0.00	4.54	
Acct: 107366 Total 71,098.57 49,854.22 91,227.15 29,725.64												
Balance Sheet												
Acct: 107367	CONSTRUCT ELECT UG CONDUCTOR	Sub: 01										
IN	CT	048580	07-05		32		1/7/2005	Summary Release		1,847.98	0.00	
GJ	GL	001497	07-05				1/20/2005	NON STOCK DIRECTLY CHARGED TO		1,466.11	0.00	
PO	R	048787	07-05				1/19/2005	Summary Release		82,651.16	0.00	
IN	CT	049616	08-05		93		2/17/2005	Summary Release		31,317.57	0.00	

Date: Monday, December 04, 2006
 Time: 11:51AM
 User: staylor

Frankfort Plant Board
Detail General Ledger - Standard
 Periods: 07-05 Through 06-06 As of: 12/31/2006 Ledger ID: 00001

Page: 44 of 315
 Report: 01620.rpt
 Company: 00001

Jrnl	Tran	Bat	Per	Ent	Reference	Tran	Date	Description	Beginning Balance	Debit Amount	Credit Amount	Ending Balance
GJ	GL	001524	08-05				2/17/2005			11,462.21	0.00	
PO	R	049686	08-05				2/22/2005	NON STOCK DIRECTLY CHARGED TO		1,236.00	0.00	
AP	VO	039348	08-05		045253		2/22/2005	Summary Release		128.40	0.00	
IN	CT	049963	09-05		8950		3/8/2005	Summary Release		8,937.15	0.00	
GJ	GL	001562	09-05				3/31/2005			10,772.80	0.00	
IN	RI	049958	09-05		41		3/8/2005	Summary Release		0.00	534.54	
IN	CT	050847	10-05		59		4/14/2005	Summary Release		7,953.03	0.00	
GJ	GL	001690	10-05				4/28/2005			3,774.22	0.00	
IN	RI	050774	10-05		58		4/12/2005	Summary Release		0.00	26.80	
IN	CT	051791	11-05		74		5/20/2005	Summary Release		4,835.20	0.00	
GJ	GL	001629	11-05				5/26/2005			1,633.31	0.00	
IN	CT	052539	12-05		85		6/21/2005	Summary Release		4,784.07	0.00	
GJ	GL	001675	12-05		PAYACC12-1		7/13/2005	YEAR END PAYROLL ACCRUAL		8,072.79	235,171.48	
IN	RI	052064	12-05		23		6/3/2005	Summary Release		0.00	178.05	
IN	CT	053458	01-06		99		7/28/2005	Summary Release		35,867.53	0.00	
GJ	GL	001689	01-06		RPAVACC01		7/29/2005	REVERSE EOY PAYROLL ACCRUAL		2,573.41	2,070.55	
PO	R	053461	01-06				7/28/2005	NON STOCK DIRECTLY CHARGED TO		73,891.80	0.00	
IN	CT	053809	02-06		9		8/9/2005	Summary Release		2,653.90	0.00	
GJ	GL	001721	02-06				8/18/2005			6,756.52	0.00	
^ AP	VO	042012	01-06		048490		7/28/2005	Summary Release		-0.30	0.00	
PO	X	053622	02-06				8/4/2005	NON STOCK DIRECTLY CHARGED TO		0.00	359.10	
IN	CT	054629	03-06		95		9/13/2005	Summary Release		7,238.25	0.00	
GJ	GL	001745	03-06		JE03-4		9/28/2005	REV PAYROLL POSTED TWICE 9-1-5		7,141.45	2,572.89	
IN	CT	055638	04-06		78		10/14/2005	Summary Release		6,664.77	0.00	
GJ	GL	001780	04-06				10/27/2005			2,369.03	0.00	
PO	R	055517	04-06				10/11/2005	NON STOCK DIRECTLY CHARGED TO		821.96	0.00	
IN	CT	056416	05-06		81		11/11/2005	Summary Release		10,463.12	0.00	
GJ	GL	001822	05-06		JE05-3		12/5/2005	CORR SA#ERRS NOV P/R#1		4,604.72	569.52	
PO	R	056155	05-06				11/2/2005	NON STOCK DIRECTLY CHARGED TO		205.00	0.00	
IN	RI	056057	05-06		2		11/11/2005	Summary Release		0.00	341.67	
AP	VO	043844	05-06		050665		11/2/2005	Summary Release		98.39	0.00	
IN	CT	056953	06-06		43		12/6/2005	Summary Release		2,072.47	0.00	
GJ	GL	001855	06-06				12/22/2005			983.96	0.00	
IN	RI	057159	06-06		76		12/14/2005	Summary Release		0.00	851.55	
Acct:	107367				CONSTRUCT ELECT UG CONDUCTOR	Sub:	40					
	07-05							General		0.00	0.00	
	08-05									0.00	0.00	
	09-05									0.00	0.00	

Date: Monday, December 04, 2006
 Time: 11:51AM
 User: staylor

Frankfort Plant Board
 Detail General Ledger - Standard
 Ledger ID: 00001

Periods: 07-05 Through 06-06 As of: 12/31/2006

Jrnl	Tran	Bat	Per	Reference	Tran	Tran	Description	Beginning Balance	Debit Amount	Credit Amount	Ending Balance	
Type	Type	Nbr	Ent	Nbr	Date	Date						
			10-05						0.00	0.00	*	
			11-05						0.00	0.00	*	
			12-05						0.00	0.00	*	
Act								107367	55,038.87	345,277.98	242,676.15	157,640.70

Acct:	107368	CONSTRUCT ELECT DIST LINE TRAN										Sub:	01	Balance Sheet				
IN	CT	048679	07-05	63	1/12/2005		Summary Release		719.99	0.00	0.00							
GJ	GL	001497	07-05		1/20/2005				275.40	0.00	0.00							
IN	CT	049616	08-05	93	2/17/2005		Summary Release		10,166.58	0.00	0.00							
GJ	GL	001524	08-05		2/17/2005				771.12	0.00	0.00							
IN	CT	050139	09-05	85	3/15/2005		Summary Release		21,077.90	0.00	0.00							
GJ	GL	001562	09-05		3/31/2005				8,018.79	0.00	0.00							
IN	CT	051042	10-05	99	4/22/2005		Summary Release		44,732.40	0.00	0.00							
GJ	GL	001590	10-05		4/28/2005				7,303.41	0.00	0.00							
IN	RI	051016	10-05	89	4/21/2005		Summary Release		25,101.74	0.00	0.00							
IN	CT	051847	11-05	96A	5/24/2005		Summary Release		5,080.44	0.00	0.00							
GJ	GL	001629	11-05		5/26/2005				0.00	8,182.25	3,938.66							
IN	RI	051847	11-05	96A	6/16/2005		Summary Release		14,014.80	0.00	0.00							
IN	CT	052459	12-05	68	7/13/2005		Summary Release		4,880.73	215,329.75	0.00							
GJ	GL	001675	12-05		7/13/2005		YEAR END PAYROLL ACCRUAL		0.00	5,628.87	0.00							
IN	RI	052369	12-05	76A	6/15/2005		Summary Release		45,688.05	137.42	0.00							
IN	CT	053455	01-06	96	7/28/2005		Summary Release		275.63	1,299.09	0.00							
GJ	GL	001689	01-06		7/29/2005		REVERSE EOY PAYROLL ACCRUAL		0.00	0.00	0.00							
IN	RI	053220	01-06	45	7/19/2005		Summary Release		1,099.95	0.00	0.00							
IN	CT	053809	02-06	9	8/9/2005		Summary Release		1,427.34	0.00	0.00							
GJ	GL	001721	02-06		8/18/2005				940.00	0.00	0.00							
PO	R	053772	02-06		8/8/2005		NON STOCK DIRECTLY CHARGED TO		7,438.74	0.00	0.00							
IN	CT	054650	03-06	97	9/14/2005		Summary Release		1,292.47	407.24	0.00							
GJ	GL	001766	03-06		10/12/2005		CORR SA#ERRS SEPTPR#3		11,888.89	0.00	0.00							
IN	CT	055438	04-06	55	10/6/2005		Summary Release		3,640.30	0.00	0.00							
GJ	GL	001780	04-06		10/27/2005				0.00	235.42	0.00							
IN	RI	055626	04-06	70	10/14/2005		Summary Release		5,066.11	0.00	0.00							
IN	CT	056553	05-06	83	11/17/2005		Summary Release		384.77	0.00	0.00							
GJ	GL	001812	05-06		11/23/2005				0.00	11,354.80	0.00							
IN	RI	056579	05-06	99	11/18/2005		Summary Release		3,895.44	0.00	0.00							
IN	CT	057191	06-06	82	12/15/2005		Summary Release		265.22	0.00	0.00							
GJ	GL	001855	06-06		12/22/2005													
Act: 107368					CONSTRUCT ELECT DIST LINE TRAN										Sub:	40	General	

Date: Monday, December 04, 2006
 Time: 11:51AM
 User: staylor

Frankfort Plant Board
Detail General Ledger - Standard
 Periods: 07-05 Through 06-06 As of: 12/3/2006 Ledger ID: 00001

Jrnl	Tran	Bat	Per	Reference	Tran	Description	Beginning Balance	Debit Amount	Credit Amount	Ending Balance
Type	Type	Nbr	Ent	Nbr	Date					
			01-06					0.00	0.00	*
			02-06					0.00	0.00	*
			03-06					0.00	0.00	*
			04-06					0.00	0.00	*
			05-06					0.00	0.00	*
			06-06					0.00	0.00	*
Acct: 107368 Total							90,936.23	225,446.21	246,513.50	69,868.94

Balance Sheet

Acct:	107369	CONSTRUCT ELECT DIST SERVICES	Sub:	01						
IN	CT	048682	07-05	66	1/12/2005	Summary Release		3,214.72	0.00	0.00
GJ	GL	001497	07-05		1/20/2005			5,161.44	0.00	
IN	RI	048464	07-05	9	1/5/2005	Summary Release		0.00	177.57	
IN	CT	049467	08-05	76	2/8/2005	Summary Release		1,750.85	0.00	
GJ	GL	001524	08-05		2/17/2005			7,552.09	0.00	
IN	CT	050165	09-05	99	3/16/2005	Summary Release		7,518.35	0.00	
GJ	GL	001578	09-05		4/5/2005	TO CORRECT KEY PUNCH ERRORS		11,565.11	0.00	
IN	CT	051005	10-05	78	4/21/2005	Summary Release		4,259.73	0.00	
GJ	GL	001590	10-05		4/28/2005			8,803.08	0.00	
IN	CT	051977	11-05	97	5/31/2005	Summary Release		1,262.50	0.00	
GJ	GL	001638	11-05		6/2/2005	KP ERROR ACCT#		5,207.51	0.00	
IN	RI	051352	11-05	5	5/9/2005	Summary Release		0.00	280.28	
IN	CT	052725	12-05	99	6/27/2005	Summary Release		1,703.48	0.00	
GJ	GL	001675	12-05		7/13/2005	YEAR END PAYROLL ACCRUAL		7,603.26	111,118.71	
IN	RI	052247	12-05	49	6/9/2005	Summary Release		0.00	286.56	
IN	CT	053258	01-06	59	7/20/2005	Summary Release		1,366.43	0.00	
GJ	GL	001689	01-06		7/29/2005	REVERSE EOY PAYROLL ACCRUAL		4,277.61	2,112.85	
IN	CT	054222	02-06	78	8/25/2005	Summary Release		1,573.54	0.00	
GJ	GL	001721	02-06		8/18/2005			4,361.07	0.00	
IN	RI	053820	02-06	19	8/9/2005	Summary Release		0.00	30.30	
IN	CT	054651	03-06	98	9/14/2005	Summary Release		2,227.30	0.00	
GJ	GL	001745	03-06		9/28/2005	REV PAYROLL POSTED TWICE 9-1-5		7,893.67	2,090.93	
IN	RI	054954	03-06	133	9/22/2005	Summary Release		0.00	207.00	
IN	CT	055718	04-06	82	10/19/2005	Summary Release		5,898.85	0.00	
GJ	GL	001780	04-06		10/27/2005			4,570.48	0.00	
IN	RI	055276	04-06	7	10/3/2005	Summary Release		0.00	298.03	
IN	CT	056567	05-06	97	11/17/2005	Summary Release		869.85	0.00	
GJ	GL	001822	05-06		12/5/2005	CORR SA#ERRS NOV P/R#1		3,945.93	224.29	
IN	CT	057474	06-06	99	12/29/2005	Summary Release		3,441.53	0.00	

Date: Monday, December 04, 2006
 Time: 11:51AM
 User: staylor

Frankfort Plant Board
Detail General Ledger - Standard
 Periods: 07-05 Through 06-06 As of: 12/31/2006 Ledger ID: 00001

Page: 47 of 315
 Report: 01620.rpt
 Company: 00001

Jrnl	Tran	Bat	Per	Reference	Tran	Tran	Beginning	Debit	Credit	Ending
Type	Type	Nbr	Ent	Nbr	Description	Date	Balance	Amount	Amount	Balance
GJ	GL	001855	06-06	78	Summary Release	12/22/2005		3,297.45	0.00	
IN	RI	057161	06-06	78	Summary Release	12/14/2005		0.00	129.67	
Acct:	107369	CONSTRUC ELECT DIST SERVICES	Sub:	10	Electric					
			07-05					0.00	0.00	*
			08-05					0.00	0.00	*
IN	CT	050136	09-05	82	Summary Release	3/15/2005		1,822.00	0.00	
GJ	GL	001578	09-05		TO CORRECT KEY PUNCH ERRORS	4/5/2005		0.00	1,822.00	*
			10-05					0.00	0.00	
IN	CT	051393	11-05	17	Summary Release	5/9/2005		0.88	0.00	
GJ	GL	001638	11-05	JE11-2	KP ERROR ACCT#	6/2/2005		0.00	0.88	*
			12-05					0.00	0.00	
GJ	GL	001705	01-06	JE01-2	KP ERROR ACCT#	8/9/2005		0.00	6.54	*
PO	R	053122	01-06		NON STOCK DIRECTLY CHARGED TO	7/15/2005		0.00	0.00	*
			02-06					0.00	0.00	*
			03-06					0.00	0.00	*
			04-06					0.00	0.00	*
			05-06					0.00	0.00	*
			06-06					0.00	0.00	*
Act	107369	Total					46,261.00	111,155.25	118,785.61	38,630.64

Acct:	107370	CONSTRUC ELECTRIC DIST. METER	Sub:	01	Balance Sheet
IN	CT	048606	07-05	51	Summary Release
GJ	GL	001497	07-05		Summary Release
IN	CT	049463	08-05	72	Summary Release
IN	CT	050013	09-05	70	Summary Release
GJ	GL	001554	09-05		Summary Release
IN	RI	050175	09-05	109	Summary Release
IN	CT	051020	10-05	93	Summary Release
IN	CT	051800	11-05	83	Summary Release
IN	CT	052716	12-05	90	Summary Release
GJ	GL	001680	12-05	CLOSING	CLOSE CONSTRUCTION TO PLANT
IN	CT	053457	01-06	98	Summary Release
GJ	GL	001687	01-06	JE01-2	KP ERROR ACCT#
IN	CT	054203	02-06	65	Summary Release
IN	RI	054202	02-06	64	Summary Release
IN	CT	054593	03-06	79	Summary Release
IN	CT	055785	04-06	96	Summary Release
IN	CT	056567	05-06	97	Summary Release

Date: Monday, December 04, 2006
 Time: 11:51AM
 User: staylor

Frankfort Plant Board
Detail General Ledger - Standard

Page: 48 of 315
 Report: 01620.rpt
 Company: 00001

Periods: 07-05 Through 06-06 As of: 12/31/2006 Ledger ID: 00001

Jrnl	Tran	Bat	Per	Reference	Tran	Tran	Beginning	Debit	Credit	Ending
Type	Type	Nbr	Ent	Nbr	Date	Description	Balance	Amount	Amount	Balance
IN	CT	057147	06-06	75	12/14/2005	Summary Release		839.05	0.00	
Acct: 107370 Total							8,120.91	22,734.38	24,091.43	6,763.86

Acct:	107371	CONSTRUCT SECURITY LIGHTS	Sub:	01	Balance Sheet					
IN	CT	049467	07-05		0.00					
IN	CT	049467	08-05	76	0.00					
GJ	GL	001524	08-05		3,289.93					
IN	CT	049978	09-05	57	0.00					
GJ	GL	001562	09-05		312.91					
PO	R	050148	09-05		314.67					
IN	CT	050603	10-05	33	0.00					
GJ	GL	001585	10-05		673.28					
IN	CT	052722	11-05		2,237.40					
GJ	GL	001675	12-05	96	277.07					
IN	CT	053005	12-05		311.47					
GJ	GL	001689	01-06		0.00					
PO	R	052932	01-06		0.00					
AP	VO	041636	01-06	048025	0.00					
IN	CT	053833	02-06	32	0.00					
GJ	GL	001719	02-06		146.81					
IN	CT	055143	03-06	134	42.59					
GJ	GL	001761	03-06		95.17					
IN	RI	054338	03-06	25	42.59					
IN	CT	055635	04-06	75	0.00					
GJ	GL	001780	04-06		0.00					
GJ	GL	001812	05-06		652.51					
IN	CT	057455	06-06	86	844.82					
GJ	GL	001855	06-06		883.71					
Acct: 107371 Total							77,766.43	14,472.66	88,094.19	4,144.90

Acct:	107373	CONSTRUCT STREET LIGHTS & SIGN	Sub:	01	Balance Sheet	
IN	CT	048595	07-05	45	51.88	
GJ	GL	001497	07-05		158.48	
IN	CT	049328	08-05	64	137.03	
GJ	GL	001524	08-05		41.15	
IN	CT	049977	09-05	56	170.42	
GJ	GL	001554	09-05		32.94	
IN	RI	049986	09-05	65	0.00	
Acct: 107373 Total					88,094.19	212.88

Date: Monday, December 04, 2006
 Time: 11:51AM
 User: staylor

Frankfort Plant Board
Detail General Ledger - Standard
 Periods: 07-05 Through 06-06 As of: 12/3/2006 Ledger ID: 00001

Page: 49 of 315
 Report: 01620.rpt
 Company: 00001

Jrnl	Tran	Bat	Per	Reference	Tran	Tran	Description	Beginning	Debit	Credit	Ending	
Type	Type	Nbr	Ent	Nbr	Date			Balance	Amount	Amount	Balance	
IN	CT	051219	10-05	128	4/29/2005		Summary Release		183.04	0.00	0.00	
GU	GL	001616	11-05		5/12/2005				66.45	0.00	0.00	
GU	GL	001675	12-05	PAYACC12-1	7/13/2005		YEAR END PAYROLL ACCRUAL		1,478.00	4,467.73	4,467.73	
PO	R	052440	12-05		6/16/2005		NON STOCK DIRECTLY CHARGED TO		212.11	0.00	0.00	
IN	RI	052163	12-05	27	6/8/2005		Summary Release		0.00	53.00	53.00	
AP	VO	041087	12-05	047364	6/6/2005		Summary Release		-0.01	0.00	0.00	
IN	CT	053246	01-06	52	7/20/2005		Summary Release		374.27	0.00	0.00	
GU	GL	001689	01-06	RPAYACC01	7/29/2005		REVERSE EOY PAYROLL ACCRUAL		192.90	173.61	173.61	
PO	R	052795	01-06		7/1/2005		NON STOCK DIRECTLY CHARGED TO		105.00	0.00	0.00	
IN	RI	052948	01-06	31	7/6/2005		Summary Release		0.00	132.98	132.98	
AP	VO	041050	12-05	047320	6/3/2005		Summary Release		0.40	0.00	0.00	
IN	CT	053832	02-06	31	8/9/2005		Summary Release		1,093.00	0.00	0.00	
IN	RI	053813	02-06	12	8/9/2005		Summary Release		0.00	58.48	58.48	
IN	CT	055627	04-06	69	10/14/2005		Summary Release		0.00	0.00	0.00	
GU	GL	001788	04-06	JE04-1	11/3/2005		CORR SA#ERR OCTPR#1		7,464.22	0.00	0.00	
IN	RI	055230	04-06	5A	9/30/2005		Summary Release		87.46	0.00	0.00	
IN	CT	056330	05-06	32	11/9/2005		Summary Release		0.00	5,193.00	5,193.00	
GU	GL	001812	05-06		11/23/2005		Summary Release		142.16	0.00	0.00	
IN	RI	056329	05-06	31	11/9/2005		Summary Release		0.00	88.60	88.60	
GU	GL	001855	06-06		12/22/2005		Summary Release		142.16	0.00	0.00	
Acct: 107373 CONSTRUCT STREET LIGHTS & SIGN Sub: 20												
Water												
			01-06						0.00	0.00	0.00	
			02-06						0.00	0.00	0.00	
			03-06						0.00	0.00	0.00	
			04-06						0.00	0.00	0.00	
			05-06						0.00	0.00	0.00	
			06-06						0.00	0.00	0.00	
Acct 107373 Total									2,202.12	12,211.31	10,380.28	4,033.15

Acct:	107390	CONSTRUCT GEN STRUCTURES AND I Sub: 01	Balance Sheet
IN	CT	049073 07-05 751	4,544.02
PO	R	048970 07-05	78.08
IN	RI	048893 07-05 713	0.00
IN	CT	049422 08-05 648	10,327.94
PO	R	049383 08-05	330.88
IN	CT	050469 09-05 744	53.81
PO	R	050327 09-05	307.44
			149.99

Date: Monday, December 04, 2006
 Time: 11:51AM
 User: staylor

Frankfort Plant Board
 Detail General Ledger - Standard
 Periods: 07-05 Through 06-06 As of: 12/31/2006 Ledger ID: 00001

Jrnl	Tran	Bat	Per	Reference	Tran	Tran	Description	Beginning Balance	Debit Amount	Credit Amount	Ending Balance
Type	Type	Nbr	Ent	Nbr	Date						
PO	R	051109	10-05		4/28/2005		NON STOCK DIRECTLY CHARGED TO	2,461.10		0.00	
AP	VO	040153	10-05	046232	4/13/2005		Summary Release	16.05		0.00	
AP	AD	040635	11-05	046831	5/21/2005		Summary Release	0.00		59.00	
IN	CT	051933	11-05	707	5/27/2005		Summary Release	1,836.76		0.00	
PO	R	051793	11-05		5/26/2005		NON STOCK DIRECTLY CHARGED TO	7,459.00		0.00	
AP	VO	040953	11-05	047211	5/27/2005		Summary Release	3,974.62		0.00	
IN	CT	052534	12-05	628	6/21/2005		Summary Release	271.31		0.00	
GJ	GL	001675	12-05	PAYACC12-1	7/13/2005		YEAR END PAYROLL ACCRUAL	20,220.54		99,060.31	
PO	R	052714	12-05		6/27/2005		NON STOCK DIRECTLY CHARGED TO	19,659.98		0.00	
AP	VO	041470	12-05	047825	6/13/2005		Summary Release	108.04		0.00	
PO	X	052247	12-05		6/10/2005		NON STOCK DIRECTLY CHARGED TO	0.00		141.95	
GJ	GL	001689	01-06	RPAYACC01	7/29/2005		REVERSE EOY PAYROLL ACCRUAL	859.70		773.73	
PO	R	052910	01-06		7/5/2005		NON STOCK DIRECTLY CHARGED TO	11,033.09		0.00	
AP	VO	041941	01-06	048395	7/26/2005		Summary Release	124,554.85		0.00	
GJ	GL	001734	02-06	JE02-1	9/7/2005		JUNE ACC REV IN JUL WRONG ACCT	1,984.00		14,826.48	
PO	R	054014	02-06		8/19/2005		NON STOCK DIRECTLY CHARGED TO	65,803.71		0.00	
AP	VO	042423	02-06	048990	8/4/2005		Summary Release	0.00		911.25	
PO	X	053618	02-06		9/28/2005		NON STOCK DIRECTLY CHARGED TO	849.17		0.00	
IN	CT	055099	03-06	736	9/29/2005		Summary Release	6,138.39		0.00	
PO	R	055139	03-06		9/29/2005		NON STOCK DIRECTLY CHARGED TO	42,561.54		0.00	
AP	VO	043157	03-06	049856	9/29/2005		Summary Release	224.11		0.00	
IN	CT	056019	04-06	715	10/27/2005		NON STOCK DIRECTLY CHARGED TO	219.03		0.00	
PO	R	055282	04-06		10/3/2005		Summary Release	429.11		0.00	
AP	VO	043652	04-06	050440	10/24/2005		Summary Release	528.43		0.00	
IN	CT	056709	05-06	724	11/28/2005		Summary Release	1,131.46		0.00	
PO	R	056690	05-06		11/29/2005		NON STOCK DIRECTLY CHARGED TO	8.90		0.00	
AP	VO	043950	05-06	050801	11/9/2005		Summary Release	428.00		0.00	
PO	R	057141	06-06		12/15/2005		NON STOCK DIRECTLY CHARGED TO	141,519.78		0.00	
AP	VO	044764	06-06	051739	12/29/2005		Summary Release			0.00	
Acct: 107390 CONSTRUCT GEN STRUCTURES AND I Sub: 40											
General									0.00	0.00	0.00
07-05									0.00	0.00	0.00
08-05									0.00	0.00	0.00
09-05									0.00	0.00	0.00
10-05									0.00	0.00	0.00
11-05									0.00	0.00	0.00
GJ	GL	001667	12-05	JE12-2	7/6/2005		KP ERROR ACCT#	0.00		1,486.00	
PO	R	052366	12-05		6/15/2005		NON STOCK DIRECTLY CHARGED TO	1,486.00		0.00	

Date: Monday, December 04, 2006
 Time: 11:51AM
 User: staylor

Frankfort Plant Board
Detail General Ledger - Standard
 Periods: 07-05 Through 06-06 As of: 12/31/2006 Ledger ID: 00001

Page: 51 of 315
 Report: 01620.rpt
 Company: 00001

Jrnl	Tran	Bat	Per	Ent	Reference	Tran	Tran	Description	Beginning Balance	Debit Amount	Credit Amount	Ending Balance
Type	Type	Nbr		Nbr		Date						
Acct: 107391 CONSTRUCT OFFICE FURNATURE ANDSub: 01												
PO	R	048877	07-05			1/19/2005		NON STOCK DIRECTLY CHARGED TO		63,527.06	0.00	63,527.06
								Summary Release	706.80		0.00	706.80
AP	VO	038676	07-05		044462	1/14/2005		NON STOCK DIRECTLY CHARGED TO	15,889.70		0.00	15,889.70
								Summary Release	89,236.42		0.00	89,236.42
PO	R	049750	08-05			2/25/2005		NON STOCK DIRECTLY CHARGED TO	360.08		0.00	360.08
								Summary Release	2,449.94		0.00	2,449.94
AP	VO	039418	08-05		045332	3/7/2005		NON STOCK DIRECTLY CHARGED TO	0.00		0.00	0.00
								Summary Release	0.00		0.00	0.00
PO	R	049872	09-05			3/24/2005		NON STOCK DIRECTLY CHARGED TO	2,000.00		0.00	2,000.00
								Summary Release	46,091.22		0.00	46,091.22
AP	AD	040313	10-05		046433	4/5/2005		NON STOCK DIRECTLY CHARGED TO	200.10		0.00	200.10
								Summary Release	12,558.50		0.00	12,558.50
AP	VO	040372	10-05		046498	5/31/2005		NON STOCK DIRECTLY CHARGED TO	115,883.25		0.00	115,883.25
								Summary Release	35,672.58		0.00	35,672.58
PO	R	051866	11-05			6/24/2005		NON STOCK DIRECTLY CHARGED TO	0.00		0.00	0.00
								Summary Release	2,333.98		0.00	2,333.98
AP	VO	040784	11-05		047011	7/6/2005		NON STOCK DIRECTLY CHARGED TO	10,018.63		0.00	10,018.63
								Summary Release	14,834.48		0.00	14,834.48
GJ	GL	001663	12-05		JE12-1	8/16/2005		NON STOCK DIRECTLY CHARGED TO	13,650.66		0.00	13,650.66
								Summary Release	45.00		0.00	45.00
PO	R	052618	12-05			8/10/2005		NON STOCK DIRECTLY CHARGED TO	13,998.00		0.00	13,998.00
								Summary Release	2,995.44		0.00	2,995.44
AP	VO	041456	12-05		047807	9/27/2005		NON STOCK DIRECTLY CHARGED TO	19,354.00		0.00	19,354.00
								Summary Release	1,789.00		0.00	1,789.00
GJ	GL	001712	01-06		JE01-1	10/18/2005		NON STOCK DIRECTLY CHARGED TO	6,990.00		0.00	6,990.00
								Summary Release	0.00		0.00	0.00
PO	R	053331	01-06			9/27/2005		NON STOCK DIRECTLY CHARGED TO	16,069.23		0.00	16,069.23
								Summary Release	889.95		0.00	889.95
AP	VO	041980	01-06		048434	12/5/2005		NON STOCK DIRECTLY CHARGED TO	2,625.00		0.00	2,625.00
								Summary Release	0.00		0.00	0.00
PO	R	053812	02-06		JE02-2	11/18/2005		NON STOCK DIRECTLY CHARGED TO	5,931.31		0.00	5,931.31
								Summary Release	27.95		0.00	27.95
GJ	GL	001736	02-06		JE03-3	11/18/2005		NON STOCK DIRECTLY CHARGED TO	0.00		0.00	0.00
								Summary Release	0.00		0.00	0.00
AP	VO	042073	03-06		048556	12/5/2005		NON STOCK DIRECTLY CHARGED TO	0.00		0.00	0.00
								Summary Release	0.00		0.00	0.00
GJ	GL	001769	03-06		JE03-3	12/5/2005		NON STOCK DIRECTLY CHARGED TO	0.00		0.00	0.00
								Summary Release	0.00		0.00	0.00
PO	R	055072	03-06			11/18/2005		NON STOCK DIRECTLY CHARGED TO	0.00		0.00	0.00
								Summary Release	0.00		0.00	0.00
AP	VO	043175	03-06		049874	12/5/2005		NON STOCK DIRECTLY CHARGED TO	0.00		0.00	0.00
								Summary Release	0.00		0.00	0.00
GJ	GL	001791	04-06		JE04-2	11/18/2005		NON STOCK DIRECTLY CHARGED TO	0.00		0.00	0.00
								Summary Release	0.00		0.00	0.00
PO	R	055837	04-06			12/5/2005		NON STOCK DIRECTLY CHARGED TO	0.00		0.00	0.00
								Summary Release	0.00		0.00	0.00
^ AP	VO	043074	03-06		049754	11/18/2005		NON STOCK DIRECTLY CHARGED TO	0.00		0.00	0.00
								Summary Release	0.00		0.00	0.00
GJ	GL	001821	05-06		JE05-1	11/18/2005		NON STOCK DIRECTLY CHARGED TO	0.00		0.00	0.00
								Summary Release	0.00		0.00	0.00
PO	R	056517	05-06			12/21/2005		NON STOCK DIRECTLY CHARGED TO	0.00		0.00	0.00
								Summary Release	0.00		0.00	0.00
AP	VO	044198	05-06		051080	11/18/2005		NON STOCK DIRECTLY CHARGED TO	0.00		0.00	0.00
								Summary Release	0.00		0.00	0.00
AP	AD	044678	06-06		051651	12/28/2005		NON STOCK DIRECTLY CHARGED TO	0.00		0.00	0.00
								Summary Release	0.00		0.00	0.00
PO	R	057361	06-06			11/18/2005		NON STOCK DIRECTLY CHARGED TO	0.00		0.00	0.00
								Summary Release	0.00		0.00	0.00
^ AP	VO	044132	05-06		050998	11/18/2005		NON STOCK DIRECTLY CHARGED TO	0.00		0.00	0.00
								Summary Release	0.00		0.00	0.00
Acct: 107391 CONSTRUCT OFFICE FURNATURE ANDSub: 10												
								Summary Release	0.00		0.00	0.00
GJ	GL	001736	02-06		JE02-2	9/8/2005		KP ERROR ACCT#	0.00		0.00	0.00
								Summary Release	0.00		0.00	0.00
AP	VO	042072	02-06		048555	8/1/2005		Summary Release	8.00		0.00	8.00
								Summary Release	0.00		0.00	0.00
Total									48,117.58	461,230.89	127,586.66	381,761.81

*

Date: Monday, December 04, 2006
 Time: 11:51AM
 User: staylor

Frankfort Plant Board
Detail General Ledger - Standard
 Periods: 07-05 Through 06-06 As of: 12/31/2006 Ledger ID: 00001

Jrnl	Tran	Bat	Per	Reference	Tran	Description	Beginning Balance	Debit Amount	Credit Amount	Ending Balance
Type	Type	Nbr	Ent	Nbr	Date					
GJ	GL	001812	05-06		11/23/2005	NON STOCK DIRECTLY CHARGED TO		2,968.59	0.00	0.00
PO	R	056349	05-06		11/10/2005	Summary Release		745.00	0.00	0.00
AP	VO	043990	05-06	050841	11/10/2005	NON STOCK DIRECTLY CHARGED TO		2,741.35	0.00	0.00
PO	R	057329	06-06		12/21/2005	NON STOCK DIRECTLY CHARGED TO				
Acct 107398 Total							44,294.85	48,947.99	59,732.17	33,510.67

Acct:	108210	DEPRECIATION HEAD END	Sub: 01	Balance Sheet
GJ	GL	001500	1/27/2005	0.00
GJ	GL	001525	2/22/2005	2,243.99
GJ	GL	001552	3/15/2005	2,243.99
GJ	GL	001582	4/14/2005	2,243.99
GJ	GL	001613	5/12/2005	2,243.99
GJ	GL	001645	6/16/2005	2,157.72
GJ	GL	001699	8/3/2005	2,157.72
GJ	GL	001733	9/7/2005	2,157.72
GJ	GL	001747	9/28/2005	2,157.72
GJ	GL	001795	11/4/2005	2,157.72
GJ	GL	001808	11/29/2005	2,157.72
GJ	GL	001840	12/29/2005	0.00
Acct 108210 Total				26,232.19

Acct:	108215	DEPRECIATION CABLE DISTRIBUTIO	Sub: 01	Balance Sheet
GJ	GL	001500	1/27/2005	0.00
GJ	GL	001525	2/22/2005	46,967.62
GJ	GL	001552	3/15/2005	47,385.63
GJ	GL	001582	4/14/2005	47,999.86
GJ	GL	001613	5/12/2005	48,340.77
GJ	GL	001645	6/16/2005	48,615.69
GJ	GL	001699	8/3/2005	46,310.75
GJ	GL	001733	9/7/2005	46,363.50
GJ	GL	001747	9/28/2005	46,434.76
GJ	GL	001795	11/4/2005	46,471.82
GJ	GL	001808	11/29/2005	46,536.57
GJ	GL	001840	12/29/2005	46,619.11
Acct 108215 Total				564,565.46

Acct:	108220	DEPRECIATION CABLE EQUIPMENT	Sub: 01	Balance Sheet
GJ	GL	001500	1/27/2005	0.00
GJ	GL	001525	2/22/2005	5,910.65
Acct 108220 Total				5,910.65

Acct:	108210	DEPRECIATION FOR JAN	Sub: 01	Balance Sheet
GJ	GL	001525	08-05	0.00
Acct 108210 Total				-5,963,275.18

Date: Monday, December 04, 2006
 Time: 11:51AM
 User: staylor

Periods: 07-05 Through 06-06 As of: 12/3/2006 Ledger ID: 00001

Frankfort Plant Board
Detail General Ledger - Standard

Page: 56 of 315
 Report: 01620.rpt
 Company: 00001

Jrnl	Tran	Bat	Per	Ent	Reference	Tran	Date	Description	Beginning Balance	Debit Amount	Credit Amount	Ending Balance
GJ	GL	001552	09-05		DEP09		3/15/2005	DEPRECIATION FOR MARCH		0.00	5,940.41	
GJ	GL	001582	10-05		DEP10		4/14/2005	DEPRECIATION FOR APRIL		0.00	5,985.41	
GJ	GL	001613	11-05		DEP11		5/12/2005	DEPRECIATION FOR MAY		0.00	6,129.08	
GJ	GL	001645	12-05		DEP12		6/16/2005	DEPRECIATION FOR JUNE		0.00	6,249.25	
GJ	GL	001699	01-06		DEP01		8/3/2005	DEPRECIATION FOR JULY		0.00	5,304.59	
GJ	GL	001733	02-06		DEP02		9/7/2005	AUGUST DEPRECIATION		0.00	5,320.57	
GJ	GL	001747	03-06		DEP03		9/28/2005	DEPRECIATION FOR SEPTEMBER		0.00	5,377.54	
GJ	GL	001795	04-06		DEP04		11/4/2005	DEPRECIATION FOR OCTOBER		0.00	5,427.13	
GJ	GL	001808	05-06		DEP05		11/29/2005	DEPRECIATION FOR NOVEMBER		0.00	5,438.12	
GJ	GL	001840	06-06		DEP06		12/29/2005	DEPRECIATION FOR DECEMBER		0.00	5,440.28	
Acct 108220 Total									-477,596.69	0.00	68,416.35	-546,013.04

Acct	108225	DEPRECIATION CHANNEL 10 EQUIPM	Sub: 01	Balance Sheet								
GJ	GL	001500	07-05	DEP07	1/27/2005	DEPRECIATION FOR JAN	0.00	3,893.52				
GJ	GL	001525	08-05	DEP08	2/22/2005	DEPRECIATION FOR FEBRUARY	0.00	3,893.52				
GJ	GL	001552	09-05	DEP09	3/15/2005	DEPRECIATION FOR MARCH	0.00	4,057.46				
GJ	GL	001582	10-05	DEP10	4/14/2005	DEPRECIATION FOR APRIL	0.00	4,201.37				
GJ	GL	001613	11-05	DEP11	5/12/2005	DEPRECIATION FOR MAY	0.00	4,215.19				
GJ	GL	001645	12-05	DEP12	6/16/2005	DEPRECIATION FOR JUNE	0.00	4,215.20				
GJ	GL	001699	01-06	DEP01	8/3/2005	DEPRECIATION FOR JULY	0.00	3,970.64				
GJ	GL	001733	02-06	DEP02	9/7/2005	AUGUST DEPRECIATION	0.00	4,050.65				
GJ	GL	001747	03-06	DEP03	9/28/2005	DEPRECIATION FOR SEPTEMBER	0.00	4,089.80				
GJ	GL	001795	04-06	DEP04	11/4/2005	DEPRECIATION FOR OCTOBER	0.00	4,100.22				
GJ	GL	001808	05-06	DEP05	11/29/2005	DEPRECIATION FOR NOVEMBER	0.00	4,115.02				
GJ	GL	001840	06-06	DEP06	12/29/2005	DEPRECIATION FOR DECEMBER	0.00	4,118.39				
Acct 108225 Total									-436,969.62	0.00	48,920.98	-485,890.60

Acct	108230	DEPRECIATION CABLE TV EQUIPMEN	Sub: 01	Balance Sheet				
GJ	GL	001500	07-05	DEP07	1/27/2005	DEPRECIATION FOR JAN	0.00	3,273.58
GJ	GL	001525	08-05	DEP08	2/22/2005	DEPRECIATION FOR FEBRUARY	0.00	3,287.05
GJ	GL	001552	09-05	DEP09	3/15/2005	DEPRECIATION FOR MARCH	0.00	3,287.52
GJ	GL	001582	10-05	DEP10	4/14/2005	DEPRECIATION FOR APRIL	0.00	3,287.98
GJ	GL	001613	11-05	DEP11	5/12/2005	DEPRECIATION FOR MAY	0.00	3,287.98
GJ	GL	001645	12-05	DEP12	6/16/2005	DEPRECIATION FOR JUNE	0.00	3,288.24
GJ	GL	001699	01-06	DEP01	8/3/2005	DEPRECIATION FOR JULY	0.00	3,289.73
GJ	GL	001733	02-06	DEP02	9/7/2005	AUGUST DEPRECIATION	0.00	3,289.73
GJ	GL	001747	03-06	DEP03	9/28/2005	DEPRECIATION FOR SEPTEMBER	0.00	3,301.68
GJ	GL	001795	04-06	DEP04	11/4/2005	DEPRECIATION FOR OCTOBER	0.00	3,310.41
GJ	GL	001808	05-06	DEP05	11/29/2005	DEPRECIATION FOR NOVEMBER	0.00	3,326.57

Date: Monday, December 04, 2006
 Time: 11:51AM
 User: staylor

Periods: 07-05 Through 06-06 As of: 12/31/2006 Ledger ID: 00001

Jrnl	Tran	Bat	Per	Reference	Tran	Tran	Beginning	Debit	Credit	Ending
Type	Type	Nbr	Ent	Nbr	Date	Description	Balance	Amount	Amount	Balance
GJ	GL	001840	06-06	DEP06	12/29/2005	DEPRECIATION FOR DECEMBER		0.00	3,338.70	
Acct 108230 Total							-260,416.10	0.00	39,569.17	-299,985.27

DEPRECIATION FSN CABLE PLANT										
Sub: 01										
GJ	GL	001500	07-05	DEP07	1/27/2005	DEPRECIATION FOR JAN		0.00	106,979.03	
GJ	GL	001525	08-05	DEP08	2/22/2005	DEPRECIATION FOR FEBRUARY		0.00	107,721.93	
GJ	GL	001552	09-05	DEP09	3/15/2005	DEPRECIATION FOR MARCH		0.00	108,155.21	
GJ	GL	001582	10-05	DEP10	4/14/2005	DEPRECIATION FOR APRIL		0.00	108,754.70	
GJ	GL	001613	11-05	DEP11	5/12/2005	DEPRECIATION FOR MAY		0.00	109,670.00	
GJ	GL	001645	12-05	DEP12	6/16/2005	DEPRECIATION FOR JUNE		0.00	110,557.99	
GJ	GL	001699	01-06	DEP01	8/3/2005	DEPRECIATION FOR JULY		0.00	11,235.21	
GJ	GL	001734	02-06	JEO2-1	9/7/2005	CORRECT JULY DEP		0.00	212,103.96	
GJ	GL	001747	03-06	DEP03	9/28/2005	DEPRECIATION FOR SEPTEMBER		0.00	113,346.40	
GJ	GL	001795	04-06	DEP04	11/4/2005	DEPRECIATION FOR OCTOBER		0.00	114,400.20	
GJ	GL	001808	05-06	DEP05	11/29/2005	DEPRECIATION FOR NOVEMBER		0.00	115,072.17	
GJ	GL	001840	06-06	DEP06	12/29/2005	DEPRECIATION FOR DECEMBER		0.00	115,802.34	
Acct 108235 Total							-3,754,432.54	0.00	1,333,799.14	-5,088,231.68

DEPRECIATION S O S STRUCTURES										
Sub: 01										
GJ	GL	001500	07-05	DEP07	1/27/2005	DEPRECIATION FOR JAN		0.00	485.42	
GJ	GL	001525	08-05	DEP08	2/22/2005	DEPRECIATION FOR FEBRUARY		0.00	485.42	
GJ	GL	001552	09-05	DEP09	3/15/2005	DEPRECIATION FOR MARCH		0.00	485.42	
GJ	GL	001582	10-05	DEP10	4/14/2005	DEPRECIATION FOR APRIL		0.00	485.42	
GJ	GL	001613	11-05	DEP11	5/12/2005	DEPRECIATION FOR MAY		0.00	485.42	
GJ	GL	001645	12-05	DEP12	6/16/2005	DEPRECIATION FOR JUNE		0.00	485.42	
GJ	GL	001699	01-06	DEP01	8/3/2005	DEPRECIATION FOR JULY		0.00	476.02	
GJ	GL	001733	02-06	DEP02	9/7/2005	AUGUST DEPRECIATION		0.00	476.02	
GJ	GL	001747	03-06	DEP03	9/28/2005	DEPRECIATION FOR SEPTEMBER		0.00	476.02	
GJ	GL	001795	04-06	DEP04	11/4/2005	DEPRECIATION FOR OCTOBER		0.00	476.02	
GJ	GL	001808	05-06	DEP05	11/29/2005	DEPRECIATION FOR NOVEMBER		0.00	476.07	
GJ	GL	001840	06-06	DEP06	12/29/2005	DEPRECIATION FOR DECEMBER		0.00	476.07	
Acct 108311 Total							-169,183.86	0.00	5,768.74	-174,952.60

DEP. SOURCE OF SUPPLY RIVER IN										
Sub: 01										
GJ	GL	001500	07-05	DEP07	1/27/2005	DEPRECIATION FOR JAN		0.00	1,942.84	
GJ	GL	001525	08-05	DEP08	2/22/2005	DEPRECIATION FOR FEBRUARY		0.00	1,942.84	
GJ	GL	001552	09-05	DEP09	3/15/2005	DEPRECIATION FOR MARCH		0.00	1,942.84	
GJ	GL	001582	10-05	DEP10	4/14/2005	DEPRECIATION FOR APRIL		0.00	1,942.84	
GJ	GL	001613	11-05	DEP11	5/12/2005	DEPRECIATION FOR MAY		0.00	1,942.84	

Date: Monday, December 04, 2006
 Time: 11:51AM
 User: staylor

Frankfort Plant Board
Detail General Ledger - Standard
 Periods: 07-05 Through 06-06 As of: 12/31/2006 Ledger ID: 00001

Jrnl	Tran	Bat	Per	Reference	Tran	Tran	Beginning	Debit	Credit	Ending
Type	Type	Nbr	Ent	Nbr	Date	Description	Balance	Amount	Amount	Balance
GJ	GL	001645	12-05	DEP12	6/16/2005	DEPRECIATION FOR JUNE	0.00	0.00	1,942.84	
GJ	GL	001699	01-06	DEP01	8/3/2005	DEPRECIATION FOR JULY	0.00	0.00	1,905.22	
GJ	GL	001733	02-06	DEP02	9/7/2005	AUGUST DEPRECIATION	0.00	0.00	1,905.22	
GJ	GL	001747	03-06	DEP03	9/28/2005	DEPRECIATION FOR SEPTEMBER	0.00	0.00	1,905.22	
GJ	GL	001795	04-06	DEP04	11/4/2005	DEPRECIATION FOR OCTOBER	0.00	0.00	1,905.22	
GJ	GL	001808	05-06	DEP05	11/29/2005	DEPRECIATION FOR NOVEMBER	0.00	0.00	1,905.43	
GJ	GL	001840	06-06	DEP06	12/29/2005	DEPRECIATION FOR DECEMBER	0.00	0.00	1,905.43	
Acct: 108313 Total							-582,556.46	0.00	23,088.78	-605,645.24

Jrnl	Tran	Bat	Per	Reference	Tran	Tran	Beginning	Debit	Credit	Ending
Type	Type	Nbr	Ent	Nbr	Date	Description	Balance	Amount	Amount	Balance
DEP. SOS GALLERIES & TUNNELS										
GJ	GL	001500	07-05	DEP07	1/27/2005	DEPRECIATION FOR JAN	0.00	0.00	213.90	
GJ	GL	001525	08-05	DEP08	2/22/2005	DEPRECIATION FOR FEBRUARY	0.00	0.00	213.90	
GJ	GL	001552	09-05	DEP09	3/15/2005	DEPRECIATION FOR MARCH	0.00	0.00	213.90	
GJ	GL	001582	10-05	DEP10	4/14/2005	DEPRECIATION FOR APRIL	0.00	0.00	213.90	
GJ	GL	001613	11-05	DEP11	5/12/2005	DEPRECIATION FOR MAY	0.00	0.00	213.90	
GJ	GL	001645	12-05	DEP12	6/16/2005	DEPRECIATION FOR JUNE	0.00	0.00	213.90	
GJ	GL	001699	01-06	DEP01	8/3/2005	DEPRECIATION FOR JULY	0.00	0.00	209.76	
GJ	GL	001733	02-06	DEP02	9/7/2005	AUGUST DEPRECIATION	0.00	0.00	209.76	
GJ	GL	001747	03-06	DEP03	9/28/2005	DEPRECIATION FOR SEPTEMBER	0.00	0.00	209.76	
GJ	GL	001795	04-06	DEP04	11/4/2005	DEPRECIATION FOR OCTOBER	0.00	0.00	209.76	
GJ	GL	001808	05-06	DEP05	11/29/2005	DEPRECIATION FOR NOVEMBER	0.00	0.00	209.78	
GJ	GL	001840	06-06	DEP06	12/29/2005	DEPRECIATION FOR DECEMBER	0.00	0.00	209.78	
Acct: 108315 Total							-74,342.27	0.00	2,542.00	-76,884.27

Jrnl	Tran	Bat	Per	Reference	Tran	Tran	Beginning	Debit	Credit	Ending
Type	Type	Nbr	Ent	Nbr	Date	Description	Balance	Amount	Amount	Balance
DEP. SOS SUPPLY MAINS										
GJ	GL	001500	07-05	DEP07	1/27/2005	DEPRECIATION FOR JAN	0.00	0.00	40.87	
GJ	GL	001525	08-05	DEP08	2/22/2005	DEPRECIATION FOR FEBRUARY	0.00	0.00	40.87	
GJ	GL	001552	09-05	DEP09	3/15/2005	DEPRECIATION FOR MARCH	0.00	0.00	40.87	
GJ	GL	001582	10-05	DEP10	4/14/2005	DEPRECIATION FOR APRIL	0.00	0.00	40.87	
GJ	GL	001613	11-05	DEP11	5/12/2005	DEPRECIATION FOR MAY	0.00	0.00	40.87	
GJ	GL	001645	12-05	DEP12	6/16/2005	DEPRECIATION FOR JUNE	0.00	0.00	40.87	
GJ	GL	001699	01-06	DEP01	8/3/2005	DEPRECIATION FOR JULY	0.00	0.00	45.54	
GJ	GL	001733	02-06	DEP02	9/7/2005	AUGUST DEPRECIATION	0.00	0.00	45.54	
GJ	GL	001747	03-06	DEP03	9/28/2005	DEPRECIATION FOR SEPTEMBER	0.00	0.00	45.54	
GJ	GL	001795	04-06	DEP04	11/4/2005	DEPRECIATION FOR OCTOBER	0.00	0.00	45.54	
GJ	GL	001808	05-06	DEP05	11/29/2005	DEPRECIATION FOR NOVEMBER	0.00	0.00	45.54	
GJ	GL	001840	06-06	DEP06	12/29/2005	DEPRECIATION FOR DECEMBER	0.00	0.00	45.54	
Acct: 108316 Total							-728.37	0.00	518.46	-1,246.83

Date: Monday, December 04, 2006
 Time: 11:51AM
 User: slaylor

Periods: 07-05 Through 06-06 As of: 12/3/2006 Ledger ID: 00001

Frankfort Plant Board Detail General Ledger - Standard

Page: 59 of 315
 Report: 01620.rpt
 Company: 00001

Jrnl	Tran	Bat	Per	Ent	Reference	Tran	Tran	Beginning	Debit	Credit	Ending			
Type	Type	Nbr	Nbr	Nbr	Nbr	Date	Description	Balance	Amount	Amount	Balance			
Balance Sheet														
Acct:	108321													
	GL	001500	07-05		DEP07	1/27/2005	DEPRECIATION FOR JAN		0.00	266.67	266.67			
	GL	001525	08-05		DEP08	2/22/2005	DEPRECIATION FOR FEBRUARY		0.00	266.67	266.67			
	GL	001552	09-05		DEP09	3/15/2005	DEPRECIATION FOR MARCH		0.00	266.67	266.67			
	GL	001582	10-05		DEP10	4/14/2005	DEPRECIATION FOR APRIL		0.00	266.67	266.67			
	GL	001613	11-05		DEP11	5/12/2005	DEPRECIATION FOR MAY		0.00	266.67	266.67			
	GL	001645	12-05		DEP12	6/16/2005	DEPRECIATION FOR JUNE		0.00	261.51	261.51			
	GL	001699	01-06		DEP01	8/3/2005	DEPRECIATION FOR JULY		0.00	261.51	261.51			
	GL	001733	02-06		DEP02	9/7/2005	AUGUST DEPRECIATION		0.00	261.51	261.51			
	GL	001747	03-06		DEP03	9/28/2005	DEPRECIATION FOR SEPTEMBER		0.00	261.51	261.51			
	GL	001795	04-06		DEP04	11/4/2005	DEPRECIATION FOR OCTOBER		0.00	261.54	261.54			
	GL	001808	05-06		DEP05	11/29/2005	DEPRECIATION FOR NOVEMBER		0.00	261.54	261.54			
	GL	001840	06-06		DEP06	12/29/2005	DEPRECIATION FOR DECEMBER		0.00	261.54	261.54			
								Acct	108321	Total	-92,552.98	0.00	3,169.14	-95,722.12

Balance Sheet														
Acct:	108325													
	GL	001500	07-05		DEP07	1/27/2005	DEPRECIATION FOR JAN		0.00	1,686.33	1,686.33			
	GL	001525	08-05		DEP08	2/22/2005	DEPRECIATION FOR FEBRUARY		0.00	1,686.33	1,686.33			
	GL	001552	09-05		DEP09	3/15/2005	DEPRECIATION FOR MARCH		0.00	1,686.33	1,686.33			
	GL	001582	10-05		DEP10	4/14/2005	DEPRECIATION FOR APRIL		0.00	1,686.33	1,686.33			
	GL	001613	11-05		DEP11	5/12/2005	DEPRECIATION FOR MAY		0.00	1,686.33	1,686.33			
	GL	001645	12-05		DEP12	6/16/2005	DEPRECIATION FOR JUNE		0.00	1,880.68	1,880.68			
	GL	001699	01-06		DEP01	8/3/2005	DEPRECIATION FOR JULY		0.00	1,880.68	1,880.68			
	GL	001733	02-06		DEP02	9/7/2005	AUGUST DEPRECIATION		0.00	1,880.68	1,880.68			
	GL	001747	03-06		DEP03	9/28/2005	DEPRECIATION FOR SEPTEMBER		0.00	1,880.68	1,880.68			
	GL	001795	04-06		DEP04	11/4/2005	DEPRECIATION FOR OCTOBER		0.00	1,880.89	1,880.89			
	GL	001808	05-06		DEP05	11/29/2005	DEPRECIATION FOR NOVEMBER		0.00	1,880.89	1,880.89			
	GL	001840	06-06		DEP06	12/29/2005	DEPRECIATION FOR DECEMBER		0.00	1,880.89	1,880.89			
								Acct	108325	Total	-582,885.76	0.00	21,402.48	-604,288.24

Balance Sheet											
Acct:	108331										
	GL	001500	07-05		DEP07	1/27/2005	DEPRECIATION FOR JAN		0.00	4,482.24	4,482.24
	GL	001525	08-05		DEP08	2/22/2005	DEPRECIATION FOR FEBRUARY		0.00	4,482.24	4,482.24
	GL	001552	09-05		DEP09	3/15/2005	DEPRECIATION FOR MARCH		0.00	4,482.24	4,482.24
	GL	001582	10-05		DEP10	4/14/2005	DEPRECIATION FOR APRIL		0.00	4,482.24	4,482.24
	GL	001613	11-05		DEP11	5/12/2005	DEPRECIATION FOR MAY		0.00	4,482.25	4,482.25
	GL	001645	12-05		DEP12	6/16/2005	DEPRECIATION FOR JUNE		0.00	4,482.25	4,482.25
	GL	001699	01-06		DEP01	8/3/2005	DEPRECIATION FOR JULY		0.00	4,395.68	4,395.68

Date: Monday, December 04, 2006
 Time: 11:51AM
 User: staylor

Frankfort Plant Board
Detail General Ledger - Standard

Periods: 07-05 Through 06-06 As of: 12/3/2006 Ledger ID: 00001

Jrnl	Tran	Bat	Per	Reference	Tran	Tran	Description	Beginning Balance	Debit Amount	Credit Amount	Ending Balance
Type	Type	Nbr	Ent	Nbr	Date	Date					
GJ	GL	001733	02-06	DEP02	9/7/2005	9/7/2005	AUGUST DEPRECIATION		0.00	4,395.68	4,395.68
GJ	GL	001747	03-06	DEP03	9/28/2005	9/28/2005	DEPRECIATION FOR SEPTEMBER		0.00	4,395.68	4,395.68
GJ	GL	001795	04-06	DEP04	11/4/2005	11/4/2005	DEPRECIATION FOR OCTOBER		0.00	4,396.16	4,396.16
GJ	GL	001808	05-06	DEP05	11/29/2005	11/29/2005	DEPRECIATION FOR NOVEMBER		0.00	4,396.16	4,396.16
GJ	GL	001840	06-06	DEP06	12/29/2005	12/29/2005	DEPRECIATION FOR DECEMBER		0.00	4,396.16	4,396.16
Acct: 108331 Total								-1,470,998.65	0.00	53,268.49	-1,524,267.14

Jrnl	Tran	Bat	Per	Reference	Tran	Tran	Description	Beginning Balance	Debit Amount	Credit Amount	Ending Balance
Type	Type	Nbr	Ent	Nbr	Date	Date					
DEPRECIATION TREATMENT EQUIPME Sub: 01											
GJ	GL	001500	07-05	DEP07	1/27/2005	1/27/2005	DEPRECIATION FOR JAN		0.00	8,141.79	8,141.79
GJ	GL	001525	08-05	DEP08	2/22/2005	2/22/2005	DEPRECIATION FOR FEBRUARY		0.00	8,141.79	8,141.79
GJ	GL	001552	09-05	DEP09	3/15/2005	3/15/2005	DEPRECIATION FOR MARCH		0.00	8,141.79	8,141.79
GJ	GL	001582	10-05	DEP10	4/14/2005	4/14/2005	DEPRECIATION FOR APRIL		0.00	8,141.79	8,141.79
GJ	GL	001613	11-05	DEP11	5/12/2005	5/12/2005	DEPRECIATION FOR MAY		0.00	8,141.79	8,141.79
GJ	GL	001645	12-05	DEP12	6/16/2005	6/16/2005	DEPRECIATION FOR JUNE		0.00	8,085.65	8,085.65
GJ	GL	001699	01-06	DEP01	8/3/2005	8/3/2005	DEPRECIATION FOR JULY		0.00	8,085.65	8,085.65
GJ	GL	001733	02-06	DEP02	9/7/2005	9/7/2005	AUGUST DEPRECIATION		0.00	8,085.65	8,085.65
GJ	GL	001747	03-06	DEP03	9/28/2005	9/28/2005	DEPRECIATION FOR SEPTEMBER		0.00	8,085.65	8,085.65
GJ	GL	001795	04-06	DEP04	11/4/2005	11/4/2005	DEPRECIATION FOR OCTOBER		0.00	8,085.65	8,085.65
GJ	GL	001808	05-06	DEP05	11/29/2005	11/29/2005	DEPRECIATION FOR NOVEMBER		0.00	8,086.56	8,086.56
GJ	GL	001840	06-06	DEP06	12/29/2005	12/29/2005	DEPRECIATION FOR DECEMBER		0.00	8,086.56	8,086.56
Acct: 108332 Total								-1,632,443.26	0.00	97,366.46	-1,729,809.72

Jrnl	Tran	Bat	Per	Reference	Tran	Tran	Description	Beginning Balance	Debit Amount	Credit Amount	Ending Balance
Type	Type	Nbr	Ent	Nbr	Date	Date					
DEPRECIATION DIST STRUCTURES & Sub: 01											
GJ	GL	001500	07-05	DEP07	1/27/2005	1/27/2005	DEPRECIATION FOR JAN		0.00	242.71	242.71
GJ	GL	001525	08-05	DEP08	2/22/2005	2/22/2005	DEPRECIATION FOR FEBRUARY		0.00	242.86	242.86
GJ	GL	001552	09-05	DEP09	3/15/2005	3/15/2005	DEPRECIATION FOR MARCH		0.00	243.36	243.36
GJ	GL	001582	10-05	DEP10	4/14/2005	4/14/2005	DEPRECIATION FOR APRIL		0.00	244.03	244.03
GJ	GL	001613	11-05	DEP11	5/12/2005	5/12/2005	DEPRECIATION FOR MAY		0.00	244.45	244.45
GJ	GL	001645	12-05	DEP12	6/16/2005	6/16/2005	DEPRECIATION FOR JUNE		0.00	244.73	244.73
GJ	GL	001699	01-06	DEP01	8/3/2005	8/3/2005	DEPRECIATION FOR JULY		0.00	237.24	237.24
GJ	GL	001733	02-06	DEP02	9/7/2005	9/7/2005	AUGUST DEPRECIATION		0.00	237.53	237.53
GJ	GL	001747	03-06	DEP03	9/28/2005	9/28/2005	DEPRECIATION FOR SEPTEMBER		0.00	237.86	237.86
GJ	GL	001795	04-06	DEP04	11/4/2005	11/4/2005	DEPRECIATION FOR OCTOBER		0.00	238.47	238.47
GJ	GL	001808	05-06	DEP05	11/29/2005	11/29/2005	DEPRECIATION FOR NOVEMBER		0.00	239.29	239.29
GJ	GL	001840	06-06	DEP06	12/29/2005	12/29/2005	DEPRECIATION FOR DECEMBER		0.00	239.90	239.90
Acct: 108341 Total								-48,913.04	0.00	2,892.43	-51,805.47

Jrnl	Tran	Bat	Per	Reference	Tran	Tran	Description	Beginning Balance	Debit Amount	Credit Amount	Ending Balance
Type	Type	Nbr	Ent	Nbr	Date	Date					
DEPRECIATION DIST RESV & STAND Sub: 01											
GJ	GL	001500	07-05	DEP07	1/27/2005	1/27/2005	DEPRECIATION FOR JAN		0.00	14,862.91	14,862.91

Date: Monday, December 04, 2006
 Time: 11:51AM
 User: slaylor

Frankfort Plant Board
Detail General Ledger - Standard
 Periods: 07-05 Through 06-06 As of: 12/31/2006 Ledger ID: 00001

Jrnl	Tran	Bat	Per	Reference	Tran	Description	Beginning Balance	Debit Amount	Credit Amount	Ending Balance
GJ	GL	001525	08-05	DEP08	2/22/2005	DEPRECIATION FOR FEBRUARY		0.00	14,872.01	14,872.01
GJ	GL	001552	09-05	DEP09	3/15/2005	DEPRECIATION FOR MARCH		0.00	14,902.61	14,902.61
GJ	GL	001582	10-05	DEP10	4/14/2005	DEPRECIATION FOR APRIL		0.00	14,943.58	14,943.58
GJ	GL	001613	11-05	DEP11	5/12/2005	DEPRECIATION FOR MAY		0.00	14,969.39	14,969.39
GJ	GL	001645	12-05	DEP12	6/16/2005	DEPRECIATION FOR JUNE		0.00	14,986.70	14,986.70
GJ	GL	001699	01-06	DEP01	8/3/2005	DEPRECIATION FOR JULY		0.00	14,368.51	14,368.51
GJ	GL	001733	02-06	DEP02	9/7/2005	AUGUST DEPRECIATION		0.00	14,386.08	14,386.08
GJ	GL	001747	03-06	DEP03	9/28/2005	DEPRECIATION FOR SEPTEMBER		0.00	14,406.03	14,406.03
GJ	GL	001795	04-06	DEP04	11/4/2005	DEPRECIATION FOR OCTOBER		0.00	14,443.03	14,443.03
GJ	GL	001808	05-06	DEP05	11/29/2005	DEPRECIATION FOR NOVEMBER		0.00	14,492.61	14,492.61
GJ	GL	001840	06-06	DEP06	12/29/2005	DEPRECIATION FOR DECEMBER		0.00	14,529.52	14,529.52
Acct: 108342 Total							-1,608,613.84	0.00	176,162.98	-1,784,776.82

Sub:	01	Balance Sheet
DEPRECIATION FOR JAN	1/27/2005	0.00
DEPRECIATION FOR FEBRUARY	2/22/2005	22,765.58
DEPRECIATION FOR MARCH	3/15/2005	22,812.43
DEPRECIATION FOR APRIL	4/14/2005	22,875.15
DEPRECIATION FOR MAY	5/12/2005	22,914.65
DEPRECIATION FOR JUNE	6/16/2005	22,941.15
DEPRECIATION FOR JULY	8/3/2005	22,962.04
AUGUST DEPRECIATION	9/7/2005	22,990.11
DEPRECIATION FOR SEPTEMBER	9/28/2005	23,022.00
DEPRECIATION FOR OCTOBER	11/4/2005	23,081.12
DEPRECIATION FOR NOVEMBER	11/29/2005	23,160.35
DEPRECIATION FOR DECEMBER	12/29/2005	23,219.34
Acct: 108343 Total		0.00
Acct: 108343		275,495.57
		-4,707,879.59

Sub:	01	Balance Sheet
DEPRECIATION FIRE MAINS	1/27/2005	0.00
DEPRECIATION FOR JAN	2/22/2005	115.41
DEPRECIATION FOR FEBRUARY	3/15/2005	115.48
DEPRECIATION FOR MARCH	4/14/2005	115.72
DEPRECIATION FOR APRIL	5/12/2005	116.04
DEPRECIATION FOR MAY	6/16/2005	116.24
DEPRECIATION FOR JUNE	8/3/2005	116.37
DEPRECIATION FOR JULY	9/7/2005	111.99
AUGUST DEPRECIATION	9/28/2005	112.13
DEPRECIATION FOR SEPTEMBER	11/4/2005	112.29
DEPRECIATION FOR OCTOBER		112.57

Date: Monday, December 04, 2006
 Time: 11:51AM
 User: staylor

Frankfort Plant Board Detail General Ledger - Standard

Page: 62 of 315
 Report: 01620.rpt
 Company: 00001

Periods: 07-05 Through 06-06 As of: 12/3/2006 Ledger ID: 00001

Jrnl	Tran	Bat	Per	Reference	Tran	Tran	Beginning	Debit	Credit	Ending
Type	Type	Nbr	Ent	Nbr	Date	Description	Balance	Amount	Amount	Balance
GJ	GL	001808	05-06	DEP05	11/29/2005	DEPRECIATION FOR NOVEMBER		0.00	112.96	112.96
GJ	GL	001840	06-06	DEP06	12/29/2005	DEPRECIATION FOR DECEMBER		0.00	113.25	113.25
Acct 108344 Total								0.00	1,370.45	-91,098.16

Acct:	108345	DEPRECIATION SERVICES	Sub: 01	Balance Sheet
GJ	GL	001500	07-05 DEP07	1,795.80
GJ	GL	001525	08-05 DEP08	1,796.90
GJ	GL	001552	09-05 DEP09	1,800.60
GJ	GL	001582	10-05 DEP10	1,805.55
GJ	GL	001613	11-05 DEP11	1,808.67
GJ	GL	001645	12-05 DEP12	1,810.76
GJ	GL	001699	01-06 DEP01	1,936.42
GJ	GL	001733	02-06 DEP02	1,938.79
GJ	GL	001747	03-06 DEP03	1,941.48
GJ	GL	001795	04-06 DEP04	1,946.46
GJ	GL	001808	05-06 DEP05	1,953.14
GJ	GL	001840	06-06 DEP06	1,958.12
Acct 108345 Total				22,492.69
Acct 108345 Total				-162,677.80

Acct:	108346	DEPRECIATION METERS	Sub: 01	Balance Sheet
GJ	GL	001500	07-05 DEP07	2,211.22
GJ	GL	001525	08-05 DEP08	2,212.58
GJ	GL	001552	09-05 DEP09	2,217.13
GJ	GL	001582	10-05 DEP10	2,223.23
GJ	GL	001613	11-05 DEP11	2,227.07
GJ	GL	001645	12-05 DEP12	2,229.64
GJ	GL	001699	01-06 DEP01	2,431.27
GJ	GL	001733	02-06 DEP02	2,434.25
GJ	GL	001747	03-06 DEP03	2,437.62
GJ	GL	001795	04-06 DEP04	2,443.88
GJ	GL	001808	05-06 DEP05	2,452.27
GJ	GL	001840	06-06 DEP06	2,458.52
Acct 108346 Total				27,978.68
Acct 108346 Total				-579,059.25

Acct:	108347	DEPRECIATION METER INATILLATIO	Sub: 01	Balance Sheet
GJ	GL	001500	07-05 DEP07	40.53
GJ	GL	001525	08-05 DEP08	40.55
GJ	GL	001552	09-05 DEP09	40.64
GJ	GL	001582	10-05 DEP10	40.75

Date: Monday, December 04, 2006
 Time: 11:51AM
 User: staylor

Frankfort Plant Board
Detail General Ledger - Standard
 Periods: 07-05 Through 06-06 As of: 12/31/2006 Ledger ID: 00001

Jrnl	Tran	Bat	Per	Reference	Tran	Description	Beginning Balance	Debit Amount	Credit Amount	Ending Balance
GJ	GL	001613	11-05	DEP11	5/12/2005	DEPRECIATION FOR MAY		0.00	40.82	40.82
GJ	GL	001645	12-05	DEP12	6/16/2005	DEPRECIATION FOR JUNE		0.00	40.86	81.68
GJ	GL	001699	01-06	DEP01	8/3/2005	DEPRECIATION FOR JULY		0.00	44.63	126.31
GJ	GL	001733	02-06	DEP02	9/7/2005	AUGUST DEPRECIATION		0.00	44.69	171.00
GJ	GL	001747	03-06	DEP03	9/28/2005	DEPRECIATION FOR SEPTEMBER		0.00	44.75	215.75
GJ	GL	001795	04-06	DEP04	11/4/2005	DEPRECIATION FOR OCTOBER		0.00	44.86	260.61
GJ	GL	001808	05-06	DEP05	11/29/2005	DEPRECIATION FOR NOVEMBER		0.00	45.02	305.63
GJ	GL	001840	06-06	DEP06	12/29/2005	DEPRECIATION FOR DECEMBER		0.00	45.13	350.76
Acct 108347 Total							-11,410.04	0.00	513.23	-11,923.27

Subj	Tran	Description	Beginning Balance	Debit Amount	Credit Amount	Ending Balance
01		DEPRECIATION FOR JAN		0.00	131.26	131.26
		DEPRECIATION FOR FEBRUARY		0.00	131.33	262.59
		DEPRECIATION FOR MARCH		0.00	131.60	394.19
		DEPRECIATION FOR APRIL		0.00	131.95	526.14
		DEPRECIATION FOR MAY		0.00	132.17	658.31
		DEPRECIATION FOR JUNE		0.00	132.36	790.67
		DEPRECIATION FOR JULY		0.00	126.88	917.55
		AUGUST DEPRECIATION		0.00	127.01	1044.56
		DEPRECIATION FOR SEPTEMBER		0.00	127.19	1171.75
		DEPRECIATION FOR OCTOBER		0.00	127.53	1299.28
		DEPRECIATION FOR NOVEMBER		0.00	127.96	1427.24
		DEPRECIATION FOR DECEMBER		0.00	128.28	1555.52
Acct 108348 Total			-240,462.53	0.00	1,555.52	-242,018.05

Subj	Tran	Description	Beginning Balance	Debit Amount	Credit Amount	Ending Balance
01		DEPRECIATION FOR JAN		0.00	1,076.88	1,076.88
		DEPRECIATION FOR FEBRUARY		0.00	1,077.54	2,154.42
		DEPRECIATION FOR MARCH		0.00	1,079.76	3,234.18
		DEPRECIATION FOR APRIL		0.00	1,082.73	4,316.91
		DEPRECIATION FOR MAY		0.00	1,084.60	5,401.51
		DEPRECIATION FOR JUNE		0.00	1,085.85	6,487.36
		DEPRECIATION FOR JULY		0.00	1,138.56	7,625.92
		DEPRECIATION FOR AUGUST		0.00	1,139.95	8,765.87
		DEPRECIATION FOR SEPTEMBER		0.00	1,141.53	9,907.40
		DEPRECIATION FOR OCTOBER		0.00	1,144.46	11,051.86
		DEPRECIATION FOR NOVEMBER		0.00	1,148.39	12,200.25
		DEPRECIATION FOR DECEMBER		0.00	1,151.32	13,351.57
Acct 108349 DEPRECIATION OTHER T & D PLANT						
		DEP07	1/27/2005			
		DEP08	2/22/2005			
		DEP09	3/15/2005			
		DEP10	4/14/2005			
		DEP11	5/12/2005			
		DEP12	6/16/2005			
		DEP01	8/3/2005			
		DEP02	9/7/2005			
		DEP03	9/28/2005			
		DEP04	11/4/2005			
		DEP05	11/29/2005			
		DEP06	12/29/2005			
Acct 108348 Total			-240,462.53	0.00	1,555.52	-242,018.05

Date: Monday, December 04, 2006
 Time: 11:51AM
 User: staylor

Frankfort Plant Board
Detail General Ledger - Standard

Page: 64 of 315
 Report: 01620.rpt
 Company: 00001

Periods: 07-05 Through 06-06 As of: 12/3/2006 Ledger ID: 00001

Jrnl	Tran	Bat	Per	Reference	Tran	Tran	Beginning	Debit	Credit	Ending
Type	Type	Nbr	Ent	Nbr	Date	Description	Balance	Amount	Amount	Balance

Acct:	108352	DEPRECIATION ELECTRIC TRANS ST									
Sub:	01	DEPRECIATION FOR JAN									
GJ	GL	001500	07-05	DEP07	1/27/2005	DEPRECIATION FOR JAN	0.00	0.00	3,403.53		
GJ	GL	001525	08-05	DEP08	2/22/2005	DEPRECIATION FOR FEBRUARY	0.00	0.00	3,414.52		
GJ	GL	001552	09-05	DEP09	3/15/2005	DEPRECIATION FOR MARCH	0.00	0.00	3,426.71		
GJ	GL	001582	10-05	DEP10	4/14/2005	DEPRECIATION FOR APRIL	0.00	0.00	3,441.28		
GJ	GL	001613	11-05	DEP11	5/12/2005	DEPRECIATION FOR MAY	0.00	0.00	3,454.80		
GJ	GL	001645	12-05	DEP12	6/16/2005	DEPRECIATION FOR JUNE	0.00	0.00	3,463.99		
GJ	GL	001699	01-06	DEP01	8/3/2005	DEPRECIATION FOR JULY	0.00	0.00	3,153.82		
GJ	GL	001733	02-06	DEP02	9/7/2005	AUGUST DEPRECIATION	0.00	0.00	3,178.32		
GJ	GL	001747	03-06	DEP03	9/28/2005	DEPRECIATION FOR SEPTEMBER	0.00	0.00	3,193.31		
GJ	GL	001795	04-06	DEP04	11/4/2005	DEPRECIATION FOR OCTOBER	0.00	0.00	3,203.14		
GJ	GL	001808	05-06	DEP05	11/29/2005	DEPRECIATION FOR NOVEMBER	0.00	0.00	3,213.76		
GJ	GL	001840	06-06	DEP06	12/29/2005	DEPRECIATION FOR DECEMBER	0.00	0.00	3,220.72		
		Acct		108352	Total		-1,334,393.49	0.00	39,767.90	-1,374,161.39	

Acct:	108353	DEPRECIATION ELE STATION EQUIPM									
Sub:	01	DEPRECIATION FOR JAN									
GJ	GL	001500	07-05	DEP07	1/27/2005	DEPRECIATION FOR JAN	0.00	0.00	13,039.66		
GJ	GL	001525	08-05	DEP08	2/22/2005	DEPRECIATION FOR FEBRUARY	0.00	0.00	13,081.75		
GJ	GL	001552	09-05	DEP09	3/15/2005	DEPRECIATION FOR MARCH	0.00	0.00	13,128.47		
GJ	GL	001582	10-05	DEP10	4/14/2005	DEPRECIATION FOR APRIL	0.00	0.00	13,184.30		
GJ	GL	001613	11-05	DEP11	5/12/2005	DEPRECIATION FOR MAY	0.00	0.00	13,236.07		
GJ	GL	001645	12-05	DEP12	6/16/2005	DEPRECIATION FOR JUNE	0.00	0.00	13,271.28		
GJ	GL	001699	01-06	DEP01	8/3/2005	DEPRECIATION FOR JULY	0.00	0.00	12,062.50		
GJ	GL	001733	02-06	DEP02	9/7/2005	AUGUST DEPRECIATION	0.00	0.00	12,156.18		
GJ	GL	001747	03-06	DEP03	9/28/2005	DEPRECIATION FOR SEPTEMBER	0.00	0.00	12,213.52		
GJ	GL	001795	04-06	DEP04	11/4/2005	DEPRECIATION FOR OCTOBER	0.00	0.00	12,251.13		
GJ	GL	001808	05-06	DEP05	11/29/2005	DEPRECIATION FOR NOVEMBER	0.00	0.00	12,291.75		
GJ	GL	001840	06-06	DEP06	12/29/2005	DEPRECIATION FOR DECEMBER	0.00	0.00	12,318.37		
		Acct		108353	Total		-5,086,327.99	0.00	152,234.97	-5,238,562.96	

Acct:	108355	DEPRECIATION ELECT TRANS POLES									
Sub:	01	DEPRECIATION FOR JAN									
GJ	GL	001500	07-05	DEP07	1/27/2005	DEPRECIATION FOR JAN	0.00	0.00	1,740.50		
GJ	GL	001525	08-05	DEP08	2/22/2005	DEPRECIATION FOR FEBRUARY	0.00	0.00	1,746.12		
GJ	GL	001552	09-05	DEP09	3/15/2005	DEPRECIATION FOR MARCH	0.00	0.00	1,752.35		
GJ	GL	001582	10-05	DEP10	4/14/2005	DEPRECIATION FOR APRIL	0.00	0.00	1,759.80		
GJ	GL	001613	11-05	DEP11	5/12/2005	DEPRECIATION FOR MAY	0.00	0.00	1,766.71		
GJ	GL	001645	12-05	DEP12	6/16/2005	DEPRECIATION FOR JUNE	0.00	0.00	1,771.41		

Date: Monday, December 04, 2006
 Time: 11:51AM
 User: staylor

Frankfort Plant Board
Detail General Ledger - Standard
 Periods: 07-05 Through 06-06 As of: 12/31/2006 Ledger ID: 00001

Jrnl	Tran	Bat	Per	Reference	Tran	Description	Beginning Balance	Debit Amount	Credit Amount	Ending Balance
GJ	GL	001699	01-06	DEP01	8/3/2005	DEPRECIATION FOR JULY		0.00	1,618.95	1,618.95
GJ	GL	001733	02-06	DEP02	9/7/2005	AUGUST DEPRECIATION		0.00	1,631.53	1,631.53
GJ	GL	001747	03-06	DEP03	9/28/2005	DEPRECIATION FOR SEPTEMBER		0.00	1,639.22	1,639.22
GJ	GL	001795	04-06	DEP04	11/4/2005	DEPRECIATION FOR OCTOBER		0.00	1,644.27	1,644.27
GJ	GL	001808	05-06	DEP05	11/29/2005	DEPRECIATION FOR NOVEMBER		0.00	1,649.72	1,649.72
GJ	GL	001840	06-06	DEP06	12/29/2005	DEPRECIATION FOR DECEMBER		0.00	1,653.30	1,653.30
Acct: 108355 Total							-277,598.78	0.00	20,373.88	-297,972.66

Jrnl	Tran	Bat	Per	Reference	Tran	Description	Beginning Balance	Debit Amount	Credit Amount	Ending Balance
DEPRECIATION TRANS OH CONDUCTOSub: 01										
GJ	GL	001500	07-05	DEP07	1/27/2005	DEPRECIATION FOR JAN		0.00	4,347.28	4,347.28
GJ	GL	001525	08-05	DEP08	2/22/2005	DEPRECIATION FOR FEBRUARY		0.00	4,361.32	4,361.32
GJ	GL	001552	09-05	DEP09	3/15/2005	DEPRECIATION FOR MARCH		0.00	4,376.89	4,376.89
GJ	GL	001582	10-05	DEP10	4/14/2005	DEPRECIATION FOR APRIL		0.00	4,395.51	4,395.51
GJ	GL	001613	11-05	DEP11	5/12/2005	DEPRECIATION FOR MAY		0.00	4,412.77	4,412.77
GJ	GL	001645	12-05	DEP12	6/16/2005	DEPRECIATION FOR JUNE		0.00	4,424.50	4,424.50
GJ	GL	001699	01-06	DEP01	8/3/2005	DEPRECIATION FOR JULY		0.00	4,033.45	4,033.45
GJ	GL	001733	02-06	DEP02	9/7/2005	AUGUST DEPRECIATION		0.00	4,064.78	4,064.78
GJ	GL	001747	03-06	DEP03	9/28/2005	DEPRECIATION FOR SEPTEMBER		0.00	4,083.95	4,083.95
GJ	GL	001795	04-06	DEP04	11/4/2005	DEPRECIATION FOR OCTOBER		0.00	4,096.52	4,096.52
GJ	GL	001808	05-06	DEP05	11/29/2005	DEPRECIATION FOR NOVEMBER		0.00	4,110.11	4,110.11
GJ	GL	001840	06-06	DEP06	12/29/2005	DEPRECIATION FOR DECEMBER		0.00	4,119.01	4,119.01
Acct: 108356 Total							-1,698,139.09	0.00	50,826.09	-1,748,965.18

Jrnl	Tran	Bat	Per	Reference	Tran	Description	Beginning Balance	Debit Amount	Credit Amount	Ending Balance
DEPRECIATION ELECT DIST STRUCT Sub: 01										
GJ	GL	001500	07-05	DEP07	1/27/2005	DEPRECIATION FOR JAN		0.00	1,207.90	1,207.90
GJ	GL	001525	08-05	DEP08	2/22/2005	DEPRECIATION FOR FEBRUARY		0.00	1,211.80	1,211.80
GJ	GL	001552	09-05	DEP09	3/15/2005	DEPRECIATION FOR MARCH		0.00	1,216.13	1,216.13
GJ	GL	001582	10-05	DEP10	4/14/2005	DEPRECIATION FOR APRIL		0.00	1,221.30	1,221.30
GJ	GL	001613	11-05	DEP11	5/12/2005	DEPRECIATION FOR MAY		0.00	1,226.10	1,226.10
GJ	GL	001645	12-05	DEP12	6/16/2005	DEPRECIATION FOR JUNE		0.00	1,229.36	1,229.36
GJ	GL	001699	01-06	DEP01	8/3/2005	DEPRECIATION FOR JULY		0.00	1,135.35	1,135.35
GJ	GL	001733	02-06	DEP02	9/7/2005	AUGUST DEPRECIATION		0.00	1,144.17	1,144.17
GJ	GL	001747	03-06	DEP03	9/28/2005	DEPRECIATION FOR SEPTEMBER		0.00	1,149.57	1,149.57
GJ	GL	001795	04-06	DEP04	11/4/2005	DEPRECIATION FOR OCTOBER		0.00	1,153.11	1,153.11
GJ	GL	001808	05-06	DEP05	11/29/2005	DEPRECIATION FOR NOVEMBER		0.00	1,156.93	1,156.93
GJ	GL	001840	06-06	DEP06	12/29/2005	DEPRECIATION FOR DECEMBER		0.00	1,159.44	1,159.44
Acct: 108361 Total							-310,639.50	0.00	14,211.16	-324,850.66

Acct: 108362 DEPRECIATION ELECT DIST STATO Sub: 01 Balance Sheet

Date: Monday, December 04, 2006
 Time: 11:51AM
 User: staylor

Frankfort Plant Board
Detail General Ledger - Standard
 Periods: 07-05 Through 06-06 As of: 12/31/2006 Ledger ID: 00001

Jrnl	Tran	Bat	Per	Reference	Tran	Tran	Beginning	Debit	Credit	Ending
Type	Type	Nbr	Ent	Nbr	Date	Description	Balance	Amount	Amount	Balance
GJ	GL	001500	07-05	DEP07	1/27/2005	DEPRECIATION FOR JAN	0.00	0.00	15,541.64	
GJ	GL	001525	08-05	DEP08	2/22/2005	DEPRECIATION FOR FEBRUARY	0.00	0.00	15,591.82	
GJ	GL	001552	09-05	DEP09	3/15/2005	DEPRECIATION FOR MARCH	0.00	0.00	15,647.51	
GJ	GL	001582	10-05	DEP10	4/14/2005	DEPRECIATION FOR APRIL	0.00	0.00	15,714.04	
GJ	GL	001613	11-05	DEP11	5/12/2005	DEPRECIATION FOR MAY	0.00	0.00	15,775.75	
GJ	GL	001645	12-05	DEP12	6/16/2005	DEPRECIATION FOR JUNE	0.00	0.00	15,817.71	
GJ	GL	001699	01-06	DEP01	8/3/2005	DEPRECIATION FOR JULY	0.00	0.00	16,900.41	
GJ	GL	001733	02-06	DEP02	9/7/2005	AUGUST DEPRECIATION	0.00	0.00	17,031.67	
GJ	GL	001747	03-06	DEP03	9/28/2005	DEPRECIATION FOR SEPTEMBER	0.00	0.00	17,112.00	
GJ	GL	001795	04-06	DEP04	11/4/2005	DEPRECIATION FOR OCTOBER	0.00	0.00	17,164.70	
GJ	GL	001808	05-06	DEP05	11/29/2005	DEPRECIATION FOR NOVEMBER	0.00	0.00	17,221.61	
GJ	GL	001840	06-06	DEP06	12/29/2005	DEPRECIATION FOR DECEMBER	0.00	0.00	17,258.91	
Acct: 108362 Total							-2,002,288.26	0.00	196,777.77	-2,199,066.03

Jrnl	Tran	Bat	Per	Reference	Tran	Tran	Beginning	Debit	Credit	Ending
Type	Type	Nbr	Ent	Nbr	Date	Description	Balance	Amount	Amount	Balance
Acct: 108363 DEPRECIATION ELECT DIST STORAGE Sub: 01										
GJ	GL	001500	07-05	DEP07	1/27/2005	DEPRECIATION FOR JAN	0.00	0.00	42.12	
GJ	GL	001525	08-05	DEP08	2/22/2005	DEPRECIATION FOR FEBRUARY	0.00	0.00	42.26	
GJ	GL	001552	09-05	DEP09	3/15/2005	DEPRECIATION FOR MARCH	0.00	0.00	42.41	
GJ	GL	001582	10-05	DEP10	4/14/2005	DEPRECIATION FOR APRIL	0.00	0.00	42.59	
GJ	GL	001613	11-05	DEP11	5/12/2005	DEPRECIATION FOR MAY	0.00	0.00	42.76	
GJ	GL	001645	12-05	DEP12	6/16/2005	DEPRECIATION FOR JUNE	0.00	0.00	42.87	
GJ	GL	001699	01-06	DEP01	8/3/2005	DEPRECIATION FOR JULY	0.00	0.00	50.20	
GJ	GL	001733	02-06	DEP02	9/7/2005	AUGUST DEPRECIATION	0.00	0.00	50.59	
GJ	GL	001747	03-06	DEP03	9/28/2005	DEPRECIATION FOR SEPTEMBER	0.00	0.00	50.83	
GJ	GL	001795	04-06	DEP04	11/4/2005	DEPRECIATION FOR OCTOBER	0.00	0.00	50.98	
GJ	GL	001808	05-06	DEP05	11/29/2005	DEPRECIATION FOR NOVEMBER	0.00	0.00	51.15	
GJ	GL	001840	06-06	DEP06	12/29/2005	DEPRECIATION FOR DECEMBER	0.00	0.00	51.26	
Acct: 108363 Total							-17,852.60	0.00	560.02	-18,412.62

Jrnl	Tran	Bat	Per	Reference	Tran	Tran	Beginning	Debit	Credit	Ending
Type	Type	Nbr	Ent	Nbr	Date	Description	Balance	Amount	Amount	Balance
Acct: 108364 DEPRECIATION ELECT DIST POLES Sub: 01										
GJ	GL	001500	07-05	DEP07	1/27/2005	DEPRECIATION FOR JAN	0.00	0.00	3,436.00	
GJ	GL	001525	08-05	DEP08	2/22/2005	DEPRECIATION FOR FEBRUARY	0.00	0.00	3,447.09	
GJ	GL	001552	09-05	DEP09	3/15/2005	DEPRECIATION FOR MARCH	0.00	0.00	3,459.40	
GJ	GL	001582	10-05	DEP10	4/14/2005	DEPRECIATION FOR APRIL	0.00	0.00	3,474.11	
GJ	GL	001613	11-05	DEP11	5/12/2005	DEPRECIATION FOR MAY	0.00	0.00	3,487.75	
GJ	GL	001645	12-05	DEP12	6/16/2005	DEPRECIATION FOR JUNE	0.00	0.00	3,497.03	
GJ	GL	001699	01-06	DEP01	8/3/2005	DEPRECIATION FOR JULY	0.00	0.00	3,567.38	
GJ	GL	001733	02-06	DEP02	9/7/2005	AUGUST DEPRECIATION	0.00	0.00	3,595.08	
GJ	GL	001747	03-06	DEP03	9/28/2005	DEPRECIATION FOR SEPTEMBER	0.00	0.00	3,612.04	

Date: Monday, December 04, 2006
 Time: 11:51AM
 User: staylor

Frankfort Plant Board
Detail General Ledger - Standard
 Periods: 07-05 Through 06-06 As of: 12/31/2006 Ledger ID: 00001

Page: 67 of 315
 Report: 01620.rpt
 Company: 00001

Jrnl	Tran	Bat	Per	Reference	Tran	Description	Beginning Balance	Debit Amount	Credit Amount	Ending Balance
Type	Type	Nbr	Ent	Nbr	Date					
GJ	GL	001795	04-06	DEP04	11/4/2005	DEPRECIATION FOR OCTOBER	0.00	0.00	3,623.16	
GJ	GL	001808	05-06	DEP05	11/29/2005	DEPRECIATION FOR NOVEMBER	0.00	0.00	3,635.17	
GJ	GL	001840	06-06	DEP06	12/29/2005	DEPRECIATION FOR DECEMBER	0.00	0.00	3,643.05	
Acct 108364 Total							-516,367.72	0.00	42,477.26	-558,844.98

Acct:	108365	DEPRECIATION ELECT DIST OH CON	Sub:	01	Balance Sheet					
GJ	GL	001500	07-05	DEP07	1/27/2005	DEPRECIATION FOR JAN	0.00	0.00	12,075.29	
GJ	GL	001525	08-05	DEP08	2/22/2005	DEPRECIATION FOR FEBRUARY	0.00	0.00	12,114.27	
GJ	GL	001552	09-05	DEP09	3/15/2005	DEPRECIATION FOR MARCH	0.00	0.00	12,157.54	
GJ	GL	001582	10-05	DEP10	4/14/2005	DEPRECIATION FOR APRIL	0.00	0.00	12,209.24	
GJ	GL	001613	11-05	DEP11	5/12/2005	DEPRECIATION FOR MAY	0.00	0.00	12,257.19	
GJ	GL	001645	12-05	DEP12	6/16/2005	DEPRECIATION FOR JUNE	0.00	0.00	12,289.78	
GJ	GL	001699	01-06	DEP01	8/3/2005	DEPRECIATION FOR JULY	0.00	0.00	11,694.10	
GJ	GL	001733	02-06	DEP02	9/7/2005	AUGUST DEPRECIATION	0.00	0.00	11,784.93	
GJ	GL	001747	03-06	DEP03	9/28/2005	DEPRECIATION FOR SEPTEMBER	0.00	0.00	11,840.51	
GJ	GL	001795	04-06	DEP04	11/4/2005	DEPRECIATION FOR OCTOBER	0.00	0.00	11,876.97	
GJ	GL	001808	05-06	DEP05	11/29/2005	DEPRECIATION FOR NOVEMBER	0.00	0.00	11,916.36	
GJ	GL	001840	06-06	DEP06	12/29/2005	DEPRECIATION FOR DECEMBER	0.00	0.00	11,942.16	
Acct 108365 Total							-3,122,823.47	0.00	144,158.34	-3,266,981.81

Acct:	108366	DEPRECIATION ELEC UG CONDUCTOR	Sub:	01	Balance Sheet					
GJ	GL	001500	07-05	DEP07	1/27/2005	DEPRECIATION FOR JAN	0.00	0.00	4,893.54	
GJ	GL	001525	08-05	DEP08	2/22/2005	DEPRECIATION FOR FEBRUARY	0.00	0.00	4,909.33	
GJ	GL	001552	09-05	DEP09	3/15/2005	DEPRECIATION FOR MARCH	0.00	0.00	4,926.87	
GJ	GL	001582	10-05	DEP10	4/14/2005	DEPRECIATION FOR APRIL	0.00	0.00	4,947.82	
GJ	GL	001613	11-05	DEP11	5/12/2005	DEPRECIATION FOR MAY	0.00	0.00	4,967.25	
GJ	GL	001645	12-05	DEP12	6/16/2005	DEPRECIATION FOR JUNE	0.00	0.00	4,980.46	
GJ	GL	001699	01-06	DEP01	8/3/2005	DEPRECIATION FOR JULY	0.00	0.00	4,923.59	
GJ	GL	001733	02-06	DEP02	9/7/2005	AUGUST DEPRECIATION	0.00	0.00	4,961.83	
GJ	GL	001747	03-06	DEP03	9/28/2005	DEPRECIATION FOR SEPTEMBER	0.00	0.00	4,985.23	
GJ	GL	001795	04-06	DEP04	11/4/2005	DEPRECIATION FOR OCTOBER	0.00	0.00	5,000.58	
GJ	GL	001808	05-06	DEP05	11/29/2005	DEPRECIATION FOR NOVEMBER	0.00	0.00	5,017.16	
GJ	GL	001840	06-06	DEP06	12/29/2005	DEPRECIATION FOR DECEMBER	0.00	0.00	5,028.03	
Acct 108366 Total							-424,364.17	0.00	59,541.69	-483,905.86

Acct:	108367	DEPRECIATION ELECT UG CONDUIT	Sub:	01	Balance Sheet					
GJ	GL	001500	07-05	DEP07	1/27/2005	DEPRECIATION FOR JAN	0.00	0.00	9,681.44	
GJ	GL	001525	08-05	DEP08	2/22/2005	DEPRECIATION FOR FEBRUARY	0.00	0.00	9,712.70	
GJ	GL	001552	09-05	DEP09	3/15/2005	DEPRECIATION FOR MARCH	0.00	0.00	9,747.39	

Jrnl	Tran	Bat	Per	Reference	Tran	Tran	Beginning	Debit	Credit	Ending
Type	Type	Nbr	Ent	Nbr	Date	Description	Balance	Amount	Amount	Balance
GJ	GL	001582	10-05	DEP10	4/14/2005	DEPRECIATION FOR APRIL	0.00	0.00	9,788.84	
GJ	GL	001613	11-05	DEP11	5/12/2005	DEPRECIATION FOR MAY	0.00	0.00	9,827.28	
GJ	GL	001645	12-05	DEP12	6/16/2005	DEPRECIATION FOR JUNE	0.00	0.00	9,853.41	
GJ	GL	001699	01-06	DEP01	8/3/2005	DEPRECIATION FOR JULY	0.00	0.00	10,064.40	
GJ	GL	001733	02-06	DEP02	9/7/2005	AUGUST DEPRECIATION	0.00	0.00	10,142.57	
GJ	GL	001747	03-06	DEP03	9/28/2005	DEPRECIATION FOR SEPTEMBER	0.00	0.00	10,190.41	
GJ	GL	001795	04-06	DEP04	11/4/2005	DEPRECIATION FOR OCTOBER	0.00	0.00	10,221.79	
GJ	GL	001808	05-06	DEP05	11/29/2005	DEPRECIATION FOR NOVEMBER	0.00	0.00	10,255.68	
GJ	GL	001840	06-06	DEP06	12/29/2005	DEPRECIATION FOR DECEMBER	0.00	0.00	10,277.89	
Acct: 108367 Total							-876,494.92	0.00	119,763.80	-996,258.72

Acct:	108368	DEPRECIATION ELECT DIST LINE T	Sub: 01	Balance Sheet						
GJ	GL	001500	07-05	DEP07	1/27/2005	DEPRECIATION FOR JAN	0.00	0.00	15,034.59	
GJ	GL	001525	08-05	DEP08	2/22/2005	DEPRECIATION FOR FEBRUARY	0.00	0.00	15,083.12	
GJ	GL	001552	09-05	DEP09	3/15/2005	DEPRECIATION FOR MARCH	0.00	0.00	15,137.00	
GJ	GL	001582	10-05	DEP10	4/14/2005	DEPRECIATION FOR APRIL	0.00	0.00	15,201.36	
GJ	GL	001613	11-05	DEP11	5/12/2005	DEPRECIATION FOR MAY	0.00	0.00	15,261.06	
GJ	GL	001645	12-05	DEP12	6/16/2005	DEPRECIATION FOR JUNE	0.00	0.00	15,301.65	
GJ	GL	001699	01-06	DEP01	8/3/2005	DEPRECIATION FOR JULY	0.00	0.00	14,773.05	
GJ	GL	001733	02-06	DEP02	9/7/2005	AUGUST DEPRECIATION	0.00	0.00	14,887.79	
GJ	GL	001747	03-06	DEP03	9/28/2005	DEPRECIATION FOR SEPTEMBER	0.00	0.00	14,958.01	
GJ	GL	001795	04-06	DEP04	11/4/2005	DEPRECIATION FOR OCTOBER	0.00	0.00	15,004.07	
GJ	GL	001808	05-06	DEP05	11/29/2005	DEPRECIATION FOR NOVEMBER	0.00	0.00	15,053.82	
GJ	GL	001840	06-06	DEP06	12/29/2005	DEPRECIATION FOR DECEMBER	0.00	0.00	15,086.43	
Acct: 108368 Total							-3,098,472.68	0.00	180,781.95	-3,279,254.63

Acct:	108369	DEPRECIATION ELECT DIST SERVIC	Sub: 01	Balance Sheet					
GJ	GL	001500	07-05	DEP07	1/27/2005	DEPRECIATION FOR JAN	0.00	0.00	5,466.37
GJ	GL	001525	08-05	DEP08	2/22/2005	DEPRECIATION FOR FEBRUARY	0.00	0.00	5,484.02
GJ	GL	001552	09-05	DEP09	3/15/2005	DEPRECIATION FOR MARCH	0.00	0.00	5,503.60
GJ	GL	001582	10-05	DEP10	4/14/2005	DEPRECIATION FOR APRIL	0.00	0.00	5,527.01
GJ	GL	001613	11-05	DEP11	5/12/2005	DEPRECIATION FOR MAY	0.00	0.00	5,548.71
GJ	GL	001645	12-05	DEP12	6/16/2005	DEPRECIATION FOR JUNE	0.00	0.00	5,563.47
GJ	GL	001699	01-06	DEP01	8/3/2005	DEPRECIATION FOR JULY	0.00	0.00	5,465.75
GJ	GL	001733	02-06	DEP02	9/7/2005	AUGUST DEPRECIATION	0.00	0.00	5,508.20
GJ	GL	001747	03-06	DEP03	9/28/2005	DEPRECIATION FOR SEPTEMBER	0.00	0.00	5,534.18
GJ	GL	001795	04-06	DEP04	11/4/2005	DEPRECIATION FOR OCTOBER	0.00	0.00	5,551.22
GJ	GL	001808	05-06	DEP05	11/29/2005	DEPRECIATION FOR NOVEMBER	0.00	0.00	5,569.63
GJ	GL	001840	06-06	DEP06	12/29/2005	DEPRECIATION FOR DECEMBER	0.00	0.00	5,581.69

Date: Monday, December 04, 2006
 Time: 11:51AM
 User: staylor

Frankfort Plant Board
Detail General Ledger - Standard
 Periods: 07-05 Through 06-06 As of: 12/31/2006 Ledger ID: 00001

Page: 69 of 315
 Report: 01620.rpt
 Company: 00001

Jrnl	Tran	Bat	Per	Reference	Tran	Tran	Beginning	Debit	Credit	Ending
Type	Type	Nbr	Ent	Nbr	Date	Description	Balance	Amount	Amount	Balance
Acct 108370 DEPRECIATION ELECT DIST METERS Sub: 01										
GJ	GL	001500	07-05	DEP07	1/27/2005	DEPRECIATION FOR JAN		0.00	2,225.70	
GJ	GL	001525	08-05	DEP08	2/22/2005	DEPRECIATION FOR FEBRUARY		0.00	2,232.88	
GJ	GL	001552	09-05	DEP09	3/15/2005	DEPRECIATION FOR MARCH		0.00	2,240.86	
GJ	GL	001582	10-05	DEP10	4/14/2005	DEPRECIATION FOR APRIL		0.00	2,250.39	
GJ	GL	001613	11-05	DEP11	5/12/2005	DEPRECIATION FOR MAY		0.00	2,259.23	
GJ	GL	001645	12-05	DEP12	6/16/2005	DEPRECIATION FOR JUNE		0.00	2,265.23	
GJ	GL	001699	01-06	DEP01	8/3/2005	DEPRECIATION FOR JULY		0.00	2,158.61	
GJ	GL	001733	02-06	DEP02	9/7/2005	AUGUST DEPRECIATION		0.00	2,175.38	
GJ	GL	001747	03-06	DEP03	9/28/2005	DEPRECIATION FOR SEPTEMBER		0.00	2,185.64	
GJ	GL	001795	04-06	DEP04	11/4/2005	DEPRECIATION FOR OCTOBER		0.00	2,192.37	
GJ	GL	001808	05-06	DEP05	11/29/2005	DEPRECIATION FOR NOVEMBER		0.00	2,199.64	
GJ	GL	001840	06-06	DEP06	12/29/2005	DEPRECIATION FOR DECEMBER		0.00	2,204.40	
Acct 108370 Total							-640,334.01	0.00	26,590.33	-666,924.34

Acct: 108371 DEPRECIATION ELECT SECURITY LI Sub: 01							Balance Sheet			
Jrnl	Tran	Bat	Per	Reference	Date	Description	Beginning	Debit	Credit	Ending
Type	Type	Nbr	Ent	Nbr	Date	Description	Balance	Amount	Amount	Balance
GJ	GL	001500	07-05	DEP07	1/27/2005	DEPRECIATION FOR JAN		0.00	290.06	
GJ	GL	001525	08-05	DEP08	2/22/2005	DEPRECIATION FOR FEBRUARY		0.00	291.00	
GJ	GL	001552	09-05	DEP09	3/15/2005	DEPRECIATION FOR MARCH		0.00	292.04	
GJ	GL	001582	10-05	DEP10	4/14/2005	DEPRECIATION FOR APRIL		0.00	293.28	
GJ	GL	001613	11-05	DEP11	5/12/2005	DEPRECIATION FOR MAY		0.00	294.43	
GJ	GL	001645	12-05	DEP12	6/16/2005	DEPRECIATION FOR JUNE		0.00	295.21	
GJ	GL	001699	01-06	DEP01	8/3/2005	DEPRECIATION FOR JULY		0.00	498.79	
GJ	GL	001733	02-06	DEP02	9/7/2005	AUGUST DEPRECIATION		0.00	502.66	
GJ	GL	001747	03-06	DEP03	9/28/2005	DEPRECIATION FOR SEPTEMBER		0.00	505.03	
GJ	GL	001795	04-06	DEP04	11/4/2005	DEPRECIATION FOR OCTOBER		0.00	506.59	
GJ	GL	001808	05-06	DEP05	11/29/2005	DEPRECIATION FOR NOVEMBER		0.00	508.27	
GJ	GL	001840	06-06	DEP06	12/29/2005	DEPRECIATION FOR DECEMBER		0.00	509.37	
Acct 108371 Total							-30,766.67	0.00	4,786.73	-35,553.40

Acct: 108373 DEPRECIATION ELEC STREET LIGHT Sub: 01							Balance Sheet			
Jrnl	Tran	Bat	Per	Reference	Date	Description	Beginning	Debit	Credit	Ending
Type	Type	Nbr	Ent	Nbr	Date	Description	Balance	Amount	Amount	Balance
GJ	GL	001500	07-05	DEP07	1/27/2005	DEPRECIATION FOR JAN		0.00	1,865.39	
GJ	GL	001525	08-05	DEP08	2/22/2005	DEPRECIATION FOR FEBRUARY		0.00	1,871.40	
GJ	GL	001552	09-05	DEP09	3/15/2005	DEPRECIATION FOR MARCH		0.00	1,878.10	
GJ	GL	001582	10-05	DEP10	4/14/2005	DEPRECIATION FOR APRIL		0.00	1,886.08	
GJ	GL	001613	11-05	DEP11	5/12/2005	DEPRECIATION FOR MAY		0.00	1,893.48	
GJ	GL	001645	12-05	DEP12	6/16/2005	DEPRECIATION FOR JUNE		0.00	1,898.53	

Date: Monday, December 04, 2006
 Time: 11:51AM
 User: staylor

Periods: 07-05 Through 06-06 As of: 12/31/2006 Ledger ID: 00001

Frankfort Plant Board Detail General Ledger - Standard

Jrnl	Tran	Bat	Per	Ent	Reference	Tran	Date	Description	Beginning Balance	Debit Amount	Credit Amount	Ending Balance
GJ	GL	001699	01-06		DEP01		8/3/2005	DEPRECIATION FOR JULY	0.00	0.00	1,781.41	
GJ	GL	001733	02-06		DEP02		9/7/2005	AUGUST DEPRECIATION	0.00	0.00	1,795.23	
GJ	GL	001747	03-06		DEP03		9/28/2005	DEPRECIATION FOR SEPTEMBER	0.00	0.00	1,803.68	
GJ	GL	001795	04-06		DEP04		11/4/2005	DEPRECIATION FOR OCTOBER	0.00	0.00	1,809.27	
GJ	GL	001808	05-06		DEP05		11/29/2005	DEPRECIATION FOR NOVEMBER	0.00	0.00	1,815.26	
GJ	GL	001840	06-06		DEP06		12/29/2005	DEPRECIATION FOR DECEMBER	0.00	0.00	1,819.18	
Acct 108373 Total									-460,694.60	0.00	22,117.01	-482,811.61

Acct:	108390	DEPRECIATION GENERAL PLANT STRU	Sub: 01	Balance Sheet
GJ	GL	001500	07-05 DEP07	11,033.24
GJ	GL	001525	08-05 DEP08	10,985.69
GJ	GL	001552	09-05 DEP09	10,988.89
GJ	GL	001582	10-05 DEP10	10,992.71
GJ	GL	001613	11-05 DEP11	11,013.35
GJ	GL	001645	12-05 DEP12	11,123.40
GJ	GL	001699	01-06 DEP01	6,510.54
GJ	GL	001733	02-06 DEP02	7,641.19
GJ	GL	001747	03-06 DEP03	8,074.93
GJ	GL	001795	04-06 DEP04	8,487.83
GJ	GL	001808	05-06 DEP05	8,495.10
GJ	GL	001840	06-06 DEP06	8,509.01
Acct 108390 Total				-1,064,673.81
Acct 108391 Total				113,855.88
Balance Sheet				-1,178,529.69

Acct:	108391	DEPRECIATION GENERAL OFFICE EQ	Sub: 01	Balance Sheet
GJ	GL	001500	07-05 DEP07	40,363.48
GJ	GL	001525	08-05 DEP08	40,898.80
GJ	GL	001552	09-05 DEP09	41,773.98
GJ	GL	001582	10-05 DEP10	41,797.39
GJ	GL	001613	11-05 DEP11	41,812.66
GJ	GL	001645	12-05 DEP12	42,198.27
GJ	GL	001699	01-06 DEP01	41,323.68
GJ	GL	001733	02-06 DEP02	41,198.40
GJ	GL	001747	03-06 DEP03	41,436.15
GJ	GL	001795	04-06 DEP04	41,739.04
GJ	GL	001808	05-06 DEP05	41,812.20
GJ	GL	001840	06-06 DEP06	41,975.40
Acct 108391 Total				-3,597,426.93
Acct 108392 Total				498,329.45
Balance Sheet				-4,095,756.38

Acct: 108392 DEPRECIATION GENERAL TRANSPORTS:sub: 01

Date: Monday, December 04, 2006
 Time: 11:51AM
 User: staylor

Frankfort Plant Board
 Detail General Ledger - Standard
 Periods: 07-05 Through 06-06 As of: 12/31/2006 Ledger ID: 00001

Jrnl	Tran	Bat	Per	Reference	Tran	Description	Beginning Balance	Debit Amount	Credit Amount	Ending Balance
Type	Type	Nbr	Ent	Nbr	Date					
GJ	GL	001500	07-05	DEP07	1/27/2005	DEPRECIATION FOR JAN	0.00	0.00	22,417.00	
GJ	GL	001525	08-05	DEP08	2/22/2005	DEPRECIATION FOR FEBRUARY	0.00	0.00	22,551.01	
GJ	GL	001552	09-05	DEP09	3/15/2005	DEPRECIATION FOR MARCH	0.00	0.00	23,425.13	
GJ	GL	001582	10-05	DEP10	4/14/2005	DEPRECIATION FOR APRIL	0.00	0.00	23,550.86	
GJ	GL	001613	11-05	DEP11	5/12/2005	DEPRECIATION FOR MAY	0.00	0.00	23,554.52	
GJ	GL	001645	12-05	DEP12	6/16/2005	DEPRECIATION FOR JUNE	0.00	0.00	25,603.53	
GJ	GL	001699	01-06	DEP01	8/3/2005	DEPRECIATION FOR JULY	0.00	0.00	24,172.52	
GJ	GL	001733	02-06	DEP02	9/7/2005	AUGUST DEPRECIATION	0.00	0.00	24,191.71	
GJ	GL	001747	03-06	DEP03	9/28/2005	DEPRECIATION FOR SEPTEMBER	0.00	0.00	24,208.44	
GJ	GL	001795	04-06	DEP04	11/4/2005	DEPRECIATION FOR OCTOBER	0.00	0.00	24,250.43	
GJ	GL	001808	05-06	DEP05	11/29/2005	DEPRECIATION FOR NOVEMBER	0.00	0.00	24,268.31	
GJ	GL	001849	06-06	JE06-1	1/4/2006	REC SALE/TRADE12VECHFULD	380,253.45	380,253.45	24,268.31	
Acct: 108392 Total							-2,418,633.79	380,253.45	286,461.77	-2,324,842.11

Jrnl	Tran	Bat	Per	Reference	Tran	Description	Beginning Balance	Debit Amount	Credit Amount	Ending Balance
Type	Type	Nbr	Ent	Nbr	Date					
Acct: 108393 DEPRECIATION GENERAL STORES EQ Sub: 01										
GJ	GL	001500	07-05	DEP07	1/27/2005	DEPRECIATION FOR JAN	0.00	0.00	343.20	
GJ	GL	001525	08-05	DEP08	2/22/2005	DEPRECIATION FOR FEBRUARY	0.00	0.00	343.19	
GJ	GL	001552	09-05	DEP09	3/15/2005	DEPRECIATION FOR MARCH	0.00	0.00	343.20	
GJ	GL	001582	10-05	DEP10	4/14/2005	DEPRECIATION FOR APRIL	0.00	0.00	343.19	
GJ	GL	001613	11-05	DEP11	5/12/2005	DEPRECIATION FOR MAY	0.00	0.00	343.20	
GJ	GL	001645	12-05	DEP12	6/16/2005	DEPRECIATION FOR JUNE	0.00	0.00	343.19	
GJ	GL	001699	01-06	DEP01	8/3/2005	DEPRECIATION FOR JULY	0.00	0.00	336.26	
GJ	GL	001733	02-06	DEP02	9/7/2005	AUGUST DEPRECIATION	0.00	0.00	236.26	
GJ	GL	001747	03-06	DEP03	9/28/2005	DEPRECIATION FOR SEPTEMBER	0.00	0.00	236.26	
GJ	GL	001795	04-06	DEP04	11/4/2005	DEPRECIATION FOR OCTOBER	0.00	0.00	236.26	
GJ	GL	001808	05-06	DEP05	11/29/2005	DEPRECIATION FOR NOVEMBER	0.00	0.00	236.26	
GJ	GL	001840	06-06	DEP06	12/29/2005	DEPRECIATION FOR DECEMBER	0.00	0.00	236.26	
Acct: 108393 Total							-36,413.06	0.00	3,476.73	-39,889.79

Jrnl	Tran	Bat	Per	Reference	Tran	Description	Beginning Balance	Debit Amount	Credit Amount	Ending Balance
Type	Type	Nbr	Ent	Nbr	Date					
Acct: 108394 DEPRECIATION GEN TOOLS SHOP & Sub: 01										
GJ	GL	001500	07-05	DEP07	1/27/2005	DEPRECIATION FOR JAN	0.00	0.00	405.16	
GJ	GL	001525	08-05	DEP08	2/22/2005	DEPRECIATION FOR FEBRUARY	0.00	0.00	405.16	
GJ	GL	001552	09-05	DEP09	3/15/2005	DEPRECIATION FOR MARCH	0.00	0.00	405.16	
GJ	GL	001582	10-05	DEP10	4/14/2005	DEPRECIATION FOR APRIL	0.00	0.00	405.16	
GJ	GL	001613	11-05	DEP11	5/12/2005	DEPRECIATION FOR MAY	0.00	0.00	405.16	
GJ	GL	001645	12-05	DEP12	6/16/2005	DEPRECIATION FOR JUNE	0.00	0.00	405.17	
GJ	GL	001699	01-06	DEP01	8/3/2005	DEPRECIATION FOR JULY	0.00	0.00	742.57	
GJ	GL	001733	02-06	DEP02	9/7/2005	AUGUST DEPRECIATION	0.00	0.00	767.53	
GJ	GL	001747	03-06	DEP03	9/28/2005	DEPRECIATION FOR SEPTEMBER	0.00	0.00	767.53	

Date: Monday, December 04, 2006
 Time: 11:51AM
 User: staylor

Frankfort Plant Board Detail General Ledger - Standard

Periods: 07-05 Through 06-06 As of: 12/31/2006 Ledger ID: 00001

Page: 72 of 315
 Report: 01620.rpt
 Company: 00001

Jrnl	Tran	Bat	Per	Reference	Tran	Description	Beginning Balance	Debit Amount	Credit Amount	Ending Balance
Type	Type	Nbr	Ent	Nbr	Date					
GJ	GL	001795	04-06	DEP04	11/4/2005	DEPRECIATION FOR OCTOBER	0.00	0.00	767.53	767.53
GJ	GL	001808	05-06	DEP05	11/29/2005	DEPRECIATION FOR NOVEMBER	0.00	0.00	767.53	767.53
GJ	GL	001840	06-06	DEP06	12/29/2005	DEPRECIATION FOR DECEMBER	0.00	0.00	767.53	767.53
Acct 108394 Total							-316,307.46	0.00	7,011.19	-323,318.65

Acct: 108395 DEPRECIATION GENERAL LABORATORSUB: 01										
Jrnl	Tran	Bat	Per	Reference	Tran	Description	Beginning Balance	Debit Amount	Credit Amount	Ending Balance
Type	Type	Nbr	Ent	Nbr	Date					
GJ	GL	001500	07-05	DEP07	1/27/2005	DEPRECIATION FOR JAN	0.00	0.00	290.88	290.88
GJ	GL	001525	08-05	DEP08	2/22/2005	DEPRECIATION FOR FEBRUARY	0.00	0.00	290.89	290.89
GJ	GL	001552	09-05	DEP09	3/15/2005	DEPRECIATION FOR MARCH	0.00	0.00	290.88	290.88
GJ	GL	001582	10-05	DEP10	4/14/2005	DEPRECIATION FOR APRIL	0.00	0.00	290.89	290.89
GJ	GL	001613	11-05	DEP11	5/12/2005	DEPRECIATION FOR MAY	0.00	0.00	290.88	290.88
GJ	GL	001645	12-05	DEP12	6/16/2005	DEPRECIATION FOR JUNE	0.00	0.00	290.89	290.89
GJ	GL	001699	01-06	DEP01	8/3/2005	DEPRECIATION FOR JULY	0.00	0.00	108.28	108.28
GJ	GL	001733	02-06	DEP02	9/7/2005	AUGUST DEPRECIATION	0.00	0.00	108.28	108.28
GJ	GL	001747	03-06	DEP03	9/28/2005	DEPRECIATION FOR SEPTEMBER	0.00	0.00	108.28	108.28
GJ	GL	001795	04-06	DEP04	11/4/2005	DEPRECIATION FOR OCTOBER	0.00	0.00	108.28	108.28
GJ	GL	001808	05-06	DEP05	11/29/2005	DEPRECIATION FOR NOVEMBER	0.00	0.00	108.28	108.28
GJ	GL	001840	06-06	DEP06	12/29/2005	DEPRECIATION FOR DECEMBER	0.00	0.00	108.28	108.28
Acct 108395 Total							-46,624.62	0.00	2,394.99	-49,019.61

Acct: 108396 DEPRECIATION GENERAL POWER OPESUB: 01										
Jrnl	Tran	Bat	Per	Reference	Tran	Description	Beginning Balance	Debit Amount	Credit Amount	Ending Balance
Type	Type	Nbr	Ent	Nbr	Date					
GJ	GL	001500	07-05	DEP07	1/27/2005	DEPRECIATION FOR JAN	0.00	0.00	8,126.32	8,126.32
GJ	GL	001525	08-05	DEP08	2/22/2005	DEPRECIATION FOR FEBRUARY	0.00	0.00	8,144.81	8,144.81
GJ	GL	001552	09-05	DEP09	3/15/2005	DEPRECIATION FOR MARCH	0.00	0.00	8,308.11	8,308.11
GJ	GL	001582	10-05	DEP10	4/14/2005	DEPRECIATION FOR APRIL	0.00	0.00	8,308.19	8,308.19
GJ	GL	001613	11-05	DEP11	5/12/2005	DEPRECIATION FOR MAY	0.00	0.00	8,308.19	8,308.19
GJ	GL	001645	12-05	DEP12	6/16/2005	DEPRECIATION FOR JUNE	0.00	0.00	8,308.92	8,308.92
GJ	GL	001699	01-06	DEP01	8/3/2005	DEPRECIATION FOR JULY	0.00	0.00	6,767.42	6,767.42
GJ	GL	001733	02-06	DEP02	9/7/2005	AUGUST DEPRECIATION	0.00	0.00	6,766.83	6,766.83
GJ	GL	001747	03-06	DEP03	9/28/2005	DEPRECIATION FOR SEPTEMBER	0.00	0.00	6,766.83	6,766.83
GJ	GL	001795	04-06	DEP04	11/4/2005	DEPRECIATION FOR OCTOBER	0.00	0.00	6,796.02	6,796.02
GJ	GL	001808	05-06	DEP05	11/29/2005	DEPRECIATION FOR NOVEMBER	0.00	0.00	6,796.75	6,796.75
GJ	GL	001849	06-06	JE06-1	1/4/2006	REC SALE/TRADE 3 POW OPER EQ	35,765.25	0.00	6,796.74	6,796.74
Acct 108396 Total							-1,427,984.71	35,765.25	90,195.13	-1,482,414.59

Acct: 108397 DEPRECIATION GENERAL COMM EQUI SUB: 01										
Jrnl	Tran	Bat	Per	Reference	Tran	Description	Beginning Balance	Debit Amount	Credit Amount	Ending Balance
Type	Type	Nbr	Ent	Nbr	Date					
GJ	GL	001500	07-05	DEP07	1/27/2005	DEPRECIATION FOR JAN	0.00	0.00	2,291.87	2,291.87
GJ	GL	001525	08-05	DEP08	2/22/2005	DEPRECIATION FOR FEBRUARY	0.00	0.00	2,291.87	2,291.87
GJ	GL	001552	09-05	DEP09	3/15/2005	DEPRECIATION FOR MARCH	0.00	0.00	2,291.87	2,291.87

Date: Monday, December 04, 2006
 Time: 11:51AM
 User: staylor

Frankfort Plant Board
Detail General Ledger - Standard
 Periods: 07-05 Through 06-06 As of: 12/31/2006 Ledger ID: 00001

Jrnl	Tran	Bat	Per	Reference	Tran	Tran	Beginning	Debit	Credit	Ending
Type	Type	Nbr	Ent	Nbr	Date	Description	Balance	Amount	Amount	Balance
GJ	GL	001582	10-05	DEP10	4/14/2005	DEPRECIATION FOR APRIL	0.00	0.00	2,291.87	
GJ	GL	001613	11-05	DEP11	5/12/2005	DEPRECIATION FOR MAY	0.00	0.00	2,291.87	
GJ	GL	001645	12-05	DEP12	6/16/2005	DEPRECIATION FOR JUNE	0.00	0.00	2,291.88	
GJ	GL	001699	01-06	DEP01	8/3/2005	DEPRECIATION FOR JULY	0.00	0.00	1,900.31	
GJ	GL	001733	02-06	DEP02	9/7/2005	AUGUST DEPRECIATION	0.00	0.00	1,900.31	
GJ	GL	001747	03-06	DEP03	9/28/2005	DEPRECIATION FOR SEPTEMBER	0.00	0.00	1,906.59	
GJ	GL	001795	04-06	DEP04	11/4/2005	DEPRECIATION FOR OCTOBER	0.00	0.00	1,929.13	
GJ	GL	001808	05-06	DEP05	11/29/2005	DEPRECIATION FOR NOVEMBER	0.00	0.00	1,929.13	
GJ	GL	001840	06-06	DEP06	12/29/2005	DEPRECIATION FOR DECEMBER	0.00	0.00	1,929.13	
Acct: 108397 Total							-154,666.87	0.00	25,245.83	-179,912.70

Acct:	108398	DEPRECIATION GENERAL MISCELLAN	Sub: 01	Balance Sheet						
GJ	GL	001500	07-05	DEP07	1/27/2005	DEPRECIATION FOR JAN	0.00	0.00	8,404.29	
GJ	GL	001525	08-05	DEP08	2/22/2005	DEPRECIATION FOR FEBRUARY	0.00	0.00	8,404.28	
GJ	GL	001552	09-05	DEP09	3/15/2005	DEPRECIATION FOR MARCH	0.00	0.00	8,404.29	
GJ	GL	001582	10-05	DEP10	4/14/2005	DEPRECIATION FOR APRIL	0.00	0.00	8,404.28	
GJ	GL	001613	11-05	DEP11	5/12/2005	DEPRECIATION FOR MAY	0.00	0.00	8,466.72	
GJ	GL	001645	12-05	DEP12	6/16/2005	DEPRECIATION FOR JUNE	0.00	0.00	8,466.71	
GJ	GL	001699	01-06	DEP01	8/3/2005	DEPRECIATION FOR JULY	0.00	0.00	8,574.71	
GJ	GL	001733	02-06	DEP02	9/7/2005	AUGUST DEPRECIATION	0.00	0.00	8,574.87	
GJ	GL	001747	03-06	DEP03	9/28/2005	DEPRECIATION FOR SEPTEMBER	0.00	0.00	8,580.98	
GJ	GL	001795	04-06	DEP04	11/4/2005	DEPRECIATION FOR OCTOBER	0.00	0.00	8,622.47	
GJ	GL	001808	05-06	DEP05	11/29/2005	DEPRECIATION FOR NOVEMBER	0.00	0.00	8,800.12	
GJ	GL	001840	06-06	DEP06	12/29/2005	DEPRECIATION FOR DECEMBER	0.00	0.00	8,831.13	
Acct: 108398 Total							-347,264.82	0.00	102,534.85	-449,799.67

Acct:	123600	CONSOLIDATED ACQUISITION	Sub: 01	Balance Sheet					
GJ	GL	001498	07-05	SE07-1	1/25/2005	AMORT EXPENSE	0.00	0.00	11,700.00
GJ	GL	001533	08-05	SE08-1	3/1/2005	AMORT EXP	0.00	0.00	11,700.00
GJ	GL	001555	09-05	SE09-1	3/23/2005	AMORT EXP	0.00	0.00	11,700.00
GJ	GL	001587	10-05	SE10-1	4/27/2005	AMORT EXP	0.00	0.00	11,700.00
GJ	GL	001619	11-05	SE11-1	5/26/2005	AMORT EXP	0.00	0.00	11,700.00
GJ	GL	001665	12-05	SE12-1	7/6/2005	AMORT EXP	0.00	0.00	11,700.00
GJ	GL	001695	01-06	SE01-1	8/1/2005	AMORT EXP	0.00	0.00	11,700.00
GJ	GL	001722	02-06	SE02-1	9/1/2005	AMORT EXP	0.00	0.00	11,700.00
GJ	GL	001746	03-06	SE03-1	9/28/2005	AMORT EXP	0.00	0.00	11,700.00
GJ	GL	001787	04-06	SE04-1	11/3/2005	AMORT EXP	0.00	0.00	11,700.00
GJ	GL	001824	05-06	SE05-1	12/5/2005	AMORT EXP	0.00	0.00	11,700.00
GJ	GL	001848	06-06	SE06-1	1/4/2006	AMORT EXP	0.00	0.00	11,700.00

Date: Monday, December 04, 2006
 Time: 11:51AM
 User: staylor

Periods: 07-05 Through 06-06 As of: 12/3/2006 Ledger ID: 00001

Frankfort Plant Board Detail General Ledger - Standard

Page: 74 of 315
 Report: 01620.rpt
 Company: 00001

Jrnl Type	Tran Type	Bat Nbr	Per Ent	Reference Nbr	Tran Date	Tran Description	Beginning Balance	Debit Amount	Credit Amount	Ending Balance
Acct: 124100 INVESTMENT CONTRACT FUND Sub: 01							982,800.00	0.00	140,400.00	842,400.00
Acct: 123600 Total							982,800.00	0.00	140,400.00	842,400.00
Acct: 124100 INVESTMENT CONTRACT FUND Sub: 01							Balance Sheet	0.00	0.00	0.00
			01-06				0.00	0.00	0.00	*
			02-06				0.00	0.00	0.00	*
			03-06				0.00	0.00	0.00	*
			04-06				0.00	0.00	0.00	*
			05-06				0.00	0.00	0.00	*
			06-06				0.00	0.00	0.00	*
Acct: 124100 Total							0.00	0.00	0.00	0.00

Jrnl Type	Tran Type	Bat Nbr	Per Ent	Reference Nbr	Tran Date	Tran Description	Beginning Balance	Debit Amount	Credit Amount	Ending Balance
Acct: 125100 INVESTMENT REVENUE BOND SINKIN Sub: 01							386,000.00	0.00	1,373,000.00	601,000.00
Acct: 125100 Total							386,000.00	0.00	1,373,000.00	601,000.00
Acct: 125100 INVESTMENT REVENUE BOND SINKIN Sub: 01							Balance Sheet	0.00	0.00	0.00
			07-05				0.00	0.00	0.00	*
			08-05				0.00	0.00	0.00	*
			09-05				0.00	0.00	0.00	*
			10-05				0.00	0.00	0.00	*
			11-05				0.00	0.00	0.00	*
			12-05				0.00	0.00	0.00	*
			01-06	TOD01	8/1/2005	TRANSFERS&OTHER DISBURSEMENTS	601,000.00	0.00	386,000.00	0.00
			02-06				0.00	0.00	0.00	*
			03-06				0.00	0.00	0.00	*
			04-06	JE04-3	11/7/2005	TO REC REINVESTMENT	601,000.00	0.00	601,000.00	0.00
			05-06				0.00	0.00	0.00	*
			06-06				0.00	0.00	0.00	*
Acct: 125100 Total							386,000.00	0.00	1,373,000.00	601,000.00

Jrnl Type	Tran Type	Bat Nbr	Per Ent	Reference Nbr	Tran Date	Tran Description	Beginning Balance	Debit Amount	Credit Amount	Ending Balance
Acct: 126300 INVESTMENT DEPRECIATION FUND Sub: 01							1,029,705.86	0.00	1,029,705.86	0.00
Acct: 126300 Total							1,029,705.86	0.00	1,029,705.86	0.00
Acct: 126300 INVESTMENT DEPRECIATION FUND Sub: 01							Balance Sheet	0.00	0.00	0.00
			07-05				0.00	0.00	0.00	*
			08-05				0.00	0.00	0.00	*
			09-05				0.00	0.00	0.00	*
			10-05				0.00	0.00	0.00	*
			11-05				0.00	0.00	0.00	*
			12-05				0.00	0.00	0.00	*
			01-06	TOD01	8/1/2005	TRANSFERS&OTHER DISBURSEMENTS	1,040,695.84	0.00	1,029,705.86	0.00
			02-06				0.00	0.00	0.00	*
			03-06				0.00	0.00	0.00	*
			04-06	JE04-3	11/7/2005	TO REC REINVESTMENT	1,054,728.19	0.00	1,040,695.84	0.00
			05-06				0.00	0.00	0.00	*
			06-06				0.00	0.00	0.00	*
Acct: 126300 Total							1,029,705.86	0.00	1,029,705.86	0.00

Date: Monday, December 04, 2006
 Time: 11:51AM
 User: staylor

Frankfort Plant Board
Detail General Ledger - Standard
 Periods: 07-05 Through 06-06 As of: 12/31/2006 Ledger ID: 00001

Jrnl	Tran	Bat	Per	Ent	Reference	Tran	Date	Description	Beginning Balance	Debit Amount	Credit Amount	Ending Balance	
Type	Type	Nbr	Nbr	Nbr									
Acct: 128500 INVESTMENT CLUBHOUSE FUND Sub: 01									Balance Sheet				
			07-05						1,015,754.25		3,125,129.89	3,086,155.95	1,054,728.19
			08-05							0.00	0.00	0.00	0.00
			09-05		JE09-1		3/31/2005	REC INT ACCD&EARN ON CD		395.22	0.00	0.00	0.00
			10-05							0.00	0.00	0.00	0.00
			11-05							0.00	0.00	0.00	0.00
			12-05							0.00	0.00	0.00	0.00
			01-06							0.00	0.00	0.00	0.00
			02-06		JE02-1		9/7/2005	REC CASH OF W&JCLUBCD		0.00	69,318.65	0.00	0.00
			03-06							0.00	0.00	0.00	0.00
			04-06							0.00	0.00	0.00	0.00
			05-06		TOD05		12/7/2005	TRANSFERS&OTHER DISBURSE		75,000.00	0.00	0.00	0.00
			06-06							0.00	0.00	0.00	0.00
Acct: 128500 Total									68,923.43	75,395.22	69,318.65	75,000.00	
Acct: 131010 IMPREST ELECTRIC & WATER Sub: 01									Balance Sheet				
			07-05						0.00	0.00	0.00	0.00	
			08-05						0.00	0.00	0.00	0.00	
			09-05						0.00	0.00	0.00	0.00	
			10-05						0.00	0.00	0.00	0.00	
			11-05						0.00	0.00	0.00	0.00	
			12-05						0.00	0.00	0.00	0.00	
			01-06						0.00	0.00	0.00	0.00	
			02-06						0.00	0.00	0.00	0.00	
			03-06						0.00	0.00	0.00	0.00	
			04-06						0.00	0.00	0.00	0.00	
			05-06						0.00	0.00	0.00	0.00	
			06-06						0.00	0.00	0.00	0.00	
Acct: 131010 Total									40,000.00	0.00	0.00	40,000.00	
Acct: 131050 CASH CASH WORKING FUND Sub: 01									Balance Sheet				
			07-05		TOD07		2/1/2005	TRANSFERS&OTHER DISBURSE		0.00	50,000.00	0.00	0.00
			08-05							0.00	0.00	0.00	0.00
			09-05							0.00	0.00	0.00	0.00
			10-05		TOD10		5/2/2005	TRANSFERS&OTHER DISBURSE		1,416,000.00	1,415,705.86	0.00	0.00
			11-05							0.00	0.00	0.00	0.00
			12-05							0.00	0.00	0.00	0.00

Date: Monday, December 04, 2006
 Time: 11:51AM
 User: staylor

Frankfort Plant Board
Detail General Ledger - Standard
 Periods: 07-05 Through 06-06 As of: 12/31/2006 Ledger ID: 00001

Jrnl	Tran	Bat	Per	Reference	Tran	Description	Beginning Balance	Debit Amount	Credit Amount	Ending Balance
Type	Type	Nbr	Ent	Nbr	Date					
GJ	GL	001694	01-06	TOD01	8/1/2005	TRANSFERS&OTHER DISBURSEMENTS	1,641,000.00	0.00	1,641,695.84	*
			02-06				0.00	0.00		*
			03-06				0.00	0.00		*
GJ	GL	001799	04-06	JE04-3	11/7/2005	TO REC REINVESTMENT	1,656,000.00	0.00	1,655,728.19	*
			05-06				0.00	0.00		*
			06-06				0.00	0.00		*
Acct: 131050 Total							52,367.80	4,713,000.00	4,763,129.89	2,237.91

Acct:	Sub:	Tran	Description	Beginning Balance	Debit Amount	Credit Amount	Ending Balance
131100	01		TRANSFERS&OTHER DISBURSE		0.00	127,031.60	
		2/1/2005	TRANSFERS&OTHER DISBURSE		0.00	50,065.02	
		2/28/2005	TRANSFERS&OTHER DISBURSE		56,982.00	4,758.02	
		3/29/2005	TRANSFERS&OTHER DISBURSE		0.00	10,283.94	
		5/2/2005	TRANSFERS&OTHER DISBURSE		231,438.19	28,437.68	
		5/27/2005	OTHER CASH RECEIPTS JUNE		36,153.88	27,037.59	
		6/29/2005	TRANSFERS&OTHER DISBURSEMENTS		0.00	20,920.01	
		8/1/2005	TRANSFERS&OTHER DISBURSE		0.00	1,404.75	
		9/2/2005	TRANSFERS&OTHER DISBURSE		34,672.97	19,765.46	
		10/3/2005	TRANSFERS&OTHER DISBURSE		61,816.03	12,023.84	
		11/3/2005	TRANSFERS&OTHER DISBURSE		0.00	86,276.91	
		12/7/2005	TRANSFERS&OTHER DISBURSEMENTS		20,510.98	10,017.94	
		1/5/2006					
Acct: 131100 Total				273,767.48	441,574.05	398,022.76	317,318.77

Acct:	Sub:	Tran	Description	Beginning Balance	Debit Amount	Credit Amount	Ending Balance
131200	01		Summary Release		8,988.50	0.00	
		1/3/2005	Summary Release		8,989.50	0.00	
		1/31/2005	Summary Release		8,990.50	0.00	
		2/28/2005	Summary Release		8,991.50	0.00	
		3/31/2005	Summary Release		8,992.50	0.00	
		5/2/2005	Summary Release		8,993.50	0.00	
		6/2/2005	TRANSFERS&OTHER DISBURSEMENTS		0.00	215,000.00	
		8/1/2005	Summary Release		8,993.50	0.00	
		7/5/2005	Summary Release		8,994.50	0.00	
		7/29/2005	Summary Release		8,995.50	0.00	
		8/29/2005	REC OCT INT FB RBSF ACCT		27.02	0.00	
		11/4/2005	Summary Release		8,996.50	0.00	
		10/5/2005	INTEREST ON INVESTMENTS		23.87	0.00	
		12/6/2005	Summary Release		8,997.50	0.00	
		10/31/2005	INTEREST ON INVEST		25.78	0.00	
		1/6/2006					

Date: Monday, December 04, 2006
 Time: 11:51AM
 User: slaylor

Frankfort Plant Board
Detail General Ledger - Standard
 Periods: 07-05 Through 06-06 As of: 12/31/2006 Ledger ID: 00001

Jrnl	Tran	Bat	Per	Reference	Tran	Tran	Beginning	Debit	Credit	Ending
Type	Type	Nbr	Ent	Nbr	Date	Description	Balance	Amount	Amount	Balance
AP	VO	044298	06-06	051190	12/1/2005	Summary Release		8,998.50	0.00	
Acct 131200 Total							162,177.50	107,998.67	215,000.00	55,176.17

Acct:	131250	CASH REV. BOND INT & REDEMP TIO	Sub: 01	Balance Sheet						
AP	VO	038432	07-05	044175	1/3/2005	Summary Release	90,732.60	0.00		
AP	VO	038985	08-05	044814	1/31/2005	Summary Release	90,732.60	0.00		
AP	VO	039421	09-05	045334	2/28/2005	Summary Release	90,732.60	0.00		
AP	VO	039922	10-05	045962	3/31/2005	Summary Release	90,732.60	0.00		
GJ	GL	001630	11-05	JE11-1	5/31/2005	TO REC INT PYMT ON 99 BONDS	0.00		296,895.63	
AP	VO	040473	11-05	046618	5/2/2005	Summary Release	90,732.60	0.00		
AP	VO	041009	12-05	047267	6/2/2005	Summary Release	90,732.63	0.00		
AP	VO	041612	01-06	048001	7/5/2005	Summary Release	90,732.60	0.00		
AP	VO	042028	02-06	048506	7/29/2005	Summary Release	90,732.60	0.00		
AP	VO	042573	03-06	049175	8/29/2005	Summary Release	531.88	0.00		
GJ	GL	001794	04-06	JE04-3	11/4/2005	REC OCT INT FB RBSF ACCT	90,732.60	0.00		
AP	VO	043253	04-06	049972	10/5/2005	Summary Release	410.09		791,895.63	
GJ	GL	001829	05-06	TOD05	12/7/2005	TRANSFERS&OTHER DISBURSE	90,732.60	0.00		
AP	VO	043755	05-06	050570	10/31/2005	Summary Release	42.07	0.00		
GJ	GL	001859	06-06	SE06-1	1/6/2006	INTEREST ON INVEST	90,701.90	0.00		
AP	VO	044298	06-06	051190	12/1/2005	Summary Release			90,701.90	
Acct 131250 Total							90,845.13	1,089,744.57	1,088,791.26	91,798.44

Acct:	131300	CASH DEPRECIATION FUND	Sub: 01	Balance Sheet						
		07-05		0.00	0.00					
		08-05		0.00	0.00					
		09-05		0.00	0.00					
		10-05		0.00	0.00					
		11-05		0.00	0.00					
		12-05		0.00	0.00					
		01-06		0.00	0.00					
		02-06		0.00	0.00					
		03-06		0.00	0.00					
		04-06		0.00	0.00					
		05-06		0.00	0.00					
		06-06		0.00	0.00					
Acct 131300 Total							2,000.00	0.00	0.00	2,000.00

Acct:	131350	CASH PAYROLL FUND	Sub: 01	Balance Sheet						
GJ	GL	001508	07-05	TOD07	2/1/2005	TRANSFERS&OTHER DISBURSE	348,400.08		479,386.51	
Acct 131350 Total							348,400.08		479,386.51	

Date: Monday, December 04, 2006
 Time: 11:51AM
 User: staylor

Frankfort Plant Board
 Detail General Ledger - Standard
 Periods: 07-05 Through 06-06 As of: 12/31/2006 Ledger ID: 00001

Page: 78 of 315
 Report: 01620.rpt
 Company: 00001

Jrnl	Tran	Bat	Per	Reference	Tran	Tran	Beginning	Debit	Credit	Ending
Type	Type	Nbr	Ent	Nbr	Date	Description	Balance	Amount	Amount	Balance
AP	VO	038689	07-05	044488	1/14/2005	Summary Release		130,986.43	0.00	
GJ	GL	001529	08-05	TOD08	2/28/2005	TRANSFERS&OTHER DISBURSE		337,628.41	455,455.06	
AP	VO	039265	08-05	045159	2/15/2005	Summary Release		117,826.65	0.00	
GJ	GL	001557	09-05	TOD09	3/29/2005	TRANSFERS&OTHER DISBURSE		504,894.05	686,909.79	
AP	VO	039880	09-05	045922	3/29/2005	Summary Release		182,015.74	0.00	
GJ	GL	001599	10-05	TOD10	5/2/2005	TRANSFERS&OTHER DISBURSE		333,434.35	460,023.62	
AP	VO	040378	10-05	046515	4/26/2005	Summary Release		126,589.27	0.00	
GJ	GL	001623	11-05	TOD11	5/27/2005	TRANSERS&OTHER DISBURSE		337,922.26	464,508.07	
AP	VO	040854	11-05	047109	5/24/2005	Summary Release		126,585.81	0.00	
GJ	GL	001654	12-05	TOD12	6/28/2005	TRANSFERS&OTHER DISBURSEMENTS		344,461.06	477,528.76	
AP	VO	041350	12-05	047675	6/21/2005	Summary Release		133,067.70	0.00	
GJ	GL	001694	01-06	TOD01	8/1/2005	TRANSFERS&OTHER DISBURSEMENTS		355,341.11	491,054.59	
AP	VO	041849	01-06	048295	7/19/2005	Summary Release		135,713.48	0.00	
GJ	GL	001726	02-06	TOD02	9/2/2005	TRANSFERS&OTHER DISBURSE		372,535.73	505,197.04	
AP	VO	042363	02-06	048926	8/16/2005	Summary Release		132,661.31	0.00	
GJ	GL	001758	03-06	TOD03	10/3/2005	TRANSFERS&OTHER DISBURSE		772,788.73	951,012.99	
AP	VO	043092	03-06	049790	9/27/2005	Summary Release		178,224.26	0.00	
GJ	GL	001790	04-06	TOD04	11/3/2005	TRANSFERS&OTHER DISBURSE		359,280.57	473,076.69	
AP	VO	043661	04-06	050460	10/25/2005	Summary Release		113,796.12	0.00	
GJ	GL	001829	05-06	TOD05	12/7/2005	TRANSFERS&OTHER DISBURSE		363,933.64	474,329.40	
AP	VO	044166	05-06	051045	11/22/2005	Summary Release		110,395.76	0.00	
GJ	GL	001856	06-06	TOD06	1/5/2006	TRANSFERS&OTHER DISBURSEMENTS		359,379.51	475,144.71	
AP	VO	044640	06-06	051614	12/20/2005	Summary Release		115,765.20	0.00	
Acct: 131350 Total							0.00	6,393,627.23	6,393,627.23	0.00
Acct: 131400 CONSTRUCTION FUND										
Sub: 01							Balance Sheet			
GJ	GL	001529	07-05	TOD08	2/28/2005	TRANSFERS&OTHER DISBURSE	0.00	238,184.04	233,000.00	*
GJ	GL	001557	09-05	TOD09	3/29/2005	TRANSFERS&OTHER DISBURSE		125,713.91	125,000.00	
GJ	GL	001599	10-05	TOD10	5/2/2005	TRANSFERS&OTHER DISBURSE		124,187.49	124,000.00	
GJ	GL	001630	11-05	JE11-1	5/31/2005	DRAWN POSTED INCORRECTLY		0.00	1,000.00	
GJ	GL	001654	12-05	TOD12	6/28/2005	TRANSFERS&OTHER DISBURSEMENTS		127,190.36	127,000.00	*
GJ	GL	001726	02-06	TOD02	9/2/2005	TRANSFERS&OTHER DISBURSE		225,722.43	225,000.00	*
GJ	GL	001790	03-06	TOD04	11/3/2005	TRANSFERS&OTHER DISBURSE	0.00	202,988.38	203,000.00	*
GJ	GL	001829	04-06	TOD05	12/7/2005	TRANSFERS&OTHER DISBURSE		92,607.25	93,000.00	*
GJ	GL	001829	05-06	TOD05	12/7/2005	TRANSFERS&OTHER DISBURSE		92,607.25	93,000.00	*
GJ	GL	001829	06-06	TOD05	12/7/2005	TRANSFERS&OTHER DISBURSE		0.00	0.00	*

Date: Monday, December 04, 2006
 Time: 11:51AM
 User: staylor

Frankfort Plant Board
Detail General Ledger - Standard
 Periods: 07-05 Through 06-06 As of: 12/31/2006 Ledger ID: 00001

Jrnl	Tran	Bat	Per	Reference	Tran	Tran	Beginning	Debit	Credit	Ending		
Type	Type	Nbr	Ent	Nbr	Date	Description	Balance	Amount	Amount	Balance		
AP	VC	039917	09-05	025227	3/31/2005	Summary Release		250.88	0.00			
AP	ZC	039920	09-05	025285	3/31/2005	Summary Release		0.00	0.00			
AP	CK	040418	10-05	025557	4/29/2005	Summary Release		0.00	4,464,354.39			
GJ	GL	001599	10-05	TOD10	5/2/2005	TRANSFERS&OTHER DISBURSE		5,072,790.73	602,177.34			
AP	HC	040173	10-05	025424	4/14/2005	Summary Release		0.00	56,255.12			
AP	ZC	040106	10-05	025416	4/12/2005	Summary Release		0.00	0.00			
AP	CK	040958	11-05	025851	5/31/2005	Summary Release		0.00	4,241,522.31			
GJ	GL	001623	11-05	TOD11	5/27/2005	TRANSERS&OTHER DISBURSE		5,141,032.84	612,233.71			
AP	HC	040870	11-05	025850	5/24/2005	Summary Release		0.00	893.88			
AP	VC	040865	11-05	025708	5/24/2005	Summary Release		893.88	0.00			
AP	ZC	040958	11-05	025852	5/31/2005	Summary Release		0.00	0.00			
AP	CK	041514	12-05	026092	6/28/2005	Summary Release		0.00	5,045,386.07			
GJ	GL	001654	12-05	TOD12	6/28/2005	TRANSFERS&OTHER DISBURSEMENTS		4,930,882.69	619,236.91			
AP	HC	041222	12-05	026957	6/14/2005	Summary Release		0.00	307,307.55			
AP	ZC	041351	12-05	026005	6/21/2005	Summary Release		0.00	0.00			
AP	CK	042005	01-06	026469	7/28/2005	Summary Release		0.00	5,926,920.05			
GJ	GL	001694	01-06	TOD01	8/1/2005	TRANSFERS&OTHER DISBURSEMENTS		6,800,696.47	664,054.80			
AP	ZC	041626	01-06	026178	7/5/2005	Summary Release		0.00	0.00			
AP	CK	042554	02-06	026700	8/29/2005	Summary Release		0.00	6,188,758.94			
GJ	GL	001726	02-06	TOD02	9/2/2005	TRANSFERS&OTHER DISBURSE		7,300,582.44	834,463.85			
AP	HC	042246	02-06	026527	8/10/2005	Summary Release		0.00	13,914.22			
AP	VC	042549	02-06	026425	8/26/2005	Summary Release		3,600.00	0.00			
AP	ZC	042554	02-06	026762	8/29/2005	Summary Release		0.00	0.00			
AP	CK	043182	03-06	027074	9/30/2005	Summary Release		0.00	6,335,673.19			
GJ	GL	001758	03-06	TOD03	10/3/2005	TRANSFERS&OTHER DISBURSE		6,628,089.27	1,121,396.59			
AP	HC	042822	03-06	026911	9/14/2005	Summary Release		0.00	72,400.00			
AP	CK	043742	04-06	027407	10/28/2005	Summary Release		0.00	5,597,528.98			
GJ	GL	001790	04-06	TOD04	11/3/2005	TRANSFERS&OTHER DISBURSE		6,930,185.44	839,864.58			
AP	CK	044257	05-06	027721	11/30/2005	Summary Release		0.00	5,121,286.08			
GJ	GL	001829	05-06	TOD05	12/7/2005	TRANSFERS&OTHER DISBURSE		6,623,483.39	274,255.56			
AP	HC	043962	05-06	027573	11/10/2005	Summary Release		0.00	0.00			
AP	ZC	044167	05-06	027601	11/22/2005	Summary Release		0.00	2,577,890.85			
AP	CK	044776	06-06	028014	12/30/2005	Summary Release		0.00	814,990.95			
GJ	GL	001856	06-06	TOD06	1/5/2006	TRANSFERS&OTHER DISBURSEMENTS		2,800,726.28	426,300.30			
AP	HC	044651	06-06	027850	12/15/2005	Summary Release		0.00	0.00			
AP	ZC	044776	06-06	028051	12/30/2005	Summary Release		0.00	0.00			
Act							136350	Total	155,063.40	69,409,677.54	70,016,046.44	-451,305.50

Date: Monday, December 04, 2006
 Time: 11:51AM
 User: staylor

Frankfort Plant Board
Detail General Ledger - Standard
 Periods: 07-05 Through 06-06 As of: 12/3/2006 Ledger ID: 00001

Page: 81 of 315
 Report: 01620.rpt
 Company: 00001

Jrnl	Tran	Bat	Per	Reference	Tran	Description	Beginning Balance	Debit Amount	Credit Amount	Ending Balance
Acct: 136400	REVENUE FUND FARMERS BANK CASHSub: 01									
GJ	GL	001508	07-05	TOD07		TRANSFERS&OTHER DISBURSE	5,211,030.60		4,785,000.00	
GJ	GL	001529	08-05	TOD08		TRANSFERS&OTHER DISBURSE	965,999.44		800,048.00	
GJ	GL	001557	09-05	TOD09		TRANSFERS&OTHER DISBURSE	5,175,605.73		5,450,010.00	
GJ	GL	001599	10-05	TOD10		TRANSFERS&OTHER DISBURSE	993,130.88		850,194.54	
GJ	GL	001623	11-05	TOD11		TRANSERS&OTHER DISBURSE	5,042,790.86		5,140,000.00	
GJ	GL	001664	12-05	SE12-2		INTEREST INCOME	990,208.17		1.86	
GJ	GL	001694	01-06	TOD01		TRANSFERS&OTHER DISBURSEMENTS	5,480,290.33		6,800,000.00	
GJ	GL	001726	02-06	TOD02		TRANSFERS&OTHER DISBURSE	1,328,052.74		1,375,000.00	
GJ	GL	001758	03-06	TOD03		TRANSFERS&OTHER DISBURSE	6,751,071.99		6,600,000.00	
GJ	GL	001790	04-06	TOD04		TRANSFERS&OTHER DISBURSE	1,442,014.13		950,175.11	
GJ	GL	001829	05-06	TOD05		TRANSFERS&OTHER DISBURSE	6,631,130.15		6,300,876.10	
GJ	GL	001856	06-06	TOD06		TRANSFERS&OTHER DISBURSEMENTS	1,152,177.90		800,000.16	
Acct 136400 Total							39,470.20	41,163,502.92	39,851,305.77	1,351,667.35

Jrnl	Tran	Bat	Per	Reference	Tran	Description	Beginning Balance	Debit Amount	Credit Amount	Ending Balance
Acct: 136450	REVENUE STATE NATIONAL BANK CA Sub: 01									
GJ	GL	001508	07-05	TOD07		TRANSFERS&OTHER DISBURSE	19,685.57		65,000.00	
GJ	GL	001529	08-05	TOD08		TRANSFERS&OTHER DISBURSE	4,433,823.46		1,500,010.95	
GJ	GL	001557	09-05	TOD09		TRANSFERS&OTHER DISBURSE	22,001.10		2,900,000.00	
GJ	GL	001599	10-05	TOD10		TRANSFERS&OTHER DISBURSE	4,076,894.19		3,700,332.78	
GJ	GL	001635	11-05	SE11-2		INTEREST INCOME	18,688.92		0.00	
GJ	GL	001654	12-05	TOD12		TRANSFERS&OTHER DISBURSEMENTS	4,078,334.10		4,300,000.04	
GJ	GL	001698	01-06	SED1-2		INTEREST INCOME	24,355.72		0.00	
GJ	GL	001726	02-06	TOD02		TRANSFERS&OTHER DISBURSE	5,084,715.80		5,331,000.00	
GJ	GL	001764	03-06	SED3-2		INTEREST INCOME	30,120.01		0.00	
GJ	GL	001790	04-06	TOD04		TRANSFERS&OTHER DISBURSE	5,490,200.36		5,400,000.00	
GJ	GL	001825	05-06	SED5-2		INTEREST INCOME	25,299.85		0.00	
GJ	GL	001856	06-06	TOD06		TRANSFERS&OTHER DISBURSEMENTS	4,765,066.94		2,000,000.00	
Acct 136450 Total							65,166.54	28,069,186.02	25,196,343.77	2,936,008.79

Jrnl	Tran	Bat	Per	Reference	Tran	Description	Beginning Balance	Debit Amount	Credit Amount	Ending Balance
Acct: 136600	CLUBHOUSE CASH FUND									
GJ	GL	001510	07-05	SE07-2		INTEREST INCOME	1,751.78		0.00	
GJ	GL	001534	08-05	SE08-2		INTEREST INCOME	797.22		0.00	
GJ	GL	001568	09-05	SE09-2		INTEREST INCOME	721.02		0.00	
GJ	GL	001597	10-05	SE10-2		INTEREST INCOME	851.24		0.00	
GJ	GL	001635	11-05	SE11-2		INTEREST INCOME	34.65		0.00	
GJ	GL	001664	12-05	SE12-2		INTEREST INCOME	1,258.81		0.00	
GJ	GL	001698	01-06	SE01-2		INTEREST INCOME	748.00		0.00	
Acct 136600 Total							6,106.72	0.00	0.00	6,106.72

Date: Monday, December 04, 2006
 Time: 11:51AM
 User: staylor

Frankfort Plant Board Detail General Ledger - Standard

Page: 82 of 315
 Report: 01620.rpt
 Company: 00001

Periods: 07-05 Through 06-06 As of: 12/3/2006 Ledger ID: 00001

Jrnl	Tran	Bat	Per	Reference	Tran	Tran	Beginning	Debit	Credit	Ending	
Type	Type	Nbr	Ent	Nbr	Date	Description	Balance	Amount	Amount	Balance	
GJ	GL	001727	02-06	SE02-2	9/2/2005	INTEREST INCOME		71,120.02	0.00		
GJ	GL	001764	03-06	SE03-2	10/11/2005	INTEREST INCOME		1,278.20	0.00		
GJ	GL	001789	04-06	SE04-2	11/3/2005	INTEREST INCOME		750.24	30.00		
GJ	GL	001829	05-06	TOD05	12/7/2005	TRANSFERS&OTHER DISBURSE		148.40		75,015.00	
GJ	GL	001856	06-06	TOD06	1/5/2006	TRANSFERS&OTHER DISBURSEMENTS		2,065.98		25.00	
Acct 136800 Total							36,349.61	81,525.56		75,070.00	42,805.17

Jrnl	Tran	Bat	Per	Reference	Tran	Tran	Beginning	Debit	Credit	Ending	
Type	Type	Nbr	Ent	Nbr	Date	Description	Balance	Amount	Amount	Balance	
Acct: 136700 REVENUE ACCT. REPUBLIC BANK											
GJ	GL	001510	07-05	SE07-2	2/1/2005	INTEREST INCOME		548.34	0.00		
GJ	GL	001534	08-05	SE08-2	3/1/2005	INTEREST INCOME		1,728.10	0.00		
GJ	GL	001568	09-05	SE09-2	4/1/2005	INTEREST INCOME		1,585.09	0.00		
GJ	GL	001597	10-05	SE10-2	5/2/2005	INTEREST INCOME		1,910.78	0.00		
GJ	GL	001635	11-05	SE11-2	6/1/2005	INTEREST INCOME		1,473.37	0.00		
GJ	GL	001684	12-05	SE12-2	7/6/2005	INTEREST INCOME		1,344.09	0.00		
GJ	GL	001698	01-06	SE01-2	8/3/2005	INTEREST INCOME		1,374.01	0.00		
GJ	GL	001726	02-06	TOD02	9/2/2005	TRANSFERS&OTHER DISBURSE		1,940.39		30,000.00	
GJ	GL	001758	03-06	TOD03	10/3/2005	TRANSFERS&OTHER DISBURSE		1,830.20		27,500.00	
GJ	GL	001789	04-06	SE04-2	11/3/2005	INTEREST INCOME		1,887.43	0.00		
GJ	GL	001825	05-06	SE05-2	12/6/2005	INTEREST INCOME		1,803.64	0.00		
GJ	GL	001850	06-06	SE06-2	1/4/2006	INTEREST INCOME		1,721.40	0.00		
Acct 136700 Total							48,227.71	19,146.84		57,500.00	9,874.55

Jrnl	Tran	Bat	Per	Reference	Tran	Tran	Beginning	Debit	Credit	Ending	
Type	Type	Nbr	Ent	Nbr	Date	Description	Balance	Amount	Amount	Balance	
Acct: 142100 ACCOUNTS RECEIVABLE ELECTRIC & Sub: 01											
GJ	GL	001514	07-05	JE07-1	2/2/2005	SYS ERR DETAIL#SUMMARY		5,047,235.27	4,566,131.87		
GJ	GL	001546	08-05	JE08-2	3/4/2005	SYS ERR DETAIL#SUMMARY		4,952,589.99	5,099,587.03		
GJ	GL	001570	09-05	EWB09	4/1/2005	ELEC&WATER BILLAR		4,720,281.06	4,908,395.89		
GJ	GL	001609	10-05	JE10-1	5/5/2005	SYSTEM ERROR		4,992,203.91	5,048,031.58		
GJ	GL	001633	11-05	JE11-1	6/1/2005	SYSTEM ERROR		4,650,514.75	4,738,593.17		
GJ	GL	001662	12-05	JE12-2	7/6/2005	WATER ADJUSTMENT		5,590,413.20	4,950,393.27		
GJ	GL	001707	01-06	UT01	8/16/2005	JULY UTILITY BILLING TAXES		6,498,214.35	5,395,917.47		
GJ	GL	001729	02-06	UT02	9/2/2005	AUGUST UTILITY BILLING TAXES		6,656,662.45	6,237,797.09		
GJ	GL	001772	03-06	UT03	10/18/2005	SEPTEMBER UTILITY TAXES		6,740,747.21	6,568,815.77		
GJ	GL	001797	04-06	UT04	11/7/2005	OCTOBER UTILITY TAXES		6,619,369.87	6,656,663.19		
GJ	GL	001827	05-06	UT05	12/6/2005	NOVEMBER UTILITY TAXES		6,240,172.48	6,950,751.96		
GJ	GL	001853	06-06	UT06	1/5/2006	DECEMBER UTILITY TAXES		5,702,765.38	5,910,475.07		
Acct 142100 Total							5,158,725.13	68,411,169.92		67,031,553.36	6,538,341.69

Acct: 142160 ACCTS REC. ADVERTISING Sub: 01 Advertising A/R-January Balance Sheet 61,919.16 116,100.65

Date: Monday, December 04, 2006
 Time: 11:51AM
 User: staylor

Periods: 07-05 Through 06-06 As of: 12/3/2006 Ledger ID: 00001

Frankfort Plant Board

Detail General Ledger - Standard

Page: 84 of 315
 Report: 01620.rpt
 Company: 00001

Jrnl	Tran	Bat	Per	Reference	Tran	Description	Beginning Balance	Debit	Credit	Ending Balance
Type	Type	Nbr	Ent	Nbr	Date			Amount	Amount	
GJ	GL	001506	07-05	OCS07	1/31/2005	OTHER CHG SALES		10,496.95	37,394.20	
PO	R	049109	07-05		1/27/2005	NON STOCK DIRECTLY CHARGED TO		602.02	0.00	
AP	VO	038778	07-05	044575	1/20/2005	Summary Release		1.00	0.00	
IN	CT	049736	08-05	706	2/23/2005	Summary Release		299.30	0.00	
GJ	GL	001532	08-05	OCS08	3/1/2005	OTHER CHARGE SALES		12,225.68	10,241.49	
PO	R	049734	08-05		2/24/2005	NON STOCK DIRECTLY CHARGED TO		17,600.55	0.00	
AP	VO	039418	08-05	045332	2/25/2005	Summary Release		279.60	0.00	
IN	CT	049979	09-05	58	3/9/2005	Summary Release		341.66	0.00	
GJ	GL	001560	09-05	OCS09	3/30/2005	OTHER CHARGE SALES		3,605.14	12,329.82	
AP	VO	039895	09-05	045937	3/29/2005	Summary Release		499.81	0.00	
IN	CT	050842	10-05	411	4/14/2005	Summary Release		430.00	0.00	
GJ	GL	001594	10-05	OCS10	5/2/2005	OTHER CHARGE SALES		32,842.76	34,393.09	
PO	R	051122	10-05		4/27/2005	NON STOCK DIRECTLY CHARGED TO		1,542.86	0.00	
AP	VO	040392	10-05	046529	5/23/2005	Summary Release		1,214.80	0.00	
IN	CT	051830	11-05	92	5/26/2005	Summary Release		4,652.71	8,301.08	
GJ	GL	001622	11-05	OCS11	5/18/2005	OTHER CHARGE SALES - MAY		832.97	0.00	
PO	R	051593	11-05		5/9/2005	NON STOCK DIRECTLY CHARGED TO		0.00	1,843.82	
IN	RI	051345	11-05	401	5/18/2005	Summary Release		-14.37	0.00	
AP	VO	040719	11-05	046924	6/22/2005	Summary Release		1,965.32	0.00	
IN	CT	052609	12-05	676	7/13/2005	Summary Release		32,155.02	6,505.53	
GJ	GL	001675	12-05	PAYACC12-1	6/27/2005	YEAR END PAYROLL ACCRUAL		545.72	0.00	
PO	R	052671	12-05		6/15/2005	NON STOCK DIRECTLY CHARGED TO		63.13	0.00	
AP	VO	041249	12-05	047539	7/13/2005	Summary Release		755.15	0.00	
IN	CT	053077	01-06	680	7/29/2005	Summary Release		66,490.22	30,811.93	
GJ	GL	001689	01-06	RPAAYACC01	7/26/2005	REVERSE EOY PAYROLL ACCRUAL		952.10	0.00	
PO	R	053372	01-06		6/29/2005	NON STOCK DIRECTLY CHARGED TO		0.00	303.80	
AP	AD	042315	02-06	048862	8/11/2005	Summary Release		2,719.10	0.00	
IN	CT	053893	02-06	47	9/11/2005	Summary Release		7,286.80	4,881.85	
GJ	GL	001725	02-06	OCS02	8/15/2005	AUGUST CHARGE SALES		1,739.23	0.00	
PO	R	053952	02-06		8/11/2005	NON STOCK DIRECTLY CHARGED TO		307.58	0.00	
AP	VO	042301	02-06	048837	9/19/2005	Summary Release		1,176.40	0.00	
IN	CT	054833	03-06	416	9/30/2005	Summary Release		78,381.99	40,755.63	
GJ	GL	001756	03-06	OCS03	9/29/2005	SEPTEMBER CHARGE SALES		1,622.83	0.00	
PO	R	055120	03-06		9/26/2005	NON STOCK DIRECTLY CHARGED TO		535.49	0.00	
AP	VO	043040	03-06	049714	10/26/2005	Summary Release		3,350.21	0.00	
IN	CT	055968	04-06	707	10/30/2005	Summary Release		9,735.45	78,983.75	
GJ	GL	001783	04-06	OCS04	10/27/2005	OCTOBER OTHER CHARGE SALES		1,097.02	0.00	
PO	R	055967	04-06			NON STOCK DIRECTLY CHARGED TO				

Date: Monday, December 04, 2006
 Time: 11:51AM
 User: staylor

Frankfort Plant Board
Detail General Ledger - Standard
 Periods: 07-05 Through 06-06 As of: 12/3/2006 Ledger ID: 00001

Page: 85 of 315
 Report: 01620.rpt
 Company: 00001

Jrnl	Tran	Bat	Per	Reference	Tran	Description	Beginning Balance	Debit Amount	Credit Amount	Ending Balance
Type	Type	Nbr	Ent	Nbr	Date					
IN	RI	056036	04-06	452	10/27/2005	Summary Release		0.00	459.20	
IN	CT	056554	05-06	84	11/17/2005	Summary Release		2,687.85	0.00	
GJ	GL	001814	05-06	OCS05	12/1/2005	NOVEMBER CHARGE SALES		6,353.83	7,217.10	
PO	R	056564	05-06		11/21/2005	NON STOCK DIRECTLY CHARGED TO		1,181.07	0.00	
AP	VO	044215	05-06	051099	11/28/2005	Summary Release		300.00	0.00	
IN	CT	057160	06-06	77	12/14/2005	Summary Release		416.61	0.00	
GJ	GL	001860	06-06	JE06-2	1/6/2006	REMOVE CO REB PORT EMP PUR OCT		7,703.75	63,945.32	
PO	R	057056	06-06		12/13/2005	NON STOCK DIRECTLY CHARGED TO		786.55	0.00	
IN	RI	056816	06-06	2	12/1/2005	Summary Release		0.00	205.00	
AP	VO	044717	06-06	051690	12/28/2005	Summary Release		606.27	0.00	
Acct: 143100						MISCELLANEOUS ACCOUNTS RECEIVASub: 10				Electric
GJ	GL	001519	07-05	JE07-1	2/3/2005	KP ERROR ACCT#		0.00	49.05	
PO	R	048897	07-05		1/20/2005	NON STOCK DIRECTLY CHARGED TO		49.05	0.00	
			08-05					0.00	0.00	
			09-05					0.00	0.00	
			10-05					0.00	0.00	
			11-05					0.00	0.00	
			12-05					0.00	0.00	
			01-06					0.00	0.00	
			02-06					0.00	0.00	
			03-06					0.00	0.00	
			04-06					0.00	0.00	
			05-06					0.00	0.00	
			06-06					0.00	0.00	
Acct: 143100						MISCELLANEOUS ACCOUNTS RECEIVASub: 20				Water
			07-05					0.00	0.00	
			08-05					0.00	0.00	
			09-05					0.00	0.00	
GJ	GL	001610	10-05	JE10-3	5/6/2005	KP ERROR ACCT#		0.00	102.00	
PO	R	050842	10-05		4/18/2005	CONCRETE,4000 MIX FOR WATER MA		102.00	0.00	
			11-05					0.00	0.00	
			12-05					0.00	0.00	
			01-06					0.00	0.00	
			02-06					0.00	0.00	
			03-06					0.00	0.00	
			04-06					0.00	0.00	
			05-06					0.00	0.00	
			06-06					0.00	0.00	

Date: Monday, December 04, 2006
 Time: 11:51AM
 User: staylor

Frankfort Plant Board
Detail General Ledger - Standard
 Periods: 07-05 Through 06-06 As of: 12/31/2006 Ledger ID: 00001

Jrnl	Tran	Bat	Per	Reference	Tran	Tran	Beginning	Debit	Credit	Ending
Type	Type	Nbr	Ent	Nbr	Date	Description	Balance	Amount	Amount	Balance
AP	VO	041493	12-05	047854	6/27/2005	Summary Release		16,325.01	0.00	
GJ	GL	001684	01-06	CR01	7/28/2005	JULY REVENUE SUMMARY		0.00	12,578.05	
AP	VO	041978	01-06	048432	7/26/2005	Summary Release		12,028.97	0.00	
GJ	GL	001738	02-06	JE02	9/12/2005	TO ADJ A/R RETURNED CKS TO ACT		0.00	17,001.30	
AP	VO	042532	02-06	049136	8/26/2005	Summary Release		20,163.86	0.00	
GJ	GL	001755	03-06	CR03	9/30/2005	SEPTEMBER CASH RECEIPTS		0.00	33,579.16	
AP	VO	043181	03-06	049880	9/30/2005	Summary Release		31,808.72	0.00	
GJ	GL	001788	04-06	JE04-1	11/3/2005	REC RETURNED CK CLUBHOUSE		15.00	17,171.96	
AP	VO	043700	04-06	050501	10/26/2005	Summary Release		24,613.78	0.00	
GJ	GL	001813	05-06	CR05	12/1/2005	NOVEMBER REVENUE SUMMARY		0.00	26,246.34	
AP	VO	044215	05-06	051099	11/28/2005	Summary Release		23,960.54	0.00	
GJ	GL	001847	06-06	CR06	1/3/2006	DECEMBER CASH RECEIPTS		0.00	22,477.70	
AP	VO	044717	06-06	051690	12/28/2005	Summary Release		17,239.44	0.00	
Act							143300	8,493.50	230,727.67	8,099.24
Total								230,333.41	230,727.67	8,099.24

Sub:	01	TAX ADJ FOR BAD DEBTS	Balance Sheet
2/1/2005		TAX ADJ FOR BAD DEBTS	13,252.80
1/27/2005		Summary Release	1,526.61
3/1/2005		TAX ADJ BAD DEBTS	16,338.59
3/31/2005		TAX ADJ BAD DEBTS	8,396.44
3/29/2005		Summary Release	3,710.29
5/2/2005		TAX ADJ FOR BAD DEBTS	12,009.47
6/1/2005		TAX ADJ FOR BAD DEBTS	11,022.32
7/6/2005		TAX ADJ BAD DEBTS	21,187.56
6/27/2005		Summary Release	1,217.40
8/1/2005		ACCD BAD DEBTS	0.00
9/1/2005		ACCD BAD DEBTS	0.00
9/28/2005		ACCD BAD DEBTS	17,083.16
9/30/2005		Summary Release	2,859.94
11/3/2005		ACCD BAD DEBTS	90.81
12/5/2005		ACCD BAD DEBTS	1,041.31
1/4/2006		ACCD BAD DEBTS	28.40
12/15/2005		Summary Release	105.74
Act	144110	Total	109,870.84
			205,447.16
			-88,281.43

Acct:	154100	INVENTORY MATERIALS AND SUPPLI	Sub:	01	Balance Sheet
IN	CT	049116	07-05	918	0.00
PO	R	049115	07-05		354,741.41
IN	RI	049014	07-05	910	23,040.31
					224,440.96
					0.00
					0.00

Date: Monday, December 04, 2006
 Time: 11:51AM
 User: staylor

Periods: 07-05 Through 06-06 As of: 12/3/2006 Ledger ID: 00001

Frankfort Plant Board Detail General Ledger - Standard

Page: 88 of 315
 Report: 01620.rpt
 Company: 00001

Jrnl	Tran	Bat	Per	Reference	Tran	Description	Beginning Balance	Debit Amount	Credit Amount	Ending Balance
Type	Type	Nbr	Ent	Nbr	Date					
PO	X	048445	07-05		1/5/2005	WIRE, #1/4" EHS GUY in 5000' R	0.00	0.00	9,943.23	
IN	AJ	049664	08-05	21805CYC	2/18/2005	Summary Release	2,781.48	0.00	0.00	
IN	CT	049633	08-05	99	2/17/2005	Summary Release	0.00	0.00	254,935.57	
GJ	GL	001542	08-05	JE08-1	3/3/2005	KP ERROR ACCT#	13,629.79	0.00	0.00	
PO	R	049753	08-05		2/25/2005	Chemicals, NaOH (Sodium Hydrox	79,424.76	0.00	0.00	
IN	RI	049174	08-05	9	1/31/2005	Summary Release	10,694.95	0.00	0.00	
PO	X	049143	08-05		1/28/2005	WIRE, #1/4" EHS GUY in 5000' R	0.00	548.02	0.00	
IN	AJ	049935	09-05	30705CYC	3/7/2005	Summary Release	0.00	0.00	314,383.41	
IN	CT	050165	09-05	99	3/16/2005	Summary Release	247,043.98	0.00	0.00	
PO	R	050342	09-05		3/30/2005	WIRE, #6 SOLID COPPER 5000 VOL	55,324.88	0.00	0.00	
IN	RI	050137	09-05	83	3/15/2005	Summary Release	0.00	0.00	1,448.10	
PO	X	050330	09-05		3/30/2005	WIRE, #6 SOLID COPPER 5000 VOL	0.00	0.00	156.37	
IN	CG	051262	10-05	727	4/29/2005	Summary Release	0.00	0.00	360,398.92	
IN	CT	051042	10-05	99	4/22/2005	Summary Release	54,537.44	0.00	0.00	
IN	PI	051188	10-05	2005INV#1	4/25/2005	Summary Release	226,168.60	0.00	0.00	
PO	R	051146	10-05		4/29/2005	CLAMP, 12" FULL CIRCLE 13.12-13.	22,058.51	0.00	0.00	
IN	RI	051032	10-05	94	4/22/2005	Summary Release	0.00	0.00	3,721.16	
PO	X	050999	10-05		4/21/2005	Wire, 22/4 White CMR Rated	14,538.77	0.00	2,605.87	
IN	AJ	051866	11-05	ADJ62605.	5/25/2005	Summary Release	0.00	0.00	306,980.63	
IN	CT	051977	11-05	97	5/31/2005	Summary Release	39,472.17	0.00	52,066.75	
IN	PI	051571	11-05	2005INV#4	5/16/2005	Summary Release	112,951.30	0.00	0.00	
PO	R	051930	11-05		5/31/2005	AQUA SEAL, ROLL	55,090.60	0.00	0.00	
IN	RI	051847	11-05	96A	5/24/2005	Summary Release	0.00	0.00	3,518.00	
PO	X	051833	11-05		5/31/2005	Chemicals, Chlorine Gas	4,771.81	0.00	6,341.94	
IN	AJ	052753	12-05	ADJ62705PH	6/27/2005	Summary Release	0.00	0.00	240,188.50	
IN	CT	052725	12-05	99	6/27/2005	Summary Release	0.00	0.00	11,961.30	
GJ	GL	001663	12-05	JE12-1	7/6/2005	ADJUST INVENTORY TO ACTUAL	254,173.16	0.00	0.00	
PO	R	052715	12-05		6/27/2005	Chemicals, Chlorine Gas	22,890.23	0.00	0.00	
IN	RI	052719	12-05	93	6/27/2005	Summary Release	0.00	0.00	389.00	
PO	X	052299	12-05		6/13/2005	CONNECTOR, 477-477 ACSR SQUEEZ	551.96	0.00	0.00	
IN	AJ	052787	01-06	ADJUCOST629	6/29/2005	Summary Release	0.00	0.00	300,119.05	
IN	CT	053458	01-06	99	7/28/2005	Summary Release	0.00	0.00	0.00	
PO	R	053468	01-06		7/28/2005	Chemicals, NaOH (Sodium Hydrox	340,541.90	0.00	0.00	
IN	RI	053405	01-06	94	7/26/2005	Summary Release	5,312.82	0.00	137.31	
PO	X	053302	01-06		7/22/2005	Wall Plate, 1-(RJ11) Jack & 1-	0.00	0.00	284,202.33	
IN	CT	053674	02-06	9713	8/3/2005	Summary Release	244,960.14	0.00	0.00	
PO	R	054218	02-06		8/26/2005	Chemicals, Ferric Chloride Liq	4,537.06	0.00	0.00	
IN	RI	054221	02-06	77A	8/25/2005	Summary Release				

Date: Monday, December 04, 2006
 Time: 11:51AM
 User: staylor

Frankfort Plant Board
 Detail General Ledger - Standard
 Periods: 07-05 Through 06-06 As of: 12/31/2006 Ledger ID: 00001

Page: 90 of 315
 Report: 01620.rpt
 Company: 00001

Jrnl	Tran	Bat	Per	Reference	Tran	Tran	Beginning	Debit	Credit	Ending	
Type	Type	Nbr	Ent	Nbr	Date	Description	Balance	Amount	Amount	Balance	
			11-05					0.00	0.00	*	
			12-05					0.00	0.00	*	
			01-06					0.00	0.00	*	
			02-06					0.00	0.00	*	
			03-06					0.00	122.96	*	
GJ	GL	001779	04-06	JE04-3	10/28/2005	KP ERROR ACCT#		122.96	0.00	*	
PO	R	055781	04-06		10/20/2005	NON STOCK DIRECTLY CHARGED TO		0.00	0.00	*	
			05-06					0.00	0.00	*	
			06-06					0.00	0.00	*	
Acct 154120 DRUMS CLEARING							Acct 154120 Total	3,732,522.79	3,956,222.06	3,515,274.45	4,173,470.40

Subj	Date	Description	Amount	Balance Sheet
01	1/25/2005	PREPAID INSUR EXPENSED	0.00	64,540.66
	1/19/2005	Summary Release	1,358.50	0.00
	3/1/2005	PREPAID INSUR EXPENSED	414,878.80	68,036.56
	2/22/2005	Summary Release	165,914.83	0.00
	3/23/2005	PREPAID INSUR EXPENSED	0.00	68,036.57
	4/27/2005	PREPAID INSURANCE EXP	0.00	68,036.57
	5/26/2005	PREPAID INSUR EXP	4,148.79	72,083.84
	5/2/2005	Summary Release	275,423.38	0.00
	7/6/2005	PREPAID INSUR EXP	0.00	68,036.57
	8/1/2005	PREPAID INSUR EXP	0.00	71,730.07
	9/1/2005	PREPAID INSUR EXP	40,471.00	111,998.03
	6/29/2005	Summary Release		0.00
Acct 154120 Total			0.00	500.00

Acct	Type	Tran	Bat	Per	Reference	Tran	Date	Description	Amount	Balance Sheet
165100	GL			07-05	SE07-1		1/25/2005	PREPAID INSUR EXPENSED	0.00	64,540.66
	GL	001498		07-05	SE07-1		1/19/2005	Summary Release	1,358.50	0.00
	VO	038788		08-05	SE06-1		3/1/2005	PREPAID INSUR EXPENSED	414,878.80	68,036.56
	GL	001533		08-05	SE06-1		2/22/2005	Summary Release	165,914.83	0.00
	VO	039344		08-05	SE09-1		3/23/2005	PREPAID INSUR EXPENSED	0.00	68,036.57
	GL	001555		09-05	SE09-1		4/27/2005	PREPAID INSURANCE EXP	0.00	68,036.57
	GL	001587		10-05	SE10-1		5/26/2005	PREPAID INSUR EXP	4,148.79	72,083.84
	GL	001619		11-05	SE11-1		5/2/2005	Summary Release	275,423.38	0.00
	VO	040747		11-05	SE12-1		7/6/2005	PREPAID INSUR EXP	0.00	68,036.57
	GL	001665		12-05	SE12-1		8/1/2005	PREPAID INSUR EXP	0.00	71,730.07
	GL	001695		01-06	SE01-1		9/1/2005	PREPAID INSUR EXP	40,471.00	111,998.03
	GL	001722		02-06	SE02-1		6/29/2005	Summary Release		0.00
	VO	042244		02-06	048776					

Date: Monday, December 04, 2006
 Time: 11:51AM
 User: staylor

Frankfort Plant Board
Detail General Ledger - Standard
 Periods: 07-05 Through 06-06 As of: 12/3/2006 Ledger ID: 00001

Jrnl	Tran	Bat	Per	Reference	Tran	Tran	Description	Beginning Balance	Debit Amount	Credit Amount	Ending Balance	
Type	Type	Nbr	Ent	Nbr	Date	Date						
GJ	GL	0017746	03-06	SE03-1	9/28/2005	9/28/2005	PREPAID INSUR EXP	0.00	0.00	71,714.17	71,714.17	
AP	VO	043126	03-06	049824	9/28/2005	9/28/2005	Summary Release	355.25	0.00	0.00	355.25	
GJ	GL	001787	04-06	SE04-1	11/3/2005	11/3/2005	PREPAID INSUR EXP	0.00	0.00	71,714.17	71,714.17	
AP	VO	043460	04-06	050222	10/17/2005	10/17/2005	Summary Release	203.00	0.00	0.00	203.00	
GJ	GL	001824	05-06	SE05-1	12/5/2005	12/5/2005	PREPAID INSUR EXPENSED	0.00	0.00	71,761.82	71,761.82	
AP	VO	044141	05-06	051007	11/18/2005	11/18/2005	Summary Release	292.32	0.00	0.00	292.32	
GJ	GL	001848	06-06	SE06-1	1/4/2006	1/4/2006	PREPAID INSUR EXP	9,760.95	0.00	0.00	9,760.95	
AP	VO	044426	06-06	051347	12/8/2005	12/8/2005	Summary Release	2,030.00	0.00	0.00	2,030.00	
Acct: 171100 INTEREST CONTRACT FUND								165100	163,393.07	914,836.82	880,813.52	197,416.37
Sub: 01								Balance Sheet				
01-06								0.00	0.00	0.00	0.00	*
02-06								0.00	0.00	0.00	0.00	*
03-06								0.00	0.00	0.00	0.00	*
04-06								0.00	0.00	0.00	0.00	*
05-06								0.00	0.00	0.00	0.00	*
06-06								0.00	0.00	0.00	0.00	*
Total								0.00	0.00	0.00	0.00	0.00

Acct:	171200	INTEREST REVENUE BOND SINKING	Sub: 01	Balance Sheet
GJ	GL	001498	07-05 SE07-1	653.81
GJ	GL	001533	08-05 SE08-1	653.81
GJ	GL	001555	09-05 SE09-1	653.81
GJ	GL	001587	10-05 SE10-1	653.81
GJ	GL	001619	11-05 SE11-1	1,190.14
GJ	GL	001665	12-05 SE12-1	1,190.14
GJ	GL	001695	01-06 SE01-1	426.93
GJ	GL	001722	02-06 SE02-1	2,532.20
GJ	GL	001746	03-06 SE03-1	1,726.50
GJ	GL	001787	04-06 SE04-1	1,821.88
GJ	GL	001824	05-06 SE05-1	1,947.30
GJ	GL	001859	06-06 SE06-1	2,012.21
Acct: 171200 Total				15,462.54
Sub: 01				11,966.81
Total				4,803.34

Acct:	171300	INTEREST DEPRECIATION FUND	Sub: 01	Balance Sheet
GJ	GL	001498	07-05 SE07-1	1,720.48
GJ	GL	001533	08-05 SE08-1	1,720.48
GJ	GL	001555	09-05 SE09-1	1,720.48
GJ	GL	001587	10-05 SE10-1	1,720.48
Acct: 171300 Total				10,322.90

Date: Monday, December 04, 2006
 Time: 11:51AM
 User: staylor

Frankfort Plant Board
Detail General Ledger - Standard
 Periods: 07-05 Through 06-06 As of: 12/3/2006 Ledger ID: 00001

Page: 92 of 315
 Report: 01620.rpt
 Company: 00001

Jrnl	Tran	Bat	Per	Reference	Tran	Description	Beginning Balance	Debit Amount	Credit Amount	Ending Balance
Type	Type	Nbr	Ent	Nbr	Date					
GJ	GL	001619	11-05	SE11-1	5/26/2005	INTEREST ON INVESTMENTS	2,977.76	0.00	0.00	
GJ	GL	001665	12-05	SE12-1	7/6/2005	INTEREST ON INVESTMENTS	2,977.75	0.00	0.00	
GJ	GL	001695	01-06	SE01-1	8/1/2005	INTEREST ON INVESTMENTS	1,531.42	7,486.93	0.00	
GJ	GL	001722	02-06	SE02-1	9/1/2005	INTEREST ON INVESTMENTS	4,384.16	0.00	0.00	
GJ	GL	001746	03-06	SE03-1	9/28/2005	INTEREST ON INVESTMENTS	2,989.20	0.00	0.00	
GJ	GL	001787	04-06	SE04-1	11/3/2005	INTEREST ON INVESTMENTS	3,174.88	9,067.41	0.00	
GJ	GL	001824	05-06	SE05-1	12/5/2005	INTEREST ON INVEST	3,417.30	0.00	0.00	
GJ	GL	001859	06-06	SE06-1	1/6/2006	INTEREST ON INVEST	3,531.21	0.00	0.00	
Acct: 171300 Total							3,440.98	31,855.60	26,877.24	8,429.34

Acct:	171500	INTEREST CLUBHOUSE	Sub: 01	Balance Sheet
	07-05			0.00
	08-05			0.00
	09-05	JE09-1	3/31/2005	168.23
	10-05			0.00
	11-05			0.00
	12-05			0.00
	01-06			0.00
	02-06	JE02-1	9/7/2005	451.24
	03-06			0.00
	04-06			0.00
	05-06	SE05-1	12/5/2005	315.56
	06-06			0.00
Acct: 171500 Total				283.01

Acct:	174100	SELF INSURANCE FUND	Sub: 01	Balance Sheet
	07-05			0.00
	08-05			0.00
	09-05			0.00
	10-05			0.00
	11-05			0.00
	12-05	JE12-1	7/13/2005	9,000.00
	01-06			0.00
	02-06			0.00
	03-06			0.00
	04-06			0.00
	05-06			0.00
	06-06			0.00
Acct: 174100 Total				483.79

Acct:	174100	ADJ SELF INSURANCE CASH	Sub: 01	Balance Sheet
	07-05			0.00
	08-05			0.00
	09-05			0.00
	10-05			0.00
	11-05			0.00
	12-05	JE12-1	7/13/2005	73,000.00
	01-06			0.00
	02-06			0.00
	03-06			0.00
	04-06			0.00
	05-06			0.00
	06-06			0.00
Acct: 174100 Total				451.24

Date: Monday, December 04, 2006
 Time: 11:51AM
 User: staylor

Frankfort Plant Board
Detail General Ledger - Standard
 Periods: 07-05 Through 06-06 As of: 12/3/2006 Ledger ID: 00001

Page: 96 of 315
 Report: 01620.rpt
 Company: 00001

Jrnl	Tran	Bat	Per	Reference	Tran	Tran	Beginning	Debit	Credit	Ending
Type	Type	Nbr	Ent	Nbr	Date	Description	Balance	Amount	Amount	Balance
			09-05				113,042.32	0.00	0.00	
			10-05				0.00	0.00	274,296.61	
			11-05				578,969.00	0.00	0.00	
			12-05				246,833.35	0.00	0.00	
			01-06				700,672.55	0.00	0.00	
			02-06				0.00	0.00	75,226.07	
			03-06				0.00	0.00	55,421.07	
			04-06				0.00	0.00	476,577.49	
			05-06				22,706.21	0.00	0.00	
			06-06				0.00	0.00	196,598.75	
Acct: 215220					Sub: 20					
						REVENUE CONTROL				
			07-05			Water	51,733.66	0.00	0.00	
			08-05				0.00	0.00	38,978.68	
			09-05				212,701.78	0.00	0.00	
			10-05				12,317.68	0.00	0.00	
			11-05				0.00	0.00	92,682.12	
			12-05				0.00	0.00	53,314.70	
			01-06				0.00	0.00	220,548.45	
			02-06				0.00	0.00	167,804.23	
			03-06				0.00	0.00	9,438.78	
			04-06				0.00	0.00	204,318.70	
			05-06				0.00	0.00	77,759.22	
			06-06				49,326.72	0.00	0.00	
Acct: 215220					Sub: 30					
						REVENUE CONTROL				
			07-05			Cable	23,204.32	0.00	0.00	
			08-05				5,772.77	0.00	0.00	
			09-05				406,861.97	0.00	0.00	
			10-05				0.00	0.00	21,280.44	
			11-05				0.00	0.00	1,655.37	
			12-05				177,869.72	0.00	0.00	
			01-06				0.00	0.00	228,040.75	
			02-06				101,421.91	0.00	0.00	
			03-06				142,297.46	0.00	0.00	
			04-06				5,710.81	0.00	0.00	
			05-06				0.00	0.00	8,926.20	
			06-06				0.00	0.00	56,540.03	
Acct: 215220					Sub: 40					
						REVENUE CONTROL				
			07-05			General	0.00	0.00	0.00	

Date: Monday, December 04, 2006
 Time: 11:51AM
 User: staylor

Frankfort Plant Board
Detail General Ledger - Standard

Periods: 07-05 Through 06-06 As of: 12/31/2006 Ledger ID: 00001

Jrnl	Tran	Bat	Per	Reference	Tran	Tran	Beginning	Debit	Credit	Ending
Type	Type	Nbr	Ent	Nbr	Date	Description	Balance	Amount	Amount	Balance
AP	VO	044021	05-06	050879	11/14/2005	Summary Release		16,363.32	0.00	
AP	VO	044487	06-06	051404	12/12/2005	Summary Release		16,445.13	0.00	
Acct 221300 Total							1,620,140.07	192,030.28	0.00	1,428,109.79

Acct:	224100	BOND ANTICIPATION NOTE	Sub:	01	Balance Sheet
		07-05			0.00
GJ	GL	001531	08-05	OCR08	238,184.04
GJ	GL	001558	09-05	OCR09	125,713.91
GJ	GL	001595	10-05	OCR10	124,187.49
GJ	GL	001630	11-05	JE11-1	0.00
GJ	GL	001657	12-05	OCR12	127,190.36
			01-06		0.00
GJ	GL	001724	02-06	OCR02	225,722.43
			03-06		0.00
GJ	GL	001782	04-06	OCR04	202,988.38
GJ	GL	001815	05-06	OCR05	92,607.25
			06-06		0.00
Acct 224100 Total					1,000.00
					1,136,593.86
					1,135,593.86

Acct:	224200	RETIREMENT PLAN NOTE	Sub:	01	Balance Sheet
			07-05		0.00
			08-05		0.00
			09-05		0.00
			10-05		0.00
			11-05		0.00
AP	VO	041415	12-05	047752	38,669.25
			01-06		0.00
			02-06		0.00
			03-06		0.00
			04-06		0.00
			05-06		0.00
			06-06		0.00
			6/23/2005	Summary Release	0.00
Acct 224200 Total					38,669.25
					0.00
					309,021.31

Acct:	224300	FSN 1999 NOTE	Sub:	01	Balance Sheet
			07-05		0.00
			08-05		0.00
			09-05		0.00
			10-05		0.00

Date: Monday, December 04, 2006
 Time: 11:51AM
 User: staylor

Frankfort Plant Board
Detail General Ledger - Standard

Periods: 07-05 Through 06-06 As of: 12/3/2006 Ledger ID: 00001

Page: 99 of 315
 Report: 01620.rpt
 Company: 00001

Jrnl Type	Tran Type	Bat Nbr	Per Ent	Reference Nbr	Tran Date	Tran Description	Beginning Balance	Debit Amount	Credit Amount	Ending Balance
			11-05				0.00	0.00	0.00	*
			12-05				0.00	0.00	0.00	*
			01-06				0.00	0.00	0.00	*
			02-06				0.00	0.00	0.00	*
			03-06				0.00	0.00	0.00	*
			04-06				0.00	0.00	0.00	*
			05-06				0.00	0.00	0.00	*
			06-06				0.00	0.00	0.00	*
Acct 224300 Total							4,130,000.00	0.00	0.00	4,130,000.00

Acct: 224310	FSN 2000 NOTE 2	Sub: 01	Balance Sheet	
	07-05		0.00	0.00
	08-05		0.00	0.00
	09-05		0.00	0.00
	10-05		0.00	0.00
	11-05		0.00	0.00
	12-05		0.00	503,032.61
	01-06		0.00	0.00
	02-06		0.00	0.00
	03-06		0.00	0.00
	04-06		0.00	0.00
	05-06		0.00	0.00
	06-06		0.00	0.00
Acct 224310 Total			7,535,000.00	503,032.61

Acct: 224320	FSN 2001 NOTE 3	Sub: 01	Balance Sheet	
	07-05		0.00	0.00
	08-05		0.00	0.00
	09-05		0.00	0.00
	10-05		0.00	0.00
	11-05		0.00	0.00
	12-05		0.00	0.00
	01-06		0.00	0.00
	02-06		0.00	0.00
	03-06		0.00	0.00
	04-06		0.00	0.00
	05-06		0.00	0.00
	06-06		0.00	0.00
Acct 224320 Total			7,535,000.00	503,032.61

Date: Monday, December 04, 2006
 Time: 11:51AM
 User: slaylor

Frankfort Plant Board
Detail General Ledger - Standard
 Periods: 07-05 Through 06-06 As of: 12/3/2006 Ledger ID: 00001

Jrnl	Tran	Bat	Per	Reference	Tran	Tran	Beginning	Debit	Credit	Ending
Type	Type	Nbr	Ent	Nbr	Date	Description	Balance	Amount	Amount	Balance
GJ	GL	001598	10-05	SE10-2	5/2/2005	POWER COST ESTIMATE		169,985.34	1,939,987.52	0.00
AP	VO	040300	10-05	046420	4/22/2005	Summary Release		2,056,585.52		
GJ	GL	001637	11-05	SE11-2	6/1/2005	MAY POWER COST ESTIMATE		0.00	2,433,828.17	0.00
AP	VO	040858	11-05	047113	5/24/2005	Summary Release		2,047,469.61		
GJ	GL	001664	12-05	SE12-2	7/6/2005	POWER COST ESTIMATE/AP CONS		129,625.17	2,692,638.40	0.00
AP	VO	041439	12-05	047791	6/24/2005	Summary Release		2,196,720.91		
GJ	GL	001698	01-06	SE01-2	8/3/2005	POWER COST EST/AP CONSUM		0.00	3,741,426.53	0.00
AP	VO	041905	01-06	048354	7/25/2005	Summary Release		3,033,669.42		
GJ	GL	001727	02-06	SE02-2	9/2/2005	POWER COST EST/AP CONS		301,915.24	3,344,967.25	0.00
AP	VO	042462	02-06	049044	8/24/2005	Summary Release		3,098,480.27		
GJ	GL	001764	03-06	SE03-2	10/1/2005	POWER COST EST/AP CONSUM		0.00	3,252,965.17	0.00
AP	VO	043050	03-06	049728	9/26/2005	Summary Release		3,476,377.90		
GJ	GL	001789	04-06	SE04-2	11/3/2005	POWER COST EST/AP CONSUM		150,928.27	2,778,136.85	0.00
AP	VO	043673	04-06	050472	10/25/2005	Summary Release		2,970,626.25		
GJ	GL	001825	05-06	SE05-2	12/6/2005	POWER COST EST/AP CONSUM		225,691.51	2,477,490.27	0.00
AP	VO	044202	05-06	051085	11/28/2005	Summary Release		2,552,445.34		
GJ	GL	001850	06-06	SE06-2	1/4/2006	POWERCOSTEST/APCONSUM		329,082.55	2,551,281.05	0.00
Acct 232100 Total							2,359,308.39	29,581,876.19	31,922,256.59	4,699,688.79

Acct	Tran	Bat	Per	Reference	Tran	Tran	Beginning	Debit	Credit	Ending
Type	Type	Nbr	Ent	Nbr	Date	Description	Balance	Amount	Amount	Balance
Acct: 232150	AD	038768	07-05	044565	1/19/2005	Summary Release		11,210.34	0.00	0.00
AP	CK	038940	07-05	024567	1/27/2005	Summary Release		4,476,327.41		
GJ	GL	001510	07-05	SE07-2	2/1/2005	ACCD FLOODWAL CONTRIB		0.00	62,221.76	0.00
AP	VC	038766	07-05	022208	1/19/2005	Summary Release		64,309.36	174.13	0.00
AP	VO	038939	07-05	044762	1/27/2005	Summary Release		0.00	4,488,142.76	0.00
AP	ZC	038940	07-05	024652	1/27/2005	Summary Release		9,496.24	0.00	0.00
AP	AD	039258	08-05	045128	2/14/2005	Summary Release		5,005,855.66		
AP	CK	039420	08-05	024910	2/28/2005	Summary Release		0.00	468,918.14	0.00
GJ	GL	001534	08-05	SE08-2	3/1/2005	ACCD FLOODWALL CONTRIB		166,157.83	0.00	0.00
AP	HC	039345	08-05	024909	2/22/2005	Summary Release		0.00	243.00	0.00
AP	VC	039195	08-05	024596	2/10/2005	Summary Release		78,328.08	5,181,266.73	0.00
AP	VO	039419	08-05	045333	2/28/2005	Summary Release		0.00	0.00	0.00
AP	ZC	039266	08-05	024874	2/15/2005	Summary Release		3,628.89	0.00	0.00
AP	AD	039918	09-05	045959	3/31/2005	Summary Release		4,714,828.13		
AP	CK	039920	09-05	025283	3/31/2005	Summary Release		0.00	54,621.06	0.00
GJ	GL	001567	09-05	SE09-2	3/9/2005	ACCD FLOODWALL CONTR		5,780.90	0.00	0.00
AP	HC	039586	09-05	025033	3/9/2005	Summary Release		0.00	250.88	0.00
AP	VC	039917	09-05	025227	3/31/2005	Summary Release				

Balance Sheet

Date: Monday, December 04, 2006
 Time: 11:51AM
 User: staylor

Frankfort Plant Board
Detail General Ledger - Standard
 Periods: 07-05 Through 06-06 As of: 12/31/2006 Ledger ID: 00001

Jrnl	Tran	Bat	Per	Reference	Tran	Description	Beginning Balance	Debit Amount	Credit Amount	Ending Balance
AP	VO	039919	09-05	045960	3/31/2005	Summary Release		122,005.51	4,723,947.42	
AP	ZC	039920	09-05	025285	3/31/2005	Summary Release		0.00	0.00	
AP	AD	040336	10-05	046461	4/5/2005	Summary Release		4,044.65	0.00	
AP	CK	040418	10-05	025557	4/29/2005	Summary Release		4,464,354.39	0.00	
GJ	GL	001597	10-05	SE10-2	5/2/2005	ACCD FLOODWALL CONTRIBUTION		0.00	44,379.10	
AP	HC	040173	10-05	025424	4/14/2005	Summary Release		56,255.12	0.00	
AP	VO	040417	10-05	046562	4/29/2005	Summary Release		122,587.18	4,524,629.82	
AP	ZC	040106	10-05	025416	4/12/2005	Summary Release		0.00	0.00	
AP	AD	040887	11-05	047139	5/2/2005	Summary Release		3,368.71	0.00	
AP	CK	040958	11-05	025851	5/31/2005	Summary Release		4,241,522.31	0.00	
GJ	GL	001635	11-05	SE11-2	6/1/2005	ACCD FLOODWALL CONTR		0.00	45,716.39	
AP	HC	040870	11-05	025850	5/24/2005	Summary Release		893.88	0.00	
AP	VC	040865	11-05	025708	5/24/2005	Summary Release		0.00	893.88	
AP	VO	040958	11-05	047211	5/27/2005	Summary Release		94,155.62	4,242,385.36	
AP	ZC	040958	11-05	025852	5/31/2005	Summary Release		0.00	0.00	
AP	AD	041312	12-05	047625	6/16/2005	Summary Release		3,632.48	0.00	
AP	CK	041514	12-05	026092	6/28/2005	Summary Release		5,045,386.07	0.00	
GJ	GL	001664	12-05	SE12-2	7/6/2005	ACCD FLOODWALL CONTRIB		252.00	371,200.29	
AP	HC	041222	12-05	025957	6/14/2005	Summary Release		307,307.55	0.00	
AP	VO	041499	12-05	047860	6/13/2005	Summary Release		163,130.01	5,356,474.60	
AP	ZC	041351	12-05	026005	6/21/2005	Summary Release		0.00	0.00	
AP	AD	041736	01-06	048144	7/13/2005	Summary Release		14,853.31	0.00	
AP	CK	042005	01-06	026469	7/28/2005	Summary Release		5,926,920.05	0.00	
GJ	GL	001698	01-06	SE01-2	8/3/2005	ACCD FLOODWALL CONTRIBUTION		27,384.98	56,355.88	
AP	VO	042004	01-06	048483	7/5/2005	Summary Release		124,113.41	5,941,773.36	
AP	ZC	041626	01-06	026178	7/5/2005	Summary Release		0.00	0.00	
AP	AD	042550	02-06	049153	8/26/2005	Summary Release		18,958.29	0.00	
AP	CK	042554	02-06	026793	8/26/2005	Summary Release		6,188,758.94	0.00	
GJ	GL	001727	02-06	SE02-2	9/2/2005	ACCD FLOODWALL CONT		13,914.22	34,338.58	
AP	HC	042246	02-06	026527	8/10/2005	Summary Release		0.00	0.00	
AP	VC	042549	02-06	026425	8/26/2005	Summary Release		0.00	3,600.00	
AP	VO	042553	02-06	049156	8/29/2005	Summary Release		107,602.71	6,216,341.28	
AP	ZC	042554	02-06	026762	8/29/2005	Summary Release		0.00	0.00	
AP	AD	042878	03-06	049523	9/15/2005	Summary Release		8,006.83	0.00	
AP	CK	043182	03-06	027074	9/30/2005	Summary Release		6,335,673.19	0.00	
GJ	GL	001764	03-06	SE03-2	10/11/2005	ACCD FLOODWALL CONTRIB		0.00	30,476.87	
AP	HC	042822	03-06	026911	9/14/2005	Summary Release		72,400.00	0.00	
AP	VO	043181	03-06	049880	9/30/2005	Summary Release		107,085.41	6,418,222.85	

Date: Monday, December 04, 2006
 Time: 11:51AM
 User: slaylor

Frankfort Plant Board
Detail General Ledger - Standard
 Periods: 07-05 Through 06-06 As of: 12/31/2006 Ledger ID: 00001

Page: 103 of 315
 Report: 01620.rpt
 Company: 00001

Jrnl	Tran	Bat	Per	Reference	Tran	Date	Description	Beginning Balance	Debit Amount	Credit Amount	Ending Balance	
AP	AD	043616	04-06	050402		10/21/2005	Summary Release		5,624.59	0.00	0.00	
AP	CK	043742	04-06	027407		10/28/2005	Summary Release		5,597,528.98	0.00	0.00	
GJ	GL	001789	04-06	SE04-2		11/3/2005	ACCD FLOODWALL CONTRIB		0.00	35,594.76	35,594.76	
AP	VO	043741	04-06	050557		10/28/2005	Summary Release		114,388.19	0.00	5,603,153.57	
AP	AD	044183	05-06	051063		11/23/2005	Summary Release		9,556.46	0.00	0.00	
AP	CK	044257	05-06	027721		11/30/2005	Summary Release		5,121,286.08	0.00	0.00	
GJ	GL	001825	05-06	SE05-2		12/6/2005	ACCD FLOODWALL CONTRIB		0.00	30,575.87	30,575.87	
AP	HG	043962	05-06	027573		11/10/2005	Summary Release		274,255.56	0.00	0.00	
AP	VO	044256	05-06	051147		11/30/2005	Summary Release		56,454.20	5,404,835.34	5,404,835.34	
AP	ZC	044167	05-06	027686		11/22/2005	Summary Release		0.00	0.00	0.00	
AP	AD	044732	06-06	051705		12/28/2005	Summary Release		39,381.50	0.00	0.00	
AP	CK	044776	06-06	028014		12/30/2005	Summary Release		2,577,890.85	0.00	64,016.75	
GJ	GL	001850	06-06	SE06-2		1/4/2006	ACCD FLOODWALL CONTRIB		0.00	0.00	0.00	
AP	HC	044651	06-06	027850		12/15/2005	Summary Release		426,300.30	0.00	0.00	
AP	VO	044775	06-06	051749		12/29/2005	Summary Release		51,435.31	3,043,835.41	3,043,835.41	
AP	ZC	044776	06-06	028051		12/30/2005	Summary Release		0.00	0.00	0.00	
Act								232150	401,017.49	62,406,091.68	62,448,585.84	443,511.65

Acct:	Sub:	Balance Sheet
232155	01	
ACCOUNTS PAYABLE ACCRUAL		
AP AD 038569	1/1/2005	Summary Release
07-05 044332		TO BALANCE ACCT.
GJ GL 001501	1/27/2005	Clips, Ground Wire, Saxxon T&B
07-05 JE07-1		
PO R 049115	1/27/2005	Summary Release
07-05 044667		NON STOCK DIRECTLY CHARGED TO
AP VO 038852	1/25/2005	Summary Release
07-05 048746		NON STOCK DIRECTLY CHARGED TO
PO X 048746	1/14/2005	Summary Release
07-05 039258	2/14/2005	NON STOCK DIRECTLY CHARGED TO
AP AD 039258	2/25/2005	Summary Release
08-05 045128		NON STOCK DIRECTLY CHARGED TO
PO R 049761	2/24/2005	Summary Release
08-05 045287		NON STOCK DIRECTLY CHARGED TO
AP VO 039376	2/25/2005	Summary Release
08-05 049754		NON STOCK DIRECTLY CHARGED TO
PO X 049754	3/21/2005	Summary Release
08-05 039772		TO BALANCE ACCT
AP AD 039772	3/31/2005	Summary Release
09-05 045779		WIRE, #6 SOLID COPPER 5000 VOL
GJ GL 001564	3/30/2005	Summary Release
09-05 JE09-2		WIRE, #6 SOLID COPPER 5000 VOL
PO R 050342	3/24/2005	Summary Release
09-05 045850		WIRE, #6 SOLID COPPER 5000 VOL
AP VO 039836	3/30/2005	Summary Release
09-05 050330		Summary Release
PO X 050330	3/15/2005	Summary Release
09-05 039678		CLAMP, 12" FULL CIRCLE 13, 12-13,
AP AD 039678	4/29/2005	Summary Release
10-05 051146		Summary Release
PO R 051146	4/28/2005	Summary Release
10-05 046404		NON STOCK DIRECTLY CHARGED TO
AP VO 046404	4/29/2005	Summary Release
10-05 051115		Summary Release
PO X 051115	4/29/2005	Summary Release
10-05 046564		Summary Release
AP AD 040420	4/29/2005	Summary Release

Date: Monday, December 04, 2006
 Time: 11:51AM
 User: slaylor

Frankfort Plant Board
Detail General Ledger - Standard
 Periods: 07-06 Through 06-06 As of: 12/3/2006 Ledger ID: 00001

Jrnl	Tran	Bat	Per	Reference	Tran	Tran	Beginning	Debit	Credit	Ending		
Type	Type	Nbr	Ent	Nbr	Date	Description	Balance	Amount	Amount	Balance		
PO	R	051930	11-05		5/31/2005	AQUA SEAL, ROLL		0.00	593,313.21			
AP	VO	040817	11-05	047053	5/20/2005	Summary Release		318,425.69	0.00			
PO	X	051833	11-05		5/31/2005	Chemicals, Chlorine Gas		3,818.00	0.00			
AP	AD	041312	12-05	047625	6/16/2005	Summary Release		0.00	3,621.75			
PO	R	052716	12-05		6/28/2005	NON STOCK DIRECTLY CHARGED TO		0.00	979,056.25			
AP	VO	041481	12-05	047835	6/27/2005	Summary Release		15,421.75	0.00			
PO	X	052677	12-05		6/27/2005	NON STOCK DIRECTLY CHARGED TO		0.00	0.00			
AP	AD	041736	01-06	048144	7/13/2005	Summary Release		70.76	14,853.31			
GJ	GL	001688	01-06	JE01-2	7/29/2005	KP ERROR ACCT#		0.00	0.05			
PO	R	053468	01-06		7/28/2005	Chemicals, NaOH (Sodium Hydrox		0.00	694,744.82			
AP	VO	041915	01-06	048364	7/25/2005	Summary Release		597,842.69	0.00			
PC	X	053379	01-06		7/26/2005	NON STOCK DIRECTLY CHARGED TO		1,125.70	0.00			
AP	AD	042263	02-06	048794	8/10/2005	Summary Release		0.00	9,477.95			
PO	R	054218	02-06		8/26/2005	Chemicals, Ferric Chloride Liq		0.00	553,345.37			
AP	VO	042528	02-06	049131	8/26/2005	Summary Release		885,811.11	0.00			
PO	X	054188	02-06		8/26/2005	Chemicals, Ferric Chloride Liq		14,795.53	0.00			
AP	AD	042878	03-06	049523	9/15/2005	Summary Release		0.00	6,987.72			
GJ	GL	001752	03-06	JE03-3	9/30/2005	KP ERROR ACCT#		0.00	9.55			
PO	R	055180	03-06		9/29/2005	# 57 STONE		0.00	519,623.53			
AP	VO	043158	03-06	049857	9/29/2005	Summary Release		405,016.02	0.00			
PO	X	055127	03-06		9/29/2005	Attenuator Pad JXP-14 Short, W		2,146.21	0.00			
AP	AD	043436	04-06	050198	10/13/2005	Summary Release		0.00	4,723.28			
PO	R	056018	04-06		10/28/2005	NON STOCK DIRECTLY CHARGED TO		0.00	604,227.18			
AP	VO	043716	04-06	050517	10/27/2005	Summary Release		641,043.55	0.00			
PO	X	055584	04-06		10/13/2005	TRANSFORMER, 10KVA POLE 4800/83		4,223.88	0.00			
AP	AD	044106	05-06	050970	11/17/2005	Summary Release		0.00	476.67			
GJ	GL	001809	05-06	JE05-2	11/30/2005	KP ERROR FREIGHT CONSOLIDATEDE		0.00	16.67			
PO	R	056692	05-06		11/29/2005	NON STOCK DIRECTLY CHARGED TO		0.00	679,777.03			
AP	VO	044162	05-06	051031	11/21/2005	Summary Release		760,746.52	0.00			
PO	X	056658	05-06		11/28/2005	NON STOCK DIRECTLY CHARGED TO		1,465.21	0.00			
GJ	GL	001841	06-06	JE06-2	12/30/2005	B#44573/REF051330KPERORACCT#		0.00	19.00			
PO	R	057457	06-06		12/29/2005	PARKING BUSHING 15KV		0.00	780,975.77			
AP	VO	044760	06-06	051735	12/28/2005	Summary Release		836,449.73	0.00			
Acct							232155	Total	300,075.09	7,231,209.03	7,433,125.33	501,991.39

Acct: 232200 ACCOUNTS PAYABLE CONTRACTS Sub: 01
 GJ GL 001508 07-05 TOD07 2/1/2005
 GJ GL 001529 08-05 TOD08 2/28/2005

TRANSFERS&OTHER DISBURSE
 TRANSFERS&OTHER DISBURSE

Balance Sheet

27,031.60
 50,065.02
 0.00

Date: Monday, December 04, 2006
 Time: 11:51AM
 User: staylor

Frankfort Plant Board
Detail General Ledger - Standard
 Periods: 07-05 Through 06-06 As of: 12/31/2006 Ledger ID: 00001

Jrnl	Tran	Bat	Per	Reference	Tran	Description	Beginning Balance	Debit Amount	Credit Amount	Ending Balance
ACCT: 232400 ACCOUNTS PAYABLE WINTERCARE CCSUB: 01										
GJ	GL	001507	07-05	CR07	1/31/2005	CASH RECEIPTS JANUARY 05		0.00	463.32	
AP	VO	038436	07-05	044179	1/3/2005	Summary Release	308.94		0.00	
GJ	GL	001530	08-05	CR08	3/1/2005	CASH RECEIPTS FEBRUARY		0.00	224.44	
AP	VO	038989	08-05	044818	1/31/2005	Summary Release		463.32	0.00	
GJ	GL	001561	09-05	CR09	3/30/2005	CASH RECEIPTS MARCH		0.00	186.57	
AP	VO	039428	09-05	045341	2/28/2005	Summary Release		224.44	0.00	
GJ	GL	001593	10-05	CR10	5/2/2005	CASH RECEIPTS APRIL		0.00	196.46	
AP	VO	039926	10-05	045966	3/31/2005	Summary Release		186.57	0.00	
GJ	GL	001620	11-05	CR11	5/26/2005	CASH RECEIPTS MAY		0.00	119.97	
AP	VO	040477	11-05	046622	5/2/2005	Summary Release		196.46	0.00	
GJ	GL	001655	12-05	CR12	6/29/2005	CASH RECEIPTS - JUNE		0.00	172.95	
AP	VO	041013	12-05	047271	6/2/2005	Summary Release		119.97	0.00	
GJ	GL	001684	01-06	CR01	7/28/2005	JULY REVENUE SUMMARY		0.00	155.57	
AP	VO	041616	01-06	048005	7/5/2005	Summary Release		172.95	0.00	
GJ	GL	001723	02-06	CR02	9/1/2005	AUGUST CASH RECEIPTS		0.00	136.38	
AP	VO	042089	02-06	048580	8/2/2005	Summary Release		155.57	0.00	
GJ	GL	001755	03-06	CR03	9/30/2005	SEPTEMBER CASH RECEIPTS		0.00	141.30	
AP	VO	042580	03-06	049182	8/30/2005	Summary Release		136.38	0.00	
GJ	GL	001781	04-06	CR04	10/30/2005	OCTOBER CASH RECEIPTS		0.00	141.30	
AP	VO	043256	04-06	049975	10/5/2005	Summary Release		0.00	0.00	
GJ	GL	001813	05-06	CR05	12/1/2005	NOVEMBER REVENUE SUMMARY		0.00	245.35	
AP	VO	043763	05-06	050578	10/31/2005	Summary Release		218.63	0.00	
GJ	GL	001847	06-06	CR06	1/3/2006	DECEMBER CASH RECEIPTS		0.00	605.62	
AP	VO	044301	06-06	051193	12/1/2005	Summary Release		245.35	0.00	
Acct 232400 Total							308.94	2,569.88	2,866.56	605.62
Acct: 232500 FUTURE INSURANCE CLAIMS PAYABL Sub: 01							Balance Sheet			
			07-05				0.00	0.00		*
			08-05				0.00	0.00		*
			09-05				0.00	0.00		*
			10-05				0.00	0.00		*
			11-05				0.00	0.00		*
			12-05	JE12-1	7/13/2005	ADJ SELF INSURANCE CASH	73,000.00		9,000.00	*
			01-06				0.00	0.00		*
			02-06				0.00	0.00		*
			03-06				0.00	0.00		*
			04-06				0.00	0.00		*

Date: Monday, December 04, 2006
 Time: 11:51AM
 User: staylor

Periods: 07-05 Through 06-06 As of: 12/3/2006 Ledger ID: 00001

Frankfort Plant Board Detail General Ledger - Standard

Jrnl	Tran	Bat	Per	Reference	Tran	Description	Beginning Balance	Debit Amount	Credit Amount	Ending Balance
GJ	GL	001624	11-05	JE11-2	5/27/2005	REV PRIOR JE/DEP POST ERROR		35,538.00	24,885.00	
GJ	GL	001655	12-05	CR12	6/29/2005	CASH RECEIPTS - JUNE		15,455.00	21,055.00	
GJ	GL	001684	01-06	CR01	7/28/2005	JULY REVENUE SUMMARY		15,671.85	17,605.00	
GJ	GL	001734	02-06	JE02-1	9/7/2005	4INT ADJ KP TO DEP IN ERROR		14,745.00	18,913.85	
GJ	GL	001753	03-06	JE03-2	9/30/2005	CHG TO INT S/B DEPOSITS		14,980.00	20,315.00	
AP	VO	043002	03-06	049666	9/23/2005	Summary Release		13,933.44	0.00	
GJ	GL	001781	04-06	CR04	10/30/2005	OCTOBER CASH RECEIPTS		16,350.00	25,340.00	
GJ	GL	001834	05-06	JE05-4	12/12/2005	ADJ GL DEP BAL TO DEP FILES		19,863.00	21,794.51	
GJ	GL	001843	06-06	JE06-1	12/30/2005	CORR NOV DEP TO GL		10,098.00	15,275.00	
Acct: 235100 Total							1,180,407.56	215,722.29	258,143.36	1,222,828.63

Acct:	235200	CABLE CUSTOMER DEPOSITS	Sub: 01	Balance Sheet			
GJ	GL	001507	1/31/2005	CASH RECEIPTS JANUARY 05	0.00	675.00	
AP	VO	038939	1/27/2005	Summary Release	400.00	0.00	
GJ	GL	001530	3/1/2005	CASH RECEIPTS FEBRUARY	0.00	690.00	
AP	VO	039418	2/25/2005	Summary Release	430.00	0.00	
GJ	GL	001561	3/30/2005	CASH RECEIPTS MARCH	0.00	665.00	
AP	VO	039639	3/11/2005	Summary Release	180.00	0.00	
GJ	GL	001593	5/2/2005	CASH RECEIPTS APRIL	0.00	540.00	
AP	VO	040392	4/27/2005	Summary Release	1,038.24	0.00	
GJ	GL	001620	5/26/2005	CASH RECEIPTS MAY	0.00	385.00	
AP	VO	040812	5/20/2005	Summary Release	925.00	0.00	
GJ	GL	001655	6/29/2005	CASH RECEIPTS - JUNE	0.00	900.00	
AP	VO	041493	6/27/2005	Summary Release	485.00	0.00	
GJ	GL	001684	7/28/2005	JULY REVENUE SUMMARY	0.00	430.00	
AP	VO	041978	7/26/2005	Summary Release	810.00	0.00	
GJ	GL	001723	9/1/2005	AUGUST CASH RECEIPTS	0.00	1,330.00	
AP	VO	043181	9/30/2005	SEPTEMBER CASH RECEIPTS	0.00	705.00	
GJ	GL	001755	9/30/2005	Summary Release	845.00	0.00	
AP	VO	001781	10/30/2005	OCTOBER CASH RECEIPTS	0.00	760.00	
AP	VO	043700	10/26/2005	Summary Release	610.00	0.00	
GJ	GL	001834	12/12/2005	ADJ GL DEP BAL TO DEP FILES	0.00	1,275.70	
AP	VO	044140	11/18/2005	Summary Release	485.00	0.00	
GJ	GL	001849	1/4/2006	EQ DEP BAL W CARD FILE	165.00	1,060.00	
AP	VO	044534	12/15/2005	Summary Release	180.00	0.00	
Acct: 235200 Total				17,481.04	6,553.24	9,415.70	20,343.50

Acct: 235300 WATER METER DEPOSITS
 01-06

Sub: 01

Balance Sheet 0.00

0.00

*

Date: Monday, December 04, 2006
 Time: 11:51AM
 User: staylor

Periods: 07-05 Through 06-06 As of: 12/3/2006 Ledger ID: 00001

Frankfort Plant Board Detail General Ledger - Standard

Jrnl	Tran	Bat	Per	Reference	Tran	Tran	Beginning	Debit	Credit	Ending
Type	Type	Nbr	Ent	Nbr	Date	Description	Balance	Amount	Amount	Balance
			02-06					0.00	0.00	*
			03-06					0.00	0.00	*
			04-06					0.00	0.00	*
			05-06					0.00	0.00	*
			06-06					0.00	0.00	*
Acct: 235300 Total							0.00	0.00	0.00	0.00

Acct:	235400	UNCLAIMED REFUNDS	Sub:	01	Balance Sheet
		01-06			0.00
		02-06			0.00
		03-06			0.00
		04-06			0.00
		05-06			0.00
		06-06			0.00
Acct: 235400 Total					0.00

Acct:	236100	PROPERTY TAX PAYABLE	Sub:	01	Balance Sheet
		07-05	1/25/2005	ACCRUED PROPERTY TAX	0.00
		08-05	3/1/2005	ACCD PROP TAX	34,800.00
		08-05	2/7/2005	Summary Release	11,200.00
		09-05	3/23/2005	ACCD PROPERTY TAX	0.00
		10-05	4/27/2005	IN LIEU OF TAX/ACCD PROP TAX	0.00
		11-05	5/26/2005	IN LIEU OF TAX/PROP TAX CITY	0.00
		12-05	7/6/2005	ACCD PROP TAX	0.00
		01-06	8/1/2005	ACCD PROP TAX	0.00
		02-06	9/1/2005	ACCD PROP TAX	0.00
		03-06	9/28/2005	ACCD PROPERTY TAX	0.00
		04-06	11/3/2005	IN LIEU OF TAX	0.00
		05-06	12/5/2005	IN LIEU OF TAX/ACCD PROP TX	0.00
		06-06	1/4/2006	ACCD PROP TAX	0.00
Acct: 236100 Total					46,000.44

Acct:	236200	SOCIAL SECURITY TAX PAYABLE	Sub:	01	Balance Sheet
		07-05	2/1/2005	TRANSFERS&OTHER DISBURSE	51,924.07
		08-05	2/28/2005	TRANSFERS&OTHER DISBURSE	49,184.20
		09-05	3/29/2005	TRANSFERS&OTHER DISBURSE	73,905.30
		10-05	5/2/2005	TRANSFERS&OTHER DISBURSE	49,503.38
		11-05	5/27/2005	TRANSFERS&OTHER DISBURSE	50,038.05
		12-05	6/28/2005	TRANSFERS&OTHER DISBURSEMENTS	51,259.81
Acct: 236200 Total					46,000.00

46,000.88

Date: Monday, December 04, 2006
 Time: 11:51AM
 User: staylor

Frankfort Plant Board
Detail General Ledger - Standard
 Periods: 07-05 Through 06-06 As of: 12/31/2006 Ledger ID: 00001

Page: 110 of 315
 Report: 01620.rpt
 Company: 00001

Jrnl	Tran	Bat	Per	Reference	Tran	Description	Beginning Balance	Debit Amount	Credit Amount	Ending Balance
Type	Type	Nbr	Ent	Nbr	Date					
GJ	GL	001694	01-06	TOD01	8/1/2005	TRANSFERS&OTHER DISBURSEMENTS		52,913.11	52,913.11	
GJ	GL	001726	02-06	TOD02	9/2/2005	TRANSFERS&OTHER DISBURSE		54,701.59	54,701.59	
GJ	GL	001758	03-06	TOD03	10/3/2005	TRANSFERS&OTHER DISBURSE		102,709.86	102,709.86	
GJ	GL	001790	04-06	TOD04	11/3/2005	TRANSFERS&OTHER DISBURSE		50,842.42	50,842.42	
GJ	GL	001829	05-06	TOD05	12/7/2005	TRANSFERS&OTHER DISBURSE		50,858.22	50,858.22	
GJ	GL	001856	06-06	TOD06	1/5/2006	TRANSFERS&OTHER DISBURSEMENTS		50,840.47	50,840.47	
Acct: 236200 Total							0.00	688,680.48	688,680.48	0.00

Acct:	Sub:	Balance Sheet								
237100	01	3,010.97								
INTEREST ON CUSTOMER DEPOSITS										
GJ	GL	001498	07-05	SE07-1	1/25/2005	ACCD INT CUSTOMER DEPOSITS		1,673.47	1,673.47	5,902.04
GJ	GL	001533	08-05	SE08-1	3/1/2005	ACCD INT CUST DEP		2,326.03	2,326.03	5,950.06
GJ	GL	001555	09-05	SE09-1	3/23/2005	ACCD INT CUSTOMER DEP		2,227.66	2,227.66	5,992.49
GJ	GL	001587	10-05	SE10-1	4/27/2005	ACCD INT CUSTOMER DEPOSITS		4,113.95	4,113.95	6,014.52
GJ	GL	001619	11-05	SE11-1	5/26/2005	ACCD INT CUST DEPOSITS		2,403.65	2,403.65	6,071.40
GJ	GL	001665	12-05	SE12-1	7/6/2005	ACCD INT CUST DEPOSITS		2,692.77	2,692.77	6,071.13
GJ	GL	001695	01-06	SE01-1	8/1/2005	ACCD INT CUST DEPOSITS		1,993.72	1,993.72	6,046.13
GJ	GL	001722	02-06	SE02-1	9/1/2005	ACCD INT CUST DEPOSITS		2,737.11	2,737.11	6,215.80
GJ	GL	001746	03-06	SE03-1	9/28/2005	ACCD INT CUST DEPOSITS		1,567.26	1,567.26	6,256.64
GJ	GL	001787	04-06	SE04-1	11/3/2005	ACCD INT CUSTOMER DEPOSITS		5,506.00	5,506.00	6,033.65
GJ	GL	001824	05-06	SE05-1	12/5/2005	ACCD INT CUST DEPOSITS		1,233.70	1,233.70	6,078.60
GJ	GL	001848	06-06	SE06-1	1/4/2006	ACCD INT CUST DEPOSITS				6,088.26
Acct: 237100 Total							475,398.83	31,486.29	72,667.72	516,580.26

Acct:	Sub:	Balance Sheet								
237200	01	0.00								
INTEREST ON BONDS										
GJ	GL	001498	07-05	SE07-1	1/25/2005	ACCD INT FSN NOTES		0.00	0.00	125,189.00
GJ	GL	001533	08-05	SE08-1	3/1/2005	ACCD INT FSN NOTES		0.00	0.00	119,573.81
GJ	GL	001555	09-05	SE09-1	3/23/2005	ACCD INT ON FSN NOTES		0.00	0.00	131,589.74
AP	VO	039813	09-05	045828	3/23/2005	Summary Release		227,904.75	0.00	0.00
GJ	GL	001587	10-05	SE10-1	4/27/2005	ACCD INT FSN NOTES		0.00	0.00	127,159.14
GJ	GL	001619	11-05	SE11-1	5/26/2005	ACCD INT FSN NOTES		296,895.63	296,895.63	138,234.87
GJ	GL	001665	12-05	SE12-1	7/6/2005	ACCD INT FSN NOTES		0.00	0.00	136,776.87
AP	VO	041494	12-05	047865	6/27/2005	Summary Release		249,503.65	0.00	0.00
GJ	GL	001695	01-06	SE01-1	8/1/2005	ACCD INT FSN NOTES		0.00	0.00	141,466.51
GJ	GL	001722	02-06	SE02-1	9/1/2005	ACCD INT FSN NOTES		0.00	0.00	143,017.19
AP	VO	042245	02-06	048777	8/10/2005	Summary Release		8,090.31	0.00	0.00
GJ	GL	001746	03-06	SE03-1	9/28/2005	ACCD INT FSN NOTES		0.00	0.00	140,114.12
AP	VO	043091	03-06	049776	9/26/2005	Summary Release		269,172.16	0.00	0.00
GJ	GL	001787	04-06	SE04-1	11/3/2005	ACCD INT FSN NOTES		0.00	0.00	145,960.98
GJ	GL	001829	05-06	TOD05	12/7/2005	TRANSFERS&OTHER DISBURSE		296,895.63	296,895.63	146,272.51

Date: Monday, December 04, 2006
 Time: 11:51AM
 User: staylor

Frankfort Plant Board
Detail General Ledger - Standard
 Periods: 07-05 Through 06-06 As of: 12/31/2006 Ledger ID: 00001

Jrnl	Tran	Bat	Per	Reference	Tran	Description	Beginning Balance	Debit Amount	Credit Amount	Ending Balance
Type	Type	Nbr	Ent	Nbr	Date					
GJ	GL	001848	06-06	SE06-1	1/4/2006	ACCD INT FSN NOTES	49,482.53	1,348,462.13	1,657,595.49	358,615.89
					Acct	Total				
					237200					

Acct:	241100	SALES TAX PAYABLE	Sub: 01	Balance Sheet
GJ	GL	001508	2/1/2005	81,591.01
				89,650.51
GJ	GL	001529	2/28/2005	92,916.76
				91,507.79
GJ	GL	001557	3/29/2005	91,471.05
				91,418.96
GJ	GL	001599	5/2/2005	94,472.95
				96,557.15
GJ	GL	001623	5/27/2005	97,266.24
				94,392.97
GJ	GL	001654	6/28/2005	90,647.93
				107,860.85
GJ	GL	001707	8/16/2005	115,706.38
				113,993.76
GJ	GL	001729	9/2/2005	117,700.25
				123,935.97
GJ	GL	001772	10/18/2005	129,621.44
				134,702.20
GJ	GL	001797	11/7/2005	138,074.82
				143,480.13
GJ	GL	001827	12/6/2005	138,494.80
				127,443.68
GJ	GL	001853	1/5/2006	141,466.36
				106,172.78
			Acct	1,329,429.99
			241100	1,321,116.75
			Total	31,004.53

Acct:	241150	PAYROLL WITHHOLDING PAYABLE	Sub: 01	Balance Sheet
GJ	GL	001508	2/1/2005	133,347.41
				304,982.43
AP	VO	038939	1/27/2005	192,303.62
				0.00
GJ	GL	001529	2/28/2005	124,195.19
				288,816.35
AP	VO	039277	2/16/2005	152,720.43
				0.00
GJ	GL	001557	3/29/2005	186,066.13
				431,199.81
AP	VO	039916	3/30/2005	227,348.56
				0.00
GJ	GL	001599	5/2/2005	125,705.04
				289,040.29
AP	VO	040393	4/27/2005	193,722.53
				0.00
GJ	GL	001623	5/27/2005	126,393.07
				292,318.04
AP	VO	040876	5/2/2005	154,098.41
				0.00
GJ	GL	001654	6/28/2005	129,713.50
				296,567.34
AP	VO	041436	6/13/2005	155,338.94
				0.00
GJ	GL	001694	8/1/2005	135,091.86
				325,536.76
AP	VO	041979	7/26/2005	213,581.59
				0.00
GJ	GL	001726	9/2/2005	142,081.16
				333,548.63
AP	VO	042485	8/25/2005	178,562.27
				0.00
GJ	GL	001758	10/3/2005	356,057.96
				635,540.62
AP	VO	043180	9/30/2005	261,264.04
				0.00
GJ	GL	001790	11/3/2005	132,980.44
				317,307.06
AP	VO	043741	10/28/2005	215,919.44
				0.00

Date: Monday, December 04, 2006
 Time: 11:51AM
 User: staylor

Periods: 07-05 Through 06-06 As of: 12/3/2006 Ledger ID: 00001

Frankfort Plant Board
Detail General Ledger - Standard

Page: 112 of 315
 Report: 01620.rpt
 Company: 00001

Jrnl	Tran	Bat	Per	Ent	Reference	Nbr	Date	Tran	Description	Beginning Balance	Debit Amount	Credit Amount	Ending Balance
AP	VO	044250	05-06		TOD05	051141	12/27/2005		TRANSFERS&OTHER DISBURSE	133,623.15	173,815.52	319,529.13	0.00
AP	GL	001856	06-06		TOD06		11/29/2005		Summary Release	133,728.88	133,728.88	320,651.90	0.00
AP	VO	044774	06-06		051748		1/5/2006		TRANSFERS&OTHER DISBURSEMENTS	174,824.05	174,824.05	0.00	0.00
AP	VO	044774	06-06		051748		12/29/2005		Summary Release				
Acct 241150 Total										33,677.51	4,152,483.19	4,155,038.36	36,232.68

Acct:	Type	Nbr	Per	Ent	Reference	Nbr	Date	Tran	Description	Balance Sheet	Debit	Credit	Ending
241200	GL	001509	07-05		FNS07		2/1/2005		fn-wdfd school tax	0.00	1,630.83	0.00	1,630.83
AP	VO	038581	07-05		044366		1/12/2005		Summary Release	1,285.23	0.00	0.00	0.00
AP	GL	001541	08-05		FNS08		3/3/2005		DIG BILLING/SCH TX WOOD	0.00	1,544.53	1,544.53	0.00
AP	VO	039208	08-05		045078		2/11/2005		Summary Release	1,486.41	0.00	0.00	0.00
AP	GL	001570	09-05		EWB09		4/1/2005		ELEC&WATER BILLWOOD TAX	0.00	1,566.18	1,566.18	0.00
AP	VO	039534	09-05		045489		3/7/2005		Summary Release	0.00	0.00	0.00	0.00
AP	GL	001608	10-05		FNS10		5/5/2005		APRIL DIGITAL BILLING	1,544.53	0.00	0.00	0.00
AP	VO	040092	10-05		046160		4/11/2005		Summary Release	0.00	0.00	0.00	0.00
AP	GL	001628	11-05		FNS11		5/31/2005		MAY FSN	1,566.18	0.00	0.00	0.00
AP	VO	040610	11-05		046793		5/9/2005		Summary Release	1.14	1,295.37	1,295.37	0.00
AP	GL	001672	12-05		JE12-1		7/1/2005		TO REC CABLE TAXES NOT ON SET	1,406.55	0.00	0.00	0.00
AP	VO	041069	12-05		047339		6/3/2005		Summary Release	2,603.96	0.00	0.00	0.00
AP	VO	042004	01-06		048483		7/28/2005		Summary Release	0.00	0.00	0.00	0.00
Acct 241200 Total										2,771.64	11,524.83	8,753.19	0.00

Acct:	Type	Nbr	Per	Ent	Reference	Nbr	Date	Tran	Description	Balance Sheet	Debit	Credit	Ending
241210	GL	001504	07-05		JE07-1		1/31/2005		SET UP WOOD CNTY FRANCH FEE	0.00	237.70	0.00	237.70
GL	GL	001528	08-05		JE08-1		2/28/2005		SET UP WOODFORD CNTY FRANCH FEE	0.00	243.95	0.00	243.95
GL	GL	001565	09-05		JE09-2		3/31/2005		SET UP WOODFORD CNTY FRANCH FEE	0.00	239.02	0.00	239.02
GL	GL	001600	10-05		JE10-1		5/2/2005		SET UP WOOD CNTY FRANCH FEE	0.00	243.67	0.00	243.67
GL	GL	001624	11-05		JE11-2		5/27/2005		SET UP WOOD CNTY FRANCH FEE	0.00	241.67	0.00	241.67
GL	GL	001660	12-05		JE12-2		7/5/2005		SET UP WOOD CNTY FRANCH FEE	0.00	244.27	0.00	244.27
GL	GL	001693	01-06		JE01-2		8/1/2005		SET UP WOOD CNTY FRANCH FEE	0.00	242.37	0.00	242.37
AP	VO	041983	01-06		048437		7/27/2005		Summary Release	2,935.78	0.00	0.00	0.00
AP	GL	001736	02-06		JE02-2		9/8/2005		SET UP WOOD CNTY FRANCH FEE	0.00	241.25	0.00	241.25
GL	GL	001763	03-06		JE03-3		10/10/2005		SET UP WOOD CNTY FRANCH FEE	0.00	238.50	0.00	238.50
GL	GL	001791	04-06		JE04-2		11/3/2005		SET UP WOOD CNTY FRANCH FEE	0.00	247.73	0.00	247.73

Date: Monday, December 04, 2006
 Time: 11:51AM
 User: staylor

Frankfort Plant Board
Detail General Ledger - Standard
 Periods: 07-05 Through 06-06 As of: 12/3/2006 Ledger ID: 00001

Jrnl	Tran	Bat	Per	Reference	Tran	Description	Beginning Balance	Debit Amount	Credit Amount	Ending Balance
Type	Type	Nbr	Ent	Nbr	Date					
GJ	GL	001817	05-06	JE05-2	12/2/2005	SET UP WOOD CNTY FRANCH FEE		0.00	241.68	
AP	VO	044535	06-06	051452	12/15/2005	Summary Release		1,211.53	0.00	
Acct: 241210 Total							1,485.50	4,147.31	2,661.81	0.00

Balance Sheet										
Acct:	241250 CITY SCHOOL TAX PAYABLE									
Sub:	01									
GJ	GL	001510	07-05	SE07-2	2/1/2005	TAX ADJ FOR BAD DEBTS/CITY SCH		85.93	20,883.88	
AP	VO	038578	07-05	044356	1/12/2005	Summary Release		18,998.36	0.00	
GJ	GL	001534	08-05	SE08-2	3/1/2005	TAX ADJ BAD DEBTS/CITY SCH TX		395.86	19,558.64	
AP	VO	039205	08-05	045075	2/1/2005	Summary Release		18,524.84	0.00	
GJ	GL	001567	09-05	SE09-2	3/31/2005	TAX ADJ BAD DEBTS/CITY SCH TX		246.92	19,061.68	
AP	VO	039531	09-05	045486	3/7/2005	Summary Release		20,797.95	0.00	
GJ	GL	001597	10-05	SE10-2	5/2/2005	TAX ADJ FOR BAD DEBTS/CITY SCH		749.03	20,070.82	
AP	VO	040089	10-05	046157	4/1/2005	Summary Release		19,162.78	0.00	
GJ	GL	001635	11-05	SE11-2	6/1/2005	TAX ADJ FOR BAD DEBTS/CITY SCH		1,109.51	18,845.80	
AP	VO	040607	11-05	046790	5/9/2005	Summary Release		18,814.76	0.00	
GJ	GL	001664	12-05	SE12-2	7/6/2005	TAX ADJ BAD DEBTS/CITY SCH TX		725.24	22,537.44	
AP	VO	041066	12-05	047336	6/3/2005	Summary Release		19,321.79	0.00	
AP	VO	042001	01-06	048480	7/28/2005	Summary Release		39,548.49	0.00	
Acct: 241250 Total							37,523.20	158,481.46	120,958.26	0.00

Balance Sheet										
Acct:	241259 SCHOOL TAXES PAYABLE									
Sub:	01									
GJ	GL	001707	01-06	UT01	8/16/2005	JULY UTILITY BILLING TAXES		3,498.32	147,022.86	
GJ	GL	001729	02-06	UT02	9/2/2005	AUGUST UTILITY BILLING TAXES		146,106.67	152,855.70	
GJ	GL	001772	03-06	UT03	10/18/2005	SEPTEMBER UTILITY TAXES		151,952.53	158,049.84	
GJ	GL	001797	04-06	UT04	11/7/2005	OCTOBER UTILITY TAXES		158,627.80	148,626.56	
GJ	GL	001827	05-06	UT05	12/6/2005	NOVEMBER UTILITY TAXES		152,460.31	145,931.98	
GJ	GL	001853	06-06	UT06	1/5/2006	DECEMBER UTILITY TAXES		147,320.22	129,929.74	
Acct: 241259 Total							0.00	759,965.85	882,416.68	122,450.83

Balance Sheet										
Acct:	241275 OTHER TAXES									
Sub:	01									
GJ	GL	001508	07-05	TOD07	2/1/2005	TRANSFERS&OTHER DISBURSE		4,196.56	12,044.62	
AP	VO	038786	07-05	044583	1/19/2005	Summary Release		6,448.89	0.00	
GJ	GL	001529	08-05	TOD08	2/28/2005	TRANSFERS&OTHER DISBURSE		4,297.51	12,990.37	
AP	VO	039306	08-05	045212	2/17/2005	Summary Release		7,564.71	0.00	

Date: Monday, December 04, 2006
 Time: 11:51AM
 User: staylor

Frankfort Plant Board Detail General Ledger - Standard

Periods: 07-05 Through 06-06 As of: 12/3/2006 Ledger ID: 00001

Jrnl	Tran	Bat	Per	Ent	Reference	Date	Tran	Description	Beginning Balance	Debit Amount	Credit Amount	Ending Balance	
GJ	GL	001557	09-05	TOD09		3/29/2005		TRANSFERS&OTHER DISBURSE	4,566.81	13,106.87	0.00		
AP	VO	039771	09-05	045778		3/9/2005		Summary Release	7,983.61	0.00	0.00		
GJ	GL	001599	10-05	TOD10		5/2/2005		TRANSFERS&OTHER DISBURSE	4,499.92	14,373.65	0.00		
AP	VO	040339	10-05	046464		4/22/2005		Summary Release	8,290.01	0.00	893.88		
AP	AD	040866	11-05	047120		5/24/2005		TRANSERS&OTHER DISBURSE	0.00	4,875.92	15,170.80		
GJ	GL	001623	11-05	TOD11		5/27/2005		Summary Release	10,234.74	0.00	0.00		
AP	VO	040868	11-05	047122		5/24/2005		TRANSERS&OTHER DISBURSEMENTS	5,125.56	9,713.92	16,110.31		
GJ	GL	001654	12-05	TOD12		6/28/2005		Summary Release	5,490.62	10,085.00	17,011.44		
AP	GL	001654	12-05	047751		6/23/2005		TRANSFERS&OTHER DISBURSEMENTS	10,085.00	5,903.46	0.00		
AP	GL	041414	01-06	TOD01		8/1/2005		Summary Release	10,537.00	6,132.13	19,216.62		
GJ	GL	001694	01-06	048409		9/29/2005		TRANSFERS&OTHER DISBURSE	6,132.13	14,163.23	0.00		
AP	VO	041955	02-06	TOD02		8/24/2005		Summary Release	6,821.46	8,200.74	19,208.47		
GJ	GL	001726	02-06	TOD03		10/3/2005		TRANSFERS&OTHER DISBURSE	6,821.46	12,397.12	0.00		
AP	VO	042479	03-06	049064		9/28/2005		Summary Release	6,868.84	19,398.34	0.00		
GJ	GL	001758	03-06	TOD03		11/3/2005		TRANSFERS&OTHER DISBURSE	19,398.34	8,200.74	20,257.14		
AP	VO	043129	04-06	049827		10/20/2005		Summary Release	6,607.23	12,397.12	0.00		
GJ	GL	001790	04-06	TOD04		12/7/2005		TRANSFERS&OTHER DISBURSE	6,607.23	6,868.84	46,418.57		
AP	VO	043564	05-06	050341		11/14/2005		Summary Release	6,868.84	19,398.34	0.00		
GJ	GL	001829	05-06	TOD05		1/5/2006		TRANSFERS&OTHER DISBURSEMENTS	19,398.34	190,403.33	224,782.84		
AP	VO	044014	06-06	TOD06		12/22/2005		Summary Release	190,403.33	383.64	95,220.64		
GJ	GL	001856	06-06	TOD06					383.64	86,155.47	0.00		
AP	VO	044693	06-06	051666					86,155.47	1,523.82	92,955.65		
Acct 241275 Total										16,388.63	190,403.33	224,782.84	50,768.14
Acct 241300 FRANKLIN COUNTY SCHOOL TAX PAY Sub: 01										Balance Sheet			
GJ	GL	001510	07-05	SE07-2		2/1/2005		TAX ADJ FOR BAD DEBTS/CNTY SCH	383.64	86,155.47	0.00		
AP	VO	038579	07-05	044359		1/12/2005		Summary Release	1,523.82	87,106.79	92,955.65		
GJ	GL	001534	08-05	SE08-2		3/1/2005		TAX ADJ BAD DEBTS/CNTY SCH TX	87,106.79	962.01	91,129.13		
AP	VO	039206	08-05	045076		2/11/2005		Summary Release	962.01	94,837.00	0.00		
GJ	GL	001567	09-05	SE09-2		3/31/2005		TAX ADJ BAD DEBTS/CNTY SCH TX	94,837.00	4,530.93	93,086.09		
AP	VO	039532	09-05	045487		3/7/2005		Summary Release	4,530.93	91,431.83	0.00		
GJ	GL	001597	10-05	SE10-2		5/2/2005		TAX ADJ FOR BAD DEBTS/CNTY SCH	91,431.83	3,735.47	89,933.39		
AP	VO	040090	10-05	046158		4/11/2005		Summary Release	3,735.47	90,167.12	0.00		
GJ	GL	001635	11-05	SE11-2		5/9/2005		TAX ADJ FOR BAD DEBTS/CNTY SCH	90,167.12	1,573.64	102,935.64		
AP	VO	040608	11-05	046791		6/3/2005		Summary Release	1,573.64	88,555.16	0.00		
GJ	GL	001664	12-05	SE12-2		7/6/2005		TAX ADJ BAD DEBTS/CNTY SCH TX	88,555.16	20.73	20.73		
AP	VO	041067	01-06	047337		7/28/2005		Summary Release	20.73	187,559.92	0.00		
GJ	GL	001686	01-06	OCS01		7/28/2005		JULY CHARGE SALES	187,559.92				
AP	VO	042002	01-06	048481				Summary Release					

Date: Monday, December 04, 2006
 Time: 11:51AM
 User: staylor

Frankfort Plant Board
Detail General Ledger - Standard
 Periods: 07-05 Through 06-06 As of: 12/3/2006 Ledger ID: 00001

Jrnl	Tran	Bat	Per	Reference	Tran	Tran	Beginning	Debit	Credit	Ending
Type	Type	Nbr	Ent	Nbr	Date	Description	Balance	Amount	Amount	Balance
			02-06					0.00	0.00	*
			03-06					0.00	0.00	*
			04-06					0.00	0.00	*
			05-06					0.00	0.00	*
			06-06					0.00	0.00	*
Acct: 241300 Total							173,262.26	738,543.53	565,281.27	0.00

Acct:	241350	SHELBY COUNTY SCHOOL TAX PAYAB Sub: 01	Balance Sheet							
GJ	GL	001509	07-05 FSN07	2/1/2005	local-shelby school tax	0.00	623.02			
AP	VO	038580	07-05 044363	1/12/2005	Summary Release	431.75	0.00			
GJ	GL	001541	08-05 FSN08	3/3/2005	LOC PHONE/SCH TAX SHELBY	0.00	584.00			
AP	VO	039207	08-05 045077	2/11/2005	Summary Release	467.09	0.00			
GJ	GL	001570	09-05 EWB09	4/1/2005	ELEC&WATER BILLS/SHELBY TX	0.00	556.05			
AP	VO	039533	09-05 045488	3/7/2005	Summary Release	623.02	0.00			
GJ	GL	001608	10-05 FSN10	5/5/2005	APRIL LOCAL BILLING	0.00	540.69			
AP	VO	040091	10-05 046159	4/11/2005	Summary Release	584.00	0.00			
GJ	GL	001628	11-05 FSN11	5/31/2005	MAY FSN	0.00	411.06			
AP	VO	040609	11-05 046792	5/9/2005	Summary Release	556.05	0.00			
GJ	GL	001672	12-05 JE12-1	7/12/2005	TO REC CABLE TAXES NOT ON SET	0.24	412.20			
AP	VO	041068	12-05 047338	6/3/2005	Summary Release	540.69	0.00			
AP	VO	042003	01-06 048482	7/28/2005	Summary Release	823.02	0.00			
			02-06			0.00	0.00			
			03-06			0.00	0.00			
			04-06			0.00	0.00			
			05-06			0.00	0.00			
			06-06			0.00	0.00			
Acct: 241350 Total							898.84	4,025.86	3,127.02	0.00

Acct:	241400	KY RIVER AUTHORITY FEE	Sub: 01	Balance Sheet			
GJ	GL	001515	07-05 EWB07	2/2/2005	ELECTRIC&WATER BILUKY RIVER	40.22	9,813.72
GJ	GL	001536	08-05 EWB08	3/3/2005	ELECTRIC&WATER BILL	93.80	10,324.84
AP	VO	039075	08-05 044940	2/3/2005	Summary Release	28,210.56	0.00
GJ	GL	001570	09-05 EWB09	4/1/2005	ELEC&WATER BILUKY RIVER	1,033.74	8,925.35
GJ	GL	001605	10-05 JE10-1	5/3/2005	WATER/SEWER BILLED WRONG	1,985.86	10,391.07
GJ	GL	001631	11-05 JE11-1	5/31/2005	TO REVERSE PRIOR MONTH ENTRIES	1,968.14	11,802.94
AP	VO	040492	11-05 046647	5/4/2005	Summary Release	26,877.85	0.00
GJ	GL	001667	12-05 JE12-2	7/6/2005	KP ERROR ACCT#	1,514.25	12,641.51
GJ	GL	001707	01-06 UT01	8/16/2005	JULY UTILITY BILLING TAXES	1,530.04	14,999.63
GJ	GL	001729	02-06 UT02	9/2/2005	AUGUST UTILITY BILLING TAXES	229.26	13,263.56

Date: Monday, December 04, 2006
 Time: 11:51AM
 User: staylor

Frankfort Plant Board
Detail General Ledger - Standard
 Periods: 07-05 Through 06-06 As of: 12/3/2006 Ledger ID: 00001

Page: 117 of 315
 Report: 01620.rpt
 Company: 00001

Jrnl	Tran	Bat	Per	Reference	Tran	Tran	Beginning	Debit	Credit	Ending
Type	Type	Nbr	Ent	Nbr	Date	Description	Balance	Amount	Amount	Balance
AP	VO	042515	02-06	049111	8/25/2005	Summary Release		1,287.09	0.00	
GJ	GL	001755	03-06	CR03	9/30/2005	SEPTEMBER CASH RECEIPTS		0.00	11,624.14	
GJ	LS	001775	03-06	2521	10/19/2005	S.ALLOCATION FACTOR		10,829.91	0.00	
AP	VO	042766	03-06	049401	9/12/2005	Summary Release		794.23	0.00	
GJ	GL	001781	04-06	CR04	10/30/2005	OCTOBER CASH RECEIPTS		0.00	2,720.60	
GJ	LS	001805	04-06	2521	11/10/2005	S.ALLOCATION FACTOR		2,592.80	0.00	
AP	VO	043681	04-06	050481	10/26/2005	Summary Release		127.80	0.00	
GJ	GL	001813	05-06	CR05	12/1/2005	NOVEMBER REVENUE SUMMARY		0.00	45,415.58	
GJ	LS	001837	05-06	2521	12/13/2005	S.ALLOCATION FACTOR		43,847.29	0.00	
AP	VO	043871	05-06	050703	11/4/2005	Summary Release		1,568.29	0.00	
GJ	GL	001847	06-06	CR06	1/3/2006	DECEMBER CASH RECEIPTS		0.00	94,018.00	
GJ	LS	001865	06-06	2521	1/10/2006	S.ALLOCATION FACTOR		93,727.96	0.00	
AP	VO	044592	06-06	051552	12/16/2005	Summary Release		290.04	0.00	
Acct 252100 Total							0.00	635,340.44	635,340.44	0.00

Acct: 252200 WATER ADVANCE FOR CONSTRUCTIONSub: 01

Jrnl	Tran	Bat	Per	Reference	Tran	Tran	Beginning	Debit	Credit	Ending
Type	Type	Nbr	Ent	Nbr	Date	Description	Balance	Amount	Amount	Balance
GJ	GL	001507	07-05	CR07	1/31/2005	CASH RECEIPTS JANUARY 05		0.00	4,178.62	
GJ	LS	001520	07-05	2522	2/3/2005	S.ALLOCATION FACTOR		1,993.85	0.00	
AP	VO	038538	07-05	044300	1/7/2005	Summary Release		2,184.77	0.00	
GJ	GL	001561	09-05	CR09	3/30/2005	CASH RECEIPTS MARCH		0.00	18,947.34	
GJ	LS	001580	09-05	2522	4/5/2005	S.ALLOCATION FACTOR		0.00	5,274.89	
AP	VO	039521	09-05	045475	3/7/2005	Summary Release		24,222.23	0.00	
GJ	GL	001620	11-05	CR11	5/26/2005	CASH RECEIPTS MAY		0.00	52,945.88	
GJ	LS	001641	11-05	2522	6/2/2005	S.ALLOCATION FACTOR		52,945.88	0.00	
GJ	GL	001655	12-05	CR12	6/29/2005	CASH RECEIPTS - JUNE		0.00	3,991.12	
GJ	LS	001679	12-05	2522	7/13/2005	S.ALLOCATION FACTOR		3,991.12	0.00	
GJ	GL	001684	01-06	CR01	7/28/2005	JULY REVENUE SUMMARY		0.00	48,154.17	
GJ	LS	001717	01-06	2522	8/17/2005	S.ALLOCATION FACTOR		48,154.17	0.00	
GJ	GL	001723	02-06	CR02	9/1/2005	AUGUST CASH RECEIPTS		0.00	22,675.44	
GJ	LS	001740	02-06	2522	9/12/2005	S.ALLOCATION FACTOR		22,675.44	0.00	
GJ	GL	001755	03-06	CR03	9/30/2005	SEPTEMBER CASH RECEIPTS		0.00	3,859.20	
GJ	LS	001775	03-06	2522	10/19/2005	S.ALLOCATION FACTOR		3,859.20	0.00	
GJ	GL	001781	04-06	CR04	10/30/2005	OCTOBER CASH RECEIPTS		0.00	38,452.06	
GJ	LS	001805	04-06	2522	11/10/2005	S.ALLOCATION FACTOR		36,721.82	0.00	
AP	VO	043683	04-06	050483	10/26/2005	Summary Release		1,730.24	0.00	
GJ	GL	001813	05-06	CR05	12/1/2005	NOVEMBER REVENUE SUMMARY		0.00	21,686.58	

Balance Sheet

Date: Monday, December 04, 2006
 Time: 11:51AM
 User: staylor

Periods: 07-05 Through 06-06 As of: 12/31/2006 Ledger ID: 00001

Frankfort Plant Board Detail General Ledger - Standard

Page: 118 of 315
 Report: 01620.rpt
 Company: 00001

Jrnl	Tran	Bat	Per	Reference	Tran	Description	Beginning Balance	Debit Amount	Credit Amount	Ending Balance
Type	Type	Nbr	Ent	Nbr	Date					
Balance Sheet										
GJ	LS	001837	05-06	2522	12/13/2005	S:ALLOCATION FACTOR	0.00	0.00	3,952.83	
AP	VO	044240	05-06	051131	11/29/2005	Summary Release	25,639.41	0.00	0.00	
GJ	GL	001847	06-06	CR06	1/3/2006	DECEMBER CASH RECEIPTS	0.00	0.00	39,070.00	
GJ	LS	001865	06-06	2522	1/10/2006	S:ALLOCATION FACTOR	37,303.50	0.00	0.00	
AP	VO	044517	06-06	051433	12/14/2005	Summary Release	1,766.50	0.00	0.00	
Acct: 252300 CABLE ADVANCE FOR CONSTRUCTIONS:sub: 01							0.00	263,188.13	263,188.13	0.00
GJ	LS	001520	07-05	252300	2/3/2005	S:ALLOCATION FACTOR		0.00	198.65	
AP	VO	038720	07-05	044532	1/19/2005	Summary Release	198.65	0.00	0.00	
GJ	GL	001530	08-05	CR08	3/1/2005	CASH RECEIPTS FEBRUARY	0.00	0.00	31.17	
GJ	LS	001545	08-05	252300	3/4/2005	S:ALLOCATION FACTOR	31.17	0.00	0.00	
GJ	GL	001561	09-05	CR09	3/30/2005	CASH RECEIPTS MARCH	0.00	0.00	9,197.89	
GJ	LS	001580	09-05	252300	4/5/2005	S:ALLOCATION FACTOR	9,197.89	0.00	0.00	
GJ	GL	001593	10-05	CR10	5/2/2005	CASH RECEIPTS APRIL	0.00	0.00	1,324.70	
GJ	LS	001611	10-05	252300	5/6/2005	S:ALLOCATION FACTOR	1,094.62	0.00	0.00	
AP	VO	040069	10-05	046140	4/11/2005	Summary Release	230.08	0.00	0.00	
GJ	GL	001620	11-05	CR11	5/26/2005	CASH RECEIPTS MAY	0.00	0.00	1,601.12	
GJ	LS	001641	11-05	252300	6/2/2005	S:ALLOCATION FACTOR	1,522.19	0.00	0.00	
AP	VO	040637	11-05	046837	5/11/2005	Summary Release	78.93	0.00	0.00	
GJ	GL	001655	12-05	CR12	6/29/2005	CASH RECEIPTS - JUNE	0.00	0.00	11,166.00	
GJ	LS	001679	12-05	252300	7/13/2005	S:ALLOCATION FACTOR	11,166.00	0.00	0.00	
GJ	GL	001684	01-06	CR01	7/28/2005	JULY REVENUE SUMMARY	0.00	0.00	1,109.00	
GJ	LS	001717	01-06	252300	8/17/2005	S:ALLOCATION FACTOR	0.00	0.00	940.66	
AP	VO	041727	01-06	048122	7/13/2005	Summary Release	2,049.66	0.00	0.00	
GJ	GL	001723	02-06	CR02	9/1/2005	AUGUST CASH RECEIPTS	0.00	0.00	1,038.00	
GJ	LS	001740	02-06	252300	9/12/2005	S:ALLOCATION FACTOR	183.34	0.00	0.00	
AP	VO	042126	02-06	048627	8/3/2005	Summary Release	854.66	0.00	0.00	
GJ	GL	001755	03-06	CR03	9/30/2005	SEPTEMBER CASH RECEIPTS	0.00	0.00	6,155.15	
GJ	LS	001775	03-06	252300	10/19/2005	S:ALLOCATION FACTOR	6,155.15	0.00	0.00	
GJ	GL	001781	04-06	CR04	10/30/2005	OCTOBER CASH RECEIPTS	0.00	0.00	2,522.64	
AP	VO	001805	04-06	252300	11/10/2005	S:ALLOCATION FACTOR	1,354.60	0.00	0.00	
GJ	LS	001813	04-06	050252	10/17/2005	Summary Release	1,168.04	0.00	0.00	
GJ	GL	001837	05-06	CR05	12/1/2005	NOVEMBER REVENUE SUMMARY	0.00	0.00	989.33	
AP	VO	044092	05-06	252300	12/13/2005	S:ALLOCATION FACTOR	956.51	0.00	0.00	
AP	VO	044092	05-06	050956	11/17/2005	Summary Release	32.82	0.00	0.00	
Acct: 252300 Total							0.00	36,274.31	36,274.31	0.00

Date: Monday, December 04, 2006
 Time: 11:51AM
 User: staylor

Frankfort Plant Board Detail General Ledger - Standard

Page: 119 of 315
 Report: 01620.rpt
 Company: 00001

Periods: 07-05 Through 06-06 As of: 12/3/2006 Ledger ID: 00001

Jrnl	Tran	Bat	Per	Reference	Tran	Description	Beginning Balance	Debit Amount	Credit Amount	Ending Balance
Acct: 253100 UNEARNED REVENUE										
					Sub: 01		Balance Sheet			
GJ	GL	001509	07-05	CCB07	2/1/2005	cable billing-earned rev	563,018.90		561,680.80	561,680.80
GJ	GL	001537	08-05	CCB08	3/3/2005	CABLE BILL/EARNED REV	561,680.80		561,134.70	561,134.70
GJ	GL	001572	09-05		4/5/2005	CABLE BILLING	561,134.70		560,399.10	560,399.10
GJ	GL	001596	10-05	CCB10	5/2/2005	CABLE BILLING	560,399.10		556,707.24	556,707.24
GJ	GL	001626	11-05	CB11	5/31/2005	MAY CABLE BILLING	556,707.24		555,608.82	555,608.82
GJ	GL	001659	12-05	CB12	6/30/2005	CABLE BILLING FOR JUNE	555,608.82		570,369.50	570,369.50
GJ	GL	001696	01-06	CB01	8/2/2005	JULY CABLE BILLING	570,369.50		570,705.33	570,705.33
GJ	GL	001731	02-06	CB02	9/7/2005	AUGUST CABLE BILLING	571,480.65		567,429.45	567,429.45
GJ	GL	001767	03-06	CB03	10/15/2005	SEPTEMBER CABLE BILLING	567,429.45		565,111.60	565,111.60
GJ	GL	001785	04-06	CB04	11/2/2005	OCTOBER CABLE BILLING	565,111.60		566,000.00	566,000.00
GJ	GL	001819	05-06	CB05	12/3/2005	NOVEMBER CABLE BILLING	566,000.00		562,235.53	562,235.53
GJ	GL	001858	06-06	CB06	1/6/2006	DECEMBER CABLE BILLING	562,235.53			
Acct 253100 Total							563,018.91	6,768,646.09	6,768,862.72	562,235.54

Acct: 415100 SALES OF MATERIAL										
					Sub: 10		Electric			
GJ	LD	001520	07-05	4151	2/3/2005	D:ALLOCATION FACTOR		0.00	507.51	507.51
GJ	LD	001545	08-05	4151	3/4/2005	D:ALLOCATION FACTOR		0.00	208.81	208.81
GJ	LD	001580	09-05	4151	4/5/2005	D:ALLOCATION FACTOR		0.00	168.44	168.44
GJ	LD	001611	10-05	4151	5/6/2005	D:ALLOCATION FACTOR		0.00	521.74	521.74
GJ	LD	001641	11-05	4151	6/2/2005	D:ALLOCATION FACTOR		0.00	131.35	131.35
GJ	LD	001679	12-05	4151	7/13/2005	D:ALLOCATION FACTOR		0.00	266.27	266.27
GJ	LD	001717	01-06	4151	8/17/2005	D:ALLOCATION FACTOR		0.00	341.43	341.43
GJ	LD	001740	02-06	4151	9/12/2005	D:ALLOCATION FACTOR		0.00	66.75	66.75
GJ	LD	001775	03-06	4151	10/19/2005	D:ALLOCATION FACTOR		0.00	653.88	653.88
GJ	LD	001805	04-06	4151	11/10/2005	D:ALLOCATION FACTOR		0.00	471.64	471.64
GJ	LD	001837	05-06	4151	12/13/2005	D:ALLOCATION FACTOR		0.00	53.04	53.04
GJ	LD	001865	06-06	4151	1/10/2006	D:ALLOCATION FACTOR		0.00	166.78	166.78
Acct: 415100 SALES OF MATERIAL										
					Sub: 20		Water			
GJ	LD	001520	07-05	4151	2/3/2005	D:ALLOCATION FACTOR		0.00	373.44	373.44
GJ	LD	001545	08-05	4151	3/4/2005	D:ALLOCATION FACTOR		0.00	153.64	153.64
GJ	LD	001580	09-05	4151	4/5/2005	D:ALLOCATION FACTOR		0.00	123.94	123.94
GJ	LD	001611	10-05	4151	5/6/2005	D:ALLOCATION FACTOR		0.00	383.91	383.91
GJ	LD	001641	11-05	4151	6/2/2005	D:ALLOCATION FACTOR		0.00	96.65	96.65
GJ	LD	001679	12-05	4151	7/13/2005	D:ALLOCATION FACTOR		0.00	195.92	195.92
GJ	LD	001717	01-06	4151	8/17/2005	D:ALLOCATION FACTOR		0.00	251.23	251.23
GJ	LD	001740	02-06	4151	9/12/2005	D:ALLOCATION FACTOR		0.00	49.12	49.12
GJ	LD	001775	03-06	4151	10/19/2005	D:ALLOCATION FACTOR		0.00	481.13	481.13

Date: Monday, December 04, 2006
 Time: 11:51AM
 User: staylor

Frankfort Plant Board
Detail General Ledger - Standard
 Periods: 07-05 Through 06-06 As of: 12/3/2006 Ledger ID: 00001

Page: 120 of 315
 Report: 01620.rpt
 Company: 00001

Jrnl	Tran	Bat	Per	Reference	Tran	Tran	Description	Beginning Balance	Debit Amount	Credit Amount	Ending Balance
Type	Type	Nbr	Ent	Nbr	Date						
GJ	LD	001805	04-06	4151	11/10/2005		D:ALLOCATION FACTOR		0.00	347.04	
GJ	LD	001837	05-06	4151	12/13/2005		D:ALLOCATION FACTOR		0.00	39.03	
GJ	LD	001865	06-06	4151	1/10/2006		D:ALLOCATION FACTOR		0.00	122.72	
Acct: 415100 SALES OF MATERIAL											
GJ	LD	001520	07-05	4151	2/3/2005		D:ALLOCATION FACTOR		0.00	489.97	
GJ	LD	001545	08-05	4151	3/4/2005		D:ALLOCATION FACTOR		0.00	201.59	
GJ	LD	001580	09-05	4151	4/5/2005		D:ALLOCATION FACTOR		0.00	162.61	
GJ	LD	001611	10-05	4151	5/6/2005		D:ALLOCATION FACTOR		0.00	1,503.70	
GJ	LD	001641	11-05	4151	6/2/2005		D:ALLOCATION FACTOR		0.00	126.80	
GJ	LD	001679	12-05	4151	7/13/2005		D:ALLOCATION FACTOR		0.00	257.06	
GJ	LD	001717	01-06	4151	8/17/2005		D:ALLOCATION FACTOR		0.00	329.62	
GJ	LD	001740	02-06	4151	9/12/2005		D:ALLOCATION FACTOR		0.00	64.44	
GJ	LD	001775	03-06	4151	10/19/2005		D:ALLOCATION FACTOR		0.00	631.27	
GJ	LD	001805	04-06	4151	11/10/2005		D:ALLOCATION FACTOR		0.00	455.33	
GJ	LD	001837	05-06	4151	12/13/2005		D:ALLOCATION FACTOR		0.00	51.20	
GJ	LD	001865	06-06	4151	1/10/2006		D:ALLOCATION FACTOR		0.00	161.01	
Acct: 415100 SALES OF MATERIAL											
GJ	GL	001506	07-05	OCS07	1/31/2005	Sub: 40	OTHER CHG SALES		0.00	1,370.92	
GJ	LS	001520	07-05	4151	2/3/2005		S:ALLOCATION FACTOR		1,370.92	0.00	
GJ	GL	001532	08-05	OCS08	3/1/2005		OTHER CHARGE SALES		0.00	564.04	
GJ	LS	001545	08-05	4151	3/4/2005		S:ALLOCATION FACTOR		564.04	0.00	
GJ	GL	001560	09-05	OCS09	3/30/2005		OTHER CHARGE SALES		0.00	454.99	
GJ	LS	001580	09-05	4151	4/5/2005		S:ALLOCATION FACTOR		454.99	0.00	
GJ	GL	001594	10-05	OCS10	5/2/2005		OTHER CHARGE SALES		0.00	1,409.35	
GJ	LS	001611	10-05	4151	5/6/2005		S:ALLOCATION FACTOR		1,409.35	0.00	
GJ	GL	001622	11-05	OCS11	5/26/2005		OTHER CHARGE SALES - MAY		0.00	354.80	
GJ	LS	001641	11-05	4151	6/2/2005		S:ALLOCATION FACTOR		354.80	0.00	
GJ	GL	001655	12-05	CR12	6/29/2005		CASH RECEIPTS - JUNE		0.00	719.25	
GJ	LS	001679	12-05	4151	7/13/2005		S:ALLOCATION FACTOR		719.25	0.00	
GJ	GL	001686	01-06	OCS01	7/28/2005		JULY CHARGE SALES		0.00	922.28	
GJ	LS	001717	01-06	4151	8/17/2005		S:ALLOCATION FACTOR		922.28	0.00	
GJ	GL	001725	02-06	OCS02	9/1/2005		AUGUST CHARGE SALES		0.00	289.99	
GJ	LS	001740	02-06	4151	9/12/2005		S:ALLOCATION FACTOR		180.31	0.00	
AP	VO	042532	02-06	049136	8/26/2005		Summary Release		109.68	0.00	
GJ	GL	001756	03-06	OCS03	9/30/2005		SEPTEMBER CHARGE SALES		0.00	1,766.28	
GJ	LS	001775	03-06	4151	10/19/2005		S:ALLOCATION FACTOR		1,766.28	0.00	
GJ	GL	001783	04-06	OCS04	10/30/2005		OCTOBER OTHER CHARGE SALES		0.00	1,274.01	
GJ	LS	001805	04-06	4151	11/10/2005		S:ALLOCATION FACTOR		1,274.01	0.00	

Date: Monday, December 04, 2006
 Time: 11:51AM
 User: staylor

Frankfort Plant Board
 Detail General Ledger - Standard
 Periods: 07-05 Through 06-06 As of: 12/3/2006 Ledger ID: 00001

Page: 121 of 315
 Report: 01620.rpt
 Company: 00001

Jrnl	Tran	Bat	Per	Reference	Tran	Description	Beginning Balance	Debit Amount	Credit Amount	Ending Balance
Type	Type	Nbr	Ent	Nbr	Date					
GJ	GL	001821	05-06	JE05-1	12/5/2005	RELCLASS MAPP INC CODEDINCCROCT		74.13	217.40	
GJ	LS	001837	05-06	4151	12/13/2005	S.ALLOCATION FACTOR		143.27	0.00	
GJ	GL	001843	06-06	JE06-1	12/30/2005	RECLASS SALE OF GLOVES SQ40847		0.00	450.51	
GJ	LS	001865	06-06	4151	1/10/2006	S.ALLOCATION FACTOR		450.51	0.00	
Acct: 415100 Total							6,416.01	9,793.82	19,403.83	16,026.02 ***

Acct: 415400 MAPPING INCOME										
Sub: 10										
GJ	LD	001520	07-05	4154	2/3/2005	D.ALLOCATION FACTOR		0.00	24.34	
GJ	LD	001545	08-05	4154	3/4/2005	D.ALLOCATION FACTOR		0.00	7.40	
GJ	LD	001580	09-05	4154	4/5/2005	D.ALLOCATION FACTOR		0.00	76.26	
GJ	LD	001611	10-05	4154	5/6/2005	D.ALLOCATION FACTOR		0.00	42.31	
GJ	LD	001641	11-05	4154	6/2/2005	D.ALLOCATION FACTOR		0.00	262.76	
GJ	LD	001679	12-05	4154	7/13/2005	D.ALLOCATION FACTOR		0.00	57.57	
GJ	LD	001717	01-06	4154	8/17/2005	D.ALLOCATION FACTOR		0.00	29.62	
GJ	LD	001740	02-06	4154	9/12/2005	D.ALLOCATION FACTOR		0.00	61.82	
GJ	LD	001775	03-06	4154	10/19/2005	D.ALLOCATION FACTOR		0.00	421.20	
GJ	LD	001805	04-06	4154	11/10/2005	D.ALLOCATION FACTOR		0.00	24.66	
GJ	LD	001837	05-06	4154	12/13/2005	D.ALLOCATION FACTOR		0.00	90.84	
Sub: 20							06-06	0.00	0.00	
Acct: 415400 MAPPING INCOME										17.91
GJ	LD	001520	07-05	4154	2/3/2005	D.ALLOCATION FACTOR		0.00	5.45	
GJ	LD	001545	08-05	4154	3/4/2005	D.ALLOCATION FACTOR		0.00	56.11	
GJ	LD	001580	09-05	4154	4/5/2005	D.ALLOCATION FACTOR		0.00	31.13	
GJ	LD	001611	10-05	4154	5/6/2005	D.ALLOCATION FACTOR		0.00	193.34	
GJ	LD	001641	11-05	4154	6/2/2005	D.ALLOCATION FACTOR		0.00	42.36	
GJ	LD	001679	12-05	4154	7/13/2005	D.ALLOCATION FACTOR		0.00	21.79	
GJ	LD	001717	01-06	4154	8/17/2005	D.ALLOCATION FACTOR		0.00	45.49	
GJ	LD	001740	02-06	4154	9/12/2005	D.ALLOCATION FACTOR		0.00	309.92	
GJ	LD	001775	03-06	4154	10/19/2005	D.ALLOCATION FACTOR		0.00	18.15	
GJ	LD	001805	04-06	4154	11/10/2005	D.ALLOCATION FACTOR		0.00	66.84	
GJ	LD	001837	05-06	4154	12/13/2005	D.ALLOCATION FACTOR		0.00	0.00	
Sub: 30							06-06	0.00	0.00	
Acct: 415400 MAPPING INCOME										23.50
GJ	LD	001520	07-05	4154	2/3/2005	D.ALLOCATION FACTOR		0.00	7.15	
GJ	LD	001545	08-05	4154	3/4/2005	D.ALLOCATION FACTOR		0.00	73.63	
GJ	LD	001580	09-05	4154	4/5/2005	D.ALLOCATION FACTOR		0.00	40.84	
GJ	LD	001611	10-05	4154	5/6/2005	D.ALLOCATION FACTOR		0.00	253.68	
GJ	LD	001641	11-05	4154	6/2/2005	D.ALLOCATION FACTOR		0.00		

Acct: 415400 MAPPING INCOME										
Sub: 20										
							Water	0.00	17.91	
							Electric	0.00	24.34	
							Cable	0.00	23.50	

Date: Monday, December 04, 2006
 Time: 11:51AM
 User: staylor

Frankfort Plant Board
Detail General Ledger - Standard
 Periods: 07-05 Through 06-06 As of: 12/3/2006 Ledger ID: 00001

Page: 127 of 315
 Report: 01620.rpt
 Company: 00001

Jrnl	Tran	Bat	Per	Reference	Tran	Tran	Beginning	Debit	Credit	Ending
Type	Type	Nbr	Ent	Nbr	Date	Description	Balance	Amount	Amount	Balance
GJ	LS	001740	02-06	4192	9/12/2005	S:ALLOCATION FACTOR		2,532.20	0.00	
GJ	GL	001746	03-06	SE03-1	9/28/2005	INTEREST ON INVESTMENTS		0.00	1,726.50	
GJ	LS	001775	03-06	4192	10/19/2005	S:ALLOCATION FACTOR		1,726.50	0.00	
GJ	GL	001787	04-06	SE04-1	11/3/2005	INTEREST ON INVESTMENTS		0.00	2,380.78	
GJ	LS	001805	04-06	4192	11/10/2005	S:ALLOCATION FACTOR		0.00	2,380.78	
GJ	GL	001828	05-06	SE05-1	12/6/2005	INTEREST ON INVESTMENTS		0.00	2,381.26	
GJ	LS	001837	05-06	4192	12/13/2005	S:ALLOCATION FACTOR		2,381.26	0.00	
GJ	GL	001859	06-06	SE06-1	1/6/2006	INTEREST ON INVEST		0.00	2,080.06	
GJ	LS	001865	06-06	4192	1/10/2006	S:ALLOCATION FACTOR		2,080.06	0.00	
Acct 419200 Total							3,055.17	16,523.25	33,046.50	19,578.42 ***

Acct:	419250	INTEREST REV. BOND INTEREST &	Sub:	20	Water
		01-06			0.00
		02-06			0.00
		03-06			0.00
		04-06			0.00
		05-06			0.00
		06-06			0.00
Acct 419250 Total					

Acct:	419300	INTEREST DEPRECIATION FUND	Sub:	10	Electric				
GJ	LD	001520	07-05	4193	2/3/2005	D:ALLOCATION FACTOR	0.00	521.82	
GJ	LD	001545	08-05	4193	3/4/2005	D:ALLOCATION FACTOR	0.00	521.82	
GJ	LD	001580	09-05	4193	4/5/2005	D:ALLOCATION FACTOR	0.00	521.82	
GJ	LD	001611	10-05	4193	5/6/2005	D:ALLOCATION FACTOR	0.00	521.82	
GJ	LD	001641	11-05	4193	6/2/2005	D:ALLOCATION FACTOR	0.00	903.15	
GJ	LD	001679	12-05	4193	7/13/2005	D:ALLOCATION FACTOR	0.00	903.15	
GJ	LD	001717	01-06	4193	8/17/2005	D:ALLOCATION FACTOR	0.00	464.48	
GJ	LD	001740	02-06	4193	9/12/2005	D:ALLOCATION FACTOR	0.00	1,329.72	
GJ	LD	001775	03-06	4193	10/19/2005	D:ALLOCATION FACTOR	0.00	906.62	
GJ	LD	001805	04-06	4193	11/10/2005	D:ALLOCATION FACTOR	0.00	962.94	
Acct 419300 Total									

Date: Monday, December 04, 2006
 Time: 11:51AM
 User: staylor

Frankfort Plant Board
Detail General Ledger - Standard

Page: 128 of 315
 Report: 01620.rpt
 Company: 00001

Periods: 07-05 Through 06-06 As of: 12/31/2006 Ledger ID: 00001

Acct:	Jrnl	Tran	Bat	Per	Reference	Tran	Tran	Description	Beginning Balance	Debit Amount	Credit Amount	Ending Balance
	Type	Type	Nbr	Ent	Nbr	Date						
Acct: 419300	GJ	LD	001837	05-06	4193	12/13/2005		D:ALLOCATION FACTOR		0.00	1,036.47	1,036.47
	GJ	LD	001865	06-06	4193	1/10/2006		D:ALLOCATION FACTOR		0.00	1,071.02	1,071.02
	Sub: 20											
	GJ	LD	001520	07-05	4193	2/3/2005		D:ALLOCATION FACTOR	Water	0.00	330.85	330.85
	GJ	LD	001545	08-05	4193	3/4/2005		D:ALLOCATION FACTOR		0.00	330.85	330.85
	GJ	LD	001580	09-05	4193	4/5/2005		D:ALLOCATION FACTOR		0.00	330.85	330.85
	GJ	LD	001611	10-05	4193	5/6/2005		D:ALLOCATION FACTOR		0.00	330.85	330.85
	GJ	LD	001641	11-05	4193	6/2/2005		D:ALLOCATION FACTOR		0.00	572.62	572.62
	GJ	LD	001679	12-05	4193	7/13/2005		D:ALLOCATION FACTOR		0.00	572.62	572.62
	GJ	LD	001717	01-06	4193	8/17/2005		D:ALLOCATION FACTOR		0.00	294.49	294.49
Acct: 419300	GJ	LD	001740	02-06	4193	9/12/2005		D:ALLOCATION FACTOR		0.00	843.07	843.07
	GJ	LD	001775	03-06	4193	10/19/2005		D:ALLOCATION FACTOR		0.00	574.82	574.82
	GJ	LD	001805	04-06	4193	11/10/2005		D:ALLOCATION FACTOR		0.00	610.53	610.53
	GJ	LD	001837	05-06	4193	12/13/2005		D:ALLOCATION FACTOR		0.00	657.15	657.15
	GJ	LD	001865	06-06	4193	1/10/2006		D:ALLOCATION FACTOR		0.00	679.05	679.05
	Sub: 30											
	GJ	LD	001520	07-05	4193	2/3/2005		D:ALLOCATION FACTOR	Cable	0.00	867.81	867.81
	GJ	LD	001545	08-05	4193	3/4/2005		D:ALLOCATION FACTOR		0.00	867.81	867.81
	GJ	LD	001580	09-05	4193	4/5/2005		D:ALLOCATION FACTOR		0.00	867.81	867.81
	GJ	LD	001611	10-05	4193	5/6/2005		D:ALLOCATION FACTOR		0.00	867.81	867.81
GJ	LD	001641	11-05	4193	6/2/2005		D:ALLOCATION FACTOR		0.00	1,501.99	1,501.99	
GJ	LD	001679	12-05	4193	7/13/2005		D:ALLOCATION FACTOR		0.00	1,501.98	1,501.98	
GJ	LD	001717	01-06	4193	8/17/2005		D:ALLOCATION FACTOR		0.00	772.45	772.45	
GJ	LD	001740	02-06	4193	9/12/2005		D:ALLOCATION FACTOR		0.00	2,211.37	2,211.37	
GJ	LD	001775	03-06	4193	10/19/2005		D:ALLOCATION FACTOR		0.00	1,507.76	1,507.76	
GJ	LD	001805	04-06	4193	11/10/2005		D:ALLOCATION FACTOR		0.00	1,601.41	1,601.41	
GJ	LD	001837	05-06	4193	12/13/2005		D:ALLOCATION FACTOR		0.00	1,723.68	1,723.68	
GJ	LD	001865	06-06	4193	1/10/2006		D:ALLOCATION FACTOR		0.00	1,781.14	1,781.14	
Sub: 40												
Acct: 419300	GJ	GL	001498	07-05	SE07-1	1/25/2005		INTEREST ON INVESTMENTS	General	0.00	1,720.48	1,720.48
	GJ	LS	001520	07-05	4193	2/3/2005		S:ALLOCATION FACTOR		1,720.48	0.00	0.00
	GJ	GL	001533	08-05	SE08-1	3/1/2005		INTEREST ON INVESTMENTS		0.00	1,720.48	1,720.48
	GJ	LS	001545	08-05	4193	3/4/2005		S:ALLOCATION FACTOR		1,720.48	0.00	0.00
	GJ	GL	001555	09-05	SE09-1	3/23/2005		INTEREST ON INVESTMENTS		0.00	1,720.48	1,720.48
	GJ	LS	001580	09-05	4193	4/5/2005		S:ALLOCATION FACTOR		1,720.48	0.00	0.00
	GJ	GL	001587	10-05	SE10-1	4/27/2005		INTEREST ON INVESTMENTS		0.00	1,720.48	1,720.48
	GJ	LS	001611	10-05	4193	5/6/2005		S:ALLOCATION FACTOR		1,720.48	0.00	0.00
	GJ	GL	001619	11-05	SE11-1	5/26/2005		INTEREST ON INVESTMENTS		0.00	2,977.76	2,977.76

Frankfort Plant Board
Detail General Ledger - Standard
 Periods: 07-05 Through 06-06 As of: 12/3/2006 Ledger ID: 00001

Jrnl	Tran	Bat	Per	Reference	Tran	Description	Beginning Balance	Debit Amount	Credit Amount	Ending Balance
Type	Type	Nbr	Ent	Nbr	Date					
GJ	LS	001641	11-05	4193	6/2/2005	S:ALLOCATION FACTOR		2,977.76	0.00	
GJ	GL	001665	12-05	SE12-1	7/6/2005	INTEREST ON INVESTMENTS		0.00	2,977.75	
GJ	LS	001679	12-05	4193	7/13/2005	S:ALLOCATION FACTOR		2,977.75	0.00	
GJ	GL	001695	01-06	SE01-1	8/1/2005	INTEREST ON INVESTMENTS		0.00	1,531.42	
GJ	LS	001717	01-06	4193	8/17/2005	S:ALLOCATION FACTOR		1,531.42	0.00	
GJ	GL	001722	02-06	SE02-1	9/1/2005	INTEREST ON INVESTMENTS		0.00	4,384.16	
GJ	LS	001740	02-06	4193	9/12/2005	S:ALLOCATION FACTOR		4,384.16	0.00	
GJ	GL	001746	03-06	SE03-1	9/28/2005	INTEREST ON INVESTMENTS		0.00	2,989.20	
GJ	LS	001775	03-06	4193	10/19/2005	S:ALLOCATION FACTOR		2,989.20	0.00	
GJ	GL	001787	04-06	SE04-1	11/3/2005	INTEREST ON INVESTMENTS		0.00	3,174.88	
GJ	LS	001805	04-06	4193	11/10/2005	S:ALLOCATION FACTOR		3,174.88	0.00	
GJ	GL	001824	05-06	SE05-1	12/5/2005	INTEREST ON INVEST		0.00	3,417.30	
GJ	LS	001837	05-06	4193	12/13/2005	S:ALLOCATION FACTOR		3,417.30	0.00	
GJ	GL	001859	06-06	SE06-1	1/6/2006	INTEREST ON INVEST		0.00	3,531.21	
GJ	LS	001865	06-06	4193	1/10/2006	S:ALLOCATION FACTOR		3,531.21	0.00	
Acct 419300 Total							6,903.62	31,865.60	63,731.20	38,769.22 ***

Acct:	419350	INTEREST OPERATIONS AND MAINTN	Sub: 10		Electric					
GJ	LD	001520	07-05	41935	2/3/2005	D:ALLOCATION FACTOR		0.00	406.46	
GJ	LD	001545	08-05	41935	3/4/2005	D:ALLOCATION FACTOR		0.00	365.64	
GJ	LD	001580	09-05	41935	4/5/2005	D:ALLOCATION FACTOR		0.00	565.85	
GJ	LD	001611	10-05	41935	5/6/2005	D:ALLOCATION FACTOR		0.00	543.63	
GJ	LD	001641	11-05	41935	6/2/2005	D:ALLOCATION FACTOR		0.00	710.08	
GJ	LD	001679	12-05	41935	7/13/2005	D:ALLOCATION FACTOR		0.00	606.85	
GJ	LD	001717	01-06	41935	8/17/2005	D:ALLOCATION FACTOR		0.00	478.82	
GJ	LD	001740	02-06	41935	9/12/2005	D:ALLOCATION FACTOR		0.00	400.43	
GJ	LD	001775	03-06	41935	10/19/2005	D:ALLOCATION FACTOR		0.00	405.12	
GJ	LD	001805	04-06	41935	11/10/2005	D:ALLOCATION FACTOR		0.00	814.99	
GJ	LD	001837	05-06	41935	12/13/2005	D:ALLOCATION FACTOR		0.00	332.33	
GJ	LD	001865	06-06	41935	1/10/2006	D:ALLOCATION FACTOR		0.00	499.32	
Acct: 419350 INTEREST OPERATIONS AND MAINTN							Sub: 20	Water		
GJ	LD	001520	07-05	41935	2/3/2005	D:ALLOCATION FACTOR		0.00	79.22	
GJ	LD	001545	08-05	41935	3/4/2005	D:ALLOCATION FACTOR		0.00	71.27	
GJ	LD	001580	09-05	41935	4/5/2005	D:ALLOCATION FACTOR		0.00	110.29	
GJ	LD	001611	10-05	41935	5/6/2005	D:ALLOCATION FACTOR		0.00	105.96	
GJ	LD	001641	11-05	41935	6/2/2005	D:ALLOCATION FACTOR		0.00	138.40	
GJ	LD	001679	12-05	41935	7/13/2005	D:ALLOCATION FACTOR		0.00	118.28	
GJ	LD	001717	01-06	41935	8/17/2005	D:ALLOCATION FACTOR		0.00	93.33	

Date: Monday, December 04, 2006
 Time: 11:51AM
 User: staylor

Periods: 07-05 Through 06-06 As of: 12/3/2006 Ledger ID: 00001

Frankfort Plant Board Detail General Ledger - Standard

Page: 130 of 315
 Report: 01620.rpt
 Company: 00001

Jrnl	Tran	Bat	Per	Ent	Reference	Tran	Description	Beginning Balance	Debit Amount	Credit Amount	Ending Balance
Acct: 419350 INTEREST OPERATIONS AND MAINTN Sub: 30											
GJ	LD	001740	02-06	41935	41935	9/12/2005	D:ALLOCATION FACTOR	0.00	0.00	78.05	78.05
GJ	LD	001775	03-06	41935	41935	10/19/2005	D:ALLOCATION FACTOR	0.00	0.00	78.96	78.96
GJ	LD	001805	04-06	41935	41935	11/10/2005	D:ALLOCATION FACTOR	0.00	0.00	158.85	158.85
GJ	LD	001837	05-06	41935	41935	12/13/2005	D:ALLOCATION FACTOR	0.00	0.00	64.77	64.77
GJ	LD	001865	06-06	41935	41935	1/10/2006	D:ALLOCATION FACTOR	0.00	0.00	97.32	97.32
Cable											
GJ	LD	001520	07-05	41935	41935	2/3/2005	D:ALLOCATION FACTOR	0.00	0.00	105.53	105.53
GJ	LD	001545	08-05	41935	41935	3/4/2005	D:ALLOCATION FACTOR	0.00	0.00	94.93	94.93
GJ	LD	001580	09-05	41935	41935	4/5/2005	D:ALLOCATION FACTOR	0.00	0.00	146.91	146.91
GJ	LD	001611	10-05	41935	41935	5/6/2005	D:ALLOCATION FACTOR	0.00	0.00	141.14	141.14
GJ	LD	001641	11-05	41935	41935	6/2/2005	D:ALLOCATION FACTOR	0.00	0.00	157.56	157.56
GJ	LD	001679	12-05	41935	41935	7/13/2005	D:ALLOCATION FACTOR	0.00	0.00	124.32	124.32
GJ	LD	001717	01-06	41935	41935	8/17/2005	D:ALLOCATION FACTOR	0.00	0.00	103.96	103.96
GJ	LD	001740	02-06	41935	41935	9/12/2005	D:ALLOCATION FACTOR	0.00	0.00	105.19	105.19
GJ	LD	001775	03-06	41935	41935	10/19/2005	D:ALLOCATION FACTOR	0.00	0.00	211.60	211.60
GJ	LD	001805	04-06	41935	41935	11/10/2005	D:ALLOCATION FACTOR	0.00	0.00	86.29	86.29
GJ	LD	001837	05-06	41935	41935	12/13/2005	D:ALLOCATION FACTOR	0.00	0.00	129.64	129.64
GJ	LD	001865	06-06	41935	41935	1/10/2006	D:ALLOCATION FACTOR	0.00	0.00	129.64	129.64
General											
Acct: 419350 INTEREST OPERATIONS AND MAINTN Sub: 40											
GJ	GL	001510	07-05	SE07-2	SE07-2	2/1/2005	INTEREST INCOME	0.00	0.00	591.21	591.21
GJ	GL	001520	07-05	41935	41935	2/3/2005	S:ALLOCATION FACTOR	0.00	0.00	0.00	0.00
GJ	GL	001534	08-05	SE08-2	SE08-2	3/1/2005	INTEREST INCOME	0.00	0.00	531.84	531.84
GJ	GL	001545	08-05	41935	41935	3/4/2005	S:ALLOCATION FACTOR	0.00	0.00	0.00	0.00
GJ	GL	001568	09-05	SE09-2	SE09-2	4/1/2005	INTEREST INCOME	0.00	0.00	823.05	823.05
GJ	GL	001580	09-05	41935	41935	4/5/2005	S:ALLOCATION FACTOR	0.00	0.00	0.00	0.00
GJ	GL	001597	10-05	SE10-2	SE10-2	5/2/2005	INTEREST INCOME	0.00	0.00	790.73	790.73
GJ	GL	001611	10-05	41935	41935	5/6/2005	S:ALLOCATION FACTOR	0.00	0.00	0.00	0.00
GJ	GL	001635	11-05	SE11-2	SE11-2	6/1/2005	INTEREST INCOME	0.00	0.00	1,032.84	1,032.84
GJ	GL	001641	11-05	41935	41935	6/2/2005	S:ALLOCATION FACTOR	0.00	0.00	0.00	0.00
GJ	GL	001664	12-05	SE12-2	SE12-2	7/6/2005	INTEREST INCOME	0.00	0.00	882.69	882.69
GJ	GL	001679	12-05	41935	41935	7/13/2005	S:ALLOCATION FACTOR	0.00	0.00	0.00	0.00
GJ	GL	001698	01-06	SE01-2	SE01-2	8/3/2005	INTEREST INCOME	0.00	0.00	696.47	696.47
GJ	GL	001717	01-06	41935	41935	8/17/2005	S:ALLOCATION FACTOR	0.00	0.00	0.00	0.00
GJ	GL	001727	02-06	SE02-2	SE02-2	9/12/2005	INTEREST INCOME	0.00	0.00	582.44	582.44
GJ	GL	001740	02-06	41935	41935	9/12/2005	S:ALLOCATION FACTOR	0.00	0.00	0.00	0.00
GJ	GL	001764	03-06	SE03-2	SE03-2	10/11/2005	INTEREST INCOME	0.00	0.00	589.27	589.27
GJ	GL	001775	03-06	41935	41935	10/19/2005	S:ALLOCATION FACTOR	0.00	0.00	0.00	0.00
GJ	GL	001789	04-06	SE04-2	SE04-2	11/3/2005	INTEREST INCOME	0.00	0.00	1,185.44	1,185.44

Date: Monday, December 04, 2006
 Time: 11:51AM
 User: staylor

Frankfort Plant Board

Detail General Ledger - Standard

Periods: 07-05 Through 06-06 As of: 12/3/2006 Ledger ID: 00001

Jrnl	Tran	Bat	Per	Reference	Tran	Description	Beginning Balance	Debit Amount	Credit Amount	Ending Balance
Type	Type	Nbr	Ent	Nbr	Date					
GJ	LS	001805	04-06	41935	11/10/2005	S:ALLOCATION FACTOR		1,185.44	0.00	
GJ	GL	001825	05-06	SE05-2	12/6/2005	INTEREST INCOME		0.00	483.39	
GJ	LS	001837	05-06	41935	12/13/2005	S:ALLOCATION FACTOR		483.39	0.00	
GJ	GL	001850	06-06	SE06-2	1/4/2006	INTEREST INCOME		0.00	726.28	
GJ	LS	001865	06-06	41935	1/10/2006	S:ALLOCATION FACTOR		726.28	0.00	
Acct 419350 Total							2,985.52	8,915.65	17,831.30	11,901.17 ***

Acct: 419400 INTEREST REV.FUND FARMERS BANK Sub: 10										
Jrnl	Tran	Bat	Per	Reference	Tran	Description	Beginning Balance	Debit Amount	Credit Amount	Ending Balance
Type	Type	Nbr	Ent	Nbr	Date					
GJ	LD	001520	07-05	419400	2/3/2005	D:ALLOCATION FACTOR		0.00	820.64	
GJ	LD	001545	08-05	419400	3/4/2005	D:ALLOCATION FACTOR		0.00	299.81	
GJ	LD	001580	09-05	419400	4/5/2005	D:ALLOCATION FACTOR		0.00	1,088.44	
GJ	LD	001611	10-05	419400	5/6/2005	D:ALLOCATION FACTOR		0.00	299.15	
GJ	LD	001641	11-05	419400	6/2/2005	D:ALLOCATION FACTOR		0.00	952.33	
GJ	LD	001679	12-05	419400	7/13/2005	D:ALLOCATION FACTOR		0.00	526.80	
GJ	LD	001717	01-06	419400	8/17/2005	D:ALLOCATION FACTOR		0.00	1,016.07	
GJ	LD	001740	02-06	419400	9/12/2005	D:ALLOCATION FACTOR		0.00	582.19	
GJ	LD	001775	03-06	419400	10/19/2005	D:ALLOCATION FACTOR		0.00	924.20	
GJ	LD	001805	04-06	419400	11/10/2005	D:ALLOCATION FACTOR		0.00	402.06	
GJ	LD	001837	05-06	419400	12/13/2005	D:ALLOCATION FACTOR		0.00	1,350.39	
GJ	LD	001865	06-06	419400	1/10/2006	D:ALLOCATION FACTOR		0.00	508.99	
Acct: 419400 INTEREST REV.FUND FARMERS BANK Sub: 20										
GJ	LD	001520	07-05	419400	2/3/2005	D:ALLOCATION FACTOR		0.00	159.95	
GJ	LD	001545	08-05	419400	3/4/2005	D:ALLOCATION FACTOR		0.00	58.44	
GJ	LD	001580	09-05	419400	4/5/2005	D:ALLOCATION FACTOR		0.00	212.15	
GJ	LD	001611	10-05	419400	5/6/2005	D:ALLOCATION FACTOR		0.00	58.31	
GJ	LD	001641	11-05	419400	6/2/2005	D:ALLOCATION FACTOR		0.00	185.62	
GJ	LD	001679	12-05	419400	7/13/2005	D:ALLOCATION FACTOR		0.00	102.68	
GJ	LD	001717	01-06	419400	8/17/2005	D:ALLOCATION FACTOR		0.00	198.04	
GJ	LD	001740	02-06	419400	9/12/2005	D:ALLOCATION FACTOR		0.00	113.47	
GJ	LD	001775	03-06	419400	10/19/2005	D:ALLOCATION FACTOR		0.00	180.13	
GJ	LD	001805	04-06	419400	11/10/2005	D:ALLOCATION FACTOR		0.00	78.37	
GJ	LD	001837	05-06	419400	12/13/2005	D:ALLOCATION FACTOR		0.00	263.20	
GJ	LD	001865	06-06	419400	1/10/2006	D:ALLOCATION FACTOR		0.00	99.21	
Acct: 419400 INTEREST REV.FUND FARMERS BANK Sub: 30										
GJ	LD	001520	07-05	419400	2/3/2005	D:ALLOCATION FACTOR		0.00	213.07	
GJ	LD	001545	08-05	419400	3/4/2005	D:ALLOCATION FACTOR		0.00	77.84	
GJ	LD	001580	09-05	419400	4/5/2005	D:ALLOCATION FACTOR		0.00	282.60	
GJ	LD	001611	10-05	419400	5/6/2005	D:ALLOCATION FACTOR		0.00	77.66	

Water

Cable

Date: Monday, December 04, 2006
 Time: 11:51AM
 User: staylor

Frankfort Plant Board
Detail General Ledger - Standard
 Periods: 07-05 Through 06-06 As of: 12/31/2006 Ledger ID: 00001

Page: 132 of 315
 Report: 01620.rpt
 Company: 00001

Acct:	Jrnl	Tran	Bat	Per	Reference	Tran	Description	Beginning Balance	Debit Amount	Credit Amount	Ending Balance	
	Type	Type	Nbr	Ent	Nbr	Date						
	GJ	LD	001641	11-05	419400	6/2/2005	D:ALLOCATION FACTOR		0.00	247.25		
	GJ	LD	001679	12-05	419400	7/13/2005	D:ALLOCATION FACTOR		0.00	136.77		
	GJ	LD	001717	01-06	419400	8/17/2005	D:ALLOCATION FACTOR		0.00	263.81		
	GJ	LD	001740	02-06	419400	9/12/2005	D:ALLOCATION FACTOR		0.00	151.16		
	GJ	LD	001775	03-06	419400	10/19/2005	D:ALLOCATION FACTOR		0.00	239.96		
	GJ	LD	001805	04-06	419400	11/10/2005	D:ALLOCATION FACTOR		0.00	104.39		
	GJ	LD	001837	05-06	419400	12/13/2005	D:ALLOCATION FACTOR		0.00	350.62		
	GJ	LD	001865	06-06	419400	1/10/2006	D:ALLOCATION FACTOR		0.00	132.15		
	General											
Acct: 419400	INTEREST REV FUND FARMERS BANK Sub: 40											
GJ	GL		001510	07-05	SE07-2	2/1/2005	INTEREST INCOME		0.00	1,193.66		
GJ	LS		001520	07-05	419400	2/3/2005	S:ALLOCATION FACTOR		1,193.66	0.00		
GJ	GL		001534	08-05	SE08-2	3/1/2005	INTEREST INCOME		0.00	436.09		
GJ	LS		001545	08-05	419400	3/4/2005	S:ALLOCATION FACTOR		436.09	0.00		
GJ	GL		001568	09-05	SE09-2	4/1/2005	INTEREST INCOME		0.00	1,583.19		
GJ	LS		001580	09-05	419400	4/5/2005	S:ALLOCATION FACTOR		1,583.19	0.00		
GJ	GL		001597	10-05	SE10-2	5/2/2005	INTEREST INCOME		0.00	435.12		
GJ	LS		001611	10-05	419400	5/6/2005	S:ALLOCATION FACTOR		435.12	0.00		
GJ	GL		001635	11-05	SE11-2	6/1/2005	INTEREST INCOME		0.00	1,385.20		
GJ	LS		001641	11-05	419400	6/2/2005	S:ALLOCATION FACTOR		1,385.20	0.00		
GJ	GL		001664	12-05	SE12-2	7/6/2005	INTEREST INCOME		0.00	766.25		
GJ	LS		001679	12-05	419400	7/13/2005	S:ALLOCATION FACTOR		766.25	0.00		
GJ	GL		001698	01-06	SE01-2	8/3/2005	INTEREST INCOME		0.00	1,477.92		
GJ	LS		001717	01-06	419400	8/17/2005	S:ALLOCATION FACTOR		1,477.92	0.00		
GJ	GL		001727	02-06	SE02-2	9/12/2005	INTEREST INCOME		0.00	846.82		
GJ	LS		001740	02-06	419400	9/12/2005	S:ALLOCATION FACTOR		846.82	0.00		
GJ	GL		001764	03-06	SE03-2	10/11/2005	INTEREST INCOME		0.00	1,344.29		
GJ	LS		001775	03-06	419400	10/19/2005	S:ALLOCATION FACTOR		1,344.29	0.00		
GJ	GL		001789	04-06	SE04-2	11/3/2005	INTEREST INCOME		0.00	584.82		
GJ	LS		001805	04-06	419400	11/10/2005	S:ALLOCATION FACTOR		584.82	0.00		
GJ	GL		001825	05-06	SE05-2	12/6/2005	INTEREST INCOME		0.00	1,964.21		
GJ	LS		001837	05-06	419400	12/13/2005	S:ALLOCATION FACTOR		1,964.21	0.00		
GJ	GL		001850	06-06	SE06-2	1/4/2006	INTEREST INCOME		0.00	740.35		
GJ	LS		001865	06-06	419400	1/10/2006	S:ALLOCATION FACTOR		740.35	0.00		
	Acct: 419400 Total								3,217.83	12,757.92	25,515.84	15,975.75 ***
Acct: 419450	INTEREST REVENUE FUND STATE NA Sub: 10											
GJ	LD		001520	07-05	41945	2/3/2005	D:ALLOCATION FACTOR		0.00	16.24		
GJ	LD		001545	08-05	41945	3/4/2005	D:ALLOCATION FACTOR		0.00	1,106.37		
	Acct: 419450 Total								0.00	0.00	1,122.61	1,122.61

Date: Monday, December 04, 2006
 Time: 11:51AM
 User: staylor

Frankfort Plant Board
Detail General Ledger - Standard
 Periods: 07-05 Through 06-06 As of: 12/3/2006 Ledger ID: 00001

Page: 133 of 315
 Report: 01620.rpt
 Company: 00001

Acct:	Jrnl	Tran	Bat	Per	Ent	Reference	Tran	Tran	Description	Beginning	Debit	Credit	Ending
	Type	Type	Nbr	Nbr	Nbr		Date			Balance	Amount	Amount	Balance
Acct: 419450	GJ	LD	001580	09-05		41945	4/5/2005		D.ALLOCATION FACTOR	0.00	0.00	140.39	
	GJ	LD	001611	10-05		41945	5/6/2005		D.ALLOCATION FACTOR	0.00	0.00	881.65	
	GJ	LD	001641	11-05		41945	6/2/2005		D.ALLOCATION FACTOR	0.00	0.00	420.01	
	GJ	LD	001679	12-05		41945	7/13/2005		D.ALLOCATION FACTOR	0.00	0.00	1,126.96	
	GJ	LD	001717	01-06		41945	8/17/2005		D.ALLOCATION FACTOR	0.00	0.00	269.97	
	GJ	LD	001740	02-06		41945	9/12/2005		D.ALLOCATION FACTOR	0.00	0.00	1,427.24	
	GJ	LD	001775	03-06		41945	10/19/2005		D.ALLOCATION FACTOR	0.00	0.00	43.05	
	GJ	LD	001805	04-06		41945	11/10/2005		D.ALLOCATION FACTOR	0.00	0.00	812.21	
	GJ	LD	001837	05-06		41945	12/13/2005		D.ALLOCATION FACTOR	0.00	0.00	162.49	
	GJ	LD	001865	06-06		41945	1/10/2006		D.ALLOCATION FACTOR	0.00	0.00	1,722.96	
Acct: 419450	GJ	LD	001520	07-05		41945	2/3/2005		D.ALLOCATION FACTOR	0.00	0.00	3.17	
	GJ	LD	001545	08-05		41945	3/4/2005		D.ALLOCATION FACTOR	0.00	0.00	215.64	
	GJ	LD	001580	09-05		41945	4/5/2005		D.ALLOCATION FACTOR	0.00	0.00	27.36	
	GJ	LD	001611	10-05		41945	5/6/2005		D.ALLOCATION FACTOR	0.00	0.00	171.84	
	GJ	LD	001641	11-05		41945	6/2/2005		D.ALLOCATION FACTOR	0.00	0.00	81.86	
	GJ	LD	001679	12-05		41945	7/13/2005		D.ALLOCATION FACTOR	0.00	0.00	219.66	
	GJ	LD	001717	01-06		41945	8/17/2005		D.ALLOCATION FACTOR	0.00	0.00	52.62	
	GJ	LD	001740	02-06		41945	9/12/2005		D.ALLOCATION FACTOR	0.00	0.00	278.18	
	GJ	LD	001775	03-06		41945	10/19/2005		D.ALLOCATION FACTOR	0.00	0.00	8.39	
	GJ	LD	001805	04-06		41945	11/10/2005		D.ALLOCATION FACTOR	0.00	0.00	158.31	
Acct: 419450	GJ	LD	001837	05-06		41945	12/13/2005		D.ALLOCATION FACTOR	0.00	0.00	31.67	
	GJ	LD	001865	06-06		41945	1/10/2006		D.ALLOCATION FACTOR	0.00	0.00	335.82	
	INTEREST REVENUE FUND STATE NA Sub: 30												
	GJ	LD	001520	07-05		41945	2/3/2005		D.ALLOCATION FACTOR	0.00	0.00	4.21	
	GJ	LD	001545	08-05		41945	3/4/2005		D.ALLOCATION FACTOR	0.00	0.00	287.26	
	GJ	LD	001580	09-05		41945	4/5/2005		D.ALLOCATION FACTOR	0.00	0.00	36.45	
	GJ	LD	001611	10-05		41945	5/6/2005		D.ALLOCATION FACTOR	0.00	0.00	228.91	
	GJ	LD	001641	11-05		41945	6/2/2005		D.ALLOCATION FACTOR	0.00	0.00	109.06	
	GJ	LD	001679	12-05		41945	7/13/2005		D.ALLOCATION FACTOR	0.00	0.00	292.60	
	GJ	LD	001717	01-06		41945	8/17/2005		D.ALLOCATION FACTOR	0.00	0.00	70.09	
Acct: 419450	GJ	LD	001740	02-06		41945	9/12/2005		D.ALLOCATION FACTOR	0.00	0.00	370.56	
	GJ	LD	001775	03-06		41945	10/19/2005		D.ALLOCATION FACTOR	0.00	0.00	11.18	
	GJ	LD	001805	04-06		41945	11/10/2005		D.ALLOCATION FACTOR	0.00	0.00	210.87	
	GJ	LD	001837	05-06		41945	12/13/2005		D.ALLOCATION FACTOR	0.00	0.00	42.19	
	GJ	LD	001865	06-06		41945	1/10/2006		D.ALLOCATION FACTOR	0.00	0.00	447.34	
	INTEREST REVENUE FUND STATE NA Sub: 40												
	GJ	GL	001510	07-05		SE07-2	2/1/2005		INTEREST INCOME	0.00	0.00	23.62	

Date: Monday, December 04, 2006
 Time: 11:51AM
 User: staylor

Periods: 07-05 Through 06-06 As of: 12/31/2006 Ledger ID: 00001

Frankfort Plant Board
Detail General Ledger - Standard

Page: 134 of 315
 Report: 01620.rpt
 Company: 00001

Jrnl	Tran	Bat	Per	Reference	Tran	Tran	Beginning	Debit	Credit	Ending
Type	Type	Nbr	Ent	Nbr	Date	Description	Balance	Amount	Amount	Balance
GJ	LS	001520	07-05	41945	2/3/2005	S:ALLOCATION FACTOR		23.62	0.00	
GJ	GL	001534	08-05	SE08-2	3/1/2005	INTEREST INCOME		0.00	1,609.27	
GJ	LS	001545	08-05	41945	3/4/2005	S:ALLOCATION FACTOR		1,609.27	0.00	
GJ	GL	001568	09-05	SE09-2	4/1/2005	INTEREST INCOME		0.00	204.20	
GJ	LS	001580	09-05	41945	4/5/2005	S:ALLOCATION FACTOR		204.20	0.00	
GJ	GL	001597	10-05	SE10-2	5/2/2005	INTEREST INCOME		0.00	1,282.40	
GJ	LS	001611	10-05	41945	5/6/2005	S:ALLOCATION FACTOR		1,282.40	0.00	
GJ	GL	001635	11-05	SE11-2	6/1/2005	INTEREST INCOME		0.00	610.93	
GJ	LS	001641	11-05	41945	6/2/2005	S:ALLOCATION FACTOR		610.93	0.00	
GJ	GL	001664	12-05	SE12-2	7/6/2005	INTEREST INCOME		0.00	1,639.22	
GJ	LS	001679	12-05	41945	7/13/2005	S:ALLOCATION FACTOR		1,639.22	0.00	
GJ	GL	001698	01-06	SE01-2	8/3/2005	INTEREST INCOME		0.00	392.68	
GJ	LS	001717	01-06	41945	8/17/2005	S:ALLOCATION FACTOR		392.68	0.00	
GJ	GL	001727	02-06	SE02-2	9/2/2005	INTEREST INCOME		0.00	2,075.98	
GJ	LS	001740	02-06	41945	9/12/2005	S:ALLOCATION FACTOR		2,075.98	0.00	
GJ	GL	001764	03-06	SE03-2	10/11/2005	INTEREST INCOME		0.00	62.62	
GJ	LS	001775	03-06	41945	10/19/2005	S:ALLOCATION FACTOR		62.62	0.00	
GJ	GL	001789	04-06	SE04-2	11/3/2005	INTEREST INCOME		0.00	1,181.39	
GJ	LS	001805	04-06	41945	11/10/2005	S:ALLOCATION FACTOR		1,181.39	0.00	
GJ	GL	001825	05-06	SE05-2	12/6/2005	INTEREST INCOME		0.00	236.35	
GJ	LS	001837	05-06	41945	12/13/2005	S:ALLOCATION FACTOR		236.35	0.00	
GJ	GL	001850	06-06	SE06-2	1/4/2006	INTEREST INCOME		0.00	2,506.12	
GJ	LS	001865	06-06	41945	1/10/2006	S:ALLOCATION FACTOR		2,506.12	0.00	
Acct 419450 Total							3,102.19	11,824.78	23,649.56	14,926.97 ***
Acct: 419500 INTEREST CLUBHOUSE FUND							Sub: 10	Electric		
GJ	LD	001520	07-05	4195	2/3/2005	D:ALLOCATION FACTOR		0.00	11.76	
GJ	LD	001545	08-05	4195	3/4/2005	D:ALLOCATION FACTOR		0.00	11.93	
GJ	LD	001580	09-05	4195	4/5/2005	D:ALLOCATION FACTOR		0.00	220.07	
GJ	LD	001611	10-05	4195	5/6/2005	D:ALLOCATION FACTOR		0.00	13.42	
GJ	LD	001641	11-05	4195	6/2/2005	D:ALLOCATION FACTOR		0.00	12.83	
GJ	LD	001679	12-05	4195	7/13/2005	D:ALLOCATION FACTOR		0.00	12.52	
GJ	LD	001717	01-06	4195	8/17/2005	D:ALLOCATION FACTOR		0.00	14.07	
GJ	LD	001740	02-06	4195	9/12/2005	D:ALLOCATION FACTOR		0.00	81.49	
GJ	LD	001775	03-06	4195	10/19/2005	D:ALLOCATION FACTOR		0.00	36.35	
GJ	LD	001805	04-06	4195	11/10/2005	D:ALLOCATION FACTOR		0.00	51.92	
GJ	LD	001837	05-06	4195	12/13/2005	D:ALLOCATION FACTOR		0.00	151.40	
GJ	LD	001865	06-06	4195	1/10/2006	D:ALLOCATION FACTOR		0.00	13.32	

Date: Monday, December 04, 2006
 Time: 11:51AM
 User: staylor

Frankfort Plant Board
 Detail General Ledger - Standard
 Periods: 07-05 Through 06-06 As of: 12/31/2006 Ledger ID: 00001

Page: 136 of 315
 Report: 01620.rpt
 Company: 00001

Jrnl	Tran	Bat	Per	Reference	Tran	Description	Beginning Balance	Debit Amount	Credit Amount	Ending Balance		
GJ	LS	001679	12-05	4195	7/13/2005	S:ALLOCATION FACTOR		33.81	0.00	33.81		
GJ	GL	001698	01-06	SE01-2	8/3/2005	INTEREST INCOME		0.00	38.00	38.00		
GJ	LS	001717	01-06	4195	8/17/2005	S:ALLOCATION FACTOR		0.00	220.13	220.13		
GJ	GL	001727	02-06	SE02-2	9/2/2005	INTEREST INCOME		220.13	0.00	0.00		
GJ	LS	001740	02-06	4195	9/12/2005	S:ALLOCATION FACTOR		0.00	98.20	98.20		
GJ	GL	001764	03-06	SE03-2	10/11/2005	INTEREST INCOME		98.20	0.00	0.00		
GJ	LS	001775	03-06	4195	10/19/2005	S:ALLOCATION FACTOR		0.00	140.24	140.24		
GJ	GL	001789	04-06	SE04-2	11/3/2005	INTEREST INCOME		140.24	0.00	0.00		
GJ	LS	001805	04-06	4195	11/10/2005	S:ALLOCATION FACTOR		0.00	408.96	408.96		
GJ	GL	001825	05-06	SE05-2	12/6/2005	INTEREST INCOME		408.96	0.00	0.00		
GJ	LS	001837	05-06	4195	12/13/2005	S:ALLOCATION FACTOR		0.00	35.98	35.98		
GJ	GL	001850	06-06	SE06-2	1/4/2006	INTEREST INCOME		35.98	0.00	0.00		
GJ	LS	001865	06-06	4195	1/10/2006	S:ALLOCATION FACTOR		0.00	1,704.68	1,704.68		
							Acct	419500	527.94	1,704.68	3,409.36	2,332.62 ***
								Total				

Acct: 419550 INTEREST REV FUND REPUBLIC BAN Sub: 10
 Electric

GJ	LD	001520	07-05	41955	2/3/2005	D:ALLOCATION FACTOR		0.00	1.71	1.71
GJ	LD	001545	08-05	41955	3/4/2005	D:ALLOCATION FACTOR		0.00	1.58	1.58
GJ	LD	001580	09-05	41955	4/5/2005	D:ALLOCATION FACTOR		0.00	1.80	1.80
GJ	LD	001611	10-05	41955	5/6/2005	D:ALLOCATION FACTOR		0.00	1.81	1.81
GJ	LD	001641	11-05	41955	6/2/2005	D:ALLOCATION FACTOR		0.00	1.93	1.93
GJ	LD	001679	12-05	41955	7/13/2005	D:ALLOCATION FACTOR		0.00	2.02	2.02
GJ	LD	001717	01-06	41955	8/17/2005	D:ALLOCATION FACTOR		0.00	2.04	2.04
GJ	LD	001740	02-06	41955	9/12/2005	D:ALLOCATION FACTOR		0.00	0.56	0.56
GJ	LD	001775	03-06	41955	10/19/2005	D:ALLOCATION FACTOR		0.00	0.19	0.19
GJ	LD	001805	04-06	41955	11/10/2005	D:ALLOCATION FACTOR		0.00	0.25	0.25
GJ	LD	001837	05-06	41955	12/13/2005	D:ALLOCATION FACTOR		0.00	0.32	0.32
GJ	LD	001865	06-06	41955	1/10/2006	D:ALLOCATION FACTOR		0.00	0.33	0.33
							Water			
							Acct: 419550 INTEREST REV FUND REPUBLIC BAN Sub: 20			
GJ	LD	001520	07-05	41955	2/3/2005	D:ALLOCATION FACTOR		0.00	0.31	0.31
GJ	LD	001545	08-05	41955	3/4/2005	D:ALLOCATION FACTOR		0.00	0.35	0.35
GJ	LD	001580	09-05	41955	4/5/2005	D:ALLOCATION FACTOR		0.00	0.35	0.35
GJ	LD	001611	10-05	41955	5/6/2005	D:ALLOCATION FACTOR		0.00	0.38	0.38
GJ	LD	001641	11-05	41955	6/2/2005	D:ALLOCATION FACTOR		0.00	0.37	0.37
GJ	LD	001679	12-05	41955	7/13/2005	D:ALLOCATION FACTOR		0.00	0.39	0.39
GJ	LD	001717	01-06	41955	8/17/2005	D:ALLOCATION FACTOR		0.00	0.40	0.40
GJ	LD	001740	02-06	41955	9/12/2005	D:ALLOCATION FACTOR		0.00	0.11	0.11
GJ	LD	001775	03-06	41955	10/19/2005	D:ALLOCATION FACTOR		0.00		

Date: Monday, December 04, 2006
 Time: 11:51AM
 User: staylor

Periods: 07-05 Through 06-06 As of: 12/31/2006 Ledger ID: 00001

Frankfort Plant Board
Detail General Ledger - Standard

Page: 137 of 315
 Report: 01620.rpt
 Company: 00001

Jrnl	Tran	Bat	Per	Reference	Tran	Tran	Description	Beginning Balance	Debit Amount	Credit Amount	Ending Balance
GJ	LD	001805	04-06	41955	11/10/2005		D:ALLOCATION FACTOR		0.00	0.04	
GJ	LD	001837	05-06	41955	12/13/2005		D:ALLOCATION FACTOR		0.00	0.05	
GJ	LD	001865	06-06	41955	1/10/2006		D:ALLOCATION FACTOR		0.00	0.06	
Cable											
Acct: 419550	INTEREST REV FUND REPUBLIC BAN Sub: 30										
GJ	LD	001520	07-05	41955	2/3/2005		D:ALLOCATION FACTOR		0.00	0.44	
GJ	LD	001545	08-05	41955	3/4/2005		D:ALLOCATION FACTOR		0.00	0.41	
GJ	LD	001580	09-05	41955	4/5/2005		D:ALLOCATION FACTOR		0.00	0.47	
GJ	LD	001611	10-05	41955	5/6/2005		D:ALLOCATION FACTOR		0.00	0.47	
GJ	LD	001641	11-05	41955	6/2/2005		D:ALLOCATION FACTOR		0.00	0.49	
GJ	LD	001679	12-05	41955	7/13/2005		D:ALLOCATION FACTOR		0.00	0.53	
GJ	LD	001717	01-06	41955	8/17/2005		D:ALLOCATION FACTOR		0.00	0.53	
GJ	LD	001740	02-06	41955	9/12/2005		D:ALLOCATION FACTOR		0.00	0.14	
GJ	LD	001775	03-06	41955	10/19/2005		D:ALLOCATION FACTOR		0.00	0.05	
GJ	LD	001805	04-06	41955	11/10/2005		D:ALLOCATION FACTOR		0.00	0.07	
GJ	LD	001837	05-06	41955	12/13/2005		D:ALLOCATION FACTOR		0.00	0.07	
GJ	LD	001865	06-06	41955	1/10/2006		D:ALLOCATION FACTOR		0.00	0.09	
General											
Acct: 419550	INTEREST REV FUND REPUBLIC BAN Sub: 40										
GJ	GL	001510	07-05	SE07-2	2/1/2005		INTEREST INCOME		0.00	2.48	
GJ	LS	001520	07-05	41955	2/3/2005		S:ALLOCATION FACTOR		2.48	0.00	
GJ	GL	001534	08-05	SE08-2	3/1/2005		INTEREST INCOME		0.00	2.30	
GJ	LS	001545	08-05	41955	3/4/2005		S:ALLOCATION FACTOR		2.30	0.00	
GJ	LS	001568	09-05	SE09-2	4/1/2005		INTEREST INCOME		0.00	2.62	
GJ	GL	001580	09-05	41955	4/5/2005		S:ALLOCATION FACTOR		0.00	2.63	
GJ	LS	001597	10-05	SE10-2	5/2/2005		INTEREST INCOME		2.63	0.00	
GJ	GL	001611	10-05	41955	5/6/2005		S:ALLOCATION FACTOR		0.00	2.80	
GJ	LS	001635	11-05	SE11-2	6/1/2005		INTEREST INCOME		0.00	2.80	
GJ	GL	001641	11-05	41955	6/2/2005		S:ALLOCATION FACTOR		2.80	0.00	
GJ	LS	001664	12-05	SE12-2	7/6/2005		INTEREST INCOME		0.00	2.79	
GJ	GL	001679	12-05	41955	7/13/2005		S:ALLOCATION FACTOR		2.79	0.00	
GJ	LS	001698	01-06	SE01-2	8/3/2005		INTEREST INCOME		0.00	2.94	
GJ	GL	001717	01-06	41955	8/17/2005		S:ALLOCATION FACTOR		2.94	0.00	
GJ	LS	001727	02-06	SE02-2	9/2/2005		INTEREST INCOME		0.00	2.97	
GJ	GL	001740	02-06	41955	9/12/2005		S:ALLOCATION FACTOR		2.97	0.00	
GJ	LS	001764	03-06	SE03-2	10/11/2005		INTEREST INCOME		0.00	0.81	
GJ	GL	001775	03-06	41955	10/19/2005		S:ALLOCATION FACTOR		0.81	0.00	
GJ	LS	001789	04-06	SE04-2	11/3/2005		INTEREST INCOME		0.00	0.28	
GJ	GL	001805	04-06	41955	11/10/2005		S:ALLOCATION FACTOR		0.28	0.00	
GJ	LS	001825	05-06	SE05-2	12/6/2005		INTEREST INCOME		0.00	0.37	
GJ	GL	001825	05-06	SE05-2	12/6/2005		S:ALLOCATION FACTOR		0.37	0.00	

Date: Monday, December 04, 2006
 Time: 11:51AM
 User: staylor

Frankfort Plant Board
Detail General Ledger - Standard
 Periods: 07-05 Through 06-06 As of: 12/3/2006 Ledger ID: 00001

Page: 138 of 315
 Report: 01620.rpt
 Company: 00001

Jrnl	Tran	Bat	Per	Ent	Reference	Tran	Tran	Beginning	Debit	Credit	Ending
Type	Type	Nbr	Nbr	Nbr	Nbr	Date	Description	Balance	Amount	Amount	Balance
GJ	LS	001837	05-06		41955	12/13/2005	S:ALLOCATION FACTOR		0.37	0.00	
GJ	GL	001850	06-06		SE06-2	1/4/2006	INTEREST INCOME		0.00	0.47	
GJ	LS	001865	06-06		41955	1/10/2006	S:ALLOCATION FACTOR		0.47	0.00	
Acct: 419550 Total								13.28	23.46	46.92	36.74 ***

Acct:	420100	BASIC SERVICE REVENUE										
GJ	GL	001509	07-05		CCB07	2/1/2005	cb-basic service		0.00	0.00	487,988.14	
GJ	GL	001537	08-05		CCB08	3/3/2005	CABLE BILL/BASIC SERVICE		0.00	0.00	492,640.47	
GJ	GL	001581	09-05		JE09-1	4/5/2005	TO CORRECT PENALTY CHGS		9,132.68	489,746.95		
GJ	GL	001608	10-05		FSN10	5/5/2005	APRIL FSN		150.00	487,572.98		
GJ	GL	001636	11-05		JE11-1	6/1/2005	CORRECT JAN,FEB,APR CABLE PENL		0.00	480,168.50		
GJ	GL	001659	12-05		CB12	6/30/2005	CABLE BILLING FOR JUNE		304.66	479,751.19		
GJ	GL	001702	01-06		JE01-1	8/8/2005	TO ADJUST CABLE REVENUE		611.21	495,963.10		
GJ	GL	001731	02-06		CB02	9/7/2005	AUGUST CABLE BILLING		323.35	494,360.59		
GJ	GL	001767	03-06		CB03	10/15/2005	SEPTEMBER CABLE BILLING		196.11	493,029.49		
GJ	GL	001785	04-06		CB04	11/2/2005	OCTOBER CABLE BILLING		150.76	491,075.85		
GJ	GL	001819	05-06		CB05	12/3/2005	NOVEMBER CABLE BILLING		310.34	491,136.34		
GJ	GL	001858	06-06		CB06	1/6/2006	DECEMBER CABLE BILLING		0.00	489,495.48		
Acct: 420100 Sub: 40								General	0.00	0.00	0.00	
Sub: 30								Cable	0.00	0.00	0.00	
Acct: 420100 Total								2,893,154.84	41,279.70	5,872,929.08	8,724,804.22 ***	

Acct:	420150	DIGITAL BASIC REVENUE										
GJ	GL	001509	07-05		FSN07	2/1/2005	fn-digital billing		0.00	0.00	29,834.98	
GJ	GL	001541	08-05		FSN08	3/3/2005	DIG BILLING/DIG BILL		0.00	0.00	30,694.80	
GJ	GL	001573	09-05		FSN10	4/5/2005	DIGITAL BILLING FOR MARCH		0.00	30,384.09		
GJ	GL	001608	10-05		FSN11	5/5/2005	APRIL FSN		0.00	30,629.43		
GJ	GL	001628	11-05		FSN12	5/31/2005	MAY FSN		0.00	30,261.12		
GJ	GL	001671	12-05		FSN12	7/1/2005	FSN FOR JUNE		635.74	31,102.12		
GJ	GL	001702	01-06		JE01-1	8/8/2005	TO ADJUST FSN REVENUE		0.00	31,772.34		
GJ	GL	001735	02-06		FSN02	9/7/2005	AUGUST FSN BILLING		0.00	32,299.79		
GJ	GL	001770	03-06		FSN03	10/18/2005	SEPTEMBER FSN BILLING		164.92	32,240.02		
GJ	GL	001786	04-06		FSN04	11/2/2005	OCTOBER FSN BILLING		30.58	34,086.89		
Acct: 420150 Sub: 30								fn-digital billing	0.00	0.00	29,834.98	
Sub: 30								DIG BILLING/DIG BILL	0.00	0.00	30,694.80	
Sub: 30								DIGITAL BILLING FOR MARCH	0.00	30,384.09		
Sub: 30								APRIL FSN	0.00	30,629.43		
Sub: 30								MAY FSN	0.00	30,261.12		
Sub: 30								FSN FOR JUNE	635.74	31,102.12		
Sub: 30								TO ADJUST FSN REVENUE	0.00	31,772.34		
Sub: 30								AUGUST FSN BILLING	0.00	32,299.79		
Sub: 30								SEPTEMBER FSN BILLING	164.92	32,240.02		
Sub: 30								OCTOBER FSN BILLING	30.58	34,086.89		
Acct: 420150 Total								2,893,154.84	41,279.70	5,872,929.08	8,724,804.22 ***	

Date: Monday, December 04, 2006
 Time: 11:51AM
 User: staylor

Frankfort Plant Board
Detail General Ledger - Standard
 Periods: 07-06 Through 06-06 As of: 12/3/2006 Ledger ID: 00001

Jrnl	Tran	Bat	Per	Reference	Tran	Description	Beginning Balance	Debit Amount	Credit Amount	Ending Balance
GJ	GL	001820	05-06	FSN05	12/3/2005	NOVEMBER FSN BILLING		5.62	36,820.52	
GJ	GL	001862	06-06	FSN06	1/9/2006	DECEMBER FSN		0.00	37,576.31	
					Acct 420150	Total	166,078.22	836.86	387,702.41	552,943.77 ***

Acct:	420160	DIGITAL PAY REVENUE	Sub: 30							
GJ	GL	001509	07-05	FSN07	2/1/2005	fsn-digital pay		0.00	922.79	
GJ	GL	001541	08-05	FSN08	3/3/2005	DIG BILLING/DIGITAL PAY		0.00	912.83	
GJ	GL	001573	09-05		4/5/2005	DIGITAL BILLING FOR MARCH		0.00	887.83	
GJ	GL	001608	10-05	FSN10	5/5/2005	APRIL DIGITAL BILLING		0.00	901.93	
GJ	GL	001628	11-05	FSN11	5/31/2005	MAY FSN		0.00	883.05	
GJ	GL	001671	12-05	FSN12	7/1/2005	FSN FOR JUNE		0.00	888.20	
GJ	GL	001697	01-06	FSN01	8/2/2005	JULY FSN BILLING		0.00	919.59	
GJ	GL	001735	02-06	FSN02	9/7/2005	AUGUST FSN BILLING		0.00	904.39	
GJ	GL	001770	03-06	FSN03	10/1/2005	SEPTEMBER FSN BILLING		0.00	881.06	
GJ	GL	001786	04-06	FSN04	11/2/2005	OCTOBER FSN BILLING		0.00	933.47	
GJ	GL	001820	05-06	FSN05	12/3/2005	NOVEMBER FSN BILLING		0.00	935.15	
GJ	GL	001862	06-06	FSN06	1/9/2006	DECEMBER FSN		0.00	922.74	
					Acct 420160	Total	5,541.05	0.00	10,893.03	16,434.08 ***

Acct:	420175	PAY PER VIEW REVENUE	Sub: 30							
GJ	GL	001509	07-05	FSN07	2/1/2005	fsn-ppv		0.00	4,761.79	
GJ	GL	001541	08-05	FSN08	3/3/2005	DIG BILLING/PPV		0.00	3,598.81	
GJ	GL	001573	09-05		4/5/2005	DIGITAL BILLING FOR MARCH		0.00	2,997.54	
GJ	GL	001608	10-05	FSN10	5/5/2005	APRIL FSN		0.00	5,745.66	
GJ	GL	001628	11-05	FSN11	5/31/2005	MAY FSN		0.00	4,629.54	
GJ	GL	001671	12-05	FSN12	7/1/2005	FSN FOR JUNE		0.00	6,139.93	
GJ	GL	001702	01-06	JE01-1	8/8/2005	TO ADJUST FSN REVENUE		549.24	4,859.33	
GJ	GL	001735	02-06	FSN02	9/7/2005	AUGUST FSN BILLING		337.32	5,360.94	
GJ	GL	001770	03-06	FSN03	10/1/2005	SEPTEMBER FSN BILLING		40.21	3,415.22	
GJ	GL	001786	04-06	FSN04	11/2/2005	OCTOBER FSN BILLING		34.06	3,423.51	
GJ	GL	001820	05-06	FSN05	12/3/2005	NOVEMBER FSN BILLING		0.00	4,083.29	
GJ	GL	001862	06-06	FSN06	1/9/2006	DECEMBER FSN		11.97	4,007.68	
					Acct 420175	Total	30,463.21	972.80	53,023.24	82,513.65 ***

Acct:	420200	H B O SERVICE FEES	Sub: 30							
GJ	GL	001509	07-05	CCB07	2/1/2005	cb-hbo		0.00	45,330.79	
GJ	GL	001537	08-05	CCB08	3/3/2005	CABLE BILL/HBO		0.00	46,014.35	
GJ	GL	001572	09-05		4/5/2005	CABLE BILLING		0.00	45,825.26	
GJ	GL	001596	10-05	CCB10	5/2/2005	CABLE BILLING		0.00	42,654.77	

Date: Monday, December 04, 2006
 Time: 11:51AM
 User: staylor

Periods: 07-05 Through 06-06 As of: 12/3/2006 Ledger ID: 00001

Frankfort Plant Board Detail General Ledger - Standard

Page: 140 of 315
 Report: 01620.rpt
 Company: 00001

Jrnl	Tran	Bat	Per	Reference	Tran	Description	Beginning Balance	Debit Amount	Credit Amount	Ending Balance
Type	Type	Nbr	Ent	Nbr	Date					
GJ	GL	001626	11-05	CB11	5/31/2005	MAY CABLE BILLING	0.00	0.00	44,260.45	
GJ	GL	001659	12-05	CB12	6/30/2005	CABLE BILLING FOR JUNE	0.00	0.00	44,045.84	
GJ	GL	001696	01-06	CB01	8/2/2005	JULY CABLE BILLING	0.00	0.00	43,581.95	
GJ	GL	001731	02-06	CB02	9/7/2005	AUGUST CABLE BILLING	4.55	4.55	43,111.64	
GJ	GL	001767	03-06	CB03	10/15/2005	SEPTEMBER CABLE BILLING	6.40	6.40	42,525.74	
GJ	GL	001785	04-06	CB04	11/2/2005	OCTOBER CABLE BILLING	3.41	3.41	41,933.81	
GJ	GL	001819	05-06	CB05	12/3/2005	NOVEMBER CABLE BILLING	10.15	10.15	41,914.45	
GJ	GL	001858	06-06	CB06	1/6/2006	DECEMBER CABLE BILLING	0.00	0.00	41,141.68	
Acct 420200 Total							277,451.29	24.51	522,340.73	799,767.51 ***

Acct:	420300	T M C SERVICE FEES	Sub:	30	Cable				
GJ	GL	001509	07-05	CCB07	2/1/2005	cb-tmc	0.00	0.00	6,259.25
GJ	GL	001537	08-05	CCB08	3/3/2005	CABLE BILL/TMC	0.00	0.00	6,126.47
GJ	GL	001572	09-05		4/5/2005	CABLE BILLING	0.00	0.00	6,120.77
GJ	GL	001596	10-05	CCB10	5/2/2005	CABLE BILLING	0.00	0.00	6,183.27
GJ	GL	001626	11-05	CB11	5/31/2005	MAY CABLE BILLING	0.00	0.00	6,056.74
GJ	GL	001659	12-05	CB12	6/30/2005	CABLE BILLING FOR JUNE	0.00	0.00	6,027.44
GJ	GL	001696	01-06	CB01	8/2/2005	JULY CABLE BILLING	0.00	0.00	5,943.69
GJ	GL	001731	02-06	CB02	9/7/2005	AUGUST CABLE BILLING	0.00	0.00	5,857.11
GJ	GL	001767	03-06	CB03	10/15/2005	SEPTEMBER CABLE BILLING	0.00	0.00	5,766.18
GJ	GL	001785	04-06	CB04	11/2/2005	OCTOBER CABLE BILLING	3.72	3.72	5,744.90
GJ	GL	001819	05-06	CB05	12/3/2005	NOVEMBER CABLE BILLING	0.00	0.00	5,728.28
GJ	GL	001858	06-06	CB06	1/6/2006	DECEMBER CABLE BILLING	0.00	0.00	5,713.77
Acct 420300 Total					38,297.85	3.72	71,527.87	109,822.00 ***	

Acct:	420500	EQUIPMENT RENTAL CHARGES	Sub:	30	Cable				
GJ	GL	001511	07-05	JE07-1	2/1/2005	SYS ERR DETAIL#SUMMARY	936,539.72	936,539.72	
GJ	GL	001541	08-05	FSN08	3/3/2005	SYS ERROR	954,897.07	954,897.07	
GJ	GL	001569	09-05	ARP09	4/1/2005	AR PENALTY&ADJ/DIGITAL BOX	953,371.64	953,371.64	
GJ	GL	001608	10-05	FSN10	5/5/2005	APRIL LOCAL BILLING	974,924.03	971,224.69	
GJ	GL	001628	11-05	FSN11	5/31/2005	MAY FSN	980,543.00	984,242.34	
GJ	GL	001672	12-05	JE12-1	7/12/2005	TO REC CABLE TAXES NOT ON SET	1,035,890.57	1,035,890.57	
Acct 420500 Total					0.00	5,836,166.03	5,836,166.03	0.00	

Acct:	420510	CONNECTION CHARGES	Sub:	30	Cable				
GJ	GL	001507	07-05	CR07	1/31/2005	CASH RECEIPTS JANUARY 05	0.00	0.00	7,360.00
GJ	GL	001530	08-05	CR08	3/1/2005	CASH RECEIPTS FEBRUARY	0.00	0.00	7,210.00
GJ	GL	001561	09-05	CR09	3/30/2005	CASH RECEIPTS MARCH	0.00	0.00	6,221.00
GJ	GL	001593	10-05	CR10	5/2/2005	CASH RECEIPTS APRIL	0.00	0.00	7,798.00

Date: Monday, December 04, 2006
 Time: 11:51AM
 User: staylor

Frankfort Plant Board
Detail General Ledger - Standard

Page: 141 of 315
 Report: 01620.rpt
 Company: 00001

Periods: 07-05 Through 06-06 As of: 12/3/2006 Ledger ID: 00001

Jrnl	Tran	Bat	Per	Ent	Reference	Tran	Tran	Description	Beginning Balance	Debit Amount	Credit Amount	Ending Balance
Type	Type	Nbr			Nbr	Date						
GJ	GL	001620	11-05		CR11	5/26/2005		CASH RECEIPTS MAY		0.00	7,554.00	
GJ	GL	001670	12-05		JE12-1	7/8/2005		TO ADJ CABLE CONN CHGS ON P&A		62,674.00	69,649.00	
GJ	GL	001702	01-06		JE01-1	8/8/2005		TO ADJUST FSN REVENUE		62.00	8,181.00	
GJ	GL	001734	02-06		JE02-1	9/7/2005		REV ADJ OF CAB CONN CHGS		48,846.00	67,538.00	
GJ	GL	001770	03-06		FSN03	10/18/2005		SEPTEMBER FSN BILLING		0.00	18,522.00	
AP	VO	043040	03-06		049714	9/26/2005		Summary Release		60.00	0.00	
GJ	GL	001781	04-06		CR04	10/30/2005		OCTOBER CASH RECEIPTS		0.00	17,339.00	
AP	VO	043700	04-06		050501	10/26/2005		Summary Release		60.00	0.00	
GJ	GL	001813	05-06		CR05	12/1/2005		NOVEMBER REVENUE SUMMARY		0.00	17,757.00	
AP	VO	044140	05-06		051006	11/18/2005		Summary Release		30.00	0.00	
GJ	GL	001862	06-06		FSN06	1/9/2006		DECEMBER FSN		0.00	15,730.00	
AP	VO	044534	06-06		051451	12/15/2005		Summary Release		90.00	0.00	
Acct: 420510 Total									44,990.24	111,822.00	250,859.00	184,027.24 ***

Jrnl	Tran	Bat	Per	Ent	Reference	Tran	Tran	Description	Beginning Balance	Debit Amount	Credit Amount	Ending Balance
Type	Type	Nbr			Nbr	Date						
Acct: 420520 PAY CHANNEL DISCOUNTS												
GJ	GL	001509	07-05		CCB07	2/1/2005		cb-discounts		16,409.43	0.00	
GJ	GL	001537	08-05		CCB08	3/3/2005		CABLE BILL/DISCOUNTS		16,287.08	0.00	
GJ	GL	001572	09-05		CCB10	4/5/2005		CABLE BILLING		16,135.20	0.00	
GJ	GL	001596	10-05		CCB11	5/2/2005		CABLE BILLING		16,197.97	0.00	
GJ	GL	001626	11-05		CB12	5/31/2005		MAY CABLE BILLING		15,933.31	0.00	
GJ	GL	001659	12-05		CB01	6/30/2005		CABLE BILLING FOR JUNE		15,817.21	0.00	
GJ	GL	001696	01-06		CB02	8/2/2005		JULY CABLE BILLING		15,622.35	0.00	
GJ	GL	001731	02-06		CB03	9/7/2005		AUGUST CABLE BILLING		15,414.24	0.00	
GJ	GL	001767	03-06		CB04	10/15/2005		SEPTEMBER CABLE BILLING		15,016.03	0.00	
GJ	GL	001785	04-06		CB05	11/2/2005		OCTOBER CABLE BILLING		14,833.11	0.00	
GJ	GL	001819	05-06		CB06	12/3/2005		NOVEMBER CABLE BILLING		14,985.96	0.00	
GJ	GL	001858	06-06		CB06	1/6/2006		DECEMBER CABLE BILLING		14,777.25	0.00	
Acct: 420520 Total									-99,956.17	187,429.14	0.00	-287,385.31 ***

Jrnl	Tran	Bat	Per	Ent	Reference	Tran	Tran	Description	Beginning Balance	Debit Amount	Credit Amount	Ending Balance
Type	Type	Nbr			Nbr	Date						
Acct: 420530 CABLE PENALTY CHARGES												
GJ	GL	001581	09-05		JE09-1	4/5/2005		TO CORRECT PENALTY CHGS		4.13	0.00	
GJ	GL	001608	10-05		FSN10	5/5/2005		APRIL DIGITAL BILLING		0.00	0.00	
GJ	GL	001636	11-05		JE11-1	6/1/2005		CORRECT JAN FEB APR CABLE PENL		54.02	9,132.68	
GJ	GL	001658	12-05		ARRP12	6/29/2005		JUNE A/R PENALTY & ADJ		0.00	40,194.82	
GJ	GL	001711	01-06		ARRP01	8/16/2005		JULY ADJUSTMENTS		0.00	9,850.91	
GJ	GL	001737	02-06		ARRP02	9/12/2005		AUGUST PENALTIES & ADJUSTMENTS		0.00	12,565.17	
GJ	GL	001773	03-06		ARRP03	10/19/2005		SEPTEMBER PENALTIES & ADJSMNTS		0.00	5,572.32	
Sub: 30									fsn-late charges	4.13	0.00	9,132.68
Sub: 30									fsn-late charges	0.00	0.00	0.00
Sub: 30									fsn-late charges	0.00	0.00	0.00

Date: Monday, December 04, 2006
 Time: 11:51AM
 User: staylor

Frankfort Plant Board
Detail General Ledger - Standard
 Periods: 07-05 Through 06-06 As of: 12/3/2006 Ledger ID: 00001

Page: 142 of 315
 Report: 01620.rpt
 Company: 00001

Jrnl	Tran	Bat	Per	Reference	Tran	Description	Beginning Balance	Debit	Credit	Ending Balance
Type	Type	Nbr	Ent	Nbr	Date			Amount	Amount	
GJ	GL	001802	04-06	ARPO5	11/10/2005	OCTOBER PENALTIES & ADJ		0.00	10,535.45	
GJ	GL	001831	05-06	ARPO5	12/9/2005	NOVEMBER PENALTIES & ADJUSTM		0.00	9,221.14	
GJ	GL	001863	06-06	ARPO6	1/9/2006	AR PENALTY&ADJ/PENALTY		0.00	8,620.64	
Acct 420530 Total								76.55	115,990.10	171,139.20 ***

Acct:	420600	SHOWTIME SERVICE REVENUE	Sub: 30							
GJ	GL	001509	07-05	CCB07	2/1/2005	cb-showtime		0.00	11,782.76	
GJ	GL	001537	08-05	CCB08	3/3/2005	CABLE BILL/SHOWTIME		0.00	11,632.66	
GJ	GL	001572	09-05		4/5/2005	CABLE BILLING		0.00	11,402.65	
GJ	GL	001596	10-05	CCB10	5/2/2005	CABLE BILLING		0.00	11,451.70	
GJ	GL	001626	11-05	CB11	5/31/2005	MAY CABLE BILLING		0.00	11,251.55	
GJ	GL	001659	12-05	CB12	6/30/2005	CABLE BILLING FOR JUNE		0.00	11,212.42	
GJ	GL	001696	01-06	CB01	8/2/2005	JULY CABLE BILLING		0.00	11,065.65	
GJ	GL	001731	02-06	CB02	9/7/2005	AUGUST CABLE BILLING		0.00	10,685.04	
GJ	GL	001767	03-06	CB03	10/15/2005	SEPTEMBER CABLE BILLING		0.00	10,409.61	
GJ	GL	001785	04-06	CB04	11/2/2005	OCTOBER CABLE BILLING		0.00	10,218.64	
GJ	GL	001819	05-06	CB05	12/3/2005	NOVEMBER CABLE BILLING		0.00	10,325.33	
GJ	GL	001858	06-06	CB06	1/6/2006	DECEMBER CABLE BILLING		6.80	10,255.04	
Acct 420600 Total								6.80	131,693.05	203,869.11 ***

Acct:	420700	CINEMAX SERVICE FEE	Sub: 30							
GJ	GL	001509	07-05	CCB07	2/1/2005	cb-cinemax		0.00	11,477.31	
GJ	GL	001537	08-05	CCB08	3/3/2005	CABLE BILL/CINEMAX		0.00	11,330.00	
GJ	GL	001572	09-05		4/5/2005	CABLE BILLING		0.00	11,205.84	
GJ	GL	001596	10-05	CCB10	5/2/2005	CABLE BILLING		0.00	11,199.96	
GJ	GL	001626	11-05	CB11	5/31/2005	MAY CABLE BILLING		0.00	11,053.12	
GJ	GL	001659	12-05	CB12	6/30/2005	CABLE BILLING FOR JUNE		0.00	11,011.89	
GJ	GL	001696	01-06	CB01	8/2/2005	JULY CABLE BILLING		0.00	10,858.57	
GJ	GL	001731	02-06	CB02	9/7/2005	AUGUST CABLE BILLING		0.00	10,675.50	
GJ	GL	001767	03-06	CB03	10/15/2005	SEPTEMBER CABLE BILLING		0.00	10,309.34	
GJ	GL	001785	04-06	CB04	11/2/2005	OCTOBER CABLE BILLING		10.15	10,112.84	
GJ	GL	001819	05-06	CB05	12/3/2005	NOVEMBER CABLE BILLING		0.00	10,283.24	
GJ	GL	001858	06-06	CB06	1/6/2006	DECEMBER CABLE BILLING		0.00	10,231.66	
Acct 420700 Total								10.15	129,749.27	200,595.80 ***

Acct:	420750	STARZ/ENCORE	Sub: 30							
GJ	GL	001509	07-05	CCB07	2/1/2005	cb-starz/enc		0.00	16,487.93	
GJ	GL	001537	08-05	CCB08	3/3/2005	CABLE BILL/STARZIENC		0.00	16,508.76	
GJ	GL	001572	09-05		4/5/2005	CABLE BILLING		0.00	16,404.98	

Date: Monday, December 04, 2006
 Time: 11:51AM
 User: staylor

Frankfort Plant Board
 Detail General Ledger - Standard
 Periods: 07-05 Through 06-06 As of: 12/3/2006 Ledger ID: 00001

Page: 143 of 315
 Report: 01620.rpt
 Company: 00001

Jrnl	Tran	Bat	Per	Reference	Tran	Description	Beginning Balance	Debit Amount	Credit Amount	Ending Balance
Type	Type	Nbr	Ent	Nbr	Date					
GJ	GL	001596	10-05	CCB10	5/2/2005	CABLE BILLING		0.00	16,280.04	16,280.04
GJ	GL	001626	11-05	CB11	5/31/2005	MAY CABLE BILLING		0.00	16,179.82	16,179.82
GJ	GL	001659	12-05	CB12	6/30/2005	CABLE BILLING FOR JUNE		0.00	16,045.66	16,045.66
GJ	GL	001696	01-06	CB01	8/2/2005	JULY CABLE BILLING		0.00	15,843.19	15,843.19
GJ	GL	001731	02-06	CB02	9/7/2005	AUGUST CABLE BILLING		0.00	15,670.01	15,670.01
GJ	GL	001767	03-06	CB03	10/15/2005	SEPTEMBER CABLE BILLING		0.00	15,462.14	15,462.14
GJ	GL	001785	04-06	CB04	11/2/2005	OCTOBER CABLE BILLING		0.00	15,233.75	15,233.75
GJ	GL	001819	05-06	CB05	12/3/2005	NOVEMBER CABLE BILLING		0.00	15,300.24	15,300.24
GJ	GL	001858	06-06	CB06	1/6/2006	DECEMBER CABLE BILLING		0.00	15,280.58	15,280.58
Acct 420750 Total							98,245.04	0.00	190,697.10	288,942.14 ***

Subj	30	cb-warr/enc	Cable
Acct 420760	WAM/ENCORE		
GJ	GL	001509	07-05 CCB07
GJ	GL	001537	08-05 CCB08
GJ	GL	001572	09-05
GJ	GL	001596	10-05 CCB10
GJ	GL	001626	11-05 CB11
GJ	GL	001659	12-05 CB12
GJ	GL	001696	01-06 CB01
GJ	GL	001731	02-06 CB02
GJ	GL	001767	03-06 CB03
GJ	GL	001785	04-06 CB04
GJ	GL	001819	05-06 CB05
GJ	GL	001858	06-06 CB06
Acct 420760 Total			
			950.70
			1,822.69
			2,773.39 ***

Subj	30	cb-warr/starz/enc	Cable
Acct 420770	WAM/STARZIENCORE		
GJ	GL	001509	07-05 CCB07
GJ	GL	001537	08-05 CCB08
GJ	GL	001572	09-05
GJ	GL	001596	10-05 CCB10
GJ	GL	001626	11-05 CB11
GJ	GL	001659	12-05 CB12
GJ	GL	001696	01-06 CB01
GJ	GL	001731	02-06 CB02
GJ	GL	001767	03-06 CB03
GJ	GL	001785	04-06 CB04
GJ	GL	001819	05-06 CB05
GJ	GL	001858	06-06 CB06
Acct 420770 Total			
			950.70
			1,822.69
			2,773.39 ***

Date: Monday, December 04, 2006
 Time: 11:51AM
 User: staylor

Jrnl	Tran	Bat	Per	Reference	Tran	Tran	Beginning	Debit	Credit	Ending
Type	Type	Nbr	Ent	Nbr	Date	Description	Balance	Amount	Amount	Balance

Acct: 420800 ENCORE SERVICE REVENUE							Sub: 30			
GJ	GL	001509	07-05	CCB07	2/1/2005	cb-encore		0.00	649.75	
GJ	GL	001537	08-05	CCB08	3/3/2005	CABLE BILL/ENCORE		0.00	644.45	
GJ	GL	001572	09-05		4/5/2005	CABLE BILLING		0.00	638.01	
GJ	GL	001596	10-05	CCB10	5/2/2005	CABLE BILLING		0.00	601.91	
GJ	GL	001626	11-05	CB11	5/31/2005	MAY CABLE BILLING		0.00	630.63	
GJ	GL	001659	12-05	CB12	6/30/2005	CABLE BILLING FOR JUNE		0.00	641.44	
GJ	GL	001696	01-06	CB01	8/2/2005	JULY CABLE BILLING		0.00	637.74	
GJ	GL	001731	02-06	CB02	9/7/2005	AUGUST CABLE BILLING		0.00	642.93	
GJ	GL	001767	03-06	CB03	10/15/2005	SEPTEMBER CABLE BILLING		0.00	640.22	
GJ	GL	001785	04-06	CB04	11/2/2005	OCTOBER CABLE BILLING		0.00	639.43	
GJ	GL	001819	05-06	CB05	12/3/2005	NOVEMBER CABLE BILLING		0.00	629.62	
GJ	GL	001858	06-06	CB06	1/6/2006	DECEMBER CABLE BILLING		0.00	627.53	
Acct: 420800 Total							4,121.39	0.00	7,623.66	11,745.05 ***

Acct: 420810 HOME SECURITY SERVICE							Sub: 30			
GJ	GL	001509	07-05	FSN07	2/1/2005	fsn-sec		0.00	11,424.60	
GJ	GL	001541	08-05	FSN08	3/3/2005	DIG BILLING/SEC		0.00	12,425.72	
GJ	GL	001573	09-05		4/5/2005	DIGITAL BILLING FOR MARCH		0.00	13,453.01	
GJ	GL	001608	10-05	FSN10	5/5/2005	APRIL FSN		0.00	13,789.29	
GJ	GL	001628	11-05	FSN11	5/31/2005	MAY FSN		0.00	12,928.76	
GJ	GL	001671	12-05	FSN12	7/1/2/2005	FSN FOR JUNE		0.00	12,952.27	
GJ	GL	001702	01-06	JE01-1	8/8/2005	TO ADJUST FSN REVENUE		59.75	13,330.27	
GJ	GL	001735	02-06	FSN02	9/7/2005	AUGUST FSN BILLING		39.95	13,955.78	
GJ	GL	001770	03-06	FSN03	10/18/2005	SEPTEMBER FSN BILLING		39.90	13,833.15	
GJ	GL	001786	04-06	FSN04	11/2/2005	OCTOBER FSN BILLING		0.00	17,086.75	
GJ	GL	001820	05-06	FSN05	12/3/2005	NOVEMBER FSN BILLING		0.00	14,324.19	
GJ	GL	001862	06-06	FSN06	1/9/2006	DECEMBER FSN		39.90	15,632.98	
Acct: 420810 Total							62,814.73	179.50	165,136.77	227,772.00 ***

Acct: 420815 HOME SECURITY INSTALLATION							Sub: 30			
GJ	GL	001509	07-05	FSN07	2/1/2005	fsn-security		0.00	3,056.67	
GJ	GL	001541	08-05	FSN08	3/3/2005	DIG BILLING/SEC INSTALL		0.00	5,638.67	
GJ	GL	001561	09-05	CR09	3/30/2005	CASH RECEIPTS MARCH		0.00	2,856.67	
GJ	GL	001608	10-05	FSN10	5/5/2005	APRIL FSN		0.00	2,056.65	
GJ	GL	001628	11-05	FSN11	5/31/2005	MAY FSN		0.00	2,720.00	
GJ	GL	001671	12-05	FSN12	7/12/2005	FSN FOR JUNE		0.00	4,780.00	

Date: Monday, December 04, 2006
 Time: 11:51AM
 User: staylor

Frankfort Plant Board
Detail General Ledger - Standard
 Periods: 07-05 Through 06-06 As of: 12/3/2006 Ledger ID: 00001

Page: 145 of 315
 Report: 01620.rpt
 Company: 00001

Jrnl	Tran	Bat	Per	Reference	Tran	Description	Beginning Balance	Debit Amount	Credit Amount	Ending Balance
Type	Type	Nbr	Ent	Nbr	Date					
GJ	GL	001697	01-06	FSN01	8/2/2005	JULY FSN BILLING		0.00	4,485.00	
GJ	GL	001735	02-06	FSN02	9/7/2005	AUGUST FSN BILLING		0.00	4,700.00	
GJ	GL	001770	03-06	FSN03	10/18/2005	SEPTEMBER FSN BILLING		0.00	2,450.00	
GJ	GL	001786	04-06	FSN04	11/2/2005	OCTOBER FSN BILLING		0.00	2,555.00	
GJ	GL	001820	05-06	FSN05	12/3/2005	NOVEMBER FSN BILLING		0.00	5,181.67	
GJ	GL	001862	06-06	FSN06	1/9/2006	DECEMBER FSN		0.00	1,546.67	
Acct: 420815 Total							33,456.96	0.00	42,027.00	75,483.96 ***

Jrnl	Tran	Bat	Per	Reference	Tran	Description	Beginning Balance	Debit Amount	Credit Amount	Ending Balance
Type	Type	Nbr	Ent	Nbr	Date					
Acct: 420820 HICAP REVENUE										
GJ	GL	001507	07-05	CR07	1/31/2005	CASH RECEIPTS JANUARY 05		0.00	8,750.00	
GJ	GL	001530	08-05	CR08	3/1/2005	CASH RECEIPTS FEBRUARY		0.00	9,400.00	
GJ	GL	001561	09-05	CR09	3/30/2005	CASH RECEIPTS MARCH		0.00	8,650.00	
GJ	GL	001593	10-05	CR10	5/2/2005	CASH RECEIPTS APRIL		0.00	14,500.00	
GJ	GL	001620	11-05	CR11	5/26/2005	CASH RECEIPTS MAY		0.00	10,650.00	
GJ	GL	001655	12-05	CR12	6/29/2005	CASH RECEIPTS - JUNE		0.00	13,950.00	
GJ	GL	001684	01-06	CR01	7/28/2005	JULY REVENUE SUMMARY		0.00	10,750.00	
GJ	GL	001723	02-06	CR02	9/1/2005	AUGUST CASH RECEIPTS		0.00	15,950.00	
GJ	GL	001755	03-06	CR03	9/30/2005	SEPTEMBER CASH RECEIPTS		0.00	9,500.00	
GJ	GL	001781	04-06	CR04	10/30/2005	OCTOBER CASH RECEIPTS		0.00	20,300.00	
GJ	GL	001813	05-06	CR05	12/1/2005	NOVEMBER REVENUE SUMMARY		0.00	14,500.00	
GJ	GL	001847	06-06	CR06	1/3/2006	DECEMBER CASH RECEIPTS		0.00	11,700.00	
Acct: 420820 Total							57,850.00	0.00	148,600.00	206,450.00 ***

Jrnl	Tran	Bat	Per	Reference	Tran	Description	Beginning Balance	Debit Amount	Credit Amount	Ending Balance
Type	Type	Nbr	Ent	Nbr	Date					
Acct: 420825 LONG DISTANCE REVENUE										
GJ	GL	001509	07-05	FSN07	2/1/2005	ld-phone svc		0.00	34,305.64	
GJ	GL	001541	08-05	FSN08	3/3/2005	PHONE SYS BILL/SBA		0.00	36,962.49	
GJ	GL	001573	09-05	FSN10	4/5/2005	LONG DISTANCE BILLING FOR MAR		0.00	35,598.21	
GJ	GL	001608	10-05	FSN10	5/5/2005	APRIL LD BILLING		0.00	37,276.21	
GJ	GL	001628	11-05	FSN11	5/31/2005	MAY FSN		0.00	37,953.51	
GJ	GL	001671	12-05	FSN12	7/1/2/2005	FSN FOR JUNE		0.00	42,212.03	
GJ	GL	001702	01-06	JE01-1	8/8/2005	TO ADJUST LD REVENUE		1,478.45	40,527.40	
GJ	GL	001735	02-06	FSN02	9/7/2005	AUGUST FSN BILLING		29.23	44,276.82	
GJ	GL	001770	03-06	FSN03	10/18/2005	SEPTEMBER FSN BILLING		33.19	46,648.43	
GJ	GL	001786	04-06	FSN04	11/2/2005	OCTOBER FSN BILLING		251.39	40,811.94	
GJ	GL	001820	05-06	FSN05	12/3/2005	NOVEMBER FSN BILLING		89.31	43,968.05	
GJ	GL	001862	06-06	FSN06	1/9/2006	DECEMBER FSN		18.98	52,762.60	
Acct: 420825 Total							204,851.43	1,900.55	493,303.33	696,254.21 ***

Acct: 420830 HSDS REVENUE Sub: 30 Cable

Date: Monday, December 04, 2006
 Time: 11:51AM
 User: staylor

Frankfort Plant Board
Detail General Ledger - Standard
 Periods: 07-05 Through 06-06 As of: 12/3/2006 Ledger ID: 00001

Page: 146 of 315
 Report: 01620.rpt
 Company: 00001

Jrnl	Tran	Bat	Per	Reference	Tran	Date	Description	Beginning Balance	Debit Amount	Credit Amount	Ending Balance
GJ	GL	001509	07-05	FSN07		2/1/2005	fsn-hsds		0.00	145,637.27	
GJ	LD	001520	07-05	42096		2/3/2005	D:EQP SALES		0.00	366.32	
GJ	GL	001541	08-05	FSN08		3/3/2005	DIG BILLING/HSDS		0.00	148,810.92	
GJ	LD	001545	08-05	42096		3/4/2005	D:EQP SALES		0.00	483.54	
GJ	GL	001569	09-05	ARPP09		4/1/2005	AR PENALTY&ADJUEQ RENT		0.00	154,507.28	
GJ	LD	001580	09-05	42096		4/5/2005	D:EQP SALES		0.00	248.43	
GJ	GL	001608	10-05	FSN10		5/5/2005	APRIL FSN		0.00	155,699.22	
GJ	LD	001611	10-05	42096		5/6/2005	D:EQP SALES		0.00	330.40	
GJ	GL	001636	11-05	JE11-1		6/1/2005	CORRECT FSN ENTRIES		0.00	160,500.66	
GJ	LD	001641	11-05	42096		6/2/2005	D:EQP SALES		0.00	95.20	
GJ	GL	001671	12-05	FSN12		7/12/2005	FSN FOR JUNE		0.00	196,808.42	
GJ	LD	001679	12-05	42096		7/13/2005	D:EQP SALES		0.00	316.80	
GJ	GL	001702	01-06	JE01-1		8/8/2005	TO ADJUST FSN REVENUE		242.00	195,368.05	
GJ	LD	001717	01-06	42096		8/17/2005	D:EQP SALES		0.00	420.67	
GJ	GL	001735	02-06	FSN02		9/7/2005	AUGUST FSN BILLING		330.36	200,102.59	
GJ	LD	001740	02-06	42096		9/12/2005	D:EQP SALES		0.00	435.07	
GJ	GL	001770	03-06	FSN03		10/18/2005	SEPTEMBER FSN BILLING		0.00	202,564.66	
GJ	LD	001775	03-06	42096		10/19/2005	D:EQP SALES		0.00	207.69	
GJ	GL	001786	04-06	FSN04		11/2/2005	OCTOBER FSN BILLING		0.00	206,490.27	
GJ	LD	001805	04-06	42096		11/10/2005	D:EQP SALES		0.00	220.80	
GJ	GL	001820	05-06	FSN05		12/3/2005	NOVEMBER FSN BILLING		249.05	208,339.71	
GJ	LD	001837	05-06	42096		12/13/2005	D:EQP SALES		0.00	235.20	
GJ	GL	001862	06-06	FSN06		1/9/2006	DECEMBER FSN		0.00	211,526.65	
GJ	LD	001865	06-06	42096		1/10/2006	D:EQP SALES		0.00	55.20	
Acct: 420830 Total								811,395.76	821,41	2,189,771.02	3,000,345.37 ***
Acct: 420831 HSDS INSTALLATION											
Sub: 30 Cable											
07-05								0.00	0.00	0.00	*
08-05								0.00	0.00	0.00	*
09-05								0.00	0.00	0.00	*
10-05								0.00	0.00	0.00	*
11-05 JE11-1								31.00	31.00	31.00	*
12-05								0.00	0.00	0.00	*
Acct: 420831 Total								0.00	31.00	31.00	0.00
Acct: 420832 BUNDLED SERVICE DISC											
Sub: 30 Cable											
07-05								0.00	0.00	0.00	*
08-05								0.00	0.00	0.00	*
09-05								0.00	0.00	0.00	*

Date: Monday, December 04, 2006
 Time: 11:51AM
 User: staylor

Frankfort Plant Board
Detail General Ledger - Standard
 Periods: 07-05 Through 06-06 As of: 12/3/2006 LedgerID: 00001

Page: 147 of 315
 Report: 01620.rpt
 Company: 00001

Jrnl	Tran	Bat	Per	Reference	Tran	Tran	Description	Beginning	Debit	Credit	Ending
Type	Type	Nbr	Ent	Nbr	Date			Balance	Amount	Amount	Balance
			10-05						0.00	0.00	*
			11-05						0.00	0.00	*
GJ	GL	001671	12-05	FSN12	7/12/2005		FSN FOR JUNE		15,740.16	0.00	
GJ	GL	001697	01-06	FSN01	8/2/2005		JULY FSN BILLING		16,489.17	0.00	
GJ	GL	001735	02-06	FSN02	9/7/2005		AUGUST FSN BILLING		17,237.38	0.00	
GJ	GL	001770	03-06	FSN03	10/18/2005		SEPTEMBER FSN BILLING		17,690.31	0.00	
GJ	GL	001786	04-06	FSN04	11/2/2005		OCTOBER FSN BILLING		18,245.78	0.00	
GJ	GL	001820	05-06	FSN05	12/3/2005		NOVEMBER FSN BILLING		18,648.53	0.00	
GJ	GL	001862	06-06	FSN06	1/9/2006		DECEMBER FSN		18,830.84	0.00	
Acct 420832 Total								0.00	122,882.17	0.00	-122,882.17 ***

Acct:	420835	CLEC LOCAL PHONE REVENUE	Sub:	30	local-phone svc	Cable			
GJ	GL	001509	07-05	FSN07	2/1/2005	0.00			
GJ	GL	001541	08-05	FSN08	3/3/2005	0.00			
GJ	GL	001573	09-05		4/5/2005	0.00			
GJ	GL	001608	10-05	FSN10	5/5/2005	150.00			
GJ	GL	001628	11-05	FSN11	5/31/2005	300.63			
GJ	GL	001671	12-05	FSN12	7/12/2005	600.00			
AP	VO	041404	12-05	047741	6/13/2005	98.95			
GJ	GL	001702	01-06	JE01-1	8/8/2005	0.00			
GJ	GL	001735	02-06	FSN02	9/7/2005	913.38			
GJ	GL	001770	03-06	FSN03	10/18/2005	284.22			
GJ	GL	001786	04-06	FSN04	11/2/2005	1,691.32			
GJ	GL	001820	05-06	FSN05	12/3/2005	921.90			
AP	VO	044200	05-06	051083	11/28/2005	849.23			
GJ	GL	001862	06-06	FSN06	1/9/2006	611.09			
Acct 420835 Total						467,448.15	6,420.72	1,775,746.45	2,236,773.88 ***

Acct:	420900	ADVERTISING REVENUE	Sub:	30	Adjust to Balance	Cable		
GJ	GL	001518	07-05	SE07-2	2/3/2005	344.00		
GJ	GL	001539	08-05	SE08-2	3/3/2005	1,653.51		
GJ	GL	001576	09-05		4/5/2005	1,001.95		
GJ	GL	001607	10-05	SE10-2	5/4/2005	1,679.32		
GJ	GL	001640	11-05	SE11-2	6/2/2005	309.57		
GJ	GL	001664	12-05	SE12-2	7/6/2005	198.44		
GJ	GL	001698	01-06	SE01-2	8/3/2005	200.00		
GJ	GL	001727	02-06	SE02-2	9/2/2005	0.01		
GJ	GL	001764	03-06	SE03-2	10/11/2005	674.92		
AP	VO	043040	03-06	049714	9/26/2005	250.00		
Acct 420900 Total						6,420.72	1,775,746.45	2,236,773.88 ***

Date: Monday, December 04, 2006
 Time: 11:51AM
 User: staylor

Frankfort Plant Board
 Detail General Ledger - Standard
 Periods: 07-05 Through 06-06 As of: 12/3/2006 Ledger ID: 00001

Page: 148 of 315
 Report: 01620.rpt
 Company: 00001

Jrnl	Tran	Bat	Per	Reference	Tran	Tran	Beginning	Debit	Credit	Ending
Type	Type	Nbr	Ent	Nbr	Date	Description	Balance	Amount	Amount	Balance
GU	GL	001796	04-06	SE04-2	11/7/2005	ADV REC/ADJ TO BAL		104.26	67,000.24	
AP	VO	043700	04-06	050501	10/26/2005	Summary Release		150.00	0.00	
GU	GL	001825	05-06	SE05-2	12/6/2005	AD REC/ADJ AD		143.75	53,368.66	
AP	VO	044140	05-06	051006	11/18/2005	Summary Release		50.00	0.00	
GU	GL	001857	06-06		1/6/2006	AD REC/ADJ AD		122.06	55,612.72	
AP	VO	044717	06-06	051690	12/28/2005	Summary Release		200.00	0.00	
Acct: 420900 Total							386,768.87	7,081.79	673,992.89	1,063,679.97 ***

Acct:	Sub:	Total	Debit	Credit	Ending				
420901	30	14,900.00	60.00	26,059.50	40,899.60 ***				
PRODUCTION REVENUE									
GU	GL	001518	07-05	SE07-2	2/3/2005	Adjust Production-January	60.00	1,120.00	
GU	GL	001539	08-05	SE08-2	3/3/2005	AD REC/PROD	0.00	1,440.00	
GU	GL	001576	09-05		4/5/2005	ADVERTISING RECEIVABLE - MARCH	0.00	1,320.00	
GU	GL	001607	10-05	SE10-2	5/4/2005	CABLE ADVERTISING FOR APRIL	0.00	1,116.50	
GU	GL	001640	11-05	SE11-2	6/2/2005	MAY ADVERTISING	0.00	2,360.00	
GU	GL	001664	12-05	SE12-2	7/6/2005	AD REC/PROD	0.00	2,310.00	
GU	GL	001698	01-06	SE01-2	8/3/2005	PRODUCTION	0.00	2,430.00	
GU	GL	001727	02-06	SE02-2	9/2/2005	AD REC/PROD	0.00	1,790.00	
GU	GL	001764	03-06	SE03-2	10/11/2005	ADV REC/PROD	0.00	3,430.00	
GU	GL	001796	04-06	SE04-2	11/7/2005	ADV REC/PROD	0.00	2,413.10	
GU	GL	001825	05-06	SE05-2	12/6/2005	AD REC/PROD	0.00	2,040.00	
GU	GL	001857	06-06		1/6/2006	AD REC/PROD	0.00	4,290.00	
Acct: 420901 Total							60.00	26,059.50	40,899.60 ***

Acct:	Sub:	Total	Debit	Credit	Ending				
420910	30	69,067.25	0.00	168,068.34	237,135.59 ***				
LEASE OR SALE CHANNEL									
GU	GL	001518	07-05	SE07-2	2/3/2005	January Lease	0.00	9,911.65	
GU	GL	001539	08-05	SE08-2	3/3/2005	AD REC/LEASE	0.00	10,816.64	
GU	GL	001576	09-05		4/5/2005	ADVERTISING RECEIVABLE - MARCH	0.00	12,541.65	
GU	GL	001607	10-05	SE10-2	5/4/2005	CABLE ADVERTISING FOR APRIL	0.00	13,275.65	
GU	GL	001640	11-05	SE11-2	6/2/2005	MAY ADVERTISING	0.00	14,836.65	
GU	GL	001664	12-05	SE12-2	7/6/2005	AD REC/LEASE	0.00	13,752.80	
GU	GL	001698	01-06	SE01-2	8/3/2005	LEASE	0.00	13,390.04	
GU	GL	001727	02-06	SE02-2	9/2/2005	AD REC/LEASE	0.00	13,352.54	
GU	GL	001764	03-06	SE03-2	10/11/2005	ADV REC/LEASE	0.00	16,935.89	
GU	GL	001796	04-06	SE04-2	11/7/2005	ADV REC/LEASE	0.00	18,498.79	
GU	GL	001825	05-06	SE05-2	12/6/2005	AD REC/LEASE	0.00	12,929.22	
GU	GL	001857	06-06		1/6/2006	AD REC/LEASE	0.00	17,826.82	
Acct: 420910 Total							0.00	168,068.34	237,135.59 ***

Acct: 420920 SHOPPING CHANNEL REVENUE Sub: 30 Cable

Date: Monday, December 04, 2006
 Time: 11:51AM
 User: staylor

Periods: 07-05 Through 06-06 As of: 12/3/2006 Ledger ID: 00001

Jrnl	Tran	Bat	Per	Reference	Tran	Tran	Beginning	Debit	Credit	Ending
Type	Type	Nbr	Ent	Nbr	Date	Description	Balance	Amount	Amount	Balance
GJ	GL	001507	07-05	CR07	1/31/2005	CASH RECEIPTS JANUARY 05		0.00	12,340.45	12,340.45
			08-05					0.00	0.00	*
GJ	GL	001561	09-05	CR09	3/30/2005	CASH RECEIPTS MARCH		0.00	5,052.82	5,052.82
GJ	GL	001593	10-05	CR10	5/2/2005	CASH RECEIPTS APRIL		0.00	4,544.70	4,544.70
GJ	GL	001620	11-05	CR11	5/26/2005	CASH RECEIPTS MAY		0.00	4,997.22	4,997.22
GJ	GL	001655	12-05	CR12	6/29/2005	CASH RECEIPTS - JUNE		0.00	4,628.75	4,628.75
GJ	GL	001684	01-06	CR01	7/28/2005	JULY REVENUE SUMMARY		0.00	4,798.00	4,798.00
GJ	GL	001723	02-06	CR02	9/1/2005	AUGUST CASH RECEIPTS		0.00	4,713.25	4,713.25
GJ	GL	001755	03-06	CR03	9/30/2005	SEPTEMBER CASH RECEIPTS		0.00	4,604.69	4,604.69
GJ	GL	001781	04-06	CR04	10/30/2005	OCTOBER CASH RECEIPTS		0.00	5,610.76	5,610.76
GJ	GL	001813	05-06	CR05	12/1/2005	NOVEMBER REVENUE SUMMARY		0.00	4,454.60	4,454.60
GJ	GL	001847	06-06	CR06	1/3/2006	DECEMBER CASH RECEIPTS		0.00	7,734.51	7,734.51
Acct 420920 Total							26,204.59	0.00	63,479.75	89,684.34 ***

Acct:	420950	DIGITAL MUSIC REVENUE	Sub: 30							
GJ	GL	001509	07-05	CCB07	2/1/2005	cb-digital		0.00	645.00	645.00
GJ	GL	001537	08-05	CCB08	3/3/2005	CABLE BILL/DIGITAL		0.00	613.14	613.14
GJ	GL	001572	09-05		4/5/2005	CABLE BILLING		0.00	803.33	803.33
GJ	GL	001596	10-05	CCB10	5/2/2005	CABLE BILLING		0.00	600.00	600.00
GJ	GL	001626	11-05	CB11	5/31/2005	MAY CABLE BILLING		0.00	599.04	599.04
GJ	GL	001659	12-05	CB12	6/30/2005	CABLE BILLING FOR JUNE		0.00	566.33	566.33
GJ	GL	001696	01-06	CB01	8/2/2005	JULY CABLE BILLING		0.00	576.78	576.78
GJ	GL	001731	02-06	CB02	9/7/2005	AUGUST CABLE BILLING		0.00	552.87	552.87
GJ	GL	001767	03-06	CB03	10/15/2005	SEPTEMBER CABLE BILLING		0.00	539.97	539.97
GJ	GL	001785	04-06	CB04	11/2/2005	OCTOBER CABLE BILLING		0.00	536.00	536.00
GJ	GL	001819	05-06	CB05	12/3/2005	NOVEMBER CABLE BILLING		0.00	532.00	532.00
GJ	GL	001858	06-06	CB06	1/6/2006	DECEMBER CABLE BILLING		0.00	531.00	531.00
Acct 420950 Total							3,908.38	0.00	6,925.46	10,833.84 ***

Acct:	420960	EQUIPMENT SALES	Sub: 30							
GJ	GL	001507	07-05	CR07	1/31/2005	CASH RECEIPTS JANUARY 05		0.00	366.32	366.32
GJ	LS	001520	07-05	42096	2/3/2005	S:EQP SALES		366.32	0.00	0.00
GJ	GL	001530	08-05	CR08	3/1/2005	CASH RECEIPTS FEBRUARY		0.00	483.54	483.54
GJ	LS	001545	08-05	42096	3/4/2005	S:EQP SALES		483.54	0.00	0.00
GJ	GL	001561	09-05	CR09	3/30/2005	CASH RECEIPTS MARCH		0.00	248.43	248.43
GJ	LS	001580	09-05	42096	4/5/2005	S:EQP SALES		248.43	0.00	0.00
GJ	GL	001593	10-05	CR10	5/2/2005	CASH RECEIPTS APRIL		0.00	330.40	330.40
GJ	LS	001611	10-05	42096	5/6/2005	S:EQP SALES		330.40	0.00	0.00
GJ	GL	001620	11-05	CR11	5/26/2005	CASH RECEIPTS MAY		0.00	95.20	95.20

Date: Monday, December 04, 2006
 Time: 11:51AM
 User: staylor

Frankfort Plant Board
Detail General Ledger - Standard
 Periods: 07-05 Through 06-06 As of: 12/3/2006 Ledger ID: 00001

Page: 150 of 315
 Report: 01620.rpt
 Company: 00001

Jrnl	Tran	Bat	Per	Reference	Tran	Tran	Beginning	Debit	Credit	Ending
Type	Type	Nbr	Ent	Nbr	Date	Description	Balance	Amount	Amount	Balance
GJ	LS	001641	11-05	42096	6/2/2005	SEQP SALES		95.20	0.00	
GJ	GL	001655	12-05	CR12	6/29/2005	CASH RECEIPTS - JUNE		0.00	316.80	
GJ	LS	001679	12-05	42096	7/1/3/2005	SEQP SALES		316.80	0.00	
GJ	GL	001684	01-06	CR01	7/28/2005	JULY REVENUE SUMMARY		0.00	420.67	
GJ	LS	001717	01-06	42096	8/17/2005	SEQP SALES		420.67	0.00	
GJ	GL	001723	02-06	CR02	9/1/2005	AUGUST CASH RECEIPTS		0.00	435.07	
GJ	LS	001740	02-06	42096	9/12/2005	SEQP SALES		435.07	0.00	
GJ	GL	001755	03-06	CR03	9/30/2005	SEPTEMBER CASH RECEIPTS		0.00	207.69	
GJ	LS	001775	03-06	42096	10/19/2005	SEQP SALES		207.69	0.00	
GJ	GL	001781	04-06	CR04	10/30/2005	OCTOBER CASH RECEIPTS		0.00	220.80	
GJ	LS	001805	04-06	42096	11/10/2005	SEQP SALES		220.80	0.00	
GJ	GL	001813	05-06	CR05	12/1/2005	NOVEMBER REVENUE SUMMARY		0.00	235.20	
GJ	LS	001837	05-06	42096	12/13/2005	SEQP SALES		235.20	0.00	
GJ	GL	001847	06-06	CR06	1/3/2006	DECEMBER CASH RECEIPTS		0.00	55.20	
GJ	LS	001865	06-06	42096	1/10/2006	SEQP SALES		55.20	0.00	
Acct: 420960 Total							0.00	3,415.32	3,415.32	0.00

Jrnl	Tran	Bat	Per	Reference	Tran	Tran	Beginning	Debit	Credit	Ending
Type	Type	Nbr	Ent	Nbr	Date	Description	Balance	Amount	Amount	Balance
Acct: 420970 CHANNEL 10 REVENUE										
GJ	GL	001507	07-05	CR07	1/31/2005	CASH RECEIPTS JANUARY 05		0.00	185.00	
AP	VO	038631	07-05	044394	1/12/2005	Summary Release		120.00	0.00	
GJ	GL	001530	08-05	CR08	3/1/2005	CASH RECEIPTS FEBRUARY		0.00	465.00	
GJ	GL	001561	09-05	CR09	3/30/2005	CASH RECEIPTS MARCH		0.00	150.00	
								0.00	0.00	*
								0.00	0.00	*
GJ	GL	001655	12-05	CR12	6/29/2005	CASH RECEIPTS - JUNE		0.00	145.00	
GJ	GL	001684	01-06	CR01	7/28/2005	JULY REVENUE SUMMARY		0.00	405.00	
GJ	GL	001723	02-06	CR02	9/1/2005	AUGUST CASH RECEIPTS		0.00	423.00	
								0.00	0.00	*
GJ	GL	001781	04-06	CR04	10/30/2005	OCTOBER CASH RECEIPTS		0.00	240.00	
GJ	GL	001813	05-06	CR05	12/1/2005	NOVEMBER REVENUE SUMMARY		0.00	310.00	
GJ	GL	001847	06-06	CR06	1/3/2006	DECEMBER CASH RECEIPTS		0.00	945.00	
Acct: 420970 Total							2,815.00	120.00	3,268.00	5,963.00 ***

Jrnl	Tran	Bat	Per	Reference	Tran	Tran	Beginning	Debit	Credit	Ending
Type	Type	Nbr	Ent	Nbr	Date	Description	Balance	Amount	Amount	Balance
Acct: 420990 DARK FIBER REVENUE										
GJ	GL	001507	07-05	CR07	1/31/2005	CASH RECEIPTS JANUARY 05		0.00	45,620.00	
GJ	GL	001526	08-05	JE08-1	2/28/2005	CITY SCH BD DK FIBER		0.00	83,254.00	
GJ	GL	001561	09-05	CR09	3/30/2005	CASH RECEIPTS MARCH		0.00	50,704.90	
GJ	GL	001593	10-05	CR10	5/2/2005	CASH RECEIPTS APRIL		0.00	51,094.59	
GJ	GL	001620	11-05	CR11	5/26/2005	CASH RECEIPTS MAY		0.00	51,490.00	
Acct: 420990 Total							2,815.00	120.00	3,268.00	5,963.00 ***

Date: Monday, December 04, 2006
 Time: 11:51AM
 User: staylor

Frankfort Plant Board
Detail General Ledger - Standard

Page: 151 of 315
 Report: 01620.rpt
 Company: 00001

Periods: 07-05 Through 06-06 As of: 12/3/2006 Ledger ID: 00001

Jrnl	Tran	Bat	Per	Reference	Tran	Tran	Beginning	Debit	Credit	Ending
Type	Type	Nbr	Ent	Nbr	Date	Description	Balance	Amount	Amount	Balance
GJ	GL	001655	12-05	CR12	6/29/2005	CASH RECEIPTS - JUNE		0.00	51,490.00	
GJ	GL	001684	01-06	CR01	7/28/2005	JULY REVENUE SUMMARY		0.00	54,368.22	
GJ	GL	001723	02-06	CR02	9/1/2005	AUGUST CASH RECEIPTS		0.00	53,605.58	
GJ	GL	001765	03-06	JE03-1	10/12/2005	ACC SEPT INFO SYS DARK FIBER		0.00	55,247.92	
GJ	GL	001788	04-06	JE04-1	11/3/2005	REV ACC DEPTOFINFOSYS DARK FIB		46,064.89	101,189.89	
GJ	GL	001813	05-06	CR05	12/1/2005	NOVEMBER REVENUE SUMMARY		0.00	54,918.00	
GJ	GL	001847	06-06	CR06	1/3/2006	DECEMBER CASH RECEIPTS		0.00	53,955.00	
Acct: 420990 Total							2,282,595.12	46,064.89	706,938.10	943,458.33 ***

Acct:	Sub:	Tran	Description	Electric	Amount
421100	10				
		2/2/2005	AR PEN&ADJ/CONN FEES ELE		1,023.53
		2/3/2005	D:ALLOCATION FACTOR		8,645.44
		3/2/2005	AR PEN&ADJ/CONN FEES		50.00
		3/4/2005	D:ALLOCATION FACTOR		4,704.75
		4/1/2005	AR PENALTY&ADJ/CONN FEES		530.00
		4/5/2005	D:ALLOCATION FACTOR		4,269.70
		5/2/2005	A/R PENALTY & ADJUSTMENTS		625.00
		5/6/2005	D:ALLOCATION FACTOR		15,782.62
		5/26/2005	OTHER CHARGE SALES - MAY		715.00
		6/2/2005	D:ALLOCATION FACTOR		6,122.46
		6/29/2005	JUNE A/R PENALTY & ADJ		825.00
		7/1/2005	D:ALLOCATION FACTOR		16,121.67
		8/16/2005	JULY ADJUSTMENTS		160.00
		8/17/2005	D:ALLOCATION FACTOR		3,391.22
		9/12/2005	TO ADJ A/R RETURNED CKS TO ACT		566.24
		9/12/2005	D:ALLOCATION FACTOR		2,026.50
		10/19/2005	SEPTEMBER PENALTIES & ADJSMNTS		6,917.78
		10/30/2005	D:ALLOCATION FACTOR		1,100.00
		11/10/2005	OCTOBER OTHER CHARGE SALES		1,150.50
		12/1/2005	NOVEMBER CHARGE SALES		9,899.90
		12/1/2005	D:ALLOCATION FACTOR		537.00
		12/13/2005	NOVEMBER CHARGE SALES		7,098.07
		1/9/2006	AR PENALTY&ADJ/CONN FEES		150.00
		1/10/2006	D:ALLOCATION FACTOR		14,513.05
Acct: 421100 MISCELLANEOUS INCOME					
		1/31/2005	CASH RECEIPTS JANUARY 05	Water	4,290.00
		2/3/2005	D:ALLOCATION FACTOR		8,162.34
		3/1/2005	CASH RECEIPTS FEBRUARY		4,170.00