

# **BELLSOUTH® / CLEC Agreement**

***Customer Name: South Georgia Pre-Paid Telephone Company, Inc.***

South Georgia Pre-Paid IA	2
Table of Contents	3
General Terms and Conditions	5
Att 1 - Resale	25
Att 1 - Resale Discounts and Rates	53
Att 2 - UNEs	62
Att 2 - UNE Rates	142
Att 3 - Network Interconnection	560
Att 3 - Local Interconnection Rates	590
Att 4 - Collocation - Central Office	599
Att 4 - Collocation - Remote Site	640
Att 4 - Collocation Rates	676
Att 5 - Access to Numbers and Number Portability	724
Att 6 - Ordering	728
Att 7 - Billing	735
Att 7 - ODUF ADUF EODUF CMDS Rates	754
Att 8 - Rights of Way	763
Att 9 - Performance Measurements	765
Att 10 - Disaster Recovery Plan	918
Att 11 - BFR and NBR Process	927

**INTERCONNECTION  
AGREEMENT  
BETWEEN  
BELLSOUTH TELECOMMUNICATIONS INC.  
AND  
South Georgia Pre-Paid Telephone Company, Inc.**

## **TABLE OF CONTENTS**

### **General Terms and Conditions**

- Definitions
- 1. CLEC Certification
- 2. Term of the Agreement
- 3. Operational Support Systems
- 4. Parity
- 5. White Pages Listings
- 6. Court Ordered Requests for Call Detail Records and Other Subscriber Information
- 7. Liability and Indemnification
- 8. Intellectual Property Rights and Indemnification
- 9. Proprietary and Confidential Information
- 10. Resolution of Disputes
- 11. Taxes
- 12. Force Majeure
- 13. Adoption of Agreements
- 14. Modification of Agreement
- 15. Non-waiver of Legal Rights
- 16. Indivisibility
- 17. Waivers
- 18. Governing Law
- 19. Assignments
- 20. Notices
- 21. Rule of Construction
- 22. Headings of No Force or Effect
- 23. Multiple Counterparts
- 24. Filing of Agreement
- 25. Compliance with Applicable Law
- 26. Necessary Approvals
- 27. Good Faith Performance
- 28. Nonexclusive Dealings
- 29. Rate True-Up
- 30. Survival
- 31. Entire Agreement

## **TABLE OF CONTENTS (cont'd)**

**Attachment 1 - Resale**

**Attachment 2 - Network Elements and Other Services**

**Attachment 3 - Network Interconnection**

**Attachment 4 - Physical Collocation**

**Attachment 5 - Access to Numbers and Number Portability**

**Attachment 6 – Pre-Ordering, Ordering, Provisioning, Maintenance and Repair**

**Attachment 7 - Billing**

**Attachment 8 - Rights-of-Way, Conduits and Pole Attachments**

**Attachment 9 - Performance Measurements**

**Attachment 10- BellSouth Disaster Recovery Plan**

**Attachment 11–Bona Fide Request/New Business Request Process**

## **AGREEMENT GENERAL TERMS AND CONDITIONS**

**THIS AGREEMENT** is made by and between BellSouth Telecommunications, Inc., (“BellSouth”), a Georgia corporation, and South Georgia Pre-Paid Telephone Company, Inc. (“South Georgia Pre-Paid”), a Georgia corporation, and shall be effective on the Effective Date, as defined herein. This Agreement may refer to either BellSouth or South Georgia Pre-Paid or both as a “Party” or “Parties.”

### **W I T N E S S E T H**

**WHEREAS**, BellSouth is a local exchange telecommunications company authorized to provide telecommunications services in the states of Alabama, Florida, Georgia, Kentucky, Louisiana, Mississippi, North Carolina, South Carolina and Tennessee; and

**WHEREAS**, South Georgia Pre-Paid is or seeks to become a CLEC authorized to provide telecommunications services in the states of Alabama, Florida, Georgia, Kentucky, Louisiana, Mississippi, North Carolina, South Carolina, and Tennessee; and

**WHEREAS**, South Georgia Pre-Paid wishes to resell BellSouth’s telecommunications services and purchase network elements and other services, and, solely in connection therewith, may wish to utilize collocation space as set forth in Attachment 4 of this Agreement); and

**WHEREAS**, the Parties wish to interconnect their facilities and exchange traffic pursuant to Sections 251 and 252 of the Act.

**NOW THEREFORE**, in consideration of the mutual agreements contained herein, BellSouth and South Georgia Pre-Paid agree as follows:

#### **Definitions**

**Affiliate** is defined as a person that (directly or indirectly) owns or controls, is owned or controlled by, or is under common ownership or control with, another person. For purposes of this paragraph, the term “own” means to own an equity interest (or equivalent thereof) of more than 10 percent.

**Commission** is defined as the appropriate regulatory agency in each state of BellSouth’s nine-state region (Alabama, Florida, Georgia, Kentucky, Louisiana, Mississippi, North Carolina, South Carolina, and Tennessee).

**Competitive Local Exchange Carrier (CLEC)** means a telephone company certificated by the Commission to provide local exchange service within BellSouth's franchised area.

**Effective Date** is defined as the date that the Agreement is effective for purposes of rates, terms and conditions and shall be thirty (30) days after the date of the last signature executing the Agreement. Future amendments for rate changes will also be effective thirty (30) days after the date of the last signature executing the amendment.

**End User** means the ultimate user of the Telecommunications Service.

**FCC** means the Federal Communications Commission.

**General Terms and Conditions** means this document including all of the terms, provisions and conditions set forth herein.

**Telecommunications** means the transmission, between or among points specified by the user, of information of the user's choosing, without change in the form or content of the information as sent and received.

**Telecommunications Service** means the offering of telecommunications for a fee directly to the public, or to such classes of users as to be effectively available directly to the public, regardless of the facilities used.

**Telecommunications Act of 1996 ("Act")** means Public Law 104-104 of the United States Congress effective February 8, 1996. The Act amended the Communications Act of 1934 (47 U.S.C. Section 1 et. seq.).

## **1. CLEC Certification**

- 1.1 Prior to execution of this Agreement, South Georgia Pre-Paid agrees to provide BellSouth in writing South Georgia Pre-Paid's CLEC certification for all states covered by this Agreement except Kentucky prior to BellSouth filing this Agreement with the appropriate Commission for approval.
- 1.2 To the extent South Georgia Pre-Paid is not certified as a CLEC in each state covered by this Agreement as of the execution hereof, South Georgia Pre-Paid will notify BellSouth in writing and provide CLEC certification when it becomes certified to operate in any other state covered by this Agreement. Upon notification, BellSouth will file this Agreement with the appropriate Commission for approval.

## **2. Term of the Agreement**

- 2.1 The term of this Agreement shall be three years, beginning on the Effective Date and shall apply to the BellSouth territory in the state(s) of Alabama, Florida, Georgia, Kentucky, Louisiana, Mississippi, North Carolina, South Carolina and Tennessee. Notwithstanding any prior agreement of the Parties, the rates, terms

and conditions of this Agreement shall not be applied retroactively prior to the Effective Date.

- 2.2 The Parties agree that by no earlier than two hundred seventy (270) days and no later than one hundred and eighty (180) days prior to the expiration of this Agreement, they shall commence negotiations for a new agreement to be effective beginning on the expiration date of this Agreement (“Subsequent Agreement”).
- 2.3 If, within one hundred and thirty-five (135) days of commencing the negotiation referred to in Section 2.2 above, the Parties are unable to negotiate new terms, conditions and prices for a Subsequent Agreement, either Party may petition the Commission to establish appropriate terms, conditions and prices for the Subsequent Agreement pursuant to 47 U.S.C. 252.
- 2.4 If, as of the expiration of this Agreement, a Subsequent Agreement has not been executed by the Parties, this Agreement shall terminate. Upon termination of this Agreement, BellSouth shall continue to offer services to South Georgia Pre-Paid pursuant to the terms, conditions and rates set forth in BellSouth's then current standard interconnection agreement. In the event that BellSouth's standard interconnection agreement becomes effective as between the Parties, the Parties may continue to negotiate a Subsequent Agreement or arbitrate disputed issues to reach a Subsequent Agreement as set forth in Section 2.3 above, and the terms of such Subsequent Agreement shall be effective as of the effective date as stated in the Subsequent Agreement.

### **3. Operational Support Systems**

South Georgia Pre-Paid shall pay charges for Operational Support Systems (OSS) as set forth in this Agreement in Attachment 1 and/or in Attachments 2, 3 and 5, as applicable.

### **4. Parity**

When South Georgia Pre-Paid purchases Telecommunications Services from BellSouth pursuant to Attachment 1 of this Agreement for the purposes of resale to End Users, such services shall be equal in quality, subject to the same conditions, and provided within the same provisioning time intervals that BellSouth provides to its Affiliates, subsidiaries and End Users. To the extent technically feasible, the quality of a Network Element, as well as the quality of the access to such Network Element provided by BellSouth to South Georgia Pre-Paid shall be at least equal in quality to that which BellSouth provides to itself, its Affiliates or any other Telecommunications carrier. The quality of the interconnection between the network of BellSouth and the network of South Georgia Pre-Paid shall be at a level that is equal to that which BellSouth provides itself, a subsidiary, an Affiliate, or any other party. The interconnection facilities shall be designed to meet the same technical criteria and service standards that are used within BellSouth's network and shall extend to a consideration of service quality as perceived by BellSouth's End Users and service quality as perceived by South Georgia Pre-Paid.

## 5. White Pages Listings

- 5.1 BellSouth shall provide South Georgia Pre-Paid and its customers access to white pages directory listings under the following terms:
- 5.2 Listings. South Georgia Pre-Paid shall provide all new, changed and deleted listings on a timely basis and BellSouth or its agent will include South Georgia Pre-Paid residential and business customer listings in the appropriate White Pages (residential and business) or alphabetical directories in the geographic areas covered by this Interconnection Agreement. Directory listings will make no distinction between South Georgia Pre-Paid and BellSouth subscribers.
- 5.2.1 Rates. So long as South Georgia Pre-Paid provides subscriber listing information (SLI) to BellSouth in accordance with Section 5.3 below, BellSouth shall provide to South Georgia Pre-Paid one (1) primary White Pages listing per South Georgia Pre-Paid subscriber at no charge other than applicable service order charges as set forth in BellSouth's tariffs.
- 5.3 Procedures for Submitting South Georgia Pre-Paid SLI are found in The BellSouth Business Rules for Local Ordering.
- 5.4 South Georgia Pre-Paid authorizes BellSouth to release all South Georgia Pre-Paid SLI provided to BellSouth by South Georgia Pre-Paid to qualifying third parties via either license agreement or BellSouth's Directory Publishers Database Service (DPDS), General Subscriber Services Tariff (GSST), Section A38.2, as the same may be amended from time to time. Such South Georgia Pre-Paid SLI shall be intermingled with BellSouth's own customer listings and listings of any other CLEC that has authorized a similar release of SLI.
- 5.4.1 No compensation shall be paid to South Georgia Pre-Paid for BellSouth's receipt of South Georgia Pre-Paid SLI, or for the subsequent release to third parties of such SLI. In addition, to the extent BellSouth incurs costs to modify its systems to enable the release of South Georgia Pre-Paid's SLI, or costs on an ongoing basis to administer the release of South Georgia Pre-Paid SLI, South Georgia Pre-Paid shall pay to BellSouth its proportionate share of the reasonable costs associated therewith. At any time that costs may be incurred to administer the release of South Georgia Pre-Paid's SLI, South Georgia Pre-Paid will be notified. If South Georgia Pre-Paid does not wish to pay its proportionate share of these reasonable costs, South Georgia Pre-Paid may instruct BellSouth that it does not wish to release its SLI to independent publishers, and South Georgia Pre-Paid shall amend this Agreement accordingly. South Georgia Pre-Paid will be liable for all costs incurred until the effective date of the amendment.
- 5.4.2 Neither BellSouth nor any agent shall be liable for the content or accuracy of any SLI provided by South Georgia Pre-Paid under this Agreement. South Georgia Pre-Paid shall indemnify, hold harmless and defend BellSouth and its agents from and against any damages, losses, liabilities, demands, claims, suits, judgments,



costs and expenses (including but not limited to reasonable attorneys' fees and expenses) arising from BellSouth's tariff obligations or otherwise and resulting from or arising out of any third party's claim of inaccurate South Georgia Pre-Paid listings or use of the SLI provided pursuant to this Agreement. BellSouth may forward to South Georgia Pre-Paid any complaints received by BellSouth relating to the accuracy or quality of South Georgia Pre-Paid listings.

- 5.4.3 Listings and subsequent updates will be released consistent with BellSouth system changes and/or update scheduling requirements.
- 5.5 Unlisted/Non-Published Subscribers. South Georgia Pre-Paid will be required to provide to BellSouth the names, addresses and telephone numbers of all South Georgia Pre-Paid customers who wish to be omitted from directories. Unlisted/Non-Published SLI will be subject to the rates as set forth in BellSouth's General Subscriber Services Tariff.
- 5.6 Inclusion of South Georgia Pre-Paid End Users in Directory Assistance Database. BellSouth will include and maintain South Georgia Pre-Paid subscriber listings in BellSouth's Directory Assistance databases at no recurring charge and South Georgia Pre-Paid shall provide such Directory Assistance listings to BellSouth at no recurring charge.
- 5.7 Listing Information Confidentiality. BellSouth will afford South Georgia Pre-Paid's directory listing information the same level of confidentiality that BellSouth affords its own directory listing information.
- 5.8 Additional and Designer Listings. Additional and designer listings will be offered by BellSouth at tariffed rates as set forth in the General Subscriber Services Tariff.
- 5.9 Directories. BellSouth or its agent shall make available White Pages directories to South Georgia Pre-Paid subscribers at no charge or as specified in a separate agreement with BellSouth's agent.

## **6. Court Ordered Requests for Call Detail Records and Other Subscriber Information**

- 6.1 Subpoenas Directed to BellSouth. Where BellSouth provides resold services or local switching for South Georgia Pre-Paid, BellSouth shall respond to subpoenas and court ordered requests delivered directly to BellSouth for the purpose of providing call detail records when the targeted telephone numbers belong to South Georgia Pre-Paid End Users. Billing for such requests will be generated by BellSouth and directed to the law enforcement agency initiating the request. BellSouth shall maintain such information for South Georgia Pre-Paid End Users for the same length of time it maintains such information for its own End Users.
- 6.2 Subpoenas Directed to South Georgia Pre-Paid. Where BellSouth is providing to South Georgia Pre-Paid Telecommunications Services for resale or providing to South Georgia Pre-Paid the local switching function, then South Georgia Pre-Paid

agrees that in those cases where South Georgia Pre-Paid receives subpoenas or court ordered requests regarding targeted telephone numbers belonging to South Georgia Pre-Paid End Users, and where South Georgia Pre-Paid does not have the requested information, South Georgia Pre-Paid will advise the law enforcement agency initiating the request to redirect the subpoena or court ordered request to BellSouth for handling in accordance with 6.1 above.

- 6.3 In all other instances, where either Party receives a request for information involving the other Party's End User, the Party receiving the request will advise the law enforcement agency initiating the request to redirect such request to the other Party.

## **7. Liability and Indemnification**

- 7.1 South Georgia Pre-Paid Liability. In the event that South Georgia Pre-Paid consists of two (2) or more separate entities as set forth in this Agreement and/or any Amendments hereto, all such entities shall be jointly and severally liable for the obligations of South Georgia Pre-Paid under this Agreement.

- 7.2 Liability for Acts or Omissions of Third Parties. BellSouth shall not be liable to South Georgia Pre-Paid for any act or omission of another Telecommunications company providing services to South Georgia Pre-Paid.

### 7.3 Limitation of Liability

- 7.3.1 Except for any indemnification obligations of the Parties hereunder, each Party's liability to the other for any loss, cost, claim, injury, liability or expense, including reasonable attorneys' fees relating to or arising out of any negligent act or omission in its performance of this Agreement, whether in contract or in tort, shall be limited to a credit for the actual cost of the services or functions not performed or improperly performed.

- 7.3.2 Limitations in Tariffs. A Party may, in its sole discretion, provide in its tariffs and contracts with its End Users and third parties that relate to any service, product or function provided or contemplated under this Agreement, that to the maximum extent permitted by Applicable Law, such Party shall not be liable to the End User or third party for (i) any loss relating to or arising out of this Agreement, whether in contract, tort or otherwise, that exceeds the amount such Party would have charged that applicable person for the service, product or function that gave rise to such loss and (ii) consequential damages. To the extent that a Party elects not to place in its tariffs or contracts such limitations of liability, and the other Party incurs a loss as a result thereof, such Party shall indemnify and reimburse the other Party for that portion of the loss that would have been limited had the first Party included in its tariffs and contracts the limitations of liability that such other Party included in its own tariffs at the time of such loss.

- 7.3.3 Neither BellSouth nor South Georgia Pre-Paid shall be liable for damages to the other Party's terminal location, equipment or End User premises resulting from the

furnishing of a service, including, but not limited to, the installation and removal of equipment or associated wiring, except to the extent caused by a Party's negligence or willful misconduct or by a Party's failure to ground properly a local loop after disconnection.

- 7.3.4 Under no circumstance shall a Party be responsible or liable for indirect, incidental, or consequential damages, including, but not limited to, economic loss or lost business or profits, damages arising from the use or performance of equipment or software, or the loss of use of software or equipment, or accessories attached thereto, delay, error, or loss of data. In connection with this limitation of liability, each Party recognizes that the other Party may, from time to time, provide advice, make recommendations, or supply other analyses related to the services or facilities described in this Agreement, and, while each Party shall use diligent efforts in this regard, the Parties acknowledge and agree that this limitation of liability shall apply to provision of such advice, recommendations, and analyses.
- 7.3.5 To the extent any specific provision of this Agreement purports to impose liability, or limitation of liability, on either Party different from or in conflict with the liability or limitation of liability set forth in this Section, then with respect to any facts or circumstances covered by such specific provisions, the liability or limitation of liability contained in such specific provision shall apply.
- 7.4 Indemnification for Certain Claims. The Party providing services hereunder, its Affiliates and its parent company, shall be indemnified, defended and held harmless by the Party receiving services hereunder against any claim, loss or damage arising from the receiving Party's use of the services provided under this Agreement pertaining to (1) claims for libel, slander or invasion of privacy arising from the content of the receiving Party's own communications, or (2) any claim, loss or damage claimed by the End User of the Party receiving services arising from such company's use or reliance on the providing Party's services, actions, duties, or obligations arising out of this Agreement.
- 7.5 Disclaimer. EXCEPT AS SPECIFICALLY PROVIDED TO THE CONTRARY IN THIS AGREEMENT, NEITHER PARTY MAKES ANY REPRESENTATIONS OR WARRANTIES TO THE OTHER PARTY CONCERNING THE SPECIFIC QUALITY OF ANY SERVICES, OR FACILITIES PROVIDED UNDER THIS AGREEMENT. THE PARTIES DISCLAIM, WITHOUT LIMITATION, ANY WARRANTY OR GUARANTEE OF MERCHANTABILITY OR FITNESS FOR A PARTICULAR PURPOSE, ARISING FROM COURSE OF PERFORMANCE, COURSE OF DEALING, OR FROM USAGES OF TRADE.

## **8. Intellectual Property Rights and Indemnification**

- 8.1 No License. No patent, copyright, trademark or other proprietary right is licensed, granted or otherwise transferred by this Agreement. The Parties are strictly prohibited from any use, including but not limited to, in the selling, marketing,

promoting or advertising of telecommunications services, of any name, service mark, logo or trademark (collectively, the “Marks”) of the Other Party. The Marks include those Marks owned directly by a Party or its Affiliate(s) and those Marks that a Party has a legal and valid license to use. The Parties acknowledge that they are separate and distinct and that each provides a separate and distinct service and agree that neither Party may, expressly or impliedly, state, advertise or market that it is or offers the same service as the Other Party or engage in any other activity that may result in a likelihood of confusion between its own service and the service of the Other Party.

8.2 Ownership of Intellectual Property. Any intellectual property that originates from or is developed by a Party shall remain the exclusive property of that Party. Except for a limited, non-assignable, non-exclusive, non-transferable license to use patents or copyrights to the extent necessary for the Parties to use any facilities or equipment (including software) or to receive any service solely as provided under this Agreement, no license in patent, copyright, trademark or trade secret, or other proprietary or intellectual property right, now or hereafter owned, controlled or licensable by a Party, is granted to the other Party. Neither shall it be implied nor arise by estoppel. Any trademark, copyright or other proprietary notices appearing in association with the use of any facilities or equipment (including software) shall remain on the documentation, material, product, service, equipment or software. It is the responsibility of each Party to ensure at no additional cost to the other Party that it has obtained any necessary licenses in relation to intellectual property of third Parties used in its network that may be required to enable the other Party to use any facilities or equipment (including software), to receive any service, or to perform its respective obligations under this Agreement.

8.3 Intellectual Property Remedies

8.3.1 Indemnification. The Party providing a service pursuant to this Agreement will defend the Party receiving such service or data provided as a result of such service against claims of infringement arising solely from the use by the receiving Party of such service in the manner contemplated under this Agreement and will indemnify the receiving Party for any damages awarded based solely on such claims in accordance with Section 7 preceding.

8.3.2 Claim of Infringement. In the event that use of any facilities or equipment (including software), becomes, or in the reasonable judgment of the Party who owns the affected network is likely to become, the subject of a claim, action, suit, or proceeding based on intellectual property infringement, then said Party shall promptly and at its sole expense and sole option, but subject to the limitations of liability set forth below:

8.3.2.1 modify or replace the applicable facilities or equipment (including software) while maintaining form and function, or

8.3.2.2 obtain a license sufficient to allow such use to continue.

- 8.3.2.3 In the event Section 8.3.2.1 or 8.3.2.2 are commercially unreasonable, then said Party may terminate, upon reasonable notice, this contract with respect to use of, or services provided through use of, the affected facilities or equipment (including software), but solely to the extent required to avoid the infringement claim.
- 8.3.3 Exception to Obligations. Neither Party's obligations under this Section shall apply to the extent the infringement is caused by: (i) modification of the facilities or equipment (including software) by the indemnitee; (ii) use by the indemnitee of the facilities or equipment (including software) in combination with equipment or facilities (including software) not provided or authorized by the indemnitor, provided the facilities or equipment (including software) would not be infringing if used alone; (iii) conformance to specifications of the indemnitee which would necessarily result in infringement; or (iv) continued use by the indemnitee of the affected facilities or equipment (including software) after being placed on notice to discontinue use as set forth herein.
- 8.3.4 Exclusive Remedy. The foregoing shall constitute the Parties' sole and exclusive remedies and obligations with respect to a third party claim of intellectual property infringement arising out of the conduct of business under this Agreement.
- 8.4 Dispute Resolution. Any claim arising under this Section 8 shall be excluded from the dispute resolution procedures set forth in Section 10 and shall be brought in a court of competent jurisdiction.
- 9. Proprietary and Confidential Information**
- 9.1 Proprietary and Confidential Information. It may be necessary for BellSouth and South Georgia Pre-Paid, each as the "Discloser," to provide to the other Party, as "Recipient," certain proprietary and confidential information (including trade secret information) including but not limited to technical, financial, marketing, staffing and business plans and information, strategic information, proposals, request for proposals, specifications, drawings, maps, prices, costs, costing methodologies, procedures, processes, business systems, software programs, techniques, customer account data, call detail records and like information (collectively the "Information"). All such Information conveyed in writing or other tangible form shall be clearly marked with a confidential or proprietary legend. Information conveyed orally by the Discloser to Recipient shall be designated as proprietary and confidential at the time of such oral conveyance, shall be reduced to writing by the Discloser within forty-five (45) days thereafter, and shall be clearly marked with a confidential or proprietary legend.
- 9.2 Use and Protection of Information. Recipient agrees to protect such Information of the Discloser provided to Recipient from whatever source from distribution, disclosure or dissemination to anyone except employees of Recipient with a need to know such Information solely in conjunction with Recipient's analysis of the Information and for no other purpose except as authorized herein or as otherwise

authorized in writing by the Discloser. Recipient will not make any copies of the Information inspected by it.

- 9.3 Exceptions. Recipient will not have an obligation to protect any portion of the Information which:
- 9.3.1 (a) is made publicly available by the Discloser or lawfully by a nonparty to this Agreement; (b) is lawfully obtained by Recipient from any source other than Discloser; (c) is previously known to Recipient without an obligation to keep it confidential; or (d) is released from the terms of this Agreement by Discloser upon written notice to Recipient.
- 9.4 Recipient agrees to use the Information solely for the purposes of negotiations pursuant to 47 U.S.C. 251 or in performing its obligations under this Agreement and for no other entity or purpose, except as may be otherwise agreed to in writing by the Parties. Nothing herein shall prohibit Recipient from providing information requested by the FCC or a state regulatory agency with jurisdiction over this matter, or to support a request for arbitration or an allegation of failure to negotiate in good faith.
- 9.5 Recipient agrees not to publish or use the Information for any advertising, sales or marketing promotions, press releases, or publicity matters that refer either directly or indirectly to the Information or to the Discloser or any of its affiliated companies.
- 9.6 The disclosure of Information neither grants nor implies any license to the Recipient under any trademark, patent, copyright, application or other intellectual property right that is now or may hereafter be owned by the Discloser.
- 9.7 Survival of Confidentiality Obligations. The Parties' rights and obligations under this Section 9 shall survive and continue in effect until two (2) years after the expiration or termination date of this Agreement with regard to all Information exchanged during the term of this Agreement. Thereafter, the Parties' rights and obligations hereunder survive and continue in effect with respect to any Information that is a trade secret under applicable law.

## **10. Resolution of Disputes**

Except as otherwise stated in this Agreement, if any dispute arises as to the interpretation of any provision of this Agreement or as to the proper implementation of this Agreement, the aggrieved Party shall petition the Commission for a resolution of the dispute. However, each Party reserves any rights it may have to seek judicial review of any ruling made by the Commission concerning this Agreement.

## **11. Taxes**

- 11.1 Definition. For purposes of this Section, the terms “taxes” and “fees” shall include but not be limited to federal, state or local sales, use, excise, gross receipts or other taxes or tax-like fees of whatever nature and however designated (including tariff surcharges and any fees, charges or other payments, contractual or otherwise, for the use of public streets or rights of way, whether designated as franchise fees or otherwise) imposed, or sought to be imposed, on or with respect to the services furnished hereunder or measured by the charges or payments therefore, excluding any taxes levied on income.
- 11.2 Taxes and Fees Imposed Directly On Either Providing Party or Purchasing Party.
- 11.2.1 Taxes and fees imposed on the providing Party, which are not permitted or required to be passed on by the providing Party to its customer, shall be borne and paid by the providing Party.
- 11.2.2 Taxes and fees imposed on the purchasing Party, which are not required to be collected and/or remitted by the providing Party, shall be borne and paid by the purchasing Party.
- 11.3 Taxes and Fees Imposed on Purchasing Party But Collected And Remitted By Providing Party.
- 11.3.1 Taxes and fees imposed on the purchasing Party shall be borne by the purchasing Party, even if the obligation to collect and/or remit such taxes or fees is placed on the providing Party.
- 11.3.2 To the extent permitted by applicable law, any such taxes and/or fees shall be shown as separate items on applicable billing documents between the Parties. Notwithstanding the foregoing, the purchasing Party shall remain liable for any such taxes and fees regardless of whether they are actually billed by the providing Party at the time that the respective service is billed.
- 11.3.3 If the purchasing Party determines that in its opinion any such taxes or fees are not payable, the providing Party shall not bill such taxes or fees to the purchasing Party if the purchasing Party provides written certification, reasonably satisfactory to the providing Party, stating that it is exempt or otherwise not subject to the tax or fee, setting forth the basis therefor, and satisfying any other requirements under applicable law. If any authority seeks to collect any such tax or fee that the purchasing Party has determined and certified not to be payable, or any such tax or fee that was not billed by the providing Party, the purchasing Party may contest the same in good faith, at its own expense. In any such contest, the purchasing Party shall promptly furnish the providing Party with copies of all filings in any proceeding, protest, or legal challenge, all rulings issued in connection therewith, and all correspondence between the purchasing Party and the taxing authority.
- 11.3.4 In the event that all or any portion of an amount sought to be collected must be paid in order to contest the imposition of any such tax or fee, or to avoid the existence of a lien on the assets of the providing Party during the pendency of such

contest, the purchasing Party shall be responsible for such payment and shall be entitled to the benefit of any refund or recovery.

- 11.3.5 If it is ultimately determined that any additional amount of such a tax or fee is due to the imposing authority, the purchasing Party shall pay such additional amount, including any interest and penalties thereon.
- 11.3.6 Notwithstanding any provision to the contrary, the purchasing Party shall protect, indemnify and hold harmless (and defend at the purchasing Party's expense) the providing Party from and against any such tax or fee, interest or penalties thereon, or other charges or payable expenses (including reasonable attorney fees) with respect thereto, which are incurred by the providing Party in connection with any claim for or contest of any such tax or fee.
- 11.3.7 Each Party shall notify the other Party in writing of any assessment, proposed assessment or other claim for any additional amount of such a tax or fee by a taxing authority; such notice to be provided, if possible, at least ten (10) days prior to the date by which a response, protest or other appeal must be filed, but in no event later than thirty (30) days after receipt of such assessment, proposed assessment or claim.
- 11.4 Taxes and Fees Imposed on Providing Party But Passed On To Purchasing Party.
- 11.4.1 Taxes and fees imposed on the providing Party, which are permitted or required to be passed on by the providing Party to its customer, shall be borne by the purchasing Party.
- 11.4.2 To the extent permitted by applicable law, any such taxes and/or fees shall be shown as separate items on applicable billing documents between the Parties. Notwithstanding the foregoing, the purchasing Party shall remain liable for any such taxes and fees regardless of whether they are actually billed by the providing Party at the time that the respective service is billed.
- 11.4.3 If the purchasing Party disagrees with the providing Party's determination as to the application or basis for any such tax or fee, the Parties shall consult with respect to the imposition and billing of such tax or fee. Notwithstanding the foregoing, the providing Party shall retain ultimate responsibility for determining whether and to what extent any such taxes or fees are applicable, and the purchasing Party shall abide by such determination and pay such taxes or fees to the providing Party. The providing Party shall further retain ultimate responsibility for determining whether and how to contest the imposition of such taxes and fees; provided, however, that any such contest undertaken at the request of the purchasing Party shall be at the purchasing Party's expense.
- 11.4.4 In the event that all or any portion of an amount sought to be collected must be paid in order to contest the imposition of any such tax or fee, or to avoid the existence of a lien on the assets of the providing Party during the pendency of such



contest, the purchasing Party shall be responsible for such payment and shall be entitled to the benefit of any refund or recovery.

- 11.4.5 If it is ultimately determined that any additional amount of such a tax or fee is due to the imposing authority, the purchasing Party shall pay such additional amount, including any interest and penalties thereon.
- 11.4.6 Notwithstanding any provision to the contrary, the purchasing Party shall protect, indemnify and hold harmless (and defend at the purchasing Party's expense) the providing Party from and against any such tax or fee, interest or penalties thereon, or other reasonable charges or payable expenses (including reasonable attorneys' fees) with respect thereto, which are incurred by the providing Party in connection with any claim for or contest of any such tax or fee.
- 11.4.7 Each Party shall notify the other Party in writing of any assessment, proposed assessment or other claim for any additional amount of such a tax or fee by a taxing authority; such notice to be provided, if possible, at least ten (10) days prior to the date by which a response, protest or other appeal must be filed, but in no event later than thirty (30) days after receipt of such assessment, proposed assessment or claim.
- 11.5 Mutual Cooperation. In any contest of a tax or fee by one Party, the other Party shall cooperate fully by providing records, testimony and such additional information or assistance as may reasonably be necessary to pursue the contest. Further, the other Party shall be reimbursed for any reasonable and necessary out-of-pocket copying and travel expenses incurred in assisting in such contest.

## 12. Force Majeure

In the event performance of this Agreement, or any obligation hereunder, is either directly or indirectly prevented, restricted, or interfered with by reason of fire, flood, earthquake or like acts of God, wars, revolution, civil commotion, explosion, acts of public enemy, embargo, acts of the government in its sovereign capacity, labor difficulties, including without limitation, strikes, slowdowns, picketing, or boycotts, unavailability of equipment from vendor, changes requested by South Georgia Pre-Paid, or any other circumstances beyond the reasonable control and without the fault or negligence of the Party affected, the Party affected, upon giving prompt notice to the other Party, shall be excused from such performance on a day-to-day basis to the extent of such prevention, restriction, or interference (and the other Party shall likewise be excused from performance of its obligations on a day-to-day basis until the delay, restriction or interference has ceased); provided, however, that the Party so affected shall use diligent efforts to avoid or remove such causes of non-performance and both Parties shall proceed whenever such causes are removed or cease.

## 13. Adoption of Agreements

BellSouth shall make available, pursuant to 47 USC § 252 and the FCC rules and regulations regarding such availability, to South Georgia Pre-Paid any

interconnection, service, or network element provided under any other agreement filed and approved pursuant to 47 USC § 252, provided a minimum of six months remains on the term of such agreement. The Parties shall adopt all rates, terms and conditions concerning such other interconnection, service or network element and any other rates, terms and conditions that are legitimately related to or were negotiated in exchange for or in conjunction with the interconnection, service or network element being adopted. The adopted interconnection, service, or network element and agreement shall apply to the same states as such other agreement. The term of the adopted agreement or provisions shall expire on the same date as set forth in the agreement that was adopted.

#### **14. Modification of Agreement**

- 14.1 If South Georgia Pre-Paid changes its name or makes changes to its company structure or identity due to a merger, acquisition, transfer or any other reason, it is the responsibility of South Georgia Pre-Paid to notify BellSouth of said change and request that an amendment to this Agreement, if necessary, be executed to reflect said change.
- 14.2 No modification, amendment, supplement to, or waiver of the Agreement or any of its provisions shall be effective and binding upon the Parties unless it is made in writing and duly signed by the Parties.
- 14.3 In the event that any effective legislative, regulatory, judicial or other legal action materially affects any material terms of this Agreement, or the ability of South Georgia Pre-Paid or BellSouth to perform any material terms of this Agreement, South Georgia Pre-Paid or BellSouth may, on thirty (30) days' written notice, require that such terms be renegotiated, and the Parties shall renegotiate in good faith such mutually acceptable new terms as may be required. In the event that such new terms are not renegotiated within ninety (90) days after such notice, the Dispute shall be referred to the Dispute Resolution procedure set forth in this Agreement.

#### **15. Non-waiver of Legal Rights**

Execution of this Agreement by either Party does not confirm or imply that the executing Party agrees with any decision(s) issued pursuant to the Telecommunications Act of 1996 and the consequences of those decisions on specific language in this Agreement. Neither Party waives its rights to appeal or otherwise challenge any such decision(s) and each Party reserves all of its rights to pursue any and all legal and/or equitable remedies, including appeals of any such decision(s).

#### **16. Indivisibility**

The Parties intend that this Agreement be indivisible and nonseverable, and each of the Parties acknowledges that it has assented to all of the covenants and promises in this Agreement as a single whole and that all of such covenants and promises,

taken as a whole, constitute the essence of the contract. Without limiting the generality of the foregoing, each of the Parties acknowledges that any provision by BellSouth of collocation space under this Agreement is solely for the purpose of facilitating the provision of other services under this Agreement and that neither Party would have contracted with respect to the provisioning of collocation space under this Agreement if the covenants and promises of the other Party with respect to the other services provided under this Agreement had not been made. The Parties further acknowledge that this Agreement is intended to constitute a single transaction, that the obligations of the Parties under this Agreement are interdependent, and that payment obligations under this Agreement are intended to be recouped against other payment obligations under this Agreement.

**17. Waivers**

A failure or delay of either Party to enforce any of the provisions hereof, to exercise any option which is herein provided, or to require performance of any of the provisions hereof shall in no way be construed to be a waiver of such provisions or options, and each Party, notwithstanding such failure, shall have the right thereafter to insist upon the performance of any and all of the provisions of this Agreement.

**18. Governing Law**

Where applicable, this Agreement shall be governed by and construed in accordance with federal and state substantive telecommunications law, including rules and regulations of the FCC and appropriate Commission. In all other respects, this Agreement shall be governed by and construed and enforced in accordance with the laws of the State of Georgia without regard to its conflict of laws principles.

**19. Assignments**

Any assignment by either Party to any non-affiliated entity of any right, obligation or duty, or of any other interest hereunder, in whole or in part, without the prior written consent of the other Party shall be void. A Party may assign this Agreement in its entirety to an Affiliate of the Party without the consent of the other Party; provided, however, that the assigning Party shall notify the other Party in writing of such assignment thirty (30) days prior to the Effective Date thereof and, provided further, if the assignee is an assignee of South Georgia Pre-Paid, the assignee must provide evidence of Commission CLEC certification. The Parties shall amend this Agreement to reflect such assignments and shall work cooperatively to implement any changes required due to such assignment. All obligations and duties of any Party under this Agreement shall be binding on all successors in interest and assigns of such Party. No assignment or delegation hereof shall relieve the assignor of its obligations under this Agreement in the event that the assignee fails to perform such obligations. Notwithstanding anything to the contrary in this Section, South Georgia Pre-Paid shall not assign this

Agreement to any Affiliate or non-affiliated entity unless either (1) South Georgia Pre-Paid pays all bills, past due and current, under this Agreement, or (2) South Georgia Pre-Paid's assignee expressly assumes liability for payment of such bills.

**20. Notices**

20.1 Every notice, consent, approval, or other communications required or contemplated by this Agreement shall be in writing and shall be delivered by hand, by overnight courier or by US mail postage prepaid, address to:

**BellSouth Telecommunications, Inc.**

BellSouth Local Contract Manager  
600 North 19<sup>th</sup> Street, 8<sup>th</sup> floor  
Birmingham, Alabama 35203

and

ICS Attorney  
Suite 4300  
675 W. Peachtree St.  
Atlanta, GA 30375

**South Georgia Pre-Paid Telephone Company, Inc.**

Ryan Shirley  
115 N. West Street  
Bainbridge, GA 31717  
Ph. 229-243-0477  
e-mail: rynos@bellsouth.net

or at such other address as the intended recipient previously shall have designated by written notice to the other Party.

20.2 Unless otherwise provided in this Agreement, notice by mail shall be effective on the date it is officially recorded as delivered by return receipt or equivalent, and in the absence of such record of delivery, it shall be presumed to have been delivered the fifth day, or next business day after the fifth day, after it was deposited in the mails.

20.3 Notwithstanding the foregoing, BellSouth may provide South Georgia Pre-Paid notice via Internet posting of price changes and changes to the terms and conditions of services available for resale per Commission Orders. BellSouth will post changes to business processes and policies, notices of new service offerings, and changes to service offerings not requiring an amendment to this Agreement, notices required to be posted to BellSouth's website, and any other information of general applicability to CLECs.

**21. Rule of Construction**

No rule of construction requiring interpretation against the drafting Party hereof shall apply in the interpretation of this Agreement.

**22. Headings of No Force or Effect**

The headings of Articles and Sections of this Agreement are for convenience of reference only, and shall in no way define, modify or restrict the meaning or interpretation of the terms or provisions of this Agreement.

**23. Multiple Counterparts**

This Agreement may be executed in multiple counterparts, each of which shall be deemed an original, but all of which shall together constitute but one and the same document.

**24. Filing of Agreement**

Upon execution of this Agreement it shall be filed with the appropriate state regulatory agency pursuant to the requirements of Section 252 of the Act, and the Parties shall share equally any filing fees therefor. If the regulatory agency imposes any filing or public interest notice fees regarding the filing or approval of the Agreement, South Georgia Pre-Paid shall be responsible for publishing the required notice and the publication and/or notice costs shall be borne by South Georgia Pre-Paid. Notwithstanding the foregoing, this Agreement shall not be submitted for approval by the appropriate state regulatory agency unless and until such time as South Georgia Pre-Paid is duly certified as a local exchange carrier in such state, except as otherwise required by a Commission.

**25. Compliance with Applicable Law**

Each Party shall comply at its own expense with Applicable Law.

**26. Necessary Approvals**

Each Party shall be responsible for obtaining and keeping in effect all approvals from, and rights granted by, governmental authorities, building and property owners, other carriers, and any other persons that may be required in connection with the performance of its obligations under this Agreement. Each Party shall reasonably cooperate with the other Party in obtaining and maintaining any required approvals and rights for which such Party is responsible.

**27. Good Faith Performance**

Each Party shall act in good faith in its performance under this Agreement and, in each case in which a Party's consent or agreement is required or requested

hereunder, such Party shall not unreasonably withhold or delay such consent or agreement.

## **28. Nonexclusive Dealings**

This Agreement does not prevent either Party from providing or purchasing services to or from any other person nor, except as provided in Section 252(i) of the Act, does it obligate either Party to provide or purchase any services (except insofar as the Parties are obligated to provide access to Interconnection, services and Network Elements to South Georgia Pre-Paid as a requesting carrier under the Act).

## **29. Rate True-Up**

29.1 This section applies to Network Interconnection and/or Unbundled Network Elements and Other Services rates that are expressly subject to true-up under this Agreement.

29.2 The designated true-up rates shall be trued-up, either up or down, based on final prices determined either by further agreement between the Parties, or by a final order (including any appeals) of the Commission. The Parties shall implement the true-up by comparing the actual volumes and demand for each item, together with the designated true-up rates for each item, with the final prices determined for each item. Each Party shall keep its own records upon which the true-up can be based, and any final payment from one Party to the other shall be in an amount agreed upon by the Parties based on such records. In the event of any disagreement as between the records or the Parties regarding the amount of such true-up, the Parties shall submit the matter to the Dispute Resolution process in accordance with the provisions of Section 10 of the General Terms and Conditions of this Agreement.

29.3 An effective order of the Commission that forms the basis of a true-up shall be based upon cost studies submitted by either or both Parties to the Commission and shall be binding upon BellSouth and South Georgia Pre-Paid specifically or upon all carriers generally, such as a generic cost proceeding.

## **30. Survival**

The Parties' obligations under this Agreement which by their nature are intended to continue beyond the termination or expiration of this Agreement shall survive the termination or expiration of this Agreement.

## **31. Entire Agreement**

31.1 This Agreement means the General Terms and Conditions, the Attachments identified in Section 31.2 below, and all documents identified therein, as such may be amended from time to time and which are incorporated herein by reference, all

of which, when taken together, are intended to constitute one indivisible agreement. This Agreement sets forth the entire understanding and supersedes prior agreements between the Parties relating to the subject matter contained in this Agreement and merges all prior discussions between them. Any orders placed under prior agreements between the Parties shall be governed by the terms of this Agreement and South Georgia Pre-Paid acknowledges and agrees that any and all amounts and obligations owed for services provisioned or orders placed under prior agreements between the Parties, related to the subject matter hereof, shall be due and owing under this Agreement and be governed by the terms and conditions of this Agreement as if such services or orders were provisioned or placed under this Agreement. Neither Party shall be bound by any definition, condition, provision, representation, warranty, covenant or promise other than as expressly stated in this Agreement or as is contemporaneously or subsequently set forth in writing and executed by a duly authorized officer or representative of the Party to be bound thereby.

31.2 This Agreement includes Attachments with provisions for the following:

- Resale
- Network Elements and Other Services
- Network Interconnection
- Collocation
- Access to Numbers and Number Portability
- Pre-Ordering, Ordering, Provisioning, Maintenance and Repair
- Billing
- Rights-of-Way, Conduits and Pole Attachments
- Performance Measurements
- BellSouth Disaster Recovery Plan
- Bona Fide Request/New Business Request Process

31.3 The following services are included as options for purchase by South Georgia Pre-Paid pursuant to the terms and conditions set forth in this Agreement. South Georgia Pre-Paid may elect to purchase said services by written request to its Local Contract Manager if applicable:

- Optional Daily Usage File (ODUF)
- Enhanced Optional Daily Usage File (EODUF)
- Access Daily Usage File (ADUF)
- Line Information Database (LIDB) Storage
- Centralized Message Distribution Service (CMDS)
- Calling Name (CNAM)
- LNP Data Base Query Service

IN WITNESS WHEREOF, the Parties have executed this Agreement the day and year written below.

**BellSouth Telecommunications, Inc.**

**South Georgia Pre-Paid Telephone Company, Inc.**

By: Signature on File \_\_\_\_\_

By: Signature on File \_\_\_\_\_

Name: Elizabeth R. A. Shiroishi \_\_\_\_\_

Name: Ryan C. Shirley \_\_\_\_\_

Title: Director \_\_\_\_\_

Title: Vice – President \_\_\_\_\_

Date: 04/14/2003 \_\_\_\_\_

Date: 04/08/2003 \_\_\_\_\_



**Attachment 1**

**Resale**

**Table of Contents**

<b>1. Discount Rates.....</b>	<b>3</b>
<b>2. Definition of Terms.....</b>	<b>3</b>
<b>3. General Provisions .....</b>	<b>4</b>
<b>4. BellSouth’s Provision of Services to South Georgia Pre-Paid.....</b>	<b>8</b>
<b>5. Maintenance of Services .....</b>	<b>9</b>
<b>6. Establishment of Service .....</b>	<b>10</b>
<b>7. Discontinuance of Service.....</b>	<b>10</b>
<b>8. Operator Services (Operator Call Processing and Directory Assistance) .....</b>	<b>11</b>
<b>9. Line Information Database (LIDB).....</b>	<b>15</b>
<b>10. RAO Hosting .....</b>	<b>15</b>
<b>11. Optional Daily Usage File (ODUF).....</b>	<b>15</b>
<b>12. Enhanced Optional Daily Usage File (EODUF).....</b>	<b>16</b>
<b>Resale Restrictions</b>	<b>Exhibit A</b>
<b>Line Information Database (LIDB) Storage Agreement</b>	<b>Exhibit B</b>
<b>Optional Daily Usage File (ODUF)</b>	<b>Exhibit C</b>
<b>Enhanced Option Daily Usage File (EODUF)</b>	<b>Exhibit D</b>
<b>Resale Discounts and Rates</b>	<b>Exhibit E</b>

## RESALE

### 1. Discount Rates

- 1.1 The discount rates applied to South Georgia Pre-Paid purchases of BellSouth Telecommunications Services for the purpose of resale shall be as set forth in Exhibit E. Such discounts have been determined by the applicable Commission to reflect the costs avoided by BellSouth when selling a service for wholesale purposes.
- 1.2 The telecommunications services available for purchase by South Georgia Pre-Paid for the purposes of resale to South Georgia Pre-Paid's End Users shall be available at BellSouth's tariffed rates less the discount set forth in Exhibit E to this Agreement and subject to the exclusions and limitations set forth in Exhibit A to this Agreement.

### 2. Definition of Terms

- 2.1 COMPETITIVE LOCAL EXCHANGE COMPANY (CLEC) means a telephone company certificated by the Commission to provide local exchange service within BellSouth's franchised area.
- 2.2 CUSTOMER OF RECORD means the entity responsible for placing application for service; requesting additions, rearrangements, maintenance or discontinuance of service; payment in full of charges incurred such as non-recurring, monthly recurring, toll, directory assistance, etc.
- 2.3 DEPOSIT means assurance provided by a customer in the form of cash, surety bond or bank letter of credit to be held by BellSouth.
- 2.4 END USER means the ultimate user of the Telecommunications Service.
- 2.5 END USER CUSTOMER LOCATION means the physical location of the premises where an End User makes use of the telecommunications services.
- 2.6 NEW SERVICES means functions, features or capabilities that are not currently offered by BellSouth. This includes packaging of existing services or combining a new function, feature or capability with an existing service.
- 2.7 RESALE means an activity wherein a certificated CLEC, such as South Georgia Pre-Paid, subscribes to the telecommunications services of BellSouth and then offers those telecommunications services to the public.

### **3. General Provisions**

- 3.1 All of the negotiated rates, terms and conditions set forth in this Attachment pertain to the resale of BellSouth's retail telecommunications services and other services specified in this Attachment. Subject to effective and applicable FCC and Commission rules and orders, BellSouth shall make available to South Georgia Pre-Paid for resale those telecommunications services BellSouth makes available, pursuant to its General Subscriber Services Tariff and Private Line Services Tariff, to customers who are not telecommunications carriers.
- 3.1.1 When South Georgia Pre-Paid provides Resale service in a cross boundary area (areas that are part of the local serving area of another state's exchange) the rates, regulations and discounts for the tariffing state will apply. Billing will be from the serving state.
- 3.1.2 In Tennessee, if South Georgia Pre-Paid does not resell Lifeline service to any end users, and if South Georgia Pre-Paid agrees to order an appropriate Operator Services/Directory Assistance block as set forth in BellSouth's General Subscriber Services Tariff, the discount shall be 21.56%.
- 3.1.2.1 In the event South Georgia Pre-Paid resells Lifeline service to any end user in Tennessee, BellSouth will begin applying the 16% discount rate to all services. Upon South Georgia Pre-Paid and BellSouth's implementation of a billing arrangement whereby a separate Master Account (Q-account) associated with a separate Operating Customer Number (OCN) is established for billing of Lifeline service end users, the discount shall be applied as set forth in 3.1.2 preceding for the non-Lifeline affected Master Account (Q-account).
- 3.1.2.2 South Georgia Pre-Paid must provide written notification to BellSouth within 30 days prior to either providing its own operator services/ directory services or orders the appropriate operator services/directory assistance blocking, to qualify for the higher discount rate of 21.56%.
- 3.2 South Georgia Pre-Paid may purchase resale services from BellSouth for its own use in operating its business. The resale discount will apply to those services under the following conditions:
- 3.2.1 South Georgia Pre-Paid must resell services to other End Users.
- 3.2.2 South Georgia Pre-Paid cannot be a competitive local exchange telecommunications company for the single purpose of selling to itself.
- 3.3 South Georgia Pre-Paid will be the customer of record for all services purchased from BellSouth. Except as specified herein, BellSouth will take orders from, bill and receive payment from South Georgia Pre-Paid for said services.

- 3.4 South Georgia Pre-Paid will be BellSouth's single point of contact for all services purchased pursuant to this Agreement. BellSouth shall have no contact with the End User except to the extent provided for herein. Each Party shall provide to the other a nation wide (50 states) toll-free contact number for purposes of repair and maintenance.
- 3.5 BellSouth will continue to bill the End User for any services that the End User specifies it wishes to receive directly from BellSouth. BellSouth maintains the right to serve directly any End User within the service area of South Georgia Pre-Paid. BellSouth will continue to market directly its own telecommunications products and services and in doing so may establish independent relationships with End Users of South Georgia Pre-Paid. Neither Party shall interfere with the right of any person or entity to obtain service directly from the other Party.
- 3.5.1 When an End User of South Georgia Pre-Paid or BellSouth elects to change his/her carrier to the other Party, both Parties agree to release the End User's service to the other Party concurrent with the due date of the service order, which shall be established based on the standard interval for the End User's requested service as set forth in the BellSouth Product and Services Interval Guide.
- 3.5.2 BellSouth and South Georgia Pre-Paid will refrain from contacting an End User who has placed or whose selected carrier has placed on the End User's behalf an order to change the End User's service provider from BellSouth or South Georgia Pre-Paid to the other Party until such time that the order for service has been completed.
- 3.6 Current telephone numbers may normally be retained by the End User and are assigned to the service furnished. However, neither Party nor the End User has a property right to the telephone number or any other call number designation associated with services furnished by BellSouth, and no right to the continuance of service through any particular central office. BellSouth reserves the right to change such numbers, or the central office designation associated with such numbers, or both, whenever BellSouth deems it necessary to do so in the conduct of its business and in accordance with BellSouth practices and procedures on a nondiscriminatory basis.
- 3.7 Where BellSouth provides resold services to South Georgia Pre-Paid, BellSouth will provide South Georgia Pre-Paid with on line access to intermediate telephone numbers as defined by applicable FCC rules and regulations on a first come first served basis. South Georgia Pre-Paid acknowledges that such access to numbers shall be in accordance with the appropriate FCC rules and regulations. South Georgia Pre-Paid acknowledges that there may be instances where there is a shortage of telephone numbers in a particular Common Language Location Identifier Code (CLLIC); and in such instances, South Georgia Pre-Paid shall return unused intermediate telephone numbers to BellSouth upon BellSouth's request. BellSouth shall make all such requests on a nondiscriminatory basis.

- 3.8 BellSouth will allow South Georgia Pre-Paid to designate up to 100 intermediate telephone numbers per CLLIC, for South Georgia Pre-Paid's sole use. Assignment, reservation and use of telephone numbers shall be governed by applicable FCC rules and regulations. South Georgia Pre-Paid acknowledges that there may be instances where there is a shortage of telephone numbers in a particular CLLIC and BellSouth has the right to limit access to blocks of intermediate telephone numbers. These instances include: 1) where jeopardy status has been declared by the North American Numbering Plan (NANP) for a particular Numbering Plan Area (NPA); or 2) where a rate center has less than six months supply of numbering resources.
- 3.9 Service is furnished subject to the condition that it will not be used for any unlawful purpose.
- 3.10 Service will be discontinued if any law enforcement agency advises that the service being used is in violation of the law.
- 3.11 BellSouth can refuse service when it has grounds to believe that service will be used in violation of the law.
- 3.12 BellSouth will cooperate with law enforcement agencies with subpoenas and court orders relating to South Georgia Pre-Paid's End Users, pursuant to Section 6 of the General Terms and Conditions.
- 3.13 If South Georgia Pre-Paid or its End Users utilize a BellSouth resold telecommunications service in a manner other than that for which the service was originally intended as described in BellSouth's retail tariffs, South Georgia Pre-Paid has the responsibility to notify BellSouth. BellSouth will only provision and maintain said service consistent with the terms and conditions of the tariff describing said service.
- 3.14 Facilities and/or equipment utilized by BellSouth to provide service to South Georgia Pre-Paid remain the property of BellSouth.
- 3.15 White page directory listings for South Georgia Pre-Paid End Users will be provided in accordance with Section 5 of the General Terms and Conditions.
- 3.16 Service Ordering and Operational Support Systems (OSS)
- 3.16.1 South Georgia Pre-Paid must order services through resale interfaces, i.e., the Local Carrier Service Center (LCSC) and/or appropriate Complex Resale Support Group (CRSG) pursuant to this Agreement. BellSouth has developed and made available the interactive interfaces by which South Georgia Pre-Paid may submit a Local Service Request (LSR) electronically as set forth in Attachment 2 of this Agreement. Service orders will be in a standard format designated by BellSouth.

- 3.16.2 LSRs submitted by means of one of these interactive interfaces will incur an OSS electronic charge as set forth in Exhibit E to this Agreement. An individual LSR will be identified for billing purposes by its Purchase Order Number (PON). LSRs submitted by means other than one of these interactive interfaces (Mail, fax, courier, etc.) will incur a manual order charge as set forth in Exhibit E to this Agreement. Supplements or clarifications to a previously billed LSR will not incur another OSS charge.
- 3.16.3 Denial/Restoral OSS Charge. In the event South Georgia Pre-Paid provides a list of customers to be denied and restored, rather than an LSR, each location on the list will require a separate PON and therefore will be billed as one LSR per location.
- 3.16.4 Cancellation OSS Charge. South Georgia Pre-Paid will incur an OSS charge for an accepted LSR that is later canceled.
- 3.17 Where available to BellSouth's End Users, BellSouth shall provide the following telecommunications services at a discount to allow for voice mail services:
- Message Waiting Indicator ("MWI"), stutter dialtone and message waiting light feature capabilities
  - Call Forward Busy Line ("CF/B")
  - Call Forward Don't Answer ("CF/DA")
- Further, BellSouth messaging services set forth in BellSouth's Messaging Service Information Package shall be made available for resale without the wholesale discount.
- 3.18 BellSouth shall provide branding for, or shall unbrand, voice mail services for South Georgia Pre-Paid per the Bona Fide Request/New Business Request process as set forth in Attachment 6 of this Agreement.
- 3.19 BellSouth's Inside Wire Maintenance Service Plan is available for resale at rates, terms and conditions as set forth by BellSouth and without the wholesale discount.
- 3.20 In the event South Georgia Pre-Paid acquires an end user whose service is provided pursuant to a BellSouth Special Assembly, BellSouth shall make available to South Georgia Pre-Paid that Special Assembly at the wholesale discount at South Georgia Pre-Paid's option. South Georgia Pre-Paid shall be responsible for all terms and conditions of such Special Assembly including but not limited to termination liability if applicable.
- 3.21 BellSouth shall provide 911/E911 for South Georgia Pre-Paid customers in the same manner that it is provided to BellSouth customers. BellSouth shall provide and validate South Georgia Pre-Paid customer information to the PSAP.

BellSouth shall use its service order process to update and maintain, on the same schedule that it uses for its customers, the South Georgia Pre-Paid customer service information in the ALI/DMS (Automatic Location Identification/Location Information) databases used to support 911/E911 services.

3.22 BellSouth shall bill, and South Georgia Pre-Paid shall pay, the End User line charge associated with implementing Number Portability as set forth in BellSouth's FCC No. 1 tariff. This charge is not subject to the wholesale discount.

3.23 Pursuant to 47 CFR Section 51.617, BellSouth shall bill to South Georgia Pre-Paid, and South Georgia Pre-Paid shall pay, the End User common line charges identical to the End User common line charges BellSouth bills its End Users.

#### **4. BellSouth's Provision of Services to South Georgia Pre-Paid**

4.1 Resale of BellSouth services shall be as follows:

4.1.1 The resale of telecommunications services shall be limited to users and uses conforming to the class of service restrictions.

4.1.2 Hotel and Hospital PBX services are the only telecommunications services available for resale to Hotel/Motel and Hospital End Users, respectively. Similarly, Access Line Service for Customer Provided Coin Telephones is the only local service available for resale to Payphone Service Provider (PSP) customers. Shared Tenant Service customers can only be sold those local exchange access services available in BellSouth's A23 Shared Tenant Service Tariff in the states of Florida, Georgia, North Carolina and South Carolina, and in A27 in the states of Alabama, Kentucky, Louisiana, Mississippi and Tennessee.

4.1.3 BellSouth reserves the right to periodically audit services purchased by South Georgia Pre-Paid to establish authenticity of use. Such audit shall not occur more than once in a calendar year. South Georgia Pre-Paid shall make any and all records and data available to BellSouth or BellSouth's auditors on a reasonable basis. BellSouth shall bear the cost of said audit. Any information provided by South Georgia Pre-Paid for purposes of such audit shall be deemed Confidential Information pursuant to the General Terms and Conditions of this Agreement.

4.2 Subject to Exhibit A hereto, resold services can only be used in the same manner as specified in BellSouth's Tariffs. Resold services are subject to the same terms and conditions as are specified for such services when furnished to an individual End User of BellSouth in the appropriate section of BellSouth's Tariffs. Specific tariff features (e.g. a usage allowance per month) shall not be aggregated across multiple resold services.

4.3 South Georgia Pre-Paid may resell services only within the specific service area as defined in its certificate of operation approved by the Commission.



- 4.4 If South Georgia Pre-Paid cancels an order for resold services, any costs incurred by BellSouth in conjunction with provisioning of such order will be recovered in accordance with BellSouth's General Subscriber Services Tariffs and Private Line Services Tariffs.
- 4.5 Service Jointly Provisioned with an Independent Company or Competitive Local Exchange Company Areas
- 4.5.1 BellSouth will in some instances provision resold services in accordance with the General Subscriber Services Tariff and Private Line Tariffs jointly with an Independent Company or other Competitive Local Exchange Carrier.
- 4.5.2 When South Georgia Pre-Paid assumes responsibility for such service, all terms and conditions defined in the Tariff will apply for services provided within the BellSouth service area only.
- 4.5.3 Service terminating in an Independent Company or other Competitive Local Exchange Carrier area will be provisioned and billed by the Independent Company or other Competitive Local Exchange Carrier directly to South Georgia Pre-Paid.
- 4.5.4 South Georgia Pre-Paid must establish a billing arrangement with the Independent Company or other Competitive Local Exchange Carrier prior to assuming an end user account where such circumstances apply.
- 4.5.5 Specific guidelines regarding such services are available on BellSouth's website @ [www.interconnection.bellsouth.com](http://www.interconnection.bellsouth.com).
- 5. Maintenance of Services**
- 5.1 Services resold pursuant to this Attachment and BellSouth's General Subscriber Service Tariff and Private Line Service Tariff and facilities and equipment provided by BellSouth shall be maintained by BellSouth.
- 5.2 South Georgia Pre-Paid or its End Users may not rearrange, move, disconnect, remove or attempt to repair any facilities owned by BellSouth except with the written consent of BellSouth.
- 5.3 South Georgia Pre-Paid accepts responsibility to notify BellSouth of situations that arise that may result in a service problem.
- 5.4 South Georgia Pre-Paid will contact the appropriate repair centers in accordance with procedures established by BellSouth.
- 5.5 For all repair requests, South Georgia Pre-Paid shall adhere to BellSouth's prescreening guidelines prior to referring the trouble to BellSouth.

- 5.6 BellSouth will bill South Georgia Pre-Paid for handling troubles that are found not to be in BellSouth's network pursuant to its standard time and material charges. The standard time and material charges will be no more than what BellSouth charges to its retail customers for the same services.
- 5.7 BellSouth reserves the right to contact South Georgia Pre-Paid's End Users, if deemed necessary, for maintenance purposes.

## **6. Establishment of Service**

- 6.1 After receiving certification as a local exchange carrier from the applicable regulatory agency, South Georgia Pre-Paid will provide the appropriate BellSouth account manager the necessary documentation to enable BellSouth to establish accounts for resold services ("master account"). South Georgia Pre-Paid is required to provide the following before a master account is established: proof of PSC/PUC certification, the Application for Master Account, an Operating Company Number ("OCN") assigned by the National Exchange Carriers Association ("NECA") and a tax exemption certificate, if applicable.
- 6.1.1 If South Georgia Pre-Paid needs to change its OCN(s) under which it operates when South Georgia Pre-Paid has already been conducting business utilizing those OCN(s), South Georgia Pre-Paid shall bear all costs incurred by BellSouth to convert South Georgia Pre-Paid South Georgia Pre-Paid to the new OCN(s). OCN conversion charges include all time required to make system updates to all of South Georgia Pre-Paid's end user customer records. Appropriate charges will appear in the OC&C section of South Georgia Pre-Paid's bill.
- 6.2 South Georgia Pre-Paid shall provide to BellSouth a blanket letter of authorization ("LOA") certifying that South Georgia Pre-Paid will have End User authorization prior to viewing the End User's customer service record or switching the End User's service. BellSouth will not require End User confirmation prior to establishing service for South Georgia Pre-Paid's End User customer.
- 6.3 BellSouth will accept a request directly from the End User for conversion of the End User's service from South Georgia Pre-Paid to BellSouth or will accept a request from another CLEC for conversion of the End User's service from South Georgia Pre-Paid to such other CLEC. Upon completion of the conversion BellSouth will notify South Georgia Pre-Paid that such conversion has been completed.

## **7. Discontinuance of Service**

- 7.1 The procedures for discontinuing service to an End User are as follows:
- 7.1.1 BellSouth will deny service to South Georgia Pre-Paid's End User on behalf of, and at the request of, South Georgia Pre-Paid. Upon restoration of the End User's

service, restoral charges will apply and will be the responsibility of South Georgia Pre-Paid.

- 7.1.2 At the request of South Georgia Pre-Paid, BellSouth will disconnect a South Georgia Pre-Paid End User customer.
- 7.1.3 All requests by South Georgia Pre-Paid for denial or disconnection of an End User for nonpayment must be in writing.
- 7.1.4 South Georgia Pre-Paid will be made solely responsible for notifying the End User of the proposed disconnection of the service.
- 7.1.5 BellSouth will continue to process calls made to the Annoyance Call Center and will advise South Georgia Pre-Paid when it is determined that annoyance calls are originated from one of its End User's locations. BellSouth shall be indemnified, defended and held harmless by South Georgia Pre-Paid and/or the End User against any claim, loss or damage arising from providing this information to South Georgia Pre-Paid. It is the responsibility of South Georgia Pre-Paid to take the corrective action necessary with its End Users who make annoying calls. (Failure to do so will result in BellSouth's disconnecting the End User's service.)

## **8. Operator Services (Operator Call Processing and Directory Assistance)**

- 8.1 Call Processing provides: (1) operator handling for call completion (for example, collect, third number billing, and manual calling-card calls). (2) operator or automated assistance for billing after the end user has dialed the called number (for example, calling card calls); and (3) special services including but not limited to Busy Line Verification and Emergency Line Interrupt (ELI), Emergency Agency Call and Operator-assisted Directory Assistance.
- 8.2 Upon request for BellSouth Operator Call Processing, BellSouth shall:
  - 8.2.1 Process 0+ and 0- dialed local calls
  - 8.2.2 Process 0+ and 0- intraLATA toll calls.
  - 8.2.3 Process calls that are billed to South Georgia Pre-Paid end user's calling card that can be validated by BellSouth.
  - 8.2.4 Process person-to-person calls.
  - 8.2.5 Process collect calls.
  - 8.2.6 Provide the capability for callers to bill a third party and shall also process such calls.
  - 8.2.7 Process station-to-station calls.

- 8.2.8 Process Busy Line Verify and Emergency Line Interrupt requests.
- 8.2.9 Process emergency call trace originated by Public Safety Answering Points.
- 8.2.10 Process operator-assisted directory assistance calls.
- 8.2.11 Adhere to equal access requirements, providing South Georgia Pre-Paid local end users the same IXC access that BellSouth provides its own operator service.
- 8.2.12 Exercise at least the same level of fraud control in providing Operator Service to South Georgia Pre-Paid that BellSouth provides for its own operator service.
- 8.2.13 Perform Billed Number Screening when handling Collect, Person-to-Person, and Billed-To-Third-Party calls.
- 8.2.14 Direct customer account and other similar inquiries to the customer service center designated by South Georgia Pre-Paid.
- 8.2.15 Provide call records to South Georgia Pre-Paid in accordance with ODUF standards.
- 8.2.16 The interface requirements shall conform to the interface specifications for the platform used to provide Operator Services as long as the interface conforms to industry standards.
- 8.3 Directory Assistance Service
  - 8.3.1 Directory Assistance Service provides local and non-local end user telephone number listings with the option to complete the call at the caller's direction separate and distinct from local switching.
  - 8.3.2 Directory Assistance Service shall provide up to two listing requests per call, if available and if requested by South Georgia Pre-Paid's end user. BellSouth shall provide caller-optional directory assistance call completion service at rates set forth in BellSouth's General Subscriber Services Tariff to one of the provided listings.
  - 8.3.3 Directory Assistance Service Updates
    - 8.3.3.1 BellSouth shall update end user listings changes daily. These changes include:
      - 8.3.3.1.1 New end user connections
      - 8.3.3.1.2 End user disconnections
      - 8.3.3.1.3 End user address changes

8.3.3.2 These updates shall also be provided for non-listed and non-published numbers for use in emergencies.

#### 8.4 Branding for Operator Call Processing and Directory Assistance

8.4.1 BellSouth's branding feature provides a definable announcement to South Georgia Pre-Paid end users using Directory Assistance (DA)/ Operator Call Processing (OCP) prior to placing such end users in queue or connecting them to an available operator or automated operator system. This feature allows South Georgia Pre-Paid's name on whose behalf BellSouth is providing Directory Assistance and/or Operator Call Processing. Rates for the branding features are set forth in Exhibit E of this Attachment.

8.4.2 BellSouth offers three branding offering options to South Georgia Pre-Paid when ordering BellSouth's Directory Assistance and Operator Call Processing: BellSouth Branding, Unbranding and Custom Branding.

8.4.3 Upon receipt of the branding order from South Georgia Pre-Paid, the order is considered firm after ten (10) business days. Should South Georgia Pre-Paid decide to cancel the order, written notification to South Georgia Pre-Paid's BellSouth Account Executive is required. If South Georgia Pre-Paid decides to cancel after ten (10) business days from receipt of the branding order, South Georgia Pre-Paid shall pay all charges per the order.

#### 8.4.4 Selective Call Routing using Line Class Codes (SCR-LCC)

8.4.4.1 Where South Georgia Pre-Paid resells BellSouth's services and utilizes an operator services provider other than BellSouth, BellSouth will route South Georgia Pre-Paid's end user calls to that provider through Selective Call Routing.

8.4.4.2 Selective Call Routing using Line Class Codes (SCR-LCC) provides the capability for South Georgia Pre-Paid to have its OCP/DA calls routed to BellSouth's OCP/DA platform for BellSouth provided Custom Branded or Unbranded OCP/DA or to its own or an alternate OCP/DA platform for Self-Branded OCP/DA. SCR-LCC is only available if line class code capacity is available in the requested BellSouth end office switches.

8.4.4.3 Custom Branding for Directory Assistance is not available for certain classes of service, including but not limited to Hotel/Motel services, WATS service and certain PBX services.

8.4.4.4 Where available, South Georgia Pre-Paid specific and unique line class codes are programmed in each BellSouth end office switch were South Georgia Pre-Paid intends to service end users with customized OCP/DA branding. The line class codes specifically identify South Georgia Pre-Paid's end users so OCP/DA calls can be routed over the appropriate trunk group to the request OCP/DA platform. Additional line class codes are required in each end office if the end office serves

multiple NPAs (i.e., a unique LCC is required per NPA), and/or if the end office switch serves multiple rate areas and South Georgia Pre-Paid intends to provide South Georgia Pre-Paid-branded OCP/DA to its end users in these multiple rate areas.

- 8.4.4.5 SCR-LCC supporting Custom Branding and Self Branding require South Georgia Pre-Paid to order dedicated transport and trunking from each BellSouth end office identified by South Georgia Pre-Paid, either to the BellSouth Traffic Operator Position System (TOPS) for Custom Branding or to the South Georgia Pre-Paid Operator Service Provider for Self Branding. Separate trunk groups are required for Operator Services and for Directory Assistance. Rates for transport and trunks are set forth in applicable BellSouth Tariffs.
- 8.4.4.6 The rates for SCR-LCC are as set forth in Exhibit E of this Attachment. There is a nonrecurring charge for the establishment of each Line Class Code in each BellSouth central office.
- 8.4.4.7 Unbranded Directory Assistance and/or Operator Call Processing calls ride common trunk groups provisioned by BellSouth from those end offices identified by South Georgia Pre-Paid to the BellSouth Tops. The calls are routed to "No Announcement."
- 8.4.5 Branding via Originating Line Number Screening (OLNS)
- 8.4.5.1 BellSouth Branding, Unbranding and Custom Branding are also available for Directory Assistance, Operator Call Processing or both via OLNS software. When utilizing this method of Unbranding or Custom Branding South Georgia Pre-Paid shall not be required to purchase direct trunking.
- 8.4.5.2 For BellSouth to provide Unbranding or Custom Branding via OLNS software for Operator Call Processing or for Directory Assistance South Georgia Pre-Paid must have its Operating Company Number ("OCN(s)") and telephone numbers reside in BellSouth's LIDB; however, a BellSouth LIDB Storage Agreement is not required. To Implement Unbranding and Custom Branding via OLNS software, South Georgia Pre-Paid must submit a manual order form which requires, among other things, South Georgia Pre-Paid's OCN and a forecast for the traffic volume anticipated for each BellSouth TOPS during the peak busy hour. South Georgia Pre-Paid shall provide updates to such forecast on a quarterly basis and at any time such forecasted traffic volumes are expected to change significantly. Upon South Georgia Pre-Paid's purchase of Unbranding and Custom Branding using OLNS software for any particular TOPS, all South Georgia Pre-Paid end users served by that TOPS will receive the Unbranded "no announcement" or the Custom Branded announcement.
- 8.4.5.3 Rates for Unbranding and Custom Branding via OLNS software for Directory Assistance and for Operator Call Processing are as set forth in Exhibit E of this

Attachment. Notwithstanding anything to the contrary in this Agreement, to the extent BellSouth is unable to bill South Georgia Pre-Paid applicable charges currently, BellSouth shall track such charges and will bill the same retroactively at such time as a billing process is implemented. In addition to the charges for Unbranding and Custom Branding via OLNS software, South Georgia Pre-Paid shall continue to pay BellSouth applicable labor and other charges for the use of BellSouth's Directory Assistance and Call Processing platforms as set forth in Exhibit E of this Attachment.

- 8.4.5.4 Customized Branding includes charges for the recording of the branding announcement and the loading of the audio units in each TOPS Switch and Network Applications Vehicle (NAV) equipment for which South Georgia Pre-Paid requires service.
- 8.4.5.5 Directory Assistance customized branding uses:
  - 8.4.5.5.1 the recording of South Georgia Pre-Paid
  - 8.4.5.5.2 the loading of the recording in each switch.
- 8.4.5.6 Operator Call Processing customized branding uses:
  - 8.4.5.6.1 the recording of South Georgia Pre-Paid
  - 8.4.5.6.2 the loading of the recording in each switch.
  - 8.4.5.6.3 the loading on the Network Applications Vehicle (NAV). All NAV shelves within the region where the customer is offering service must be loaded.

## **9. Line Information Database (LIDB)**

- 9.1 BellSouth will store in its Line Information Database (LIDB) records relating to service only in the BellSouth region. The LIDB Storage Agreement is included in this Attachment as Exhibit B.
- 9.2 BellSouth will provide LIDB Storage upon written request to South Georgia Pre-Paid's Account Manager stating a requested activation date.

## **10. RAO Hosting**

- 10.1 RAO Hosting is not required for resale in the BellSouth region.

## **11. Optional Daily Usage File (ODUF)**

- 11.1 The Optional Daily Usage File (ODUF) Agreement with terms and conditions is included in this Attachment as Exhibit C. Rates for ODUF are as set forth in Exhibit E of this Attachment.

11.2. BellSouth will provide ODUF service upon written request to its Account Manager stating a requested activation date.

**12. Enhanced Optional Daily Usage File (EODUF)**

12.1 The Enhanced Optional Daily Usage File (EODUF) service Agreement with terms and conditions is included in this Attachment as Exhibit D. Rates for EODUF are as set forth in Exhibit E of this Attachment.

12.2 BellSouth will provide EODUF service upon written request to its Account Manager stating a requested activation date.



**EXCLUSIONS AND LIMITATIONS ON SERVICES AVAILABLE FOR RESALE (Note 3)**

Type of Service	AL		FL		GA		KY		LA		MS		NC		SC		TN	
	Resale	Discount	Resale	Discount	Resale	Discount	Resale	Discount	Resale	Discount	Resale	Discount	Resale	Discount	Resale	Discount	Resale	Discount
1 Grandfathered Services (Note 1)	Yes	Yes	Yes	Yes	Yes	Yes	Yes	Yes	Yes	Yes	Yes	Yes	Yes	Yes	Yes	Yes	Yes	Yes
2 Promotions - > 90 Days(Note 2)	Yes	Yes	Yes	Yes	Yes	Yes	Yes	Yes	Yes	Yes	Yes	Yes	Yes	Yes	Yes	Yes	Yes	Yes
3 Promotions - ≤ 90 Days (Note 2)	Yes	No	Yes	No	Yes	No	Yes	No	Yes	No	Yes	No	Yes	No	Yes	No	Yes	No
4 Lifeline/Link Up Services	Yes	Yes	Yes	Yes	Yes	Yes	No	No	Yes	Yes	Yes	Yes	Yes	Yes	Yes	Yes	Yes	Yes
5 911/E911 Services	Yes	Yes	Yes	Yes	Yes	Yes	Yes	Yes	No	No	Yes	Yes	Yes	Yes	Yes	Yes	Yes	Yes
6 N11 Services	Yes	Yes	Yes	Yes	Yes	Yes	No	No	No	No	Yes	Yes	Yes	Yes	No	No	Yes	Yes
7 MemoryCall® Service	Yes	No	Yes	No	Yes	No	Yes	No	Yes	No	Yes	No	Yes	No	Yes	No	Yes	No
8 Mobile Services	Yes	No	Yes	No	Yes	No	Yes	No	Yes	No	Yes	No	Yes	No	Yes	No	Yes	No
9 Federal Subscriber Line Charges	Yes	No	Yes	No	Yes	No	Yes	No	Yes	No	Yes	No	Yes	No	Yes	No	Yes	No
10 Non-RecurCharges	Yes	Yes	Yes	Yes	Yes	Yes	Yes	Yes	Yes	Yes	Yes	Yes	Yes	Yes	Yes	Yes	Yes	No
11 End User Line Chg-Number Portability	Yes	No	Yes	No	Yes	No	Yes	No	Yes	No	Yes	No	Yes	No	Yes	No	Yes	No
12 Public Telephone Access Svc(PTAS)	Yes	Yes	Yes	Yes	Yes	Yes	Yes	Yes	Yes	Yes	Yes	Yes	Yes	Yes	Yes	No	Yes	Yes
13 Inside Wire Maint Service Plan	Yes	No	Yes	No	Yes	No	Yes	No	Yes	No	Yes	No	Yes	No	Yes	No	Yes	No
<b>Applicable Notes:</b>																		
1.	<b>Grandfathered services</b> can be resold only to existing subscribers of the grandfathered service.																	
2.	Where available for resale, <b>promotions</b> will be made available only to End Users who would have qualified for the promotion had it been provided by BellSouth directly.																	
3.	Some of BellSouth's local exchange and toll telecommunications services are not available in certain central offices and areas.																	

## LINE INFORMATION DATA BASE (LIDB)

### RESALE STORAGE AGREEMENT

#### I. Definitions (from Addendum)

- A. Billing number - a number used by BellSouth for the purpose of identifying an account liable for charges. This number may be a line or a special billing number.
- B. Line number - a ten-digit number assigned by BellSouth that identifies a telephone line associated with a resold local exchange service.
- C. Special billing number - a ten-digit number that identifies a billing account established by BellSouth in connection with a resold local exchange service.
- D. Calling Card number - a billing number plus PIN number assigned by BellSouth.
- E. PIN number - a four-digit security code assigned by BellSouth that is added to a billing number to compose a fourteen-digit calling card number.
- F. Toll billing exception indicator - associated with a billing number to indicate that it is considered invalid for billing of collect calls or third number calls or both, by South Georgia Pre-Paid.
- G. Billed Number Screening - refers to the query service used to determine whether a toll billing exception indicator is present for a particular billing number.
- H. Calling Card Validation - refers to the query service used to determine whether a particular calling card number exists as stated or otherwise provided by a caller.
- I. Billing number information - information about billing number or Calling Card number as assigned by BellSouth and toll billing exception indicator provided to BellSouth by South Georgia Pre-Paid.
- J. Get-Data - refers to the query service used to determine, at a minimum, the Account Owner and/or Regional Accounting Office for a line number. This query service may be modified to provide additional information in the future.
- K. Originating Line Number Screening ("OLNS") - refers to the query service used to determine the billing, screening and call handling indicators, station type and Account Owner provided to BellSouth by South Georgia Pre-Paid for originating line numbers.
- L. Account Owner - name of the local exchange telecommunications company that is providing dialtone on a subscriber line.

## **II. General**

- A. This Agreement sets forth the terms and conditions pursuant to which BellSouth agrees to store in its LIDB certain information at the request of South Georgia Pre-Paid and pursuant to which BellSouth, its LIDB customers and South Georgia Pre-Paid shall have access to such information. In addition, this Agreement sets forth the terms and conditions for South Georgia Pre-Paid's provision of billing number information to BellSouth for inclusion in BellSouth's LIDB. South Georgia Pre-Paid understands that BellSouth provides access to information in its LIDB to various telecommunications service providers pursuant to applicable tariffs and agrees that information stored at the request of South Georgia Pre-Paid, pursuant to this Agreement, shall be available to those telecommunications service providers. The terms and conditions contained herein shall hereby be made a part of this Resale Agreement upon notice to South Georgia Pre-Paid's account team and/or Local Contract Manager activate this LIDB Storage Agreement. The General Terms and Conditions of the Resale Agreement shall govern this LIDB Storage Agreement. The terms and conditions contained in the attached Addendum are hereby made a part of this LIDB Storage Agreement as if fully incorporated herein.
- B. BellSouth will provide responses to on-line, call-by-call queries to billing number information for the following purposes:
1. Billed Number Screening

BellSouth is authorized to use the billing number information to determine whether South Georgia Pre-Paid has identified the billing number as one that should not be billed for collect or third number calls.
  2. Calling Card Validation

BellSouth is authorized to validate a 14-digit Calling Card number where the first 10 digits are a line number or special billing number assigned by BellSouth, and where the last four digits (PIN) are a security code assigned by BellSouth.
  3. OLNS

BellSouth is authorized to provide originating line screening information for billing services restrictions, station type, call handling indicators, presubscribed interLATA and local carrier and account owner on the lines of South Georgia Pre-Paid from which a call originates.
  4. GetData

BellSouth is authorized to provide, at a minimum, the account owner and/or Regional Accounting Office information on the lines of South Georgia Pre-Paid indicating the local service provider and where billing records are to be sent for settlement purposes. This query service may be modified to provide additional information in the future.

5. Fraud Control

BellSouth will provide seven days per week, 24-hours per day, fraud monitoring on Calling Cards, bill-to-third and collect calls made to numbers in BellSouth's LIDB, provided that such information is included in the LIDB query. BellSouth will establish fraud alert thresholds and will notify South Georgia Pre-Paid of fraud alerts so that South Georgia Pre-Paid may take action it deems appropriate.

### **III. Responsibilities of the Parties**

A. BellSouth will administer all data stored in the LIDB, including the data provided by South Georgia Pre-Paid pursuant to this Agreement, in the same manner as BellSouth's data for BellSouth's End User customers. BellSouth shall not be responsible to South Georgia Pre-Paid for any lost revenue which may result from BellSouth's administration of the LIDB pursuant to its established practices and procedures as they exist and as they may be changed by BellSouth in its sole discretion from time to time.

B. Billing and Collection Customers

BellSouth currently has in effect numerous billing and collection agreements with various interexchange carriers and billing clearing houses and as such these billing and collection customers ("B&C Customers") query BellSouth's LIDB to determine whether to accept various billing options from End Users. Until such time as BellSouth implements in its LIDB and its supporting systems the means to differentiate South Georgia Pre-Paid's data from BellSouth's data, the following shall apply:

- (1) BellSouth will identify South Georgia Pre-Paid end user originated long distance charges and will return those charges to the interexchange carrier as not covered by the existing B&C agreement. South Georgia Pre-Paid is responsible for entering into the appropriate agreement with interexchange carriers for handling of long distance charges by their end users.
- (2) BellSouth shall have no obligation to become involved in any disputes between South Georgia Pre-Paid and B&C Customers. BellSouth will not issue adjustments for charges billed on behalf of any B&C Customer to South Georgia Pre-Paid. It shall be the responsibility of South Georgia Pre-Paid and the B&C Customers to negotiate and arrange for any appropriate adjustments.

### **IV. Fees for Service and Taxes**

- A. South Georgia Pre-Paid will not be charged a fee for storage services provided by BellSouth to South Georgia Pre-Paid, as described in this LIDB Resale Storage Agreement.
- B. Sales, use and all other taxes (excluding taxes on BellSouth's income) determined by BellSouth or any taxing authority to be due to any federal, state or local taxing jurisdiction with respect to the provision of the service set forth herein will be paid by South Georgia Pre-Paid in accordance with the tax provisions set forth in the General Terms and Conditions of this Agreement.

**Optional Daily Usage File**

1. Upon written request from South Georgia Pre-Paid, BellSouth will provide the Optional Daily Usage File (ODUF) service to South Georgia Pre-Paid pursuant to the terms and conditions set forth in this section.
2. South Georgia Pre-Paid shall furnish all relevant information required by BellSouth for the provision of the ODUF.
3. The ODUF feed will contain billable messages that were carried over the BellSouth Network and processed in the BellSouth Billing System, but billed to a South Georgia Pre-Paid customer.
4. Charges for ODUF will appear on South Georgia Pre-Paid's monthly bills. The charges are as set forth in Exhibit E to this Attachment. ODUF charges are billed once a month for the previous month's usage. South Georgia Pre-Paid will be billed at the ODUF rates that are in effect at the end of the previous month.
5. The ODUF feed will contain both rated and unrated messages. All messages will be in the standard Alliance for Telecommunications Industry Solutions (ATIS) EMI record format.
6. Messages that error in South Georgia Pre-Paid's billing system will be the responsibility of South Georgia Pre-Paid. If, however, South Georgia Pre-Paid should encounter significant volumes of errored messages that prevent processing by South Georgia Pre-Paid within its systems, BellSouth will work with South Georgia Pre-Paid to determine the source of the errors and the appropriate resolution.
6. The following specifications shall apply to the ODUF feed.
  - 6.1 ODUF Message to be Transmitted
    - 6.1.1 The following messages recorded by BellSouth will be transmitted to South Georgia Pre-Paid:
      - Message recording for per use/per activation type services (examples: Three Way Calling, Verify, Interrupt, Call Return, etc.)
      - Measured billable Local
      - Directory Assistance messages
      - IntraLATA Toll

- WATS and 800 Service
  - N11
  - Information Service Provider Messages
  - Operator Services Messages
  - Credit/Cancel Records
  - Usage for Voice Mail Message Service
- 6.1.2 Rated Incollects (originated in BellSouth and from other companies) can also be on ODUF. Rated Incollects will be intermingled with BellSouth recorded rated and unrated usage. Rated Incollects will not be packed separately.
- 6.1.3 BellSouth will perform duplicate record checks on records processed to ODUF. Any duplicate messages detected will be deleted and not sent to South Georgia Pre-Paid.
- 6.1.4 In the event that South Georgia Pre-Paid detects a duplicate on ODUF they receive from BellSouth, South Georgia Pre-Paid will drop the duplicate message and will not return the duplicate to BellSouth).
- 6.2 ODUF Physical File Characteristics
- 6.2.1 The ODUF will be distributed to South Georgia Pre-Paid via CONNECT:Direct, Connect: Enterprise Client or another mutually agreed medium. The ODUF feed will be a variable block format. The data on the ODUF feed will be in a non-compacted EMI format (175 byte format plus modules). It will be created on a daily basis Monday through Friday except holidays. Details such as dataset name and delivery schedule will be addressed during negotiations of the distribution medium. There will be a maximum of one dataset per workday per OCN.
- 6.2.2 Data circuits (private line or dial-up) will be required between BellSouth and South Georgia Pre-Paid for the purpose of data transmission when utilizing CONNECT:Direct. Where a dedicated line is required, South Georgia Pre-Paid will be responsible for ordering the circuit, overseeing its installation and coordinating the installation with BellSouth. South Georgia Pre-Paid will also be responsible for any charges associated with this line. Equipment required on the BellSouth end to attach the line to the mainframe computer and to transmit data will be negotiated on an individual case basis. Where a dial-up facility is required, dial circuits will be installed in the BellSouth data center by BellSouth and the associated charges assessed to South Georgia Pre-Paid. Additionally, all message toll charges associated with the use of the dial circuit by South Georgia Pre-Paid will be the responsibility of South

- Georgia Pre-Paid. Associated equipment on the BellSouth end, including a modem, will be negotiated on an individual case basis between the Parties. All equipment, including modems and software, that is required on South Georgia Pre-Paid end for the purpose of data transmission will be the responsibility of South Georgia Pre-Paid.
- 6.2.3 If South Georgia Pre-Paid utilizes CONNECT:Enterprise Client for data file transmission, purchase of the CONNECT:Enterprise Client software will be the responsibility of South Georgia Pre-Paid.
- 6.3 ODUF Packing Specifications
- 6.3.1 A pack will contain a minimum of one message record or a maximum of 99,999 message records plus a pack header record and a pack trailer record. One transmission can contain a maximum of 99 packs and a minimum of one pack.
- 6.3.2 The OCN, From RAO, and Invoice Number will control the invoice sequencing. The From RAO will be used to identify to South Georgia Pre-Paid which BellSouth RAO is sending the message. BellSouth and South Georgia Pre-Paid will use the invoice sequencing to control data exchange. BellSouth will be notified of sequence failures identified by South Georgia Pre-Paid and resend the data as appropriate.
- The data will be packed using ATIS EMI records.
- 6.4 ODUF Pack Rejection
- 6.4.1 South Georgia Pre-Paid will notify BellSouth within one business day of rejected packs (via the mutually agreed medium). Packs could be rejected because of pack sequencing discrepancies or a critical edit failure on the Pack Header or Pack Trailer records (i.e. out-of-balance condition on grand totals, invalid data populated). Standard ATIS EMI Error Codes will be used. South Georgia Pre-Paid will not be required to return the actual rejected data to BellSouth. Rejected packs will be corrected and retransmitted to South Georgia Pre-Paid by BellSouth.
- 6.5 ODUF Control Data
- South Georgia Pre-Paid will send one confirmation record per pack that is received from BellSouth. This confirmation record will indicate South Georgia Pre-Paid received the pack and the acceptance or rejection of the pack. Pack Status Code(s) will be populated using standard ATIS EMI error codes for packs that were rejected by South Georgia Pre-Paid for reasons stated in the above section.
- 6.6 ODUF Testing
- 6.6.1 Upon request from South Georgia Pre-Paid, BellSouth shall send test files to South Georgia Pre-Paid for the ODUF. The Parties agree to review and discuss the file's content and/or format. For testing of usage results, BellSouth shall request that South



Georgia Pre-Paid set up a production (live) file. The live test may consist of South Georgia Pre-Paid's employees making test calls for the types of services South Georgia Pre-Paid requests on the ODUF. These test calls are logged by South Georgia Pre-Paid, and the logs are provided to BellSouth. These logs will be used to verify the files. Testing will be completed within 30 calendar days from the date on which the initial test file was sent.

**Enhanced Optional Daily Usage File**

1. Upon written request from South Georgia Pre-Paid, BellSouth will provide the Enhanced Optional Daily Usage File (EODUF) service to South Georgia Pre-Paid pursuant to the terms and conditions set forth in this section. EODUF will only be sent to existing ODUF subscribers who request the EODUF option.
2. South Georgia Pre-Paid shall furnish all relevant information required by BellSouth for the provision of the EODUF.
3. The EODUF will provide usage data for local calls originating from resold Flat Rate Business and Residential Lines.
4. Charges for delivery of the EODUF will appear on South Georgia Pre-Paid's monthly bills. EODUF charges are billed at the EODUF rates that are in effect at the end of the previous month. The charges are as set forth in Exhibit E to this Attachment.
5. All messages will be in the standard Alliance for Telecommunications Industry Solutions (ATIS) EMI record format.
6. Messages that error in the billing system of South Georgia Pre-Paid will be the responsibility of South Georgia Pre-Paid. If, however, South Georgia Pre-Paid should encounter significant volumes of errored messages that prevent processing by South Georgia Pre-Paid within its systems, BellSouth will work with South Georgia Pre-Paid to determine the source of the errors and the appropriate resolution.
7. The following specifications shall apply to the EODUF feed.

7.1 **Usage To Be Transmitted**

- 7.1.1 The following messages recorded by BellSouth will be transmitted to South Georgia Pre-Paid:

Customer usage data for flat rated local call originating from South Georgia Pre-Paid's End User lines (1FB or 1FR). The EODUF record for flat rate messages will include:

Date of Call

From Number

To Number

Connect Time

Conversation Time

Method of Recording

From RAO

Rate Class

Message Type

Billing Indicators

Bill to Number

7.1.2 BellSouth will perform duplicate record checks on EODUF records processed to O DUF. Any duplicate messages detected will be deleted and not sent to South Georgia Pre-Paid.

7.1.3 In the event that South Georgia Pre-Paid detects a duplicate on EODUF they receive from BellSouth, South Georgia Pre-Paid will drop the duplicate message (South Georgia Pre-Paid will not return the duplicate to BellSouth).

7.2 Physical File Characteristics

7.2.1 The EODUF feed will be distributed to South Georgia Pre-Paid via Connect: Direct, Connect: Enterprise Client or another mutually agreed medium. The EODUF messages will be intermingled among South Georgia Pre-Paid's Optional Daily Usage File (ODUF) messages. The EODUF will be a variable block format. The data on the EODUF will be in a non-compacted EMI format (175 byte format plus modules). It will be created on a daily basis Monday through Friday except holiday.

7.2.2 Data circuits (private line or dial-up) may be required between BellSouth and South Georgia Pre-Paid for the purpose of data transmission as set forth in Section 6.2.2 above.

7.2.3 If South Georgia Pre-Paid utilizes CONNECT: Enterprise Client for data file transmission, purchase of the CONNECT: Enterprise Client software will be the responsibility of South Georgia Pre-Paid.

7.3 Packing Specifications

7.3.1 A pack will contain a minimum of one message record or a maximum of 99,999 message records plus a pack header record and a pack trailer record. One transmission can contain a maximum of 99 packs and a minimum of one pack.

7.3.2 The OCN, From (RAO), and Invoice Number will control the invoice sequencing. The From RAO will be used to identify to South Georgia Pre-Paid which BellSouth RAO is sending the message. BellSouth and South Georgia Pre-Paid will use the invoice sequencing to control data exchange. BellSouth will be notified of sequence failures identified by South Georgia Pre-Paid and resend the data as appropriate.

The data will be packed using ATIS EMI Records.

RESALE DISCOUNTS AND RATES - Alabama										Attachment: 1		Exhibit: E																
CATEGORY	RATE ELEMENTS	Interim	Zone	BCS	USOC	RATES(\$)	Svc Order Submitted Elec per LSR	Svc Order Submitted Manually per LSR	Incremental Charge - Manual Svc Order vs. Electronic-1st	Incremental Charge - Manual Svc Order vs. Electronic-Add'l	Incremental Charge - Manual Svc Order vs. Electronic-Disc 1st	Incremental Charge - Manual Svc Order vs. Electronic-Disc Add'l																
													Rec	Nonrecurring		Nonrecurring Disconnect		OSS Rates(\$)										
							First	Add'l	First	Add'l	SOME C	SOMAN	SOMAN	SOMAN	SOMAN	SOMAN												
<b>APPLICABLE DISCOUNTS</b>																												
	Residence %					16.30																						
	Business %					16.30																						
	CSAs %					16.30																						
<b>OPERATIONAL SUPPORT SYSTEMS (OSS) RATES</b>																												
	Electronic LSR				SOME C		3.50	3.50	3.50	3.50																		
	Manual LSR				SOMAN		19.99	19.99	19.99	19.99																		
<b>SELECTIVE CALL ROUTING USING LINE CLASS CODES (SCR-LCC)</b>																												
	Selective Routing Per Unique Line Class Code Per Request Per Switch						84.70	84.70	14.11	14.11																		
<b>DIRECTORY ASSISTANCE CUSTOM BRANDING ANNOUNCEMENT via OLNS SOFTWARE</b>																												
	Recording of DA Custom Branded Announcement						3,000.00	3,000.00																				
	Loading of DA Custom Branded Announcement per Switch per OCN						1,170.00	1,170.00																				
<b>DIRECTORY ASSISTANCE UNBRANDING via OLNS SOFTWARE</b>																												
	Loading of DA per OCN (1 OCN per Order)						420.00	420.00																				
	Loading of DA per Switch per OCN						16.00	16.00																				
<b>OPERATOR ASSISTANCE CUSTOM BRANDING ANNOUNCEMENT via OLNS SOFTWARE</b>																												
	Recording of Custom Branded OA Announcement						7,000.00	7,000.00																				
	Loading of Custom Branded OA Announcement per shelf/NAV per OCN						500.00	500.00																				
	Loading of OA Custom Branded Announcement per Switch per OCN						1,170.00	1,170.00																				
<b>OPERATOR ASSISTANCE UNBRANDING via OLNS SOFTWARE</b>																												
	Loading of OA per OCN (Regional)						1,200.00	1,200.00																				
<b>ODUF/EODUF SERVICES</b>																												
<b>OPTIONAL DAILY USAGE FILE (ODUF)</b>																												
	ODUF: Recording, per message						0.000011																					
	ODUF: Message Processing, per message						0.004101																					
	ODUF: Message Processing, per Magnetic Tape provisioned						42.67																					
	ODUF: Data Transmission (CONNECT:DIRECT), per message						0.000094																					
<b>ENHANCED OPTIONAL DAILY USAGE FILE (EODUF)</b>																												
	EODUF: Message Processing, per message						0.22																					

RESALE DISCOUNTS AND RATES - Florida							Attachment: 1		Exhibit: E							
CATEGORY	RATE ELEMENTS	Interim	Zone	BCS	USOC	RATES(\$)	Svc Order Submitted Elec per LSR	Svc Order Submitted Manually per LSR	Incremental Charge - Manual Svc Order vs. Electronic-1st	Incremental Charge - Manual Svc Order vs. Electronic-Add'l	Incremental Charge - Manual Svc Order vs. Electronic-Disc 1st	Incremental Charge - Manual Svc Order vs. Electronic-Disc Add'l				
							Rec	Nonrecurring		Nonrecurring Disconnect		OSS Rates(\$)				
							First	Add'l	First	Add'l	SOME C	SOMAN	SOMAN	SOMAN	SOMAN	SOMAN
<b>APPLICABLE DISCOUNTS</b>																
	Residence %					21.83										
	Business %					16.81										
	CSAs %					16.81										
<b>OPERATIONAL SUPPORT SYSTEMS (OSS) RATES</b>																
	Electronic LSR				SOME C		3.50	3.50	3.50	3.50						
	Manual LSR				SOMAN		19.99	19.99	19.99	19.99						
<b>SELECTIVE CALL ROUTING USING LINE CLASS CODES (SCR-LCC)</b>																
	Selective Routing Per Unique Line Class Code Per Request Per Switch						93.55	93.55	11.46	11.46						
<b>DIRECTORY ASSISTANCE CUSTOM BRANDING ANNOUNCEMENT via OLNS SOFTWARE</b>																
	Recording of DA Custom Branded Announcement						3,000.00	3,000.00								
	Loading of DA Custom Branded Announcement per Switch per OCN						1,170.00	1,170.00								
<b>DIRECTORY ASSISTANCE UNBRANDING via OLNS SOFTWARE</b>																
	Loading of DA per OCN (1 OCN per Order)						420.00	420.00								
	Loading of DA per Switch per OCN						16.00	16.00								
<b>OPERATOR ASSISTANCE CUSTOM BRANDING ANNOUNCEMENT via OLNS SOFTWARE</b>																
	Recording of Custom Branded OA Announcement						7,000.00	7,000.00								
	Loading of Custom Branded OA Announcement per shelf/NAV per OCN						500.00	500.00								
	Loading of OA Custom Branded Announcement per Switch per OCN						1,170.00	1,170.00								
<b>OPERATOR ASSISTANCE UNBRANDING via OLNS SOFTWARE</b>																
	Loading of OA per OCN (Regional)						1,200.00	1,200.00								
<b>ODUF/EODUF SERVICES</b>																
<b>OPTIONAL DAILY USAGE FILE (ODUF)</b>																
	ODUF: Recording, per message						0.0000071									
	ODUF: Message Processing, per message						0.002146									
	ODUF: Message Processing, per Magnetic Tape provisioned						35.91									
	ODUF: Data Transmission (CONNECT:DIRECT), per message						0.00010375									
<b>ENHANCED OPTIONAL DAILY USAGE FILE (EODUF)</b>																
	EODUF: Message Processing, per message						0.080698									

RESALE DISCOUNTS AND RATES - Georgia							Attachment: 1		Exhibit: E							
CATEGORY	RATE ELEMENTS	Interim	Zone	BCS	USOC	RATES(\$)	Svc Order Submitted Elec per LSR	Svc Order Submitted Manually per LSR	Incremental Charge - Manual Svc Order vs. Electronic-1st	Incremental Charge - Manual Svc Order vs. Electronic-Add'l	Incremental Charge - Manual Svc Order vs. Electronic-Disc 1st	Incremental Charge - Manual Svc Order vs. Electronic-Disc Add'l				
							Rec	Nonrecurring		Nonrecurring Disconnect		OSS Rates(\$)				
							First	Add'l	First	Add'l	SOME C	SOMAN	SOMAN	SOMAN	SOMAN	SOMAN
<b>APPLICABLE DISCOUNTS</b>																
	Residence %					20.30										
	Business %					17.30										
	CSAs %					17.30										
<b>OPERATIONAL SUPPORT SYSTEMS (OSS) RATES</b>																
	Electronic LSR				SOME C		3.50	3.50	3.50	3.50						
	Manual LSR				SOMAN		19.99	19.99	19.99	19.99						
<b>SELECTIVE CALL ROUTING USING LINE CLASS CODES (SCR-LCC)</b>																
	Selective Routing Per Unique Line Class Code Per Request Per Switch						199.56	199.56								
<b>DIRECTORY ASSISTANCE CUSTOM BRANDING ANNOUNCEMENT via OLNS SOFTWARE</b>																
	Recording of DA Custom Branded Announcement						3,000.00	3,000.00								
	Loading of DA Custom Branded Announcement per Switch per OCN						1,170.00	1,170.00								
<b>DIRECTORY ASSISTANCE UNBRANDING via OLNS SOFTWARE</b>																
	Loading of DA per OCN (1 OCN per Order)						420.00	420.00								
	Loading of DA per Switch per OCN						16.00	16.00								
<b>OPERATOR ASSISTANCE CUSTOM BRANDING ANNOUNCEMENT via OLNS SOFTWARE</b>																
	Recording of Custom Branded OA Announcement						7,000.00	7,000.00								
	Loading of Custom Branded OA Announcement per shelf/NAV per OCN						500.00	500.00								
	Loading of OA Custom Branded Announcement per Switch per OCN						1,170.00	1,170.00								
<b>OPERATOR ASSISTANCE UNBRANDING via OLNS SOFTWARE</b>																
	Loading of OA per OCN (Regional)						1,200.00	1,200.00								
<b>ODUF/EODUF SERVICES</b>																
<b>OPTIONAL DAILY USAGE FILE (ODUF)</b>																
	ODUF: Recording, per message						0.0001275									
	ODUF: Message Processing, per message						0.0082548									
	ODUF: Message Processing, per Magnetic Tape provisioned						28.85									
	ODUF: Data Transmission (CONNECT:DIRECT), per message						0.0000434									
<b>ENHANCED OPTIONAL DAILY USAGE FILE (EODUF)</b>																
	EODUF: Message Processing, per message						0.0034555									

RESALE DISCOUNTS AND RATES - Kentucky										Attachment: 1		Exhibit: E																					
CATEGORY	RATE ELEMENTS	Interim	Zone	BCS	USOC	RATES(\$)	Svc Order Submitted Elec per LSR	Svc Order Submitted Manually per LSR	Incremental Charge - Manual Svc Order vs. Electronic-1st	Incremental Charge - Manual Svc Order vs. Electronic-Add'l	Incremental Charge - Manual Svc Order vs. Electronic-Disc 1st	Incremental Charge - Manual Svc Order vs. Electronic-Disc Add'l	OSS Rates(\$)																				
													Rec	Nonrecurring		Nonrecurring Disconnect		SOME C	SOMAN	SOMAN	SOMAN	SOMAN	SOMAN										
<b>APPLICABLE DISCOUNTS</b>																																	
	Residence %					16.79																											
	Business %					15.54																											
	CSAs %					15.54																											
<b>OPERATIONAL SUPPORT SYSTEMS (OSS) RATES</b>																																	
	Electronic LSR				SOME C	3.50	3.50	3.50	3.50																								
	Manual LSR				SOMAN	19.99	19.99	19.99	19.99																								
<b>SELECTIVE CALL ROUTING USING LINE CLASS CODES (SCR-LCC)</b>																																	
	Selective Routing Per Unique Line Class Code Per Request Per Switch					93.53	93.53	15.58	15.58																								
<b>DIRECTORY ASSISTANCE CUSTOM BRANDING ANNOUNCEMENT via OLNS SOFTWARE</b>																																	
	Recording of DA Custom Branded Announcement					3,000.00	3,000.00																										
	Loading of DA Custom Branded Announcement per Switch per OCN					1,170.00	1,170.00																										
<b>DIRECTORY ASSISTANCE UNBRANDING via OLNS SOFTWARE</b>																																	
	Loading of DA per OCN (1 OCN per Order)					420.00	420.00																										
	Loading of DA per Switch per OCN					16.00	16.00																										
<b>OPERATOR ASSISTANCE CUSTOM BRANDING ANNOUNCEMENT via OLNS SOFTWARE</b>																																	
	Recording of Custom Branded OA Announcement					7,000.00	7,000.00																										
	Loading of Custom Branded OA Announcement per shelf/NAV per OCN					500.00	500.00																										
	Loading of OA Custom Branded Announcement per Switch per OCN					1,170.00	1,170.00																										
<b>OPERATOR ASSISTANCE UNBRANDING via OLNS SOFTWARE</b>																																	
	Loading of OA per OCN (Regional)					1,200.00	1,200.00																										
<b>ODUF/EODUF SERVICES</b>																																	
<b>OPTIONAL DAILY USAGE FILE (ODUF)</b>																																	
	ODUF: Recording, per message					0.0000136																											
	ODUF: Message Processing, per message					0.002506																											
	ODUF: Message Processing, per Magnetic Tape provisioned					35.90																											
	ODUF: Data Transmission (CONNECT:DIRECT), per message					0.00010372																											
<b>ENHANCED OPTIONAL DAILY USAGE FILE (EODUF)</b>																																	
	EODUF: Message Processing, per message					0.235889																											



RESALE DISCOUNTS AND RATES - Louisiana										Attachment: 1		Exhibit: E	
CATEGORY	RATE ELEMENTS	Interim	Zone	BCS	USOC	RATES(\$)	Svc Order Submitted Elec per LSR	Svc Order Submitted Manually per LSR	Incremental Charge - Manual Svc Order vs. Electronic-1st	Incremental Charge - Manual Svc Order vs. Electronic-Add'l	Incremental Charge - Manual Svc Order vs. Electronic-Disc 1st	Incremental Charge - Manual Svc Order vs. Electronic-Disc Add'l	
													Rec
APPLICABLE DISCOUNTS													
	Residence %					20.72							
	Business %					20.72							
	CSAs %					9.05							
OPERATIONAL SUPPORT SYSTEMS (OSS) RATES													
	Electronic LSR				SOME C		3.50	3.50	3.50	3.50			
	Manual LSR				SOMAN		19.99	19.99	19.99	19.99			
SELECTIVE CALL ROUTING USING LINE CLASS CODES (SCR-LCC)													
	Selective Routing Per Unique Line Class Code Per Request Per Switch						82.25	82.25					
DIRECTORY ASSISTANCE CUSTOM BRANDING ANNOUNCEMENT via OLNS SOFTWARE													
	Recording of DA Custom Branded Announcement						3,000.00	3,000.00					
	Loading of DA Custom Branded Announcement per Switch per OCN						1,170.00	1,170.00					
DIRECTORY ASSISTANCE UNBRANDING via OLNS SOFTWARE													
	Loading of DA per OCN (1 OCN per Order)						420.00	420.00					
	Loading of DA per Switch per OCN						16.00	16.00					
OPERATOR ASSISTANCE CUSTOM BRANDING ANNOUNCEMENT via OLNS SOFTWARE													
	Recording of Custom Branded OA Announcement						7,000.00	7,000.00					
	Loading of Custom Branded OA Announcement per shelf/NAV per OCN						500.00	500.00					
	Loading of OA Custom Branded Announcement per Switch per OCN						1,170.00	1,170.00					
OPERATOR ASSISTANCE UNBRANDING via OLNS SOFTWARE													
	Loading of OA per OCN (Regional)						1,200.00	1,200.00					
ODUF/EODUF SERVICES													
OPTIONAL DAILY USAGE FILE (ODUF)													
	ODUF: Recording, per message						0.0000117						
	ODUF: Message Processing, per message						0.004641						
	ODUF: Message Processing, per Magnetic Tape provisioned						48.45						
	ODUF: Data Transmission (CONNECT:DIRECT), per message						0.00010568						
ENHANCED OPTIONAL DAILY USAGE FILE (EODUF)													
	EODUF: Message Processing, per message						0.250015						

RESALE DISCOUNTS AND RATES - Mississippi							Attachment: 1		Exhibit: E						
CATEGORY	RATE ELEMENTS	Interim	Zone	BCS	USOC	RATES(\$)				Svc Order Submitted Elec per LSR	Svc Order Submitted Manually per LSR	Incremental Charge - Manual Svc Order vs. Electronic-1st	Incremental Charge - Manual Svc Order vs. Electronic-Add'l	Incremental Charge - Manual Svc Order vs. Electronic-Disc 1st	Incremental Charge - Manual Svc Order vs. Electronic-Disc Add'l
						Rec	Nonrecurring		Nonrecurring Disconnect						
						First	Add'l	First	Add'l	SOME C	SOMAN	SOMAN	SOMAN	SOMAN	SOMAN
<b>APPLICABLE DISCOUNTS</b>															
	Residence %					15.75									
	Business %					15.75									
	CSAs %					15.75									
<b>OPERATIONAL SUPPORT SYSTEMS (OSS) RATES</b>															
	Electronic LSR				SOME C	3.50	3.50	3.50	3.50						
	Manual LSR				SOMAN	19.99	19.99	19.99	19.99						
<b>SELECTIVE CALL ROUTING USING LINE CLASS CODES (SCR-LCC)</b>															
	Selective Routing Per Unique Line Class Code Per Request Per Switch					85.19	85.19	14.19	14.19						
<b>DIRECTORY ASSISTANCE CUSTOM BRANDING ANNOUNCEMENT via OLNS SOFTWARE</b>															
	Recording of DA Custom Branded Announcement					3,000.00	3,000.00								
	Loading of DA Custom Branded Announcement per Switch per OCN					1,170.00	1,170.00								
<b>DIRECTORY ASSISTANCE UNBRANDING via OLNS SOFTWARE</b>															
	Loading of DA per OCN (1 OCN per Order)					420.00	420.00								
	Loading of DA per Switch per OCN					16.00	16.00								
<b>OPERATOR ASSISTANCE CUSTOM BRANDING ANNOUNCEMENT via OLNS SOFTWARE</b>															
	Recording of Custom Branded OA Announcement					7,000.00	7,000.00								
	Loading of Custom Branded OA Announcement per shelf/NAV per OCN					500.00	500.00								
	Loading of OA Custom Branded Announcement per Switch per OCN					1,170.00	1,170.00								
<b>OPERATOR ASSISTANCE UNBRANDING via OLNS SOFTWARE</b>															
	Loading of OA per OCN (Regional)					1,200.00	1,200.00								
<b>ODUF/EODUF SERVICES</b>															
<b>OPTIONAL DAILY USAGE FILE (ODUF)</b>															
	ODUF: Recording, per message					0.0000063									
	ODUF: Message Processing, per message					0.004707									
	ODUF: Message Processing, per Magnetic Tape provisioned					49.04									
	ODUF: Data Transmission (CONNECT:DIRECT), per message					0.00010669									
<b>ENHANCED OPTIONAL DAILY USAGE FILE (EODUF)</b>															
	EODUF: Message Processing, per message					0.250424									

RESALE DISCOUNTS AND RATES - North Carolina							Attachment: 1		Exhibit: E							
CATEGORY	RATE ELEMENTS	Interim	Zone	BCS	USOC	RATES(\$)	Svc Order Submitted Elec per LSR	Svc Order Submitted Manually per LSR	Incremental Charge - Manual Svc Order vs. Electronic-1st	Incremental Charge - Manual Svc Order vs. Electronic-Add'l	Incremental Charge - Manual Svc Order vs. Electronic-Disc 1st	Incremental Charge - Manual Svc Order vs. Electronic-Disc Add'l				
							Rec	Nonrecurring		Nonrecurring Disconnect		OSS Rates(\$)				
							First	Add'l	First	Add'l	SOME C	SOMAN	SOMAN	SOMAN	SOMAN	SOMAN
<b>APPLICABLE DISCOUNTS</b>																
	Residence %					21.50										
	Business %					17.60										
	CSAs %					17.60										
<b>OPERATIONAL SUPPORT SYSTEMS (OSS) RATES</b>																
	Electronic LSR				SOME C		3.50	3.50	3.50	3.50						
	Manual LSR				SOMAN		19.99	19.99	19.99	19.99						
<b>SELECTIVE CALL ROUTING USING LINE CLASS CODES (SCR-LCC)</b>																
	Selective Routing Per Unique Line Class Code Per Request Per Switch						82.25	82.25	14.14	14.14						
<b>DIRECTORY ASSISTANCE CUSTOM BRANDING ANNOUNCEMENT via OLNS SOFTWARE</b>																
	Recording of DA Custom Branded Announcement						3,000.00	3,000.00								
	Loading of DA Custom Branded Announcement per Switch per OCN						1,170.00	1,170.00								
<b>DIRECTORY ASSISTANCE UNBRANDING via OLNS SOFTWARE</b>																
	Loading of DA per OCN (1 OCN per Order)						420.00	420.00								
	Loading of DA per Switch per OCN						16.00	16.00								
<b>OPERATOR ASSISTANCE CUSTOM BRANDING ANNOUNCEMENT via OLNS SOFTWARE</b>																
	Recording of Custom Branded OA Announcement						7,000.00	7,000.00								
	Loading of Custom Branded OA Announcement per shelf/NAV per OCN						500.00	500.00								
	Loading of OA Custom Branded Announcement per Switch per OCN						1,170.00	1,170.00								
<b>OPERATOR ASSISTANCE UNBRANDING via OLNS SOFTWARE</b>																
	Loading of OA per OCN (Regional)						1,200.00	1,200.00								
<b>ODUF/EODUF SERVICES</b>																
<b>OPTIONAL DAILY USAGE FILE (ODUF)</b>																
	ODUF: Recording, per message						0.0003									
	ODUF: Message Processing, per message						0.0032									
	ODUF: Message Processing, per Magnetic Tape provisioned						54.61									
	ODUF: Data Transmission (CONNECT:DIRECT), per message						0.00004									
<b>ENHANCED OPTIONAL DAILY USAGE FILE (EODUF)</b>																
	EODUF: Message Processing, per message						0.2285406									

**RESALE DISCOUNTS AND RATES - South Carolina**

RESALE DISCOUNTS AND RATES - South Carolina							Attachment: 1		Exhibit: E							
CATEGORY	RATE ELEMENTS	Interim	Zone	BCS	USOC	RATES(\$)	Svc Order Submitted Elec per LSR	Svc Order Submitted Manually per LSR	Incremental Charge - Manual Svc Order vs. Electronic-1st	Incremental Charge - Manual Svc Order vs. Electronic-Add'l	Incremental Charge - Manual Svc Order vs. Electronic-Disc 1st	Incremental Charge - Manual Svc Order vs. Electronic-Disc Add'l				
							Rec	Nonrecurring		Nonrecurring Disconnect		OSS Rates(\$)				
							First	Add'l	First	Add'l	SOME C	SOMAN	SOMAN	SOMAN	SOMAN	SOMAN
<b>APPLICABLE DISCOUNTS</b>																
	Residence %					14.80										
	Business %					14.80										
	CSAs %					8.98										
<b>OPERATIONAL SUPPORT SYSTEMS (OSS) RATES</b>																
	Electronic LSR				SOME C		3.50	3.50	3.50	3.50						
	Manual LSR				SOMAN		19.99	19.99	19.99	19.99						
<b>SELECTIVE CALL ROUTING USING LINE CLASS CODES (SCR-LCC)</b>																
	Selective Routing Per Unique Line Class Code Per Request Per Switch						84.89	84.89	14.14	14.14						
<b>DIRECTORY ASSISTANCE CUSTOM BRANDING ANNOUNCEMENT via OLNS SOFTWARE</b>																
	Recording of DA Custom Branded Announcement						3,000.00	3,000.00								
	Loading of DA Custom Branded Announcement per Switch per OCN						1,170.00	1,170.00								
<b>DIRECTORY ASSISTANCE UNBRANDING via OLNS SOFTWARE</b>																
	Loading of DA per OCN (1 OCN per Order)						420.00	420.00								
	Loading of DA per Switch per OCN						16.00	16.00								
<b>OPERATOR ASSISTANCE CUSTOM BRANDING ANNOUNCEMENT via OLNS SOFTWARE</b>																
	Recording of Custom Branded OA Announcement						7,000.00	7,000.00								
	Loading of Custom Branded OA Announcement per shelf/NAV per OCN						500.00	500.00								
	Loading of OA Custom Branded Announcement per Switch per OCN						1,170.00	1,170.00								
<b>OPERATOR ASSISTANCE UNBRANDING via OLNS SOFTWARE</b>																
	Loading of OA per OCN (Regional)						1,200.00	1,200.00								
<b>ODUF/EODUF SERVICES</b>																
<b>OPTIONAL DAILY USAGE FILE (ODUF)</b>																
	ODUF: Recording, per message						0.0000216									
	ODUF: Message Processing, per message						0.004704									
	ODUF: Message Processing, per Magnetic Tape provisioned						48.87									
	ODUF: Data Transmission (CONNECT:DIRECT), per message						0.00010863									
<b>ENHANCED OPTIONAL DAILY USAGE FILE (EODUF)</b>																
	EODUF: Message Processing, per message						0.258301									

RESALE DISCOUNTS AND RATES - Tennessee										Attachment: 1		Exhibit: E			
CATEGORY	RATE ELEMENTS	Interim	Zone	BCS	USOC	RATES(\$)				Svc Order Submitted Elec per LSR	Svc Order Submitted Manually per LSR	Incremental Charge - Manual Svc Order vs. Electronic-1st	Incremental Charge - Manual Svc Order vs. Electronic-Add'l	Incremental Charge - Manual Svc Order vs. Electronic-Disc 1st	Incremental Charge - Manual Svc Order vs. Electronic-Disc Add'l
						Rec	Nonrecurring First	Add'l	Nonrecurring First						
APPLICABLE DISCOUNTS															
	Residence %						16.00								
	Business %						16.00								
	CSAs %						16.00								
OPERATIONAL SUPPORT SYSTEMS (OSS) RATES															
	Electronic LSR				SOME C		3.50	3.50	3.50	3.50					
	Manual LSR				SOMAN		19.99	19.99	19.99	19.99					
SELECTIVE CALL ROUTING USING LINE CLASS CODES (SCR-LCC)															
	Selective Routing Per Unique Line Class Code Per Request Per Switch						179.60	179.60							
DIRECTORY ASSISTANCE CUSTOM BRANDING ANNOUNCEMENT via OLNS SOFTWARE															
	Recording of DA Custom Branded Announcement						1,555.00	1,553.00	7.03	7.03					
	Loading of DA Custom Branded Announcement per Switch per OCN						240.71	240.71							
DIRECTORY ASSISTANCE UNBRANDING via OLNS SOFTWARE															
	Loading of DA per OCN (1 OCN per Order)						420.00	420.00							
	Loading of DA per Switch per OCN						16.00	16.00							
OPERATOR ASSISTANCE CUSTOM BRANDING ANNOUNCEMENT via OLNS SOFTWARE															
	Recording of Custom Branded OA Announcement						1,555.00	1,555.00							
	Loading of Custom Branded OA Announcement per shelf/NAV per OCN						240.71	240.71							
	Loading of OA Custom Branded Announcement per Switch per OCN						240.71	240.71							
OPERATOR ASSISTANCE UNBRANDING via OLNS SOFTWARE															
	Loading of OA per OCN (Regional)						1,200.00	1,200.00							
ODUF/EODUF SERVICES															
OPTIONAL DAILY USAGE FILE (ODUF)															
	ODUF: Recording, per message						0.0000044								
	ODUF: Message Processing, per message						0.0027366								
	ODUF: Message Processing, per Magnetic Tape provisioned						52.75								
	ODUF: Data Transmission (CONNECT:DIRECT), per message						0.0000339								
ENHANCED OPTIONAL DAILY USAGE FILE (EODUF)															
	EODUF: Message Processing, per message						0.004								

## **Attachment 2**

### **Network Elements and Other Services**

**TABLE OF CONTENTS**

**1 INTRODUCTION..... 3**

**2 UNBUNDLED LOOPS..... 4**

**3 HIGH FREQUENCY SPECTRUM NETWORK ELEMENT..... 26**

**4 LOCAL SWITCHING..... 37**

**5 UNBUNDLED NETWORK ELEMENT COMBINATIONS..... 44**

**6 TRANSPORT, CHANNELIZATION AND DARK FIBER..... 51**

**7 BELLSOUTH SWITCHED ACCESS (“SWA”) 8XX TOLL FREE DIALING TEN DIGIT  
SCREENING SERVICE..... 56**

**8 LINE INFORMATION DATABASE (LIDB)..... 56**

**9 SIGNALING ..... 59**

**10 OPERATOR SERVICES (OPERATOR CALL PROCESSING AND DIRECTORY ASSISTANCE) . 65**

**11 AUTOMATIC LOCATION IDENTIFICATION/DATA MANAGEMENT SYSTEM (ALI/DMS)..... 71**

**12 CALLING NAME (CNAM) DATABASE SERVICE..... 72**

**13 SERVICE CREATION ENVIRONMENT AND SERVICE MANAGEMENT SYSTEM (SCE/SMS)  
ADVANCED INTELLIGENT NETWORK (AIN) ACCESS ..... 73**

**14 BASIC 911 AND E911 ..... 74**

**15 OPERATIONAL SUPPORT SYSTEMS (OSS)..... 75**

**LIDB Storage Agreement ..... Exhibit A**

**Rates ..... Exhibit B**

## ACCESS TO NETWORK ELEMENTS AND OTHER SERVICES

### 1 Introduction

- 1.1 This Attachment sets forth rates, terms and conditions for Network Elements and combinations of Network Elements that BellSouth agrees to offer to South Georgia Pre-Paid in accordance with its obligations under Section 251(c)(3) of the Act. Additionally, this Attachment sets forth the rates, terms and conditions for other services BellSouth makes available to South Georgia Pre-Paid. The rates for each Network Element and combination of Network Elements and other services are set forth in Exhibit B of this Agreement. Additionally, the provision of a particular Network Element or service may require South Georgia Pre-Paid to purchase other Network Elements or services.
- 1.2 For purposes of this Agreement, “Network Element” is defined to mean a facility or equipment South Georgia Pre-Paid used in the provision of a telecommunications service. For purposes of this Agreement, combinations of Network Elements shall be referred to as “Combinations.”
- 1.3 BellSouth shall, upon request of South Georgia Pre-Paid, and to the extent technically feasible, provide to South Georgia Pre-Paid access to its Network Elements for the provision of South Georgia Pre-Paid’s telecommunications services. If no rate is identified in this Agreement, the rate for the specific service or function will be as set forth in the applicable BellSouth tariff or as negotiated by the Parties upon request by either Party.
- 1.4 South Georgia Pre-Paid may purchase Network Elements and other services from BellSouth for the purpose of combining such network elements in any manner South Georgia Pre-Paid chooses to provide telecommunication services to its intended users, including recreating existing BellSouth services. With the exception of the sub-loop Network Elements which are located outside of the central office, BellSouth shall deliver the Network Elements purchased by South Georgia Pre-Paid to the demarcation point associated with South Georgia Pre-Paid’s collocation arrangement.
- 1.5 BellSouth shall comply with the requirements as set forth in the technical references within this Attachment 2.
- 1.6 South Georgia Pre-Paid may not purchase unbundled network elements (UNEs) or convert special access circuits to UNEs if such network elements will be used to provide wireless telecommunications services.
- 1.7 BellSouth shall not connect individual UNEs or combinations of UNEs to BellSouth tariffed services.



- 1.8 If South Georgia Pre-Paid reports a trouble on a UNE and no trouble actually exists on the BellSouth portion, BellSouth will charge South Georgia Pre-Paid for any dispatching and testing (both inside and outside the CO) required by BellSouth in order to confirm the UNE's working status.
- 1.9 Rates
- 1.9.1 The prices that South Georgia Pre-Paid shall pay to BellSouth for Network Elements and Other Services are set forth in Exhibit B to this Attachment. If South Georgia Pre-Paid purchases a service(s) from a tariff, all terms and conditions and rates as set forth in such tariff shall apply.
- 1.9.2 Rates, terms and conditions for order cancellation charges and Service Date Advancement Charges will apply in accordance with Attachment 6 and are incorporated herein by this reference.
- 1.9.3 If South Georgia Pre-Paid modifies an order (Order Modification Charge (OMC)) after being sent a Firm Order Confirmation (FOC) from BellSouth, any costs incurred by BellSouth to accommodate the modification will be paid by South Georgia Pre-Paid in accordance with FCC No. 1 Tariff, Section 5.
- 1.9.4 A one-month minimum billing period shall apply to all UNE conversions or new installations.

## **2 Unbundled Loops**

- 2.1 General
- 2.1.1 The local loop Network Element ("Loop") is defined as a transmission facility between a distribution frame (or its equivalent) in BellSouth's central office and the Loop demarcation point at an end-user customer premises, including inside wire owned by BellSouth. The local Loop Network Element includes all features, functions, and capabilities of the transmission facilities, including dark fiber and attached electronics (except those used for the provision of advanced services, such as Digital Subscriber Line Access Multiplexers) and line conditioning.
- 2.1.2 The provisioning of a Loop to South Georgia Pre-Paid's collocation space will require cross-office cabling and cross-connections within the central office to connect the Loop to a local switch or to other transmission equipment. These cross-connects are separate components that are not considered a part of the Loop, and thus, have a separate charge.
- 2.1.3 To the extent available within BellSouth's network at a particular location, BellSouth will offer Loops capable of supporting telecommunications services. If a requested Loop type is not available and cannot be made available through BellSouth's Unbundled Loop Modification process, then South Georgia Pre-Paid can use the Special Construction process to request that BellSouth place facilities

in order to meet South Georgia Pre-Paid's Loop requirements. Standard Loop intervals shall not apply to the Special Construction process.

- 2.1.4 Where facilities are available, BellSouth will install Loops in compliance with BellSouth's Products and Services Interval Guide available at the website at <http://www.interconnection.bellsouth.com>. For orders of 15 or more Loops, the installation and any applicable Order Coordination as described below will be handled on a project basis, and the intervals will be set by the BellSouth project manager for that order. When Loops require a Service Inquiry (SI) prior to issuing the order to determine if facilities are available, the interval for the SI process is separate from the installation interval.
- 2.1.5 The Loop shall be provided to South Georgia Pre-Paid in accordance with BellSouth's TR73600 Unbundled Local Loop Technical Specification and applicable industry standard technical references.
- 2.1.6 South Georgia Pre-Paid may utilize the unbundled Loops to provide telecommunications services as long as such services are consistent with industry standards and BellSouth's TR73600.
- 2.1.7 BellSouth will only provision, maintain and repair the Loops to the standards that are consistent with the type of Loop ordered. In those cases where South Georgia Pre-Paid has requested that BellSouth modify a Loop so that it no longer meets the technical parameters of the original Loop type (e.g., voice grade, ISDN, ADSL, etc.), the resulting Loop will be maintained as an unbundled copper Loop (UCL), and South Georgia Pre-Paid shall pay the recurring and non-recurring charges for a UCL. For non-service specific Loops (e.g. UCL, Loops modified by South Georgia Pre-Paid using the Unbundled Loop Modification (ULM) process), BellSouth will only support that the Loop has copper continuity and balanced tip-and-ring.
- 2.1.7.1 When a BellSouth technician is required to be dispatched to provision the Loop, BellSouth will tag the Loop with the Circuit ID number and the name of the ordering CLEC. When a dispatch is not required to provision the Loop, BellSouth will tag the Loop on the next required visit to the end user's location. If South Georgia Pre-Paid wants to ensure the Loop is tagged during the provisioning process for Loops that may not require a dispatch (e.g. UVL-SL1, UVL-SL2, UCL-ND, South Georgia Pre-Paid may order Loop Tagging. Rates for Loop Tagging are as set forth in Exhibit B of this Attachment.
- 2.1.8 **Loop Testing/Trouble Reporting**
- 2.1.8.1 South Georgia Pre-Paid will be responsible for testing and isolating troubles on the Loops. South Georgia Pre-Paid must test and isolate trouble to the BellSouth portion of a designed/non-designed unbundled Loop (e.g., UVL-SL2, UCL-D, UVL-SL1, UCL-ND, etc.) before reporting repair to the UNE Customer

Wholesale Interconnection Network Services (CWINS) Center. At the time of the trouble report, South Georgia Pre-Paid will be required to provide the results of the South Georgia Pre-Paid test which indicate a problem on the BellSouth provided Loop.

2.1.8.2 Once South Georgia Pre-Paid has isolated a trouble to the BellSouth provided Loop, and had issued a trouble report to BellSouth on the Loop, BellSouth will take the actions necessary to repair the Loop if a trouble actually exists. BellSouth will repair these Loops in the same time frames that BellSouth repairs similarly situated Loops to its end users.

2.1.8.3 If South Georgia Pre-Paid reports a trouble on a non-designed or designed Loop and no trouble actually exists, BellSouth will charge South Georgia Pre-Paid for any dispatching and testing (both inside and outside the CO) required by BellSouth in order to confirm the Loop's working status.

#### 2.1.9 **Order Coordination and Order Coordination-Time Specific**

2.1.9.1 "Order Coordination" (OC) allows BellSouth and South Georgia Pre-Paid to coordinate the installation of the SL2 Loops, Unbundled Digital Loops (UDL) and other Loops where OC may be purchased as an option, to South Georgia Pre-Paid's facilities to limit end user service outage. OC is available when the Loop is provisioned over an existing circuit that is currently providing service to the end user. OC for physical conversions will be scheduled at BellSouth's discretion during normal working hours on the committed due date. OC shall be provided in accordance with the chart set forth below.

2.1.9.2 "Order Coordination – Time Specific" (OC-TS) allows South Georgia Pre-Paid to order a specific time for OC to take place. BellSouth will make every effort to accommodate South Georgia Pre-Paid's specific conversion time request. However, BellSouth reserves the right to negotiate with South Georgia Pre-Paid a conversion time based on load and appointment control when necessary. This OC-TS is a chargeable option for all Loops except Unbundled Copper Loops (UCL) and Universal Digital Channel (UDC), and is billed in addition to the OC charge. South Georgia Pre-Paid may specify a time between 9:00 a.m. and 4:00 p.m. (location time) Monday through Friday (excluding holidays). If South Georgia Pre-Paid specifies a time outside this window, or selects a time or quantity of Loops that requires BellSouth technicians to work outside normal work hours, overtime charges will apply in addition to the OC and OC-TS charges. Overtime charges will be applied based on the amount of overtime worked and in accordance with the rates established in the Access Services Tariff, Section E13.2, for each state. The OC-TS charges for an order due on the same day at the same location will be applied on a per Local Service Request (LSR) basis.

#### 2.1.10 **CLEC to CLEC Conversions for Unbundled Loops**

- 2.1.10.1 The CLEC to CLEC conversion process for unbundled Loops may be used by South Georgia Pre-Paid when converting an existing unbundled Loop from another CLEC for the same end user. The Loop type being converted must be included in South Georgia Pre-Paid's Interconnection Agreement before requesting a conversion.
- 2.1.10.2 To utilize the CLEC to CLEC conversion process, the Loop being converted must be the same Loop type with no requested changes to the Loop, must serve the same end user location from the same serving wire center, and must not require an outside dispatch to provision.
- 2.1.10.3 The Loops converted to South Georgia Pre-Paid pursuant to the CLEC to CLEC conversion process shall be provisioned in the same manner and with the same functionality and options as described in this Attachment for the specific Loop type.

2.1.10.4

	<b>Order Coordination (OC)</b>	<b>Order Coordination – Time Specific (OC-TS)</b>	<b>Test Points</b>	<b>DLR</b>	<b>Charge for Dispatch and Testing if No Trouble Found</b>
<b>SL-1 (Non-Designed)</b>	Chargeable Option	Chargeable Option	Not available	Chargeable Option – ordered as Engineering Information Document	Charged for Dispatch inside and outside Central Office
<b>UCL-ND (Non-Designed)</b>	Chargeable Option	Not Available	Not Available	Chargeable Option – ordered as Engineering Information Document	Charged for Dispatch inside and outside Central Office
<b>Unbundled Voice Loops - SL-2 (including 2- and 4-wire UVL) (Designed)</b>	Included	Chargeable Option	Included	Included	Charged for Dispatch outside Central Office
<b>Unbundled Digital Loop (Designed)</b>	Included	Chargeable Option (except on Universal Digital Channel)	Included (where appropriate)	Included	Charged for Dispatch outside Central Office
<b>Unbundled Copper Loop (Designed)</b>	Chargeable in accordance with Section 2	Not available	Included	Included	Charged for Dispatch outside Central Office
For UVL-SL1 and UCLs, South Georgia Pre-Paid must order and will be billed for both OC and OC-TS if requesting OC-TS.					

2.2 **Unbundled Voice Loops (UVLs)**

2.2.1 BellSouth shall make available the following UVLs:

2.2.1.1 2-wire Analog Voice Grade Loop – SL1 (Non-Designed)

2.2.1.2 2-wire Analog Voice Grade Loop – SL2 (Designed)

- 2.2.1.3 4-wire Analog Voice Grade Loop (Designed)
- 2.2.2 Unbundled Voice Loops (UVL) may be provisioned using any type of facility that will support voice grade services. This may include loaded copper, non-loaded copper, digital loop carrier systems, fiber or a combination of any of these facilities. BellSouth, in the normal course of maintaining, repairing, and configuring its network, may also change the facilities that are used to provide any given voice grade circuit. This change may occur at any time. In these situations, BellSouth will only ensure that the newly provided facility will support voice grade services. BellSouth will not guarantee that South Georgia Pre-Paid will be able to continue to provide any advanced services over the new facility. BellSouth will offer UVL in two different service levels - Service Level One (SL1) and Service Level Two (SL2).
- 2.2.3 Unbundled Voice Loop - SL1 (UVL-SL1) Loops are 2-wire Loop start circuits, will be non-designed, and will not have remote access test points. OC will be offered as a chargeable option on SL1 Loops when reuse of existing facilities has been requested by South Georgia Pre-Paid. South Georgia Pre-Paid may also order OC-TS when a specified conversion time is requested. OC-TS is a chargeable option for any coordinated order and is billed in addition to the OC charge. An Engineering Information (EI) document can be ordered as a chargeable option. The EI document provides Loop Make-Up information which is similar to the information normally provided in a Design Layout Record. Upon issuance of a non-coordinated order in the service order system, SL1 Loops will be activated on the due date in the same manner and time frames that BellSouth normally activates POTS-type Loops for its end users.
- 2.2.4 For an additional charge BellSouth will make available Loop Testing so that South Georgia Pre-Paid may request further testing on new UVL-SL1 Loops. Rates for Loop Testing are as set forth in Exhibit B of this Attachment.
- 2.2.5 Unbundled Voice Loop – SL2 (UVL-SL2) Loops may be 2-wire or 4-wire circuits, shall have remote access test points, and will be designed with a Design Layout Record provided to South Georgia Pre-Paid. SL2 circuits can be provisioned with loop start, ground start or reverse battery signaling. OC is provided as a standard feature on SL2 Loops. The OC feature will allow South Georgia Pre-Paid to coordinate the installation of the Loop with the disconnect of an existing customer's service and/or number portability service. In these cases, BellSouth will perform the order conversion with standard order coordination at its discretion during normal work hours.
- 2.3 **Unbundled Digital Loops**
- 2.3.1 BellSouth will offer Unbundled Digital Loops (UDL). UDLs are service specific, will be designed, will be provisioned with test points (where appropriate), and will

come standard with OC and a Design Layout Record (DLR). The various UDLs are intended to support a specific digital transmission scheme or service.

- 2.3.2 BellSouth shall make available the following UDLs:
  - 2.3.2.1 2-wire Unbundled ISDN Digital Loop
  - 2.3.2.2 2-wire Universal Digital Channel (IDSL Compatible)
  - 2.3.2.3 2-wire Unbundled ADSL Compatible Loop
  - 2.3.2.4 2-wire Unbundled HDSL Compatible Loop
  - 2.3.2.5 4-wire Unbundled HDSL Compatible Loop
  - 2.3.2.6 4-wire Unbundled DS1 Digital Loop
  - 2.3.2.7 4-wire Unbundled Digital Loop/DS0 – 64 kbps, 56 kbps and below
  - 2.3.2.8 DS3 Loop
  - 2.3.2.9 STS-1 Loop
  - 2.3.2.10 OC-3 Loop
  - 2.3.2.11 OC-12 Loop
  - 2.3.2.12 OC-48 Loop
- 2.3.3 2-Wire Unbundled ISDN Digital Loops will be provisioned according to industry standards for 2-Wire Basic Rate ISDN services and will come standard with a test point, Order Coordination, and a DLR. South Georgia Pre-Paid will be responsible for providing BellSouth with a Service Profile Identifier (SPID) associated with a particular ISDN-capable Loop and end user. With the SPID, BellSouth will be able to adequately test the circuit and ensure that it properly supports ISDN service. BellSouth will not reconfigure its ISDN-capable Loop to support IDSL service.
  - 2.3.3.1 The Universal Digital Channel (UDC) (also known as IDSL-compatible Loop) is intended to be compatible with IDSL service and has the same physical characteristics and transmission specifications as BellSouth's ISDN-capable Loop. These specifications are listed in BellSouth's TR73600.
  - 2.3.3.2 The UDC may be provisioned on copper or through a Digital Loop Carrier (DLC) system. When UDC Loops are provisioned using a DLC system, the Loops will be provisioned on time slots that are compatible with data-only services such as IDSL.

- 2.3.4 2-Wire ADSL-Compatible Loop. This is a designed Loop that is provisioned according to Revised Resistance Design (RRD) criteria and may be up to 18kft long and may have up to 6kft of bridged tap (inclusive of Loop length). The Loop is a 2-wire circuit and will come standard with a test point, Order Coordination, and a DLR.
- 2.3.5 2-Wire or 4-Wire HDSL-Compatible Loop. This is a designed Loop that is provisioned according to Carrier Serving Area (CSA) criteria and may be up to 12,000 feet long and may have up to 2,500 feet of bridged tap (inclusive of Loop length). It may be a 2-wire or 4-wire circuit and will come standard with a test point, Order Coordination, and a DLR.
- 2.3.6 4-Wire Unbundled DS1 Digital Loop. This is a designed 4-wire Loop that is provisioned according to industry standards for DS1 or Primary Rate ISDN services and will come standard with a test point, Order Coordination, and a DLR. A DS1 Loop may be provisioned over a variety of loop transmission technologies including copper, HDSL-based technology or fiber optic transport systems. It will include a 4-Wire DS1 Network Interface at the end-user's location.
- 2.3.7 4-Wire Unbundled Digital/DS0 Loop. These are designed 4-wire Loops that may be configured as 64kbps, 56kbps, 19kbps, and other sub-rate speeds associated with digital data services and will come standard with a test point, Order Coordination, and a DLR.
- 2.3.8 DS3 Loop. DS3 Loop is a two-point digital transmission path which provides for simultaneous two-way transmission of serial, bipolar, return-to-zero isochronous digital electrical signals at a transmission rate of 44.736 megabits per second (Mbps) that is dedicated to the use of the ordering CLEC in its provisioning of local exchange and associated exchange access services. It may provide transport for twenty-eight (28) DS1 channels, each of which provides the digital equivalent of twenty-four analog voice grade channels. The interface to unbundled dedicated DS3 transport is a metallic-based electrical interface.
- 2.3.9 STS-1 Loop. STS-1 Loop is a high-capacity digital transmission path with SONET VT1.5 mapping that is dedicated for the use of the ordering customer for the purpose of provisioning local exchange and associated exchange access services. It is a two-point digital transmission path which provides for simultaneous two-way transmission of serial bipolar return-to-zero synchronous digital electrical signals at a transmission rate of 51.84 megabits per second (Mbps). It may provide transport for twenty-eight (28) DS1 channels, each of which provides the digital equivalent of twenty-four analog voice grade channels. The interface to unbundled dedicated STS-1 transport is a metallic-based electrical interface.
- 2.3.10 OC-3 Loop/OC-12 Loop/OC-48 Loop. OC-3/OC-12/OC-48 Loops are optical two-point transmission paths that are dedicated to the use of the ordering CLEC in



its provisioning of local exchange and associated exchange access services. The physical interface for all optical transport is optical fiber. This interface standard allows for transport of many different digital signals using a basic building block or base transmission rate of 51.84 megabits per second (Mbps). Higher rates are direct multiples of the base rate. The following rates are applicable: OC-3 - 155.52 Mbps; OC-12 - 622.08 Mbps; and OC-48 - 2488 Mbps.

2.3.11 DS3 and above services come with a test point and a DLR. Mileage is airline miles, rounded up and a minimum of one mile applies. BellSouth TR 73501 LightGate<sup>®</sup> Service Interface and Performance Specifications, Issue D, June 1995 applies to DS3 and above services.

## 2.4 **Unbundled Copper Loops (UCL)**

2.4.1 BellSouth shall make available Unbundled Copper Loops (UCLs). The UCL is a copper twisted pair Loop that is unencumbered by any intervening equipment (e.g., filters, load coils, range extenders, digital loop carrier, or repeaters) and is not intended to support any particular telecommunications service. The UCL will be offered in two types – Designed and Non-Designed.

### 2.4.2 **Unbundled Copper Loop – Designed (UCL-D)**

2.4.2.1 The UCL-D will be provisioned as a dry copper twisted pair Loop that is unencumbered by any intervening equipment (e.g., filters, load coils, range extenders, digital loop carrier, or repeaters). The UCL-D will be offered in two versions - Short and Long.

2.4.2.2 A short UCL-D (18,000 feet or less) is provisioned according to Resistance Design parameters, may have up to 6,000 feet of bridged tap and will have up to 1300 Ohms of resistance.

2.4.2.3 The long UCL-D (beyond 18,000 feet) is provisioned as a dry copper twisted pair longer than 18,000 feet and may have up to 12,000 feet of bridged tap and up to 2800 Ohms of resistance.

2.4.2.4 The UCL-D is a designed circuit, is provisioned with a test point, and comes standard with a DLR. OC is a chargeable option for a UCL-D; however, OC is always required on UCLs where a reuse of existing facilities has been requested by South Georgia Pre-Paid.

2.4.2.5 These Loops are not intended to support any particular services and may be utilized by South Georgia Pre-Paid to provide a wide-range of telecommunications services as long as those services do not adversely affect BellSouth's network. This facility will include a Network Interface Device (NID) at the customer's location for the purpose of connecting the Loop to the customer's inside wire.

2.4.2.6 BellSouth will make available the following UCL-Ds:

2.4.2.6.1 2-Wire UCL-D/short

2.4.2.6.2 2-Wire UCL-D/long

2.4.2.6.3 4-Wire UCL-D/short

2.4.2.6.4 4-Wire UCL-D/long

2.4.3 **Unbundled Copper Loop – Non-Designed (UCL-ND)**

2.4.3.1 The UCL-ND is provisioned as a dedicated 2-wire metallic transmission facility from BellSouth's Main Distribution Frame to a customer's premises (including the NID). The UCL-ND will be a "dry copper" facility in that it will not have any intervening equipment such as load coils, repeaters, or digital access main lines ("DAMLs"), and may have up to 6,000 feet of bridged tap between the end user's premises and the serving wire center. The UCL-ND typically will be 1300 Ohms resistance and in most cases will not exceed 18,000 feet in length, although the UCL-ND will not have a specific length limitation. For Loops less than 18,000 feet and with less than 1300 Ohms resistance, the Loop will provide a voice grade transmission channel suitable for Loop start signaling and the transport of analog voice grade signals. The UCL-ND will not be designed and will not be provisioned with either a DLR or a test point.

2.4.3.2 The UCL-ND facilities may be mechanically assigned using BellSouth's assignment systems. Therefore, the Loop Make Up process is not required to order and provision the UCL-ND. However, South Georgia Pre-Paid can request Loop Make Up for which additional charges would apply.

2.4.3.3 For an additional charge, BellSouth also will make available Loop Testing so that South Georgia Pre-Paid may request further testing on the UCL-ND. Rates for Loop Testing are as set forth in Exhibit B of this Attachment.

2.4.3.4 UCL-ND Loops are not intended to support any particular service and may be utilized by South Georgia Pre-Paid to provide a wide-range of telecommunications services as long as those services do not adversely affect BellSouth's network. The UCL-ND will include a Network Interface Device (NID) at the customer's location for the purpose of connecting the Loop to the customer's inside wire.

2.4.3.5 Order Coordination (OC) will be provided as a chargeable option and may be utilized when the UCL-ND provisioning is associated with the reuse of BellSouth facilities. Order Coordination -Time Specific (OC-TS) does not apply to this product.

2.4.3.6 South Georgia Pre-Paid may use BellSouth's Unbundled Loop Modification (ULM) offering to remove bridge tap and/or load coils from any Loop within the BellSouth network. Therefore, some Loops that would not qualify as UCL-ND could be transformed into Loops that do qualify, using the ULM process.

## 2.5 **Unbundled Loop Modifications (Line Conditioning)**

- 2.5.1 Line Conditioning is defined as the removal from the Loop of any devices that may diminish the capability of the Loop to deliver high-speed switched wireline telecommunications capability, including xDSL service. Such devices include, but are not limited to, load coils, bridged taps, low pass filters, and range extenders.
- 2.5.2 BellSouth shall condition Loops, as requested by South Georgia Pre-Paid, whether or not BellSouth offers advanced services to the End User on that Loop.
- 2.5.3 In some instances, South Georgia Pre-Paid will require access to a copper twisted pair Loop unfettered by any intervening equipment (e.g., filters, load coils, range extenders, etc.), so that South Georgia Pre-Paid can use the Loop for a variety of services by attaching appropriate terminal equipment at the ends. South Georgia Pre-Paid will determine the type of service that will be provided over the Loop. BellSouth's Unbundled Loop Modifications (ULM) process will be used to determine the costs and feasibility of conditioning the Loops as requested. Rates for ULM are as set forth in Exhibit B of this Attachment.
- 2.5.4 In those cases where South Georgia Pre-Paid has requested that BellSouth modify a Loop so that it no longer meets the technical parameters of the original Loop type (e.g., voice grade, ISDN, ADSL, etc.), the resulting modified Loop will be ordered and maintained as a UCL.
- 2.5.5 ULM includes the following: 1) removal of devices on 2-wire or 4-wire Loops equal to or less than 18,000 feet; 2) removal of devices on 2-wire or 4-wire Loops longer than 18,000 feet; and 3) removal of bridged-taps on Loops of any length.
- 2.5.6 South Georgia Pre-Paid shall request Loop make up information pursuant to this Attachment prior to submitting a service inquiry and/or a LSR for the Loop type that South Georgia Pre-Paid desires BellSouth to condition.
- 2.5.7 When requesting ULM for a Loop that BellSouth has previously provisioned for South Georgia Pre-Paid, South Georgia Pre-Paid will submit a service inquiry to BellSouth. If a spare Loop facility that meets the loop modification specifications requested by South Georgia Pre-Paid is available at the location for which the ULM was requested, South Georgia Pre-Paid will have the option to change the Loop facility to the qualifying spare facility rather than to provide ULM. In the event that BellSouth changes the Loop facility in lieu of providing ULM, South Georgia Pre-Paid will not be charged for ULM but will only be charged the service order charges for submitting an order.

## 2.6 **Loop Provisioning Involving Integrated Digital Loop Carriers**

- 2.6.1 Where South Georgia Pre-Paid has requested an Unbundled Loop and BellSouth uses Integrated Digital Loop Carrier (IDLC) systems to provide the local service to the end user and BellSouth has a suitable alternate facility available, BellSouth

will make such alternative facilities available to South Georgia Pre-Paid. If a suitable alternative facility is not available, then to the extent it is technically feasible, BellSouth will implement one of the following alternative arrangements for South Georgia Pre-Paid (e.g. hairpinning):

1. Roll the circuit(s) from the IDLC to any spare copper that exists to the customer premises.
2. Roll the circuit(s) from the IDLC to an existing DLC that is not integrated.
3. If capacity exists, provide "side-door" porting through the switch.
4. If capacity exists, provide "DACS-door" porting (if the IDLC routes through a DACS prior to integration into the switch).

2.6.2 Arrangements 3 and 4 above require the use of a designed circuit. Therefore, non-designed Loops such as the SL1 voice grade and UCL-ND may not be ordered in these cases.

2.6.3 If no alternate facility is available, BellSouth will utilize its Special Construction (SC) process to determine the additional costs required to provision the Loop facilities. South Georgia Pre-Paid will then have the option of paying the one-time SC rates to place the Loop.

## 2.7 **Network Interface Device (NID)**

2.7.1 The NID is defined as any means of interconnection of end-user customer premises wiring to BellSouth's distribution plant, such as a cross-connect device used for that purpose. The NID is a single-line termination device or that portion of a multiple-line termination device required to terminate a single line or circuit at the premises. The NID features two independent chambers or divisions that separate the service provider's network from the end user's customer-premises wiring. Each chamber or division contains the appropriate connection points or posts to which the service provider and the end user each make their connections. The NID provides a protective ground connection and is capable of terminating cables such as twisted pair cable.

2.7.2 BellSouth shall permit South Georgia Pre-Paid to connect South Georgia Pre-Paid's Loop facilities to the end-user's customer-premises wiring through the BellSouth NID or at any other technically feasible point.

### 2.7.3 **Access to NID**

2.7.3.1 South Georgia Pre-Paid may access the end user's customer-premises wiring by any of the following means and South Georgia Pre-Paid shall not disturb the existing form of electrical protection and shall maintain the physical integrity of the NID:

2.7.3.1.1 BellSouth shall allow South Georgia Pre-Paid to connect its Loops directly to BellSouth's multi-line residential NID enclosures that have additional space and

are not used by BellSouth or any other telecommunications carriers to provide service to the premises.

- 2.7.3.1.2 Where an adequate length of the end user's customer premises wiring is present and environmental conditions permit, either Party may remove the customer premises wiring from the other Party's NID and connect such wiring to that Party's own NID;
- 2.7.3.1.3 Either Party may enter the subscriber access chamber or dual chamber NID enclosures for the purpose of extending a connect divisioned or spliced jumper wire from the customer premises wiring through a suitable "punch-out" hole of such NID enclosures; or
- 2.7.3.1.4 South Georgia Pre-Paid may request BellSouth to make other rearrangements to the end user customer premises wiring terminations or terminal enclosure on a time and materials cost basis.
- 2.7.3.2 In no case shall either Party remove or disconnect the other Party's Loop facilities from either Party's NIDs, enclosures, or protectors unless the applicable Commission has expressly permitted the same and the disconnecting Party provides prior notice to the other Party. In such cases, it shall be the responsibility of the Party disconnecting Loop facilities to leave undisturbed the existing form of electrical protection and to maintain the physical integrity of the NID. It will be South Georgia Pre-Paid's responsibility to ensure there is no safety hazard, and South Georgia Pre-Paid will hold BellSouth harmless for any liability associated with the removal of the BellSouth Loop from the BellSouth NID. Furthermore, it shall be the responsibility of the disconnecting Party, once the other Party's Loop has been disconnected from the NID, to reconnect the disconnected Loop to a nationally recognized testing laboratory listed station protector, which has been grounded as per Article 800 of the National Electrical Code. If no spare station protector exists in the NID, the disconnected Loop must be appropriately cleared, capped and stored.
- 2.7.3.3 South Georgia Pre-Paid shall not remove or disconnect ground wires from BellSouth's NIDs, enclosures, or protectors.
- 2.7.3.4 South Georgia Pre-Paid shall not remove or disconnect NID modules, protectors, or terminals from BellSouth's NID enclosures.
- 2.7.3.5 Due to the wide variety of NID enclosures and outside plant environments, BellSouth will work with South Georgia Pre-Paid to develop specific procedures to establish the most effective means of implementing this section if the procedures set forth herein do not apply to the NID in question.
- 2.7.4 Technical Requirements

- 2.7.4.1 The NID shall provide an accessible point of interconnection and shall maintain a connection to ground.
- 2.7.4.2 If an existing NID is accessed, it shall be capable of transferring electrical analog or digital signals between the end user's customer premises and the distribution media and/or cross connect to South Georgia Pre-Paid's NID.
- 2.7.4.3 Existing BellSouth NIDs will be provided in "as is" condition. South Georgia Pre-Paid may request BellSouth to do additional work to the NID on a time and material basis. When South Georgia Pre-Paid deploys its own local Loops in a multiple-line termination device, South Georgia Pre-Paid shall specify the quantity of NIDs connections that it requires within such device.
- 2.8 **Sub-loop Elements**
- 2.8.1 Where facilities permit, BellSouth shall offer access to its Unbundled Sub-Loop (USL) and Unbundled Sub-loop Concentration (USLC) System.
- 2.8.2 **Unbundled Sub-Loop Distribution**
- 2.8.2.1 The unbundled sub-loop distribution facility is a dedicated transmission facility that BellSouth provides from an end user's point of demarcation to a BellSouth cross-connect device. The BellSouth cross-connect device may be located within a remote terminal (RT) or a stand-alone cross-box in the field or in the equipment room of a building. The unbundled sub-loop distribution media is a copper twisted pair that can be provisioned as a 2-Wire or 4-Wire facility. BellSouth will make available the following sub-loop distribution offerings where facilities exist:
- Unbundled Sub-Loop Distribution – Voice Grade
  - Unbundled Copper Sub-Loop
  - Unbundled Sub-Loop Distribution – Intrabuilding Network Cable (aka riser cable)
- 2.8.2.2 Unbundled Sub-Loop Distribution – Voice Grade (USLD-VG) is a sub-loop facility from the cross-box in the field up to and including the point of demarcation at the end user's premises and may have load coils.
- 2.8.2.3 Unbundled Copper Sub-Loop (UCSL) is a copper facility of any length provided from the cross-box in the field up to and including the end-user's point of demarcation. If available, this facility will not have any intervening equipment such as load coils between the end-user and the cross-box.
- 2.8.2.4 If South Georgia Pre-Paid requests a UCSL and it is not available, South Georgia Pre-Paid may request the Sub-Loop facility be modified pursuant to the ULM process to remove load coils and/or bridged taps. If load coils and/or bridged taps are removed, the facility will be classified as a UCSL.

- 2.8.2.5 Unbundled Sub-Loop Distribution – Intrabuilding Network Cable (USLD-INC) is the distribution facility inside a building or between buildings on the same property that is not separated by a public street or road. USLD-INC includes the facility from the cross-connect device in the building equipment room up to and including the point of demarcation at the end user’s premises.
- 2.8.2.6 BellSouth will install a cross connect panel in the building equipment room for the purpose of accessing USLD-INC pairs from a building equipment room. The cross-connect panel will function as a single point of interconnection (SPOI) for USLD-INC and will be accessible by multiple carriers as space permits. BellSouth will place cross-connect blocks in 25-pair increments for South Georgia Pre-Paid’s use on this cross-connect panel. South Georgia Pre-Paid will be responsible for connecting its facilities to the 25-pair cross-connect block(s).
- 2.8.2.7 For access to Voice Grade USLD and UCSL, South Georgia Pre-Paid shall install a cable to the BellSouth cross-box pursuant to the terms and conditions for physical collocation for remote sites set forth in this Agreement. This cable would be connected by a BellSouth technician within the BellSouth cross-box during the set-up process. South Georgia Pre-Paid’s cable pairs can then be connected to BellSouth’s USL within the BellSouth cross-box by the BellSouth technician.
- 2.8.2.8 Through the Service Inquiry (SI) process, BellSouth will determine whether access to Unbundled Sub-Loops at the location requested by South Georgia Pre-Paid is technically feasible and whether sufficient capacity exists in the cross-box. If existing capacity is sufficient to meet South Georgia Pre-Paid’s request, then BellSouth will perform the site set-up as described in the CLEC Information Package, located at the Website address:  
<http://www.interconnection.bellsouth.com/products/html/unes.html>. If any work must be done to modify existing BellSouth facilities or add new facilities (other than adding the cross-connect panel in a building equipment room to accommodate South Georgia Pre-Paid’s request for Unbundled Sub-Loops, South Georgia Pre-Paid may request BellSouth’s Special Construction (SC) process to determine additional costs required to provision the Unbundled Sub-Loops. South Georgia Pre-Paid will have the option to proceed under the SC process to modify the BellSouth facilities.
- 2.8.2.9 The site set-up must be completed before South Georgia Pre-Paid can order sub-loop pairs. For the site set-up in a BellSouth cross-connect box in the field, BellSouth will perform the necessary work to splice South Georgia Pre-Paid’s cable into the cross-connect box. For the site set-up inside a building equipment room, BellSouth will perform the necessary work to install the cross-connect panel and the connecting block(s) that will be used to provide access to the requested USLs.
- 2.8.2.10 Once the site set-up is complete, South Georgia Pre-Paid will request sub-loop pairs through submission of a Local Service Request (LSR) form to the Local

Carrier Service Center (LCSC). Order Coordination is required with USL pair provisioning when South Georgia Pre-Paid requests reuse of an existing facility, and the Order Coordination charge shall be billed in addition to the USL pair rate. For expedite requests by South Georgia Pre-Paid for sub-loop pairs, expedite charges will apply for intervals less than 5 days.

2.8.2.11 Unbundled Sub-Loops will be provided in accordance with technical reference TR73600.

2.8.3 **Unbundled Network Terminating Wire (UNTW)**

2.8.3.1 Unbundled Network Terminating Wire (UNTW) is unshielded twisted copper wiring that is used to extend circuits from an intra-building network cable terminal or from a building entrance terminal to an individual end user's point of demarcation. It is the final portion of the Loop that in multi-subscriber configurations represents the point at which the network branches out to serve individual subscribers.

2.8.3.2 This element will be provided in Multi-Dwelling Units (MDUs) and/or Multi-Tenants Units (MTUs) where either Party owns wiring all the way to the end-user's premises. Neither Party will provide this element in locations where the property owner provides its own wiring to the end-user's premises, where a third party owns the wiring to the end-user's premises or where the property owner will not allow the other Party to place its facilities to the end user.

2.8.3.3 Requirements

2.8.3.3.1 On a multi-unit premises, upon request of the other Party ("Requesting Party"), the Party owning the network terminating wire ("Provisioning Party") will provide access to UNTW pairs on an Access Terminal that is suitable for use by multiple carriers at each Garden Terminal or Wiring Closet.

2.8.3.3.2 The Provisioning Party shall not be required to install new or additional NTW beyond existing NTW to provision the services of the Requesting Party.

2.8.3.3.3 In existing MDUs and/or MTUs in which BellSouth does not own or control wiring (INC/NTW) to the end users premises, South Georgia Pre-Paid will install UNTW Access Terminals for BellSouth at no additional charge.

2.8.3.3.4 In situations in which BellSouth activates a UNTW pair, BellSouth will compensate South Georgia Pre-Paid for each pair activated commensurate to the price specified in South Georgia Pre-Paid's Agreement.

2.8.3.3.5 Upon receipt of the UNTW Service Inquiry (SI) requesting access to the Provisioning Party's UNTW pairs at a multi-unit premises, representatives of both Parties will participate in a meeting at the site of the requested access. The purpose of the site visit will include discussion of the procedures for installation



and location of the Access Terminals. By request of the Requesting Party, an Access Terminal will be installed either adjacent to each of the Provisioning Party's Garden Terminal or inside each Wiring Closet. The Requesting Party will deliver and connect its central office facilities to the UNTW pairs within the Access Terminal. The Requesting Party may access any available pair on an Access Terminal. A pair is available when a pair is not being utilized to provide service or where the end user has requested a change in its local service provider to the Requesting Party. Prior to connecting the Requesting Party's service on a pair previously used by the Provisioning Party, the Requesting Party is responsible for ensuring the end-user is no longer using the Provisioning Party's service or another CLEC's service before accessing UNTW pairs.

- 2.8.3.3.6 Access Terminal installation intervals will be established on an individual case basis.
- 2.8.3.3.7 The Requesting Party is responsible for obtaining the property owner's permission for the Provisioning Party to install an Access Terminal(s) on behalf of the Requesting Party. The submission of the SI by the Requesting Party will serve as certification by the Requesting Party that such permission has been obtained. If the property owner objects to Access Terminal installations that are in progress or subsequent to completion and demands removal of Access Terminals, the Requesting Party will be responsible for costs associated with removing Access Terminals and restoring the property to its original state prior to Access Terminals being installed.
- 2.8.3.3.8 The Requesting Party shall indemnify and hold harmless the Provisioning Party against any claims of any kind that may arise out of the Requesting Party's failure to obtain the property owner's permission. The Requesting Party will be billed for non-recurring and recurring charges for accessing UNTW pairs at the time the Requesting Party activates the pair(s). The Requesting Party will notify the Provisioning Party each time it activates UNTW pairs using the LSR form.
- 2.8.3.3.9 The Requesting Party will isolate and report troubles in the manner specified by the Provisioning Party. The Requesting Party must tag the UNTW pair that requires repair. If the Provisioning Party dispatches a technician on a reported trouble call and no UNTW trouble is found, the Provisioning Party will charge Requesting Party for time spent on the dispatch and testing the UNTW pair(s).
- 2.8.3.3.10 If the Requesting Party initiates the Access Terminal installation and the Requesting Party has not activated at least one pair on the Access Terminal installed pursuant to the Requesting Party's request for an Access Terminal within 6 months of installation of the Access Terminal, the Provisioning Party will bill the Requesting Party a non-recurring charge equal to the actual cost of provisioning the Access Terminal.

- 2.8.3.3.11 If the Provisioning Party determines that the Requesting Party is using the UNTW pairs without reporting the activation of the pairs, the following charges shall apply:
- 2.8.3.3.11.1 If the Requesting Party issued a LSR to disconnect an end-user from the Provisioning Party in order to use a UNTW pair, the Requesting Party will be billed for the use of the pair back to the disconnect order date.
- 2.8.3.3.11.2 If the Requesting Party activated a UNTW pair on which the Provisioning Party was not previously providing service, the Requesting Party will be billed for the use of that pair back to the date the end-user began receiving service using that pair. Upon request, the Requesting Party will provide copies of its billing record to substantiate such date. If the Requesting Party fails to provide such records, then the Provisioning Party will bill the Requesting Party back to the date of the Access Terminal installation.
- 2.8.4 **Unbundled Sub-Loop Feeder**
- 2.8.4.1 Unbundled Sub-Loop Feeder (USLF) provides connectivity between BellSouth's central office and cross-box (or other access point) that serves one or more end user locations.
- 2.8.4.2 USLF utilized for voice traffic can be configured as 2-wire voice (USLF-2W/V) or 4-wire voice (USLF-4W/V).
- 2.8.4.3 USLF utilized for digital traffic can be configured as 2-wire ISDN (USLF-2W/I); 2-wire Copper (USLF-2W/C); 4-wire Copper (USLF-4W/C); 4-wire DS0 level Loop (USLF-4W/D0); or 4-wire DS1 and ISDN (USLF-4W/DI).
- 2.8.4.4 USLF will provide access to both the equipment and the features in the BellSouth central office and BellSouth cross box necessary to provide a 2-wire or 4-wire communications pathway from the BellSouth central office to the BellSouth cross-box. This element will allow for the connection of South Georgia Pre-Paid's loop distribution elements onto BellSouth's feeder system.
- 2.8.4.5 Requirements
- 2.8.4.5.1 South Georgia Pre-Paid will extend a compatible cable to BellSouth's cross-box. BellSouth will connect the cable to a cross-connect panel inside the BellSouth cross-box to the requested level of feeder element. In those cases in which there is no room in the BellSouth cross-box to accommodate the additional cross-connect panels mentioned above, South Georgia Pre-Paid may request, through the BellSouth Special Construction process, a determination of costs to provide the sub-loop feeder element to South Georgia Pre-Paid. South Georgia Pre-Paid will then have the option of paying the special construction charges or canceling the order.

- 2.8.4.5.2 USLF will be a designed circuit and BellSouth will provide a Design Layout Record (DLR) for this element.
- 2.8.4.5.3 BellSouth will provide USLF elements in accordance with applicable industry standards for these types of facilities. Where industry standards do not exist, BellSouth's TR73600 will be used to determine performance parameters.
- 2.8.4.6 Unbundled Sub-Loop Feeder – DS3 and above
  - 2.8.4.6.1 USLF DS3 and above provides connectivity between a BellSouth Serving Wire Center (SWC) collocation arrangement and the Remote Terminal (RT) associated with the SWC that serves an end user location.
  - 2.8.4.6.2 The sub-loop feeder shall be utilized for voice and digital traffic. It may be configured at DS3, STS-1, OC-3, OC-12, or OC-48 transmission capacities and shall require a Service Inquiry.
  - 2.8.4.6.3 The OC-48 Sub-Loop Feeder will consist of four (4) OC12 interfaces.
  - 2.8.4.6.4 Both 2-fiber and 4-fiber-protect applications will be supported for OC-3 level and higher.
- 2.8.4.7 Requirements
  - 2.8.4.7.1 Access in the SWC and RT will be via a Collocation cross-connect.
  - 2.8.4.7.2 USLF DS3 and above will be a designed circuit. BellSouth will provide a Design Layout Record (DLR) for this network element.
  - 2.8.4.7.3 Rates. Rates for these services are as set forth in Exhibit B of this Attachment. Mileage is based on airline miles.
  - 2.8.4.7.4 BellSouth will provide USLF DS3 and above elements in accordance with applicable industry standards.
- 2.8.5 **Unbundled Loop Concentration (ULC)**
  - 2.8.5.1 BellSouth will provide to South Georgia Pre-Paid Unbundled Loop Concentration (ULC). Loop concentration systems in the central office concentrate the signals transmitted over local Loops onto a digital loop carrier system. The concentration device is placed inside a BellSouth central office. BellSouth will offer ULC with a TR008 interface or a TR303 interface.
  - 2.8.5.2 ULC will be offered in two system options. System A will allow up to 96 BellSouth Loops to be concentrated onto two or more DS1s. The high-speed connection from the concentrator will be at the electrical DS1 level and will connect to South Georgia Pre-Paid at South Georgia Pre-Paid's collocation site.

System B will allow up to 192 BellSouth Loops to be concentrated onto 4 or more DS1s. System A may be upgraded to a System B. A minimum of two DS1s is required for each system (i.e., System A requires two DS1s and System B would require an additional two DS1s or four in total). All DS1 interfaces will terminate to South Georgia Pre-Paid's collocation space. ULC service is offered with concentration (2 DS1s for 96 channels) or without concentration (4 DS1s for 96 channels) and with or without protection. A Loop Interface element will be required for each Loop that is terminated onto the ULC system.

## 2.8.6 **Unbundled Sub-Loop Concentration (USLC)**

2.8.6.1 Where facilities permit, South Georgia Pre-Paid may concentrate its sub-loops onto multiple DS1s back to the BellSouth Central Office.

2.8.6.2 USLC, using the Lucent Series 5 equipment, will be offered in two system options. System A will allow up to 96 of South Georgia Pre-Paid's sub-loops to be concentrated onto two or more DS1s. System B will allow an additional 96 of South Georgia Pre-Paid's sub-loops to be concentrated onto two or more additional DS1s. One System A may be supplemented with one System B and they both must be physically located in a single Series 5 dual channel bank. A minimum of two DS1s is required for each system (i.e., System A requires two DS1s and System B would require an additional two DS1s or four in total). The DS1 level facility that connects the Remote Terminal site with the serving wire center is known as a Feeder Interface. All DS1 Feeder Interfaces will terminate to South Georgia Pre-Paid's demarcation point associated with South Georgia Pre-Paid's collocation space within the SWC that serves the remote terminal (RT). USLC service is offered with or without concentration and with or without a protection DS1.

2.8.6.3 South Georgia Pre-Paid is required to deliver its sub-loops to its own cross-box, RT, or other similar device and deliver a single cable to the BellSouth RT. This cable shall be connected by a BellSouth technician to a cross-connect panel within the BellSouth RT/cross-box and shall allow South Georgia Pre-Paid's sub-loops to be placed on the USLC and transported to South Georgia Pre-Paid's collocation space at a DS1 level.

## 2.8.7 **Dark Fiber Loop**

2.8.7.1 Dark Fiber Loop is an unused optical transmission facility, without attached signal regeneration, multiplexing, aggregation or other electronics, from an end user's premises connected via a cross connect to the demarcation point associated with South Georgia Pre-Paid's collocation space in the end user's serving wire center. Dark Fiber Loops may be strands of optical fiber existing in aerial or underground structure. BellSouth will not provide line terminating elements, regeneration or other electronics necessary for South Georgia Pre-Paid to utilize Dark Fiber Loops.

- 2.8.7.2 Requirements
- 2.8.7.2.1 BellSouth shall make available Dark Fiber Loop where it exists in BellSouth's network and where, as a result of future building or deployment, it becomes available. Dark Fiber Loop will not be deemed available if: (1) it is used by BellSouth for maintenance and repair purposes; (2) it is designated for use pursuant to a firm order placed by another customer; (3) it is restricted for use by all carriers, including BellSouth, because of transmission problems or because it is scheduled for removal due to documented changes to roads and infrastructure; or (4) BellSouth has plans to use the fiber within a two-year planning period. BellSouth is not required to place the fiber for Dark Fiber Loop if none is available.
- 2.8.7.2.2 South Georgia Pre-Paid is solely responsible for testing the quality of the Dark Fiber to determine its usability and performance specifications.
- 2.8.7.2.3 BellSouth shall use its commercially reasonable efforts to provide to South Georgia Pre-Paid information regarding the location, availability and performance of Dark Fiber Loop within ten (10) business days after receiving a Service Inquiry ("SI") from South Georgia Pre-Paid.
- 2.8.7.2.4 If the requested Dark Fiber Loop is available, BellSouth shall use commercially reasonable efforts to provision the Dark Fiber Loop to South Georgia Pre-Paid within twenty (20) business days after South Georgia Pre-Paid submits a valid, error free LSR. Provisioning includes identification of appropriate connection points (e.g., Light Guide Interconnection (LGX)) to enable South Georgia Pre-Paid to connect South Georgia Pre-Paid provided transmission media (e.g., optical fiber) or equipment to the Dark Fiber Loop.
- 2.9 **Loop Makeup (LMU)**
- 2.9.1 Description of Service
- 2.9.1.1 BellSouth shall make available to South Georgia Pre-Paid LMU information so that South Georgia Pre-Paid can make an independent judgment about whether the Loop is capable of supporting the advanced services equipment South Georgia Pre-Paid intends to install and the services South Georgia Pre-Paid wishes to provide. This section addresses LMU as a preordering transaction, distinct from South Georgia Pre-Paid ordering any other service(s). Loop Makeup Service Inquiries (LMUSI) for preordering Loop Make-Up are likewise unique from other preordering functions with associated service inquiries (SI) as described in this Agreement.
- 2.9.1.2 BellSouth will provide South Georgia Pre-Paid LMU information consisting of the composition of the Loop material (copper/fiber); the existence, location and type of equipment on the Loop, including but not limited to digital loop carrier or other

remote concentration devices, feeder/distribution interfaces, bridged taps, load coils, pair-gain devices; the Loop length; the wire gauge and electrical parameters.

- 2.9.1.3 BellSouth's LMU information is provided to South Georgia Pre-Paid as it exists either in BellSouth's databases or in its hard copy facility records. BellSouth does not guarantee accuracy or reliability of the LMU information provided.
- 2.9.1.4 BellSouth's provisioning of LMU information to the requesting CLEC on facilities is contingent upon either BellSouth or the requesting CLEC controlling the Loop(s) that serve the service location for which LMU information has been requested by the CLEC. The requesting CLEC is not authorized to receive LMU information on a facility used or controlled by another CLEC unless BellSouth receives a Letter of Authorization (LOA) from the voice CLEC (owner) or its authorized agent on the LMUSI (Loop Makeup Service Inquiry) submitted by the requesting CLEC.
- 2.9.1.5 South Georgia Pre-Paid may choose to use equipment that it deems will enable it to provide a certain type and level of service over a particular BellSouth Loop as long as that equipment does not disrupt other services on the BellSouth network. The determination shall be made solely by South Georgia Pre-Paid and BellSouth shall not be liable in any way for the performance of the advanced data services provisioned over said Loop. The specific Loop type (ADSL, HDSL, or otherwise) ordered on the LSR must match the LMU of the Loop reserved taking into consideration any requisite line conditioning. The LMU data is provided for informational purposes only and does not guarantee South Georgia Pre-Paid's ability to provide advanced data services over the ordered Loop type. Further, if South Georgia Pre-Paid orders Loops that do not require a specific facility medium (i.e. copper only) or Loops that are not intended to support advanced services (such as UV-SL1, UV-SL2, or ISDN compatible Loops) and that are not inventoried as advanced services Loops, the LMU information for such Loops is subject to change at any time due to modifications and/or upgrades to BellSouth's network. South Georgia Pre-Paid is fully responsible for any of its service configurations that may differ from BellSouth's technical standard for the Loop type ordered.

## 2.9.2 **Submitting Loop Makeup Service Inquiries**

- 2.9.2.1 South Georgia Pre-Paid may obtain LMU information by submitting a LMU Service Inquiry (LMUSI) mechanically or manually. Mechanized LMUSIs should be submitted through BellSouth's Operational Support Systems interfaces. After obtaining the Loop information from the mechanized LMUSI process, if South Georgia Pre-Paid needs further Loop information in order to determine Loop service capability, South Georgia Pre-Paid may initiate a separate Manual Service Inquiry for a separate nonrecurring charge as set forth in Exhibit B of this Attachment.

2.9.2.2 Manual LMUSIs shall be submitted by electronic mail to BellSouth's Complex Resale Support Group (CRSG) utilizing the Preordering Loop Makeup Service Inquiry form. The service interval for the return of a Loop Makeup Manual Service Inquiry is three business days. Manual LMUSIs are not subject to expedite requests. This service interval is distinct from the interval applied to the subsequent service order.

### 2.9.3 **Loop Reservations**

2.9.3.1 For a Mechanized LMUSI, South Georgia Pre-Paid may reserve up to ten Loop facilities. For a Manual LMUSI, South Georgia Pre-Paid may reserve up to three Loop facilities.

2.9.3.2 South Georgia Pre-Paid may reserve facilities for up to four (4) business days for each facility requested on a LMUSI from the time the LMU information is returned to South Georgia Pre-Paid. During and prior to South Georgia Pre-Paid placing an LSR, the reserved facilities are rendered unavailable to other customers, including BellSouth. If South Georgia Pre-Paid does not submit an LSR for a UNE service on a reserved facility within the four-day reservation timeframe, the reservation of that spare facility will become invalid and the facility will be released.

2.9.3.3 Charges for preordering LMUSI are separate from any charges associated with ordering other services from BellSouth.

### 2.9.4 **Ordering of Other UNE Services**

2.9.4.1 All LSRs issued for reserved facilities shall reference the facility reservation number as provided by BellSouth. South Georgia Pre-Paid will not be billed any additional LMU charges for the Loop ordered on such LSR. If, however, South Georgia Pre-Paid does not reserve facilities upon an initial LMUSI, South Georgia Pre-Paid's placement of an order for an advanced data service type facility will incur the appropriate billing charges to include service inquiry and reservation per Exhibit B of this Attachment.

2.9.4.2 Where South Georgia Pre-Paid has reserved multiple Loop facilities on a single reservation, South Georgia Pre-Paid may not specify which facility shall be provisioned when submitting the LSR. For those occasions, BellSouth will assign to South Georgia Pre-Paid, subject to availability, a facility that meets the BellSouth technical standards of the BellSouth type Loop as ordered by South Georgia Pre-Paid. If the ordered Loop type is not available, South Georgia Pre-Paid may utilize the Unbundled Loop Modification process or the Special Construction process, as applicable, to obtain the Loop type ordered.

## 3 **High Frequency Spectrum Network Element**

3.1 General

- 3.1.1 BellSouth shall provide South Georgia Pre-Paid access to the high frequency spectrum of the local Loop as an unbundled network element only where BellSouth is the voice service provider to the end user at the rates set forth in this Attachment.
- 3.1.2 The High Frequency Spectrum is defined as the frequency range above the voiceband on a copper Loop facility carrying analog circuit-switched voiceband transmissions. Access to the High Frequency Spectrum is intended to allow South Georgia Pre-Paid the ability to provide Digital Subscriber Line (“xDSL”) data services to the end user for which BellSouth provides voice services. The High Frequency Spectrum shall be available for any version of xDSL complying with Spectrum Management Class 5 of ANSI T1.417, American National Standard for Telecommunications, Spectrum Management for Loop Transmission Systems. BellSouth will continue to have access to the low frequency portion of the Loop spectrum (from 300 Hertz to at least 3000 Hertz, and potentially up to 3400 Hertz, depending on equipment and facilities) for the purposes of providing voice service. South Georgia Pre-Paid shall only use xDSL technology that is within the PSD mask for Spectrum Management Class 5 as found in the above-mentioned document.
- 3.1.3 Access to the High Frequency Spectrum requires an unloaded, 2-wire copper Loop. An unloaded Loop is a copper Loop with no load coils, low-pass filters, range extenders, DAMLs, or similar devices and minimal bridged taps consistent with ANSI T1.413 and T1.601.
- 3.1.4 BellSouth will provide Loop Modification to South Georgia Pre-Paid on an existing Loop in accordance with procedures developed in the Line Sharing Collaborative. High Frequency Spectrum (Central Office Based) Unbundled Loop Modification is a separate distinct service from Unbundled Loop Modification set forth in Section 2.5 of this Attachment. Procedures for High Frequency Spectrum (Central Office Based) Unbundled Loop Modification were developed in the Line Sharing Collaborative and may be found posted to the web at <http://www.interconnection.bellsouth.com/html/unes.html>. Nonrecurring rates for this UNE offering are as set forth in Exhibit B of this Attachment. BellSouth is not required to modify a Loop for access to the High Frequency spectrum if modification of that Loop significantly degrades BellSouth’s voice service. If South Georgia Pre-Paid requests that BellSouth modify a Loop longer than 18,000 ft. and such modification significantly degrades the voice services on the Loop, South Georgia Pre-Paid shall pay for the Loop to be restored to its original state.
- 3.1.5 The High Frequency Spectrum shall only be available on Loops on which BellSouth is also providing, and continues to provide, analog voice service directly to the end user. In the event the end-user terminates its BellSouth provided voice service for any reason, or in the event BellSouth disconnects the end user’s voice service pursuant to its tariffs or applicable law, and South Georgia Pre-Paid desires to continue providing xDSL service on such Loop, South Georgia Pre-Paid shall



be required to purchase a full stand-alone Loop unbundled network element. To the extent commercially practicable, BellSouth shall give South Georgia Pre-Paid notice in a reasonable time prior to disconnect, which notice shall give South Georgia Pre-Paid an adequate opportunity to notify BellSouth of its intent to purchase such Loop. In those cases in which BellSouth no longer provides voice service to the end user and South Georgia Pre-Paid purchases the full stand-alone Loop, South Georgia Pre-Paid may elect the type of Loop it will purchase. South Georgia Pre-Paid will pay the appropriate recurring and non-recurring rates for such Loop as set forth in Exhibit B to this Attachment. In the event South Georgia Pre-Paid purchases a voice grade Loop, South Georgia Pre-Paid acknowledges that such Loop may not remain xDSL compatible.

3.1.6 Only one competitive local exchange carrier (CLEC) shall be permitted access to the High Frequency Spectrum of any particular Loop.

### 3.2 **Provisioning of High Frequency Spectrum and Splitter Space**

3.2.1 BellSouth will provide South Georgia Pre-Paid with access to the High Frequency Spectrum as follows:

3.2.1.1 To order High Frequency Spectrum on a particular Loop, South Georgia Pre-Paid must have a Digital Subscriber Line Access Multiplexer (DSLAM) collocated in the central office that serves the end-user of such Loop.

3.2.1.2 South Georgia Pre-Paid may provide its own splitters or may order splitters in a central office once it has installed its DSLAM in that central office. BellSouth will install splitters within thirty-six (36) calendar days of South Georgia Pre-Paid's submission of an error free Line Splitter Ordering Document ("LSOD") to the BellSouth Complex Resale Support Group.

3.2.1.3 Once a splitter is installed on behalf of South Georgia Pre-Paid in a central office in which South Georgia Pre-Paid is located, South Georgia Pre-Paid shall be entitled to order the High Frequency Spectrum on lines served out of that central office. BellSouth will bill and South Georgia Pre-Paid shall pay the electronic or manual ordering charges as applicable when South Georgia Pre-Paid orders High Frequency Spectrum for end-user service.

3.2.1.4 BellSouth shall test the data portion of the Loop to ensure the continuity of the wiring for South Georgia Pre-Paid's data.

### 3.3 **BellSouth Provided Splitter**

3.3.1 BellSouth will select, purchase, install, and maintain a central office POTS splitter and provide South Georgia Pre-Paid access to data ports on the splitter. The splitter will route the High Frequency Spectrum on the circuit to South Georgia Pre-Paid's xDSL equipment in South Georgia Pre-Paid's collocation space. At least 30 days before making a change in splitter suppliers, BellSouth will provide

South Georgia Pre-Paid with a carrier notification letter, informing South Georgia Pre-Paid of change. South Georgia Pre-Paid shall purchase ports on the splitter in increments of 8, 24, or 96 ports in Alabama, Florida, Georgia, Kentucky, Louisiana, Mississippi, North Carolina and South Carolina. South Georgia Pre-Paid shall purchase ports on the splitter in increments of 24 or 96 ports in Tennessee.

- 3.3.2 BellSouth will install the splitter in (i) a common area close to South Georgia Pre-Paid's collocation area, if possible; or (ii) in a BellSouth relay rack as close to South Georgia Pre-Paid's DS0 termination point as possible. South Georgia Pre-Paid shall have access to the splitter for test purposes, regardless of where the splitter is placed in the BellSouth premises. For purposes of this section, a common area is defined as an area in the central office in which both Parties have access to a common test access point. A Termination Point is defined as the point of termination for South Georgia Pre-Paid on the main distributing frame in the central office and is not the demarcation point set forth in Attachment 4 of this Agreement. BellSouth will cross-connect the splitter data ports to a specified South Georgia Pre-Paid DS0 at such time that a South Georgia Pre-Paid end user's service is established.

### 3.4 **CLEC Provided Splitter**

- 3.4.1 South Georgia Pre-Paid may at its option purchase, install and maintain central office POTS splitters in its collocation arrangements. South Georgia Pre-Paid may use such splitters for access to its customers and to provide digital line subscriber services to its customers using the High Frequency Spectrum. Existing Collocation rules and procedures and the terms and conditions relating to Collocation set forth in Attachment 4-Central Office shall apply.

- 3.4.2 Any splitters installed by South Georgia Pre-Paid in its collocation arrangement shall comply with ANSI T1.413, Annex E, or any future ANSI splitter Standards. South Georgia Pre-Paid may install any splitters that BellSouth deploys or permits to be deployed for itself or any BellSouth affiliate.

### 3.5 **Ordering**

- 3.5.1 South Georgia Pre-Paid shall use BellSouth's Line Splitter Ordering Document ("LSOD") to order splitters from BellSouth and to activate and deactivate DS0 Collocation Connecting Facility Assignments (CFA) for use with High Frequency Spectrum.
- 3.5.2 BellSouth will provide South Georgia Pre-Paid the Local Service Request ("LSR") format to be used when ordering the High Frequency Spectrum.

3.5.3 BellSouth will provision High Frequency Spectrum in compliance with BellSouth's Products and Services Interval Guide available at the website at <http://www.interconnection.bellsouth.com>.

3.5.4 BellSouth will provide South Georgia Pre-Paid access to Preordering Loop Makeup (LMU) in accordance with the terms of this Agreement. BellSouth shall bill and South Georgia Pre-Paid shall pay the rates for such services, as described in Exhibit B.

### 3.6 **Maintenance and Repair**

3.6.1 South Georgia Pre-Paid shall have access for repair and maintenance purposes to any Loop for which it has access to the High Frequency Spectrum. If South Georgia Pre-Paid is using a BellSouth owned splitter, South Georgia Pre-Paid may access the Loop at the point where the combined voice and data signal exits the central office splitter via a bantam test jack. If South Georgia Pre-Paid provides its own splitter, it may test from the collocation space or the Termination Point.

3.6.2 BellSouth will be responsible for repairing voice services and the physical line between the network interface device at the customer's premises and the Termination Point. South Georgia Pre-Paid will be responsible for repairing data services. Each Party will be responsible for maintaining its own equipment.

3.6.3 South Georgia Pre-Paid shall inform its end users to direct data problems to South Georgia Pre-Paid, unless both voice and data services are impaired, in which event the end users should call BellSouth.

3.6.4 Once a Party has isolated a trouble to the other Party's portion of the Loop, the Party isolating the trouble shall notify the end user that the trouble is on the other Party's portion of the Loop.

3.6.5 Notwithstanding anything else to the contrary in this Agreement, when BellSouth receives a voice trouble and isolates the trouble to the physical collocation arrangement belonging to South Georgia Pre-Paid, BellSouth will notify South Georgia Pre-Paid. South Georgia Pre-Paid will provide at least one but no more than two (2) verbal connecting facility assignments (CFA) pair changes to BellSouth in an attempt to resolve the voice trouble. In the event a CFA pair change resolves the voice trouble, South Georgia Pre-Paid will provide BellSouth an LSR with the new CFA pair information within 24 hours. If the owner of the collocation space fails to resolve the trouble by providing BellSouth with the verbal CFA pair changes, BellSouth may discontinue South Georgia Pre-Paid's access to the High Frequency Spectrum on such Loop. BellSouth will not be responsible for any loss of data as a result of this action.

### 3.7 **Line Splitting**

3.7.1 General

- 3.7.2 Line splitting allows a provider of data services (a “Data LEC”) and a provider of voice services (a “Voice CLEC”) to deliver voice and data service to end-users over the same Loop. The Voice CLEC and Data LEC may be the same or different carriers. South Georgia Pre-Paid shall provide BellSouth with a signed Letter of Authorization (“LOA”) between it and the Data LEC or Voice CLEC with which it desires to provision Line Splitting services, if South Georgia Pre-Paid will not provide voice and data services.
- 3.7.3 End Users currently receiving voice service from a Voice CLEC through a UNE platform (UNE-P) may be converted to Line Splitting arrangements by South Georgia Pre-Paid or its authorized agent ordering Line Splitting Service. If the CLEC wishes to provide the splitter, the UNE-P arrangement will be converted to a stand-alone UNE Loop, a UNE port, two collocation cross connects and the high frequency spectrum line activation. If BellSouth owns the splitter, the UNE-P arrangement will be converted to a stand-alone UNE Loop, port, and one collocation cross connection.
- 3.7.4 When end users on Loops using High Frequency Spectrum CO Based line sharing service are converted to Line Splitting, BellSouth will discontinue billing South Georgia Pre-Paid for the High Frequency Spectrum. BellSouth will continue to bill the Data LEC for all associated splitter charges if the Data LEC continues to use a BellSouth splitter. It is the responsibility of South Georgia Pre-Paid or its authorized agent to determine if the Loop is compatible for Line Splitting Service. South Georgia Pre-Paid or its authorized agent may use the existing Loop unless it is not compatible with the Data LEC’s data service and South Georgia Pre-Paid or its authorized agent submits an LSR to BellSouth to change the Loop.
- 3.8 **Provisioning Line Splitting and Splitter Space**
- 3.8.1 The Data LEC, Voice CLEC or BellSouth may provide the splitter. When South Georgia Pre-Paid or its authorized agent owns the splitter, Line Splitting requires the following: a non-designed analog Loop from the serving wire center to the network interface device (NID) at the end user’s location; a collocation cross connection connecting the Loop to the collocation space; a second collocation cross connection from the collocation space connected to a voice port; the high frequency spectrum line activation, and a splitter. The Loop and port cannot be a Loop and port combination (i.e. UNE-P), but must be individual stand-alone network elements. When BellSouth owns the splitter, Line Splitting requires the following: a non designed analog Loop from the serving wire center to the network interface device (NID) at the end user’s location with CFA and splitter port assignments, and a collocation cross connection from the collocation space connected to a voice port.
- 3.8.2 An unloaded 2-wire copper Loop must serve the end user. The meet point for the Voice CLEC and the Data LEC is the point of termination on the MDF for the Data LEC's cable and pairs.

- 3.8.3 The foregoing procedures are applicable to migration to Line Splitting Service from a UNE-P arrangement, BellSouth Retail Voice Service, BellSouth High Frequency Spectrum (CO Based) Line Sharing.
- 3.8.4 For other migration scenarios to line splitting, BellSouth will work cooperatively with CLECs to develop methods and procedures to develop a process whereby a Voice CLEC and a Data LEC may provide services over the same Loop.

### **3.9 Ordering**

- 3.9.1 South Georgia Pre-Paid shall use BellSouth's Line Splitter Ordering Document ("LSOD") to order splitters from BellSouth and to activate and deactivate DS0 Collocation Connecting Facility Assignments (CFA) for use with Line Splitting.
- 3.9.2 BellSouth shall provide South Georgia Pre-Paid the Local Service Request ("LSR") format to be used when ordering Line Splitting service.
- 3.9.3 BellSouth will provision Line Splitting service in compliance with BellSouth's Products and Services Interval Guide available at the website at <http://www.interconnection.bellsouth.com>.
- 3.9.4 BellSouth will provide South Georgia Pre-Paid access to Preordering Loop Makeup (LMU) in accordance with the terms of this Agreement. BellSouth shall bill and South Georgia Pre-Paid shall pay the rates for such services as described in Exhibit B.
- 3.9.5 BellSouth will provide Loop modification to South Georgia Pre-Paid on an existing Loop in accordance with procedures developed in the Line Sharing Collaborative. High Frequency Spectrum (CO Based) Unbundled Loop Modification is a separate distinct service from Unbundled Loop Modification set forth in Section 2.5 of this Attachment. Procedures for High Frequency Spectrum (CO Based) Unbundled Loop Modification may be found on the web at: <HTTP://www.interconnection.bellsouth.com/html/unes.html>. Nonrecurring rates for this UNE offering are as set forth in Exhibit B of this Attachment.

### **3.10 Maintenance**

- 3.10.1 BellSouth will be responsible for repairing voice services and the physical line between the network interface device at the customer's premises and the Termination Point. South Georgia Pre-Paid will be responsible for repairing data services. Each Party will be responsible for maintaining its own equipment.
- 3.10.2 South Georgia Pre-Paid shall inform its end users to direct data problems to South Georgia Pre-Paid, unless both voice and data services are impaired, in which event the end users should call BellSouth.

- 3.10.3 Once a Party has isolated a trouble to the other Party's portion of the Loop, the Party isolating the trouble shall notify the end user that the trouble is on the other Party's portion of the Loop.
- 3.10.4 When BellSouth receives a voice trouble and isolates the trouble to the physical collocation arrangement belonging to owner of the collocation space, BellSouth will notify the owner of the collocation space. The owner of the collocation space will provide at least one but no more than two (2) verbal CFA pair changes to BellSouth in an attempt to resolve the voice trouble. In the event the CFA pair is changed, the owner of the collocation space will provide BellSouth an LSR with the new CFA pair information within 24 hours. If the owner of the collocation space fails to resolve the trouble by providing BellSouth with the verbal CFA pair changes, BellSouth may discontinue the owner of the collocation space access to the High Frequency Spectrum on such Loop.
- 3.10.5 If South Georgia Pre-Paid is not the data provider, South Georgia Pre-Paid shall indemnify, defend and hold harmless BellSouth from and against any claims, losses, actions, causes of action, suits, demands, damages, injury, and costs including reasonable attorney fees, which arise out of actions related to the data provider.

### **3.11 Remote Site High Frequency Spectrum**

- 3.11.1 General
- 3.11.2 BellSouth shall provide South Georgia Pre-Paid access to the high frequency spectrum of the local sub-loop as an unbundled network element (UNE) only where BellSouth is the voice service provider to the end user at the rates set forth in this Attachment.
- 3.11.3 The High Frequency Spectrum is defined as the frequency range above the voiceband on a copper sub-loop facility carrying analog circuit-switched voiceband transmissions. Access to the High Frequency Spectrum is intended to allow South Georgia Pre-Paid the ability to provide Digital Subscriber Line ("xDSL") data services to the end user for whom BellSouth provides voice services. The High Frequency Spectrum shall be available for any version of xDSL complying with Spectrum Management Class 5 of ANSI T1.417, American National Standard for Telecommunications, Spectrum Management for Loop Transmission Systems. BellSouth will continue to have access to the low frequency portion of the sub-loop spectrum (from 300 Hertz to at least 3000 Hertz, and potentially up to 3400 Hertz, depending on equipment and facilities) for the purposes of providing voice service. South Georgia Pre-Paid shall only use xDSL technology that is within the PSD mask for Spectrum Management Class 5 as found in the above-mentioned document.

- 3.11.4 Access to the High Frequency Spectrum requires an unloaded, 2-wire (Non-Designed) copper sub-loop. An unloaded copper sub-loop has no load coils, low-pass filters, range extenders, DAMLS, or similar devices and minimal bridged taps consistent with ANSI T1.413 and T1.601.
- 3.11.5 BellSouth will provide Loop Modification to South Georgia Pre-Paid on an existing sub-loop in accordance with procedures developed in the Line Sharing Collaborative. Procedures for High Frequency Spectrum (Remote Site) Unbundled Loop Modification were developed in the Line Sharing Collaborative and may be found posted to the web at <http://www.interconnection.bellsouth.com/html/unes.html>. Nonrecurring rates for this UNE offering are as set forth in Exhibit B of this Attachment. BellSouth is not required to modify a Loop for access to the High Frequency spectrum if modification of that Loop significantly degrades BellSouth's voice service. If South Georgia Pre-Paid requests modifications on a sub-loop longer than 18,000 ft. and requested modifications significantly degrades the voice services on the Loop, South Georgia Pre-Paid shall pay for the Loop to be restored to its original state.
- 3.11.6 The High Frequency Spectrum shall only be available on sub-loops provided by BellSouth that continues to provide analog voice service directly to the end user. In the event the end-user terminates its BellSouth provided voice service for any reason, or in the event BellSouth disconnects the end user's voice service pursuant to its tariffs or applicable law, and South Georgia Pre-Paid desires to continue providing xDSL service on such sub-loop, South Georgia Pre-Paid shall be required to purchase a full stand-alone sub-loop. To the extent commercially practicable, BellSouth shall give South Georgia Pre-Paid notice in a reasonable time prior to disconnect, which notice shall give South Georgia Pre-Paid an adequate opportunity to notify BellSouth of its intent to purchase such sub-loop. In those cases where BellSouth no longer provides voice service to the end user and South Georgia Pre-Paid purchases the full stand-alone sub-loop, South Georgia Pre-Paid may elect the type of sub-loop it will purchase. South Georgia Pre-Paid will pay the appropriate recurring and non-recurring rates for such sub-loop as set forth in Exhibit B to this Attachment. In the event South Georgia Pre-Paid purchases a voice grade Loop, South Georgia Pre-Paid acknowledges that such sub-loop may not remain xDSL compatible.
- 3.11.7 Only one competitive local exchange carrier shall be permitted access to the High Frequency Spectrum of any particular sub-loop.

### 3.12 **Provisioning of High Frequency Spectrum and Splitter Space**

- 3.12.1 BellSouth will provide South Georgia Pre-Paid with access to the High Frequency Spectrum as follows:

- 3.12.1.1 To order High Frequency Spectrum on a particular sub-loop, South Georgia Pre-Paid must have a Digital Subscriber Line Access Multiplexer (DSLAM) collocated at the remote site that serves the end-user of such sub-loop.
- 3.12.1.2 South Georgia Pre-Paid may provide its own splitters or may order splitters in a remote site once the South Georgia Pre-Paid has installed its DSLAM at that remote site. BellSouth will install splitters within thirty-six (36) calendar days of South Georgia Pre-Paid's submission of an error free Line Splitter Ordering Document ("LSOD") to the BellSouth Complex Resale Support Group.
- 3.12.1.3 Once a splitter is installed on behalf of South Georgia Pre-Paid in a remote site in which South Georgia Pre-Paid is located, South Georgia Pre-Paid shall be entitled to order the High Frequency Spectrum on lines served out of that remote site. BellSouth will bill and South Georgia Pre-Paid shall pay applicable for High Frequency Spectrum end-user activation.

### **3.13 BellSouth Owned Splitter**

- 3.13.1 BellSouth will select, purchase, install and maintain a splitter at the remote site. The South Georgia Pre-Paid's meet point is at the BellSouth "cross connect" point located at the Feeder Distribution Interface (FDI). South Georgia Pre-Paid will provide a cable facility to the BellSouth FDI. BellSouth will splice the South Georgia Pre-Paid's cable to BellSouth's spare binding post in the FDI and use "cross connects" to connect the South Georgia Pre-Paid's cable facility to the BellSouth splitter. The splitter will route the high frequency portion of the circuit to the South Georgia Pre-Paid's xDSL equipment in their collocation space. Access to the high frequency spectrum is not compatible with foreign exchange (FX) lines, ISDN, and other services listed in the technical section of this document.
- 3.13.2 The BellSouth splitter bifurcates the digital and voice band signals. The low frequency voice band portion of the circuit is routed back to the BellSouth switch. The high frequency digital traffic portion of the circuit is routed to the xDSL equipment in the South Georgia Pre-Paid's Remote Terminal (RT) collocation space and routed back to the South Georgia Pre-Paid's network. At least 30 business days before making a change in splitter suppliers, BellSouth will provide South Georgia Pre-Paid with a carrier notification letter informing South Georgia Pre-Paid of change. South Georgia Pre-Paid shall purchase ports on the splitter in increments of 24 ports.
- 3.13.3 BellSouth will install the splitter in (i) a common area close to South Georgia Pre-Paid's collocation area, if possible; or (ii) in a BellSouth relay rack as close to South Georgia Pre-Paid's DS0 termination point as possible. South Georgia Pre-Paid shall have access to the splitter for test purposes regardless of where the splitter is placed in the BellSouth premises. For purposes of this section, a common area is defined as an area in the remote site in which both Parties have



access to a common test access point. BellSouth will cross-connect the splitter data ports to a specified South Georgia Pre-Paid DSO at such time that a South Georgia Pre-Paid end user's service is established.

### 3.14 **CLEC Owned Splitter**

3.14.1 South Georgia Pre-Paid may at its option purchase, install and maintain splitters in its collocation arrangements. South Georgia Pre-Paid may use such splitters for access to its customers and to provide digital line subscriber services to its customers using the High Frequency Spectrum. Existing Collocation rules and procedures shall apply. South Georgia Pre-Paid will be required to activate cable pairs in no less than 8 (eight) pair increments.

3.14.2 Any splitters installed by South Georgia Pre-Paid in its collocation arrangement shall comply with ANSI T1.413, Annex E, or any future ANSI splitter Standards. South Georgia Pre-Paid may install any splitters that BellSouth deploys or permits to be deployed for itself or any BellSouth affiliate.

### 3.15 **Ordering**

3.15.1 South Georgia Pre-Paid shall use BellSouth's Remote Splitter Ordering Document ("RSOD") to order and activate splitters from BellSouth or to activate CLEC owned splitters at an RT for use with High Frequency Spectrum.

3.15.2 BellSouth will provide South Georgia Pre-Paid the Local Service Request ("LSR") format to be used when ordering the High Frequency Spectrum.

3.15.3 BellSouth will provision High Frequency Spectrum in compliance with BellSouth's Products and Services Interval Guide available at the website at <http://www.interconnection.bellsouth.com>.

3.15.4 BellSouth will provide South Georgia Pre-Paid access to Preordering Loop Makeup (LMU) in accordance with the terms of this Agreement. BellSouth shall bill and South Georgia Pre-Paid shall pay the rates for such services as described in Exhibit B.

3.15.5 BellSouth shall test the data portion of the sub-loop to ensure the continuity of the wiring for South Georgia Pre-Paid's data.

### 3.16 **Maintenance and Repair**

3.16.1 South Georgia Pre-Paid shall have access for repair and maintenance purposes to any sub-loop for which it has access to the High Frequency Spectrum. If South Georgia Pre-Paid is using a BellSouth owned splitter, South Georgia Pre-Paid may access the sub-loop at the point where the data signal exits. If South Georgia Pre-Paid provides its own splitter, it may test from the collocation space or the Termination Point.

- 3.16.2 BellSouth will be responsible for repairing voice services and the physical line between the network interface device at the customer's premises and the Termination Point. South Georgia Pre-Paid will be responsible for repairing data services. Each Party will be responsible for maintaining its own equipment.
- 3.16.3 South Georgia Pre-Paid shall inform its end users to direct data problems to South Georgia Pre-Paid, unless both voice and data services are impaired, in which event the end users should call BellSouth.
- 3.16.4 Once a Party has isolated a trouble to the other Party's portion of the sub-loop, the Party isolating the trouble shall notify the end user that the trouble is on the other Party's portion of the sub-loop.
- 3.16.5 Notwithstanding anything else to the contrary in this Agreement, when BellSouth receives a voice trouble and isolates the trouble to the physical collocation arrangement belonging to South Georgia Pre-Paid, BellSouth will notify South Georgia Pre-Paid. South Georgia Pre-Paid will provide at least one but no more than two (2) verbal connecting facility assignments (CFA) pair changes to BellSouth in an attempt to resolve the voice trouble. In the event a CFA pair change resolves the voice trouble, South Georgia Pre-Paid will provide BellSouth an LSR with the new CFA pair information within 24 hours. If the owner of the collocation space fails to resolve the trouble by providing BellSouth with the verbal CFA pair changes, BellSouth may discontinue South Georgia Pre-Paid's access to the High Frequency Spectrum on such sub-loop. BellSouth will not be responsible for any loss of data as a result of this action.

#### **4 Local Switching**

- 4.1 BellSouth shall provide non-discriminatory access to local circuit switching capability and local tandem switching capability on an unbundled basis, except as set forth in the Sections below to South Georgia Pre-Paid for the provision of a telecommunications service. BellSouth shall provide non-discriminatory access to packet switching capability on an unbundled basis to South Georgia Pre-Paid for the provision of a telecommunications service only in the limited circumstance described below in Section 4.5.
- 4.2 **Local Circuit Switching Capability, including Tandem Switching Capability**
- 4.2.1 Local circuit switching capability is defined as: (A) line-side facilities, which include but are not limited to the connection between a Loop termination at a main distribution frame and a switch line card; (B) trunk-side facilities, which include but are not limited to the connection between trunk termination at a trunk-side cross-connect panel and a switch trunk card; (C) switching provided by remote switching modules; and (D) all features, functions, and capabilities of the switch, which include but are not limited to: (1) the basic switching function of connecting lines to lines, line to trunks, trunks to lines, and trunks to trunks, as well as the

same basic capabilities made available to BellSouth's customers, such as a telephone number, white page listings, and dial tone; and (2) all other features that the switch is capable of providing, including but not limited to customer calling, customer local area signaling service features, and Centrex, as well as any technically feasible customized routing functions provided by the switch. Any features that are not currently available but are technically feasible through the switch can be requested through the BFR/NBR process.

- 4.2.2 Notwithstanding BellSouth's general duty to unbundle local circuit switching, BellSouth shall not be required to unbundle local circuit switching for South Georgia Pre-Paid when South Georgia Pre-Paid serves an end-user with four (4) or more voice-grade (DS-0) equivalents or lines served by BellSouth in one of the following MSAs: Atlanta, GA; Miami, FL; Orlando, FL; Ft. Lauderdale, FL; Charlotte-Gastonia-Rock Hill, NC; Greensboro-Winston Salem-High Point, NC; Nashville, TN; and New Orleans, LA, and BellSouth has provided non-discriminatory cost based access to the Enhanced Extended Link (EEL) throughout Density Zone 1 as determined by NECA Tariff No. 4 as in effect on January 1, 1999.
- 4.2.3 In the event that South Georgia Pre-Paid orders local circuit switching for an end user with four (4) or more DS0 equivalent lines within Density Zone 1 in an MSA listed above, BellSouth shall charge South Georgia Pre-Paid the market based rates in Exhibit B for use of the local circuit switching functionality for the affected facilities. If a market rate is not set forth in Exhibit B, such rate shall be negotiated by the Parties.
- 4.2.4 Unbundled Local Switching consists of three separate unbundled elements: Unbundled Ports, End Office Switching Functionality, and End Office Interoffice Trunk Ports.
- 4.2.5 Unbundled Local Switching combined with Common Transport and, if necessary, Tandem Switching provides to South Georgia Pre-Paid's end user local calling and the ability to presubscribe to a primary carrier for intraLATA and/or to presubscribe to a primary carrier for interLATA toll service.
- 4.2.6 Provided that South Georgia Pre-Paid purchases unbundled local switching from BellSouth and uses the BellSouth CIC for its end users' LPIC or if a BellSouth local end user selects BellSouth as its LPIC, then the Parties will consider as local any calls originated by a South Georgia Pre-Paid local end user, or originated by a BellSouth local end user and terminated to a South Georgia Pre-Paid local end user, where such calls originate and terminate in the same LATA, except for those calls originated and terminated through switched access arrangements (i.e., calls that are transported by a Party other than BellSouth). For such calls, BellSouth will charge South Georgia Pre-Paid the UNE elements for the BellSouth facilities utilized. Neither Party shall bill the other originating or terminating switched access charges for such calls. Intercarrier compensation for local calls between

BellSouth and South Georgia Pre-Paid shall be as described in BellSouth's UNE Local Call Flows set forth on BellSouth's web site.

- 4.2.7 Where South Georgia Pre-Paid purchases unbundled local switching from BellSouth but does not use the BellSouth CIC for its end users' LPIC, BellSouth will consider as local those direct dialed telephone calls that originate from a South Georgia Pre-Paid end user and terminate within the basic local calling area or within the extended local calling areas and that are dialed using 7 or 10 digits as defined and specified in Section A3 of BellSouth's General Subscriber Services Tariffs. For such local calls, BellSouth will charge South Georgia Pre-Paid the UNE elements for the BellSouth facilities utilized. Intercarrier compensation for local calls between BellSouth and South Georgia Pre-Paid shall be as described in BellSouth's UNE Local Call Flows set forth on BellSouth's web site.
- 4.2.8 For any calls that originate and terminate through switched access arrangements (i.e., calls that are transported by a party other than BellSouth), BellSouth shall bill South Georgia Pre-Paid the UNE elements for the BellSouth facilities utilized. Each Party may bill the toll provider originating or terminating switched access charges as appropriate.
- 4.2.9 **Unbundled Port Features**
- 4.2.9.1 Charges for Unbundled Port are as set forth in Exhibit B, and as specified in such exhibit, may or may not include individual features.
- 4.2.9.2 Where applicable and available, non-switch-based services may be ordered with the Unbundled Port at BellSouth's retail rates.
- 4.2.9.3 Any features that are not currently available but are technically feasible through the switch can be requested through the- BFR/NBR process.
- 4.2.9.4 BellSouth will provide to South Georgia Pre-Paid selective routing of calls to a requested Operator System platform pursuant to Section 10 of Attachment 2. Any other routing requests by South Georgia Pre-Paid will be made pursuant to the BFR/NBR Process as set forth in Attachment 11.
- 4.2.10 **Remote Call Forwarding**
- 4.2.10.1 As an option, BellSouth shall make available to South Georgia Pre-Paid an unbundled port with Remote Call Forwarding capability ("URCF service"). URCF service combines the functionality of unbundled local switching, tandem switching and common transport to forward calls from the URCF service telephone number (the number dialed by the calling party) to another telephone number selected by the URCF service subscriber. When ordering URCF service, South Georgia Pre-Paid will ensure that the following conditions are satisfied:

- 4.2.10.1.1 That the end user of the forward-to number (service) agrees to receive calls forwarded using the URCF service (if such end user is different from the URCF service end user);
- 4.2.10.1.2 That the forward-to number (service) is equipped with sufficient capacity to receive the volume of calls that will be generated from the URCF service;
- 4.2.10.1.3 That the URCF service will not be utilized to forward calls to another URCF or similar service; and
- 4.2.10.1.4 That the forward-to number (service) is not a public safety number (e.g. 911, fire or police number).
- 4.2.10.2 In addition to the charge for the URCF service port, BellSouth shall charge South Georgia Pre-Paid the rates set forth in Exhibit B for unbundled local switching, tandem switching, and common transport, including all associated usage incurred for calls from the URCF service telephone number (the number dialed by the calling party) to the forward- to number (service).
- 4.2.11 **Provision for Local Switching**
- 4.2.11.1 BellSouth shall perform routine testing (e.g., Mechanized Loop Tests (MLT) and test calls such as 105, 107 and 108 type calls) and fault isolation on a mutually agreed upon schedule.
- 4.2.11.2 BellSouth shall control congestion points such as those caused by radio station call-ins and network routing abnormalities. All traffic shall be restricted in a non-discriminatory manner.
- 4.2.11.3 BellSouth shall perform manual call trace and permit customer originated call trace. BellSouth shall provide Switching Service Point (SSP) capabilities and signaling software to interconnect the signaling links destined to the Signaling Transfer Point Switch (STPS). These capabilities shall adhere to the technical specifications set forth in the applicable industry standard technical references.
- 4.2.11.4 BellSouth shall provide interfaces to adjuncts through Telcordia standard interfaces. These adjuncts can include, but are not limited to, the Service Circuit Node and Automatic Call Distributors. BellSouth shall offer to South Georgia Pre-Paid all AIN triggers in connection with its SMS/SCE offering.
- 4.2.11.5 BellSouth shall provide access to SS7 Signaling Network or Multi-Frequency trunking if requested by South Georgia Pre-Paid.
- 4.2.12 **Local Switching Interfaces.**

- 4.2.12.1 South Georgia Pre-Paid shall order ports and associated interfaces compatible with the services it wishes to provide as listed in Exhibit B. BellSouth shall provide the following local switching interfaces:
  - 4.2.12.1.1 Standard Tip/Ring interface including loopstart or groundstart, on-hook signaling (e.g., for calling number, calling name and message waiting lamp);
  - 4.2.12.1.2 Coin phone signaling;
  - 4.2.12.1.3 Basic Rate Interface ISDN adhering to appropriate Telcordia Technical Requirements;
  - 4.2.12.1.4 Two-wire analog interface to PBX;
  - 4.2.12.1.5 Four-wire analog interface to PBX;
  - 4.2.12.1.6 Four-wire DS1 interface to PBX or customer provided equipment (e.g. computers and voice response systems);
  - 4.2.12.1.7 Primary Rate ISDN to PBX adhering to ANSI standards Q.931, Q.932 and appropriate Telcordia Technical Requirements;
  - 4.2.12.1.8 Switched Fractional DS1 with capabilities to configure Nx64 channels (where N = 1 to 24); and
  - 4.2.12.1.9 Loops adhering to Telcordia TR-NWT-08 and TR-NWT-303 specifications to interconnect Digital Loop Carriers.

### 4.3 **Tandem Switching**

- 4.3.1 The Tandem Switching capability Network Element is defined as: (i) trunk-connect facilities, which include, but are not limited to, the connection between trunk termination at a cross connect panel and switch trunk card; (ii) the basic switch trunk function of connecting trunks to trunks; and (iii) the functions that are centralized in the Tandem Switches (as distinguished from separate end office switches), including but not limited to call recording, the routing of calls to operator services and signaling conversion features.

#### 4.3.2 **Technical Requirements**

- 4.3.2.1 Tandem Switching shall have the same capabilities or equivalent capabilities as those described in Telcordia TR-TSY-000540 Issue 2R2, Tandem Supplement, 6/1/90. The requirements for Tandem Switching include but are not limited to the following:
  - 4.3.2.1.1 Tandem Switching shall provide signaling to establish a tandem connection;

- 4.3.2.1.2 Tandem Switching will provide screening as jointly agreed to by South Georgia Pre-Paid and BellSouth;
- 4.3.2.1.3 Tandem Switching shall provide Advanced Intelligent Network triggers supporting AIN features where such routing is not available from the originating end office switch, to the extent such Tandem switch has such capability;
- 4.3.2.1.4 Tandem Switching shall provide access to Toll Free number database;
- 4.3.2.1.5 Tandem Switching shall provide connectivity to PSAPs where 911 solutions are deployed and the tandem is used for 911; and
- 4.3.2.1.6 Where appropriate, Tandem Switching shall provide connectivity for the purpose of routing transit traffic to and from other carriers.
- 4.3.2.2 BellSouth may perform testing and fault isolation on the underlying switch that is providing Tandem Switching. Such testing shall be testing routinely performed by BellSouth. The results and reports of the testing shall be made available to South Georgia Pre-Paid.
- 4.3.2.3 BellSouth shall control congestion points and network abnormalities. All traffic will be restricted in a non-discriminatory manner.
- 4.3.2.4 Tandem Switching shall process originating toll-free traffic received from South Georgia Pre-Paid's local switch.
- 4.3.2.5 In support of AIN triggers and features, Tandem Switching shall provide SSP capabilities when these capabilities are not available from the Local Switching Network Element to the extent such Tandem Switch has such capability.
- 4.3.3 Upon South Georgia Pre-Paid's purchase of overflow trunk groups, Tandem Switching shall provide an alternate routing pattern for South Georgia Pre-Paid's traffic overflowing from direct end office high usage trunk groups.
- 4.4 **AIN Selective Carrier Routing for Operator Services, Directory Assistance and Repair Centers**
- 4.4.1 BellSouth will provide AIN Selective Carrier Routing at the request of South Georgia Pre-Paid. AIN Selective Carrier Routing will provide South Georgia Pre-Paid with the capability of routing operator calls, 0+ and 0- and 0+ NPA (LNPA) 555-1212 directory assistance, 1+411 directory assistance and 611 repair center calls to pre-selected destinations.
- 4.4.2 South Georgia Pre-Paid shall order AIN Selective Carrier Routing through its Account Team and/or Local Contract Manager. AIN Selective Carrier Routing must first be established regionally and then on a per central office per state basis.

- 4.4.3 AIN Selective Carrier Routing is not available in DMS 10 switches.
- 4.4.4 Where AIN Selective Carrier Routing is utilized by South Georgia Pre-Paid, the routing of South Georgia Pre-Paid's end user calls shall be pursuant to information provided by South Georgia Pre-Paid and stored in BellSouth's AIN Selective Carrier Routing Service Control Point database. AIN Selective Carrier Routing shall utilize a set of Line Class Codes (LCCs) unique to a basic class of service assigned on an "as needed" basis. The same LCCs will be assigned in each central office where AIN Selective Carrier Routing is established.
- 4.4.5 Upon ordering AIN Selective Carrier Routing Regional Service, South Georgia Pre-Paid shall remit to BellSouth the Regional Service Order non-recurring charges set forth in Exhibit B of this Attachment. There shall be a non-recurring End Office Establishment Charge per office due at the addition of each central office where AIN Selective Carrier Routing will be utilized. Said non-recurring charge shall be as set forth in Exhibit B of this Attachment. For each South Georgia Pre-Paid end user activated, there shall be a non-recurring End User Establishment charge as set forth in Exhibit B of this Attachment. South Georgia Pre-Paid shall pay the AIN Selective Carrier Routing Per Query Charge set forth in Exhibit B of this Attachment.
- 4.4.6 This Regional Service Order non-recurring charge will be non-refundable and will be paid with 1/2 due up-front with the submission of all fully completed required forms including: Regional Selective Carrier Routing (SCR) Order Request-Form A, Central Office AIN Selective Carrier Routing (SCR) Order Request - Form B, AIN\_SCR Central Office Identification Form - Form C, AIN\_SCR Routing Options Selection Form - Form D, and Routing Combinations Table - Form E. BellSouth has 30 days to respond to South Georgia Pre-Paid's fully completed firm order as a Regional Service Order. With the delivery of this firm order response to South Georgia Pre-Paid, BellSouth considers that the delivery schedule of this service commences. The remaining 1/2 of the Regional Service Order payment must be paid when at least 90% of the Central Offices listed on the original order have been turned up for the service.
- 4.4.7 The non-recurring End Office Establishment Charge will be billed to South Georgia Pre-Paid following BellSouth's normal monthly billing cycle for this type of order.
- 4.4.8 End-User Establishment Orders will not be turned-up until the second payment is received for the Regional Service Order. The non-recurring End-User Establishment Charges will be billed to South Georgia Pre-Paid following BellSouth's normal monthly billing cycle for this type of order.
- 4.4.9 Additionally, the AIN Selective Carrier Routing Per Query Charge will be billed to South Georgia Pre-Paid following the normal billing cycle for per query charges.



4.4.10 All other network components needed, for example, unbundled switching, unbundled local transport, etc., will be billed per contracted rates.

#### 4.5 **Packet Switching Capability**

4.5.1 The packet switching capability network element is defined as the function of routing or forwarding packets, frames, cells or other data units based on address or other routing information contained in the packets, frames, cells or other data units.

4.5.2 BellSouth shall be required to provide non-discriminatory access to unbundled packet switching capability only where each of the following conditions are satisfied:

4.5.2.1 BellSouth has deployed digital loop carrier systems, including but not limited to, integrated digital loop carrier or universal digital loop carrier systems; or has deployed any other system in which fiber optic facilities replace copper facilities in the feeder section (e.g., end office to remote terminal, pedestal or environmentally controlled vault);

4.5.2.2 There are no spare copper Loops capable of supporting the xDSL services South Georgia Pre-Paid seeks to offer;

4.5.2.3 BellSouth has not permitted South Georgia Pre-Paid to deploy a DSLAM at the remote terminal, pedestal or environmentally controlled vault or other interconnection point, nor has South Georgia Pre-Paid obtained a virtual collocation arrangement at these sub-loop interconnection points as defined by 47 CFR § 51.319 (b); and

4.5.2.4 BellSouth has deployed packet switching capability for its own use.

4.5.3 If there is a dispute as to whether BellSouth must provide Packet Switching, such dispute will be resolved according to the dispute resolution process set forth in Section 10 of the General Terms and Conditions of this Agreement incorporated herein by this reference.

### **5 Unbundled Network Element Combinations**

5.1 For purposes of this Section, references to “Currently Combined” network elements shall mean that the particular network elements requested by South Georgia Pre-Paid are in fact already combined by BellSouth in the BellSouth network. References to “Ordinarily Combined” network elements shall mean that the particular network elements requested by South Georgia Pre-Paid are not already combined by BellSouth in the location requested by South Georgia Pre-Paid but are elements that are typically combined in BellSouth’s network. References to “Not Typically Combined” network elements shall mean that the

particular network elements requested by South Georgia Pre-Paid are not elements that BellSouth combines for its use in its network.

## **5.2 Enhanced Extended Links (EELs)**

5.2.1 EELs are combinations of unbundled Loops as defined in Section 2 and unbundled dedicated transport as defined in Section 6. BellSouth shall provide South Georgia Pre-Paid with EELs where they are available.

5.2.2 EELs are intended to provide service connectivity from an end user's location through that end user's SWC to South Georgia Pre-Paid's collocation space in a BellSouth central office. The circuit must be connected to South Georgia Pre-Paid's switch for the purpose of provisioning circuit telephone exchange service to South Georgia Pre-Paid's end-user customers. South Georgia Pre-Paid may connect EELs within South Georgia Pre-Paid's collocation space to other transport terminating into South Georgia Pre-Paid's switch. South Georgia Pre-Paid may connect the local loops to an unbundled local channel to form an EEL provided that the entire EEL circuit meets the criteria set forth in Section 5.3.1.3 below. Provided that the entire EEL circuit meets the criteria set forth in Section 5.3.1.3 below, the circuit may, upon South Georgia Pre-Paid's request, terminate to a CLEC's Point of Presence ("POP"). South Georgia Pre-Paid will provide a significant amount of local exchange service over the requested combination, as described in Section 5.3.1 et seq. below. Upon BellSouth's request, South Georgia Pre-Paid shall indicate under what local usage option South Georgia Pre-Paid seeks to qualify. South Georgia Pre-Paid shall be deemed to be providing a significant amount of local exchange service over the requested combination if one of the options listed in Section 5.3.1.1 through 5.3.1.3 is met. BellSouth shall have the right to audit South Georgia Pre-Paid's EELs as specified in Section 5.3.3 below.

## **5.3 Conversions from Special Access Service to EELs**

5.3.1 South Georgia Pre-Paid may convert existing (Currently Combined) special access services to combinations of Loop and transport network elements, whether or not South Georgia Pre-Paid self-provides its entrance facilities (or obtains entrance facilities from a third party), unless South Georgia Pre-Paid does not use the combination to provide a significant amount of local exchange service, in addition to exchange access service, to a particular customer. To the extent South Georgia Pre-Paid requests to convert any special access services to combinations of Loop and transport network elements at UNE prices, South Georgia Pre-Paid shall provide to BellSouth a certification that South Georgia Pre-Paid is providing a significant amount of local exchange service (as described in this Section) over such combinations. The certification shall also indicate under what local usage option South Georgia Pre-Paid seeks to qualify for conversion of special access circuits. South Georgia Pre-Paid shall be deemed to be providing a significant

amount of local exchange service over such combinations if one of the following options is met:

- 5.3.1.1 **Option 1:** South Georgia Pre-Paid certifies that it is the exclusive provider of an end user's local exchange service. The Loop-transport combinations must terminate at South Georgia Pre-Paid's collocation arrangement in at least one BellSouth central office. This option does not allow Loop-transport combinations to be connected to BellSouth's tariffed services. Under this option, South Georgia Pre-Paid is the end user's only local service provider, and thus is providing more than a significant amount of local exchange service. South Georgia Pre-Paid can then use the Loop-transport combinations that serve the end user to carry any type of traffic, including using them to carry 100 percent interstate access traffic; or
- 5.3.1.2 **Option 2:** South Georgia Pre-Paid certifies that it provides local exchange and exchange access service to the end user customer's premises and handles at least one third of the end user customer's local traffic measured as a percent of total end user customer local dial tone lines; and for DS1 circuits and above, at least 50 percent of the activated channels on the Loop portion of the Loop-transport combination have at least 5 percent local voice traffic individually, and the entire Loop facility has at least 10 percent local voice traffic. When a Loop-transport combination includes multiplexing, each of the individual DS1 circuits must meet this criterion. The Loop-transport combination must terminate at South Georgia Pre-Paid's collocation arrangement in at least one BellSouth central office. This option does not allow Loop-transport combinations to be connected to BellSouth tariffed services; or
- 5.3.1.3 **Option 3:** South Georgia Pre-Paid certifies that at least 50 percent of the activated channels on a circuit are used to provide originating and terminating local dial tone service and at least 50 percent of the traffic on each of these local dial tone channels is local voice traffic, and that the entire Loop facility has at least 33 percent local voice traffic. When a Loop-transport combination includes multiplexing, each of the individual DS1 circuits must meet this criterion. This option does not allow Loop-transport combinations to be connected to BellSouth's tariffed services. Under this option, collocation is not required. South Georgia Pre-Paid does not need to provide a defined portion of the end user's local service, but the active channels on any Loop-transport combination, and the entire facility, must carry the amount of local exchange traffic specified in this option.
- 5.3.2 In addition, there may be extraordinary circumstances where South Georgia Pre-Paid is providing a significant amount of local exchange service but does not

qualify under any of the three options set forth in Section 5.3.1 et seq. In such case, South Georgia Pre-Paid may petition the FCC for a waiver of the local usage options set forth above. If a waiver is granted, then upon either Party's request the Parties shall amend this Agreement to the extent necessary to incorporate the terms of such waiver for such extraordinary circumstance.

- 5.3.3 BellSouth may, at its sole discretion, audit South Georgia Pre-Paid's records in order to verify compliance with the local usage option provided by South Georgia Pre-Paid pursuant to Section 5.3.1. The audit shall be conducted by a third party independent auditor, and South Georgia Pre-Paid shall be given thirty days written notice of BellSouth's intent to audit. Such audit shall occur no more than one time in a calendar year unless results of an audit find noncompliance with the significant amount of local exchange service requirement. In the event of noncompliance, South Georgia Pre-Paid shall reimburse BellSouth for the cost of the audit. If, based on the audit, South Georgia Pre-Paid is not providing a significant amount of local exchange traffic over the combinations of Loop and transport network elements, BellSouth will convert such combinations of Loop and transport network elements to special access services in accordance with BellSouth's tariffs and will bill South Georgia Pre-Paid for appropriate retroactive reimbursement. If the Parties disagree as to whether the audits indicate that South Georgia Pre-Paid is not providing a significant amount of local exchange traffic, the dispute will be resolved according to the dispute resolution process set forth in Section 10 of the General Terms and Conditions of this Agreement. In the event South Georgia Pre-Paid converts special access circuits to combinations of Loop and transport UNEs pursuant to the terms of this Section, South Georgia Pre-Paid shall be subject to the termination liability provisions in the applicable special access tariffs, if any.

#### 5.4 Rates

- 5.4.1 Currently Combined EELs listed below in Sections 5.4.1.1-5.4.1.14 shall be billed at the nonrecurring switch-as-is charge and recurring charges for that combination as set forth in Exhibit B of this Attachment. Currently Combined EELs not listed below shall be billed at the sum of the nonrecurring and recurring charges for the individual network elements that comprise the combination as set forth in Exhibit B of this Attachment.

5.4.1.1 DS1 Interoffice Channel + DS1 Channelization + 2-wire VG Local Loop

5.4.1.2 DS1 Interoffice Channel + DS1 Channelization + 4-wire VG Local Loop

- 5.4.1.3 DS1 Interoffice Channel + DS1 Channelization + 2-wire ISDN Local Loop
- 5.4.1.4 DS1 Interoffice Channel + DS1 Channelization + 4-wire 56 kbps Local Loop
- 5.4.1.5 DS1 Interoffice Channel + DS1 Channelization + 4-wire 64 kbps Local Loop
- 5.4.1.6 DS1 Interoffice Channel + DS1 Local Loop
- 5.4.1.7 DS3 Interoffice Channel + DS3 Local Loop
- 5.4.1.8 STS-1 Interoffice Channel + STS-1 Local Loop
- 5.4.1.9 DS3 Interoffice Channel + DS3 Channelization + DS1 Local Loop
- 5.4.1.10 STS-1 Interoffice Channel + DS3 Channelization + DS1 Local Loop
- 5.4.1.11 2-wire VG Interoffice Channel + 2-wire VG Local Loop
- 5.4.1.12 4wire VG Interoffice Channel + 4-wire VG Local Loop
- 5.4.1.13 4-wire 56 kbps Interoffice Channel + 4-wire 56 kbps Local Loop
- 5.4.1.14 4-wire 64 kbps Interoffice Channel + 4-wire 64 kbps Local Loop
- 5.4.2 Ordinarily Combined EELs listed above shall be billed the sum of the nonrecurring and recurring charges for that combination as set forth in Exhibit B of this Attachment. Ordinarily combined EELs not listed in Sections 5.4.1.1-5.4.1.14 shall be billed the sum of the nonrecurring charges and recurring charges for the individual network elements that comprise the combination as set forth in Exhibit B of this Attachment.
- 5.4.3 To the extent that South Georgia Pre-Paid requests an EEL combination Not Typically Combined in the BellSouth network, the rates, terms and conditions shall be determined pursuant to the Bona Fide Request Process.

## **5.5 UNE Port/Loop Combinations**

- 5.5.1 Combinations of port and Loop unbundled network elements along with switching and transport unbundled network elements provide local exchange service for the origination or termination of calls. Port/ Loop combinations support the same local calling and feature requirements as described in the Unbundled Local Switching or Port section of this Attachment 2 and the ability to presubscribe to a primary carrier for intraLATA toll service and/or to presubscribe to a primary carrier for interLATA toll service.
- 5.5.2 Except as set forth in Section 5.5.3 below, BellSouth shall provide UNE port/Loop combinations described in Section 5.5.5 below that are Currently Combined or Ordinarily Combined in BellSouth's network at the cost-based rates in Exhibit B. Except as set forth in Section 5.5.3 below, BellSouth shall provide UNE port/Loop combinations not described in Section 5.5.5 below or Not Typically Combined Combinations in accordance with the Bona Fide Request process.
- 5.5.3 BellSouth is not required to provide combinations of port and Loop network elements on an unbundled basis in locations where, pursuant to FCC rules, BellSouth is not required to provide circuit switching as an unbundled network element.
- 5.5.3.1 BellSouth shall not be required to provide local circuit switching as an unbundled network element in density Zone 1, as defined in 47 CFR 69.123 as of January 1, 1999 of the Atlanta, GA; Miami, FL; Orlando, FL; Ft. Lauderdale, FL; Charlotte-Gastonia-Rock Hill, NC; Greensboro-Winston Salem-High Point, NC; Nashville, TN; and New Orleans, LA, MSAs to South Georgia Pre-Paid if South Georgia Pre-Paid's customer has 4 or more DS0 equivalent lines.
- 5.5.3.2 Notwithstanding the foregoing, BellSouth shall provide combinations of port and Loop network elements on an unbundled basis where, pursuant to FCC rules, BellSouth is not required to provide local circuit switching as an unbundled network element and shall do so at the market rates in Exhibit B. If a market rate is not set forth in Exhibit B for a UNE port/Loop combination, such rate shall be negotiated by the Parties.
- 5.5.4 BellSouth shall make 911 updates in the BellSouth 911 database for South Georgia Pre-Paid's UNE port/Loop combinations. BellSouth will not bill South Georgia Pre-Paid for 911 surcharges. South Georgia Pre-Paid is responsible for paying all 911 surcharges to the applicable governmental agency.
- 5.5.5 Combination Offerings

- 5.5.5.1 2-wire voice grade port, voice grade Loop, unbundled end office switching, unbundled end office trunk port, common transport per mile per MOU, common transport facilities termination, tandem switching, and tandem trunk port.
- 5.5.5.2 2-wire voice grade Coin port, voice grade Loop, unbundled end office switching, unbundled end office trunk port, common transport per mile per MOU, common transport facilities termination, tandem switching, and tandem trunk port.
- 5.5.5.3 2-wire voice grade DID port, voice grade Loop, unbundled end office switching, unbundled end office trunk port, common transport per mile per MOU, common transport facilities termination, tandem switching, and tandem trunk port.
- 5.5.5.4 2-wire CENTREX port, voice grade Loop, CENTREX intercom functionality, unbundled end office switching, unbundled end office trunk port, common transport per mile per MOU, common transport facilities termination, tandem switching, and tandem trunk port.
- 5.5.5.5 2-wire ISDN Basic Rate Interface, voice grade Loop, unbundled end office switching, unbundled end office trunk port, common transport per mile per MOU, common transport facilities termination, tandem switching, and tandem trunk port.
- 5.5.5.6 4-wire ISDN Primary Rate Interface, DS1 Loop, unbundled end office switching, unbundled end office trunk port, common transport per mile per MOU, common transport facilities termination, tandem switching, and tandem trunk port.
- 5.5.5.7 4-wire DS1 Trunk port, DS1 Loop, unbundled end office switching, unbundled end office trunk port, common transport per mile per MOU, common transport facilities termination, tandem switching, and tandem trunk port.
- 5.5.5.8 4-wire DS1 Loop with normal serving wire center channelization interface, 2-wire voice grade ports (PBX), 2-wire DID ports, unbundled end office switching, unbundled end office trunk port, common transport per mile per MOU, common transport facilities termination, tandem switching, and tandem trunk port.

## 5.6 **Other UNE Combinations**

- 5.6.1 BellSouth shall provide other Currently Combined and Ordinarily Combined and Not Typically Combined UNE Combinations to South Georgia Pre-Paid in addition to those specifically referenced in this Section 5 above, where available. Such combinations shall not be connected to BellSouth tariffed services. To the extent South Georgia Pre-Paid requests a combination for which BellSouth does not have methods and procedures in place to provide such combination, rates and/or methods and procedures for such combination will be developed pursuant to the BFR/NBR process.

### 5.6.2 Rates

5.6.3 The rates for Ordinarily Combined UNE Combinations provisioned pursuant to this Section 5.6 shall be the sum of the recurring rates and nonrecurring rates for the individual network elements as set forth in Exhibit B of this Attachment. The rates for Currently Combined UNE Combinations provisioned pursuant to this Section 5.6 shall be the sum of the recurring rates for the individual network elements as set forth in Exhibit B, in addition to a nonrecurring charge set forth in Exhibit B. To the extent South Georgia Pre-Paid requests a Not Typically Combined Combination pursuant to this Section 5.6, or to the extent South Georgia Pre-Paid requests any combination for which BellSouth has not developed methods and procedures to provide such combination, rates and/or methods and procedures for such combination shall be established pursuant to the BFR/NBR process.

## **6 Transport, Channelization and Dark Fiber**

### **6.1 Transport**

6.1.1 BellSouth shall provide nondiscriminatory access, in accordance with FCC Rule 51.311 and Section 251(c)(3) of the Act, to interoffice transmission facilities on an unbundled basis to South Georgia Pre-Paid for the provision of a telecommunications service. Interoffice transmission facility network elements include:

6.1.1.1 Dedicated transport, defined as BellSouth's transmission facilities, is dedicated to a particular customer or carrier that provides telecommunications between wire centers or switches owned by BellSouth, or between wire centers and switches owned by BellSouth and South Georgia Pre-Paid.

6.1.1.2 Dark Fiber transport, defined as BellSouth's optical transmission facilities without attached signal regeneration, multiplexing, aggregation or other electronics;

6.1.1.3 Common (Shared) transport, defined as transmission facilities shared by more than one carrier, including BellSouth, between end office switches, between end office switches and tandem switches, and between tandem switches, in BellSouth's network. Where BellSouth Network Elements are connected by intraoffice wiring, such wiring is provided as part of the Network Element and is not Common (Shared) Transport.

6.1.2 BellSouth shall:

6.1.2.1 Provide South Georgia Pre-Paid exclusive use of interoffice transmission facilities dedicated to a particular customer or carrier, or shared use of the features, functions, and capabilities of interoffice transmission facilities shared by more than one customer or carrier;



- 6.1.2.2 Provide all technically feasible transmission facilities, features, functions, and capabilities of the transport facility for the provision of telecommunications services;
- 6.1.2.3 Permit, to the extent technically feasible, South Georgia Pre-Paid to connect such interoffice facilities to equipment designated by South Georgia Pre-Paid, including but not limited to, South Georgia Pre-Paid's collocated facilities; and
- 6.1.2.4 Permit, to the extent technically feasible, South Georgia Pre-Paid to obtain the functionality provided by BellSouth's digital cross-connect systems.
- 6.1.3 **Technical Requirements of Common (Shared) Transport**
  - 6.1.3.1 Common (Shared) Transport provided on DS1 or VT1.5 circuits shall at a minimum meet the performance, availability, jitter, and delay requirements specified for Central Office to Central Office ("CO to CO") connections in the applicable industry standards.
  - 6.1.3.2 Common (Shared) Transport provided on DS3 circuits, STS-1 circuits, and higher transmission bit rate circuits shall at a minimum meet the performance, availability, jitter, and delay requirements specified for CO to CO connections in the applicable industry standards.
  - 6.1.3.3 BellSouth shall be responsible for the engineering, provisioning, and maintenance of the underlying equipment and facilities that are used to provide Common (Shared) Transport.
  - 6.1.3.4 At a minimum, Common (Shared) Transport shall meet all of the requirements set forth in the applicable industry standards.
- 6.2 **Dedicated Transport**
  - 6.2.1 Dedicated Transport is composed of the following Unbundled Network Elements:
    - 6.2.1.1 Unbundled Local Channel, defined as the dedicated transmission path between South Georgia Pre-Paid's Point of Presence ("POP") and South Georgia Pre-Paid's collocation space in the BellSouth Serving Wire Center for South Georgia Pre-Paid's POP, and
    - 6.2.1.2 Unbundled Interoffice Channel, defined as the dedicated transmission path that provides telecommunication between BellSouth's Serving Wire Centers' collocations.
    - 6.2.1.3 BellSouth shall offer Dedicated Transport in each of the following ways:
      - 6.2.1.3.1 As capacity on a shared UNE facility.

- 6.2.1.3.2 As a circuit (e.g., DS0, DS1, DS3) dedicated to South Georgia Pre-Paid.
- 6.2.1.4 Dedicated Transport may be provided over facilities such as optical fiber, copper twisted pair, and coaxial cable, and shall include transmission equipment such as line terminating equipment, amplifiers, and regenerators.
- 6.2.2 Technical Requirements
  - 6.2.2.1 The entire designated transmission service (e.g., DS0, DS1, DS3) shall be dedicated to South Georgia Pre-Paid designated traffic.
  - 6.2.2.2 For DS1 or VT1.5 circuits, Dedicated Transport shall at a minimum meet the performance, availability, jitter, and delay requirements specified for Customer Interface to Central Office (“CI to CO”) connections in the applicable industry standards.
  - 6.2.2.3 For DS3 circuits, Dedicated Transport shall at a minimum meet the performance, availability, jitter, and delay requirements specified for CI to CO connections in the applicable industry standards.
  - 6.2.2.4 BellSouth shall offer the following interface transmission rates for Dedicated Transport:
    - 6.2.2.4.1 DS0 Equivalent;
    - 6.2.2.4.2 DS1;
    - 6.2.2.4.3 DS3; and
    - 6.2.2.4.4 SDH (Synchronous Digital Hierarchy) Standard interface rates in accordance with International Telecommunications Union (ITU) Recommendation G.707 and Plesiochronous Digital Hierarchy (PDH) rates per ITU Recommendation G.704.
  - 6.2.2.5 BellSouth shall design Dedicated Transport according to its network infrastructure. South Georgia Pre-Paid shall specify the termination points for Dedicated Transport.
  - 6.2.2.6 At a minimum, Dedicated Transport shall meet each of the requirements set forth in the applicable industry technical references.
  - 6.2.2.7 BellSouth Technical References:
    - 6.2.2.7.1 TR-TSY-000191 Alarm Indication Signals Requirements and Objectives, Issue 1, May 1986.
    - 6.2.2.7.2 TR 73501 LightGate<sup>®</sup> Service Interface and Performance Specifications, Issue D, June 1995.

6.2.2.7.3 TR 73525 MegaLink<sup>®</sup> Service, MegaLink Channel Service and MegaLink Plus Service Interface and Performance Specifications, Issue C, May 1996.

### 6.3 **Unbundled Channelization (Multiplexing)**

6.3.1 Unbundled Channelization (UC) provides the optional multiplexing capability that will allow a DS1 (1.544 Mbps) or DS3 (44.736 Mbps) or STS-1 (51.84 Mbps) Unbundled Network Element (UNE) or collocation cross-connect to be multiplexed or channelized at a BellSouth central office. Channelization can be accomplished through the use of a multiplexer or a digital cross-connect system at the discretion of BellSouth. Once UC has been installed, South Georgia Pre-Paid may request channel activation on an as-needed basis and BellSouth shall connect the requested facilities via Central Office Channel Interfaces (COCI). The COCI must be compatible with the lower capacity facility and ordered with the lower capacity facility.

6.3.2 BellSouth shall make available the following channelization systems and COCIs:

6.3.2.1 DS3/STS-1 Channelization System: channelizes a DS3 signal into 28 DS1s.

6.3.2.2 DS1 COCI, which can be activated on a DS3 Channelization System.

6.3.2.3 DS1 Channelization System: channelizes a DS1 signal into 24 DS0s.

6.3.2.4 Voice Grade, Digital Data and ISDN can be activated on a DS1 Channelization System through the use of a COCI.

6.3.2.5 Data COCI, which can be activated on a DS1 Channelization System.

6.3.2.6 AMI and B8ZS line coding with either Super Frame (SF) and Extended Super Frame (ESF) framing formats will be supported as an optional feature on DS1 facilities.

### 6.3.3 Technical Requirements

6.3.3.1 In order to assure proper operation with BellSouth provided central office multiplexing functionality, South Georgia Pre-Paid's channelization equipment must adhere strictly to form and protocol standards. South Georgia Pre-Paid must also adhere to such applicable industry standards for the multiplex channel bank, for voice frequency encoding, for various signaling schemes, and for sub rate digital access.

#### 6.3.3.2 DS0 to DS1 Channelization

6.3.3.2.1 The DS1 signal must be framed utilizing the framing structure defined in ANSI T1.107, Digital Hierarchy Formats Specifications and ANSI T1.403.02, DS1 Robbed-bit Signaling State Definitions.

### 6.3.3.3 DS1 to DS3 Channelization

6.3.3.3.1 The DS3 signal must be framed utilizing the framing structure define in ANSI T1.107, Digital Hierarchy Formats Specifications. The asynchronous M13 multiplex format (combination of M12 and M23 formats) is specified for terminal equipment that multiplexes 28 DS1s into a DS3.

### 6.3.3.4 DS1 to STS Channelization

6.3.3.4.1 The STS-1 signal must be framed utilizing the framing structure define in ANSI T1.105, Synchronous Optical Network (SONET) – Basic Description Including Multiplex Structure, Rates and Formats and T1.105.02, Synchronous Optical Network (SONET) – Payload Mappings.

## 6.4 **Dark Fiber Transport**

6.4.1 Dark Fiber Transport is an unused optical transmission facility without attached signal regeneration, multiplexing, aggregation or other electronics. Dark Fiber Transport is offered in two configurations: Interoffice Channel, between South Georgia Pre-Paid's collocation arrangement within the POP serving wire center and the end user service wire center and Local Channel, from South Georgia Pre-Paid's POP to South Georgia Pre-Paid's collocation arrangement in the POP serving wire center. It may be strands of optical fiber existing in aerial or underground structure. BellSouth will not provide line terminating elements, regeneration or other electronics necessary for South Georgia Pre-Paid to utilize Dark Fiber Transport.

### 6.4.2 Requirements

6.4.2.1 BellSouth shall make available Dark Fiber Transport where it exists in BellSouth's network and where, as a result of future building or deployment, it becomes available. Dark Fiber Transport will not be deemed available if (1) it is used by BellSouth for maintenance and repair purposes, (2) it is designated for use pursuant to a firm order placed by another customer, (3) it is restricted for use by all carriers, including BellSouth, because of transmission problems or because it is scheduled for removal due to documented changes to roads and infrastructure, or (4) BellSouth has plans to use the fiber within a two-year planning period. BellSouth is not required to place fibers for Dark Fiber Transport if there are none available.

6.4.2.2 South Georgia Pre-Paid is solely responsible for testing the quality of the Dark Fiber Transport to determine its usability and performance specifications.

6.4.2.3 BellSouth shall use its best efforts to provide to South Georgia Pre-Paid information regarding the location, availability and performance of Dark Fiber Transport within ten (10) business days after receiving a request from South

Georgia Pre-Paid. Within such time period, BellSouth shall send written confirmation of availability of the Dark Fiber Transport.

- 6.4.2.4 If the requested Dark Fiber Transport is available, BellSouth shall use its commercially reasonable efforts to provision the Dark Fiber Transport to South Georgia Pre-Paid within twenty (20) business days after South Georgia Pre-Paid submits a valid, error free LSR. Provisioning includes identification of appropriate connection points (e.g., Light Guide Interconnection (LGX)) to enable South Georgia Pre-Paid to connect South Georgia Pre-Paid provided transmission media (e.g., optical fiber) or equipment to the Dark Fiber Transport.

## **7 BellSouth Switched Access (“SWA”) 8XX Toll Free Dialing Ten Digit Screening Service**

- 7.1 The BellSouth SWA 8XX Toll Free Dialing Ten Digit Screening Service database (“8XX SCP Database”) is a Signaling control Point (“SCP”) that contains customer record information and the functionality to provide call-handling instructions for 8XX calls. The 8XX SCP IN software stores data downloaded from the national SMS/8XX database and provides the routing instructions in response to queries from the Switching Service Point (“SSP”) or tandem. The BellSouth SWA 8XX Toll Free Dialing Ten Digit Screening Service (“8XX TFD Service”) utilizes the 8XX SCP Database to provide identification and routing of the 8XX calls, based on the ten digits dialed. At South Georgia Pre-Paid’s option, 8XX TFD Service is provided with or without POTS number delivery, dialing number delivery, and other optional complex features as selected by South Georgia Pre-Paid.
- 7.2 The 8XX SCP Database is designated to receive and respond to queries using the ANSI Specification of Signaling System Seven (SS7) protocol.

## **8 Line Information Database (LIDB)**

- 8.1 The Line Information Database (LIDB) is a transaction-oriented database accessible through Common Channel Signaling (CCS) networks. For access to LIDB, South Georgia Pre-Paid must purchase appropriate signaling links pursuant to Section 9 of this Attachment. LIDB contains records associated with end user Line Numbers and Special Billing Numbers. LIDB accepts queries from other Network Elements and provides appropriate responses. The query originator need not be the owner of LIDB data. LIDB queries include functions such as screening billed numbers that provides the ability to accept Collect or Third Number Billing calls and validation of Telephone Line Number based non-proprietary calling cards. The interface for the LIDB functionality is the interface between BellSouth’s CCS network and other CCS networks. LIDB also interfaces to administrative systems.
- 8.2 Technical Requirements

- 8.2.1 BellSouth will offer to South Georgia Pre-Paid any additional capabilities that are developed for LIDB during the life of this Agreement.
- 8.2.2 BellSouth shall process South Georgia Pre-Paid's customer records in LIDB at least at parity with BellSouth customer records, with respect to other LIDB functions. BellSouth shall indicate to South Georgia Pre-Paid what additional functions (if any) are performed by LIDB in the BellSouth network.
- 8.2.3 Within two (2) weeks after a request by South Georgia Pre-Paid, BellSouth shall provide South Georgia Pre-Paid with a list of the customer data items, which South Georgia Pre-Paid would have to provide in order to support each required LIDB function. The list shall indicate which data items are essential to LIDB function and which are required only to support certain services. For each data item, the list shall show the data formats, the acceptable values of the data item and the meaning of those values.
- 8.2.4 BellSouth shall provide LIDB systems for which operating deficiencies that would result in calls being blocked shall not exceed 30 minutes per year.
- 8.2.5 BellSouth shall provide LIDB systems for which operating deficiencies that would not result in calls being blocked shall not exceed 12 hours per year.
- 8.2.6 BellSouth shall provide LIDB systems for which the LIDB function shall be in overload no more than 12 hours per year.
- 8.2.7 All additions, updates and deletions of South Georgia Pre-Paid data to the LIDB shall be solely at the direction of South Georgia Pre-Paid. Such direction from South Georgia Pre-Paid will not be required where the addition, update or deletion is necessary to perform standard fraud control measures (e.g., calling card auto-deactivation).
- 8.2.8 BellSouth shall provide priority updates to LIDB for South Georgia Pre-Paid data upon South Georgia Pre-Paid's request (e.g., to support fraud detection), via password-protected telephone card, facsimile, or electronic mail within one hour of notice from the established BellSouth contact.
- 8.2.9 BellSouth shall provide LIDB systems such that no more than 0.01% of South Georgia Pre-Paid customer records will be missing from LIDB, as measured by South Georgia Pre-Paid audits. BellSouth will audit South Georgia Pre-Paid records in LIDB against DBAS to identify record mismatches and provide this data to a designated South Georgia Pre-Paid contact person to resolve the status of the records and BellSouth will update system appropriately. BellSouth will refer record of mis-matches to South Georgia Pre-Paid within one business day of audit. Once reconciled records are received back from South Georgia Pre-Paid, BellSouth will update LIDB the same business day if less than 500 records are received before 1:00PM Central Time. If more than 500 records are received,

BellSouth will contact South Georgia Pre-Paid to negotiate a time frame for the updates, not to exceed three business days.

- 8.2.10 BellSouth shall perform backup and recovery of all of South Georgia Pre-Paid's data in LIDB including sending to LIDB all changes made since the date of the most recent backup copy, in at least the same time frame BellSouth performs backup and recovery of BellSouth data in LIDB for itself. Currently, BellSouth performs backups of the LIDB for itself on a weekly basis; and when a new software release is scheduled, a backup is performed prior to loading the new release.
- 8.2.11 BellSouth shall provide South Georgia Pre-Paid with LIDB reports of data which are missing or contain errors, as well as any misrouted errors, within a reasonable time period as negotiated between South Georgia Pre-Paid and BellSouth.
- 8.2.12 BellSouth shall prevent any access to or use of South Georgia Pre-Paid data in LIDB by BellSouth personnel that are outside of established administrative and fraud control personnel, or by any other Party that is not authorized by South Georgia Pre-Paid in writing.
- 8.2.13 BellSouth shall provide South Georgia Pre-Paid performance of the LIDB Data Screening function, which allows a LIDB to completely or partially deny specific query originators access to LIDB data owned by specific data owners, for Customer Data that is part of an NPA-NXX or RAO-0/1XX wholly or partially owned by South Georgia Pre-Paid at least at parity with BellSouth Customer Data. BellSouth shall obtain from South Georgia Pre-Paid the screening information associated with LIDB Data Screening of South Georgia Pre-Paid data in accordance with this requirement. BellSouth currently does not have LIDB Data Screening capabilities. When such capability is available, BellSouth shall offer it to South Georgia Pre-Paid under the BFR/NBR process as set forth in Attachment 11.
- 8.2.14 BellSouth shall accept queries to LIDB associated with South Georgia Pre-Paid customer records and shall return responses in accordance with industry standards.
- 8.2.15 BellSouth shall provide mean processing time at the LIDB within 0.50 seconds under normal conditions as defined in industry standards.
- 8.2.16 BellSouth shall provide processing time at the LIDB within 1 second for 99% of all messages under normal conditions as defined in industry standards.
- 8.3 Interface Requirements
- 8.3.1 BellSouth shall offer LIDB in accordance with the requirements of this subsection.
- 8.3.2 The interface to LIDB shall be in accordance with the technical references contained within.

- 8.3.3 The CCS interface to LIDB shall be the standard interface described herein.
- 8.3.4 The LIDB Data Base interpretation of the ANSI-TCAP messages shall comply with the technical reference herein. Global Title Translation shall be maintained in the signaling network in order to support signaling network routing to the LIDB.
- 8.3.5 The application of the LIDB rates contained in Exhibit B to this Attachment will be based on a Percent CLEC LIDB Usage (“PCLU”) factor. South Georgia Pre-Paid shall provide BellSouth a PCLU. The PCLU will be applied to determine the percentage of total LIDB usage to be billed to the other Party at local rates. South Georgia Pre-Paid shall update its PCLU on the first of January, April, July and October and shall send it to BellSouth to be received no later than thirty (30) calendar days after the first of each such month based on local usage for the past three months ending the last day of December, March, June and September, respectively. Requirements associated with PCLU calculation and reporting shall be as set forth in BellSouth’s Jurisdictional Factors Reporting Guide, as it is amended from time to time.

## **9 Signaling**

- 9.1 BellSouth shall offer access to signaling and access to BellSouth’s signaling databases subject to compatibility testing and at the rates set forth in this Attachment. BellSouth may provide mediated access to BellSouth signaling systems and databases. Available signaling elements include signaling links, signal transfer points and service control points. Signaling functionality will be available with both A-link and B-link connectivity.

### **9.2 Signaling Link Transport**

- 9.2.1 Signaling Link Transport is a set of two or four dedicated 56 kbps transmission paths between South Georgia Pre-Paid-designated Signaling Points of Interconnection that provide appropriate physical diversity.
- 9.2.2 Technical Requirements
- 9.2.3 Signaling Link Transport shall consist of full duplex mode 56 kbps transmission paths and shall perform in the following two ways:
- 9.2.3.1 As an “A-link” Signaling Link Transport is a connection between a switch or SCP and a home Signaling Transfer Point switch pair; and
- 9.2.3.2 As a “B-link” Signaling Link Transport is a connection between two Signaling Transfer Point switch pairs in different company networks (e.g., between two Signaling Transfer Point switch pairs for two CLECs).
- 9.2.4 Signaling Link Transport shall consist of two or more signaling link layers as follows:



- 9.2.4.1 An A-link layer shall consist of two links.
- 9.2.4.2 A B-link layer shall consist of four links.
- 9.2.4.3 A signaling link layer shall satisfy interoffice and intraoffice diversity of facilities and equipment, such that:
  - 9.2.4.4 No single failure of facilities or equipment causes the failure of both links in an A-link layer (i.e., the links should be provided on a minimum of two separate physical paths end-to-end); and
  - 9.2.4.5 No two concurrent failures of facilities or equipment shall cause the failure of all four links in a B-link layer (i.e., the links should be provided on a minimum of three separate physical paths end-to-end).
- 9.2.5 Interface Requirements
  - 9.2.5.1 There shall be a DS1 (1.544 Mbps) interface at South Georgia Pre-Paid's designated SPOIs. Each 56 kbps transmission path shall appear as a DS0 channel within the DS1 interface.
- 9.3 **Signaling Transfer Points (STPs)**
  - 9.3.1 A Signaling Transfer Point is a signaling network function that includes all of the capabilities provided by the signaling transfer point switches (STPs) and their associated signaling links that enables the exchange of SS7 messages among and between switching elements, database elements and signaling transfer point switches.
  - 9.3.2 Technical Requirements
    - 9.3.2.1 Signaling Transfer Points shall provide access to BellSouth Local Switching or Tandem Switching and to BellSouth Service Control Points/Databases connected to BellSouth SS7 network. Signaling Transfer Points also provide access to third-party local or tandem switching and Third-party-provided Signaling Transfer Points.
    - 9.3.2.2 The connectivity provided by Signaling Transfer Points shall fully support the functions of all other Network Elements connected to the BellSouth SS7 network. This includes the use of the BellSouth SS7 network to convey messages that neither originate nor terminate at a signaling end point directly connected to the BellSouth SS7 network (i.e., transit messages). When the BellSouth SS7 network is used to convey transit messages, there shall be no alteration of the Integrated Services Digital Network User Part or Transaction Capabilities Application Part (TCAP) user data that constitutes the content of the message.

- 9.3.2.3 If a BellSouth tandem switch routes traffic, based on dialed or translated digits, on SS7 trunks between a South Georgia Pre-Paid local switch and third party local switch, the BellSouth SS7 network shall convey the TCAP messages that are necessary to provide Call Management features (Automatic Callback, Automatic Recall, and Screening List Editing) between South Georgia Pre-Paid local STPs and the STPs that provide connectivity with the third party local switch, even if the third party local switch is not directly connected to BellSouth STPs.
- 9.3.2.4 STPs shall provide all functions of the SCCP necessary for Class 0 (basic connectionless) service as defined in Telcordia ANSI Interconnection Requirements. This includes Global Title Translation (GTT) and SCCP Management procedures, as specified in ANSI T1.112.4. Where the destination signaling point is a South Georgia Pre-Paid or third party local or tandem switching system directly connected to BellSouth SS7 network, BellSouth shall perform final GTT of messages to the destination and SCCP Subsystem Management of the destination. In all other cases, BellSouth shall perform intermediate GTT of messages to a gateway pair of STPs in an SS7 network connected with BellSouth SS7 network and shall not perform SCCP Subsystem Management of the destination. If BellSouth performs final GTT to a South Georgia Pre-Paid database, then South Georgia Pre-Paid agrees to provide BellSouth with the Destination Point Code for South Georgia Pre-Paid database.
- 9.3.2.5 STPs shall provide all functions of the OMAP as specified in applicable industry standard technical references, which may include, where available in BellSouth's network, MTP Routing Verification Test (MRVT) and SCCP Routing Verification Test (SRVT).
- 9.3.2.6 Where the destination signaling point is a BellSouth local or tandem switching system or database, or is a South Georgia Pre-Paid or third party local or tandem switching system directly connected to the BellSouth SS7 network, STPs shall perform MRVT and SRVT to the destination signaling point. In all other cases, STPs shall perform MRVT and SRVT to a gateway pair of STPs in an SS7 network connected with the BellSouth SS7 network. This requirement may be superseded by the specifications for Internetwork MRVT and SRVT when these become approved ANSI standards and available capabilities of BellSouth STPs.
- 9.4 **SS7 Advanced Intelligent Network (AIN) Access**
- 9.4.1 When technically feasible and upon request by South Georgia Pre-Paid, SS7 AIN Access shall be made available in association with switching. SS7 AIN Access is the provisioning of AIN 0.1 triggers in an equipped BellSouth local switch and interconnection of the BellSouth SS7 network with South Georgia Pre-Paid's SS7 network to exchange TCAP queries and responses with a South Georgia Pre-Paid SCP.

- 9.4.2 SS7 AIN Access shall provide South Georgia Pre-Paid SCP access to an equipped BellSouth local switch via interconnection of BellSouth's SS7 and South Georgia Pre-Paid SS7 Networks. BellSouth shall offer SS7 AIN Access through its STPs. If BellSouth requires a mediation device on any part of its network specific to this form of access, BellSouth must route its messages in the same manner. The interconnection arrangement shall result in the BellSouth local switch recognizing the South Georgia Pre-Paid SCP as at least at parity with BellSouth's SCPs in terms of interfaces, performance and capabilities.
- 9.4.3 Interface Requirements
- 9.4.3.1 BellSouth shall provide the following STP options to connect South Georgia Pre-Paid or South Georgia Pre-Paid-designated local switching systems to the BellSouth SS7 network:
- 9.4.3.1.1 An A-link interface from South Georgia Pre-Paid local switching systems; and,
- 9.4.3.1.2 A B-link interface from South Georgia Pre-Paid local STPs.
- 9.4.3.2 Each type of interface shall be provided by one or more layers of signaling links.
- 9.4.3.3 The Signaling Point of Interconnection for each link shall be located at a cross-connect element in the Central Office (CO) where the BellSouth STP is located. There shall be a DS1 or higher rate transport interface at each of the SPOIs. Each signaling link shall appear as a DS0 channel within the DS1 or higher rate interface.
- 9.4.3.4 BellSouth shall provide intraoffice diversity between the Signaling Point of Interconnection and BellSouth STPs so that no single failure of intraoffice facilities or equipment shall cause the failure of both B-links in a layer connecting to a BellSouth STP.
- 9.4.3.5 STPs shall provide all functions of the MTP as defined in the applicable industry standard technical references.
- 9.4.4 Message Screening
- 9.4.4.1 BellSouth shall set message screening parameters so as to accept valid messages from South Georgia Pre-Paid local or tandem switching systems destined to any signaling point within BellSouth's SS7 network where the South Georgia Pre-Paid switching system has a valid signaling relationship.
- 9.4.4.2 BellSouth shall set message screening parameters so as to pass valid messages from South Georgia Pre-Paid local or tandem switching systems destined to any signaling point or network accessed through BellSouth's SS7 network where the South Georgia Pre-Paid switching system has a valid signaling relationship.

9.4.4.3 BellSouth shall set message screening parameters so as to accept and pass/send valid messages destined to and from South Georgia Pre-Paid from any signaling point or network interconnected through BellSouth's SS7 network where the South Georgia Pre-Paid SCP has a valid signaling relationship.

## 9.5 **Service Control Points/Databases**

9.5.1 Call Related Databases provide the storage of, access to, and manipulation of information required to offer a particular service and/or capability. BellSouth shall provide access to the following Databases: Local Number Portability, LIDB, Toll Free Number Database, Automatic Location Identification/Data Management System, and Calling Name Database. BellSouth also provides access to Service Creation Environment and Service Management System (SCE/SMS) application databases and Directory Assistance.

9.5.2 A Service Control Point (SCP) is deployed in a SS7 network that executes service application logic in response to SS7 queries sent to it by a switching system also connected to the SS7 network. Service Management Systems provide operational interfaces to allow for provisioning, administration and maintenance of subscriber data and service application data stored in SCPs.

9.5.3 Technical Requirements for SCPs/Databases

9.5.3.1 BellSouth shall provide physical access to SCPs through the SS7 network and protocols with TCAP as the application layer protocol.

9.5.3.2 BellSouth shall provide physical interconnection to databases via industry standard interfaces and protocols (e.g. SS7, ISDN and X.25).

9.5.3.3 The reliability of interconnection options shall be consistent with requirements for diversity and survivability.

## 9.6 **Local Number Portability Database**

9.6.1 The Permanent Number Portability (PNP) database supplies routing numbers for calls involving numbers that have been ported from one local service provider to another. BellSouth agrees to provide access to the PNP database at rates, terms and conditions as set forth by BellSouth and in accordance with an effective FCC or Commission directive.

## 9.7 **SS7 Network Interconnection**

9.7.1 SS7 Network Interconnection is the interconnection of South Georgia Pre-Paid local signaling transfer point switches or South Georgia Pre-Paid local or tandem switching systems with BellSouth signaling transfer point switches. This interconnection provides connectivity that enables the exchange of SS7 messages among BellSouth switching systems and databases, South Georgia Pre-Paid local

or tandem switching systems, and other third-party switching systems directly connected to the BellSouth SS7 network.

- 9.7.2 The connectivity provided by SS7 Network Interconnection shall fully support the functions of BellSouth switching systems and databases and South Georgia Pre-Paid or other third-party switching systems with A-link access to the BellSouth SS7 network.
- 9.7.3 If traffic is routed based on dialed or translated digits between a South Georgia Pre-Paid local switching system and a BellSouth or other third-party local switching system, either directly or via a BellSouth tandem switching system, then it is a requirement that the BellSouth SS7 network convey via SS7 Network Interconnection the TCAP messages that are necessary to provide Call Management services (Automatic Callback, Automatic Recall, and Screening List Editing) between the South Georgia Pre-Paid local signaling transfer point switches and BellSouth or other third-party local switch.
- 9.7.4 SS7 Network Interconnection shall provide:
- 9.7.4.1 Signaling Data Link functions, as specified in ANSI T1.111.2;
- 9.7.4.2 Signaling Link functions, as specified in ANSI T1.111.3; and
- 9.7.4.3 Signaling Network Management functions, as specified in ANSI T1.111.4.
- 9.7.5 SS7 Network Interconnection shall provide all functions of the SCCP necessary for Class 0 (basic connectionless) service as specified in ANSI T1.112. This includes Global Title Translation (GTT) and SCCP Management procedures as specified in ANSI T1.112.4. Where the destination signaling point is a BellSouth switching system or DB, or is another third-party local or tandem switching system directly connected to the BellSouth SS7 network, SS7 Network Interconnection shall include final GTT of messages to the destination and SCCP Subsystem Management of the destination. Where the destination signaling point is a South Georgia Pre-Paid local or tandem switching system, SS7 Network Interconnection shall include intermediate GTT of messages to a gateway pair of South Georgia Pre-Paid local STPs and shall not include SCCP Subsystem Management of the destination.
- 9.7.6 SS7 Network Interconnection shall provide all functions of the Integrated Services Digital Network User Part as specified in ANSI T1.113.
- 9.7.7 SS7 Network Interconnection shall provide all functions of the TCAP as specified in ANSI T1.114.
- 9.7.8 If Internetwork MRVT and SRVT become approved ANSI standards and available capabilities of BellSouth STPs, SS7 Network Interconnection may provide these functions of the OMAP.

- 9.7.9 Interface Requirements
- 9.7.9.1 The following SS7 Network Interconnection interface options are available to connect South Georgia Pre-Paid or South Georgia Pre-Paid-designated local or tandem switching systems or signaling transfer point switches to the BellSouth SS7 network:
- 9.7.9.1.1 A-link interface from South Georgia Pre-Paid local or tandem switching systems; and
- 9.7.9.1.2 B-link interface from South Georgia Pre-Paid STPs.
- 9.7.9.2 The Signaling Point of Interconnection for each link shall be located at a cross-connect element in the central office where the BellSouth STP is located. There shall be a DS1 or higher rate transport interface at each of the Signaling Points of interconnection. Each signaling link shall appear as a DS0 channel within the DS1 or higher rate interface.
- 9.7.9.3 BellSouth shall provide intraoffice diversity between the Signaling Points of Interconnection and the BellSouth STP, so that no single failure of intraoffice facilities or equipment shall cause the failure of both B-links in a layer connecting to a BellSouth STP.
- 9.7.9.4 The protocol interface requirements for SS7 Network Interconnection include the MTP, ISDNUP, SCCP, and TCAP. These protocol interfaces shall conform to the applicable industry standard technical references.
- 9.7.9.5 BellSouth shall set message screening parameters to accept messages from South Georgia Pre-Paid local or tandem switching systems destined to any signaling point in the BellSouth SS7 network with which the South Georgia Pre-Paid switching system has a valid signaling relationship.

## **10 Operator Services (Operator Call Processing and Directory Assistance)**

- 10.1 Operator Call Processing provides: (1) operator handling for call completion (for example, collect, third number billing, and manual calling-card calls); (2) operator or automated assistance for billing after the end user has dialed the called number (for example, calling card calls); and (3) special services including but not limited to Busy Line Verification and Emergency Line Interrupt (ELI), Emergency Agency Call, and Operator-assisted Directory Assistance.
- 10.2 Upon request for BellSouth Operator Call Processing, BellSouth shall:
- 10.2.1 Process 0+ and 0- dialed local calls.
- 10.2.2 Process 0+ and 0- intraLATA toll calls.

- 10.2.3 Process calls that are billed to South Georgia Pre-Paid end user's calling card that can be validated by BellSouth.
- 10.2.4 Process person-to-person calls.
- 10.2.5 Process collect calls.
- 10.2.6 Provide the capability for callers to bill to a third party and shall also process such calls.
- 10.2.7 Process station-to-station calls.
- 10.2.8 Process Busy Line Verify and Emergency Line Interrupt requests.
- 10.2.9 Process emergency call trace originated by Public Safety Answering Points.
- 10.2.10 Process operator-assisted directory assistance calls.
- 10.2.11 Adhere to equal access requirements, providing South Georgia Pre-Paid local end users the same IXC access as provided to BellSouth end users.
- 10.2.12 Exercise at least the same level of fraud control in providing Operator Service to South Georgia Pre-Paid that BellSouth provides for its own operator service.
- 10.2.13 Perform Billed Number Screening when handling Collect, Person-to-Person, and Billed-to-Third-Party calls.
- 10.2.14 Direct customer account and other similar inquiries to the customer service center designated by South Georgia Pre-Paid.
- 10.2.15 Provide call records to South Georgia Pre-Paid in accordance with ODUF standards specified in Attachment 7.
- 10.2.16 The interface requirements shall conform to the interface specifications for the platform used to provide Operator Services as long as the interface conforms to industry standards.
- 10.3 **Directory Assistance Service**
- 10.3.1 Directory Assistance Service provides local and non-local end user telephone number listings with the option to complete the call at the caller's direction separate and distinct from local switching.
- 10.3.2 Directory Assistance Service shall provide up to two listing requests per call. If available and if requested by South Georgia Pre-Paid's end user, BellSouth shall provide caller-optional directory assistance call completion service at rates contained in this Attachment to one of the provided listings.

### 10.3.3 **Directory Assistance Service Updates**

- 10.3.3.1 BellSouth shall update end user listings changes daily. These changes include:
- 10.3.3.1.1 New end user connections;
  - 10.3.3.1.2 End user disconnections;
  - 10.3.3.1.3 End user address changes.
- 10.3.3.2 These updates shall also be provided for non-listed and non-published numbers for use in emergencies.

### 10.4 **Branding for Operator Call Processing and Directory Assistance**

- 10.4.1 BellSouth's branding feature provides a definable announcement to South Georgia Pre-Paid end users using Directory Assistance (DA)/Operator Call Processing (OCP) prior to placing such end users in queue or connecting them to an available operator or automated operator system. This feature allows South Georgia Pre-Paid to have its calls custom branded with South Georgia Pre-Paid's name on whose behalf BellSouth is providing Directory Assistance and/or Operator Call Processing. Rates for the branding features are set forth in this Attachment.
- 10.4.2 BellSouth offers three branding offering options to South Georgia Pre-Paid when ordering BellSouth's Directory Assistance and Operator Call Processing: BellSouth Branding, Unbranding and Custom Branding.
- 10.4.3 Upon receipt of the custom branding order from South Georgia Pre-Paid, the order is considered firm after ten business days. Should South Georgia Pre-Paid decide to cancel the order, written notification to South Georgia Pre-Paid's Local Contract Manager is required. If South Georgia Pre-Paid decides to cancel after ten business days from receipt of the custom branding order, South Georgia Pre-Paid shall pay all charges per the order.
- 10.4.4 **Selective Call Routing Using Line Class Codes (SCR-LCC)**
- 10.4.4.1 Where South Georgia Pre-Paid purchases unbundled local switching from BellSouth and utilizes an Operator Services Provider other than BellSouth, BellSouth will route South Georgia Pre-Paid's end user calls to that provider through Selective Call Routing.
  - 10.4.4.2 Selective Call Routing using Line Class Codes (SCR-LCC) provides the capability for South Georgia Pre-Paid to have its OCP/DA calls routed to BellSouth's OCP/DA platform for BellSouth provided Custom Branded or Unbranded OCP/DA or to its own or an alternate OCP/DA platform for Self-Branded OCP/DA. SCR-LCC is only available if line class code capacity is available in the requested BellSouth end office switches.



- 10.4.4.3 Custom Branding for Directory Assistance is not available for certain classes of service, including but not limited to Hotel/Motel services, WATS service, and certain PBX services.
- 10.4.4.4 Where available, South Georgia Pre-Paid specific and unique line class codes are programmed in each BellSouth end office switch where South Georgia Pre-Paid intends to serve end users with customized OCP/DA branding. The line class codes specifically identify South Georgia Pre-Paid's end users so OCP/DA calls can be routed over the appropriate trunk group to the requested OCP/DA platform. Additional line class codes are required in each end office if the end office serves multiple NPAs (i.e., a unique LCC is required per NPA), and/or if the end office switch serves multiple rate areas and South Georgia Pre-Paid intends to provide South Georgia Pre-Paid -branded OCP/DA to its end users in these multiple rate areas.
- 10.4.4.5 BellSouth Branding is the default branding offering.
- 10.4.4.6 SCR-LCC supporting Custom Branding and Self Branding require South Georgia Pre-Paid to order dedicated trunking from each BellSouth end office identified by South Georgia Pre-Paid, either to the BellSouth Traffic Operator Position System (TOPS) for Custom Branding or to the South Georgia Pre-Paid Operator Service Provider for Self Branding. Separate trunk groups are required for Operator Services and for Directory Assistance. Rates for trunks are set forth in applicable BellSouth tariffs.
- 10.4.4.7 Unbranding - Unbranded Directory Assistance and/or Operator Call Processing calls ride common trunk groups provisioned by BellSouth from those end offices identified by South Georgia Pre-Paid to the BellSouth TOPS. These calls are routed to "No Announcement."
- 10.4.4.8 The Rates for SCR-LCC are as set forth in this Attachment. There is a nonrecurring charge for the establishment of each Line Class Code in each BellSouth central office. Furthermore, for Unbranded and Custom Branded OCP/DA provided by BellSouth Operator Services with unbundled ports and unbundled port/Loop switch combinations, monthly recurring usage charges shall apply for the UNEs necessary to provide the service, such as end office and tandem switching and common transport. A flat rated end office switching charge shall apply to Self-Branded OCP/DA when used in conjunction with unbundled ports and unbundled port/Loop switch combinations.
- 10.4.4.9 UNE Provider Branding via Originating Line Number Screening (OLNS)
- 10.4.4.10 BellSouth Branding, Unbranding and Custom Branding are also available for Directory Assistance, Operator Call Processing or both via Originating Line Number Screening (OLNS) software. When utilizing this method of Unbranding

or Custom Branding, South Georgia Pre-Paid shall not be required to purchase dedicated trunking.

- 10.4.4.11 For BellSouth to provide Unbranding or Custom Branding via OLNS software for Operator Call Processing or for Directory Assistance, South Georgia Pre-Paid must have its Operating Company Number (“OCN(s)”) and telephone numbers reside in BellSouth’s LIDB; however, a BellSouth LIDB Storage Agreement is not required. To implement Unbranding and Custom Branding via OLNS software, South Georgia Pre-Paid must submit a manual order form which requires, among other things, South Georgia Pre-Paid’s OCN and a forecast for the traffic volume anticipated for each BellSouth TOPS during the peak busy hour. South Georgia Pre-Paid shall provide updates to such forecast on a quarterly basis and at any time such forecasted traffic volumes are expected to change significantly. Upon South Georgia Pre-Paid’s purchase of Unbranding or Custom Branding using OLNS software for any particular TOPS, all South Georgia Pre-Paid end users served by that TOPS will receive the Unbranded “no announcement” or the Custom Branded announcement.
- 10.4.4.12 BellSouth Branding is the default branding offering.
- 10.4.4.13 Rates for Unbranding and Custom Branding via OLNS software for Directory Assistance and for Operator Call Processing are as set forth in this Attachment. Notwithstanding anything to the contrary in this Agreement, to the extent BellSouth is unable to bill South Georgia Pre-Paid applicable charges currently, BellSouth shall track such charges and will bill the same retroactively at such time as a billing process is implemented. In addition to the charges for Unbranding and Custom Branding via OLNS software, South Georgia Pre-Paid shall continue to pay BellSouth applicable labor and other charges for the use of BellSouth’s Directory Assistance and Operator Call Processing platforms as set forth in this Attachment. Further, where South Georgia Pre-Paid is purchasing unbundled local switching from BellSouth, UNE usage charges for end office switching, tandem switching and transport, as applicable, shall continue to apply.
- 10.4.5 **Facilities Based Carrier Branding**
- 10.4.5.1 All Service Levels require South Georgia Pre-Paid to order dedicated trunking from their end office(s) point of interface to the BellSouth TOPS Switches. Rates for trunks are set forth in applicable BellSouth tariffs.
- 10.4.5.2 Unbranding is the default branding offering.
- 10.4.5.3 Rates for Custom Branded OCP/DA are set forth in this Attachment.
- 10.4.5.4 Customized Branding includes charges for the recording of the branding announcement and the loading of the audio units in each TOPS Switch and

Network Applications Vehicle (NAV) equipment for which South Georgia Pre-Paid requires service.

- 10.4.5.5 Directory Assistance customized branding uses:
  - 10.4.5.5.1 the recording of South Georgia Pre-Paid;
  - 10.4.5.5.2 the loading of the recording in each switch.
- 10.4.5.6 Operator Call Processing customized branding uses:
  - 10.4.5.6.1 the recording of South Georgia Pre-Paid;
  - 10.4.5.6.2 the loading of the recording in each switch (North Carolina);
  - 10.4.5.6.3 the loading on the Network Applications Vehicle (NAV). All NAV shelves within the region where the customer is offering service must be loaded.

#### 10.5 **Directory Assistance Database Service (DADS)**

- 10.5.1 BellSouth shall make its Directory Assistance Database Service (DADS) available at the rates set forth in this Attachment solely for the expressed purpose of providing Directory Assistance type services to South Georgia Pre-Paid end users. The term “end user” denotes any entity that obtains Directory Assistance type services for its own use from a DADS customer. Directory Assistance type service is defined as Voice Directory Assistance (DA Operator assisted) and Electronic Directory Assistance (Data System assisted). South Georgia Pre-Paid agrees that DADS will not be used for any purpose that violates federal or state laws, statutes, regulatory orders or tariffs. For the purposes of provisioning a Directory Assistance type service, all terms and conditions of GSST A38 apply and are incorporated by reference herein. Except for the permitted uses, South Georgia Pre-Paid agrees not to disclose DADS to others and shall provide due care in providing for the security and confidentiality of DADS.
- 10.5.2 BellSouth shall initially provide South Georgia Pre-Paid with a Base File of subscriber listings via magnetic tape. DADS is available and may be ordered on a Business, Residence or combined Business and Residence listings basis for each central office requested. BellSouth will require approximately 30-45 days after receiving an order from South Georgia Pre-Paid to prepare the Base File.
- 10.5.3 BellSouth will provide updates on either a daily or weekly basis reflecting all listing change activity occurring since South Georgia Pre-Paid’s previous update. Delivery of updates will commence immediately after South Georgia Pre-Paid receives the Base File. Updates will be provided via magnetic tape unless BellSouth and South Georgia Pre-Paid mutually develop CONNECT: Direct™ electronic connectivity. South Georgia Pre-Paid will pay all costs associated with

CONNECT: Direct™ connectivity, which will vary depending upon volume and mileage.

- 10.5.4 South Georgia Pre-Paid authorizes the inclusion of South Georgia Pre-Paid Directory Assistance listings in the BellSouth Directory Assistance products including but not limited to DADS. Any other use is not authorized.

10.6 **Direct Access to Directory Assistance Service**

- 10.6.1 Direct Access to Directory Assistance Service (DADAS) will provide South Georgia Pre-Paid's directory assistance operators with the ability to search, using a standard directory assistance search format, the same listing information that is available to BellSouth operators including all available BellSouth subscriber listings, all available listings associated with lines resold by competitive local exchange carriers, and all available listings associated with lines provisioned by local exchange carriers that provide their listings to BellSouth. DADAS will also provide South Georgia Pre-Paid with the ability to search all listings BellSouth obtains from sources other than the provider of the local exchange lines associated with the listings. The search format will be provided to South Georgia Pre-Paid by BellSouth upon subscription to the service. Subscription to DADAS requires that South Georgia Pre-Paid utilize its own switch, operator workstations, directory assistance operators, transport facilities, and optional audio subsystems.

- 10.6.2 Rates, terms and conditions for provisioning DADAS are as set forth in the FCC Tariff No. 1.

**11 Automatic Location Identification/Data Management System (ALI/DMS)**

- 11.1 The ALI/DMS Database contains end user information (including name, address, telephone information, and sometimes special information from the local service provider or end user) used to determine to which Public Safety Answering Point ("PSAP") to route the call. The ALI/DMS database is used to provide enhanced routing flexibility for E911.

11.2 Technical Requirements

- 11.2.1 BellSouth shall provide South Georgia Pre-Paid access to the ALI/DMS database. BellSouth shall provide error reports from the ALI/DMS database to South Georgia Pre-Paid after South Georgia Pre-Paid provides end user information for input into the ALI/DMS database.

- 11.2.2 When BellSouth is responsible for administering the ALI/DMS database in its entirety, ported number NXXs entries for the ported numbers should be maintained unless South Georgia Pre-Paid requests otherwise and shall be updated if South Georgia Pre-Paid requests, provided South Georgia Pre-Paid supplies BellSouth with the updates.

11.2.3 When Remote Call Forwarding (RCF) is used to provide number portability to the local end user and a remark or other appropriate field information is available in the database, the shadow or "forwarded-to" number and an indication that the number is ported shall be added to the customer record.

11.3 Interface Requirements

11.3.1 The interface between the E911 Switch or Tandem and the ALI/DMS database for South Georgia Pre-Paid end users shall meet industry standards.

## **12 Calling Name (CNAM) Database Service**

12.1 CNAM is the ability to associate a name with the calling party number, allowing the end user (to which a call is being terminated) to view the calling party's name before the call is answered. This service also provides South Georgia Pre-Paid the opportunity to load and store its subscriber names in the BellSouth CNAM SCPs.

12.2 South Georgia Pre-Paid shall submit to BellSouth a notice of its intent to access and utilize BellSouth CNAM Database Services. Said notice shall be in writing no less than 60 days prior to South Georgia Pre-Paid's access to BellSouth's CNAM Database Services and shall be addressed to South Georgia Pre-Paid's Local Contract Manager.

12.3 BellSouth's provision of CNAM Database Services to South Georgia Pre-Paid requires interconnection from South Georgia Pre-Paid to BellSouth CNAM Service Control Points (SCPs). Such interconnections shall be established pursuant to Attachment 3 of this Agreement, incorporated herein by this reference.

12.4 In order to formulate a CNAM query to be sent to the BellSouth CNAM SCP, South Georgia Pre-Paid shall provide its own CNAM SSP. South Georgia Pre-Paid's CNAM SSPs must be compliant with TR-NWT-001188, "CLASS Calling Name Delivery Generic Requirements".

12.5 If South Georgia Pre-Paid elects to access the BellSouth CNAM SCP via a third party CCS7 transport provider, the third party CCS7 provider shall interconnect with the BellSouth CCS7 network according to BellSouth's Common Channel Signaling Interconnection Guidelines and Telcordia's CCS Network Interface Specification document, TR-TSV-000905. In addition, the third party provider shall establish CCS7 interconnection at the BellSouth Local Signal Transfer Points (LSTPs) serving the BellSouth CNAM SCPs that South Georgia Pre-Paid desires to query.

12.6 If South Georgia Pre-Paid queries the BellSouth CNAM SCP via a third party national SS7 transport provider, the third party SS7 provider shall interconnect with the BellSouth CCS7 network according to BellSouth's Common Channel Signaling Interconnection Guidelines and Telcordia's CCS Network Interface Specification document, TR-TSV-000905. In addition, the third party provider

shall establish SS7 interconnection at one or more of the BellSouth Gateway Signal Transfer Points (STPs). The payment of all costs associated with the transport of SS7 signals via a third party will be established by mutual agreement of the Parties and this Agreement shall be amended in accordance with modification of the General Terms and Conditions incorporated herein by this reference.

- 12.7 The mechanism to be used by South Georgia Pre-Paid for initial CNAM record load and/or updates shall be determined by mutual agreement. The initial load and all updates shall be provided by South Georgia Pre-Paid in the BellSouth specified format and shall contain records for every working telephone number that can originate phone calls. It is the responsibility of South Georgia Pre-Paid to provide accurate information to BellSouth on a current basis.
- 12.8 Updates to the SMS shall occur no less than once a week, reflect service order activity affecting either name or telephone number, and involve only record additions, deletions or changes.
- 12.9 South Georgia Pre-Paid CNAM records provided for storage in the BellSouth CNAM SCP shall be available, on a SCP query basis only, to all Parties querying the BellSouth CNAM SCP. Further, CNAM service shall be provided by each Party consistent with state and/or federal regulation.

**13 Service Creation Environment and Service Management System (SCE/SMS) Advanced Intelligent Network (AIN) Access**

- 13.1 BellSouth's Service Creation Environment and Service Management System (SCE/SMS) Advanced Intelligent Network (AIN) Access shall provide South Georgia Pre-Paid the capability to create service applications in a BellSouth SCE and deploy those applications in a BellSouth SMS to a BellSouth SCP.
- 13.2 BellSouth's SCE/SMS AIN Access shall provide access to SCE hardware, software, testing and technical support (e.g., help desk, system administrator) resources available to South Georgia Pre-Paid. Training, documentation, and technical support will address use of SCE and SMS access and administrative functions but will not include support for the creation of a specific service application.
- 13.3 BellSouth SCP shall partition and protect South Georgia Pre-Paid service logic and data from unauthorized access.
- 13.4 When South Georgia Pre-Paid selects SCE/SMS AIN Access, BellSouth shall provide training, documentation, and technical support to enable South Georgia Pre-Paid to use BellSouth's SCE/SMS AIN Access to create and administer applications.

13.5 South Georgia Pre-Paid access will be provided via remote data connection (e.g., dial-in, ISDN).

13.6 BellSouth shall allow South Georgia Pre-Paid to download data forms and/or tables to BellSouth SCP via BellSouth SMS without intervention from BellSouth.

#### **14 Basic 911 and E911**

14.1 Basic 911 and E911 provides a caller access to the applicable emergency service bureau by dialing 911.

14.2 Basic 911 Service Provisioning. BellSouth will provide to South Georgia Pre-Paid a list consisting of each municipality that subscribes to Basic 911 service. The list will also provide, if known, the E911 conversion date for each municipality and, for network routing purposes, a ten-digit directory number representing the appropriate emergency answering position for each municipality subscribing to 911. South Georgia Pre-Paid will be required to arrange to accept 911 calls from its end users in municipalities that subscribe to Basic 911 service and translate the 911 call to the appropriate 10-digit directory number as stated on the list provided by BellSouth. South Georgia Pre-Paid will be required to route that call to BellSouth at the appropriate tandem or end office. When a municipality converts to E911 service, South Georgia Pre-Paid will be required to begin using E911 procedures.

14.3 E911 Service Provisioning. South Georgia Pre-Paid shall install a minimum of two dedicated trunks originating from the South Georgia Pre-Paid serving wire center and terminating to the appropriate E911 tandem. The dedicated trunks shall be, at a minimum, DS0 level trunks configured either as a 2-wire analog interface or as part of a digital (1.544 Mb/s) interface. Either configuration shall use CAMA-type signaling with multifrequency (“MF”) pulsing that will deliver automatic number identification (“ANI”) with the voice portion of the call. If the user interface is digital, MF pulses as well as other AC signals shall be encoded per the u-255 Law convention. South Georgia Pre-Paid will be required to provide BellSouth daily updates to the E911 database. South Georgia Pre-Paid will be required to forward 911 calls to the appropriate E911 tandem along with ANI based upon the current E911 end office to tandem homing arrangement as provided by BellSouth. If the E911 tandem trunks are not available, South Georgia Pre-Paid will be required to route the call to a designated 7-digit local number residing in the appropriate Public Service Answering Point (“PSAP”). This call will be transported over BellSouth’s interoffice network and will not carry the ANI of the calling party. South Georgia Pre-Paid shall be responsible for providing BellSouth with complete and accurate data for submission to the 911/E911 database for the purpose of providing 911/E911 to its end users.

- 14.4 Rates. Charges for 911/E911 service are borne by the municipality purchasing the service. BellSouth will impose no charge on South Georgia Pre-Paid beyond applicable charges for BellSouth trunking arrangements.
- 14.5 Basic 911 and E911 functions provided to South Georgia Pre-Paid shall be at least at parity with the support and services that BellSouth provides to its end users for such similar functionality.
- 14.6 The detailed practices and procedures for 911/E911 services are contained in the E911 Local Exchange Carrier Guide For Facility-Based Providers as amended from time to time during the term of this Agreement.

## **15 Operational Support Systems (OSS)**

- 15.1 BellSouth has developed and made available the following electronic interfaces by which South Georgia Pre-Paid may submit LSRs electronically.
- |      |                                   |
|------|-----------------------------------|
| LENS | Local Exchange Navigation System  |
| EDI  | Electronic Data Interchange       |
| TAG  | Telecommunications Access Gateway |
- 15.2 LSRs submitted by means of one of these electronic interfaces will incur an OSS electronic ordering charge. An individual LSR will be identified for billing purposes by its Purchase Order Number (PON). LSRs submitted by means other than one of these interactive interfaces (mail, fax, courier, etc.) will incur a manual order charge. All OSS charges are specified in Rate Exhibit B of this Attachment 2.
- 15.3 Denial/Restoral OSS Charge
- 15.3.1 In the event South Georgia Pre-Paid provides a list of customers to be denied and restored, rather than an LSR, each location on the list will require a separate PON and therefore will be billed as one LSR per location.
- 15.4 Cancellation OSS Charge
- 15.4.1 South Georgia Pre-Paid will incur an OSS charge for an accepted LSR that is later canceled.
- 15.5 Supplements or clarifications to a previously billed LSR will not incur another OSS charge.
- 15.6 Network Elements and Other Services Manual Additive
- 15.6.1 The Commissions in some states have ordered per-element manual additive non-recurring charges (NRC) for Network Elements and Other Services ordered by means other than one of the interactive interfaces. These ordered Network Elements and Other Services manual additive NRCs will apply in these states,



rather than the charge per LSR. The per-element charges are listed on the Rate Tables in Exhibit B.

**EXHIBIT A****LINE INFORMATION DATA BASE (LIDB)****FACILITIES BASED STORAGE AGREEMENT****I. Definitions**

- A. Billing number - a number that South Georgia Pre-Paid creates for the purpose of identifying an account liable for charges. This number may be a line or a special billing number.
- B. Line number - a ten-digit number that identifies a telephone line administered by South Georgia Pre-Paid.
- C. Special billing number - a ten-digit number that identifies a billing account established by South Georgia Pre-Paid.
- D. Calling Card number - a billing number plus PIN number.
- E. PIN number - a four-digit security code assigned by South Georgia Pre-Paid that is added to a billing number to compose a fourteen-digit calling card number.
- F. Toll billing exception indicator - associated with a billing number to indicate that it is considered invalid for billing of collect calls or third number calls or both, by South Georgia Pre-Paid.
- G. Billed Number Screening - refers to the query service used to determine whether a toll billing exception indicator is present for a particular billing number.
- H. Calling Card Validation - refers to the query service used to determine whether a particular calling card number exists as stated or otherwise provided by a caller.
- I. Billing number information - information about billing number, Calling Card number and toll billing exception indicator provided to BellSouth by South Georgia Pre-Paid.
- J. Account Owner – name of the local exchange telecommunications company that is providing dialtone on a subscriber line.
- K. GetData – refers to the query service used to determine, at a minimum, the Account Owner and/or Regional Accounting Office for a line number. This query service may be modified to provide additional information in the future.
- L. Originating Line Number Screening (“OLNS”) – refers to the query service used to determine the billing, screening and call handling indicators, station type, and Account Owner provided to BellSouth by South Georgia Pre-Paid for originating line numbers.

## II. General

A. This Agreement sets forth the terms and conditions pursuant to which BellSouth agrees to store in its LIDB certain information at the request of South Georgia Pre-Paid and pursuant to which BellSouth, its LIDB customers and South Georgia Pre-Paid shall have access to such information. In addition, this Agreement sets forth the terms and conditions for South Georgia Pre-Paid's provision of billing number information to BellSouth for inclusion in BellSouth's LIDB. South Georgia Pre-Paid understands that BellSouth provides access to information in its LIDB to various telecommunications service providers pursuant to applicable tariffs and agrees that information stored at the request of South Georgia Pre-Paid, pursuant to this Agreement, shall be available to those telecommunications service providers. The terms and conditions contained herein shall hereby be made a part of this Interconnection Agreement upon notice to South Georgia Pre-Paid's account team and/or Local Contract Manager to activate this LIDB Storage Agreement. The General Terms and Conditions of the Interconnection/Resale Agreement shall govern this LIDB Storage Agreement.

B. BellSouth will provide responses to on-line, call-by-call queries to local exchange line and/or billing number information for the following purposes:

1. Billed Number Screening

BellSouth is authorized to use the billing number information to determine whether South Georgia Pre-Paid has identified the billing number as one that should not be billed for collect or third number calls.

2. Calling Card Validation

BellSouth is authorized to validate a 14-digit Calling Card number where the first 10 digits are a line number or special billing number assigned by BellSouth and where the last four digits (PIN) are a security code assigned by BellSouth.

3. OLNS

BellSouth is authorized to provide originating line screening information for billing and services restrictions, station type, and Account Owner on the lines of South Georgia Pre-Paid from which a call originates.

4. GetData

BellSouth is authorized to provide, at a minimum, the Account Owner and/or Regional Accounting Office information on the lines of South Georgia Pre-Paid indicating the local service provider and where billing records are to be sent for settlement purposes. This query service may be modified to provide additional information in the future.

## 5. Fraud Control

BellSouth will provide seven days per week, 24-hours per day, fraud monitoring on Calling Cards, bill-to-third and collect calls made to numbers in BellSouth's LIDB, provided that such information is included in the LIDB query. BellSouth will establish fraud alert thresholds and will notify South Georgia Pre-Paid of fraud alerts so that South Georgia Pre-Paid may take action it deems appropriate.

### **III. Responsibilities of the Parties**

A. BellSouth will administer all data stored in the LIDB, including the data provided by South Georgia Pre-Paid pursuant to this Agreement, in the same manner as BellSouth's data for BellSouth's end user customers. BellSouth shall not be responsible to South Georgia Pre-Paid for any lost revenue which may result from BellSouth's administration of the LIDB pursuant to its established practices and procedures as they exist and as they may be changed by BellSouth in its sole discretion from time to time.

#### **B. Billing and Collection Customers**

BellSouth currently has in effect numerous billing and collection agreements with various interexchange carriers and billing clearinghouses and as such these billing and collection customers ("B&C Customers") query BellSouth's LIDB to determine whether to accept various billing options from end users. Until such time as BellSouth implements in its LIDB and its supporting systems the means to differentiate South Georgia Pre-Paid's data from BellSouth's data, the following terms and conditions shall apply:

1. BellSouth will identify South Georgia Pre-Paid's end user originated long distance charges and will return those charges to the interexchange carrier as not covered by the existing B&C agreement with interexchange carriers for handling of long distance charges by their end users.
2. BellSouth shall have no obligation to become involved in any disputes between South Georgia Pre-Paid and B&C Customers. BellSouth will not issue adjustments for charges billed on behalf of any B&C Customer to South Georgia Pre-Paid. It shall be the responsibility of South Georgia Pre-Paid and the B&C Customers to negotiate and arrange for any appropriate adjustments.

### **IV. Fees for Service and Taxes**

- A. South Georgia Pre-Paid will not be charged a fee for storage services provided by BellSouth to South Georgia Pre-Paid as described in this LIDB Facilities Based Storage Agreement.
- B. Sales, use and all other taxes (excluding taxes on BellSouth's income) determined by BellSouth or any taxing authority to be due to any federal, state or local taxing jurisdiction with respect to the provision of the service set forth herein will be paid by South Georgia Pre-Paid in accordance with the tax provisions set forth in the General Terms and Conditions of this Agreement.

UNBUNDLED NETWORK ELEMENTS - Alabama										Attachment: 2		Exhibit: B			
CATEGORY	RATE ELEMENTS	Interim	Zone	BCS	USOC	RATES (\$)	Svc Order Submitted Elec per LSR	Svc Order Submitted Manually per LSR	Incremental Charge - Manual Svc Order vs. Electronic-1st	Incremental Charge - Manual Svc Order vs. Electronic-Add'l	Incremental Charge - Manual Svc Order vs. Electronic-Disc 1st	Incremental Charge - Manual Svc Order vs. Electronic-Disc Add'l			
													Rec	Nonrecurring	
							First	Add'l	First	Add'l	SOMEK	SOMAN	SOMAN	SOMAN	SOMAN
The "Zone" shown in the sections for stand-alone loops or loops as part of a combination refers to Geographically Deaveraged UNE Zones. To view Geographically Deaveraged UNE Zone Designations by Central Office, refer to Internet Website: <a href="http://www.interconnection.bellsouth.com/become_a_clec/html/interconnection.htm">http://www.interconnection.bellsouth.com/become_a_clec/html/interconnection.htm</a>															
<b>OPERATIONAL SUPPORT SYSTEMS</b>															
NOTE: (1) Electronic Service Order: CLEC should contact its contract negotiator if it prefers the state specific electronic service ordering charges as ordered by the State Commissions. The electronic service ordering charge currently contained in this rate exhibit is the BellSouth regional electronic service ordering charge. CLEC may elect either the state specific Commission ordered rates for the electronic service ordering charges, or CLEC may elect the regional electronic service ordering charge.															
NOTE: (2) Any element that can be ordered electronically will be billed according to the SOMEK rate listed in this category. Please refer to BellSouth's Business Rules for Local Ordering (BBR-LO) to determine if a product can be ordered electronically. For those elements that cannot be ordered electronically at present per the BBR-LO, the listed SOMEK rate in this category reflects the charge that would be billed to a CLEC once electronic ordering capabilities come on-line for that element. Otherwise, the manual ordering charge, SOMAN, will be applied to a CLECs bill when it submits an LSR to BellSouth.															
	Electronic OSS Charge, per LSR, submitted via BST's OSS interactive interfaces (Regional)							3.50							
	Manual Service Order Charge, per LSR, Disconnect Only (AL)								1.97						
<b>UNE SERVICE DATE ADVANCEMENT CHARGE</b>															
NOTE: The Expedite charge will be maintained commensurate with BellSouth's FCC No.1 Tariff, Section 5 as applicable.															
	UNE Expedite Charge per Circuit or Line Assignable USOC, per Day			ALL UNE EXCEPT UNE-P	SDASP			200.00							
<b>UNBUNDLED EXCHANGE ACCESS LOOP</b>															
<b>2-WIRE ANALOG VOICE GRADE LOOP</b>															
	2-Wire Analog Voice Grade Loop - Service Level 1- Zone 1		1	UEANL	UEAL2	12.58	37.81	17.56	23.49	5.30		15.66			
	2-Wire Analog Voice Grade Loop - Service Level 1- Zone 2		2	UEANL	UEAL2	21.05	37.81	17.56	23.49	5.30		15.66			
	2-Wire Analog Voice Grade Loop - Service Level 1- Zone 3		3	UEANL	UEAL2	34.34	37.81	17.56	23.49	5.30		15.66			
	Unbundled Miscellaneous Rate Element, Tag Loop at End User Premise			UEANL	URETL			8.33	0.83			15.66			
	Loop Testing - Basic 1st Half Hour			UEANL	URET1			34.16				15.66			
	Loop Testing - Basic Additional Half Hour			UEANL	URETA			19.85				15.66			
	CLEC to CLEC Conversion Charge Without Outside Dispatch (UVL-SL1)			UEANL	UREWO			15.78	8.94			15.66			
	Unbundled Voice Loop, Non-Design Voice Loop, billing for BST providing make-up (Engineering Information - E.I.)			UEANL	UEANM			13.44				15.66			
	Manual Order Coordination for UVL-SL1s (per loop)			UEANL	UEAMC			8.15				15.66			
	Order Coordination for Specified Conversion Time for UVL-SL1 (per LSR)			UEANL	OCOSL			18.09				15.66			
<b>2-WIRE Unbundled COPPER LOOP</b>															
	2-Wire Unbundled Copper Loop - Non-Designed Zone 1	I	1	UEQ	UEQ2X	11.20	34.14	15.10	21.25	4.15		15.66			
	2 Wire Unbundled Copper Loop - Non-Designed - Zone 2	I	2	UEQ	UEQ2X	13.27	34.14	15.10	21.25	4.15		15.66			
	2 Wire Unbundled Copper Loop - Non-Designed - Zone 3	I	3	UEQ	UEQ2X	15.07	34.14	15.10	21.25	4.15		15.66			
	Unbundled Miscellaneous Rate Element, Tag Loop at End User Premise			UEQ	URETL			8.33	0.83			15.66			
	Order Coordination 2 Wire Unbundled Copper Loop - Non-Designed (per loop)			UEQ	USBMC			8.15				15.66			
	Unbundled Copper Loop, Non-Design Copper Loop, billing for BST providing make-up (Engineering Information - E.I.)			UEQ	UEQMU			13.44				15.66			
	Loop Testing - Basic 1st Half Hour			UEQ	URET1			34.16				15.66			
	Loop Testing - Basic Additional Half Hour			UEQ	URETA			19.85				15.66			
	CLEC to CLEC Conversion Charge Without Outside Dispatch (UCL-ND)			UEQ	UREWO			14.27	7.43			15.66			
<b>UNBUNDLED EXCHANGE ACCESS LOOP</b>															
<b>2-WIRE ANALOG VOICE GRADE LOOP</b>															
	2 Wire Analog Voice Grade Loop-Service Level 1-Line Splitting-Zone 1		1	UEPSR UEPSB	UEALS	12.58	37.81	17.56	23.49	5.30		15.66			
	2 Wire Analog Voice Grade Loop-Service Level 1-Line Splitting-Zone 1		1	UEPSR UEPSB	UEABS	12.58	37.81	17.56	23.49	5.30		15.66			
	2 Wire Analog Voice Grade Loop- Service Level 1-Line Splitting-Zone 2		2	UEPSR UEPSB	UEALS	21.05	37.81	17.56	23.49	5.30		15.66			
	2 Wire Analog Voice Grade Loop- Service Level 1-Line Splitting-Zone 2		2	UEPSR UEPSB	UEABS	21.05	37.81	17.56	23.49	5.30		15.66			
	2 Wire Analog Voice Grade Loop-Service Level 1-Line Splitting-Zone 3		3	UEPSR UEPSB	UEALS	34.34	37.81	17.56	23.49	5.30		15.66			
	2 Wire Analog Voice Grade Loop-Service Level 1-Line Splitting-Zone 3		3	UEPSR UEPSB	UEABS	34.34	37.81	17.56	23.49	5.30		15.66			



UNBUNDLED NETWORK ELEMENTS - Alabama							Attachment: 2		Exhibit: B						
CATEGORY	RATE ELEMENTS	Interim	Zone	BCS	USOC	RATES (\$)	Svc Order Submitted Elec per LSR	Svc Order Submitted Manually per LSR	Incremental Charge - Manual Svc Order vs. Electronic-1st	Incremental Charge - Manual Svc Order vs. Electronic-Add'l	Incremental Charge - Manual Svc Order vs. Electronic-Disc 1st	Incremental Charge - Manual Svc Order vs. Electronic-Disc Add'l			
													Rec	Nonrecurring	
										SOMEc	SOMAN	SOMAN	SOMAN	SOMAN	SOMAN
	2 Wire Unbundled HDSL Loop including manual service inquiry & facility reservation - Zone 3		3	UHL	UHL2X	11.44	110.00	68.00	47.24	7.44		15.66			
	Order Coordination for Specified Conversion Time (per LSR)			UHL	OCOSL		18.09								
	2 Wire Unbundled HDSL Loop without manual service inquiry and facility reservation - Zone 1		1	UHL	UHL2W	8.74	90.00	57.00	47.24	7.44		15.66			
	2 Wire Unbundled HDSL Loop without manual service inquiry and facility reservation - Zone 2		2	UHL	UHL2W	10.17	90.00	57.00	47.24	7.44		15.66			
	2 Wire Unbundled HDSL Loop without manual service inquiry and facility reservation - Zone 3		3	UHL	UHL2W	11.44	90.00	57.00	47.24	7.44		15.66			
	Order Coordination for Specified Conversion Time (per LSR)			UHL	OCOSL		18.09								
	CLEC to CLEC Conversion Charge without outside dispatch			UHL	UREWO		86.14	40.40				15.66			
	<b>4-WIRE HIGH BIT RATE DIGITAL SUBSCRIBER LINE (HDSL) COMPATIBLE LOOP</b>														
	4 Wire Unbundled HDSL Loop including manual service inquiry and facility reservation - Zone 1		1	UHL	UHL4X	13.95	148.36	68.00	51.70	9.73		15.66			
	4-Wire Unbundled HDSL Loop including manual service inquiry and facility reservation - Zone 2		2	UHL	UHL4X	15.56	148.36	68.00	51.70	9.73		15.66			
	4-Wire Unbundled HDSL Loop including manual service inquiry and facility reservation - Zone 3		3	UHL	UHL4X	15.25	148.36	68.00	51.70	9.73		15.66			
	Order Coordination for Specified Conversion Time (per LSR)			UHL	OCOSL		18.09								
	4-Wire Unbundled HDSL Loop without manual service inquiry and facility reservation - Zone 1		1	UHL	UHL4W	13.95	94.00	57.00	51.70	9.73		15.66			
	4-Wire Unbundled HDSL Loop without manual service inquiry and facility reservation - Zone 2		2	UHL	UHL4W	15.56	94.00	57.00	51.70	9.73		15.66			
	4-Wire Unbundled HDSL Loop without manual service inquiry and facility reservation - Zone 3		3	UHL	UHL4W	15.25	94.00	57.00	51.70	9.73		15.66			
	Order Coordination for Specified Conversion Time (per LSR)			UHL	OCOSL		18.09								
	CLEC to CLEC Conversion Charge without outside dispatch			UHL	UREWO		86.14	40.40				15.66			
	<b>4-WIRE DS1 DIGITAL LOOP</b>														
	4-Wire DS1 Digital Loop - Zone 1		1	USL	USLXX	82.55	252.47	157.54	44.70	11.71		15.66			
	4-Wire DS1 Digital Loop - Zone 2		2	USL	USLXX	154.18	252.47	157.54	44.70	11.71		15.66			
	4-Wire DS1 Digital Loop - Zone 3		3	USL	USLXX	314.52	252.47	157.54	44.70	11.71		15.66			
	Order Coordination for Specified Conversion Time (per LSR)			USL	OCOSL		18.09								
	CLEC to CLEC Conversion Charge without outside dispatch			USL	UREWO		101.09	43.05				15.66			
	<b>4-WIRE 19.2, 56 OR 64 KBPS DIGITAL GRADE LOOP</b>														
	4 Wire Unbundled Digital 19.2 Kbps		1	UDL	UDL19	26.09	126.27	88.80	59.14	14.50		15.66			
	4 Wire Unbundled Digital 19.2 Kbps		2	UDL	UDL19	35.95	126.27	88.80	59.14	14.50		15.66			
	4 Wire Unbundled Digital 19.2 Kbps		3	UDL	UDL19	37.88	126.27	88.80	59.14	14.50		15.66			
	4 Wire Unbundled Digital Loop 56 Kbps - Zone 1		1	UDL	UDL56	26.09	126.27	88.80	59.14	14.50		15.66			
	4 Wire Unbundled Digital Loop 56 Kbps - Zone 2		2	UDL	UDL56	35.95	126.27	88.80	59.14	14.50		15.66			
	4 Wire Unbundled Digital Loop 56 Kbps - Zone 3		3	UDL	UDL56	37.88	126.27	88.80	59.14	14.50		15.66			
	Order Coordination for Specified Conversion Time (per LSR)			UDL	OCOSL		18.09								
	4 Wire Unbundled Digital Loop 64 Kbps - Zone 1		1	UDL	UDL64	26.09	126.27	88.80	59.14	14.50		15.66			
	4 Wire Unbundled Digital Loop 64 Kbps - Zone 2		2	UDL	UDL64	35.95	126.27	88.80	59.14	14.50		15.66			
	4 Wire Unbundled Digital Loop 64 Kbps - Zone 3		3	UDL	UDL64	37.88	126.27	88.80	59.14	14.50		15.66			
	Order Coordination for Specified Conversion Time (per LSR)			UDL	OCOSL		18.09								
	CLEC to CLEC Conversion Charge without outside dispatch			UDL	UREWO		102.13	49.75				15.66			
	<b>2-WIRE Unbundled COPPER LOOP</b>														
	2-Wire Unbundled Copper Loop/Short including manual service inquiry & facility reservation - Zone 1		1	UCL	UCLPB	11.01	112.46	65.30	47.24	7.44		15.66			
	2-Wire Unbundled Copper Loop/Short including manual service inquiry & facility reservation - Zone 2		2	UCL	UCLPB	12.73	112.46	65.30	47.24	7.44		15.66			
	2 Wire Unbundled Copper Loop/Short including manual service inquiry & facility reservation - Zone 3		3	UCL	UCLPB	14.30	112.46	65.30	47.24	7.44		15.66			
	Order Coordination for Unbundled Copper Loops (per loop)			UCL	UCLMC		8.15	8.15							
	2-Wire Unbundled Copper Loop/Short without manual service inquiry and facility reservation - Zone 1	I	1	UCL	UCLPW	11.01	91.46	54.30	47.24	7.44		15.66			
	2-Wire Unbundled Copper Loop/Short without manual service inquiry and facility reservation - Zone 2	I	2	UCL	UCLPW	12.73	91.46	54.30	47.24	7.44		15.66			



**UNBUNDLED NETWORK ELEMENTS - Alabama**

UNBUNDLED NETWORK ELEMENTS - Alabama										Attachment: 2		Exhibit: B				
CATEGORY	RATE ELEMENTS	Interim	Zone	BCS	USOC	RATES (\$)	Svc Order Submitted Elec per LSR	Svc Order Submitted Manually per LSR	Incremental Charge - Manual Svc Order vs. Electronic-1st	Incremental Charge - Manual Svc Order vs. Electronic-Add'l	Incremental Charge - Manual Svc Order vs. Electronic-Disc 1st	Incremental Charge - Manual Svc Order vs. Electronic-Disc Add'l				
							Rec	Nonrecurring		Nonrecurring Disconnect		OSS Rates (\$)				
							First	Add'l	First	Add'l	SOMEc	SOMAN	SOMAN	SOMAN	SOMAN	SOMAN
	2-Wire Unbundled Copper Loop/Short without manual service inquiry and facility reservation - Zone 3	I	3	UCL	UCLPW	14.30	91.46	54.30	47.24	7.44		15.66				
	Order Coordination for Unbundled Copper Loops (per loop)			UCL	UCLMC		8.15	8.15								
	2-Wire Unbundled Copper Loop/Long - includes manual svc. inquiry and facility reservation - Zone 1		1	UCL	UCL2L	31.42	112.46	65.30	47.24	7.44		15.66				
	2-Wire Unbundled Copper Loop/Long - includes manual svc. inquiry and facility reservation - Zone 2		2	UCL	UCL2L	55.01	112.46	65.30	47.24	7.44		15.66				
	2-Wire Unbundled Copper Loop/Long - includes manual svc. inquiry and facility reservation - Zone 3		3	UCL	UCL2L	80.00	112.46	65.30	47.24	7.44		15.66				
	Order Coordination for Unbundled Copper Loops (per loop)			UCL	UCLMC		8.15	8.15								
	2-Wire Unbundled Copper Loop/Long - without manual service inquiry and facility reservation - Zone 1	I	1	UCL	UCL2W	31.42	91.46	54.30	47.24	7.44		15.66				
	2-Wire Unbundled Copper Loop/Long - without manual service inquiry and facility reservation - Zone 2	I	2	UCL	UCL2W	55.01	91.46	54.30	47.24	7.44		15.66				
	2-Wire Unbundled Copper Loop/Long - without manual service inquiry and facility reservation - Zone 3	I	3	UCL	UCL2W	80.00	91.46	54.30	47.24	7.44		15.66				
	Order Coordination for Unbundled Copper Loops (per loop)			UCL	UCLMC		8.15	8.15								
	CLEC to CLEC Conversion Charge without outside dispatch (UCL-Des)			UCL	UREWO		97.23	42.48				15.66				
	<b>4-WIRE COPPER LOOP</b>															
	4-Wire Copper Loop/Short - including manual service inquiry and facility reservation - Zone 1		1	UCL	UCL4S	17.36	135.21	88.05	51.70	9.73		15.66				
	4-Wire Copper Loop/Short - including manual service inquiry and facility reservation - Zone 2		2	UCL	UCL4S	20.76	135.21	88.05	51.70	9.73		15.66				
	4-Wire Copper Loop/Short - including manual service inquiry and facility reservation - Zone 3		3	UCL	UCL4S	28.21	135.21	88.05	51.70	9.73		15.66				
	Order Coordination for Unbundled Copper Loops (per loop)			UCL	UCLMC		8.15	8.15								
	4-Wire Copper Loop/Short - without manual service inquiry and facility reservation - Zone 1	I	1	UCL	UCL4W	17.36	114.21	67.05	51.70	9.73		15.66				
	4-Wire Copper Loop/Short - without manual service inquiry and facility reservation - Zone 2	I	2	UCL	UCL4W	20.76	114.21	67.05	51.70	9.73		15.66				
	4-Wire Copper Loop/Short - without manual service inquiry and facility reservation - Zone 3	I	3	UCL	UCL4W	28.21	114.21	67.05	51.70	9.73		15.66				
	Order Coordination for Unbundled Copper Loops (per loop)			UCL	UCLMC		8.15	8.15								
	4-Wire Unbundled Copper Loop/Long - includes manual svc. inquiry and facility reservation - Zone 1		1	UCL	UCL4L	49.35	135.21	88.05	51.70	9.73		15.66				
	4-Wire Unbundled Copper Loop/Long - includes manual svc. inquiry and facility reservation - Zone 2		2	UCL	UCL4L	92.45	135.21	88.05	51.70	9.73		15.66				
	4-Wire Unbundled Copper Loop/Long - includes manual svc. inquiry and facility reservation - Zone 3		3	UCL	UCL4L	127.39	135.21	88.05	51.70	9.73		15.66				
	Order Coordination for Unbundled Copper Loops (per loop)			UCL	UCLMC		8.15	8.15								
	4-Wire Unbundled Copper Loop/Long - without manual svc. inquiry and facility reservation - Zone 1	I	1	UCL	UCL4O	49.35	114.21	67.05	51.70	9.73		15.66				
	4-Wire Unbundled Copper Loop/Long - without manual svc. inquiry and facility reservation - Zone 2	I	2	UCL	UCL4O	92.45	114.21	67.05	51.70	9.73		15.66				
	4-Wire Unbundled Copper Loop/Long - without manual svc. inquiry and facility reservation - Zone 3	I	3	UCL	UCL4O	127.39	114.21	67.05	51.70	9.73		15.66				
	Order Coordination for Unbundled Copper Loops (per loop)			UCL	UCLMC		8.15	8.15								
	CLEC to CLEC conversion Charge without outside dispatch			UCL	UREWO		97.23	42.48				15.66				
	<b>LOOP MODIFICATION</b>															
	Unbundled Loop Modification, Removal of Load Coils - 2 Wire pair less than or equal to 18k ft	I		UAL, UHL, UCL, UEQ, ULS, UEA, UEANL, UEPSR, UEPSB	ULM2L		0.00	0.00				15.66				
	Unbundled Loop Modification, Removal of Load Coils - 2 wire greater than 18k ft	I		UCL, ULS, UEQ	ULM2G		170.51	170.51				15.66				
	Unbundled Loop Modification Removal of Load Coils - 4 Wire less than or equal to 18K ft	I		UHL, UCL	ULM4L		0.00	0.00				15.66				

UNBUNDLED NETWORK ELEMENTS - Alabama										Attachment: 2		Exhibit: B				
CATEGORY	RATE ELEMENTS	Interim	Zone	BCS	USOC	RATES (\$)	Svc Order Submitted Elec per LSR	Svc Order Submitted Manually per LSR	Incremental Charge - Manual Svc Order vs. Electronic-1st	Incremental Charge - Manual Svc Order vs. Electronic-Add'l	Incremental Charge - Manual Svc Order vs. Electronic-Disc 1st	Incremental Charge - Manual Svc Order vs. Electronic-Disc Add'l				
													Rec	Nonrecurring		Nonrecurring Disconnect
										SOMEc	SOMAN	SOMAN	SOMAN	SOMAN	SOMAN	
	Unbundled Loop Modification Removal of Load Coils - 4 Wire pair greater than 18k ft	I		UCL	ULM4G		170.51	170.51				15.66				
	Unbundled Loop Modification Removal of Bridged Tap Removal, per unbundled loop	I		UAL, UHL, UCL, UEQ, ULS, UEA, UEANL, UEPSR, UEPSB	ULMBT		32.41	32.41				15.66				
<b>SUB-LOOPS</b>																
<b>Sub-Loop Distribution</b>																
	Sub-Loop - Per Cross Box Location - CLEC Feeder Facility Set-Up	I		UEANL	USBSA		244.42					15.66				
	Sub-Loop - Per Cross Box Location - Per 25 Pair Panel Set-Up	I		UEANL	USBSB		22.64					15.66				
	Sub-Loop - Per Building Equipment Room - CLEC Feeder Facility Set-Up	I		UEANL	USBSC		177.45					15.66				
	Sub-Loop - Per Building Equipment Room - Per 25 Pair Panel Set-Up	I		UEANL	USBSD		55.15					15.66				
	Sub-Loop Distribution Per 2-Wire Analog Voice Grade Loop - Zone 1		1	UEANL	USBN2	11.21	65.80	30.96	45.25	6.70		15.66				
	Sub-Loop Distribution Per 2-Wire Analog Voice Grade Loop - Zone 2		2	UEANL	USBN2	11.94	65.80	30.96	45.25	6.70		15.66				
	Sub-Loop Distribution Per 2-Wire Analog Voice Grade Loop - Zone 3		3	UEANL	USBN2	16.86	65.80	30.96	45.25	6.70		15.66				
	Order Coordination for Unbundled Sub-Loops, per sub-loop pair			UEANL	USBMC		8.15	8.15								
	Sub-Loop Distribution Per 4-Wire Analog Voice Grade Loop - Zone 1		1	UEANL	USBN4	8.46	79.03	44.19	49.71	9.07		15.66				
	Sub-Loop Distribution Per 4-Wire Analog Voice Grade Loop - Zone 2		2	UEANL	USBN4	16.67	79.03	44.19	49.71	9.07		15.66				
	Sub-Loop Distribution Per 4-Wire Analog Voice Grade Loop - Zone 3		3	UEANL	USBN4	32.57	79.03	44.19	49.71	9.07		15.66				
	Order Coordination for Unbundled Sub-Loops, per sub-loop pair			UEANL	USBMC		8.15	8.15								
	Sub-Loop 2-Wire Intra-Building Network Cable (INC)	I		UEANL	USBR2	2.27	53.01	18.17	45.25	6.70		15.66				
	Order Coordination for Unbundled Sub-Loops, per sub-loop pair			UEANL	USBMC		8.15	8.15								
	Sub-Loop 4-Wire Intra-Building Network Cable (INC)	I		UEANL	USBR4	5.16	59.25	24.41	49.71	9.07		15.66				
	Order Coordination for Unbundled Sub-Loops, per sub-loop pair			UEANL	USBMC		8.15	8.15								
	2 Wire Copper Unbundled Sub-Loop Distribution - Zone 1		1	UEF	UCS2X	6.22	65.80	30.96	45.25	6.70		15.66				
	2 Wire Copper Unbundled Sub-Loop Distribution - Zone 2		2	UEF	UCS2X	8.76	65.80	30.96	45.25	6.70		15.66				
	2 Wire Copper Unbundled Sub-Loop Distribution - Zone 3		3	UEF	UCS2X	11.27	65.80	30.96	45.25	6.70		15.66				
	Order Coordination for Unbundled Sub-Loops, per sub-loop pair			UEF	USBMC		8.15	8.15								
	4 Wire Copper Unbundled Sub-Loop Distribution - Zone 1		1	UEF	UCS4X	6.11	79.03	44.19	49.71	9.07		15.66				
	4 Wire Copper Unbundled Sub-Loop Distribution - Zone 2		2	UEF	UCS4X	12.61	79.03	44.19	49.71	9.07		15.66				
	4 Wire Copper Unbundled Sub-Loop Distribution - Zone 3		3	UEF	UCS4X	15.36	79.03	44.19	49.71	9.07		15.66				
	Order Coordination for Unbundled Sub-Loops, per sub-loop pair			UEF	USBMC		8.15	8.15								
<b>Unbundled Sub-Loop Modification</b>																
	Unbundled Sub-Loop Modification - 2-W Copper Dist Load Coil/Equip Removal per 2-W PR			UEF	ULM2X		175.78	5.10				15.66				
	Unbundled Sub-loop Modification - 4-W Copper Dist Load Coil/Equip Removal per 4-W PR			UEF	ULM4X		175.78	5.10				15.66				
	Unbundled Sub-loop Modification - 2-w/4-w Copper Dist Bridged Tap Removal, per PR unloaded			UEF	ULM4T		278.20	6.11				15.66				
<b>Unbundled Network Terminating Wire (UNTW)</b>																
	Unbundled Network Terminating Wire (UNTW) per Pair			UENTW	UENPP	0.40	30.01					15.66				
<b>Network Interface Device (NID)</b>																
	Network Interface Device (NID) - 1-2 lines			UENTW	UND12		43.23	28.38				15.66				

UNBUNDLED NETWORK ELEMENTS - Alabama										Attachment: 2		Exhibit: B	
CATEGORY	RATE ELEMENTS	Interim	Zone	BCS	USOC	RATES (\$)	Svc Order Submitted Elec per LSR	Svc Order Submitted Manually per LSR	Incremental Charge - Manual Svc Order vs. Electronic-1st	Incremental Charge - Manual Svc Order vs. Electronic-Add'l	Incremental Charge - Manual Svc Order vs. Electronic-Disc 1st	Incremental Charge - Manual Svc Order vs. Electronic-Disc Add'l	
													Rec
	Network Interface Device (NID) - 1-6 lines			UENTW	UND16								
	Network Interface Device Cross Connect - 2 W			UENTW	UNDC2								
	Network Interface Device Cross Connect - 4W			UENTW	UNDC4								
SUB-LOOPS													
	Sub-Loop Feeder												
	USL-Feeder, DS0 Set-up per Cross Box location - CLEC Distribution Facility set-up			UEA, UDN,UCL,UDL,UDC	USBFW		244.42					15.66	
	USL Feeder - DS0 Set-up per Cross Box location - per 25 pair set-up			UEA, UDN,UCL,UDL,UDC	USBFX		22.64	22.64				15.66	
	USL Feeder DS1 Set-up at DSX location, per DS1 termination			USL	USBFZ		519.95	11.32				15.66	
	Unbundled Sub-Loop Feeder Loop, 2 Wire Ground Start, Voice Grade - Zone 1		1	UEA	USBFA	8.03	93.00	56.48	54.51	13.67		15.66	
	Unbundled Sub-Loop Feeder Loop, 2 Wire Ground-Start, Voice Grade - Zone 2		2	UEA	USBFA	12.00	93.00	56.48	54.51	13.67		15.66	
	Unbundled Sub-Loop Feeder Loop, Per 2 Wire Ground-Start, Voice Grade - Zone 3		3	UEA	USBFA	20.39	93.00	56.48	54.51	13.67		15.66	
	Order Coordination for Specified Conversion Time, per LSR			UEA	OCOSL		18.09						
	Unbundled Sub-Loop Feeder Loop, 2 Wire Loop-Start, Voice Grade - Zone 1		1	UEA	USBFB	8.03	93.00	56.48	54.51	13.67		15.66	
	Unbundled Sub-Loop Feeder Loop, 2 Wire Loop-Start, Voice Grade - Zone 2		2	UEA	USBFB	12.00	93.00	56.48	54.51	13.67		15.66	
	Unbundled Sub-Loop Feeder Loop, 2 Wire Start Loop, Voice Grade - Zone 3		3	UEA	USBFB	20.39	93.00	56.48	54.51	13.67		15.66	
	Order Coordination for Specified Time Conversion, per LSR			UEA	OCOSL		18.09						
	Unbundled Sub-Loop Feeder Loop, 2 Wire Reverse Battery, Voice Grade - Zone 1		1	UEA	USBFC	8.03	93.00	56.48	54.51	13.67		15.66	
	Unbundled Sub-Loop Feeder Loop, 2 Wire Reverse Battery, Voice Grade - Zone 2		2	UEA	USBFC	12.00	93.00	56.48	54.51	13.67		15.66	
	Unbundled Sub-Loop Feeder Loop, 2 Wire Analog Reverse Battery, Voice Grade - Zone 3		3	UEA	USBFC	20.39	93.00	56.48	54.51	13.67		15.66	
	Order Coordination For Specified Conversion Time, per LSR			UEA	OCOSL		18.09						
	Unbundled Sub-Loop Feeder Loop, 4 Wire Ground-Start, Voice Grade - Zone 1		1	UEA	USBFD	19.21	107.56	70.09	62.05	17.40		15.66	
	Unbundled Sub-Loop Feeder Loop, 4 Wire Ground-Start, Voice Grade - Zone 2		2	UEA	USBFD	23.47	107.56	70.09	62.05	17.40		15.66	
	Unbundled Sub-Loop Feeder Loop, 4 Wire Ground Start, Voice Grade - Zone 3		3	UEA	USBFD	39.63	107.56	70.09	62.05	17.40		15.66	
	Order Coordination For Specified Conversion Time, Per LSR			UEA	OCOSL		18.09						
	Unbundled Sub-Loop Feeder Loop, 4 Wire Loop-Start, Voice Grade - Zone 1		1	UEA	USBFE	19.21	107.56	70.09	62.05	17.40		15.66	
	Unbundled Sub-Loop Feeder Loop, 4 Wire Loop-Start, Voice Grade - Zone 2		2	UEA	USBFE	23.47	107.56	70.09	62.05	17.40		15.66	
	Unbundled Sub-Loop Feeder Loop, 4 Wire Loop-Start, Voice Grade - Zone 3		3	UEA	USBFE	39.63	107.56	70.09	62.05	17.40		15.66	
	Order Coordination For Specified Conversion Time, Per LSR			UEA	OCOSL		18.09						
	Unbundled Sub-Loop Feeder Loop, 2 Wire ISDN BRI - Zone 1		1	UDN	USBFF	14.87	106.16	68.69	55.64	13.29		15.66	
	Unbundled Sub-Loop Feeder Loop, 2-Wire ISDN BRI - Zone 2		2	UDN	USBFF	21.69	106.16	68.69	55.64	13.29		15.66	
	Unbundled Sub-Loop Feeder Loop, 2-Wire ISDN BRI - Zone 3		3	UDN	USBFF	32.51	106.16	68.69	55.64	13.29		15.66	
	Order Coordination For Specified Conversion Time, Per LSR			UDN	OCOSL		18.09						
	Unbundled Sub-Loop Feeder, 2 Wire UDC (IDSL compatible)		1	UDC	USBFS	14.87	106.16	68.69	55.64	13.29		15.66	
	Unbundled Sub-Loop Feeder, 2 Wire UDC (IDSL compatible)		2	UDC	USBFS	21.69	106.16	68.69	55.64	13.29		15.66	
	Unbundled Sub-Loop Feeder, 2 Wire UDC (IDSL compatible)		3	UDC	USBFS	32.51	106.16	68.69	55.64	13.29		15.66	
	Unbundled Sub-Loop Feeder Loop, 4-Wire DS1 - Zone 1		1	USL	USBFG	55.09	101.85	64.38	62.05	17.40		15.66	
	Unbundled Sub-Loop Feeder Loop, 4-Wire DS1 - Zone 2		2	USL	USBFG	124.69	101.85	64.38	62.05	17.40		15.66	
	Unbundled Sub-Loop Feeder Loop, 4-Wire DS1 - Zone 3		3	USL	USBFG	294.62	101.85	64.38	62.05	17.40		15.66	
	Order Coordination For Specified Conversion Time, Per LSR			USL	OCOSL		18.09						
	Unbundled Sub-Loop Feeder, 2-Wire Copper Loop - Zone 1		1	UCL	USBFH	5.75	83.78	46.32	53.02	10.67		15.66	
	Unbundled Sub-Loop Feeder Loop, 2-Wire Copper Loop - Zone 2		2	UCL	USBFH	4.93	83.78	46.32	53.02	10.67		15.66	

**UNBUNDLED NETWORK ELEMENTS - Alabama**

							Attachment: 2		Exhibit: B							
CATEGORY	RATE ELEMENTS	Interim	Zone	BCS	USOC	RATES (\$)	Svc Order Submitted Elec per LSR	Svc Order Submitted Manually per LSR	Incremental Charge - Manual Svc Order vs. Electronic-1st	Incremental Charge - Manual Svc Order vs. Electronic-Add'l	Incremental Charge - Manual Svc Order vs. Electronic-Disc 1st	Incremental Charge - Manual Svc Order vs. Electronic-Disc Add'l				
							Rec	Nonrecurring		Nonrecurring Disconnect		OSS Rates (\$)				
							First	Add'l	First	Add'l	SOMEc	SOMAN	SOMAN	SOMAN	SOMAN	SOMAN
	Unbundled Sub-Loop Feeder Loop, 2-Wire Copper Loop - Zone 3		3	UCL	USBFH	3.96	83.78	46.32	53.02	10.67		15.66				
	Order Coordination For Specified Conversion Time, per LSR			UCL	OCOSL		18.09									
	Sub-Loop Feeder - Per 4-Wire Copper Loop - Zone 1		1	UCL	USBFJ	12.71	100.99	63.53	57.90	13.26		15.66				
	Sub-Loop Feeder - Per 4-Wire Copper Loop - Zone 2		2	UCL	USBFJ	9.69	100.99	63.53	57.90	13.26		15.66				
	Sub-Loop Feeder - Per 4-Wire Copper Loop - Zone 3		3	UCL	USBFJ	14.37	100.99	63.53	57.90	13.26		15.66				
	Order Coordination For Specified Conversion Time, per LSR			UCL	OCOSL		18.09									
	Sub-Loop Feeder - Per 4-Wire 19.2 Kbps Digital Grade Loop		1	UDL	USBFN	19.20	101.85	64.38	62.05	17.40		15.66				
	Sub-Loop Feeder - Per 4-Wire 19.2 Kbps Digital Grade Loop		2	UDL	USBFN	21.64	101.85	64.38	62.05	17.40		15.66				
	Sub-Loop Feeder - Per 4-Wire 19.2 Kbps Digital Grade Loop		3	UDL	USBFN	23.75	101.85	64.38	62.05	17.40		15.66				
	Sub-Loop Feeder - Per 4-Wire 56 Kbps Digital Grade Loop - Zone 1		1	UDL	USBFO	19.20	101.85	64.38	62.05	17.40		15.66				
	Sub-Loop Feeder - Per 4-Wire 56 Kbps Digital Grade Loop - Zone 2		2	UDL	USBFO	21.64	101.85	64.38	62.05	17.40		15.66				
	Sub-Loop Feeder - Per 4-Wire 56 Kbps Digital Grade Loop - Zone 3		3	UDL	USBFO	23.75	101.85	64.38	62.05	17.40		15.66				
	Order Coordination For Specified Time Conversion, per LSR			UDL	OCOSL		18.09									
	Sub-Loop Feeder - Per 4-Wire 64 Kbps Digital Grade Loop - Zone 1		1	UDL	USBFP	19.20	101.85	64.38	62.05	17.40		15.66				
	Sub-Loop Feeder - Per 4-Wire 64 Kbps Digital Grade Loop - Zone 2		2	UDL	USBFP	21.64	101.85	64.38	62.05	17.40		15.66				
	Sub-Loop Feeder - Per 4-Wire 64 Kbps Digital Grade Loop - Zone 3		3	UDL	USBFP	23.75	101.85	64.38	62.05	17.40		15.66				
	Order Coordination For Specified Conversion Time, per LSR			UDL	OCOSL		18.09									
<b>SUB-LOOPS</b>	<b>Sub-Loop Feeder</b>															
	Sub Loop Feeder - DS3 - Per Mile Per Month	I		UE3	1L5SL	13.55										
	Sub Loop Feeder - DS3 - Facility Termination Per Month	I		UE3	USBF1	332.40	3,400.58	407.00	160.47	90.97		15.66				
	Sub Loop Feeder - STS-1 - Per Mile Per Month	I		UDLSX	1L5SL	13.55										
	Sub Loop Feeder - STS-1 - Facility Termination Per Month	I		UDLSX	USBF7	357.36	3,400.58	407.00	160.47	90.97		15.66				
	Sub Loop Feeder - OC-3 - Per Mile Per Month	I		UDLO3	1L5SL	10.28										
	Sub Loop Feeder - OC-3 - Facility Termination Protection Per Month	I		UDLO3	USBF5	54.89										
	Sub Loop Feeder - OC-3 - Facility Termination Per Month	I		UDLO3	USBF2	538.69	3,400.58	407.00	160.47	90.97		15.66				
	Sub Loop Feeder - OC-12 - Per Mile Per Month	I		UDL12	1L5SL	12.66										
	Sub Loop Feeder - OC-12 - Facility Termination Protection Per Month	I		UDL12	USBF6	620.18										
	Sub Loop Feeder - OC-12 - Facility Termination Per Month	I		UDL12	USBF3	1,729.00	3,400.58	407.00	160.47	90.97		15.66				
	Sub Loop Feeder - OC-48 - Per Mile Per Month	I		UDL48	1L5SL	41.51										
	Sub Loop Feeder - OC-48 - Facility Termination Protection Per Month	I		UDL48	USBF9	310.30										
	Sub Loop Feeder - OC-48 - Facility Termination Per Month	I		UDL48	USBF4	1,495.00	3,586.58	407.00	160.47	90.97		15.66				
	Sub Loop Feeder - OC-12 Interface On OC-48	I		UDL48	USBF8	350.09	804.67	407.00	160.47	90.97		15.66				
<b>UNBUNDLED LOOP CONCENTRATION</b>																
	Unbundled Loop Concentration - System A (TR008)			ULC	UCT8A	364.17	325.41	325.41				15.66				
	Unbundled Loop Concentration - System B (TR008)			ULC	UCT8B	43.70	135.59	135.59				15.66				
	Unbundled Loop Concentration - System A (TR303)			ULC	UCT3A	395.12	325.41	325.41								
	Unbundled Loop Concentration - System B (TR303)			ULC	UCT3B	73.64	135.59	135.59				15.66				
	Unbundled Loop Concentration - DS1 Loop Interface Card			ULC	UCTCO	4.16	63.29	46.07	16.79	4.70		15.66				
	Unbundled Loop Concentration - ISDN Loop Interface (Brite Card)			UDN	ULCC1	6.60	10.54	10.48	5.39	5.36		15.66				
	Unbundled Loop Concentration - UDC Loop Interface (Brite Card)			UDC	ULCCU	6.60	10.54	10.48	5.39	5.36		15.66				
	Unbundled Loop Concentration - -2 Wire Voice-Loop Start or Ground Start Loop Interface (POTS Card)			UEA	ULCC2	1.65	10.54	10.48	5.39	5.36		15.66				
	Unbundled Loop Concentration - 2 Wire Voice - Reverse Battery Loop Interface (SPOTS Card)			UEA	ULCCR	9.81	10.54	10.48	5.39	5.36		15.66				
	Unbundled Loop Concentration - 4 Wire Voice Loop Interface (Specials Card)			UEA	ULCC4	5.85	10.54	10.48	5.39	5.36		15.66				

UNBUNDLED NETWORK ELEMENTS - Alabama														Attachment: 2		Exhibit: B		
CATEGORY	RATE ELEMENTS	Interim	Zone	BCS	USOC	RATES (\$)	Svc Order Submitted Elec per LSR	Svc Order Submitted Manually per LSR	Incremental Charge - Manual Svc Order vs. Electronic-1st	Incremental Charge - Manual Svc Order vs. Electronic-Add'l	Incremental Charge - Manual Svc Order vs. Electronic-Disc 1st	Incremental Charge - Manual Svc Order vs. Electronic-Disc Add'l	OSS Rates (\$)					
													Rec	Nonrecurring		Nonrecurring Disconnect		SOMEc
							First	Add'l	First	Add'l								
	Unbundled Loop Concentration - TEST CIRCUIT Card			ULC	UCTTC	28.60	10.54	10.48	5.39	5.36		15.66						
	Unbundled Loop Concentration - Digital 19.2 Kbps Data Loop Interface			UDL	ULCC7	8.67	10.54	10.48	5.39	5.36		15.66						
	Unbundled Loop Concentration - Digital 56 Kbps Data Loop Interface			UDL	ULCC5	8.67	10.54	10.48	5.39	5.36		15.66						
	Unbundled Loop Concentration - Digital 64 Kbps Data Loop Interface			UDL	ULCC6	8.67	10.54	10.48	5.39	5.36		15.66						
<b>UNE OTHER, PROVISIONING ONLY - NO RATE</b>																		
	NID - Dispatch and Service Order for NID installation			UENTW	UNDBX	0.00	0.00											
	UNTW Circuit Id Establishment, Provisioning Only - No Rate			UENTW	UENCE	0.00	0.00											
	Unbundled Contract Name, Provisioning Only - No Rate			UEANL,UEF,UEQ,UENTW	UNECN	0.00	0.00											
<b>UNE OTHER, PROVISIONING ONLY - NO RATE</b>																		
	Unbundled Contact Name, Provisioning Only - no rate			UAL,UCL,UDC,UDL,UDN,UEA,UHL,ULC	UNECN	0.00	0.00											
	Unbundled Sub-Loop Feeder-2 Wire Cross Box Jumper - no rate			UEA,UDN,UCL,UDC	USBFQ	0.00	0.00											
	Unbundled Sub-Loop Feeder-4 Wire Cross Box Jumper - no rate			UEA,USL,UCL,UDL	USBFR	0.00	0.00											
	Unbundled DS1 Loop - Superframe Format Option - no rate			USL	CCOSF	0.00	0.00											
	Unbundled DS1 Loop - Expanded Superframe Format option - no rate			USL	CCOEF	0.00	0.00											
<b>HIGH CAPACITY UNBUNDLED LOCAL LOOP</b>																		
<b>NOTE: minimum billing period of three months for DS3 and above Local Loop</b>																		
	High Capacity Unbundled Local Loop - DS3 - Per Mile per month			UE3	1L5ND	8.38												
	High Capacity Unbundled Local Loop - DS3 - Facility Termination per month			UE3	UE3PX	308.98	451.52	263.94	119.49	83.58		15.66						
	High Capacity Unbundled Local Loop - STS-1 - Per Mile per month			UDLSX	1L5ND	8.38												
	High Capacity Unbundled Local Loop - STS-1 - Facility Termination per month			UDLSX	UDLS1	319.83	451.52	263.94	119.49	83.58		15.66						
<b>LOOP MAKE-UP</b>																		
	Loop Makeup - Preordering Without Reservation, per working or spare facility queried (Manual).			UMK	UMKLW		20.00	20.00										
	Loop Makeup - Preordering With Reservation, per spare facility queried (Manual).			UMK	UMKLP		21.00	21.00										
	Loop Makeup--With or Without Reservation, per working or spare facility queried (Mechanized)			UMK	PSUMK		0.59	0.59										
<b>HIGH FREQUENCY SPECTRUM</b>																		
<b>LINE SHARING</b>																		
<b>SPLITTERS-CENTRAL OFFICE BASED</b>																		
	Line Sharing Splitter, per System 96 Line Capacity			ULS	ULSDA	155.97	188.79	0.00	177.98	0.00		15.66						
	Line Sharing Splitter, per System 24 Line Capacity			ULS	ULSDB	38.99	188.79	0.00	177.98	0.00		15.66						
	Line Sharing Splitter, Per System, 8 Line Capacity		I	ULS	ULSD8	12.73	377.58	0.00	355.96	0.00		15.66						
	Line Sharing-DLEC Owned Splitter in CO-CFA activation-deactivation (per LSOD)			ULS	ULSDG		86.47	0.00	49.84	0.00		15.66						
<b>END USER ORDERING-CENTRAL OFFICE BASED-HIGH FREQUENCY SPECTRUM AKA LINE SHARING</b>																		
	Line Sharing - per Line Activation (BST Owned splitter)			ULS	ULSDC	0.61	18.51	10.60	10.01	4.92		15.66						
	Line Sharing - per Subsequent Activity per Line Rearrangement(BST Owned Splitter)			ULS	ULSDS		16.39	8.19				15.66						
	Line Sharing - per Subsequent Activity per Line Rearrangement(DLEC Owned Splitter)			ULS	ULSCS		16.39	8.19				15.66						
	Line Sharing - per Line Activation (DLEC owned Splitter)		I	ULS	ULSCC	0.61	47.44	19.31	20.02	9.83		15.66						
<b>LINE SPLITTING</b>																		
<b>END USER ORDERING-CENTRAL OFFICE BASED</b>																		
	Line Splitting - per line activation DLEC owned splitter		I	UEPSR UEPSB	UREOS	0.61												
	Line Splitting - per line activation BST owned - physical		I	UEPSR UEPSB	UREBP	0.61	37.01	21.19	20.02	9.83		15.66						

UNBUNDLED NETWORK ELEMENTS - Alabama										Attachment: 2		Exhibit: B			
CATEGORY	RATE ELEMENTS	Interim	Zone	BCS	USOC	RATES (\$)	Svc Order Submitted Elec per LSR	Svc Order Submitted Manually per LSR	Incremental Charge - Manual Svc Order vs. Electronic-1st	Incremental Charge - Manual Svc Order vs. Electronic-Add'l	Incremental Charge - Manual Svc Order vs. Electronic-Disc 1st	Incremental Charge - Manual Svc Order vs. Electronic-Disc Add'l			
													Rec	Nonrecurring	
							First	Add'l	First	Add'l	SOMEK	SOMAN	SOMAN	SOMAN	SOMAN
	Line Splitting - per line activation BST owned - virtual	I		UEPSR UEPSB	UREBV	0.61	37.01	21.19	20.02	9.83		15.66			
<b>REMOTE SITE HIGH FREQUENCY SPECTRUM</b>															
<b>SPLITTERS-REMOTE SITE</b>															
	Remote Site Line Share BellSouth Owned Splitter, 24 Port	I		ULS	ULSRB	40.01	114.83	0.00	85.03	0.00		15.66			
	Remote Site Line Share Cable Pair Activation CLEC Owned at RS and Deactivation	I		ULS	ULSTG		95.66	0.00	68.25	0.00		15.66			
<b>END USER ORDERING-REMOTE SITE HIGH FREQUENCY SPECTRUM AKA REMOTE SITE LINE SHARING</b>															
	Remote Site Line Share Line Activation for End User Served at RS, BST Splitter	I		ULS	ULSRC	0.61	37.01	21.19	20.02	9.83		15.66			
	RS Line Share Line Activation for End User served at RS, CLEC Splitter	I		ULS	ULSTC	0.61	37.01	21.19	20.02	9.83		15.66			
	Remote Site Line Share Subsequent Activity-RS BST Owned Splitter	I		ULS	ULSRS		49.16	17.83				15.66			
	Remote Site Line Share Subsequent Activity-RS CLEC Owned Splitter	I		ULS	ULSTS		49.16	17.83				15.66			
<b>UNBUNDLED DEDICATED TRANSPORT</b>															
<b>NOTE: INTEROFFICE CHANNEL DEDICATED TRANSPORT - minimum billing period = below DS3=one month, above DS3=four months</b>															
<b>INTEROFFICE CHANNEL - DEDICATED TRANSPORT</b>															
	Interoffice Channel - Dedicated Transport - 2-Wire Voice Grade - Per Mile per month			U1TVX	1L5XX	0.008838									
	Interoffice Channel - Dedicated Transport- 2- Wire Voice Grade - Facility Termination			U1TVX	U1TV2	21.13	40.54	27.41	16.74	6.90		15.66			
	Interoffice Channel - Dedicated Transport- 2- Wire Voice Grade Rev Bat. - Per Mile per month			U1TVX	1L5XX	0.008838									
	Interoffice Channel - Dedicated Transport- 2- Wire VG Rev Bat. Facility Termination			U1TVX	U1TR2	21.13	40.54	27.41	16.74	6.90		15.66			
	Interoffice Channel - Dedicated Transport - 4-Wire Voice Grade - Per Mile per month			U1TVX	1L5XX	0.008838									
	Interoffice Channel - Dedicated Transport - 4- Wire Voice Grade - Facility Termination			U1TVX	U1TV4	18.73	40.54	27.41	16.74	6.90		15.66			
	Interoffice Channel - Dedicated Transport - 56 kbps - per mile per month			U1TDX	1L5XX	0.008838									
	Interoffice Channel - Dedicated Transport - 56 kbps - Facility Termination			U1TDX	U1TD5	15.12	40.54	27.41	16.74	6.90		15.66			
	Interoffice Channel - Dedicated Transport - 64 kbps - per mile per month			U1TDX	1L5XX	0.008838									
	Interoffice Channel - Dedicated Transport - 64 kbps - Facility Termination			U1TDX	U1TD6	15.12	40.54	27.41	16.74	6.90		15.66			
	Interoffice Channel - Dedicated Channel - DS1 - Per Mile per month			U1TD1	1L5XX	0.18									
	Interoffice Channel - Dedicated Transport - DS1 - Facility Termination			U1TD1	U1TF1	60.16	89.27	81.81	16.35	14.44		15.66			
	Interoffice Channel - Dedicated Transport - DS3 - Per Mile per month			U1TD3	1L5XX	4.09									
	Interoffice Channel - Dedicated Transport - DS3 - Facility Termination per month			U1TD3	U1TF3	703.52	278.75	162.76	60.20	58.46		15.66			
	Interoffice Channel - Dedicated Transport - STS-1 - Per Mile per month			U1TS1	1L5XX	4.09									
	Interoffice Channel - Dedicated Transport - STS-1 - Facility Termination			U1TS1	U1TFS	701.37	278.75	162.76	60.20	58.46		15.66			
<b>LOCAL CHANNEL - DEDICATED TRANSPORT</b>															
<b>NOTE: LOCAL CHANNEL DEDICATED TRANSPORT - minimum billing period = below DS3=one month, above DS3=four months</b>															
	Local Channel - Dedicated - 2-Wire Voice Grade			ULDVX	ULDV2	13.97	193.10	33.17	36.64	3.20		15.66			
	Local Channel - Dedicated - 2-Wire Voice Grade Rev Bat			ULDVX	ULDR2	13.97	193.10	33.17	36.64	3.20		15.66			
	Local Channel - Dedicated - 4-Wire Voice Grade			ULDVX	ULDV4	14.93	193.53	33.60	27.11	3.67		15.66			
	Local Channel - Dedicated - DS1 - Zone 1	1		ULDD1	ULDF1	35.76	177.47	153.72	22.19	15.26		15.66			
	Local Channel - Dedicated - DS1 - Zone 2	2		ULDD1	ULDF1	49.98	177.47	153.72	22.19	15.26		15.66			
	Local Channel - Dedicated - DS1 - Zone 3	3		ULDD1	ULDF1	107.63	177.47	153.72	22.19	15.26		15.66			
	Local Channel - Dedicated - DS3 - Per Mile per month			ULDD3	1L5NC	6.92									

UNBUNDLED NETWORK ELEMENTS - Alabama										Attachment: 2		Exhibit: B			
CATEGORY	RATE ELEMENTS	Interim	Zone	BCS	USOC	RATES (\$)	Svc Order Submitted Elec per LSR	Svc Order Submitted Manually per LSR	Incremental Charge - Manual Svc Order vs. Electronic-1st	Incremental Charge - Manual Svc Order vs. Electronic-Add'l	Incremental Charge - Manual Svc Order vs. Electronic-Disc 1st	Incremental Charge - Manual Svc Order vs. Electronic-Disc Add'l			
													Rec	Nonrecurring	
							First	Add'l	First	Add'l	SOMEc	SOMAN	SOMAN	SOMAN	SOMAN
	Local Channel - Dedicated - DS3 - Facility Termination			ULDD3	ULDF3	416.54	451.52	263.94	119.49	83.58		15.66			
	Local Channel - Dedicated - STS-1- Per Mile per month			ULDS1	1L5NC	6.92									
	Local Channel - Dedicated - STS-1 - Facility Termination			ULDS1	ULDFS	408.49	451.52	263.94	119.49	83.58		15.66			
<b>DARK FIBER</b>															
	Dark Fiber, Four Fiber Strands, Per Route Mile or Fraction Thereof per month - Local Channel			UDF	1L5DC	60.32									
	NRC Dark Fiber - Local Channel			UDF	UDFC4		639.09	137.87	317.06	197.66		15.66			
	Dark Fiber, Four Fiber Strands, Per Route Mile or Fraction Thereof per month - Interoffice Channel			UDF	1L5DF	22.34									
	NRC Dark Fiber - Interoffice Channel			UDF	UDF14		639.09	137.87	317.06	197.66		15.66			
	Dark Fiber, Four Fiber Strands, Per Route Mile or Fraction Thereof per month - Local Loop			UDF	1L5DL	60.32									
	NRC Dark Fiber - Local Loop			UDF	UDFL4		639.09	137.87	317.06	197.66		15.66			
<b>8XX ACCESS TEN DIGIT SCREENING</b>															
	8XX Access Ten Digit Screening, Per Call			OHD		0.00056									
	8XX Access Ten Digit Screening, Reservation Charge Per 8XX Number Reserved			OHD	N8R1X		2.58	0.44				15.66			
	8XX Access Ten Digit Screening, Per 8XX No. Established W/O POTS Translations			OHD			5.94	0.81	4.57	0.54		15.66			
	8XX Access Ten Digit Screening, Per 8XX No. Established With POTS Translations			OHD	N8FTX		5.94	0.81	4.57	0.54		15.66			
	8XX Access Ten Digit Screening, Customized Area of Service Per 8XX Number			OHD	N8FCX		2.58	1.29				15.66			
	8XX Access Ten Digit Screening, Multiple InterLATA CXR Routing Per CXR Requested Per 8XX No.			OHD	N8FMX		3.02	1.73				15.66			
	8XX Access Ten Digit Screening, Change Charge Per Request			OHD	N8FAX		3.02	0.44				15.66			
	8XX Access Ten Digit Screening, Call Handling and Destination Features			OHD	N8FDX		2.58					15.66			
	8XX Access Ten Digit Screening, w/ 8FL No. Delivery			OHD		0.000565									
	8XX Access Ten Digit Screening, w/ POTS No. Delivery			OHD		0.000565									
<b>LINE INFORMATION DATA BASE ACCESS (LIDB)</b>															
	LIDB Common Transport Per Query			OQT		0.00002									
	LIDB Validation Per Query			OQU		0.012002									
	LIDB Originating Point Code Establishment or Change			OQT, OQU	NRPBX		34.32		42.08			15.66			
<b>SIGNALING (CCS7)</b>															
	CCS7 Signaling Connection, Per 56Kbps Facility					15.46	35.53	35.53	16.44	16.44		15.66			
	CCS7 Signaling Termination, Per STP Port			UDB	PT8SX	130.83									
	CCS7 Signaling Usage, Per Call Setup Message					0.0000142									
	CCS7 Signaling Usage, Per TCAP Message			UDB		0.0000569									
	CCS7 Signaling Connection, Per link (A link)			UDB	TPP++	15.46	35.53	35.53	16.44	16.44		15.66			
	CCS7 Signaling Connection, Per link (B link) (also known as D link)			UDB	TPP++	15.46	35.53	35.53	16.44	16.44		15.66			
	CCS7 Signaling Usage, Per ISUP Message			UDB		0.0000142									
	CCS7 Signaling Usage Surrogate, per link per LATA			UDB	STU56	650.33									
	CCS7 Signaling Point Code, per Originating Point Code Establishment or Change, per STP affected			UDB	CCAPO		29.01	29.01	35.57	35.57		15.66			
<b>E911 SERVICE</b>															
	Local Channel - Dedicated - 2-wr Voice Grade					13.97	193.10	33.17	36.64	3.20		15.66			
	Interoffice Transport - Dedicated - 2-wr Voice Grade Per Mile					0.008838									
	Interoffice Transport - Dedicated - 2-wr Voice Grade Per Facility Termination					21.13	40.54	27.41	16.74	6.90		15.66			
	Local Channel - Dedicated - DS1 - Zone 1					35.76	177.47	153.72	22.19	15.26		15.66			
	Local Channel - Dedicated - DS1 - Zone 2					49.98	177.47	153.72	22.19	15.26		15.66			
	Local Channel - Dedicated - DS1 - Zone 3					107.63	177.47	153.72	22.19	15.26		15.66			
	Interoffice Transport - Dedicated - DS1 Per Mile					0.18									
	Interoffice Transport - Dedicated - DS1 Per Facility Termination					60.16	89.27	81.81	16.35	14.44		15.66			
<b>CALLING NAME (CNAM) SERVICE</b>															
	CNAM For DB Owners - Service Establishment			OQV			22.95		21.11						

UNBUNDLED NETWORK ELEMENTS - Alabama										Attachment: 2		Exhibit: B				
CATEGORY	RATE ELEMENTS	Interim	Zone	BCS	USOC	RATES (\$)	Svc Order Submitted Elec per LSR	Svc Order Submitted Manually per LSR	Incremental Charge - Manual Svc Order vs. Electronic-1st	Incremental Charge - Manual Svc Order vs. Electronic-Add'l	Incremental Charge - Manual Svc Order vs. Electronic-Disc 1st	Incremental Charge - Manual Svc Order vs. Electronic-Disc Add'l				
													Rec	Nonrecurring		Nonrecurring Disconnect
							First	Add'l	First	Add'l	SOMEc	SOMAN	SOMAN	SOMAN	SOMAN	SOMAN
	CNAM For Non DB Owners - Service Establishment			OQV			22.95		21.11							
	CNAM For DB Owners - Service Provisioning With Point Code Establishment			OQV			990.88	732.84	268.93	197.74						
	CNAM For Non DB Owners - Service Provisioning With Point Code Establishment			OQV			342.33	245.14	275.25	197.74						
	CNAM for DB Owners, Per Query			OQV		0.000902										
	CNAM for Non DB Owners, Per Query			OQV		0.000902										
<b>LNP Query Service</b>																
	LNP Charge Per query					0.000757										
	LNP Service Establishment Manual						12.52		11.51			15.66				
	LNP Service Provisioning with Point Code Establishment						593.49	303.20	268.93	197.74		15.66				
<b>OPERATOR CALL PROCESSING</b>																
	Oper. Call Processing - Oper. Provided, Per Min. - Using BST LIDB					1.20										
	Oper. Call Processing - Oper. Provided, Per Min. - Using Foreign LIDB					1.24										
	Oper. Call Processing - Fully Automated, per Call - Using BST LIDB					0.20										
	Oper. Call Processing - Fully Automated, per Call - Using Foreign LIDB					0.20										
<b>INWARD OPERATOR SERVICES</b>																
	Inward Operator Services - Verification, Per Minute					1.15										
	Inward Operator Services - Verification and Emergency Interrupt - Per Minute					1.15										
<b>BRANDING - OPERATOR CALL PROCESSING</b>																
<b>Facility based CLEC</b>																
	Recording of Custom Branded OA Announcement				CBAOS		7,000.00	7,000.00				15.66				
	Loading of Custom Branded OA Announcement per shelf/NAV per OCN				CBAOL		500.00	500.00				15.66				
<b>UNEP CLEC</b>																
	Recording of Custom Branded OA Announcement						7,000.00	7,000.00				15.66				
	Loading of Custom Branded OA Announcement per shelf/NAV per OCN						500.00	500.00				15.66				
<b>Unbranding via OLSN for UNEP CLEC</b>																
	Loading of OA per OCN (Regional)						1,200.00	1,200.00				15.66				
<b>DIRECTORY ASSISTANCE SERVICES</b>																
<b>DIRECTORY ASSISTANCE ACCESS SERVICE</b>																
	Directory Assistance Access Service Calls, Charge Per Call					0.275										
<b>DIRECTORY ASSISTANCE CALL COMPLETION ACCESS SERVICE (DACC)</b>																
	Directory Assistance Call Completion Access Service (DACC), Per Call Attempt					0.10										
<b>NUMBER SERVICES INTERCEPT ACCESS SERVICE</b>																
<b>DIRECTORY ASSISTANCE SERVICES</b>																
<b>DIRECTORY ASSISTANCE DATA BASE SERVICE (DADS)</b>																
	Directory Assistance Data Base Service Charge Per Listing					0.04										
	Directory Assistance Data Base Service, per month				DBSOF	150.00										
<b>BRANDING - DIRECTORY ASSISTANCE</b>																
<b>Facility Based CLEC</b>																
	Recording and Provisioning of DA Custom Branded Announcement			AMT	CBADA		3,000.00	3,000.00				15.66				
	Loading of Custom Branded Announcement per Switch per OCN			AMT	CBADC		1,170.00	1,170.00				15.66				
<b>UNEP CLEC</b>																
	Recording of DA Custom Branded Announcement						3,000.00	3,000.00				15.66				
	Loading of DA Custom Branded Announcement per Switch per OCN						1,170.00	1,170.00				15.66				
<b>Unbranding via OLSN for UNEP CLEC</b>																
	Loading of DA per OCN (1 OCN per Order)						420.00	420.00				15.66				
	Loading of DA per Switch per OCN						16.00	16.00				15.66				



UNBUNDLED NETWORK ELEMENTS - Alabama										Attachment: 2		Exhibit: B	
CATEGORY	RATE ELEMENTS	Interim	Zone	BCS	USOC	RATES (\$)	Svc Order Submitted Elec per LSR	Svc Order Submitted Manually per LSR	Incremental Charge - Manual Svc Order vs. Electronic-1st	Incremental Charge - Manual Svc Order vs. Electronic-Add'l	Incremental Charge - Manual Svc Order vs. Electronic-Disc 1st	Incremental Charge - Manual Svc Order vs. Electronic-Disc Add'l	
													Rec
<b>SELECTIVE ROUTING</b>													
	Selective Routing Per Unique Line Class Code Per Request Per Switch				USRCR								
						84.70	84.70	14.11	14.11		15.66		
<b>VIRTUAL COLLOCATION</b>													
	Virtual Collocation-2 Wire Cross Connects (Loop) for Line Splitting			UEPSR, UEPSB	VE1LS	0.03	12.30	11.80	6.03	5.44	15.66		
<b>PHYSICAL COLLOCATION</b>													
	Physical Collocation-2 Wire Cross Connects (Loop) for Line Splitting			UEPSR, UEPSB	PE1LS	0.03	12.30	11.80	6.03	5.44	15.66		
<b>AIN SELECTIVE CARRIER ROUTING</b>													
	Regional Service Establishment			SRC	SRCEC		101,098.91		8,590.70		15.66		
	End Office Establishment			SRC	SRCEO		169.88	169.88	1.70	1.70	15.66		
	Query NRC, per query			SRC		0.002749							
<b>AIN - BELLSOUTH AIN SMS ACCESS SERVICE</b>													
	AIN SMS Access Service - Service Establishment, Per State, Initial Setup			A1N	CAMSE		39.44	39.44	40.69	40.69	15.66		
	AIN SMS Access Service - Port Connection - Dial/Shared Access			A1N	CAMDP		7.83	7.83	9.09	9.09	15.66		
	AIN SMS Access Service - Port Connection - ISDN Access			A1N	CAM1P		7.83	7.83	9.09	9.09	15.66		
	AIN SMS Access Service - User Identification Codes - Per User ID Code			A1N	CAMAU		35.00	35.00	27.06	27.06	15.66		
	AIN SMS Access Service - Security Card, Per User ID Code, Initial or Replacement			A1N	CAMRC		41.88	41.88	11.71	11.71	15.66		
	AIN SMS Access Service - Storage, Per Unit (100 Kilobytes)					0.002188							
	AIN SMS Access Service - Session, Per Minute					0.59							
	AIN SMS Access Service - Company Performed Session, Per Minute					0.73							
<b>AIN - BELLSOUTH AIN TOOLKIT SERVICE</b>													
	AIN Toolkit Service - Service Establishment Charge, Per State, Initial Setup			CAM	BAPSC		39.44	39.44	40.69	40.69	15.66		
	AIN Toolkit Service - Training Session, Per Customer				BAPVX		4,202.17	4,202.17			15.66		
	AIN Toolkit Service - Trigger Access Charge, Per Trigger, Per DN, Term. Attempt				BAPTT		7.83	7.83	9.09	9.09	15.66		
	AIN Toolkit Service - Trigger Access Charge, Per Trigger, Per DN, Off-Hook Delay				BAPTD		7.83	7.83	9.09	9.09	15.66		
	AIN Toolkit Service - Trigger Access Charge, Per Trigger, Per DN, Off-Hook Immediate				BAPTM		7.83	7.83	9.09	9.09	15.66		
	AIN Toolkit Service - Trigger Access Charge, Per Trigger, Per DN, 10-Digit PODP				BAPTO		34.47	34.47	14.36	14.36	15.66		
	AIN Toolkit Service - Trigger Access Charge, Per Trigger, Per DN, CDP				BAPTC		34.47	34.47	14.36	14.36	15.66		
	AIN Toolkit Service - Trigger Access Charge, Per Trigger, Per DN, Feature Code				BAPTF		34.47	34.47	14.36	14.36	15.66		
	AIN Toolkit Service - Query Charge, Per Query					0.05							
	AIN Toolkit Service - Type 1 Node Charge, Per AIN Toolkit Subscription, Per Node, Per Query					0.00582							
	AIN Toolkit Service - SCP Storage Charge, Per SMS Access Account, Per 100 Kilobytes					0.05							
	AIN Toolkit Service - Monthly report - Per AIN Toolkit Service Subscription			CAM	BAPMS	10.17	7.83	7.83	5.50	5.50	15.66		
	AIN Toolkit Service - Special Study - Per AIN Toolkit Service Subscription			CAM	BAPLS	2.87	8.66	8.66			15.66		
	AIN Toolkit Service - Call Event Report - Per AIN Toolkit Service Subscription			CAM	BAPDS	7.39	7.83	7.83	5.50	5.50	15.66		
	AIN Toolkit Service - Call Event Special Study - Per AIN Toolkit Service Subscription			CAM	BAPES	0.10	8.66	8.66			15.66		
<b>ENHANCED EXTENDED LINK (EELs)</b>													
NOTE: The monthly recurring and non-recurring charges below will apply and the Switch-As-Is Charge will not apply for EELs provisioned as ' Ordinarily Combined' Network Elements.													
NOTE: The monthly recurring and the Switch-As-Is Charge and not the non-recurring charges below will apply for EELs provisioned as ' Currently Combined' Network Elements.													

UNBUNDLED NETWORK ELEMENTS - Alabama										Attachment: 2		Exhibit: B	
CATEGORY	RATE ELEMENTS	Interim	Zone	BCS	USOC	RATES (\$)	Svc Order Submitted Elec per LSR	Svc Order Submitted Manually per LSR	Incremental Charge - Manual Svc Order vs. Electronic-1st	Incremental Charge - Manual Svc Order vs. Electronic-Add'l	Incremental Charge - Manual Svc Order vs. Electronic-Disc 1st	Incremental Charge - Manual Svc Order vs. Electronic-Disc Add'l	
													Rec
NOTE: Minimum billing is one month for DS1 and below and three months above DS1 services.													
2-WIRE VOICE GRADE EXTENDED LOOP WITH DEDICATED DS1 INTEROFFICE TRANSPORT (EEL)													
	First 2-Wire VG Loop(SL2) in a DS1 Interofficed Transport Combination - Zone 1		1	UNCVX	UEAL2	14.38	88.00	55.00	47.24	7.44		15.66	
	First 2-Wire VG Grade Loop(SL2) in a DS1 Interofficed Transport Combination - Zone 2		2	UNCVX	UEAL2	22.85	88.00	55.00	47.24	7.44		15.66	
	First 2-Wire VG Grade Loop(SL2) in a DS1 Interofficed Transport Combination - Zone 3		3	UNCVX	UEAL2	36.14	88.00	55.00	47.24	7.44		15.66	
	Interoffice Transport - Dedicated - DS1 combination - Per Mile per month			UNC1X	1L5XX	0.18							
	Interoffice Transport - Dedicated - DS1 combination - Facility Termination per month			UNC1X	U1TF1	60.16	89.27	81.81	16.35	14.44		15.66	
	DS1 Channelization System Per Month			UNC1X	MQ1	101.06	91.04	62.57	10.54	9.79		15.66	
	Voice Grade COCI - DS1 To DS0 Interface - Per Month			UNCVX	1D1VG	0.53	6.58	4.72				15.66	
	Each Additional 2-Wire VG Loop(SL 2) in the same DS1 Interoffice Transport Combination - Zone 1		1	UNCVX	UEAL2	14.38	88.00	55.00	47.24	7.44		15.66	
	Each Additional 2-Wire VG Loop(SL2) in the same DS1 Interoffice Transport Combination - Zone 2		2	UNCVX	UEAL2	22.85	88.00	55.00	47.24	7.44		15.66	
	Each Additional 2-Wire VG Loop(SL2) in the same DS1 Interoffice Transport Combination - Zone 3		3	UNCVX	UEAL2	36.14	88.00	55.00	47.24	7.44		15.66	
	Voice Grade COCI - DS1 to DS0 Channel System combination - per month			UNCVX	1D1VG	0.53	6.58	4.72				15.66	
	Nonrecurring Currently Combined Network Elements Switch -As-Is Charge			UNC1X	UNCCC		5.59	5.59	6.98	6.98		15.66	
4-WIRE VOICE GRADE EXTENDED LOOP WITH DEDICATED DS1 INTEROFFICE TRANSPORT (EEL)													
	First 4-Wire Analog Voice Grade Loop in a DS1 Interoffice Transport Combination - Zone 1		1	UNCVX	UEAL4	25.34	131.97	94.51	59.14	14.50		15.66	
	First 4-Wire Analog Voice Grade Loop in a DS1 Interoffice Transport Combination - Zone 2		2	UNCVX	UEAL4	38.58	131.97	94.51	59.14	14.50		15.66	
	First 4-Wire Analog Voice Grade Loop in a DS1 Interoffice Transport Combination - Zone 3		3	UNCVX	UEAL4	60.02	131.97	94.51	59.14	14.50		15.66	
	Interoffice Transport - Dedicated - DS1 combination - Per Mile Per Month			UNC1X	1L5XX	0.18						15.66	
	Interoffice Transport - Dedicated - DS1 - Facility Termination Per Month			UNC1X	U1TF1	60.16	89.27	81.81	16.35	14.44		15.66	
	Channelization - Channel System DS1 to DS0 combination Per Month			UNC1X	MQ1	101.06	91.04	62.57	10.54	9.79		15.66	
	Voice Grade COCI - DS1 to DS0 Channel System combination - per month			UNCVX	1D1VG	0.53	6.58	4.72				15.66	
	Additional 4-Wire Analog Voice Grade Loop in same DS1 Interoffice Transport Combination - Zone 1		1	UNCVX	UEAL4	25.34	131.97	94.51	59.14	14.50		15.66	
	Additional 4-Wire Analog Voice Grade Loop in same DS1 Interoffice Transport Combination - Zone 2		2	UNCVX	UEAL4	38.58	131.97	94.51	59.14	14.50		15.66	
	Additional 4-Wire Analog Voice Grade Loop in same DS1 Interoffice Transport Combination - Zone 3		3	UNCVX	UEAL4	60.02	131.97	94.51	59.14	14.50		15.66	
	Voice Grade COCI - DS1 to DS0 Channel System combination - per month			UNCVX	1D1VG	0.53	6.58	4.72				15.66	
	Nonrecurring Currently Combined Network Elements Switch -As-Is Charge			UNC1X	UNCCC		5.59	5.59	6.98	6.98		15.66	
4-WIRE 56 KBPS EXTENDED DIGITAL LOOP WITH DEDICATED DS1 INTEROFFICE TRANSPORT (EEL)													
	First 4-Wire 56Kbps Digital Grade Loop in a DS1 Interoffice Transport Combination - Zone 1		1	UNCDX	UDL56	26.09	126.27	88.80	59.14	14.50		15.66	
	First 4-wire 56Kbps Digital Grade Loop in a DS1 Interoffice Transport Combination - Zone 2		2	UNCDX	UDL56	35.95	126.27	88.80	59.14	14.50		15.66	
	First 4-Wire 56Kbps Digital Grade Loop in a DS1 Interoffice Transport Combination - Zone 3		3	UNCDX	UDL56	37.88	126.27	88.80	59.14	14.50		15.66	
	Interoffice Transport - Dedicated - DS1 combination - Per Mile Per Month			UNC1X	1L5XX	0.18							

UNBUNDLED NETWORK ELEMENTS - Alabama										Attachment: 2		Exhibit: B											
CATEGORY	RATE ELEMENTS	Interim	Zone	BCS	USOC	RATES (\$)	Svc Order Submitted Elec per LSR	Svc Order Submitted Manually per LSR	Incremental Charge - Manual Svc Order vs. Electronic-1st	Incremental Charge - Manual Svc Order vs. Electronic-Add'l	Incremental Charge - Manual Svc Order vs. Electronic-Disc 1st	Incremental Charge - Manual Svc Order vs. Electronic-Disc Add'l	OSS Rates (\$)										
													Rec	Nonrecurring		Nonrecurring Disconnect		SOMEc	SOMAN	SOMAN	SOMAN	SOMAN	SOMAN
													First	Add'l	First	Add'l							
	Interoffice Transport - Dedicated - DS1 - combination Facility Termination Per Month			UNC1X	U1TF1	60.16							89.27	81.81	16.35	14.44							
	Channelization - Channel System DS1 to DS0 combination Per Month			UNC1X	MQ1	101.06							91.04	62.57	10.54	9.79							
	OCU-DP COCI (data) - DS1 to DS0 Channel System - per month (2.4-64kbs)			UNC1X	1D1DD	1.12							6.58	4.72									
	Additional 4-Wire 56Kbps Digital Grade Loopin same DS1 Interoffice Transport Combination - Zone 1		1	UNC1X	UDL56	26.09							126.27	88.80	59.14	14.50							
	Additional 4-Wire 56Kbps Digital Grade Loopin same DS1 Interoffice Transport Combination - Zone 2		2	UNC1X	UDL56	35.95							126.27	88.80	59.14	14.50							
	Additional 4-Wire 56Kbps Digital Grade Loopin same DS1 Interoffice Transport Combination - Zone 3		3	UNC1X	UDL56	37.88							126.27	88.80	59.14	14.50							
	OCU-DP COCI (data) - DS1 to DS0 Channel System - combination per month (2.4-64kbs)			UNC1X	1D1DD	1.12							6.58	4.72									
	Nonrecurring Currently Combined Network Elements Switch -As-Is Charge			UNC1X	UNCCC								5.59	5.59	6.98	6.98							
	<b>4-WIRE 64 KBPS EXTENDED DIGITAL LOOP WITH DEDICATED DS1 INTEROFFICE TRANSPORT (EEL)</b>																						
	First 4-Wire 64Kbps Digital Grade Loop in a DS1 Interoffice Transport Combination - Zone 1		1	UNC1X	UDL64	26.09							126.27	88.80	59.14	14.50							
	First 4-Wire 64Kbps Digital Grade Loop in a DS1 Interoffice Transport Combination - Zone 2		2	UNC1X	UDL64	35.95							126.27	88.80	59.14	14.50							
	First 4-Wire 64Kbps Digital Grade Loop in a DS1 Interoffice Transport Combination - Zone 3		3	UNC1X	UDL64	37.88							126.27	88.80	59.14	14.50							
	Interoffice Transport - Dedicated - DS1 combination - Per Mile Per Month			UNC1X	1L5XX	0.18																	
	Interoffice Transport - Dedicated - DS1 combination - Facility Termination Per Month			UNC1X	U1TF1	60.16							89.27	81.81	16.35	14.44							
	Channelization - Channel System DS1 to DS0 combination Per Month			UNC1X	MQ1	101.06							91.04	62.57	10.54	9.79							
	OCU-DP COCI (data) - DS1 to DS0 Channel System combination - per month (2.4-64kbs)			UNC1X	1D1DD	1.12							6.58	4.72									
	Additional 4-Wire 64Kbps Digital Grade Loopin same DS1 Interoffice Transport Combination - Zone 1		1	UNC1X	UDL64	26.09							126.27	88.80	59.14	14.50							
	Additional 4-Wire 64Kbps Digital Grade Loopin same DS1 Interoffice Transport Combination - Zone 2		2	UNC1X	UDL64	35.95							126.27	88.80	59.14	14.50							
	Additional 4-Wire 64Kbps Digital Grade Loopin same DS1 Interoffice Transport Combination - Zone 3		3	UNC1X	UDL64	37.88							126.27	88.80	59.14	14.50							
	OCU-DP COCI (data) - DS1 to DS0 Channel System combination - per month (2.4-64kbs)			UNC1X	1D1DD	1.12							6.58	4.72									
	Nonrecurring Currently Combined Network Elements Switch -As-Is Charge			UNC1X	UNCCC								5.59	5.59	6.98	6.98							
	<b>4-WIRE DS1 DIGITAL EXTENDED LOOP WITH DEDICATED DS1 INTEROFFICE TRANSPORT (EEL)</b>																						
	4-Wire DS1 Digital Loop in Combination with DS1 Interoffice Transport - Zone 1		1	UNC1X	USLXX	82.55							252.47	157.54	44.70	11.71							
	4-Wire DS1 Digital Loop in Combination with DS1 Interoffice Transport - Zone 2		2	UNC1X	USLXX	154.18							252.47	157.54	44.70	11.71							
	4-Wire DS1 Digital Loop in Combination with DS1 Interoffice Transport - Zone 3		3	UNC1X	USLXX	314.52							252.47	157.54	44.70	11.71							
	Interoffice Transport - Dedicated - DS1 combination - Per Mile Per Month			UNC1X	1L5XX	0.18																	
	Interoffice Transport - Dedicated - DS1 combination - Facility Termination Per Month			UNC1X	U1TF1	60.16							89.27	81.81	16.35	14.44							
	Nonrecurring Currently Combined Network Elements Switch -As-Is Charge			UNC1X	UNCCC								5.59	5.59	6.98	6.98							
	<b>4-WIRE DS1 DIGITAL EXTENDED LOOP WITH DEDICATED DS3 INTEROFFICE TRANSPORT (EEL)</b>																						
	First DS1Loop in DS3 Interoffice Transport Combination - Zone 1		1	UNC1X	USLXX	82.55							252.47	157.54	44.70	11.71							
	First DS1Loop in DS3 Interoffice Transport Combination - Zone 2		2	UNC1X	USLXX	154.18							252.47	157.54	44.70	11.71							

UNBUNDLED NETWORK ELEMENTS - Alabama											Attachment: 2		Exhibit: B							
CATEGORY	RATE ELEMENTS	Interim	Zone	BCS	USOC	RATES (\$)	Svc Order Submitted Elec per LSR	Svc Order Submitted Manually per LSR	Incremental Charge - Manual Svc Order vs. Electronic-1st	Incremental Charge - Manual Svc Order vs. Electronic-Add'l	Incremental Charge - Manual Svc Order vs. Electronic-Disc 1st	Incremental Charge - Manual Svc Order vs. Electronic-Disc Add'l	OSS Rates (\$)							
													Rec	Nonrecurring		Nonrecurring Disconnect		SOMEc	SOMAN	SOMAN
	First DS1Loop in DS3 Interoffice Transport Combination - Zone 3		3	UNC1X	USLXX	314.52														
	Interoffice Transport - Dedicated - DS3 combination - Per Mile Per Month			UNC3X	1L5XX	4.09														
	Interoffice Transport - Dedicated - DS3 - Facility Termination per month			UNC3X	U1TF3	703.52														
	DS3 to DS1 Channel System combination per month			UNC3X	MQ3	166.10														
	DS3 Interface Unit (DS1 COCI) combination per month			UNC1X	UC1D1	12.70														
	Additional DS1Loop in DS3 Interoffice Transport Combination - Zone 1		1	UNC1X	USLXX	82.55														
	Additional DS1Loop in DS3 Interoffice Transport Combination - Zone 2		2	UNC1X	USLXX	154.18														
	Additional DS1Loop in DS3 Interoffice Transport Combination - Zone 3		3	UNC1X	USLXX	314.52														
	DS3 Interface Unit (DS1 COCI) combination per month			UNC1X	UC1D1	12.70														
	Nonrecurring Currently Combined Network Elements Switch -As-Is Charge			UNC3X	UNCCC															
<b>2-WIRE VOICE GRADE EXTENDED LOOP/ 2 WIRE VOICE GRADE INTEROFFICE TRANSPORT (EEL)</b>																				
	2-WireVG Loop used with 2-wire VG Interoffice Transport Combination - Zone 1		1	UNCVX	UEAL2	14.38														
	2-WireVG Loop used with 2-wire VG Interoffice Transport Combination - Zone 2		2	UNCVX	UEAL2	22.85														
	2-WireVG Loop used with 2-wire VG Interoffice Transport Combination - Zone 3		3	UNCVX	UEAL2	36.14														
	Interoffice Transport - Dedicated - 2-wire VG combination - Per Mile Per Month			UNCVX	1L5XX	0.008838														
	Interoffice Transport - Dedicated - 2-Wire Voice Grade combination - Facility Termination per month			UNCVX	U1TV2	21.13														
	Nonrecurring Currently Combined Network Elements Switch -As-Is Charge			UNCVX	UNCCC															
<b>4-WIRE VOICE GRADE EXTENDED LOOP/ 4 WIRE VOICE GRADE INTEROFFICE TRANSPORT (EEL)</b>																				
	4-WireVG Loop used with 4-wire VG Interoffice Transport Combination - Zone 1		1	UNCVX	UEAL4	25.34														
	4-WireVG Loop used with 4-wire VG Interoffice Transport Combination - Zone 2		2	UNCVX	UEAL4	38.58														
	4-WireVG Loop used with 4-wire VG Interoffice Transport Combination - Zone 3		3	UNCVX	UEAL4	60.02														
	Interoffice Transport - Dedicated - 4-wire VG combination - Per Mile Per Month			UNCVX	1L5XX	0.008838														
	Interoffice Transport - Dedicated - 4-Wire Voice Grade combination - Facility Termination per month			UNCVX	U1TV4	18.73														
	Nonrecurring Currently Combined Network Elements Switch -As-Is Charge			UNCVX	UNCCC															
<b>DS3 DIGITAL EXTENDED LOOP WITH DEDICATED DS3 INTEROFFICE TRANSPORT (EEL)</b>																				
	High Capacity Unbundled Local Loop - DS3 combination - Per Mile per month			UNC3X	1L5ND	8.38														
	High Capacity Unbundled Local Loop - DS3 combination - Facility Termination per month			UNC3X	UE3PX	308.98														
	Interoffice Transport - Dedicated - DS3 - Per Mile per month			UNC3X	1L5XX	4.09														
	Interoffice Transport - Dedicated - DS3 combination - Facility Termination per per month			UNC3X	U1TF3	703.52														
	Nonrecurring Currently Combined Network Elements Switch -As-Is Charge			UNC3X	UNCCC															
<b>STS1 DIGITAL EXTENDED LOOP WITH DEDICATED STS1 INTEROFFICE TRANSPORT (EEL)</b>																				
	High Capacity Unbundled Local Loop - STS1 combination - Per Mile per month			UNCSX	1L5ND	8.38														
	High Capacity Unbundled Local Loop - STS1 combination - Facility Termination per month			UNCSX	UDLS1	319.83														

UNBUNDLED NETWORK ELEMENTS - Alabama										Attachment: 2		Exhibit: B			
CATEGORY	RATE ELEMENTS	Interim	Zone	BCS	USOC	RATES (\$)	Svc Order Submitted Elec per LSR	Svc Order Submitted Manually per LSR	Incremental Charge - Manual Svc Order vs. Electronic-1st	Incremental Charge - Manual Svc Order vs. Electronic-Add'l	Incremental Charge - Manual Svc Order vs. Electronic-Disc 1st	Incremental Charge - Manual Svc Order vs. Electronic-Disc Add'l			
													Rec	Nonrecurring	
										SOMEc	SOMAN	SOMAN	SOMAN	SOMAN	SOMAN
	Interoffice Transport - Dedicated - STS1 combination - Per Mile per month			UNCSX	1L5XX	4.09									
	Interoffice Transport - Dedicated - STS1 combination - Facility Termination per month			UNCSX	U1TFS	701.37	278.75	162.76	60.20	58.46	15.66				
	Nonrecurring Currently Combined Network Elements Switch -As-Is Charge			UNCSX	UNCCC		5.59	5.59	6.98	6.98	15.66				
<b>2-WIRE ISDN EXTENDED LOOP WITH DS1 INTEROFFICE TRANSPORT (EEL)</b>															
	First 2-Wire ISDN Loop in a DS1 Interoffice Combination Transport - Zone 1		1	UNCNX	U1L2X	21.88	117.24	79.77	52.88	10.54	15.66				
	First 2-Wire ISDN Loop in a DS1 Interoffice Combination Transport - Zone 2		2	UNCNX	U1L2X	32.85	117.24	79.77	52.88	10.54	15.66				
	First 2-Wire ISDN Loop in a DS1 Interoffice Combination Transport - Zone 3		3	UNCNX	U1L2X	48.55	117.24	79.77	52.88	10.54	15.66				
	Interoffice Transport - Dedicated - DS1 combination - Per Mile			UNC1X	1L5XX	0.18									
	Interoffice Transport - Dedicated - DS1 combination - Facility Termination per month			UNC1X	U1TF1	60.16	89.27	81.81	16.35	14.44	15.66				
	Channelization - Channel System DS1 to DS0 combination - per month			UNC1X	MQ1	101.06	91.04	62.57	10.54	9.79	15.66				
	2-wire ISDN COCI (BRITE) - DS1 to DS0 Channel System combination - per month			UNCNX	UC1CA	2.41	6.58	4.72			15.66				
	Additional 2-wire ISDN Loop in same DS1 Interoffice Transport Combination - Zone 1		1	UNCNX	U1L2X	21.88	117.24	79.77	52.88	10.54	15.66				
	Additional 2-wire ISDN Loop in same DS1 Interoffice Transport Combination - Zone 2		2	UNCNX	U1L2X	32.85	117.24	79.77	52.88	10.54	15.66				
	Additional 2-wire ISDN Loop in same DS1 Interoffice Transport Combination - Zone 3		3	UNCNX	U1L2X	48.55	117.24	79.77	52.88	10.54	15.66				
	2-wire ISDN COCI (BRITE) - DS1 to DS0 Channel System combination - per month			UNCNX	UC1CA	2.41	6.58	4.72							
	Nonrecurring Currently Combined Network Elements Switch -As-Is Charge			UNC1X	UNCCC		5.59	5.59	6.98	6.98	15.66				
<b>4-WIRE DS1 DIGITAL EXTENDED LOOP WITH DEDICATED STS-1 INTEROFFICE TRANSPORT (EEL)</b>															
	First DS1 Loop in STS1 Interoffice Transport Combination - Zone 1		1	UNC1X	USLXX	82.55	252.47	157.54	44.70	11.71	15.66				
	First DS1 Loop in STS1 Interoffice Transport Combination - Zone 2		2	UNC1X	USLXX	154.18	252.47	157.54	44.70	11.71	15.66				
	First DS1 Loop in STS1 Interoffice Transport Combination - Zone 3		3	UNC1X	USLXX	314.52	252.47	157.54	44.70	11.71	15.66				
	Interoffice Transport - Dedicated - STS1 combination - Per Mile Per Month			UNCSX	1L5XX	4.09									
	Interoffice Transport - Dedicated - STS1 combination - Facility Termination			UNCSX	U1TFS	701.37	278.75	162.76	60.20	58.46	15.66				
	STS1 to DS1 Channel System combination per month			UNCSX	MQ3	166.13	178.14	93.97	33.26	31.83	15.66				
	DS3 Interface Unit (DS1 COCI) combination per month			UNC1X	UC1D1	12.70	6.58	4.72							
	Additional DS1 Loop in STS1 Interoffice Transport Combination - Zone 1		1	UNC1X	USLXX	82.55	252.47	157.54	44.70	11.71	15.66				
	Additional DS1 Loop in STS1 Interoffice Transport Combination - Zone 2		2	UNC1X	USLXX	154.18	252.47	157.54	44.70	11.71	15.66				
	Additional DS1 Loop in STS1 Interoffice Transport Combination - Zone 3		3	UNC1X	USLXX	314.52	252.47	157.54	44.70	11.71	15.66				
	DS3 Interface Unit (DS1 COCI) combination per month			UNC1X	UC1D1	12.70	6.58	4.72							
	Nonrecurring Currently Combined Network Elements Switch -As-Is Charge			UNCSX	UNCCC		5.59	5.59	6.98	6.98	15.66				
<b>4-WIRE 56 KBPS DIGITAL EXTENDED LOOP WITH 56 KBPS INTEROFFICE TRANSPORT (EEL)</b>															
	4-wire 56 kbps Loop/4-wire 56 kbps Interoffice Transport Combination - Zone 1		1	UNCDX	UDL56	26.09	126.27	88.80	59.14	14.50	15.66				
	4-wire 56 kbps Loop/4-wire 56 kbps Interoffice Transport Combination - Zone 2		2	UNCDX	UDL56	35.95	126.27	88.80	59.14	14.50	15.66				
	4-wire 56 kbps Loop/4-wire 56 kbps Interoffice Transport Combination - Zone 3		3	UNCDX	UDL56	37.88	126.27	88.80	59.14	14.50	15.66				

UNBUNDLED NETWORK ELEMENTS - Alabama							Attachment: 2		Exhibit: B						
CATEGORY	RATE ELEMENTS	Interim	Zone	BCS	USOC	RATES (\$)	Svc Order Submitted Elec per LSR	Svc Order Submitted Manually per LSR	Incremental Charge - Manual Svc Order vs. Electronic-1st	Incremental Charge - Manual Svc Order vs. Electronic-Add'l	Incremental Charge - Manual Svc Order vs. Electronic-Disc 1st	Incremental Charge - Manual Svc Order vs. Electronic-Disc Add'l			
													Rec	Nonrecurring	
										SOMEc	SOMAN	SOMAN	SOMAN	SOMAN	SOMAN
	Interoffice Transport - Dedicated - 4-wire 56 kbps combination - Per Mile			UNCDX	1L5XX	0.008838									
	Interoffice Transport - Dedicated - 4-wire 56 kbps combination - Facility Termination			UNCDX	U1TD5	15.12	40.54	27.41	16.74	6.90	15.66				
	Nonrecurring Currently Combined Network Elements Switch -As-Is Charge			UNCDX	UNCCC		5.59	5.59	6.98	6.98	15.66				
<b>4-WIRE 64 KBPS DIGITAL EXTENDED LOOP WITH 64 KBPS INTEROFFICE TRANSPORT (EEL)</b>															
	4-wire 64 kbps Loop/4-wire 64 kbps Interoffice Transport Combination - Zone 1		1	UNCDX	UDL64	26.09	126.27	88.80	59.14	14.50	15.66				
	4-wire 64 kbps Loop/4-wire 64 kbps Interoffice Transport Combination - Zone 2		2	UNCDX	UDL64	35.95	126.27	88.80	59.14	14.50	15.66				
	4-wire 64 kbps Loop/4-wire 64 kbps Interoffice Transport Combination - Zone 3		3	UNCDX	UDL64	37.88	126.27	88.80	59.14	14.50	15.66				
	Interoffice Transport - Dedicated - 4-wire 64 kbps combination - Per Mile			UNCDX	1L5XX	0.008838									
	Interoffice Transport - Dedicated - 4-wire 64 kbps combination - Facility Termination			UNCDX	U1TD6	15.12	40.54	27.41	16.74	6.90	15.66				
	Nonrecurring Currently Combined Network Elements Switch -As-Is Charge			UNCDX	UNCCC		5.59	5.59	6.98	6.98	15.66				
<b>ADDITIONAL NETWORK ELEMENTS</b>															
<b>When used as a part of a currently combined facility, the non-recurring charges do not apply, but a Switch As Is charge does apply.</b>															
<b>When used as ordinarily combined network elements in All States, the non-recurring charges apply and the Switch As Is Charge does not.</b>															
<b>Nonrecurring Currently Combined Network Elements "Switch As Is" Charge (One applies to each combination)</b>															
	Nonrecurring Currently Combined Network Elements Switch -As-Is Charge - 2 wire/4-Wire VG			UNCVX	UNCCC		5.59	5.59	6.98	6.98	15.66				
	Nonrecurring Currently Combined Network Elements Switch -As-Is Charge - 56/64 kbps			UNCDX	UNCCC		5.59	5.59	6.98	6.98	15.66				
	Nonrecurring Currently Combined Network Elements Switch -As-Is Charge - DS1			UNC1X	UNCCC		5.59	5.59	6.98	6.98	15.66				
	Nonrecurring Currently Combined Network Elements Switch -As-Is Charge - DS3			UNC3X	UNCCC		5.59	5.59	6.98	6.98	15.66				
	Nonrecurring Currently Combined Network Elements Switch -As-Is Charge - STS1			UNCSX	UNCCC		5.59	5.59	6.98	6.98	15.66				
<b>NOTE: Local Channel - Dedicated Transport - minimum billing period - Below DS3=one month, DS3 and above=four months</b>															
	Local Channel - Dedicated - 2-Wire Voice Grade			UNCVX	ULDV2	13.97	193.10	33.17	36.64	3.20	15.66				
	Local Channel - Dedicated - 4-Wire Voice Grade			UNCVX	ULDV4	14.93	193.53	33.60	37.11	3.67	15.66				
	Local Channel - Dedicated - DS1 per month Zone 1		1	UNC1X	ULDF1	35.76	177.47	153.72	22.19	15.26	15.66				
	Local Channel - Dedicated - DS1 Per Month Zone 2		2	UNC1X	ULDF1	49.98	177.47	153.72	22.19	15.26	15.66				
	Local Channel - Dedicated - DS1 - Per Month Zone 3		3	UNC1X	ULDF1	107.63	177.47	153.72	22.19	15.26	15.66				
	Local Channel - Dedicated - DS3 - Per Mile per month			UNC3X	1L5NC	6.92									
	Local Channel - Dedicated - DS3 - Facility Termination			UNC3X	ULDF3	416.54	451.52	263.94	119.49	83.58	15.66				
	Local Channel - Dedicated - STS-1- Per Mile per month			UNCSX	1L5NC	6.92									
	Local Channel - Dedicated - STS-1 - Facility Termination			UNCSX	ULDFS	408.49	451.52	263.94	119.49	83.58	15.66				
<b>Optional Features &amp; Functions:</b>															
<b>MULTIPLEXERS</b>															
<b>NOTE: minimum billing period is one month for DS1 to DS0 Channel System and interfaces</b>															
<b>NOTE: minimum billing period is three months for DS3 to DS1 and above Channel System and interfaces</b>															
	Channelization - DS1 to DS0 Channel System			UXTD1	MQ1	101.06	91.04	62.57	10.54	9.79	15.66				
	OCU-DP COCI (data) - DS1 to DS0 Channel System - per month (2.4-64kbs)			UDL	1D1DD	1.12	6.58	4.72			15.66				
	2-wire ISDN COCI (BRITE) - DS1 to DS0 Channel System - per month			UDN	UC1CA	2.41	6.58	4.72			15.66				
	Voice Grade COCI - DS1 to DS0 Channel System - per month			UEA	1D1VG	0.53	6.58	4.72			15.66				
	DS3 to DS1 Channel System per month			UXTD3	MQ3	166.13	178.14	93.97	33.26	31.83	15.66				
	STS1 to DS1 Channel System per month			UXTS1	MQ3	166.13	178.14	93.97	33.26	31.83	15.66				
	DS3 Interface Unit (DS1 COCI) used with Loop per month			USL	UC1D1	12.70	6.58	4.72			15.66				
	DS3 Interface Unit (DS1 COCI) used with Local Channel per month			ULDD1	UC1D1	12.70	6.58	4.72			15.66				

UNBUNDLED NETWORK ELEMENTS - Alabama										Attachment: 2		Exhibit: B			
CATEGORY	RATE ELEMENTS	Interim	Zone	BCS	USOC	RATES (\$)				Svc Order Submitted Elec per LSR	Svc Order Submitted Manually per LSR	Incremental Charge - Manual Svc Order vs. Electronic-1st	Incremental Charge - Manual Svc Order vs. Electronic-Add'l	Incremental Charge - Manual Svc Order vs. Electronic-Disc 1st	Incremental Charge - Manual Svc Order vs. Electronic-Disc Add'l
						Rec	Nonrecurring		Nonrecurring Disconnect						
							First	Add'l	First	Add'l	SOMEc	SOMAN	SOMAN	SOMAN	SOMAN
	DS3 Interface Unit (DS1 COCI) used with Interoffice Channel per month			U1TD1	UC1D1	12.70	6.58	4.72				15.66			
	<b>Sub-Loop Feeder</b>														
	Unbundled Sub-Loop Feeder Loop, 4-Wire DS1 - Statewide		sw	UNC1X	USBFG										
	Unbundled Sub-Loop Feeder Loop, 4-Wire DS1 - Zone 1		1	UNC1X	USBFG	55.09	101.85	64.38	62.05	17.40					
	Unbundled Sub-Loop Feeder Loop, 4-Wire DS1 - Zone 2		2	UNC1X	USBFG	124.69	101.85	64.38	62.05	17.40					
	Unbundled Sub-Loop Feeder Loop, 4-Wire DS1 - Zone 3		3	UNC1X	USBFG	294.62	101.85	64.38	62.05	17.40					
	Unbundled Sub-Loop Feeder Loop, 4-Wire DS1 - Zone 4		4	UNC1X	USBFG										
	<b>UNBUNDLED LOCAL EXCHANGE SWITCHING(PORTS)</b>														
	<b>Exchange Ports</b>														
	<b>NOTE: Although the Port Rate includes all available features in GA, KY, LA &amp; TN, the desired features will need to be ordered using retail USOCs</b>														
	<b>2-WIRE VOICE GRADE LINE PORT RATES (RES)</b>														
	Exchange Ports - 2-Wire Analog Line Port- Res.			UEPSR	UEPRL	1.38	2.38	2.27	1.42	1.33		15.66			
	Exchange Ports - 2-Wire Analog Line Port with Caller ID - Res.			UEPSR	UEPRC	1.38	2.38	2.27	1.42	1.33		15.66			
	Exchange Ports - 2-Wire Analog Line Port outgoing only - Res.			UEPSR	UEPRO	1.38	2.38	2.27	1.42	1.33		15.66			
	Exchange Ports - 2-Wire VG unbundled AL extended local dialing parity Port with Caller ID - Res.			UEPSR	UEPAR	1.38	2.38	2.27	1.42	1.33		15.66			
	Exchange Ports - 2-Wire VG unbundled res, low usage line port with Caller ID (LUM)			UEPSR	UEPAP	1.38	2.38	2.27	1.42	1.33		15.66			
	Exchange Ports - 2-Wire VG Alabama Residence Dialing Plan without Caller Id			UEPSR	UEPWA	1.38	2.38	2.27	1.42	1.33		15.66			
	2-Wire voice unbundled Low Usage Line Port without Caller ID Capability			UEPSR	UEPRT	1.38	2.38	2.27	1.42	1.33		15.66			
	Subsequent Activity			UEPSR	USASC	0.00	0.00	0.00				15.66			
	<b>FEATURES</b>														
	All Available Vertical Features			UEPSR	UEPVF	1.98	0.00	0.00				15.66			
	<b>2-WIRE VOICE GRADE LINE PORT RATES (BUS)</b>														
	Exchange Ports - 2-Wire Analog Line Port without Caller ID - Bus			UEPSB	UEPBL	1.38	2.38	2.27	1.42	1.33		15.66			
	Exchange Ports - 2-Wire VG unbundled Line Port with unbundled port with Caller+E484 ID - Bus.			UEPSB	UEPBC	1.38	2.38	2.27	1.42	1.33		15.66			
	Exchange Ports - 2-Wire Analog Line Port outgoing only - Bus.			UEPSB	UEPBO	1.38	2.38	2.27	1.42	1.33		15.66			
	Exchange Ports - 2-Wire VG unbundled AL extended local dialing parity Port with Caller ID - Bus.			UEPSB	UEPAW	1.38	2.38	2.27	1.42	1.33		15.66			
	Exchange Ports - 2-Wire VG unbundled incoming only port with Caller ID - Bus			UEPSB	UEPB1	1.38	2.38	2.27	1.42	1.33		15.66			
	Exchange Ports - 2-Wire Voice Alabama Business Dialing Plan without Caller ID			UEPSB	UEPWB	1.38	2.38	2.27	1.42	1.33		15.66			
	2-Wire voice unbundled Incoming Only Port without Caller ID Capability			UEPSB	UEPBE	1.38	2.38	2.27	1.42	1.33		15.66			
	Subsequent Activity			UEPSB	USASC	0.00	0.00	0.00				15.66			
	<b>FEATURES</b>														
	All Available Vertical Features			UEPSB	UEPVF	1.98	0.00	0.00				15.66			
	<b>EXCHANGE PORT RATES (DID &amp; PBX)</b>														
	2-Wire VG Unbundled 2-Way PBX Trunk - Res			UEPSE	UEPRD	1.38	31.27	14.85	13.94	0.90		15.66			
	2-Wire VG Line Side Unbundled 2-Way PBX Trunk - Bus			UEPSP	UEPPC	1.38	31.27	14.85	13.94	0.90		15.66			
	2-Wire VG Line Side Unbundled Outward PBX Trunk - Bus			UEPSP	UEPPO	1.38	31.27	14.85	13.94	0.90		15.66			
	2-Wire VG Line Side Unbundled Incoming PBX Trunk - Bus			UEPSP	UEPP1	1.38	31.27	14.85	13.94	0.90		15.66			
	2-Wire Analog Long Distance Terminal PBX Trunk - Bus			UEPSP	UEPLD	1.38	31.27	14.85	13.94	0.90		15.66			
	2-Wire Voice Unbundled 2-Way PBX Alabama Calling Port			UEPSP	UEPA2	1.38	31.27	14.85	13.94	0.90		15.66			
	2-Wire Voice Unbundled PBX LD Terminal Ports			UEPSP	UEPLD	1.38	31.27	14.85	13.94	0.90		15.66			
	2-Wire Vce Unbundled 2-Way PBX Usage Port			UEPSP	UEPXA	1.38	31.27	14.85	13.94	0.90		15.66			
	2-Wire Voice Unbundled PBX Toll Terminal Hotel Ports			UEPSP	UEPXB	1.38	31.27	14.85	13.94	0.90		15.66			
	2-Wire Voice Unbundled PBX LD DDD Terminals Port			UEPSP	UEPXC	1.38	31.27	14.85	13.94	0.90		15.66			
	2-Wire Voice Unbundled PBX LD Terminal Switchboard Port			UEPSP	UEPXD	1.38	31.27	14.85	13.94	0.90		15.66			

UNBUNDLED NETWORK ELEMENTS - Alabama										Attachment: 2		Exhibit: B				
CATEGORY	RATE ELEMENTS	Interim	Zone	BCS	USOC	RATES (\$)	Svc Order Submitted Elec per LSR	Svc Order Submitted Manually per LSR	Incremental Charge - Manual Svc Order vs. Electronic-1st	Incremental Charge - Manual Svc Order vs. Electronic-Add'l	Incremental Charge - Manual Svc Order vs. Electronic-Disc 1st	Incremental Charge - Manual Svc Order vs. Electronic-Disc Add'l				
													Rec	Nonrecurring		Nonrecurring Disconnect
										SOMEc	SOMAN	SOMAN	SOMAN	SOMAN	SOMAN	
	2-Wire Voice Unbundled PBX LD Terminal Switchboard IDD Capable Port			UEPSP	UEPXE	1.38										
	2-Wire Voice Unbundled 2-Way PBX Hotel/Hospital Economy Administrative Calling Port			UEPSP	UEPXL	1.38	31.27	14.85	13.94	0.90		15.66				
	2-Wire Voice Unbundled 2-Way PBX Hotel/Hospital Economy Room Calling Port			UEPSP	UEPXM	1.38	31.27	14.85	13.94	0.90		15.66				
	2-Wire Voice Unbundled 1-Way Outgoing PBX Hotel/Hospital Discount Room Calling Port			UEPSP	UEPXO	1.38	31.27	14.85	13.94	0.90		15.66				
	2-Wire Voice Unbundled 1-Way Outgoing PBX Measured Port Subsequent Activity			UEPSP	UEPXS	1.38	31.27	14.85	13.94	0.90		15.66				
				UEPSP	USASC	0.00	0.00	0.00				15.66				
<b>FEATURES</b>																
	All Available Vertical Features			UEPSP	UEPSE	UEPVF	1.98	0.00	0.00			15.66				
<b>EXCHANGE PORT RATES (COIN)</b>																
	Exchange Ports - Coin Port						1.38	2.38	2.27	1.42	1.33	15.66				
<b>NOTE: Transmission/usage charges associated with POTS circuit switched usage will also apply to circuit switched voice and/or circuit switched data transmission by B-Channels associated with 2-wire ISDN ports.</b>																
<b>NOTE: Access to B Channel or D Channel Packet capabilities will be available only through BFR/New Business Request Process. Rates for the packet capabilities will be determined via the Bona Fide Request/New Business Request Process.</b>																
<b>UNBUNDLED LOCAL EXCHANGE SWITCHING(PORTS)</b>																
<b>EXCHANGE PORT RATES</b>																
	Exchange Ports - 2-Wire DID Port			UEPEX	UEPP2	8.05	119.31	18.74	59.90	3.76		15.66				
	Exchange Ports - DDITS Port - 4-Wire DS1 Port with DID capability			UEPDD	UEPDD	60.09	202.02	95.69	72.59	2.46		15.66				
	Exchange Ports - 2-Wire ISDN Port (See Notes below.)			UEPTX	UEPSX	U1PMA	9.79	72.77	52.99	47.79	10.74	15.66				
	All Features Offered			UEPTX	UEPSX	UEPVF	1.98	0.00	0.00							
<b>NOTE: Transmission/usage charges associated with POTS circuit switched usage will also apply to circuit switched voice and/or circuit switched data transmission by B-Channels associated with 2-wire ISDN ports.</b>																
<b>NOTE: Access to B Channel or D Channel Packet capabilities will be available only through BFR/New Business Request Process. Rates for the packet capabilities will be determined via the Bona Fide Request/New Business Request Process.</b>																
	Exchange Ports - 2-Wire ISDN Port -- Channel Profiles			UEPTX	UEPSX	U1UMA	0.00	0.00	0.00							
	Exchange Ports - 4-Wire ISDN DS1 Port			UEPEX	UEPEX		84.32	203.81	101.56	79.18	20.06	15.66				
<b>UNBUNDLED PORT with REMOTE CALL FORWARDING CAPABILITY</b>																
<b>UNBUNDLED REMOTE CALL FORWARDING SERVICE - RESIDENCE</b>																
	Unbundled Remote Call Forwarding Service, Area Calling, Res			UEPVR	UERAC	1.38	2.38	2.27	1.42	1.33		15.66				
	Unbundled Remote Call Forwarding Service, Local Calling - Res			UEPVR	UERLC	1.38	2.38	2.27	1.42	1.33		15.66				
	Unbundled Remote Call Forwarding Service, InterLATA - Res			UEPVR	UERTE	1.38	2.38	2.27	1.42	1.33		15.66				
	Unbundled Remote Call Forwarding Service, IntraLATA - Res			UEPVR	UERTR	1.38	2.38	2.27	1.42	1.33		15.66				
<b>Non-Recurring</b>																
	Unbundled Remote Call Forwarding Service - Conversion - Switch-as-is			UEPVR	USAC2			0.10	0.10			15.66				
	Unbundled Remote Call Forwarding Service - Conversion with allowed change (PIC and LPIC)			UEPVR	USACC			0.10	0.10			15.66				
<b>UNBUNDLED REMOTE CALL FORWARDING - Bus</b>																
	Unbundled Remote Call Forwarding Service, Area Calling - Bus			UEPVB	UERAC	1.38	2.38	2.27	1.42	1.33		15.66				
	Unbundled Remote Call Forwarding Service, Local Calling - Bus			UEPVB	UERLC	1.38	2.38	2.27	1.42	1.33		15.66				
	Unbundled Remote Call Forwarding Service, InterLATA - Bus			UEPVB	UERTE	1.38	2.38	2.27	1.42	1.33		15.66				
	Unbundled Remote Call Forwarding Service, IntraLATA - Bus			UEPVB	UERTR	1.38	2.38	2.27	1.42	1.33		15.66				
	Unbundled Remote Call Forwarding Service Expanded and Exception Local Calling			UEPVB	UERVJ	1.38	2.38	2.27	1.42	1.33		15.66				
<b>Non-Recurring</b>																
	Unbundled Remote Call Forwarding Service - Conversion - Switch-as-is			UEPVB	USAC2			0.10	0.10			15.66				
	Unbundled Remote Call Forwarding Service - Conversion with allowed change (PIC and LPIC)			UEPVB	USACC			0.10	0.10			15.66				
<b>UNBUNDLED LOCAL SWITCHING, PORT USAGE</b>																
<b>End Office Switching (Port Usage)</b>																
	End Office Switching Function, Per MOU											0.0007025				
	End Office Trunk Port - Shared, Per MOU											0.0001638				
<b>Tandem Switching (Port Usage) (Local or Access Tandem)</b>																
	Tandem Switching Function Per MOU											0.000095				



UNBUNDLED NETWORK ELEMENTS - Alabama							Attachment: 2		Exhibit: B							
CATEGORY	RATE ELEMENTS	Interim	Zone	BCS	USOC	RATES (\$)	Svc Order Submitted Elec per LSR	Svc Order Submitted Manually per LSR	Incremental Charge - Manual Svc Order vs. Electronic-1st	Incremental Charge - Manual Svc Order vs. Electronic-Add'l	Incremental Charge - Manual Svc Order vs. Electronic-Disc 1st	Incremental Charge - Manual Svc Order vs. Electronic-Disc Add'l				
							Rec	Nonrecurring		Nonrecurring Disconnect		OSS Rates (\$)				
							First	Add'l	First	Add'l	SOMEC	SOMAN	SOMAN	SOMAN	SOMAN	SOMAN
	Tandem Trunk Port - Shared, Per MOU					0.0002015										
	<b>Common Transport</b>															
	Common Transport - Per Mile, Per MOU					0.0000023										
	Common Transport - Facilities Termination Per MOU					0.0003224										
	<b>UNBUNDLED PORT/LOOP COMBINATIONS - COST BASED RATES</b>															
	Cost Based Rates are applied where BellSouth is required by FCC and/or State Commission rule to provide Unbundled Local Switching or Switch Ports.															
	Features shall apply to the Unbundled Port/Loop Combination - Cost Based Rate section in the same manner as they are applied to the Stand-Alone Unbundled Port section of this Rate Exhibit.															
	End Office and Tandem Switching Usage and Common Transport Usage rates in the Port section of this rate exhibit shall apply to all combinations of loop/port network elements except for UNE Coin Port/Loop Combinations.															
	The first and additional Port nonrecurring charges apply to Not Currently Combined Combos. For Currently Combined Combos the nonrecurring charges shall be those identified in the Nonrecurring - Currently Combined sections.															
	<b>2-WIRE VOICE GRADE LOOP WITH 2-WIRE LINE PORT (RES)</b>															
	<b>UNE Port/Loop Combination Rates</b>															
	2-Wire VG Loop/Port Combo - Zone 1		1			12.70										
	2-Wire VG Loop/Port Combo - Zone 2		2			21.19										
	2-Wire VG Loop/Port Combo - Zone 3		3			34.80										
	<b>UNE Loop Rates</b>															
	2-Wire Voice Grade Loop (SL1) - Zone 1		1	UEPRX	UEPLX	11.55										
	2-Wire Voice Grade Loop (SL1) - Zone 2		2	UEPRX	UEPLX	20.04										
	2-Wire Voice Grade Loop (SL1) - Zone 3		3	UEPRX	UEPLX	33.65										
	<b>2-Wire Voice Grade Line Port Rates (Res)</b>															
	2-Wire voice unbundled port - residence			UEPRX	UEPRL	1.15	40.19	19.83	24.91	6.63		15.66				
	2-Wire voice unbundled port with Caller ID - res			UEPRX	UEPRC	1.15	40.19	19.83	24.91	6.63		15.66				
	2-Wire voice unbundled port outgoing only - res			UEPRX	UEPRO	1.15	40.19	19.83	24.91	6.63		15.66				
	2-Wire voice Grade unbundled Alabama extended local dialing parity port with Caller ID - res			UEPRX	UEPAR	1.15	40.19	19.83	24.91	6.63		15.66				
	2-Wire voice unbundles res, low usage line port with Caller ID (LUM)			UEPRX	UEPAP	1.15	40.19	19.83	24.91	6.63		15.66				
	2-Wire Voice Unbundled Alabama Residence Dialing Plan without Caller ID			UEPRX	UEPWA	1.15	40.19	19.83	24.91	6.63		15.66				
	2-Wire voice unbundled Low Usage Line Port without Caller ID Capability			UEPRX	UEPRT	1.15	40.19	19.83	24.91	6.63		15.66				
	<b>FEATURES</b>															
	All Features Offered			UEPRX	UEPVF	1.98	0.00	0.00				15.66				
	<b>LOCAL NUMBER PORTABILITY</b>															
	Local Number Portability (1 per port)			UEPRX	LNPCX	0.35										
	<b>NONRECURRING CHARGES (NRCs) - CURRENTLY COMBINED</b>															
	2-Wire Voice Grade Loop / Line Port Combination - Conversion - Switch-as-is			UEPRX	USAC2		0.10	0.10				15.66				
	2-Wire Voice Grade Loop / Line Port Combination - Conversion - Switch with change			UEPRX	USACC		0.10	0.10				15.66				
	<b>ADDITIONAL NRCs</b>															
	2-Wire Voice Grade Loop/Line Port Combination - Subsequent Activity			UEPRX	USAS2	0.00	0.00	0.00				15.66				
	<b>2-WIRE VOICE GRADE LOOP WITH 2-WIRE LINE PORT (BUS)</b>															
	<b>UNE Port/Loop Combination Rates</b>															
	2-Wire VG Loop/Port Combo - Zone 1		1			12.70										
	2-Wire VG Loop/Port Combo - Zone 2		2			21.19										
	2-Wire VG Loop/Port Combo - Zone 3		3			34.80										
	<b>UNE Loop Rates</b>															
	2-Wire Voice Grade Loop (SL1) - Zone 1		1	UEPBX	UEPLX	11.55										
	2-Wire Voice Grade Loop (SL1) - Zone 2		2	UEPBX	UEPLX	20.04										
	2-Wire Voice Grade Loop (SL1) - Zone 3		3	UEPBX	UEPLX	33.65										
	<b>2-Wire Voice Grade Line Port (Bus)</b>															
	2-Wire voice unbundled port without Caller ID - bus			UEPBX	UEPBL	1.15	40.19	19.83	24.91	6.63		15.66				
	2-Wire voice unbundled port with Caller + E484 ID - bus			UEPBX	UEPBC	1.15	40.19	19.83	24.91	6.63		15.66				
	2-Wire voice unbundled port outgoing only - bus			UEPBX	UEPBO	1.15	40.19	19.83	24.91	6.63		15.66				
	2-Wire voice Grade unbundled Alabama extended local dialing parity port with Caller ID - bus			UEPBX	UEPAW	1.15	40.19	19.83	24.91	6.63		15.66				
	2-Wire voice unbundled incoming only port with Caller ID - Bus			UEPBX	UEPB1	1.15	40.19	19.83	24.91	6.63		15.66				

UNBUNDLED NETWORK ELEMENTS - Alabama										Attachment: 2		Exhibit: B			
CATEGORY	RATE ELEMENTS	Interim	Zone	BCS	USOC	RATES (\$)	Svc Order Submitted Elec per LSR	Svc Order Submitted Manually per LSR	Incremental Charge - Manual Svc Order vs. Electronic-1st	Incremental Charge - Manual Svc Order vs. Electronic-Add'l	Incremental Charge - Manual Svc Order vs. Electronic-Disc 1st	Incremental Charge - Manual Svc Order vs. Electronic-Disc Add'l			
													Rec	Nonrecurring	
										SOMEc	SOMAN	SOMAN	SOMAN	SOMAN	SOMAN
	2-Wire Voice Unbundled Alabama Business Dialing Plan without Caller ID			UEPBX	UEPWB	1.15	40.19	19.83	24.91	6.63	15.66				
	2-Wire voice unbundled Incoming Only Port without Caller ID Capability			UEPBX	UEPBE	1.15	40.19	19.83	24.91	6.63	15.66				
	<b>LOCAL NUMBER PORTABILITY</b>														
	Local Number Portability (1 per port)			UEPBX	LNPCX	0.35									
	<b>FEATURES</b>														
	All Features Offered			UEPBX	UEPVF	1.98	0.00	0.00			15.66				
	<b>NONRECURRING CHARGES (NRCs) - CURRENTLY COMBINED</b>														
	2-Wire Voice Grade Loop / Line Port Combination - Conversion - Switch-as-is			UEPBX	USAC2		0.10	0.10			15.66				
	<b>ADDITIONAL NRCs</b>														
	2-Wire Voice Grade Loop/Line Port Combination - Subsequent Activity			UEPBX	USAS2		0.00	0.00			15.66				
	<b>2-WIRE VOICE GRADE LOOP WITH 2-WIRE LINE PORT (RES - PBX)</b>														
	<b>UNE Port/Loop Combination Rates</b>														
	2-Wire VG Loop/Port Combo - Zone 1		1				12.70								
	2-Wire VG Loop/Port Combo - Zone 2		2				21.19								
	2-Wire VG Loop/Port Combo - Zone 3		3				34.80								
	<b>UNE Loop Rates</b>														
	2-Wire Voice Grade Loop (SL 1) - Zone 1		1	UEPRG	UEPLX		11.55								
	2-Wire Voice Grade Loop (SL 1) - Zone 2		2	UEPRG	UEPLX		20.04								
	2-Wire Voice Grade Loop (SL 1) - Zone 3		3	UEPRG	UEPLX		33.65								
	<b>2-Wire Voice Grade Line Port Rates (RES - PBX)</b>														
	2-Wire VG Unbundled Combination 2-Way PBX Trunk Port - Res			UEPRG	UEPRD	1.15	69.08	32.41	37.43	6.20	15.66				
	<b>LOCAL NUMBER PORTABILITY</b>														
	Local Number Portability (1 per port)			UEPRG	LNPCP	3.15	0.00	0.00			15.66				
	<b>FEATURES</b>														
	All Features Offered			UEPRG	UEPVF	1.98	0.00	0.00			15.66				
	<b>NONRECURRING CHARGES (NRCs) - CURRENTLY COMBINED</b>														
	2-Wire Voice Grade Loop/ Line Port Combination (PBX) - Conversion - Switch-As-Is			UEPRG	USAC2		7.91	1.90			15.66				
	<b>ADDITIONAL NRCs</b>														
	2-Wire Voice Grade Loop/ Line Port Combination (PBX) - Subsequent Activity			UEPRG	USAS2	0.00	0.00	0.00			15.66				
	PBX Subsequent Activity - Change/Rearrange Multiline Hunt Group						7.32	7.32			15.66				
	<b>2-WIRE VOICE GRADE LOOP WITH 2-WIRE LINE PORT (BUS - PBX)</b>														
	<b>UNE Port/Loop Combination Rates</b>														
	2-Wire VG Loop/Port Combo - Zone 1		1				12.70								
	2-Wire VG Loop/Port Combo - Zone 2		2				21.19								
	2-Wire VG Loop/Port Combo - Zone 3		3				34.80								
	<b>UNE Loop Rates</b>														
	2-Wire Voice Grade Loop (SL 1) - Zone 1		1	UEPPX	UEPLX		11.55								
	2-Wire Voice Grade Loop (SL 1) - Zone 2		2	UEPPX	UEPLX		20.04								
	2-Wire Voice Grade Loop (SL 1) - Zone 3		3	UEPPX	UEPLX		33.65								
	<b>2-Wire Voice Grade Line Port Rates (BUS - PBX)</b>														
	Line Side Unbundled Combination 2-Way PBX Trunk Port - Bus			UEPPX	UEPPC	1.15	69.08	32.41	37.43	6.20	15.66				
	Line Side Unbundled Outward PBX Trunk Port - Bus			UEPPX	UEPPO	1.15	69.08	32.41	37.43	6.20	15.66				
	Line Side Unbundled Incoming PBX Trunk Port - Bus			UEPPX	UEPP1	1.15	69.08	32.41	37.43	6.20	15.66				
	2-Wire Voice Unbundled 2-Way Combination PBX Alabama Calling Port			UEPPX	UEPA2	1.15	69.08	32.41	37.43	6.20	15.66				
	2-Wire Voice Unbundled PBX LD Terminal Ports			UEPPX	UEPLD	1.15	69.08	32.41	37.43	6.20	15.66				
	2-Wire Voice Unbundled 2-Way Combination PBX Usage Port			UEPPX	UEPXA	1.15	69.08	32.41	37.43	6.20	15.66				
	2-Wire Voice Unbundled PBX Toll Terminal Hotel Ports			UEPPX	UEPXB	1.15	69.08	32.41	37.43	6.20	15.66				
	2-Wire Voice Unbundled PBX LD DDD Terminals Port			UEPPX	UEPXC	1.15	69.08	32.41	37.43	6.20	15.66				
	2-Wire Voice Unbundled PBX LD Terminal Switchboard Port			UEPPX	UEPXD	1.15	69.08	32.41	37.43	6.20	15.66				

UNBUNDLED NETWORK ELEMENTS - Alabama							Attachment: 2		Exhibit: B							
CATEGORY	RATE ELEMENTS	Interim	Zone	BCS	USOC	RATES (\$)	Svc Order Submitted Elec per LSR	Svc Order Submitted Manually per LSR	Incremental Charge - Manual Svc Order vs. Electronic-1st	Incremental Charge - Manual Svc Order vs. Electronic-Add'l	Incremental Charge - Manual Svc Order vs. Electronic-Disc 1st	Incremental Charge - Manual Svc Order vs. Electronic-Disc Add'l				
													Rec	Nonrecurring		Nonrecurring Disconnect
							First	Add'l	First	Add'l	SOMEc	SOMAN	SOMAN	SOMAN	SOMAN	SOMAN
	2-Wire Voice Unbundled PBX LD Terminal Switchboard IDD Capable Port			UEPPX	UEPXE	1.15	69.08	32.41	37.43	6.20		15.66				
	2-Wire Voice Unbundled 2-Way PBX Hotel/Hospital Economy Administrative Calling Port			UEPPX	UEPXL	1.15	69.08	32.41	37.43	6.20		15.66				
	2-Wire Voice Unbundled 2-Way PBX Hotel/Hospital Economy Room Calling Port			UEPPX	UEPXM	1.15	69.08	32.41	37.43	6.20		15.66				
	2-Wire Voice Unbundled 1-Way Outgoing PBX Hotel/Hospital Discount Room Calling Port			UEPPX	UEPXO	1.15	69.08	32.41	37.43	6.20		15.66				
	2-Wire Voice Unbundled 1-Way Outgoing PBX Measured Port			UEPPX	UEPXS	1.15	69.08	32.41	37.43	6.20		15.66				
	<b>LOCAL NUMBER PORTABILITY</b>															
	Local Number Portability (1 per port)			UEPPX	LNPCP	3.15	0.00	0.00				15.66				
	<b>FEATURES</b>															
	All Features Offered			UEPPX	UEPVF	1.98	0.00	0.00				15.66				
	<b>NONRECURRING CHARGES (NRCs) - CURRENTLY COMBINED</b>															
	2-Wire Voice Grade Loop/ Line Port Combination (PBX) - Conversion - Switch-As-Is			UEPPX	USAC2		7.91	1.90				15.66				
	<b>ADDITIONAL NRCs</b>															
	2-Wire Voice Grade Loop/ Line Port Combination (PBX) - Subsequent Activity			UEPPX	USAS2	0.00	0.00	0.00				15.66				
	PBX Subsequent Activity - Change/Rearrange Multiline Hunt Group						7.32	7.32				15.66				
	<b>2-WIRE VOICE GRADE LOOP WITH 2-WIRE ANALOG LINE COIN PORT</b>															
	<b>UNE Port/Loop Combination Rates</b>															
	2-Wire VG Coin Port/Loop Combo – Zone 1		1			12.70										
	2-Wire VG Coin Port/Loop Combo – Zone 2		2			21.19										
	2-Wire VG Coin Port/Loop Combo – Zone 3		3			34.80										
	<b>UNE Loop Rates</b>															
	2-Wire Voice Grade Loop (SL1) - Zone 1		1	UEPCO	UEPLX	11.55										
	2-Wire Voice Grade Loop (SL1) - Zone 2		2	UEPCO	UEPLX	20.04										
	2-Wire Voice Grade Loop (SL1) - Zone 3		3	UEPCO	UEPLX	33.65										
	<b>2-Wire Voice Grade Line Ports (COIN)</b>															
	2-Wire Coin 2-Way without Operator Screening and without Blocking (AL, KY, LA, MS)			UEPCO	UEPRF	1.15	40.19	19.83	24.91	6.63		15.66				
	2-Wire Coin 2-Way with Operator Screening (AL, KY)			UEPCO	UEPRE	1.15	40.19	19.83	24.91	6.63		15.66				
	2-Wire Coin 2-Way with Operator Screening and Blocking: 011, 900/976, 1+DDD (AL, KY, LA, MS)			UEPCO	UEPRA	1.15	40.19	19.83	24.91	6.63		15.66				
	2-Wire Coin 2-Way with Operator Screening and 011 Blocking (AL, LA, MS)			UEPCO	UEPRB	1.15	40.19	19.83	24.91	6.63		15.66				
	2-Wire Coin 2-Way with Operator Screening & Blocking: 900/976, 1+DDD, 011+, & Local (AL, KY, LA, MS)			UEPCO	UEPCD	1.15	40.19	19.83	24.91	6.63		15.66				
	2-Wire Coin Outward with Operator Screening and 011 Blocking (AL, FL)			UEPCO	UEPRK	1.15	40.19	19.83	24.91	6.63		15.66				
	2-Wire Coin Outward with Operator Screening and Blocking: 011, 900/976, 1+DDD (AL, KY, LA, MS)			UEPCO	UEPRH	1.15	40.19	19.83	24.91	6.63		15.66				
	2-Wire Coin Outward Operator Screening & Blocking: 900/976, 1+DDD, 011+, and Local (AL, KY, LA, MS)			UEPCO	UEPCN	1.15	40.19	19.83	24.91	6.63		15.66				
	2-Wire 2-Way Smartline with 900/976 (all states except LA)			UEPCO	UEPCK	1.15	40.19	19.83	24.91	6.63		15.66				
	2-Wire Coin Outward Smartline with 900/976 (all states except LA)			UEPCO	UEPCR	1.15	40.19	19.83	24.91	6.63		15.66				
	<b>ADDITIONAL UNE COIN PORT/LOOP (RC)</b>															
	UNE Coin Port/Loop Combo Usage (Flat Rate)			UEPCO	URECU	1.56	0.00	0.00	0.00	0.00		15.66				
	<b>LOCAL NUMBER PORTABILITY</b>															
	Local Number Portability (1 per port)			UEPCO	LNPCX	0.35										
	<b>NONRECURRING CHARGES - CURRENTLY COMBINED</b>															
	2-Wire Voice Grade Loop / Line Port Combination - Conversion - Switch-as-is			UEPCO	USAC2		0.10	0.10				15.66				
	<b>ADDITIONAL NRCs</b>															
	2-Wire Voice Grade Loop/Line Port Combination - Subsequent Activity			UEPCO	USAS2		0.00	0.00				15.66				

UNBUNDLED NETWORK ELEMENTS - Alabama							Attachment: 2		Exhibit: B			
CATEGORY	RATE ELEMENTS	Interim	Zone	BCS	USOC	RATES (\$)	Svc Order Submitted Elec per LSR	Svc Order Submitted Manually per LSR	Incremental Charge - Manual Svc Order vs. Electronic-1st	Incremental Charge - Manual Svc Order vs. Electronic-Add'l	Incremental Charge - Manual Svc Order vs. Electronic-Disc 1st	Incremental Charge - Manual Svc Order vs. Electronic-Disc Add'l
2-WIRE VOICE LOOP/ 2WIRE VOICE GRADE IO TRANSPORT/ 2-WIRE LINE PORT (RES)												
UNE Port/Loop Combination Rates												
	2-Wire VG Loop/IO Transport/Port Combo - Zone 1		1			15.76						
	2-Wire VG Loop/IO Transport/Port Combo - Zone 2		2			24.23						
	2-Wire VG Loop/IO Transport/Port Combo - Zone 3		3			37.52						
UNE Loop Rates												
	2-Wire Voice Grade Loop (SL2) - Zone 1		1	UEPFR	UECF2	14.38						
	2-Wire Voice Grade Loop (SL2) - Zone 2		2	UEPFR	UECF2	22.85						
	2-Wire Voice Grade Loop (SL2) - Zone 3		3	UEPFR	UECF2	36.14						
2-Wire Voice Grade Line Port Rates (Res)												
	2-Wire voice unbundled port - residence			UEPFR	UEPRL	1.38	90.38	57.27	48.66	8.77		15.66
	2-Wire voice unbundled port with Caller ID - res			UEPFR	UEPRC	1.38	90.38	57.27	48.66	8.77		15.66
	2-Wire voice unbundled port outgoing only - res			UEPFR	UEPRO	1.38	90.38	57.27	48.66	8.77		15.66
	2-Wire voice Grade unbundled Alabama extended local dialing parity port with Caller ID - res			UEPFR	UEPAR	1.38	90.38	57.27	48.66	8.77		15.66
	2-Wire voice unbundles res, low usage line port with Caller ID (LUM)			UEPFR	UEPAP	1.38	90.38	57.27	48.66	8.77		15.66
	2-Wire Voice Unbundled Alabama Residence Dialing Plan without Caller ID			UEPFR	UEPWA	1.38	90.38	57.27	48.66	8.77		15.66
INTEROFFICE TRANSPORT												
	Interoffice Transport - Dedicated - 2 Wire Voice Grade - Facility Termination			UEPFR	U1TV2	21.13	40.54	27.41	16.74	6.90		
	Interoffice Transport - Dedicated - 2 Wire Voice Grade - Per Mile or Fraction Mile			UEPFR	1L5XX	0.008838						
FEATURES												
	All Features Offered			UEPFR	UEPVF	1.98	0.00	0.00				15.66
LOCAL NUMBER PORTABILITY												
	Local Number Portability (1 per port)			UEPFR	LNPCX	0.35						
NONRECURRING CHARGES (NRCs) - CURRENTLY COMBINED												
	2-Wire Loop / Dedicated IO Transport / 2 Wire Line Port Combination - Conversion - Switch-as-is			UEPFR	USAC2		8.48	1.87				15.66
	2-Wire Loop / Dedicated IO Transport / 2 Wire Line Port Combination - Conversion - Switch-With-Change			UEPFR	USACC		8.48	1.87				15.66
2-WIRE VOICE LOOP/ 2WIRE VOICE GRADE IO TRANSPORT/ 2-WIRE LINE PORT (BUS)												
UNE Port/Loop Combination Rates												
	2-Wire VG Loop/IO Transport/Port Combo - Zone 1		1			15.76						
	2-Wire VG Loop/IO Transport/Port Combo - Zone 2		2			24.23						
	2-Wire VG Loop/IO Transport/Port Combo - Zone 3		3			37.52						
UNE Loop Rates												
	2-Wire Voice Grade Loop (SL2) - Zone 1		1	UEPFB	UECF2	14.38						
	2-Wire Voice Grade Loop (SL2) - Zone 2		2	UEPFB	UECF2	22.85						
	2-Wire Voice Grade Loop (SL2) - Zone 3		3	UEPFB	UECF2	36.14						
2-Wire Voice Grade Line Port (Bus)												
	2-Wire voice unbundled port without Caller ID - bus			UEPFB	UEPBL	1.38	90.38	57.27	48.66	8.77		15.66
	2-Wire voice unbundled port with Caller + E484 ID - bus			UEPFB	UEPBC	1.38	90.38	57.27	48.66	8.77		15.66
	2-Wire voice unbundled port outgoing only - bus			UEPFB	UEPBO	1.38	90.38	57.27	48.66	8.77		15.66
	2-Wire voice Grade unbundled Alabama extended local dialing parity port with Caller ID - bus			UEPFB	UEPAW	1.38	90.38	57.27	48.66	8.77		15.66
	2-Wire voice unbundled incoming only port with Caller ID - Bus			UEPFB	UEPB1	1.38	90.38	57.27	48.66	8.77		15.66
	2-Wire Voice Unbundled Alabama Business Dialing Plan without Caller ID			UEPFB	UEPWB	1.38	90.38	57.27	48.66	8.77		15.66
LOCAL NUMBER PORTABILITY												
	Local Number Portability (1 per port)			UEPFB	LNPCX	0.35						
INTEROFFICE TRANSPORT												
	Interoffice Transport - Dedicated - 2 Wire Voice Grade - Facility Termination			UEPFB	U1TV2	21.13	40.54	27.41	16.74	6.90		
	Interoffice Transport - Dedicated - 2 Wire Voice Grade - Per Mile or Fraction Mile			UEPFB	1L5XX	0.008838						
FEATURES												

UNBUNDLED NETWORK ELEMENTS - Alabama							Attachment: 2		Exhibit: B					
CATEGORY	RATE ELEMENTS	Interim	Zone	BCS	USOC	RATES (\$)	Svc Order Submitted Elec per LSR	Svc Order Submitted Manually per LSR	Incremental Charge - Manual Svc Order vs. Electronic-1st	Incremental Charge - Manual Svc Order vs. Electronic-Add'l	Incremental Charge - Manual Svc Order vs. Electronic-Disc 1st	Incremental Charge - Manual Svc Order vs. Electronic-Disc Add'l		
													Rec	Nonrecurring
						First	Add'l	First	Add'l	SOME C	SOMAN	SOMAN	SOMAN	SOMAN
	All Features Offered			UEPFB	UEPVF	1.98	0.00	0.00				15.66		
	<b>NONRECURRING CHARGES (NRCs) - CURRENTLY COMBINED</b>													
	2-Wire Loop / Dedicated IO Transport / 2 Wire Line Port Combination - Conversion - Switch-as-is			UEPFB	USAC2		8.48	1.87				15.66		
	2-Wire Loop / Dedicated IO Transport / 2 Wire Line Port Combination - Conversion - Switch with change			UEPFB	USACC		8.48	1.87				15.66		
	<b>2-WIRE VOICE GRADE LOOP WITH 2-WIRE LINE PORT (BUS - PBX)</b>													
	<b>UNE Port/Loop Combination Rates</b>													
	2-Wire VG Loop/IO Tranport/Port Combo - Zone 1		1			15.76								
	2-Wire VG Loop/IO Tranport/Port Combo - Zone 2		2			24.23								
	2-Wire VG Loop/IO Tranport/Port Combo - Zone 3		3			37.52								
	<b>UNE Loop Rates</b>													
	2-Wire Voice Grade Loop (SL2) - Zone 1		1	UEPFP	UECF2	14.38								
	2-Wire Voice Grade Loop (SL2) - Zone 2		2	UEPFP	UECF2	22.85								
	2-Wire Voice Grade Loop (SL2) - Zone 3		3	UEPFP	UECF2	36.14								
	<b>2-Wire Voice Grade Line Port Rates (BUS - PBX)</b>													
	Line Side Unbundled Combination 2-Way PBX Trunk Port - Bus			UEPFP	UEPPC	1.38	119.27	69.85	61.18	8.34		15.66		
	Line Side Unbundled Outward PBX Trunk Port - Bus			UEPFP	UEPPO	1.38	119.27	69.85	61.18	8.34		15.66		
	Line Side Unbundled Incoming PBX Trunk Port - Bus			UEPFP	UEPP1	1.38	119.27	69.85	61.18	8.34		15.66		
	2-Wire Voice Unbundled 2-Way Combination PBX Alabama Calling Port			UEPFP	UEPA2	1.38	119.27	69.85	61.18	8.34		15.66		
	2-Wire Voice Unbundled PBX LD Terminal Ports			UEPFP	UEPLD	1.38	119.27	69.85	61.18	8.34		15.66		
	2-Wire Voice Unbundled 2-Way Combination PBX Usage Port			UEPFP	UEPXA	1.38	119.27	69.85	61.18	8.34		15.66		
	2-Wire Voice Unbundled PBX Toll Terminal Hotel Ports			UEPFP	UEPXB	1.38	119.27	69.85	61.18	8.34		15.66		
	2-Wire Voice Unbundled PBX LD DDD Terminals Port			UEPFP	UEPXC	1.38	119.27	69.85	61.18	8.34		15.66		
	2-Wire Voice Unbundled PBX LD Terminal Switchboard Port			UEPFP	UEPXD	1.38	119.27	69.85	61.18	8.34		15.66		
	2-Wire Voice Unbundled PBX LD Terminal Switchboard IDD Capable Port			UEPFP	UEPXE	1.38	119.27	69.85	61.18	8.34		15.66		
	2-Wire Voice Unbundled 2-Way PBX Hotel/Hospital Economy Administrative Calling Port			UEPFP	UEPXL	1.38	119.27	69.85	61.18	8.34		15.66		
	2-Wire Voice Unbundled 2-Way PBX Hotel/Hospital Economy Room Calling Port			UEPFP	UEPXM	1.38	119.27	69.85	61.18	8.34		15.66		
	2-Wire Voice Unbundled 1-Way Outgoing PBX Hotel/Hospital Discount Room Calling Port			UEPFP	UEPXO	1.38	119.27	69.85	61.18	8.34		15.66		
	2-Wire Voice Unbundled 1-Way Outgoing PBX Measured Port			UEPFP	UEPXS	1.38	119.27	69.85	61.18	8.34		15.66		
	<b>LOCAL NUMBER PORTABILITY</b>													
	Local Number Portability (1 per port)			UEPFP	LNPCP	3.15	0.00	0.00				15.66		
	<b>INTEROFFICE TRANSPORT</b>													
	Interoffice Transport - Dedicated - 2 Wire Voice Grade - Facility Termination			UEPFP	U1TV2	21.13	40.54	27.41	16.74	6.90				
	Interoffice Transport - Dedicated - 2 Wire Voice Grade - Per Mile or Fraction Mile			UEPFP	1L5XX	0.008838								
	<b>FEATURES</b>													
	All Features Offered			UEPFP	UEPVF	1.98	0.00	0.00				15.66		
	<b>NONRECURRING CHARGES (NRCs) - CURRENTLY COMBINED</b>													
	2-Wire Loop / Dedicated IO Transport / 2 Wire Line Port Combination - Conversion - Switch-as-is			UEPFP	USAC2		8.48	1.87				15.66		
	2-Wire Loop / Dedicated IO Transport / 2 Wire Line Port Combination - Conversion - Switch with change			UEPFP	USACC		8.48	1.87				15.66		
	<b>UNBUNDLED PORT/LOOP COMBINATIONS - COST BASED RATES</b>													
	<b>2-WIRE VOICE GRADE LOOP- BUS ONLY - WITH 2-WIRE DID TRUNK PORT</b>													
	<b>UNE Port/Loop Combination Rates</b>													
	2-Wire VG Loop/2-Wire DID Trunk Port Combo - UNE Zone 1		1			22.40								
	2-Wire VG Loop/2-Wire DID Trunk Port Combo - UNE Zone 2		2			30.88								
	2-Wire VG Loop/2-Wire DID Trunk Port Combo - UNE Zone 3		3			44.17								
	<b>UNE Loop Rates</b>													
	2-Wire Analog Voice Grade Loop - (SL2) - UNE Zone 1		1	UEPPX	UECD1	14.38								
	2-Wire Analog Voice Grade Loop - (SL2) - UNE Zone 2		2	UEPPX	UECD1	22.85								

UNBUNDLED NETWORK ELEMENTS - Alabama										Attachment: 2		Exhibit: B			
CATEGORY	RATE ELEMENTS	Interim	Zone	BCS	USOC	RATES (\$)	Svc Order Submitted Elec per LSR	Svc Order Submitted Manually per LSR	Incremental Charge - Manual Svc Order vs. Electronic-1st	Incremental Charge - Manual Svc Order vs. Electronic-Add'l	Incremental Charge - Manual Svc Order vs. Electronic-Disc 1st	Incremental Charge - Manual Svc Order vs. Electronic-Disc Add'l			
													Rec	Nonrecurring	
										SOMEc	SOMAN	SOMAN	SOMAN	SOMAN	SOMAN
	2-Wire Analog Voice Grade Loop - (SL2) - UNE Zone 3		3	UEPPX	UECD1	36.14									
	<b>UNE Port Rate</b>														
	Exchange Ports - 2-Wire DID Port			UEPPX	UEPD1	8.02	207.31	73.74	107.14	11.20		15.66			
	<b>NONRECURRING CHARGES - CURRENTLY COMBINED</b>														
	2-Wire Voice Grade Loop / 2-Wire DID Trunk Port Combination - Switch-as-is			UEPPX	USAC1		7.31	1.87							
	2-Wire Voice Grade Loop / 2-Wire DID Trunk Port Conversion with BellSouth Allowable Changes			UEPPX	USA1C		7.31	1.87							
	<b>ADDITIONAL NRCs</b>														
	2-Wire DID Subsequent Activity - Add Trunks, Per Trunk			UEPPX	USAS1		26.78	26.78							
	<b>Telephone Number/Trunk Group Establishment Charges</b>														
	DID Trunk Termination (One Per Port)			UEPPX	NDT	0.00	0.00	0.00							
	Additional DID Numbers for each Group of 20 DID Numbers			UEPPX	ND4	0.00	0.00	0.00							
	DID Numbers, Non- consecutive DID Numbers , Per Number			UEPPX	ND5	0.00	0.00	0.00							
	Reserve Non-Consecutive DID numbers			UEPPX	ND6	0.00	0.00	0.00							
	Reserve DID Numbers			UEPPX	NDV	0.00	0.00	0.00							
	<b>LOCAL NUMBER PORTABILITY</b>														
	Local Number Portability (1 per port)			UEPPX	LNPCP	3.15	0.00	0.00							
	<b>2-WIRE ISDN DIGITAL GRADE LOOP WITH 2-WIRE ISDN DIGITAL LINE SIDE PORT</b>														
	<b>UNE Port/Loop Combination Rates</b>														
	2W ISDN Digital Grade Loop/2W ISDN Digital Line Side Port - UNE Zone 1		1	UEPPB	UEPPR	27.28									
	2W ISDN Digital Grade Loop/2W ISDN Digital Line Side Port - UNE Zone 2		2	UEPPB	UEPPR	37.86									
	2W ISDN Digital Grade Loop/2W ISDN Digital Line Side Port - UNE Zone 3		3	UEPPB	UEPPR	53.84									
	<b>UNE Loop Rates</b>														
	2-Wire ISDN Digital Grade Loop - UNE Zone 1		1	UEPPB	UEPPR	USL2X	19.03								
	2-Wire ISDN Digital Grade Loop - UNE Zone 2		2	UEPPB	UEPPR	USL2X	29.62								
	2-Wire ISDN Digital Grade Loop - UNE Zone 3		3	UEPPB	UEPPR	USL2X	45.60								
	<b>UNE Port Rate</b>														
	Exchange Port - 2-Wire ISDN Line Side Port			UEPPB	UEPPR	UEPPB	8.24	190.01	132.76	100.67	21.28		15.66		
	<b>NONRECURRING CHARGES - CURRENTLY COMBINED</b>														
	2-Wire ISDN Digital Grade Loop / 2-Wire ISDN Line Side Port Combination - Conversion			UEPPB	UEPPR	USACB	0.00	38.51	27.02			15.66			
	<b>ADDITIONAL NRCs</b>														
	<b>LOCAL NUMBER PORTABILITY</b>														
	Local Number Portability (1 per port)			UEPPB	UEPPR	LNPCX	0.35	0.00	0.00						
	<b>B-CHANNEL USER PROFILE ACCESS:</b>														
	CVS/CSD (DMS/5ESS)			UEPPB	UEPPR	U1UCA	0.00	0.00	0.00						
	CVS (EWSD)			UEPPB	UEPPR	U1UCB	0.00	0.00	0.00						
	CSD			UEPPB	UEPPR	U1UCC	0.00	0.00	0.00						
	<b>B-CHANNEL AREA PLUS USER PROFILE ACCESS: (AL,KY,LA,MS SC,MS, &amp; TN)</b>														
	CVS/CSD (DMS/5ESS)			UEPPB	UEPPR	U1UCD	0.00	0.00	0.00						
	CVS (EWSD)			UEPPB	UEPPR	U1UCE	0.00	0.00	0.00						
	CSD			UEPPB	UEPPR	U1UCF	0.00	0.00	0.00						
	<b>USER TERMINAL PROFILE</b>														
	User Terminal Profile (EWSD only)			UEPPB	UEPPR	U1UMA	0.00	0.00	0.00						
	<b>VERTICAL FEATURES</b>														
	All Vertical Features - One per Channel B User Profile			UEPPB	UEPPR	UEPVF	1.98	0.00	0.00						
	<b>INTEROFFICE CHANNEL MILEAGE</b>														
	Interoffice Channel mileage each, including first mile and facilities termination			UEPPB	UEPPR	M1GNC	21.14	40.54	27.41	16.74	6.90				
	Interoffice Channel mileage each, additional mile			UEPPB	UEPPR	M1GNM	0.008838	0.00	0.00			0.00			
	<b>4-WIRE DS1 DIGITAL LOOP WITH 4-WIRE ISDN DS1 DIGITAL TRUNK PORT</b>														
	<b>UNE Port/Loop Combination Rates</b>														
	4W DS1 Digital Loop/4W ISDN DS1 Digital Trunk Port - UNE Zone 1		1	UEPPP			166.87								

UNBUNDLED NETWORK ELEMENTS - Alabama							Attachment: 2		Exhibit: B						
CATEGORY	RATE ELEMENTS	Interim	Zone	BCS	USOC	RATES (\$)	Svc Order Submitted Elec per LSR	Svc Order Submitted Manually per LSR	Incremental Charge - Manual Svc Order vs. Electronic-1st	Incremental Charge - Manual Svc Order vs. Electronic-Add'l	Incremental Charge - Manual Svc Order vs. Electronic-Disc 1st	Incremental Charge - Manual Svc Order vs. Electronic-Disc Add'l			
													Rec	Nonrecurring	
										SOMEc	SOMAN	SOMAN	SOMAN	SOMAN	SOMAN
	4W DS1 Digital Loop/4W ISDN DS1 Digital Trunk Port - UNE Zone 2		2	UEPPP		238.50									
	4W DS1 Digital Loop/4W ISDN DS1 Digital Trunk Port - UNE Zone 3		3	UEPPP		398.85									
<b>UNE Loop Rates</b>															
	4-Wire DS1 Digital Loop - UNE Zone 1		1	UEPPP	USL4P	82.55									
	4-Wire DS1 Digital Loop - UNE Zone 2		2	UEPPP	USL4P	154.18									
	4-Wire DS1 Digital Loop - UNE Zone 3		3	UEPPP	USL4P	314.52									
<b>UNE Port Rate</b>															
	Exchange Ports - 4-Wire ISDN DS1 Port			UEPPP	UEPPP	84.32	456.28	259.10	123.88	31.77		15.66			
<b>NONRECURRING CHARGES - CURRENTLY COMBINED</b>															
	4-Wire DS1 Digital Loop / 4-Wire ISDN DS1 Digital Trunk Port Combination - Conversion -Switch-as-is			UEPPP	USACP	0.00	119.07	78.56				15.66			
<b>ADDITIONAL NRCs</b>															
	4-Wire DS1 Loop/4-W ISDN Digtl Trk Port - Subsqct Actvy-Inward/two way Tel Nos. (except NC)			UEPPP	PR7TF		0.49								
	4-Wire DS1 Loop / 4-Wire ISDN DS1 Digital Trunk Port - Outward Tel Numbers (All States except NC)			UEPPP	PR7TO		11.51								
	4-Wire DS1 Loop / 4-Wire ISDN DS1 Digital Trk Port - Subsequent Inward Tel Numbers			UEPPP	PR7ZT		23.02								
<b>LOCAL NUMBER PORTABILITY</b>															
	Local Number Portability (1 per port)			UEPPP	LNPCN	1.75									
<b>INTERFACE (Provisioning Only)</b>															
	Voice/Data			UEPPP	PR71V	0.00	0.00	0.00							
	Digital Data			UEPPP	PR71D	0.00	0.00	0.00							
	Inward Data			UEPPP	PR71E	0.00	0.00	0.00							
<b>New or Additional "B" Channel</b>															
	New or Additional - Voice/Data B Channel			UEPPP	PR7BV	0.00	14.53								
	New or Additional - Digital Data B Channel			UEPPP	PR7BF	0.00	14.53								
	New or Additional Inward Data B Channel			UEPPP	PR7BD	0.00	14.53								
<b>CALL TYPES</b>															
	Inward			UEPPP	PR7C1	0.00	0.00	0.00							
	Outward			UEPPP	PR7C0	0.00	0.00	0.00							
	Two-way			UEPPP	PR7CC	0.00	0.00	0.00							
<b>Interoffice Channel Mileage</b>															
	Fixed Each Including First Mile			UEPPP	1LN1A	60.34	89.27	81.81	16.35	14.44		15.66			
	Each Airline-Fractional Additional Mile			UEPPP	1LN1B	0.18									
<b>4-WIRE DS1 DIGITAL LOOP WITH 4-WIRE DDITS TRUNK PORT</b>															
<b>UNE Port/Loop Combination Rates</b>															
	4W DS1 Digital Loop/4W DDITS Trunk Port - UNE Zone 1		1	UEPDC		142.64									
	4W DS1 Digital Loop/4W DDITS Trunk Port - UNE Zone 2		2	UEPDC		214.26									
	4W DS1 Digital Loop/4W DDITS Trunk Port - UNE Zone 3		3	UEPDC		374.61									
<b>UNE Loop Rates</b>															
	4-Wire DS1 Digital Loop - UNE Zone 1		1	UEPDC	USLDC	82.55									
	4-Wire DS1 Digital Loop - UNE Zone 2		2	UEPDC	USLDC	154.18									
	4-Wire DS1 Digital Loop - UNE Zone 3		3	UEPDC	USLDC	314.52									
<b>UNE Port Rate</b>															
	4-Wire DDITS Digital Trunk Port			UEPDC	UDD1T	60.09	454.49	253.23	117.29	14.17		15.66			
<b>NONRECURRING CHARGES - CURRENTLY COMBINED</b>															
	4-Wire DS1 Digital Loop / 4-Wire DDITS Trunk Port Combination - Switch-as-is			UEPDC	USAC4		129.49	67.02				15.66			
	4-Wire DS1 Digital Loop / 4-Wire DDITS Trunk Port Combination - Conversion with DS1 Changes			UEPDC	USAWA		129.49	67.02				15.66			
	4-Wire DS1 Digital Loop / 4-Wire DDITS Trunk Port Combination - Conversion with Change - Trunk			UEPDC	USAWB		129.49	67.02				15.66			
<b>ADDITIONAL NRCs</b>															
	4-Wire DS1 Loop / 4-Wire DDITS Trunk Port - NRC - Subsequent Channel Activation/Chan - 2-Way Trunk			UEPDC	UDTTA		14.48	14.48				15.66			

UNBUNDLED NETWORK ELEMENTS - Alabama										Attachment: 2		Exhibit: B			
CATEGORY	RATE ELEMENTS	Interim	Zone	BCS	USOC	RATES (\$)	Svc Order Submitted Elec per LSR	Svc Order Submitted Manually per LSR	Incremental Charge - Manual Svc Order vs. Electronic-1st	Incremental Charge - Manual Svc Order vs. Electronic-Add'l	Incremental Charge - Manual Svc Order vs. Electronic-Disc 1st	Incremental Charge - Manual Svc Order vs. Electronic-Disc Add'l			
													Rec	Nonrecurring	
										SOMEc	SOMAN	SOMAN	SOMAN	SOMAN	SOMAN
	4-Wire DS1 Loop / 4-Wire DDITS Trunk Port - Subsequent Channel Activation/Chan - 1-Way Outward Trunk			UEPDC	UDTTB						15.66				
	4-Wire DS1 Loop / 4-Wire DDITS Trunk Port - Subsqt Channel Activation/Chan Inward Trunk w/out DID			UEPDC	UDTTC						15.66				
	4-Wire DS1 Loop / 4-Wire DDITS Trunk Port - Subsqt Chan Activation Per Chan - Inward Trunk with DID			UEPDC	UDTTD						15.66				
	4-Wire DS1 Loop / 4-Wire DDITS Trunk Port - Subsqt Chan Activation / Chan - 2-Way DID w User Trans			UEPDC	UDTTE						15.66				
<b>BIPOLAR 8 ZERO SUBSTITUTION</b>															
	B8ZS -Superframe Format			UEPDC	CCOSF						0.00				
	B8ZS - Extended Superframe Format			UEPDC	CCOEF						0.00				
<b>Alternate Mark Inversion</b>															
	AMI -Superframe Format			UEPDC	MCOSF						0.00				
	AMI - Extended SuperFrame Format			UEPDC	MCOPO						0.00				
<b>Telephone Number/Trunk Group Establishment Charges</b>															
	Telephone Number for 2-Way Trunk Group			UEPDC	UDTGX						0.00				
	Telephone Number for 1-Way Outward Trunk Group			UEPDC	UDTGY						0.00				
	Telephone Number for 1-Way Inward Trunk Group Without DID			UEPDC	UDTGZ						0.00				
	DID Numbers for each Group of 20 DID Numbers			UEPDC	ND4			0.00			0.00				
	DID Numbers, Non- consecutive DID Numbers , Per Number			UEPDC	ND5			0.00			0.00				
	Reserve Non-Consecutive DID Nos.			UEPDC	ND6			0.00		0.00	0.00				
	Reserve DID Numbers			UEPDC	NDV			0.00		0.00	0.00				
<b>Dedicated DS1 (Interoffice Channel Mileage) - FX/FCO for 4-Wire DS1 Digital Loop with 4-Wire DDITS Trunk Port</b>															
	Interoffice Channel Mileage - Fixed rate 0-8 miles (Facilities Termination)			UEPDC	1LNO1		60.16	89.27	81.81	16.35	14.44			15.66	
	Interoffice Channel Mileage - Additional rate per mile - 0-8 miles			UEPDC	1LNOA		0.18	0.00	0.00						
	Interoffice Channel Mileage - Fixed rate 9-25 miles (Facilities Termination)			UEPDC	1LNO2		0.00	0.00	0.00						
	Interoffice Channel Mileage - Additional rate per mile - 9-25 miles			UEPDC	1LNOB		0.18	0.00	0.00						
	Interoffice Channel Mileage - Fixed rate 25+ miles (Facilities Termination)			UEPDC	1LNO3		0.00	0.00	0.00	0.00					
	Interoffice Channel Mileage - Additional rate per mile - 25+ miles			UEPDC	1LNOC		0.18	0.00	0.00						
	Local Number Portability, per DS0 Activated			UEPDC	LNPCP		3.15	0.00	0.00	0.00					
	Central Office Terminating Point			UEPDC	CTG		0.00								
<b>4-WIRE DS1 LOOP WITH CHANNELIZATION WITH PORT</b>															
<b>System is 1 DS1 Loop, 1 D4 Channel Bank, and up to 24 Feature Activations</b>															
<b>Each System can have up to 24 combinations of rates depending on type and number of ports used</b>															
<b>UNE DS1 Loop</b>															
	4-Wire DS1 Loop - UNE Zone 1		1	UEPMG	USLDC		82.55	0.00	0.00						
	4-Wire DS1 Loop - UNE Zone 2		2	UEPMG	USLDC		154.18	0.00	0.00						
	4-Wire DS1 Loop - UNE Zone 3		3	UEPMG	USLDC		314.52	0.00	0.00						
<b>UNE DSO Channelization Capacities (D4 Channel Bank Configurations)</b>															
	24 DSO Channel Capacity - 1 per DS1			UEPMG	VUM24		101.40	0.00	0.00						
	48 DSO Channel Capacity - 1 per 2 DS1s			UEPMG	VUM48		202.80	0.00	0.00						
	96 DSO Channel Capacity -1per 4 DS1s			UEPMG	VUM96		405.60	0.00	0.00						
	144 DSO Channel Capacity - 1 per 6 DS1s			UEPMG	VUM144		608.40	0.00	0.00						
	192 DSO Channel Capacity -1 per 8 DS1s			UEPMG	VUM192		811.20	0.00	0.00						
	240 DSO Channel Capacity - 1 per 10 DS1s			UEPMG	VUM240		1,014.00	0.00	0.00						
	288 DSO Channel Capacity - 1 per 12 DS1s			UEPMG	VUM288		1,216.80	0.00	0.00						
	384 DSO Channel Capacity - 1 per 16 DS1s			UEPMG	VUM384		1,622.40	0.00	0.00						
	480 DSO Channel Capacity - 1 per 20 DS1s			UEPMG	VUM480		2,028.00	0.00	0.00						
	576 DSO Channel Capacity -1 per 24 DS1s			UEPMG	VUM576		2,433.60	0.00	0.00						
	672 DSO Channel Capacity - 1 per 28 DS1s			UEPMG	VUM672		2,839.20	0.00	0.00						
<b>Non-Recurring Charges (NRC) Associated with 4-Wire DS1 Loop with Channelization with Port - Conversion Charge Based on a System</b>															
<b>A Minimum System configuration is One (1) DS1, One (1) D4 Channel Bank, and Up To 24 DSO Ports with Feature Activations.</b>															
<b>Multiples of this configuration functioning as one are considered Add'l after the minimum system configuration is counted.</b>															



UNBUNDLED NETWORK ELEMENTS - Alabama										Attachment: 2		Exhibit: B			
CATEGORY	RATE ELEMENTS	Interim	Zone	BCS	USOC	RATES (\$)				Svc Order Submitted Elec per LSR	Svc Order Submitted Manually per LSR	Incremental Charge - Manual Svc Order vs. Electronic-1st	Incremental Charge - Manual Svc Order vs. Electronic-Add'l	Incremental Charge - Manual Svc Order vs. Electronic-Disc 1st	Incremental Charge - Manual Svc Order vs. Electronic-Disc Add'l
						Rec	Nonrecurring		Nonrecurring Disconnect						
							First	Add'l	First	Add'l	SOMEc	SOMAN	SOMAN	SOMAN	SOMAN
	NRC - Conversion (Currently Combined) with or without BellSouth Allowed Changes			UEPMG	USAC4	0.00	150.48	8.36				15.66			
<b>System Additions at End User Locations Where 4-Wire DS1 Loop with Channelization with Port Combination Currently Exists and New (Not Currently Combined) in all states, except in Density Zone 1 of Top 8 MSA's</b>															
	1 DS1/D4 Channel Bank - Additionally Add NRC for each Port and Assoc Fea Activation			UEPMG	VUMD4	0.00	716.11	468.04	148.75	17.65		15.66			
<b>Bipolar 8 Zero Substitution</b>															
	Clear Channel Capability Format, superframe - Subsequent Activity Only			UEPMG	CCOSF	0.00	0.00	600.00							
	Clear Channel Capability Format - Extended Superframe - Subsequent Activity Only			UEPMG	CCOEF	0.00	0.00	600.00							
<b>Alternate Mark Inversion (AMI)</b>															
	Superframe Format			UEPMG	MCOSF	0.00	0.00	0.00							
	Extended Superframe Format			UEPMG	MCOPO	0.00	0.00	0.00							
<b>Exchange Ports Associated with 4-Wire DS1 Loop with Channelization with Port Exchange Ports</b>															
	Line Side Combination Channelized PBX Trunk Port - Business			UEPPX	UEPCX	1.15	0.00	0.00	0.00	0.00		15.66			
	Line Side Outward Channelized PBX Trunk Port - Business			UEPPX	UEPOX	1.15	0.00	0.00	0.00	0.00		15.66			
	Line Side Inward Only Channelized PBX Trunk Port without DID			UEPPX	UEP1X	1.15	0.00	0.00	0.00	0.00		15.66			
	2-Wire Trunk Side Unbundled Channelized DID Trunk Port			UEPPX	UEPDM	8.05	0.00	0.00	0.00	0.00		15.66			
	Unbundled Exchange Ports, 2-Wire Channelized - Outdial - (AL, KY, LA, MS, & TN)(Conversion from Network Access Service)			UEPPX	UEPCY	1.15						15.66			
	Unbundled Exchange Ports, 2-Wire Channelized - Combination (AL, KY, LA, MS, & TN) (Conversion from Network Access Service)			UEPPX	UEPCT	1.15						15.66			
	2-Wire Channelized PBX Area Calling Service Combination Port (AL Only)			UEPPX	UEPA4	1.15	0.00	0.00				15.66			
	2 Wire Channelized PBX Area Calling Service Outgoing Only Port (AL Only)			UEPPX	UEPA3	1.15	0.00	0.00				15.66			
<b>Feature Activations - Unbundled Loop Concentration</b>															
	Feature (Service) Activation for each Line Port Terminated in D4 Bank			UEPPX	1PQWM	0.56	54.55					15.66			
	Feature (Service) Activation for each Trunk Port Terminated in D4 Bank			UEPPX	1PQUW	0.56	77.03					15.66			
<b>Telephone Number/ Group Establishment Charges for DID Service</b>															
	DID Trunk Termination (1 per Port)			UEPPX	NDT	0.00	0.00	0.00							
	DID Numbers - groups of 20 - Valid all States			UEPPX	ND4	0.00	0.00	0.00							
	Non-Consecutive DID Numbers - per number			UEPPX	ND5	0.00	0.00	0.00							
	Reserve Non-Consecutive DID Numbers			UEPPX	ND6	0.00	0.00	0.00							
	Reserve DID Numbers			UEPPX	NDV	0.00	0.00	0.00							
<b>Local Number Portability</b>															
	Local Number Portability - 1 per port			UEPPX	LNPCP	3.15	0.00	0.00							
<b>FEATURES - Vertical and Optional</b>															
<b>Local Switching Features Offered with Line Side Ports Only</b>															
	All Features Available			UEPPX	UEPVF	1.98	0.00	0.00							
	2-Wire Voice Unbundled Alabama Business Dialing Plan without Caller ID			UEPBX	UEPWB	14.00	90.00	90.00				15.66			
<b>2-WIRE VOICE LOOP/ 2WIRE VOICE GRADE IO TRANSPORT/ 2-WIRE LINE PORT (RES)</b>															
<b>UNE Port/Loop Combination Rates</b>															
	2-Wire VG Loop/IO Transport/Port Combo - Zone 1		1				28.38								
	2-Wire VG Loop/IO Transport/Port Combo - Zone 2		2				36.85								
	2-Wire VG Loop/IO Transport/Port Combo - Zone 3		3				50.14								
<b>UNE Loop Rates</b>															
	2-Wire Voice Grade Loop (SL2) - Zone 1		1	UEPFR	UECF2		14.38								
	2-Wire Voice Grade Loop (SL2) - Zone 2		2	UEPFR	UECF2		22.85								
	2-Wire Voice Grade Loop (SL2) - Zone 3		3	UEPFR	UECF2		36.14								

UNBUNDLED NETWORK ELEMENTS - Alabama											Attachment: 2		Exhibit: B									
CATEGORY	RATE ELEMENTS	Interim	Zone	BCS	USOC	RATES (\$)	Svc Order Submitted Elec per LSR	Svc Order Submitted Manually per LSR	Incremental Charge - Manual Svc Order vs. Electronic-1st	Incremental Charge - Manual Svc Order vs. Electronic-Add'l	Incremental Charge - Manual Svc Order vs. Electronic-Disc 1st	Incremental Charge - Manual Svc Order vs. Electronic-Disc Add'l										
													Rec	Nonrecurring		Nonrecurring Disconnect		OSS Rates (\$)				
							First	Add'l	First	Add'l	SOMEc	SOMAN	SOMAN	SOMAN	SOMAN	SOMAN						
<b>2-Wire Voice Grade Line Port Rates (Res)</b>																						
	2-Wire voice unbundled port - residence			UEPFR	UEPRL	14.00	125.00	80.00	70.00	15.00		15.66										
	2-Wire voice unbundled port with Caller ID - res			UEPFR	UEPRC	14.00	125.00	80.00	70.00	15.00		15.66										
	2-Wire voice unbundled port outgoing only - res			UEPFR	UEPRO	14.00	125.00	80.00	70.00	15.00		15.66										
	2-Wire voice Grade unbundled Alabama extended local dialing parity port with Caller ID - res			UEPFR	UEPAR	14.00	125.00	80.00	70.00	15.00		15.66										
	2-Wire voice unbundles res, low usage line port with Caller ID (LUM)			UEPFR	UEPAP	14.00	125.00	80.00	70.00	15.00		15.66										
	2-Wire Voice Unbundled Alabama Residence Dialing Plan without Caller ID			UEPFR	UEPWA	14.00	125.00	80.00	70.00	15.00		15.66										
<b>INTEROFFICE TRANSPORT</b>																						
	Interoffice Transport - Dedicated - 2 Wire Voice Grade - Facility Termination			UEPFR	U1TV2	21.13	40.54	27.41	16.74	6.90												
	Interoffice Transport - Dedicated - 2 Wire Voice Grade - Per Mile or Fraction Mile			UEPFR	1L5XX	0.008838																
<b>FEATURES</b>																						
	All Features Offered			UEPFR	UEPVF	0.00	0.00	0.00				15.66										
<b>LOCAL NUMBER PORTABILITY</b>																						
	Local Number Portability (1 per port)			UEPFR	LNPCX	0.35																
<b>NONRECURRING CHARGES (NRCs) - CURRENTLY COMBINED</b>																						
	2-Wire Loop / Dedicated IO Transport / 2 Wire Line Port Combination - Conversion - Switch-as-is			UEPFR	USAC2		8.48	1.87				15.66										
	2-Wire Loop / Dedicated IO Transport / 2 Wire Line Port Combination - Conversion - Switch-With-Change			UEPFR	USACC		8.48	1.87				15.66										
<b>2-WIRE VOICE LOOP/ 2WIRE VOICE GRADE IO TRANSPORT/ 2-WIRE LINE PORT (BUS)</b>																						
<b>UNE Port/Loop Combination Rates</b>																						
	2-Wire VG Loop/IO Tranport/Port Combo - Zone 1		1			28.38																
	2-Wire VG Loop/IO Tranport/Port Combo - Zone 2		2			36.85																
	2-Wire VG Loop/IO Tranport/Port Combo - Zone 3		3			50.14																
<b>UNE Loop Rates</b>																						
	2-Wire Voice Grade Loop (SL2) - Zone 1		1	UEPFB	UECF2	14.38																
	2-Wire Voice Grade Loop (SL2) - Zone 2		2	UEPFB	UECF2	22.85																
	2-Wire Voice Grade Loop (SL2) - Zone 3		3	UEPFB	UECF2	36.14																
<b>2-Wire Voice Grade Line Port (Bus)</b>																						
	2-Wire voice unbundled port without Caller ID - bus			UEPFB	UEPBL	14.00	125.00	80.00	70.00	15.00		15.66										
	2-Wire voice unbundled port with Caller + E484 ID - bus			UEPFB	UEPBC	14.00	125.00	80.00	70.00	15.00		15.66										
	2-Wire voice unbundled port outgoing only - bus			UEPFB	UEPBO	14.00	125.00	80.00	70.00	15.00		15.66										
	2-Wire voice Grade unbundled Alabama extended local dialing parity port with Caller ID - bus			UEPFB	UEPAW	14.00	125.00	80.00	70.00	15.00		15.66										
	2-Wire voice unbundled incoming only port with Caller ID - Bus			UEPFB	UEPB1	14.00	125.00	80.00	70.00	15.00		15.66										
	2-Wire Voice Unbundled Alabama Business Dialing Plan without Caller ID			UEPFB	UEPWB	14.00	125.00	80.00	70.00	15.00		15.66										
<b>LOCAL NUMBER PORTABILITY</b>																						
	Local Number Portability (1 per port)			UEPFB	LNPCX	0.35																
<b>INTEROFFICE TRANSPORT</b>																						
	Interoffice Transport - Dedicated - 2 Wire Voice Grade - Facility Termination			UEPFB	U1TV2	21.13	40.54	27.41	16.74	6.90												
	Interoffice Transport - Dedicated - 2 Wire Voice Grade - Per Mile or Fraction Mile			UEPFB	1L5XX	0.008838																
<b>FEATURES</b>																						
	All Features Offered			UEPFB	UEPVF	0.00	0.00	0.00				15.66										
<b>NONRECURRING CHARGES (NRCs) - CURRENTLY COMBINED</b>																						
	2-Wire Loop / Dedicated IO Transport / 2 Wire Line Port Combination - Conversion - Switch-as-is			UEPFB	USAC2		8.48	1.87				15.66										
	2-Wire Loop / Dedicated IO Transport / 2 Wire Line Port Combination - Conversion - Switch with change			UEPFB	USACC		8.48	1.87				15.66										
<b>2-WIRE VOICE GRADE LOOP WITH 2-WIRE LINE PORT (BUS - PBX)</b>																						
<b>UNE Port/Loop Combination Rates</b>																						
	2-Wire VG Loop/IO Tranport/Port Combo - Zone 1		1			28.38																

UNBUNDLED NETWORK ELEMENTS - Alabama							Attachment: 2		Exhibit: B						
CATEGORY	RATE ELEMENTS	Interim	Zone	BCS	USOC	RATES (\$)	Svc Order Submitted Elec per LSR	Svc Order Submitted Manually per LSR	Incremental Charge - Manual Svc Order vs. Electronic-1st	Incremental Charge - Manual Svc Order vs. Electronic-Add'l	Incremental Charge - Manual Svc Order vs. Electronic-Disc 1st	Incremental Charge - Manual Svc Order vs. Electronic-Disc Add'l			
													Rec	Nonrecurring	
										SOMEc	SOMAN	SOMAN	SOMAN	SOMAN	SOMAN
	2-Wire VG Loop/IO Transport/Port Combo - Zone 2		2			36.85									
	2-Wire VG Loop/IO Transport/Port Combo - Zone 3		3			50.14									
<b>UNE Loop Rates</b>															
	2-Wire Voice Grade Loop (SL2) - Zone 1		1	UEPFP	UECF2	14.38									
	2-Wire Voice Grade Loop (SL2) - Zone 2		2	UEPFP	UECF2	22.85									
	2-Wire Voice Grade Loop (SL2) - Zone 3		3	UEPFP	UECF2	36.14									
<b>2-Wire Voice Grade Line Port Rates (BUS - PBX)</b>															
	Line Side Unbundled Combination 2-Way PBX Trunk Port - Bus			UEPFP	UEPPC	14.00	119.27	69.85	61.18	8.34		15.66			
	Line Side Unbundled Outward PBX Trunk Port - Bus			UEPFP	UEPPO	14.00	119.27	69.85	61.18	8.34		15.66			
	Line Side Unbundled Incoming PBX Trunk Port - Bus			UEPFP	UEPP1	14.00	119.27	69.85	61.18	8.34		15.66			
	2-Wire Voice Unbundled 2-Way Combination PBX Alabama Calling Port			UEPFP	UEPA2	14.00	119.27	69.85	61.18	8.34		15.66			
	2-Wire Voice Unbundled PBX LD Terminal Ports			UEPFP	UEPLD	14.00	119.27	69.85	61.18	8.34		15.66			
	2-Wire Voice Unbundled 2-Way Combination PBX Usage Port			UEPFP	UEPXA	14.00	119.27	69.85	61.18	8.34		15.66			
	2-Wire Voice Unbundled PBX Toll Terminal Hotel Ports			UEPFP	UEPXB	14.00	119.27	69.85	61.18	8.34		15.66			
	2-Wire Voice Unbundled PBX LD DDD Terminals Port			UEPFP	UEPXC	14.00	119.27	69.85	61.18	8.34		15.66			
	2-Wire Voice Unbundled PBX LD Terminal Switchboard Port			UEPFP	UEPXD	14.00	119.27	69.85	61.18	8.34		15.66			
	2-Wire Voice Unbundled PBX LD Terminal Switchboard IDD Capable Port			UEPFP	UEPXE	14.00	119.27	69.85	61.18	8.34		15.66			
	2-Wire Voice Unbundled 2-Way PBX Hotel/Hospital Economy Administrative Calling Port			UEPFP	UEPXL	14.00	119.27	69.85	61.18	8.34		15.66			
	2-Wire Voice Unbundled 2-Way PBX Hotel/Hospital Economy Room Calling Port			UEPFP	UEPXM	14.00	119.27	69.85	61.18	8.34		15.66			
	2-Wire Voice Unbundled 1-Way Outgoing PBX Hotel/Hospital Discount Room Calling Port			UEPFP	UEPXO	14.00	119.27	69.85	61.18	8.34		15.66			
	2-Wire Voice Unbundled 1-Way Outgoing PBX Measured Port			UEPFP	UEPXS	14.00	119.27	69.85	61.18	8.34		15.66			
<b>LOCAL NUMBER PORTABILITY</b>															
	Local Number Portability (1 per port)			UEPFP	LNPCP	3.15	0.00	0.00				15.66			
<b>INTEROFFICE TRANSPORT</b>															
	Interoffice Transport - Dedicated - 2 Wire Voice Grade - Facility Termination			UEPFP	U1TV2	21.13	40.54	27.41	16.74	6.90					
	Interoffice Transport - Dedicated - 2 Wire Voice Grade - Per Mile or Fraction Mile			UEPFP	1L5XX	0.008838									
<b>FEATURES</b>															
	All Features Offered			UEPFP	UEPVF	0.00	0.00	0.00				15.66			
<b>NONRECURRING CHARGES (NRCs) - CURRENTLY COMBINED</b>															
	2-Wire Loop / Dedicated IO Transport / 2 Wire Line Port Combination - Conversion - Switch-as-is			UEPFP	USAC2		8.48	1.87				15.66			
	2-Wire Loop / Dedicated IO Transport / 2 Wire Line Port Combination - Conversion - Switch with change			UEPFP	USACC		8.48	1.87				15.66			
<b>UNE Loop Rates</b>															
<b>UNBUNDLED CENTREX PORT/LOOP COMBINATIONS - COST BASED RATES</b>															
1. Cost Based Rates are applied where BellSouth is required by FCC and/or State Commission rule to provide Unbundled Local Switching or Switch Ports.															
2. Features shall apply to the Unbundled Port/Loop Combination - Cost Based Rate section in the same manner as they are applied to the Stand-Alone Unbundled Port section of this Rate Exhibit.															
3. End Office and Tandem Switching Usage and Common Transport Usage rates in the Port section of this rate exhibit shall apply to all combinations of loop/port network elements except for UNE Coin Port/Loop Combinations.															
4. The first and additional Port nonrecurring charges apply to Not Currently Combined Combos. For Currently Combined Combos, the nonrecurring charges shall be those identified in the Nonrecurring - Currently Combined sections. Additional NRCs may apply also and are categorized accordingly.															
5. Market Rates for Unbundled Centrex Port/Loop Combination will be negotiated on an Individual Case Basis, until further notice.															
<b>UNE-P CENTREX - 1AESS - (Valid in AL,FL,GA,KY,LA,MS,&amp;TN only)</b>															
<b>2-Wire VG Loop/2-Wire Voice Grade Port (Centrex) Combo</b>															
<b>UNE Port/Loop Combination Rates (Non-Design)</b>															
	2-Wire VG Loop/2-Wire Voice Grade Port (Centrex) Port Combo - Non-Design		1	UEP91		12.70									
	2-Wire VG Loop/2-Wire Voice Grade Port (Centrex)Port Combo - Non-Design		2	UEP91		21.19									
	2-Wire VG Loop/2-Wire Voice Grade Port (Centrex)Port Combo - Non-Design		3	UEP91		34.80									
<b>UNE Port/Loop Combination Rates (Design)</b>															

UNBUNDLED NETWORK ELEMENTS - Alabama											Attachment: 2		Exhibit: B			
CATEGORY	RATE ELEMENTS	Interim	Zone	BCS	USOC	RATES (\$)	Svc Order Submitted Elec per LSR	Svc Order Submitted Manually per LSR	Incremental Charge - Manual Svc Order vs. Electronic-1st	Incremental Charge - Manual Svc Order vs. Electronic-Add'l	Incremental Charge - Manual Svc Order vs. Electronic-Disc 1st	Incremental Charge - Manual Svc Order vs. Electronic-Disc Add'l	OSS Rates (\$)			
													Rec	Nonrecurring		Nonrecurring Disconnect
						Rec	First	Add'l	First	Add'l	SOME C	SOMAN	SOMAN	SOMAN	SOMAN	
	2-Wire VG Loop/2-Wire Voice Grade Port (Centrex) Port Combo - Design		1	UEP91		15.53										
	2-Wire VG Loop/2-Wire Voice Grade Port (Centrex)Port Combo - Design		2	UEP91		24.00										
	2-Wire VG Loop/2-Wire Voice Grade Port (Centrex)Port Combo - Design		3	UEP91		37.29										
<b>UNE Loop Rate</b>																
	2-Wire Voice Grade Loop (SL 1) - Zone 1		1	UEP91	UECS1	11.55										
	2-Wire Voice Grade Loop (SL 1) - Zone 2		2	UEP91	UECS1	20.04										
	2-Wire Voice Grade Loop (SL 1) - Zone 3		3	UEP91	UECS1	33.65										
	2-Wire Voice Grade Loop (SL 2) - Zone 1		1	UEP91	UECS2	14.38										
	2-Wire Voice Grade Loop (SL 2) - Zone 2		2	UEP91	UECS2	22.85										
	2-Wire Voice Grade Loop (SL 2) - Zone 3		3	UEP91	UECS2	36.14										
<b>UNE Ports</b>																
<b>All States (Except North Carolina and Sout Carolina)</b>																
	2-Wire Voice Grade Port (Centrex ) Basic Local Area			UEP91	UEPYA	1.15	40.19	19.83	24.91	6.63		15.66				
	2-Wire Voice Grade Port (Centrex 800 termination)Basic Local Area			UEP91	UEPYB	1.15	40.19	19.83	24.91	6.63		15.66				
	2-Wire Voice Grade Port (Centrex with Caller ID)1Basic Local Area			UEP91	UEPYH	1.15	40.19	19.83	24.91	6.63		15.66				
	2-Wire Voice Grade Port (Centrex from diff Serving Wire Center)2 Basic Local Area			UEP91	UEPYM	1.15	90.38	57.27	48.66	8.77		15.66				
	2-Wire Voice Grade Port, Diff Serving Wire Center - 800 Service Term - Basic Local Area			UEP91	UEPYZ	1.15	90.38	57.27	48.66	8.77		15.66				
	2-Wire Voice Grade Port terminated in on Megalink or equivalent - Basic Local Area			UEP91	UEPY9	1.15	40.19	19.83	24.91	6.63		15.66				
	2-Wire Voice Grade Port Terminated on 800 Service Term - Basic Local Area			UEP91	UEPY2	1.15	40.19	19.83	24.91	6.63		15.66				
<b>AL, KY, LA, MS, &amp; TN Only</b>																
	2-Wire Voice Grade Port (Centrex )			UEP91	UEPQA	1.15	40.19	19.83	24.91	6.63		15.66				
	2-Wire Voice Grade Port (Centrex 800 termination)			UEP91	UEPQB	1.15	40.19	19.83	24.91	6.63		15.66				
	2-Wire Voice Grade Port (Centrex with Caller ID)1			UEP91	UEPQH	1.15	40.19	19.83	24.91	6.63		15.66				
	2-Wire Voice Grade Port (Centrex from diff Serving Wire Center)2			UEP91	UEPQM	1.15	90.38	57.27	48.66	8.77		15.66				
	2-Wire Voice Grade Port, Diff Serving Wire Center - 800 Service Term			UEP91	UEPQZ	1.15	90.38	57.27	48.66	8.77		15.66				
	2-Wire Voice Grade Port terminated in on Megalink or equivalent			UEP91	UEPQ9	1.15	40.19	19.83	24.91	6.63		15.66				
	2-Wire Voice Grade Port Terminated on 800 Service Term			UEP91	UEPQ2	1.15	40.19	19.83	24.91	6.63		15.66				
<b>Local Switching</b>																
	Centrex Intercom Functionality, per port			UEP91	URECS	0.5488										
<b>Local Number Portability</b>																
	Local Number Portability (1 per port)			UEP91	LNPC	0.35										
<b>Features</b>																
	All Standard Features Offered, per port			UEP91	UEPVF	1.98										
	All Select Features Offered, per port			UEP91	UEPVS	0.00	405.52									
	All Centrex Control Features Offered, per port			UEP91	UEPVC	1.98										
<b>NARS</b>																
	Unbundled Network Access Register - Combination			UEP91	UARCX	0.00	0.00	0.00								
	Unbundled Network Access Register - Indial			UEP91	UAR1X	0.00	0.00	0.00								
	Unbundled Network Access Register - Outdial			UEP91	UAROX	0.00	0.00	0.00								
<b>Miscellaneous Terminations</b>																
<b>2-Wire Trunk Side</b>																
	Trunk Side Terminations, each			UEP91	CENA6	8.05	119.31	18.74	59.90	3.76		15.66				
<b>Interoffice Channel Mileage - 2-Wire</b>																
	Interoffice Channel Facilities Termination - Voice Grade			UEP91	M1GBC	21.13	40.54	27.41	16.74	6.90		15.66				
	Interoffice Channel mileage, per mile or fraction of mile			UEP91	M1GBM	0.008838										
<b>Feature Activations (DS0) Centrex Loops on Channelized DS1 Service</b>																
<b>D4 Channel Bank Feature Activations</b>																

UNBUNDLED NETWORK ELEMENTS - Alabama											Attachment: 2		Exhibit: B					
CATEGORY	RATE ELEMENTS	Interim	Zone	BCS	USOC	RATES (\$)	Svc Order Submitted Elec per LSR	Svc Order Submitted Manually per LSR	Incremental Charge - Manual Svc Order vs. Electronic-1st	Incremental Charge - Manual Svc Order vs. Electronic-Add'l	Incremental Charge - Manual Svc Order vs. Electronic-Disc 1st	Incremental Charge - Manual Svc Order vs. Electronic-Disc Add'l						
													Rec	Nonrecurring		Nonrecurring Disconnect		OSS Rates (\$)
							First	Add'l	First	Add'l	SOMEc	SOMAN	SOMAN	SOMAN	SOMAN	SOMAN		
	Feature Activation on D-4 Channel Bank Centrex Loop Slot			UEP91	1PQWS	0.56												
	Feature Activation on D-4 Channel Bank FX line Side Loop Slot			UEP91	1PQW6	0.56												
	Feature Activation on D-4 Channel Bank FX Trunk Side Loop Slot			UEP91	1PQW7	0.56												
	Feature Activation on D-4 Channel Bank Centrex Loop Slot - Different Wire Center			UEP91	1PQWP	0.56												
	Feature Activation on D-4 Channel Bank Private Line Loop Slot			UEP91	1PQWV	0.56												
	Feature Activation on D-4 Channel Bank Tjje Line/Trunk Loop Slot			UEP91	1PQWQ	0.56												
	Feature Activation on D-4 Channel Bank WATS Loop Slot			UEP91	1PQWA	0.56												
<b>Non-Recurring Charges (NRC) Associated with UNE-P Centrex</b>																		
	Conversion - Currently Combined Switch-As-Is with allowed changes, per port			UEP91	USAC2				0.10	0.10						15.66		
	Conversion of Existing Centrex Common Block			UEP91	USACN				37.75	16.58						15.66		
	New Centrex Standard Common Block			UEP91	M1ACS	0.00			667.21							15.66		
	New Centrex Customized Common Block			UEP91	M1ACC	0.00			667.21							15.66		
	Secondary Block, per Block			UEP91	M2CC1	0.00			78.02							15.66		
	NAR Establishment Charge, Per Occasion			UEP91	URECA	0.00			72.73							15.66		
<b>UNE-P CENTREX - 5ESS (Valid in All States)</b>																		
<b>2-Wire VG Loop/2-Wire Voice Grade Port (Centrex) Combo</b>																		
<b>UNE Port/Loop Combination Rates (Non-Design)</b>																		
	2-Wire VG Loop/2-Wire Voice Grade Port (Centrex) Port Combo - Non-Design		1	UEP95		12.70												
	2-Wire VG Loop/2-Wire Voice Grade Port (Centrex)Port Combo - Non-Design		2	UEP95		21.19												
	2-Wire VG Loop/2-Wire Voice Grade Port (Centrex)Port Combo - Non-Design		3	UEP95		34.80												
<b>UNE Port/Loop Combination Rates (Design)</b>																		
	2-Wire VG Loop/2-Wire Voice Grade Port (Centrex) Port Combo - Design		1	UEP95		15.53												
	2-Wire VG Loop/2-Wire Voice Grade Port (Centrex)Port Combo - Design		2	UEP95		24.00												
	2-Wire VG Loop/2-Wire Voice Grade Port (Centrex)Port Combo - Design		3	UEP95		37.29												
<b>UNE Loop Rate</b>																		
	2-Wire Voice Grade Loop (SL 1) - Zone 1		1	UEP95	UECS1	11.55												
	2-Wire Voice Grade Loop (SL 1) - Zone 2		2	UEP95	UECS1	20.04												
	2-Wire Voice Grade Loop (SL 1) - Zone 3		3	UEP95	UECS1	33.65												
	2-Wire Voice Grade Loop (SL 2) - Zone 1		1	UEP95	UECS2	14.38												
	2-Wire Voice Grade Loop (SL 2) - Zone 2		2	UEP95	UECS2	22.85												
	2-Wire Voice Grade Loop (SL 2) - Zone 3		3	UEP95	UECS2	36.14												
<b>UNE Port Rate</b>																		
<b>All States</b>																		
	2-Wire Voice Grade Port (Centrex ) Basic Local Area			UEP95	UEPYA	1.15	40.19	19.83	24.91	6.63		15.66						
	2-Wire Voice Grade Port (Centrex 800 termination)			UEP95	UEPYB	1.15	40.19	19.83	24.91	6.63		15.66						
	2-Wire Voice Grade Port (Centrex with Caller ID)1Basic Local Area			UEP95	UEPYH	1.15	40.19	19.83	24.91	6.63		15.66						
	2-Wire Voice Grade Port (Centrex from diff Serving Wire Center)2 Basic Local Area			UEP95	UEPYM	1.15	90.38	57.27	48.66	8.77		15.66						
	2-Wire Voice Grade Port, Diff Serving Wire Center - 800 Service Term - Basic Local Area			UEP95	UEPYZ	1.15	90.38	57.27	48.66	8.77		15.66						
	2-Wire Voice Grade Port terminated in on Megalink or equivalent - Basic Local Area			UEP95	UEPY9	1.15	40.19	19.83	24.91	6.63		15.66						
	2-Wire Voice Grade Port Terminated on 800 Service Term - Basic Local Area			UEP95	UEPY2	1.15	40.19	19.83	24.91	6.63		15.66						
<b>AL, KY, LA, MS, SC, &amp; TN Only</b>																		
	2-Wire Voice Grade Port (Centrex )			UEP95	UEPQA	1.15	40.19	19.83	24.91	6.63		15.66						

UNBUNDLED NETWORK ELEMENTS - Alabama											Attachment: 2		Exhibit: B			
CATEGORY	RATE ELEMENTS	Interim	Zone	BCS	USOC	RATES (\$)					Svc Order Submitted Elec per LSR	Svc Order Submitted Manually per LSR	Incremental Charge - Manual Svc Order vs. Electronic-1st	Incremental Charge - Manual Svc Order vs. Electronic-Add'l	Incremental Charge - Manual Svc Order vs. Electronic-Disc 1st	Incremental Charge - Manual Svc Order vs. Electronic-Disc Add'l
						Rec	Nonrecurring		Nonrecurring Disconnect							
							First	Add'l	First	Add'l	SOMEc	SOMAN	SOMAN	SOMAN	SOMAN	
	2-Wire Voice Grade Port (Centrex 800 termination)			UEP95	UEPQB	1.15	40.19	19.83	24.91	6.63		15.66				
	2-Wire Voice Grade Port (Centrex with Caller ID)1			UEP95	UEPQH	1.15	40.19	19.83	24.91	6.63		15.66				
	2-Wire Voice Grade Port (Centrex from diff Serving Wire Center)2			UEP95	UEPQM	1.15	90.38	57.27	48.66	8.77		15.66				
	2-Wire Voice Grade Port, Diff Serving Wire Center - 800 Service Term			UEP95	UEPQZ	1.15	90.38	57.27	48.66	8.77		15.66				
	2-Wire Voice Grade Port terminated in on Megalink or equivalent			UEP95	UEPQ9	1.15	40.19	19.83	24.91	6.63		15.66				
	2-Wire Voice Grade Port Terminated on 800 Service Term			UEP95	UEPQ2	1.15	40.19	19.83	24.91	6.63		15.66				
	<b>Local Switching</b>															
	Centrex Intercom Functionality, per port			UEP95	URECS	0.5488										
	<b>Local Number Portability</b>															
	Local Number Portability (1 per port)			UEP95	LNPCc	0.35										
	<b>Features</b>															
	All Standard Features Offered, per port			UEP95	UEPVF	1.98										
	All Select Features Offered, per port			UEP95	UEPVS	0.00	405.52									
	All Centrex Control Features Offered, per port			UEP95	UEPVC	1.98										
	<b>NARS</b>															
	Unbundled Network Access Register - Combination			UEP95	UARCX	0.00	0.00	0.00								
	Unbundled Network Access Register - Indial			UEP95	UAR1X	0.00	0.00	0.00								
	Unbundled Network Access Register - Outdial			UEP95	UAROx	0.00	0.00	0.00								
	<b>Miscellaneous Terminations</b>															
	<b>2-Wire Trunk Side</b>															
	Trunk Side Terminations, each			UEP95	CEND6	8.05	119.31	18.74	59.90	3.76		15.66				
	<b>4-Wire Digital (1,544 Megabits)</b>															
	DS1 Circuit Terminations, each			UEP95	M1HD1	60.09	202.02	95.69	72.59	2.46		15.66				
	DS0 Channels Activated, each			UEP95	M1HDO	0.00	14.46					15.66				
	<b>Interoffice Channel Mileage - 2-Wire</b>															
	Interoffice Channel Facilities Termination			UEP95	MIGBC	21.13	40.54	27.41	16.74	6.90		15.66				
	Interoffice Channel mileage, per mile or fraction of mile			UEP95	MIGBM	0.008838										
	<b>Feature Activations (DS0) Centrex Loops on Channelized DS1 Service</b>															
	<b>D4 Channel Bank Feature Activations</b>															
	Feature Activation on D-4 Channel Bank Centrex Loop Slot			UEP95	1PQWS	0.56										
	Feature Activation on D-4 Channel Bank FX line Side Loop Slot			UEP95	1PQW6	0.56										
	Feature Activation on D-4 Channel Bank FX Trunk Side Loop Slot			UEP95	1PQW7	0.56										
	Feature Activation on D-4 Channel Bank Centrex Loop Slot - Different Wire Center			UEP95	1PQWP	0.56										
	Feature Activation on D-4 Channel Bank Private Line Loop Slot			UEP95	1PQWV	0.56										
	Feature Activation on D-4 Channel Bank Tjje Line/Trunk Loop Slot			UEP95	1PQWQ	0.56										
	Feature Activation on D-4 Channel Bank WATS Loop Slot			UEP95	1PQWA	0.56										
	<b>Non-Recurring Charges (NRC) Associated with UNE-P Centrex</b>															
	NRC Conversion Currently Combined Switch-As-Is with allowed changes, per port			UEP95	USAC2		0.10	0.10				15.66				
	Conversion of Existing Centrex Common Block, each			UEP95	USACN		37.75	16.58				15.66				
	New Centrex Standard Common Block			UEP95	M1ACS	0.00	667.21					15.66				
	New Centrex Customized Common Block			UEP95	M1ACC	0.00	667.21					15.66				
	NAR Establishment Charge, Per Occasion			UEP95	URECA	0.00	72.73					15.66				
	<b>UNE-P CENTREX - DMS100 (Valid in All States)</b>															
	<b>2-Wire VG Loop/2-Wire Voice Grade Port (Centrex) Combo</b>															
	<b>UNE Port/Loop Combination Rates (Non-Design)</b>															
	2-Wire VG Loop/2-Wire Voice Grade Port (Centrex) Port Combo - Non-Design		1	UEP9D		12.70										
	2-Wire VG Loop/2-Wire Voice Grade Port (Centrex)Port Combo - Non-Design		2	UEP9D		21.19										

UNBUNDLED NETWORK ELEMENTS - Alabama											Attachment: 2		Exhibit: B		
CATEGORY	RATE ELEMENTS	Interim	Zone	BCS	USOC	RATES (\$)	Svc Order Submitted Elec per LSR	Svc Order Submitted Manually per LSR	Incremental Charge - Manual Svc Order vs. Electronic-1st	Incremental Charge - Manual Svc Order vs. Electronic-Add'l	Incremental Charge - Manual Svc Order vs. Electronic-Disc 1st	Incremental Charge - Manual Svc Order vs. Electronic-Disc Add'l	OSS Rates (\$)		
													Rec	Nonrecurring First	Nonrecurring Add'l
	2-Wire VG Loop/2-Wire Voice Grade Port (Centrex)Port Combo - Non-Design		3	UEP9D		34.80									
<b>UNE Port/Loop Combination Rates (Design)</b>															
	2-Wire VG Loop/2-Wire Voice Grade Port (Centrex) Port Combo - Design		1	UEP9D		15.53									
	2-Wire VG Loop/2-Wire Voice Grade Port (Centrex)Port Combo - Design		2	UEP9D		24.00									
	2-Wire VG Loop/2-Wire Voice Grade Port (Centrex)Port Combo - Design		3	UEP9D		37.29									
<b>UNE Loop Rate</b>															
	2-Wire Voice Grade Loop (SL 1) - Zone 1		1	UEP9D	UECS1	11.55									
	2-Wire Voice Grade Loop (SL 1) - Zone 2		2	UEP9D	UECS1	20.04									
	2-Wire Voice Grade Loop (SL 1) - Zone 3		3	UEP9D	UECS1	33.65									
	2-Wire Voice Grade Loop (SL 2) - Zone 1		1	UEP9D	UECS2	14.38									
	2-Wire Voice Grade Loop (SL 2) - Zone 2		2	UEP9D	UECS2	22.85									
	2-Wire Voice Grade Loop (SL 2) - Zone 3		3	UEP9D	UECS2	36.14									
<b>UNE Port Rate</b>															
<b>ALL STATES</b>															
	2-Wire Voice Grade Port (Centrex ) Basic Local Area			UEP9D	UEPYA	1.15	40.19	19.83	24.91	6.63		15.66			
	2-Wire Voice Grade Port (Centrex 800 termination)Basic Local Area			UEP9D	UEPYB	1.15	40.19	19.83	24.91	6.63		15.66			
	2-Wire Voice Grade Port (Centrex / EBS-PSET)3Basic Local Area			UEP9D	UEPYC	1.15	40.19	19.83	24.91	6.63		15.66			
	2-Wire Voice Grade Port (Centrex / EBS-M5009)3Basic Local Area			UEP9D	UEPYD	1.15	40.19	19.83	24.91	6.63		15.66			
	2-Wire Voice Grade Port (Centrex / EBS-M5209)3 Basic Local Area			UEP9D	UEPYE	1.15	40.19	19.83	24.91	6.63		15.66			
	2-Wire Voice Grade Port (Centrex / EBS-M5112)3 Basic Local Area			UEP9D	UEPYF	1.15	40.19	19.83	24.91	6.63		15.66			
	2-Wire Voice Grade Port (Centrex / EBS-M5312)3Basic Local Area			UEP9D	UEPYG	1.15	40.19	19.83	24.91	6.63		15.66			
	2-Wire Voice Grade Port (Centrex / EBS-M5008)3 Basic Local Area			UEP9D	UEPYT	1.15	40.19	19.83	24.91	6.63		15.66			
	2-Wire Voice Grade Port (Centrex / EBS-M5208)3 Basic Local Area			UEP9D	UEPYU	1.15	40.19	19.83	24.91	6.63		15.66			
	2-Wire Voice Grade Port (Centrex / EBS-M5216)3 Basic Local Area			UEP9D	UEPYV	1.15	40.19	19.83	24.91	6.63		15.66			
	2-Wire Voice Grade Port (Centrex / EBS-M5316)3 Basic Local Area			UEP9D	UEPY3	1.15	40.19	19.83	24.91	6.63		15.66			
	2-Wire Voice Grade Port (Centrex with Caller ID) Basic Local Area			UEP9D	UEPYH	1.15	40.19	19.83	24.91	6.63		15.66			
	2-Wire Voice Grade Port (Centrex/Caller ID/Msg Wtg Lamp Indication))3 Basic Local Area			UEP9D	UEPYW	1.15	40.19	19.83	24.91	6.63		15.66			
	2-Wire Voice Grade Port (Centrex/Msg Wtg Lamp Indication))3 Basic Local Area			UEP9D	UEPYJ	1.15	40.19	19.83	24.91	6.63		15.66			
	2-Wire Voice Grade Port (Centrex from diff Serving Wire Center) 2 Basic Local Area			UEP9D	UEPYM	1.15	90.38	57.27	48.66	8.77		15.66			
	2-Wire Voice Grade Port (Centrex/differ SWC /EBS-PSET)2, 3 Basic Local Area			UEP9D	UEPYO	1.15	90.38	57.27	48.66	8.77		15.66			
	2-Wire Voice Grade Port (Centrex/differ SWC /EBS-M5009)2, 3 Basic Local Area			UEP9D	UEPYP	1.15	90.38	57.27	48.66	8.77		15.66			
	2-Wire Voice Grade Port (Centrex/differ SWC /EBS-5209)2, 3 Basic Local Area			UEP9D	UEPYQ	1.15	90.38	57.27	48.66	8.77		15.66			
	2-Wire Voice Grade Port (Centrex/differ SWC /EBS-M5112)2, 3 Basic Local Area			UEP9D	UEPYR	1.15	90.38	57.27	48.66	8.77		15.66			
	2-Wire Voice Grade Port (Centrex/differ SWC /EBS-M5312)2, 3 Basic Local Area			UEP9D	UEPYS	1.15	90.38	57.27	48.66	8.77		15.66			
	2-Wire Voice Grade Port (Centrex/differ SWC /EBS-M5008)2, 3 Basic Local Area			UEP9D	UEPY4	1.15	90.38	57.27	48.66	8.77		15.66			





UNBUNDLED NETWORK ELEMENTS - Alabama										Attachment: 2		Exhibit: B				
CATEGORY	RATE ELEMENTS	Interim	Zone	BCS	USOC	RATES (\$)	Svc Order Submitted Elec per LSR	Svc Order Submitted Manually per LSR	Incremental Charge - Manual Svc Order vs. Electronic-1st	Incremental Charge - Manual Svc Order vs. Electronic-Add'l	Incremental Charge - Manual Svc Order vs. Electronic-Disc 1st	Incremental Charge - Manual Svc Order vs. Electronic-Disc Add'l				
													Rec	Nonrecurring		Nonrecurring Disconnect
										SOMEc	SOMAN	SOMAN	SOMAN	SOMAN	SOMAN	
<b>NARS</b>																
	Unbundled Network Access Register - Combination			UEP9D	UARCX	0.00		0.00	0.00							
	Unbundled Network Access Register - Inward			UEP9D	UAR1X	0.00		0.00	0.00							
	Unbundled Network Access Register - Outdial			UEP9D	UAROx	0.00		0.00	0.00							
	<b>Miscellaneous Terminations</b>															
	<b>2-Wire Trunk Side</b>															
	Trunk Side Terminations, each			UEP9D	CEND6	8.05		119.31	18.74	59.90	3.76		15.66			
	<b>4-Wire Digital (1.544 Megabits)</b>															
	DS1 Circuit Terminations, each			UEP9D	M1HD1	60.09		202.02	95.69	72.59	2.46		15.66			
	DS0 Channels Activated per Channel			UEP9D	M1HDO	0.00		14.46					15.66			
	<b>Interoffice Channel Mileage - 2-Wire</b>															
	Interoffice Channel Facilities Termination			UEP9D	MIGBC	21.13		40.54	27.41	16.74	6.90		15.66			
	Interoffice Channel mileage, per mile or fraction of mile			UEP9D	MIGBM	0.008838										
	<b>Feature Activations (DS0) Centrex Loops on Channelized DS1 Service</b>															
	<b>D4 Channel Bank Feature Activations</b>															
	Feature Activation on D-4 Channel Bank Centrex Loop Slot			UEP9D	1PQWS	0.56										
	Feature Activation on D-4 Channel Bank FX line Side Loop Slot			UEP9D	1PQW6	0.56										
	Feature Activation on D-4 Channel Bank FX Trunk Side Loop Slot			UEP9D	1PQW7	0.56										
	Feature Activation on D-4 Channel Bank Centrex Loop Slot - Different Wire Center			UEP9D	1PQWP	0.56										
	Feature Activation on D-4 Channel Bank Private Line Loop Slot			UEP9D	1PQWV	0.56										
	Feature Activation on D-4 Channel Bank Tjje Line/Trunk Loop Slot			UEP9D	1PQWQ	0.56										
	Feature Activation on D-4 Channel Bank WATS Loop Slot			UEP9D	1PQWA	0.56										
	<b>Non-Recurring Charges (NRC) Associated with UNE-P Centrex</b>															
	NRC Conversion Currently Combined Switch-As-Is with allowed changes, per port			UEP9D	USAC2			0.10	0.10				15.66			
	Conversion of existing Centrex Common Block, each			UEP9D	USACN			37.75	16.58				15.66			
	New Centrex Standard Common Block			UEP9D	M1ACS	0.00		667.21					15.66			
	New Centrex Customized Common Block			UEP9D	M1ACC	0.00		667.21					15.66			
	NAR Establishment Charge, Per Occasion			UEP9D	URECA	0.00		72.73					15.66			
	<b>UNE-P CENTREX - EWSD (Valid in AL, FL, KY, LA, MS &amp; TN)</b>															
	<b>2-Wire VG Loop/2-Wire Voice Grade Port (Centrex) Combo</b>															
	<b>UNE Port/Loop Combination Rates (Non-Design)</b>															
	2-Wire VG Loop/2-Wire Voice Grade Port (Centrex) Port Combo - Non-Design		1	UEP9E		12.70										
	2-Wire VG Loop/2-Wire Voice Grade Port (Centrex)Port Combo - Non-Design		2	UEP9E		21.19										
	2-Wire VG Loop/2-Wire Voice Grade Port (Centrex)Port Combo - Non-Design		3	UEP9E		34.80										
	<b>UNE Port/Loop Combination Rates (Design)</b>															
	2-Wire VG Loop/2-Wire Voice Grade Port (Centrex) Port Combo - Design		1	UEP9E		15.53										
	2-Wire VG Loop/2-Wire Voice Grade Port (Centrex)Port Combo - Design		2	UEP9E		24.00										
	2-Wire VG Loop/2-Wire Voice Grade Port (Centrex)Port Combo - Design		3	UEP9E		37.29										
	<b>UNE Loop Rate</b>															
	2-Wire Voice Grade Loop (SL 1) - Zone 1		1	UEP9E	UECS1	11.55										
	2-Wire Voice Grade Loop (SL 1) - Zone 2		2	UEP9E	UECS1	20.04										
	2-Wire Voice Grade Loop (SL 1) - Zone 3		3	UEP9E	UECS1	33.65										
	2-Wire Voice Grade Loop (SL 2) - Zone 1		1	UEP9E	UECS2	14.38										
	2-Wire Voice Grade Loop (SL 2) - Zone 2		2	UEP9E	UECS2	22.85										
	2-Wire Voice Grade Loop (SL 2) - Zone 3		3	UEP9E	UECS2	36.14										
	<b>UNE Port Rate</b>															
	<b>AL, FL, KY, LA, MS, &amp; TN only</b>															

UNBUNDLED NETWORK ELEMENTS - Alabama										Attachment: 2		Exhibit: B						
CATEGORY	RATE ELEMENTS	Interim	Zone	BCS	USOC	RATES (\$)	Svc Order Submitted Elec per LSR	Svc Order Submitted Manually per LSR	Incremental Charge - Manual Svc Order vs. Electronic-1st	Incremental Charge - Manual Svc Order vs. Electronic-Add'l	Incremental Charge - Manual Svc Order vs. Electronic-Disc 1st	Incremental Charge - Manual Svc Order vs. Electronic-Disc Add'l	OSS Rates (\$)					
													Rec	Nonrecurring First	Nonrecurring Add'l	Nonrecurring First	Nonrecurring Add'l	SOMEK
	2-Wire Voice Grade Port (Centrex ) Basic Local Area			UEP9E	UEPYA	1.15	40.19	19.83	24.91	6.63		15.66						
	2-Wire Voice Grade Port (Centrex 800 termination)Basic Local Area			UEP9E	UEPYB	1.15	40.19	19.83	24.91	6.63		15.66						
	2-Wire Voice Grade Port (Centrex with Caller ID)1Basic Local Area			UEP9E	UEPYH	1.15	40.19	19.83	24.91	6.63		15.66						
	2-Wire Voice Grade Port (Centrex from diff Serving Wire Center)2 Basic Local Area			UEP9E	UEPYM	1.15	90.38	57.27	48.66	8.77		15.66						
	2-Wire Voice Grade Port, Diff Serving Wire Center - 800 Service Term - Basic Local Area			UEP9E	UEPYZ	1.15	90.38	57.27	48.66	8.77		15.66						
	2-Wire Voice Grade Port terminated in on Megalink or equivalent - Basic Local Area			UEP9E	UEPY9	1.15	40.19	19.83	24.91	6.63		15.66						
	2-Wire Voice Grade Port Terminated on 800 Service Term - Basic Local Area			UEP9E	UEPY2	1.15	40.19	19.83	24.91	6.63		15.66						
	<b>AL, KY, LA, MS, &amp; TN Only</b>																	
	2-Wire Voice Grade Port (Centrex )			UEP9E	UEPQA	1.15	40.19	19.83	24.91	6.63		15.66						
	2-Wire Voice Grade Port (Centrex 800 termination)			UEP9E	UEPQB	1.15	40.19	19.83	24.91	6.63		15.66						
	2-Wire Voice Grade Port (Centrex with Caller ID)1			UEP9E	UEPQH	1.15	40.19	19.83	24.91	6.63		15.66						
	2-Wire Voice Grade Port (Centrex from diff Serving Wire Center)2			UEP9E	UEPQM	1.15	90.38	57.27	48.66	8.77		15.66						
	2-Wire Voice Grade Port, Diff Serving Wire Center - 800 Service Term			UEP9E	UEPQZ	1.15	90.38	57.27	48.66	8.77		15.66						
	2-Wire Voice Grade Port terminated in on Megalink or equivalent			UEP9E	UEPQ9	1.15	40.19	19.83	24.91	6.63		15.66						
	2-Wire Voice Grade Port Terminated on 800 Service Term			UEP9E	UEPQ2	1.15	40.19	19.83	24.91	6.63		15.66						
	<b>Local Switching</b>																	
	Centrex Intercom Funtionality, per port			UEP9E	URECS	0.5488												
	<b>Local Number Portability</b>																	
	Local Number Portability (1 per port)			UEP9E	LNPC	0.35												
	<b>Features</b>																	
	All Standard Features Offered, per port			UEP9E	UEPVF	1.98												
	All Select Features Offered, per port			UEP9E	UEPVS	0.00	405.52											
	All Centrex Control Features Offered, per port			UEP9E	UEPVC	1.98												
	<b>NARS</b>																	
	Unbundled Network Access Register - Combination			UEP9E	UARCX	0.00	0.00	0.00										
	Unbundled Network Access Register - Indial			UEP9E	UAR1X	0.00	0.00	0.00										
	Unbundled Network Access Register - Outdial			UEP9E	UARO	0.00	0.00	0.00										
	<b>Miscellaneous Terminations</b>																	
	<b>2-Wire Trunk Side</b>																	
	Trunk Side Terminations, each			UEP9E	CEND6	8.05	119.31	18.74	59.90	3.76		15.66						
	<b>4-Wire Digital (1.544 Megabits)</b>																	
	DS1 Circuit Terminations, each			UEP9E	M1HD1	60.09	202.02	95.69	72.59	2.46		15.66						
	DS0 Channel Activated Per Channel			UEP9E	M1HDO	0.00	14.46					15.66						
	<b>Interoffice Channel Mileage - 2-Wire</b>																	
	Interoffice Channel Facilities Termination			UEP9E	MIGBC	21.13	40.54	27.41	16.74	6.90		15.66						
	Interoffice Channel mileage, per mile or fraction of mile			UEP9E	MIGBM	0.008838												
	<b>Feature Activations (DS0) Centrex Loops on Channelized DS1 Service</b>																	
	<b>D4 Channel Bank Feature Activations</b>																	
	Feature Activation on D-4 Channel Bank Centrex Loop Slot			UEP9E	1PQWS	0.56												
	Feature Activation on D-4 Channel Bank FX line Side Loop Slot			UEP9E	1PQW6	0.56												
	Feature Activation on D-4 Channel Bank FX Trunk Side Loop Slot			UEP9E	1PQW7	0.56												
	Feature Activation on D-4 Channel Bank Centrex Loop Slot - Different Wire Center			UEP9E	1PQWP	0.56												
	Feature Activation on D-4 Channel Bank Private Line Loop Slot			UEP9E	1PQWV	0.56												
	Feature Activation on D-4 Channel Bank Tjje Line/Trunk Loop Slot			UEP9E	1PQWQ	0.56												
	Feature Activation on D-4 Channel Bank WATS Loop Slot			UEP9E	1PQWA	0.56												

UNBUNDLED NETWORK ELEMENTS - Alabama							Attachment: 2		Exhibit: B			
CATEGORY	RATE ELEMENTS	Interim	Zone	BCS	USOC	RATES (\$)	Svc Order Submitted Elec per LSR	Svc Order Submitted Manually per LSR	Incremental Charge - Manual Svc Order vs. Electronic-1st	Incremental Charge - Manual Svc Order vs. Electronic-Add'l	Incremental Charge - Manual Svc Order vs. Electronic-Disc 1st	Incremental Charge - Manual Svc Order vs. Electronic-Disc Add'l
Non-Recurring Charges (NRC) Associated with UNE-P Centrex												
	NRC Conversion Currently Combined Switch-As-Is with allowed changes, per port			UEP9E	USAC2	0.10		0.10				
	Conversion of Existing Centrex Common Block, each			UEP9E	USACN	37.75		16.58				
	New Centrex Standard Common Block			UEP9E	M1ACS	0.00		667.21				
	New Centrex Customized Common Block			UEP9E	M1ACC	0.00		667.21				
	NAR Establishment Charge, Per Occasion			UEP9E	URECA	0.00		72.73				
UNE-P CENTREX - DCO - Valid in AL, KY, LA, MS, & TN												
2-Wire VG Loop/2-Wire Voice Grade Port (Centrex) Combo												
UNE Port/Loop Combination Rates (Non-Design)												
	2-Wire VG Loop/2-Wire Voice Grade Port (Centrex) Port Combo - Non-Design		1	UEP93		12.70						
	2-Wire VG Loop/2-Wire Voice Grade Port (Centrex)Port Combo - Non-Design		2	UEP93		21.19						
	2-Wire VG Loop/2-Wire Voice Grade Port (Centrex)Port Combo - Non-Design		3	UEP93		34.80						
UNE Port/Loop Combination Rates (Design)												
	2-Wire VG Loop/2-Wire Voice Grade Port (Centrex) Port Combo - Design		1	UEP93		15.53						
	2-Wire VG Loop/2-Wire Voice Grade Port (Centrex)Port Combo - Design		2	UEP93		24.00						
	2-Wire VG Loop/2-Wire Voice Grade Port (Centrex)Port Combo - Design		3	UEP93		37.29						
UNE Loop Rate												
	2-Wire Voice Grade Loop (SL 1) - Zone 1		1	UEP93	UECS1	11.55						
	2-Wire Voice Grade Loop (SL 1) - Zone 2		2	UEP93	UECS1	20.04						
	2-Wire Voice Grade Loop (SL 1) - Zone 3		3	UEP93	UECS1	33.65						
	2-Wire Voice Grade Loop (SL 2) - Zone 1		1	UEP93	UECS2	14.38						
	2-Wire Voice Grade Loop (SL 2) - Zone 2		2	UEP93	UECS2	22.85						
	2-Wire Voice Grade Loop (SL 2) - Zone 3		3	UEP93	UECS2	36.14						
UNE Port Rate												
AL, KY, LA, MS, & TN only												
	2-Wire Voice Grade Port (Centrex ) Basic Local Area			UEP93	UEPYA	1.15	40.19	19.83	24.91	6.63		15.66
	2-Wire Voice Grade Port (Centrex 800 termination)Basic Local Area			UEP93	UEPYB	1.15	40.19	19.83	24.91	6.63		15.66
	2-Wire Voice Grade Port (Centrex with Caller ID)1Basic Local Area			UEP93	UEPYH	1.15	40.19	19.83	24.91	6.63		15.66
	2-Wire Voice Grade Port (Centrex from diff Serving Wire Center)2 Basic Local Area			UEP93	UEPYM	1.15	90.38	57.27	48.66	8.77		15.66
	2-Wire Voice Grade Port, Diff Serving Wire Center - 800 Service Term - Basic Local Area			UEP93	UEPYZ	1.15	90.38	57.27	48.66	8.77		15.66
	2-Wire Voice Grade Port terminated in on Megalink or equivalent - Basic Local Area			UEP93	UEPY9	1.15	40.19	19.83	24.91	6.63		15.66
	2-Wire Voice Grade Port Terminated on 800 Service Term - Basic Local Area			UEP93	UEPY2	1.15	40.19	19.83	24.91	6.63		15.66
	2-Wire Voice Grade Port (Centrex )			UEP93	UEPQA	1.15	40.19	19.83	24.91	6.63		15.66
	2-Wire Voice Grade Port (Centrex 800 termination)			UEP93	UEPQB	1.15	40.19	19.83	24.91	6.63		15.66
	2-Wire Voice Grade Port (Centrex with Caller ID)1			UEP93	UEPQH	1.15	40.19	19.83	24.91	6.63		15.66
	2-Wire Voice Grade Port (Centrex from diff Serving Wire Center)2			UEP93	UEPQM	1.15	90.38	57.27	48.66	8.77		15.66
	2-Wire Voice Grade Port, Diff Serving Wire Center - 800 Service Term			UEP93	UEPQZ	1.15	90.38	57.27	48.66	8.77		15.66
	2-Wire Voice Grade Port terminated in on Megalink or equivalent			UEP93	UEPQ9	1.15	40.19	19.83	24.91	6.63		15.66
	2-Wire Voice Grade Port Terminated on 800 Service Term			UEP93	UEPQ2	1.15	40.19	19.83	24.91	6.63		15.66
Local Switching												
	Centrex Intercom Funtionality, per port			UEP93	URECS	0.5488						
Local Number Portability												
	Local Number Portability (1 per port)			UEP93	LNPCC	0.35						

UNBUNDLED NETWORK ELEMENTS - Alabama										Attachment: 2		Exhibit: B			
CATEGORY	RATE ELEMENTS	Interim	Zone	BCS	USOC	RATES (\$)	Svc Order Submitted Elec per LSR	Svc Order Submitted Manually per LSR	Incremental Charge - Manual Svc Order vs. Electronic-1st	Incremental Charge - Manual Svc Order vs. Electronic-Add'l	Incremental Charge - Manual Svc Order vs. Electronic-Disc 1st	Incremental Charge - Manual Svc Order vs. Electronic-Disc Add'l			
													Rec	Nonrecurring	
										SOMEC	SOMAN	SOMAN	SOMAN	SOMAN	SOMAN
<b>Features</b>															
	All Standard Features Offered, per port			UEP93	UEPVF	1.98									
	All Centrex Control Features Offered, per port			UEP93	UEPVC	1.98									
<b>NARS</b>															
	Unbundled Network Access Register - Combination			UEP93	UARCX	0.00	0.00	0.00							
	Unbundled Network Access Register - Indial			UEP93	UAR1X	0.00	0.00	0.00							
	Unbundled Network Access Register - Outdial			UEP93	UAROX	0.00	0.00	0.00							
<b>Miscellaneous Terminations</b>															
<b>2-Wire Trunk Side</b>															
	Trunk Side Terminations, each			UEP93	CEND6	8.05	119.31	18.74	59.90	3.76	15.66				
<b>4-Wire Digital (1.544 Megabits)</b>															
	DS1 Circuit Terminations, each			UEP93	M1HD1	60.09	202.02	95.69	72.59	2.46	15.66				
	DS0 Channels Activated, Per Channel			UEP93	M1HDO	0.00	14.46				15.66				
<b>Interoffice Channel Mileage - 2-Wire</b>															
	Interoffice Channel Facilities Termination			UEP93	MIGBC	21.13	40.54	27.41	16.74	6.90	15.66				
	Interoffice Channel mileage, per mile or fraction of mile			UEP93	MIGBM	0.008838									
<b>Feature Activations (DS0) Centrex Loops on Channelized DS1 Service</b>															
<b>D4 Channel Bank Feature Activations</b>															
	Feature Activation on D-4 Channel Bank Centrex Loop Slot			UEP93	1PQWS	0.56									
	Feature Activation on D-4 Channel Bank FX Line Side Loop Slot			UEP93	1PQW6	0.56									
	Feature Activation on D-4 Channel Bank FX Trunk Side Loop Slot			UEP93	1PQW7	0.56									
	Feature Activation on D-4 Channel Bank Centrex Loop Slot - Different Wire Center			UEP93	1PQWP	0.56									
	Feature Activation on D-4 Channel Bank Private Line Loop Slot			UEP93	1PQWV	0.56									
	Feature Activation on D-4 Channel Bank Tie Line/Trunk Loop Slot			UEP93	1PQWQ	0.56									
	Feature Activation on D-4 Channel Bank WATS Loop Slot			UEP93	1PQWA	0.56									
<b>Non-Recurring Charges (NRC) Associated with UNE-P Centrex</b>															
	NRC Conversion Currently Combined Switch-As-Is with allowed changes, per port			UEP93	USAC2		0.10	0.10			15.66				
	Conversion of Existing Centrex Common Block, each			UEP93	USACN		37.75	16.58			15.66				
	New Centrex Standard Common Block			UEP93	M1ACS	0.00	667.21				15.66				
	New Centrex Customized Common Block			UEP93	M1ACC	0.00	667.21				15.66				
	NAR Establishment Charge, Per Occasion			UEP93	URECA	0.00	72.73				15.66				
<b>Note 1 - Required Port for Centrex Control in 1AESS, 5ESS &amp; EWSD</b>															
<b>Note 2 - Requires Interoffice Channel Mileage</b>															
<b>Note 3 - Requires Specific Customer Premises Equipment</b>															
<b>Note: Rates displaying an "R" in Interim column are interim and subject to rate true-up as set forth in General Terms and Conditions.</b>															

UNBUNDLED NETWORK ELEMENTS - Florida										Attachment: 2		Exhibit: B			
CATEGORY	RATE ELEMENTS	Interim	Zone	BCS	USOC	RATES (\$)	Svc Order Submitted Elec per LSR	Svc Order Submitted Manually per LSR	Incremental Charge - Manual Svc Order vs. Electronic-1st	Incremental Charge - Manual Svc Order vs. Electronic-Add'l	Incremental Charge - Manual Svc Order vs. Electronic-Disc 1st	Incremental Charge - Manual Svc Order vs. Electronic-Disc Add'l			
													Rec	Nonrecurring	
							First	Add'l	First	Add'l	SOMEK	SOMAN	SOMAN	SOMAN	SOMAN
The "Zone" shown in the sections for stand-alone loops or loops as part of a combination refers to Geographically Deaveraged UNE Zones. To view Geographically Deaveraged UNE Zone Designations by Central Office, refer to Internet Website: <a href="http://www.interconnection.bellsouth.com/become_a_clec/html/interconnection.htm">http://www.interconnection.bellsouth.com/become_a_clec/html/interconnection.htm</a>															
<b>OPERATIONAL SUPPORT SYSTEMS</b>															
NOTE: (1) Electronic Service Order: CLEC should contact its contract negotiator if it prefers the state specific electronic service ordering charges as ordered by the State Commissions. The electronic service ordering charge currently contained in this rate exhibit is the BellSouth regional electronic service ordering charge. CLEC may elect either the state specific Commission ordered rates for the electronic service ordering charges, or CLEC may elect the regional electronic service ordering charge.															
NOTE: (2) Any element that can be ordered electronically will be billed according to the SOMEK rate listed in this category. Please refer to BellSouth's Business Rules for Local Ordering (BBR-LO) to determine if a product can be ordered electronically. For those elements that cannot be ordered electronically at present per the BBR-LO, the listed SOMEK rate in this category reflects the charge that would be billed to a CLEC once electronic ordering capabilities come on-line for that element. Otherwise, the manual ordering charge, SOMAN, will be applied to a CLECs bill when it submits an LSR to BellSouth.															
	Manual Service Order Charge, per LSR, Disconnect Only (FL)				SOMAN					1.83					
	Electronic OSS Charge, per LSR, submitted via BST's OSS Interactive interfaces (Regional)				SOMEK		3.50								
<b>UNE SERVICE DATE ADVANCEMENT CHARGE</b>															
NOTE: The Expedite charge will be maintained commensurate with BellSouth's FCC No.1 Tariff, Section 5 as applicable.															
	UNE Expedite Charge per Circuit or Line Assignable USOC, per Day			ALL UNE EXCEPT UNE-P	SDASP		200.00								
<b>UNBUNDLED EXCHANGE ACCESS LOOP</b>															
<b>2-WIRE ANALOG VOICE GRADE LOOP</b>															
	2-Wire Analog Voice Grade Loop - Service Level 1- Zone 1		1	UEANL	UEAL2	10.69	49.57	22.83	25.62	6.57		11.90			
	2-Wire Analog Voice Grade Loop - Service Level 1- Zone 2		2	UEANL	UEAL2	15.20	49.57	22.83	25.62	6.57		11.90			
	2-Wire Analog Voice Grade Loop - Service Level 1- Zone 3		3	UEANL	UEAL2	26.97	49.57	22.83	25.62	6.57		11.90			
	Unbundled Miscellaneous Rate Element, Tag Loop at End User Premise			UEANL	URETL		8.33	0.83				11.90			
	Loop Testing - Basic 1st Half Hour			UEANL	URET1		48.65					11.90			
	Loop Testing - Basic Additional Half Hour			UEANL	URETA		23.95					11.90			
	CLEC to CLEC Conversion Charge Without Outside Dispatch (UVL-SL1)			UEANL	UREWO		15.78	8.94				11.90			
	Unbundled Voice Loop, Non-Design Voice Loop, billing for BST providing make-up (Engineering Information - E.I.)			UEANL	UEANM		13.49					11.90			
	Manual Order Coordination for UVL-SL1s (per loop)			UEANL	UEAMC		9.00								
	Order Coordination for Specified Conversion Time for UVL-SL1 (per LSR)			UEANL	OCOSL		23.02								
<b>2-WIRE Unbundled COPPER LOOP</b>															
	2-Wire Unbundled Copper Loop - Non-Designed Zone 1	I	1	UEQ	UEQ2X	7.69	44.98	20.90	19.65	5.09		11.90			
	2 Wire Unbundled Copper Loop - Non-Designed - Zone 2	I	2	UEQ	UEQ2X	10.92	44.98	20.90	19.65	5.09		11.90			
	2 Wire Unbundled Copper Loop - Non-Designed - Zone 3	I	3	UEQ	UEQ2X	19.38	44.98	20.90	19.65	5.09		11.90			
	Unbundled Miscellaneous Rate Element, Tag Loop at End User Premise			UEQ	URETL		8.33	0.83				11.90			
	Order Coordination 2 Wire Unbundled Copper Loop - Non-Designed (per loop)			UEQ	USBMC		9.00								
	Unbundled Copper Loop, Non-Design Cooper Loop, billing for BST providing make-up (Engineering Information - E.I.)			UEQ	UEQMU		13.49					11.90			
	Loop Testing - Basic 1st Half Hour			UEQ	URET1		48.65					11.90			
	Loop Testing - Basic Additional Half Hour			UEQ	URETA		23.95					11.90			
	CLEC to CLEC Conversion Charge Without Outside Dispatch (UCL-ND)			UEQ	UREWO		14.27	7.43				11.90			
<b>UNBUNDLED EXCHANGE ACCESS LOOP</b>															
<b>2-WIRE ANALOG VOICE GRADE LOOP</b>															
	2 Wire Analog Voice Grade Loop-Service Level 1-Line Splitting-Zone 1		1	UEPSR UEPSB	UEALS	10.69	49.57	22.83	25.62	6.57		11.90			
	2 Wire Analog Voice Grade Loop-Service Level 1-Line Splitting-Zone 1		1	UEPSR UEPSB	UEABS	10.69	49.57	22.83	25.62	6.57		11.90			
	2 Wire Analog Voice Grade Loop- Service Level 1-Line Splitting-Zone 2		2	UEPSR UEPSB	UEALS	15.20	49.57	22.83	25.62	6.57		11.90			
	2 Wire Analog Voice Grade Loop- Service Level 1-Line Splitting-Zone 2		2	UEPSR UEPSB	UEABS	15.20	49.57	22.83	25.62	6.57		11.90			
	2 Wire Analog Voice Grade Loop-Service Level 1-Line Splitting-Zone 3		3	UEPSR UEPSB	UEALS	26.97	49.57	22.83	25.62	6.57		11.90			
	2 Wire Analog Voice Grade Loop-Service Level 1-Line Splitting-Zone 3		3	UEPSR UEPSB	UEABS	26.97	49.57	22.83	25.62	6.57		11.90			

UNBUNDLED NETWORK ELEMENTS - Florida										Attachment: 2		Exhibit: B			
CATEGORY	RATE ELEMENTS	Interim	Zone	BCS	USOC	RATES (\$)				Svc Order Submitted Elec per LSR	Svc Order Submitted Manually per LSR	Incremental Charge - Manual Svc Order vs. Electronic-1st	Incremental Charge - Manual Svc Order vs. Electronic-Add'l	Incremental Charge - Manual Svc Order vs. Electronic-Disc 1st	Incremental Charge - Manual Svc Order vs. Electronic-Disc Add'l
						Rec	Nonrecurring		Nonrecurring Disconnect						
						First	Add'l	First	Add'l	SOMEc	SOMAN	SOMAN	SOMAN	SOMAN	SOMAN
<b>UNBUNDLED EXCHANGE ACCESS LOOP</b>															
<b>2-WIRE ANALOG VOICE GRADE LOOP</b>															
	2-Wire Analog Voice Grade Loop - Service Level 2 w/Loop or Ground Start Signaling - Zone 1		1	UEA	UEAL2	12.24	135.75	82.47	63.53	12.01		11.90			
	2-Wire Analog Voice Grade Loop - Service Level 2 w/Loop or Ground Start Signaling - Zone 2		2	UEA	UEAL2	17.40	135.75	82.47	63.53	12.01		11.90			
	2-Wire Analog Voice Grade Loop - Service Level 2 w/Loop or Ground Start Signaling - Zone 3		3	UEA	UEAL2	30.87	135.75	82.47	63.53	12.01		11.90			
	Order Coordination for Specified Conversion Time (per LSR)			UEA	OCOSL		23.02								
	2-Wire Analog Voice Grade Loop - Service Level 2 w/Reverse Battery Signaling - Zone 1		1	UEA	UEAR2	12.24	135.75	82.47	63.53	12.01		11.90			
	2-Wire Analog Voice Grade Loop - Service Level 2 w/Reverse Battery Signaling - Zone 2		2	UEA	UEAR2	17.40	135.75	82.47	63.53	12.01		11.90			
	2-Wire Analog Voice Grade Loop - Service Level 2 w/Reverse Battery Signaling - Zone 3		3	UEA	UEAR2	30.87	135.75	82.47	63.53	12.01		11.90			
	Order Coordination for Specified Conversion Time (per LSR)			UEA	OCOSL		23.02								
	CLEC to CLEC Conversion Charge without outside dispatch			UEA	UREWO		87.71	36.35				11.90			
	Loop Tagging - Service Level 2 (SL2)			UEA	URETL		10.45	1.03				11.90			
<b>4-WIRE ANALOG VOICE GRADE LOOP</b>															
	4-Wire Analog Voice Grade Loop - Zone 1		1	UEA	UEAL4	18.89	167.86	115.15	67.08	15.56		11.90			
	4-Wire Analog Voice Grade Loop - Zone 2		2	UEA	UEAL4	26.84	167.86	115.15	67.08	15.56		11.90			
	4-Wire Analog Voice Grade Loop - Zone 3		3	UEA	UEAL4	47.62	167.86	115.15	67.08	15.56		11.90			
	Order Coordination For Specified Conversion Time (per LSR)			UEA	OCOSL		23.02								
	CLEC to CLEC Conversion Charge without outside dispatch			UEA	UREWO		87.71	36.35				11.90			
<b>2-WIRE ISDN DIGITAL GRADE LOOP</b>															
	2-Wire ISDN Digital Grade Loop - Zone 1		1	UDN	U1L2X	19.28	147.69	94.41	62.23	10.71		11.90			
	2-Wire ISDN Digital Grade Loop - Zone 2		2	UDN	U1L2X	27.40	147.69	94.41	62.23	10.71		11.90			
	2-Wire ISDN Digital Grade Loop - Zone 3		3	UDN	U1L2X	48.62	147.69	94.41	62.23	10.71		11.90			
	Order Coordination For Specified Conversion Time (per LSR)			UDN	OCOSL		23.02								
	CLEC to CLEC Conversion Charge without outside dispatch			UDN	UREWO		91.61	44.15				11.90			
<b>2-WIRE Universal Digital Channel (UDC) COMPATIBLE LOOP</b>															
	2-Wire Universal Digital Channel (UDC) Compatible Loop - Zone 1		1	UDC	UDC2X	19.28	147.69	94.41	62.23	10.71		11.90			
	2-Wire Universal Digital Channel (UDC) Compatible Loop - Zone 2		2	UDC	UDC2X	27.40	147.69	94.41	62.23	10.71		11.90			
	2-Wire Universal Digital Channel (UDC) Compatible Loop - Zone 3		3	UDC	UDC2X	48.62	147.69	94.41	62.23	10.71		11.90			
	CLEC to CLEC Conversion Charge without outside dispatch			UDC	UREWO		91.61	44.15				11.90			
<b>2-WIRE ASYMMETRICAL DIGITAL SUBSCRIBER LINE (ADSL) COMPATIBLE LOOP</b>															
	2 Wire Unbundled ADSL Loop including manual service inquiry & facility reservation - Zone 1		1	UAL	UAL2X	8.30	149.53	103.85	75.05	15.63		11.90			
	2 Wire Unbundled ADSL Loop including manual service inquiry & facility reservation - Zone 2		2	UAL	UAL2X	11.80	149.53	103.85	75.05	15.63		11.90			
	2 Wire Unbundled ADSL Loop including manual service inquiry & facility reservation - Zone 3		3	UAL	UAL2X	20.94	149.53	103.85	75.05	15.63		11.90			
	Order Coordination for Specified Conversion Time (per LSR)			UAL	OCOSL		23.02								
	2 Wire Unbundled ADSL Loop without manual service inquiry & facility reservaton - Zone 1		1	UAL	UAL2W	8.30	124.83	71.12	60.64	9.12		11.90			
	2 Wire Unbundled ADSL Loop without manual service inquiry & facility reservaton - Zone 2		2	UAL	UAL2W	11.80	124.83	71.12	60.64	9.12		11.90			
	2 Wire Unbundled ADSL Loop without manual service inquiry & facility reservaton - Zone 3		3	UAL	UAL2W	20.94	124.83	71.12	60.64	9.12		11.90			
	Order Coordination for Specified Conversion Time (per LSR)			UAL	OCOSL		23.02								
	CLEC to CLEC Conversion Charge without outside dispatch			UAL	UREWO		86.19	40.39				11.90			
<b>2-WIRE HIGH BIT RATE DIGITAL SUBSCRIBER LINE (HDSL) COMPATIBLE LOOP</b>															
	2 Wire Unbundled HDSL Loop including manual service inquiry & facility reservation - Zone 1		1	UHL	UHL2X	7.22	159.09	113.41	75.05	15.63		11.90			
	2 Wire Unbundled HDSL Loop including manual service inquiry & facility reservation - Zone 2		2	UHL	UHL2X	10.26	159.09	113.41	75.05	15.63		11.90			

UNBUNDLED NETWORK ELEMENTS - Florida										Attachment: 2		Exhibit: B				
CATEGORY	RATE ELEMENTS	Interim	Zone	BCS	USOC	RATES (\$)					Svc Order Submitted Elec per LSR	Svc Order Submitted Manually per LSR	Incremental Charge - Manual Svc Order vs. Electronic-1st	Incremental Charge - Manual Svc Order vs. Electronic-Add'l	Incremental Charge - Manual Svc Order vs. Electronic-Disc 1st	Incremental Charge - Manual Svc Order vs. Electronic-Disc Add'l
						Rec	Nonrecurring		Nonrecurring Disconnect							
							First	Add'l	First	Add'l	SOMEc	SOMAN	SOMAN	SOMAN	SOMAN	SOMAN
	2 Wire Unbundled HDSL Loop including manual service inquiry & facility reservation - Zone 3		3	UHL	UHL2X	18.21	159.09	113.41	75.05	15.63		11.90				
	Order Coordination for Specified Conversion Time (per LSR)			UHL	OCOSL		23.02									
	2 Wire Unbundled HDSL Loop without manual service inquiry and facility reservation - Zone 1		1	UHL	UHL2W	7.22	134.40	80.69	60.64	9.12		11.90				
	2 Wire Unbundled HDSL Loop without manual service inquiry and facility reservation - Zone 2		2	UHL	UHL2W	10.26	134.40	80.69	60.64	9.12		11.90				
	2 Wire Unbundled HDSL Loop without manual service inquiry and facility reservation - Zone 3		3	UHL	UHL2W	18.21	134.40	80.69	60.64	9.12		11.90				
	Order Coordination for Specified Conversion Time (per LSR)			UHL	OCOSL		23.02									
	CLEC to CLEC Conversion Charge without outside dispatch			UHL	UREWO		86.12	40.39				11.90				
	<b>4-WIRE HIGH BIT RATE DIGITAL SUBSCRIBER LINE (HDSL) COMPATIBLE LOOP</b>															
	4 Wire Unbundled HDSL Loop including manual service inquiry and facility reservation - Zone 1		1	UHL	UHL4X	10.86	193.31	138.98	77.15	12.61		11.90				
	4-Wire Unbundled HDSL Loop including manual service inquiry and facility reservation - Zone 2		2	UHL	UHL4X	15.44	193.31	138.98	77.15	12.61		11.90				
	4-Wire Unbundled HDSL Loop including manual service inquiry and facility reservation - Zone 3		3	UHL	UHL4X	27.39	193.31	138.98	77.15	12.61		11.90				
	Order Coordination for Specified Conversion Time (per LSR)			UHL	OCOSL		23.02									
	4-Wire Unbundled HDSL Loop without manual service inquiry and facility reservation - Zone 1		1	UHL	UHL4W	10.86	168.62	115.47	62.74	11.22		11.90				
	4-Wire Unbundled HDSL Loop without manual service inquiry and facility reservation - Zone 2		2	UHL	UHL4W	15.44	168.62	115.47	62.74	11.22		11.90				
	4-Wire Unbundled HDSL Loop without manual service inquiry and facility reservation - Zone 3		3	UHL	UHL4W	27.39	168.62	115.47	62.74	11.22		11.90				
	Order Coordination for Specified Conversion Time (per LSR)			UHL	OCOSL		23.02									
	CLEC to CLEC Conversion Charge without outside dispatch			UHL	UREWO		86.12	40.39				11.90				
	<b>4-WIRE DS1 DIGITAL LOOP</b>															
	4-Wire DS1 Digital Loop - Zone 1		1	USL	USLXX	70.74	313.75	181.48	61.22	13.53		11.90				
	4-Wire DS1 Digital Loop - Zone 2		2	USL	USLXX	100.54	313.75	181.48	61.22	13.53		11.90				
	4-Wire DS1 Digital Loop - Zone 3		3	USL	USLXX	178.39	313.75	181.48	61.22	13.53		11.90				
	Order Coordination for Specified Conversion Time (per LSR)			USL	OCOSL		23.02									
	CLEC to CLEC Conversion Charge without outside dispatch			USL	UREWO		101.07	43.04				11.90				
	<b>4-WIRE 19.2, 56 OR 64 KBPS DIGITAL GRADE LOOP</b>															
	4 Wire Unbundled Digital 19.2 Kbps		1	UDL	UDL19	22.20	161.56	108.85	67.08	15.56		11.90				
	4 Wire Unbundled Digital 19.2 Kbps		2	UDL	UDL19	31.56	161.56	108.85	67.08	15.56		11.90				
	4 Wire Unbundled Digital 19.2 Kbps		3	UDL	UDL19	55.99	161.56	108.85	67.08	15.56		11.90				
	4 Wire Unbundled Digital Loop 56 Kbps - Zone 1		1	UDL	UDL56	22.20	161.56	108.85	67.08	15.56		11.90				
	4 Wire Unbundled Digital Loop 56 Kbps - Zone 2		2	UDL	UDL56	31.56	161.56	108.85	67.08	15.56		11.90				
	4 Wire Unbundled Digital Loop 56 Kbps - Zone 3		3	UDL	UDL56	55.99	161.56	108.85	67.08	15.56		11.90				
	Order Coordination for Specified Conversion Time (per LSR)			UDL	OCOSL		23.02									
	4 Wire Unbundled Digital Loop 64 Kbps - Zone 1		1	UDL	UDL64	22.20	161.56	108.85	67.08	15.56		11.90				
	4 Wire Unbundled Digital Loop 64 Kbps - Zone 2		2	UDL	UDL64	31.56	161.56	108.85	67.08	15.56		11.90				
	4 Wire Unbundled Digital Loop 64 Kbps - Zone 3		3	UDL	UDL64	55.99	161.56	108.85	67.08	15.56		11.90				
	Order Coordination for Specified Conversion Time (per LSR)			UDL	OCOSL		23.02									
	CLEC to CLEC Conversion Charge without outside dispatch			UDL	UREWO		102.11	49.74				11.90				
	<b>2-WIRE Unbundled COPPER LOOP</b>															
	2-Wire Unbundled Copper Loop/Short including manual service inquiry & facility reservation - Zone 1		1	UCL	UCLPB	8.30	148.50	102.82	75.05	15.63		11.90				
	2-Wire Unbundled Copper Loop/Short including manual service inquiry & facility reservation - Zone 2		2	UCL	UCLPB	11.80	148.50	102.82	75.05	15.63		11.90				
	2 Wire Unbundled Copper Loop/Short including manual service inquiry & facility reservation - Zone 3		3	UCL	UCLPB	20.94	148.50	102.82	75.05	15.63		11.90				
	Order Coordination for Unbundled Copper Loops (per loop)			UCL	UCLMC		9.00	9.00								
	2-Wire Unbundled Copper Loop/Short without manual service inquiry and facility reservation - Zone 1		1	UCL	UCLPW	8.30	123.81	70.09	60.64	9.12		11.90				
	2-Wire Unbundled Copper Loop/Short without manual service inquiry and facility reservation - Zone 2		2	UCL	UCLPW	11.80	123.81	70.09	60.64	9.12		11.90				

UNBUNDLED NETWORK ELEMENTS - Florida										Attachment: 2		Exhibit: B			
CATEGORY	RATE ELEMENTS	Interim	Zone	BCS	USOC	RATES (\$)				Svc Order Submitted Elec per LSR	Svc Order Submitted Manually per LSR	Incremental Charge - Manual Svc Order vs. Electronic-1st	Incremental Charge - Manual Svc Order vs. Electronic-Add'l	Incremental Charge - Manual Svc Order vs. Electronic-Disc 1st	Incremental Charge - Manual Svc Order vs. Electronic-Disc Add'l
						Rec	Nonrecurring		Nonrecurring Disconnect						
							First	Add'l	First	Add'l	SOMEc	SOMAN	SOMAN	SOMAN	SOMAN
	2-Wire Unbundled Copper Loop/Short without manual service inquiry and facility reservation - Zone 3		3	UCL	UCLPW	20.94	123.81	70.09	60.64	9.12		11.90			
	Order Coordination for Unbundled Copper Loops (per loop)			UCL	UCLMC		9.00	9.00							
	2-Wire Unbundled Copper Loop/Long - includes manual svc. inquiry and facility reservation - Zone 1		1	UCL	UCL2L	17.42	148.50	102.82	75.05	15.63		11.90			
	2-Wire Unbundled Copper Loop/Long - includes manual svc. inquiry and facility reservation - Zone 2		2	UCL	UCL2L	24.76	148.50	102.82	75.05	15.63		11.90			
	2-Wire Unbundled Copper Loop/Long - includes manual svc. inquiry and facility reservation - Zone 3		3	UCL	UCL2L	43.94	148.50	102.82	75.05	15.63		11.90			
	Order Coordination for Unbundled Copper Loops (per loop)			UCL	UCLMC		9.00	9.00							
	2-Wire Unbundled Copper Loop/Long - without manual service inquiry and facility reservation - Zone 1		1	UCL	UCL2W	17.42	123.81	70.09	60.64	9.12		11.90			
	2-Wire Unbundled Copper Loop/Long - without manual service inquiry and facility reservation - Zone 2		2	UCL	UCL2W	24.76	123.81	70.09	60.64	9.12		11.90			
	2-Wire Unbundled Copper Loop/Long - without manual service inquiry and facility reservation - Zone 3		3	UCL	UCL2W	43.94	123.81	70.09	60.64	9.12		11.90			
	Order Coordination for Unbundled Copper Loops (per loop)			UCL	UCLMC		9.00	9.00							
	CLEC to CLEC Conversion Charge without outside dispatch (UCL -Des)			UCL	UREWO		97.21	42.47				11.90			
	<b>4-WIRE COPPER LOOP</b>														
	4-Wire Copper Loop/Short - including manual service inquiry and facility reservation - Zone 1		1	UCL	UCL4S	11.83	177.87	132.76	77.15	17.73		11.90			
	4-Wire Copper Loop/Short - including manual service inquiry and facility reservation - Zone 2		2	UCL	UCL4S	16.81	177.87	132.76	77.15	17.73		11.90			
	4-Wire Copper Loop/Short - including manual service inquiry and facility reservation - Zone 3		3	UCL	UCL4S	29.82	177.87	132.76	77.15	17.73		11.90			
	Order Coordination for Unbundled Copper Loops (per loop)			UCL	UCLMC		9.00	9.00							
	4-Wire Copper Loop/Short - without manual service inquiry and facility reservation - Zone 1		1	UCL	UCL4W	11.83	153.18	100.03	62.74	11.22		11.90			
	4-Wire Copper Loop/Short - without manual service inquiry and facility reservation - Zone 2		2	UCL	UCL4W	16.81	153.18	100.03	62.74	11.22		11.90			
	4-Wire Copper Loop/Short - without manual service inquiry and facility reservation - Zone 3		3	UCL	UCL4W	29.82	153.18	100.03	62.74	11.22		11.90			
	Order Coordination for Unbundled Copper Loops (per loop)			UCL	UCLMC		9.00	9.00							
	4-Wire Unbundled Copper Loop/Long - includes manual svc. inquiry and facility reservation - Zone 1		1	UCL	UCL4L	31.10	177.87	132.76	77.15	17.73		11.90			
	4-Wire Unbundled Copper Loop/Long - includes manual svc. inquiry and facility reservation - Zone 2		2	UCL	UCL4L	44.20	177.87	132.76	77.15	17.73		11.90			
	4-Wire Unbundled Copper Loop/Long - includes manual svc. inquiry and facility reservation - Zone 3		3	UCL	UCL4L	78.42	177.87	132.76	77.15	17.73		11.90			
	Order Coordination for Unbundled Copper Loops (per loop)			UCL	UCLMC		9.00	9.00							
	4-Wire Unbundled Copper Loop/Long - without manual svc. inquiry and facility reservation - Zone 1		1	UCL	UCL4O	31.10	153.18	100.03	62.74	11.22		11.90			
	4-Wire Unbundled Copper Loop/Long - without manual svc. inquiry and facility reservation - Zone 2		2	UCL	UCL4O	44.20	153.18	100.03	62.74	11.22		11.90			
	4-Wire Unbundled Copper Loop/Long - without manual svc. inquiry and facility reservation - Zone 3		3	UCL	UCL4O	78.42	153.18	100.03	62.74	11.22		11.90			
	Order Coordination for Unbundled Copper Loops (per loop)			UCL	UCLMC		9.00	9.00							
	CLEC to CLEC Conversion Charge without outside dispatch			UCL	UREWO		97.21	42.47				11.90			
	<b>LOOP MODIFICATION</b>														
	Unbundled Loop Modification, Removal of Load Coils - 2 Wire pair less than or equal to 18k ft			UAL, UHL, UCL, UEQ, ULS, UEA, UEANL, UEPSR, UEPSB	ULM2L		0.00	0.00				11.90			
	Unbundled Loop Modification, Removal of Load Coils - 2 wire greater than 18k ft			UCL, ULS, UEQ	ULM2G		343.12	343.12				11.90			
	Unbundled Loop Modification Removal of Load Coils - 4 Wire less than or equal to 18K ft			UHL, UCL	ULM4L		0.00	0.00				11.90			



UNBUNDLED NETWORK ELEMENTS - Florida										Attachment: 2		Exhibit: B				
CATEGORY	RATE ELEMENTS	Interim	Zone	BCS	USOC	RATES (\$)	Svc Order Submitted Elec per LSR	Svc Order Submitted Manually per LSR	Incremental Charge - Manual Svc Order vs. Electronic-1st	Incremental Charge - Manual Svc Order vs. Electronic-Add'l	Incremental Charge - Manual Svc Order vs. Electronic-Disc 1st	Incremental Charge - Manual Svc Order vs. Electronic-Disc Add'l				
													Rec	Nonrecurring		Nonrecurring Disconnect
										SOMEc	SOMAN	SOMAN	SOMAN	SOMAN	SOMAN	
	Unbundled Loop Modification Removal of Load Coils - 4 Wire pair greater than 18k ft			UCL	ULM4G			343.12	343.12							
	Unbundled Loop Modification Removal of Bridged Tap Removal, per unbundled loop			UAL, UHL, UCL, UEQ, ULS, UEA, UEANL, UEPSR, UEPSB	ULMBT			10.52	10.52							
<b>SUB-LOOPS</b>																
<b>Sub-Loop Distribution</b>																
	Sub-Loop - Per Cross Box Location - CLEC Feeder Facility Set-Up	I		UEANL	USBSA			487.23								
	Sub-Loop - Per Cross Box Location - Per 25 Pair Panel Set-Up	I		UEANL	USBSB			6.25								
	Sub-Loop - Per Building Equipment Room - CLEC Feeder Facility Set-Up	I		UEANL	USBSC			169.25								
	Sub-Loop - Per Building Equipment Room - Per 25 Pair Panel Set-Up	I		UEANL	USBSD			38.65								
	Sub-Loop Distribution Per 2-Wire Analog Voice Grade Loop - Zone 1		1	UEANL	USBN2	6.46		60.19	21.78	47.50	5.26					
	Sub-Loop Distribution Per 2-Wire Analog Voice Grade Loop - Zone 2		2	UEANL	USBN2	9.18		60.19	21.78	47.50	5.26					
	Sub-Loop Distribution Per 2-Wire Analog Voice Grade Loop - Zone 3		3	UEANL	USBN2	16.29		60.19	21.78	47.50	5.26					
	Order Coordination for Unbundled Sub-Loops, per sub-loop pair			UEANL	USBMC			9.00								
	Sub-Loop Distribution Per 4-Wire Analog Voice Grade Loop - Zone 1		1	UEANL	USBN4	7.37		68.83	30.42	49.71	6.60					
	Sub-Loop Distribution Per 4-Wire Analog Voice Grade Loop - Zone 2		2	UEANL	USBN4	10.47		68.83	30.42	49.71	6.60					
	Sub-Loop Distribution Per 4-Wire Analog Voice Grade Loop - Zone 3		3	UEANL	USBN4	18.58		68.83	30.42	49.71	6.60					
	Order Coordination for Unbundled Sub-Loops, per sub-loop pair			UEANL	USBMC			9.00								
	Sub-Loop 2-Wire IntraBuilding Network Cable (INC)	I		UEANL	USBR2	3.96		51.84	13.44	47.50	5.26					
	Order Coordination for Unbundled Sub-Loops, per sub-loop pair			UEANL	USBMC			9.00								
	Sub-Loop 4-Wire IntraBuilding Network Cable (INC)	I		UEANL	USBR4	9.37		55.91	17.51	49.71	6.60					
	Order Coordination for Unbundled Sub-Loops, per sub-loop pair			UEANL	USBMC			9.00								
	2 Wire Copper Unbundled Sub-Loop Distribution - Zone 1	I	1	UEF	UCS2X	5.15		60.19	21.78	47.50	5.26					
	2 Wire Copper Unbundled Sub-Loop Distribution - Zone 2	I	2	UEF	UCS2X	7.31		60.19	21.78	47.50	5.26					
	2 Wire Copper Unbundled Sub-Loop Distribution - Zone 3	I	3	UEF	UCS2X	12.98		60.19	21.78	47.50	5.26					
	Order Coordination for Unbundled Sub-Loops, per sub-loop pair			UEF	USBMC			9.00								
	4 Wire Copper Unbundled Sub-Loop Distribution - Zone 1	I	1	UEF	UCS4X	5.36		68.83	30.42	49.71	6.60					
	4 Wire Copper Unbundled Sub-Loop Distribution - Zone 2	I	2	UEF	UCS4X	7.61		68.83	30.42	49.71	6.60					
	4 Wire Copper Unbundled Sub-Loop Distribution - Zone 3	I	3	UEF	UCS4X	13.51		68.83	30.42	49.71	6.60					
	Order Coordination for Unbundled Sub-Loops, per sub-loop pair			UEF	USBMC			9.00								
<b>Unbundled Sub-Loop Modification</b>																
	Unbundled Sub-Loop Modification - 2-W Copper Dist Load Coil/Equip Removal per 2-W PR			UEF	ULM2X			10.11								
	Unbundled Sub-loop Modification - 4-W Copper Dist Load Coil/Equip Removal per 4-W PR			UEF	ULM4X			10.11								
	Unbundled Sub-loop Modification - 2-w/4-w Copper Dist Bridged Tap Removal, per PR unloaded			UEF	ULM4T			15.58								
<b>Unbundled Network Terminating Wire (UNTW)</b>																
	Unbundled Network Terminating Wire (UNTW) per Pair			UENTW	UENPP	0.4572		18.02								
<b>Network Interface Device (NID)</b>																
	Network Interface Device (NID) - 1-2 lines			UENTW	UND12			71.49	48.87							

UNBUNDLED NETWORK ELEMENTS - Florida											Attachment: 2		Exhibit: B							
CATEGORY	RATE ELEMENTS	Interim	Zone	BCS	USOC	RATES (\$)	Svc Order Submitted Elec per LSR	Svc Order Submitted Manually per LSR	Incremental Charge - Manual Svc Order vs. Electronic-1st	Incremental Charge - Manual Svc Order vs. Electronic-Add'l	Incremental Charge - Manual Svc Order vs. Electronic-Disc 1st	Incremental Charge - Manual Svc Order vs. Electronic-Disc Add'l	OSS Rates (\$)							
													Rec	Nonrecurring First	Nonrecurring Add'l	Nonrecurring Disconnect First	Nonrecurring Disconnect Add'l	SOMEc	SOMAN	SOMAN
	Network Interface Device (NID) - 1-6 lines			UENTW	UND16															
	Network Interface Device Cross Connect - 2 W			UENTW	UNDC2															
	Network Interface Device Cross Connect - 4W			UENTW	UNDC4															
SUB-LOOPS																				
Sub-Loop Feeder																				
	USL-Feeder, DS0 Set-up per Cross Box location - CLEC Distribution Facility set-up			UEA, UDN,UCL,UDL,UDC	USBFW															
	USL Feeder - DS0 Set-up per Cross Box location - per 25 pair set-up			UEA, UDN,UCL,UDL,UDC	USBFX															
	USL Feeder DS1 Set-up at DSX location, per DS1 termination			USL	USBFZ															
	Unbundled Sub-Loop Feeder Loop, 2 Wire Ground Start, Voice Grade - Zone 1		1	UEA	USBFA	6.41														
	Unbundled Sub-Loop Feeder Loop, 2 Wire Ground-Start, Voice Grade - Zone 2		2	UEA	USBFA	9.10														
	Unbundled Sub-Loop Feeder Loop, Per 2 Wire Ground-Start, Voice Grade - Zone 3		3	UEA	USBFA	16.15														
	Order Coordination for Specified Conversion Time, per LSR			UEA	OCOSL															
	Unbundled Sub-Loop Feeder Loop, 2 Wire Loop-Start, Voice Grade - Zone 1		1	UEA	USBFB	6.41														
	Unbundled Sub-Loop Feeder Loop, 2 Wire Loop-Start, Voice Grade - Zone 2		2	UEA	USBFB	9.10														
	Unbundled Sub-Loop Feeder Loop, 2 Wire Start Loop, Voice Grade - Zone 3		3	UEA	USBFB	16.15														
	Order Coordination for Specified Time Conversion, per LSR			UEA	OCOSL															
	Unbundled Sub-Loop Feeder Loop, 2 Wire Reverse Battery, Voice Grade - Zone 1		1	UEA	USBFC	6.41														
	Unbundled Sub-Loop Feeder Loop, 2 Wire Reverse Battery, Voice Grade - Zone 2		2	UEA	USBFC	9.10														
	Unbundled Sub-Loop Feeder Loop, 2 Wire Analog Reverse Battery, Voice Grade - Zone 3		3	UEA	USBFC	16.15														
	Order Coordination For Specified Conversion Time, per LSR			UEA	OCOSL															
	Unbundled Sub-Loop Feeder Loop, 4 Wire Ground-Start, Voice Grade - Zone 1		1	UEA	USBFD	12.47														
	Unbundled Sub-Loop Feeder Loop, 4 Wire Ground-Start, Voice Grade - Zone 2		2	UEA	USBFD	17.73														
	Unbundled Sub-Loop Feeder Loop, 4 Wire Ground Start, Voice Grade - Zone 3		3	UEA	USBFD	31.45														
	Order Coordination For Specified Conversion Time, Per LSR			UEA	OCOSL															
	Unbundled Sub-Loop Feeder Loop, 4 Wire Loop-Start, Voice Grade - Zone 1		1	UEA	USBFE	12.47														
	Unbundled Sub-Loop Feeder Loop, 4 Wire Loop-Start, Voice Grade - Zone 2		2	UEA	USBFE	17.73														
	Unbundled Sub-Loop Feeder Loop, 4 Wire Loop-Start, Voice Grade - Zone 3		3	UEA	USBFE	31.45														
	Order Coordination For Specified Conversion Time, Per LSR			UEA	OCOSL															
	Unbundled Sub-Loop Feeder Loop, 2 Wire ISDN BRI - Zone 1		1	UDN	USBFF	14.83														
	Unbundled Sub-Loop Feeder Loop, 2-Wire ISDN BRI - Zone 2		2	UDN	USBFF	21.07														
	Unbundled Sub-Loop Feeder Loop, 2-Wire ISDN BRI - Zone 3		3	UDN	USBFF	37.39														
	Order Coordination For Specified Conversion Time, Per LSR			UDN	OCOSL															
	Unbundled Sub-Loop Feeder, 2 Wire UDC (IDSL compatible)		1	UDC	USBFS	14.83														
	Unbundled Sub-Loop Feeder, 2 Wire UDC (IDSL compatible)		2	UDC	USBFS	21.07														
	Unbundled Sub-Loop Feeder, 2 Wire UDC (IDSL compatible)		3	UDC	USBFS	37.39														
	Unbundled Sub-Loop Feeder Loop, 4-Wire DS1 - Zone 1		1	USL	USBFG	42.59														
	Unbundled Sub-Loop Feeder Loop, 4-Wire DS1 - Zone 2		2	USL	USBFG	60.53														
	Unbundled Sub-Loop Feeder Loop, 4-Wire DS1 - Zone 3		3	USL	USBFG	107.39														
	Order Coordination For Specified Conversion Time, Per LSR			USL	OCOSL															
	Unbundled Sub-Loop Feeder, 2-Wire Copper Loop - Zone 1		1	UCL	USBFH	3.76														
	Unbundled Sub-Loop Feeder Loop, 2-Wire Copper Loop - Zone 2		2	UCL	USBFH	5.35														

UNBUNDLED NETWORK ELEMENTS - Florida										Attachment: 2		Exhibit: B											
CATEGORY	RATE ELEMENTS	Interim	Zone	BCS	USOC	RATES (\$)	Svc Order Submitted Elec per LSR	Svc Order Submitted Manually per LSR	Incremental Charge - Manual Svc Order vs. Electronic-1st	Incremental Charge - Manual Svc Order vs. Electronic-Add'l	Incremental Charge - Manual Svc Order vs. Electronic-Disc 1st	Incremental Charge - Manual Svc Order vs. Electronic-Disc Add'l											
													Rec	Nonrecurring		Nonrecurring Disconnect		OSS Rates (\$)					
														First	Add'l	First	Add'l	SOMEC	SOMAN	SOMAN	SOMAN	SOMAN	SOMAN
	Unbundled Sub-Loop Feeder Loop, 2-Wire Copper Loop - Zone 3		3	UCL	USBFH	9.49																	
	Order Coordination For Specified Conversion Time, per LSR			UCL	OCOSL																		
	Sub-Loop Feeder - Per 4-Wire Copper Loop - Zone 1		1	UCL	USBFJ	7.32																	
	Sub-Loop Feeder - Per 4-Wire Copper Loop - Zone 2		2	UCL	USBFJ	10.40																	
	Sub-Loop Feeder - Per 4-Wire Copper Loop - Zone 3		3	UCL	USBFJ	18.46																	
	Order Coordination For Specified Conversion Time, per LSR			UCL	OCOSL																		
	Sub-Loop Feeder - Per 4-Wire 19.2 Kbps Digital Grade Loop		1	UDL	USBFN	14.48																	
	Sub-Loop Feeder - Per 4-Wire 19.2 Kbps Digital Grade Loop		2	UDL	USBFN	20.59																	
	Sub-Loop Feeder - Per 4-Wire 19.2 Kbps Digital Grade Loop		3	UDL	USBFN	36.53																	
	Sub-Loop Feeder - Per 4-Wire 56 Kbps Digital Grade Loop - Zone 1		1	UDL	USBFO	14.48																	
	Sub-Loop Feeder - Per 4-Wire 56 Kbps Digital Grade Loop - Zone 2		2	UDL	USBFO	20.59																	
	Sub-Loop Feeder - Per 4-Wire 56 Kbps Digital Grade Loop - Zone 3		3	UDL	USBFO	36.53																	
	Order Coordination For Specified Time Conversion, per LSR			UDL	OCOSL																		
	Sub-Loop Feeder - Per 4-Wire 64 Kbps Digital Grade Loop - Zone 1		1	UDL	USBFP	14.48																	
	Sub-Loop Feeder - Per 4-Wire 64 Kbps Digital Grade Loop - Zone 2		2	UDL	USBFP	20.59																	
	Sub-Loop Feeder - Per 4-Wire 64 Kbps Digital Grade Loop - Zone 3		3	UDL	USBFP	36.53																	
	Order Coordination For Specified Conversion Time, per LSR			UDL	OCOSL																		
<b>SUB-LOOPS</b>																							
<b>Sub-Loop Feeder</b>																							
	Sub Loop Feeder - DS3 - Per Mile Per Month		I	UE3	1L5SL	15.69																	
	Sub Loop Feeder - DS3 - Facility Termination Per Month		I	UE3	USBF1	347.59		3,402.59	407.15	166.83	94.58			11.90									
	Sub Loop Feeder - STS-1 - Per Mile Per Month		I	UDLSX	1L5SL	15.69																	
	Sub Loop Feeder - STS-1 - Facility Termination Per Month		I	UDLSX	USBF7	402.09		3,402.59	407.15	166.83	94.58			11.90									
	Sub Loop Feeder - OC-3 - Per Mile Per Month		I	UDLO3	1L5SL	11.90																	
	Sub Loop Feeder - OC-3 - Facility Termination Protection Per Month		I	UDLO3	USBF5	62.98																	
	Sub Loop Feeder - OC-3 - Facility Termination Per Month		I	UDLO3	USBF2	547.22		3,402.59	407.15	166.83	94.58			11.90									
	Sub Loop Feeder - OC-12 - Per Mile Per Month		I	UDL12	1L5SL	14.65																	
	Sub Loop Feeder - OC-12 - Facility Termination Protection Per Month		I	UDL12	USBF6	502.47																	
	Sub Loop Feeder - OC-12 - Facility Termination Per Month		I	UDL12	USBF3	1,577.00		3,402.59	407.15	166.83	94.58			11.90									
	Sub Loop Feeder - OC-48 - Per Mile Per Month		I	UDL48	1L5SL	48.06																	
	Sub Loop Feeder - OC-48 - Facility Termination Protection Per Month		I	UDL48	USBF9	251.80																	
	Sub Loop Feeder - OC-48 - Facility Termination Per Month		I	UDL48	USBF4	1,589.00		3,588.59	407.15	168.35	95.43			11.90									
	Sub Loop Feeder - OC-12 Interface On OC-48		I	UDL48	USBF8	331.15		804.98	407.15	168.35	95.43			11.90									
<b>UNBUNDLED LOOP CONCENTRATION</b>																							
	Unbundled Loop Concentration - System A (TR008)			ULC	UCT8A	449.49		359.42	359.42					11.90									
	Unbundled Loop Concentration - System B (TR008)			ULC	UCT8B	53.44		149.76	149.76					11.90									
	Unbundled Loop Concentration - System A (TR303)			ULC	UCT3A	487.33		359.42	359.42					11.90									
	Unbundled Loop Concentration - System B (TR303)			ULC	UCT3B	90.05		149.76	149.76					11.90									
	Unbundled Loop Concentration - DS1 Loop Interface Card			ULC	UCTCO	5.04		71.70	51.52	18.49	4.82			11.90									
	Unbundled Loop Concentration - ISDN Loop Interface (Brite Card)			UDN	ULCC1	8.00		16.59	16.50	6.77	6.73			11.90									
	Unbundled Loop Concentration - UDC Loop Interface (Brite Card)			UDC	ULCCU	8.00		16.59	16.50	6.77	6.73			11.90									
	Unbundled Loop Concentration - -2 Wire Voice-Loop Start or Ground Start Loop Interface (POTS Card)			UEA	ULCC2	2.00		16.59	16.50	6.77	6.73			11.90									
	Unbundled Loop Concentration - 2 Wire Voice - Reverse Battery Loop Interface (SPOTS Card)			UEA	ULCCR	11.90		16.59	16.50	6.77	6.73			11.90									
	Unbundled Loop Concentration - 4 Wire Voice Loop Interface (Specials Card)			UEA	ULCC4	7.10		16.59	16.50	6.77	6.73			11.90									

UNBUNDLED NETWORK ELEMENTS - Florida										Attachment: 2		Exhibit: B				
CATEGORY	RATE ELEMENTS	Interim	Zone	BCS	USOC	RATES (\$)					Svc Order Submitted Elec per LSR	Svc Order Submitted Manually per LSR	Incremental Charge - Manual Svc Order vs. Electronic-1st	Incremental Charge - Manual Svc Order vs. Electronic-Add'l	Incremental Charge - Manual Svc Order vs. Electronic-Disc 1st	Incremental Charge - Manual Svc Order vs. Electronic-Disc Add'l
						Rec	Nonrecurring		Nonrecurring Disconnect							
							First	Add'l	First	Add'l	SOMEc	SOMAN	SOMAN	SOMAN	SOMAN	
	Unbundled Loop Concentration - TEST CIRCUIT Card			ULC	UCTTC	34.68	16.59	16.50	6.77	6.73		11.90				
	Unbundled Loop Concentration - Digital 19.2 Kbps Data Loop Interface			UDL	ULCC7	10.51	16.59	16.50	6.77	6.73		11.90				
	Unbundled Loop Concentration - Digital 56 Kbps Data Loop Interface			UDL	ULCC5	10.51	16.59	16.50	6.77	6.73		11.90				
	Unbundled Loop Concentration - Digital 64 Kbps Data Loop Interface			UDL	ULCC6	10.51	16.59	16.50	6.77	6.73		11.90				
<b>UNE OTHER, PROVISIONING ONLY - NO RATE</b>																
	NID - Dispatch and Service Order for NID installation			UENTW	UNDBX	0.00	0.00									
	UNTW Circuit Id Establishment, Provisioning Only - No Rate			UENTW	UENCE	0.00	0.00									
	Unbundled Contract Name, Provisioning Only - No Rate			UEANL,UEF,UEQ,UENTW	UNECN	0.00	0.00									
<b>UNE OTHER, PROVISIONING ONLY - NO RATE</b>																
	Unbundled Contact Name, Provisioning Only - no rate			UAL,UCL,UDC,UDL,UDN,UEA,UHL,ULC	UNECN	0.00	0.00									
	Unbundled Sub-Loop Feeder-2 Wire Cross Box Jumper - no rate			UEA,UDN,UCL,UDC	USBFQ	0.00	0.00									
	Unbundled Sub-Loop Feeder-4 Wire Cross Box Jumper - no rate			UEA,USL,UCL,UDL	USBFR	0.00	0.00									
	Unbundled DS1 Loop - Superframe Format Option - no rate			USL	CCOSF	0.00	0.00									
	Unbundled DS1 Loop - Expanded Superframe Format option - no rate			USL	CCOEF	0.00	0.00									
<b>HIGH CAPACITY UNBUNDLED LOCAL LOOP</b>																
<b>NOTE: minimum billing period of three months for DS3 and above Local Loop</b>																
	High Capacity Unbundled Local Loop - DS3 - Per Mile per month			UE3	1L5ND	10.92										
	High Capacity Unbundled Local Loop - DS3 - Facility Termination per month			UE3	UE3PX	386.88	556.37	343.01	139.13	96.84		11.90				
	High Capacity Unbundled Local Loop - STS-1 - Per Mile per month			UDLSX	1L5ND	10.92										
	High Capacity Unbundled Local Loop - STS-1 - Facility Termination per month			UDLSX	UDLS1	426.60	556.37	343.01	139.13	96.84		11.90			1.83	
<b>LOOP MAKE-UP</b>																
	Loop Makeup - Preordering Without Reservation, per working or spare facility queried (Manual).			UMK	UMKLW		52.17	52.17								
	Loop Makeup - Preordering With Reservation, per spare facility queried (Manual).			UMK	UMKLP		55.07	55.07								
	Loop Makeup--With or Without Reservation, per working or spare facility queried (Mechanized)			UMK	PSUMK		0.6784	0.6784								
<b>HIGH FREQUENCY SPECTRUM</b>																
<b>LINE SHARING</b>																
<b>SPLITTERS-CENTRAL OFFICE BASED</b>																
	Line Sharing Splitter, per System 96 Line Capacity - True up pending approval by PSC	R		ULS	ULSDA	119.72	379.13	0.00	347.90	0.00		11.90				
	Line Sharing Splitter, per System 24 Line Capacity - True up pending approval by PSC	R		ULS	ULSDB	29.93	379.13	0.00	347.90	0.00		11.90				
	Line Sharing Splitter, Per System, 8 Line Capacity	I		ULS	ULSD8	8.33	379.13	0.00	347.90	0.00		11.90				
	Line Sharing-DLEC Owned Splitter in CO-CFA activation-deactivation (per LSOD)			ULS	ULSDG		173.66	0.00	97.42	0.00		11.90				
<b>END USER ORDERING-CENTRAL OFFICE BASED-HIGH FREQUENCY SPECTRUM AKA LINE SHARING</b>																
	Line Sharing - per Line Activation -(BST Owned Splitter)			ULS	ULSDC	0.61	29.68	21.28	19.57	9.61		11.90				
	Line Sharing - per Subsequent Activity per Line Rearrangement - True up pending approval by PSC(BST Owned Splitter)	R		ULS	ULSDS		21.68	16.44				11.90				
	Line Sharing - per Subsequent Activity per Line Rearrangement - True up pending approval by PSC(DLEC Owned Splitter)	R		ULS	ULSCS		21.68	16.44				11.90				
	Line Sharing - per Line Activation (DLEC owned Splitter)	I		ULS	ULSCC	0.61	47.44	19.31	20.67	12.74		11.90				

UNBUNDLED NETWORK ELEMENTS - Florida										Attachment: 2		Exhibit: B						
CATEGORY	RATE ELEMENTS	Interim	Zone	BCS	USOC	RATES (\$)	Svc Order Submitted Elec per LSR	Svc Order Submitted Manually per LSR	Incremental Charge - Manual Svc Order vs. Electronic-1st	Incremental Charge - Manual Svc Order vs. Electronic-Add'l	Incremental Charge - Manual Svc Order vs. Electronic-Disc 1st	Incremental Charge - Manual Svc Order vs. Electronic-Disc Add'l						
													Rec	Nonrecurring		Nonrecurring Disconnect		OSS Rates (\$)
													SOMEc	SOMAN	SOMAN	SOMAN	SOMAN	SOMAN
<b>LINE SPLITTING</b>																		
<b>END USER ORDERING-CENTRAL OFFICE BASED</b>																		
	Line Splitting - per line activation DLEC owned splitter	I		UEPSR UEPSB	UREOS	0.61												
	Line Splitting - per line activation BST owned - physical	I		UEPSR UEPSB	UREBP	0.61	29.68	21.28	19.57	9.61			11.90					
	Line Splitting - per line activation BST owned - virtual	I		UEPSR UEPSB	UREBV	1.134	29.68	21.28	19.57	9.61			11.90					
<b>REMOTE SITE HIGH FREQUENCY SPECTRUM</b>																		
<b>SPLITTERS-REMOTE SITE</b>																		
	Remote Site Line Share BellSouth Owned Splitter, 24 Port	I		ULS	ULSRB	46.07	114.81	0.00	86.20	0.00			11.90					
	Remote Site Line Share Cable Pair Activation CLEC Owned at RS and deactivation	I		ULS	ULSTG		95.64	0.00	69.19	0.00			11.90					
<b>END USER ORDERING-REMOTE SITE HIGH FREQUENCY SPECTRUM AKA REMOTE SITE LINE SHARING</b>																		
	Remote Site Line Share Line Activationfor End User Served at RS, BST Splitter	I		ULS	ULSRC	0.61	40.00	22.00	19.57	9.61			11.90					
	RS Line Share Line Activation for End User served at RS, CLEC Splitter	I		ULS	ULSTC	0.61	40.00	22.00	19.57	9.61			11.90					
	Remote Site Line Share Subsequent Activity-RS BST Owned Splitter	I		ULS	ULSRS		49.15	17.83					11.90					
	Remote Site Line Share Subsequent Activity-RS CLEC Owned Splitter	I		ULS	ULSTS		49.15	17.83					11.90					
<b>UNBUNDLED DEDICATED TRANSPORT</b>																		
<b>NOTE: INTEROFFICE CHANNEL DEDICATED TRANSPORT - minimum billing period - below DS3=one month, above DS3=four months</b>																		
<b>INTEROFFICE CHANNEL - DEDICATED TRANSPORT</b>																		
	Interoffice Channel - Dedicated Transport - 2-Wire Voice Grade - Per Mile per month			U1TVX	1L5XX	0.0091												
	Interoffice Channel - Dedicated Transport- 2- Wire Voice Grade - Facility Termination			U1TVX	U1TV2	25.32	47.35	31.78	18.31	7.03			11.90					
	Interoffice Channel - Dedicated Transport- 2-Wire Voice Grade Rev Bat. - Per Mile per month			U1TVX	1L5XX	0.0091												
	Interoffice Channel - Dedicated Transport- 2- Wire VG Rev Bat. - Facility Termination			U1TVX	U1TR2	25.32	47.35	31.78	18.31	7.03			11.90					
	Interoffice Channel - Dedicated Transport - 4-Wire Voice Grade Per Mile per month			U1TVX	1L5XX	0.0091												
	Interoffice Channel - Dedicated Transport - 4- Wire Voice Grade - Facility Termination			U1TVX	U1TV4	22.58	47.35	31.78	18.31	7.03			11.90					
	Interoffice Channel - Dedicated Transport - 56 kbps - per mile per month			U1TDX	1L5XX	0.0091												
	Interoffice Channel - Dedicated Transport - 56 kbps - Facility Termination			U1TDX	U1TD5	18.44	47.35	31.78	18.31	7.03			11.90					
	Interoffice Channel - Dedicated Transport - 64 kbps - per mile per month			U1TDX	1L5XX	0.0091												
	Interoffice Channel - Dedicated Transport - 64 kbps - Facility Termination			U1TDX	U1TD6	18.44	47.35	31.78	18.31	7.03			11.90					
	Interoffice Channel - Dedicated Channel - DS1 - Per Mile per month			U1TD1	1L5XX	0.1856												
	Interoffice Channel - Dedicated Transport - DS1 - Facility Termination			U1TD1	U1TF1	88.44	105.54	98.47	21.47	19.05			11.90					
	Interoffice Channel - Dedicated Transport - DS3 - Per Mile per month			U1TD3	1L5XX	3.87												
	Interoffice Channel - Dedicated Transport - DS3 - Facility Termination per month			U1TD3	U1TF3	1,071.00	335.46	219.28	72.03	70.56			11.90					
	Interoffice Channel - Dedicated Transport - STS-1 - Per Mile per month			U1TS1	1L5XX	3.87												
	Interoffice Channel - Dedicated Transport - STS-1 - Facility Termination			U1TS1	U1TFS	1,056.00	335.46	219.28	72.03	70.56			11.90					
<b>LOCAL CHANNEL - DEDICATED TRANSPORT</b>																		
<b>NOTE: LOCAL CHANNEL DEDICATED TRANSPORT - minimum billing period = below DS3=one month, above DS3=four months</b>																		
	Local Channel - Dedicated - 2-Wire Voice Grade - Zone 1		1	ULDVX	ULDV2	19.66	265.84	46.97	37.63	4.00			11.90					
	Local Channel - Dedicated - 2-Wire Voice Grade - Zone 2		2	ULDVX	ULDV2	27.94	265.84	46.97	37.63	4.00			11.90					
	Local Channel - Dedicated - 2-Wire Voice Grade - Zone 3		3	UNDVX	ULDV2	49.58	265.84	46.97	37.63	4.00			11.90					

UNBUNDLED NETWORK ELEMENTS - Florida										Attachment: 2		Exhibit: B											
CATEGORY	RATE ELEMENTS	Interim	Zone	BCS	USOC	RATES (\$)	Svc Order Submitted Elec per LSR	Svc Order Submitted Manually per LSR	Incremental Charge - Manual Svc Order vs. Electronic-1st	Incremental Charge - Manual Svc Order vs. Electronic-Add'l	Incremental Charge - Manual Svc Order vs. Electronic-Disc 1st	Incremental Charge - Manual Svc Order vs. Electronic-Disc Add'l	OSS Rates (\$)										
													Rec	Nonrecurring		Nonrecurring Disconnect		SOMEC	SOMAN	SOMAN	SOMAN	SOMAN	SOMAN
													First	Add'l	First	Add'l							
	Local Channel - Dedicated - 2-Wire Voice Grade Rev. Bat. - Zone 1		1	ULDVX	ULDR2	19.66							265.84	46.97	37.63	4.00							11.90
	Local Channel - Dedicated - 2-Wire Voice Grade Rev. Bat. - Zone 2		2	ULDVX	ULDR2	27.94							265.84	46.97	37.63	4.00							11.90
	Local Channel - Dedicated - 2-Wire Voice Grade Rev. Bat. - Zone 3		3	ULDVX	ULDR2	49.58							265.84	46.97	37.63	4.00							11.90
	Local Channel - Dedicated - 4-Wire Voice Grade - Zone 1		1	ULDVX	ULDV4	20.45							266.54	47.67	44.22	5.33							11.90
	Local Channel - Dedicated - 4-Wire Voice Grade - Zone 2		2	ULDVX	ULDV4	29.06							266.54	47.67	44.22	5.33							11.90
	Local Channel - Dedicated - 4-Wire Voice Grade - Zone 3		3	ULDVX	ULDV4	51.56							266.54	47.67	44.22	5.33							11.90
	Local Channel - Dedicated - DS1 - Zone 1		1	ULDD1	ULDF1	36.49							216.65	183.54	24.30	16.95							11.90
	Local Channel - Dedicated - DS1 - Zone 2		2	ULDD1	ULDF1	51.85							216.65	183.54	24.30	16.95							11.90
	Local Channel - Dedicated - DS1 - Zone 3		3	ULDD1	ULDF1	92.00							216.65	183.54	24.30	16.95							11.90
	Local Channel - Dedicated - DS3 - Per Mile per month			ULDD3	1L5NC	8.50																	
	Local Channel - Dedicated - DS3 - Facility Termination			ULDD3	ULDF3	531.91							556.37	343.01	139.13	96.84							11.90
	Local Channel - Dedicated - STS-1 - Per Mile per month			ULDS1	1L5NC	8.50																	
	Local Channel - Dedicated - STS-1 - Facility Termination			ULDS1	ULDFS	540.69							556.37	343.01	139.13	96.84							11.90
<b>DARK FIBER</b>																							
	Dark Fiber, Four Fiber Strands, Per Route Mile or Fraction Thereof per month - Local Channel			UDF	1L5DC	55.04																	
	NRC Dark Fiber - Local Channel			UDF	UDFC4								751.34	193.88									11.90
	Dark Fiber, Four Fiber Strands, Per Route Mile or Fraction Thereof per month - Interoffice Channel			UDF	1L5DF	26.85																	
	NRC Dark Fiber - Interoffice Channel			UDF	UDF14								751.34	193.88									11.90
	Dark Fiber, Four Fiber Strands, Per Route Mile or Fraction Thereof per month - Local Loop			UDF	1L5DL	55.04																	
	NRC Dark Fiber - Local Loop			UDF	UDFL4								751.34	193.88									11.90
<b>8XX ACCESS TEN DIGIT SCREENING</b>																							
	8XX Access Ten Digit Screening, Per Call			OHD		0.0006252																	
	8XX Access Ten Digit Screening, Reservation Charge Per 8XX Number Reserved			OHD	N8R1X								4.15	0.70									11.90
	8XX Access Ten Digit Screening, Per 8XX No. Established W/O POTS Translations			OHD									8.78	1.18	5.77	0.70							11.90
	8XX Access Ten Digit Screening, Per 8XX No. Established With POTS Translations			OHD	N8FTX								8.78	1.18	5.77	0.70							11.90
	8XX Access Ten Digit Screening, Customized Area of Service Per 8XX Number			OHD	N8FCX								4.15	2.07									11.90
	8XX Access Ten Digit Screening, Multiple InterLATA CXR Routing Per CXR Requested Per 8XX No.			OHD	N8FMX								4.85	2.78									11.90
	8XX Access Ten Digit Screening, Change Charge Per Request			OHD	N8FAX								4.85	0.70									11.90
	8XX Access Ten Digit Screening, Call Handling and Destination Features			OHD	N8FDX								4.15	4.15									11.90
	8XX Access Ten Digit Screening, w/ 8FL No. Delivery, per query			OHD		0.0006252																	
	8XX Access Ten Digit Screening, w/ POTS No. Delivery, per query			OHD		0.0006252																	
<b>LINE INFORMATION DATA BASE ACCESS (LIDB)</b>																							
	LIDB Common Transport Per Query			OQT		0.0000203																	
	LIDB Validation Per Query			OQU		0.0136959																	
	LIDB Originating Point Code Establishment or Change			OQT, OQU	NRPBX								55.13	55.13	55.13	55.13							11.90
<b>SIGNALING (CCS7)</b>																							
	CCS7 Signaling Termination, Per STP Port			UDB	PT8SX	135.05																	
	CCS7 Signaling Usage, Per TCAP Message			UDB		0.0000607																	
	CCS7 Signaling Connection, Per link (A link)			UDB	TPP++	17.93							43.57	43.57	18.31	18.31							11.90
	CCS7 Signaling Connection, Per link (B link) (also known as D link)			UDB	TPP++	17.93							43.57	43.57	18.31	18.31							11.90
	CCS7 Signaling Usage, Per ISUP Message			UDB		0.0000152																	
	CCS7 Signaling Usage Surrogate, per link per LATA			UDB	STU56	694.32																	
	CCS7 Signaling Point Code, per Originating Point Code Establishment or Change, per STP affected			UDB	CCAPO								46.03	46.03	46.03	46.03							11.90

UNBUNDLED NETWORK ELEMENTS - Florida

							Attachment: 2		Exhibit: B									
CATEGORY	RATE ELEMENTS	Interim	Zone	BCS	USOC	RATES (\$)	Svc Order Submitted Elec per LSR	Svc Order Submitted Manually per LSR	Incremental Charge - Manual Svc Order vs. Electronic-1st	Incremental Charge - Manual Svc Order vs. Electronic-Add'l	Incremental Charge - Manual Svc Order vs. Electronic-Disc 1st	Incremental Charge - Manual Svc Order vs. Electronic-Disc Add'l						
													Rec	Nonrecurring		Nonrecurring Disconnect		OSS Rates (\$)
								First	Add'l	First	Add'l	SOMEC	SOMAN	SOMAN	SOMAN	SOMAN	SOMAN	SOMAN
<b>E911 SERVICE</b>																		
	Local Channel - Dedicated - 2-wr Voice Grade - Zone 1					21.94	265.84	46.97	37.63	4.00	11.90							
	Local Channel - Dedicated - 2-wr Voice Grade - Zone 2					29.62	265.84	46.97	37.63	4.00	11.90							
	Local Channel - Dedicated - 2-wr Voice Grade - Zone 3					57.22	265.84	46.97	37.63	4.00	11.90							
	Interoffice Transport - Dedicated - 2-wr Voice Grade Per Mile					0.0091												
	Interoffice Transport - Dedicated - 2-wr Voice Grade Per Facility Termination					25.32	47.35	31.78	18.31	7.03	11.90							
	Local Channel - Dedicated - DS1 - Zone 1					35.28	216.65	183.54	21.47	19.05	11.90							
	Local Channel - Dedicated - DS1 - Zone 2					47.63	216.65	183.54	21.47	19.05	11.90							
	Local Channel - Dedicated - DS1 - Zone 3					92.01	216.65	183.54	21.47	19.05	11.90							
	Interoffice Transport - Dedicated - DS1 Per Mile					0.1856												
	Interoffice Transport - Dedicated - DS1 Per Facility Termination					88.44	105.54	98.47	21.47	19.05	11.90							
<b>CALLING NAME (CNAM) SERVICE</b>																		
	CNAM For DB Owners - Service Establishment			OQV		25.35	25.35	19.01	19.01		11.90							
	CNAM For Non DB Owners - Service Establishment			OQV		25.35	25.35	19.01	19.01		11.90							
	CNAM For DB Owners - Service Provisioning With Point Code Establishment			OQV		1,592.00	1,177.00	352.36	259.09		11.90							
	CNAM For Non DB Owners - Service Provisioning With Point Code Establishment			OQV		546.51	393.82	358.06	259.09		11.90							
	CNAM for DB Owners, Per Query			OQV		0.001024												
	CNAM for Non DB Owners, Per Query			OQV		0.001024												
<b>LNP Query Service</b>																		
	LNP Charge Per query			OQV		0.000852												
	LNP Service Establishment Manual						13.83	13.83	12.71	12.71	11.90							
	LNP Service Provisioning with Point Code Establishment						655.50	334.88	297.03	218.40	11.90							
<b>OPERATOR CALL PROCESSING</b>																		
	Oper. Call Processing - Oper. Provided, Per Min. - Using BST LIDB					1.20												
	Oper. Call Processing - Oper. Provided, Per Min. - Using Foreign LIDB					1.24												
	Oper. Call Processing - Fully Automated, per Call - Using BST LIDB					0.20												
	Oper. Call Processing - Fully Automated, per Call - Using Foreign LIDB					0.20												
<b>INWARD OPERATOR SERVICES</b>																		
	Inward Operator Services - Verification, Per Call					1.00												
	Inward Operator Services - Verification and Emergency Interrupt - Per Call					1.95												
<b>BRANDING - OPERATOR CALL PROCESSING</b>																		
<b>Facility based CLEC</b>																		
	Recording of Custom Branded OA Announcement				CBAOS		7,000.00	7,000.00			11.90							
	Loading of Custom Branded OA Announcement per shelf/NAV per OCN				CBAOL		500.00	500.00			11.90							
<b>UNEP CLEC</b>																		
	Recording of Custom Branded OA Announcement						7,000.00	7,000.00			11.90							
	Loading of Custom Branded OA Announcement per shelf/NAV per OCN						500.00	500.00			11.90							
<b>Unbranding via OLNS for UNEP CLEC</b>																		
	Loading of OA per OCN (Regional)						1,200.00	1,200.00			11.90							
<b>DIRECTORY ASSISTANCE SERVICES</b>																		
<b>DIRECTORY ASSISTANCE ACCESS SERVICE</b>																		
	Directory Assistance Access Service Calls, Charge Per Call					0.275												
<b>DIRECTORY ASSISTANCE CALL COMPLETION ACCESS SERVICE (DACC)</b>																		
	Directory Assistance Call Completion Access Service (DACC), Per Call Attempt					0.10												
<b>DIRECTORY ASSISTANCE DATA BASE SERVICE (DADS)</b>																		
	Directory Assistance Data Base Service Charge Per Listing					0.04												

UNBUNDLED NETWORK ELEMENTS - Florida							Attachment: 2		Exhibit: B						
CATEGORY	RATE ELEMENTS	Interim	Zone	BCS	USOC	RATES (\$)		Svc Order Submitted Elec per LSR	Svc Order Submitted Manually per LSR	Incremental Charge - Manual Svc Order vs. Electronic-1st	Incremental Charge - Manual Svc Order vs. Electronic-Add'l	Incremental Charge - Manual Svc Order vs. Electronic-Disc 1st	Incremental Charge - Manual Svc Order vs. Electronic-Disc Add'l		
						Rec	Nonrecurring							Nonrecurring Disconnect	
						First	Add'l	First	Add'l	SOMEC	SOMAN	SOMAN	SOMAN	SOMAN	SOMAN
	Directory Assistance Data Base Service, per month				DBSOF	150.00									
<b>BRANDING - DIRECTORY ASSISTANCE</b>															
<b>Facility Based CLEC</b>															
	Recording and Provisioning of DA Custom Branded Announcement			AMT	CBADA	3,000.00	3,000.00				11.90				
	Loading of Custom Branded Announcement per Switch per OCN			AMT	CBADC	1,170.00	1,170.00				11.90				
<b>UNEP CLEC</b>															
	Recording of DA Custom Branded Announcement					3,000.00	3,000.00				11.90				
	Loading of DA Custom Branded Announcement per Switch per OCN					1,170.00	1,170.00				11.90				
<b>Unbranding via OLNS for UNEP CLEC</b>															
	Loading of DA per OCN (1 OCN per Order)					420.00	420.00				11.90				
	Loading of DA per Switch per OCN					16.00	16.00				11.90				
<b>SELECTIVE ROUTING</b>															
	Selective Routing Per Unique Line Class Code Per Request Per Switch				USRCR	93.55	93.55	11.46	11.46		11.90				
<b>VIRTUAL COLLOCATION</b>															
	Virtual Collocation-2 Wire Cross Connects (Loop) for Line Splitting			UEPSR, UEPSB	VE1LS	0.0502	11.57				11.90				
<b>PHYSICAL COLLOCATION</b>															
	Physical Collocation-2 Wire Cross Connects (Loop) for Line Splitting			UEPSR, UEPSB	PE1LS	0.0276	8.22	7.22	5.74	4.58	11.90				
<b>AIN SELECTIVE CARRIER ROUTING</b>															
	Regional Service Establishment			SRC	SRCEC			193,444.00	7,737.00		11.90				
	End Office Establishment			SRC	SRCEO		187.36	187.36	0.69	0.69	11.90				
	Query NRC, per query			SRC		0.0031868									
<b>AIN - BELLSOUTH AIN SMS ACCESS SERVICE</b>															
	AIN SMS Access Service - Service Establishment, Per State, Initial Setup			A1N	CAMSE	43.56	43.56	44.93	44.93		11.90				
	AIN SMS Access Service - Port Connection - Dial/Shared Access			A1N	CAMDP	8.64	8.64	10.03	10.03		11.90				
	AIN SMS Access Service - Port Connection - ISDN Access			A1N	CAM1P	8.64	8.64	10.03	10.03		11.90				
	AIN SMS Access Service - User Identification Codes - Per User ID Code			A1N	CAMAU	38.66	38.66	29.88	29.88		11.90				
	AIN SMS Access Service - Security Card, Per User ID Code, Initial or Replacement			A1N	CAMRC	75.10	75.10	12.93	12.93		11.90				
	AIN SMS Access Service - Storage, Per Unit (100 Kilobytes)					0.0028									
	AIN SMS Access Service - Session, Per Minute					0.7809									
	AIN SMS Access Service - Company Performed Session, Per Minute					0.4609									
<b>AIN - BELLSOUTH AIN TOOLKIT SERVICE</b>															
	AIN Toolkit Service - Service Establishment Charge, Per State, Initial Setup			CAM	BAPSC	43.56	43.56	44.93	44.93		11.90				
	AIN Toolkit Service - Training Session, Per Customer				BAPVX	8,439.00	8,439.00				11.90				
	AIN Toolkit Service - Trigger Access Charge, Per Trigger, Per DN, Term. Attempt				BAPTT	8.64	8.64	10.03	10.03		11.90				
	AIN Toolkit Service - Trigger Access Charge, Per Trigger, Per DN, Off-Hook Delay				BAPTD	8.64	8.64	10.03	10.03		11.90				
	AIN Toolkit Service - Trigger Access Charge, Per Trigger, Per DN, Off-Hook Immediate				BAPTM	8.64	8.64	10.03	10.03		11.90				
	AIN Toolkit Service - Trigger Access Charge, Per Trigger, Per DN, 10-Digit PODP				BAPTO	38.06	38.06	15.86	15.86		11.90				
	AIN Toolkit Service - Trigger Access Charge, Per Trigger, Per DN, CDP				BAPTC	38.06	38.06	15.86	15.86		11.90				
	AIN Toolkit Service - Trigger Access Charge, Per Trigger, Per DN, Feature Code				BAPTF	38.06	38.06	15.86	15.86		11.90				
	AIN Toolkit Service - Query Charge, Per Query					0.0535927									



UNBUNDLED NETWORK ELEMENTS - Florida										Attachment: 2		Exhibit: B			
CATEGORY	RATE ELEMENTS	Interim	Zone	BCS	USOC	RATES (\$)	Svc Order Submitted Elec per LSR	Svc Order Submitted Manually per LSR	Incremental Charge - Manual Svc Order vs. Electronic-1st	Incremental Charge - Manual Svc Order vs. Electronic-Add'l	Incremental Charge - Manual Svc Order vs. Electronic-Disc 1st	Incremental Charge - Manual Svc Order vs. Electronic-Disc Add'l			
													Rec	Nonrecurring	
										SOMEc	SOMAN	SOMAN	SOMAN	SOMAN	SOMAN
	AIN Toolkit Service - Type 1 Node Charge, Per AIN Toolkit Subscription, Per Node, Per Query					0.0063698									
	AIN Toolkit Service - SCP Storage Charge, Per SMS Access Account, Per 100 Kilobytes					0.06									
	AIN Toolkit Service - Monthly report - Per AIN Toolkit Service Subscription			CAM	BAPMS	8.34	8.64	8.64	6.08	6.08	11.90				
	AIN Toolkit Service - Special Study - Per AIN Toolkit Service Subscription			CAM	BAPLS	3.73	9.56	9.56			11.90				
	AIN Toolkit Service - Call Event Report - Per AIN Toolkit Service Subscription			CAM	BAPDS	4.73	8.64	8.64	6.08	6.08	11.90				
	AIN Toolkit Service - Call Event Special Study - Per AIN Toolkit Service Subscription			CAM	BAPES	0.12	9.56	9.56			11.90				
<b>ENHANCED EXTENDED LINK (EELS)</b>															
<b>NOTE: The monthly recurring and non-recurring charges below will apply and the Switch-As-Is Charge will not apply for EELs provisioned as ' Ordinarily Combined' Network Elements.</b>															
<b>NOTE: The monthly recurring and the Switch-As-Is Charge and not the non-recurring charges below will apply for EELs provisioned as ' Currently Combined' Network Elements.</b>															
<b>NOTE: Minimum billing is one month for DS1 and below and three months above DS1 services.</b>															
<b>2-WIRE VOICE GRADE EXTENDED LOOP WITH DEDICATED DS1 INTEROFFICE TRANSPORT (EEL)</b>															
	First 2-Wire VG Loop(SL2) in a DS1 Interofficed Transport Combination - Zone 1		1	UNCVX	UEAL2	12.24	127.59	60.54	42.79	2.81	11.90				
	First 2-Wire VG Grade Loop(SL2) in a DS1 Interofficed Transport Combination - Zone 2		2	UNCVX	UEAL2	17.40	127.59	60.54	42.79	2.81	11.90				
	First 2-Wire VG Grade Loop(SL2) in a DS1 Interofficed Transport Combination - Zone 3		3	UNCVX	UEAL2	30.87	127.59	60.54	42.79	2.81	11.90				
	Interoffice Transport - Dedicated - DS1 combination - Per Mile per month			UNC1X	1L5XX	0.1856									
	Interoffice Transport - Dedicated - DS1 combination - Facility Termination per month			UNC1X	U1TF1	88.44	174.46	122.46	45.61	17.95	11.90				
	DS1 Channelization System Per Month			UNC1X	MQ1	146.77	51.83	10.75			11.90				
	Voice Grade COCI - DS1 To DS0 Interface - Per Month			UNCVX	1D1VG	1.38	12.16	8.77	6.71	4.84	11.90				
	Each Additional 2-Wire VG Loop(SL 2) in the same DS1 Interoffice Transport Combination - Zone 1		1	UNCVX	UEAL2	12.24	127.59	60.54	42.79	2.81	11.90				
	Each Additional 2-Wire VG Loop(SL2) in the same DS1 Interoffice Transport Combination - Zone 2		2	UNCVX	UEAL2	17.40	127.59	60.54	42.79	2.81	11.90				
	Each Additional 2-Wire VG Loop(SL2) in the same DS1 Interoffice Transport Combination - Zone 3		3	UNCVX	UEAL2	30.87	127.59	60.54	42.79	2.81	11.90				
	Voice Grade COCI - DS1 to DS0 Channel System combination - per month			UNCVX	1D1VG	1.38	12.16	8.77	6.71	4.84	11.90				
	Nonrecurring Currently Combined Network Elements Switch -As-Is Charge			UNC1X	UNCCC		8.98	8.98	8.98	8.98	11.90				
<b>4-WIRE VOICE GRADE EXTENDED LOOP WITH DEDICATED DS1 INTEROFFICE TRANSPORT (EEL)</b>															
	First 4-Wire Analog Voice Grade Loop in a DS1 Interoffice Transport Combination - Zone 1		1	UNCVX	UEAL4	18.89	127.59	60.54	42.79	2.81	11.90				
	First 4-Wire Analog Voice Grade Loop in a DS1 Interoffice Transport Combination - Zone 2		2	UNCVX	UEAL4	26.84	127.59	60.54	42.79	2.81	11.90				
	First 4-Wire Analog Voice Grade Loop in a DS1 Interoffice Transport Combination - Zone 3		3	UNCVX	UEAL4	47.62	127.59	60.54	42.79	2.81	11.90				
	Interoffice Transport - Dedicated - DS1 combination - Per Mile Per Month			UNC1X	1L5XX	0.1856									
	Interoffice Transport - Dedicated - DS1 - Facility Termination Per Month			UNC1X	U1TF1	88.44	174.46	122.46	45.61	17.95	11.90				
	Channelization - Channel System DS1 to DS0 combination Per Month			UNC1X	MQ1	146.77	51.83	10.75			11.90				
	Voice Grade COCI - DS1 to DS0 Channel System combination - per month			UNCVX	1D1VG	1.38	12.16	8.77	6.71	4.84	11.90				
	Additional 4-Wire Analog Voice Grade Loop in same DS1 Interoffice Transport Combination - Zone 1		1	UNCVX	UEAL4	18.89	127.59	60.54	42.79	2.81	11.90				
	Additional 4-Wire Analog Voice Grade Loop in same DS1 Interoffice Transport Combination - Zone 2		2	UNCVX	UEAL4	26.84	127.59	60.54	42.79	2.81	11.90				

UNBUNDLED NETWORK ELEMENTS - Florida											Attachment: 2		Exhibit: B							
CATEGORY	RATE ELEMENTS	Interim	Zone	BCS	USOC	RATES (\$)	Svc Order Submitted Elec per LSR	Svc Order Submitted Manually per LSR	Incremental Charge - Manual Svc Order vs. Electronic-1st	Incremental Charge - Manual Svc Order vs. Electronic-Add'l	Incremental Charge - Manual Svc Order vs. Electronic-Disc 1st	Incremental Charge - Manual Svc Order vs. Electronic-Disc Add'l	OSS Rates (\$)							
													Rec	Nonrecurring		Nonrecurring Disconnect		SOMEc	SOMAN	SOMAN
	Additional 4-Wire Analog Voice Grade Loop in same DS1 Interoffice Transport Combination - Zone 3		3	UNCVX	UEAL4	47.62		127.59	60.54	42.79	2.81		11.90							
	Voice Grade COCI - DS1 to DS0 Channel System combination - per month			UNCVX	1D1VG	1.38		12.16	8.77	6.71	4.84		11.90							
	Nonrecurring Currently Combined Network Elements Switch -As-Is Charge			UNC1X	UNCCC			8.98	8.98	8.98	8.98		11.90							
<b>4-WIRE 56 KBPS EXTENDED DIGITAL LOOP WITH DEDICATED DS1 INTEROFFICE TRANSPORT (EEL)</b>																				
	First 4-Wire 56Kbps Digital Grade Loop in a DS1 Interoffice Transport Combination - Zone 1		1	UNCDX	UDL56	22.20		127.59	60.54	42.79	2.81		11.90							
	First 4-wire 56Kbps Digital Grade Loop in a DS1 Interoffice Transport Combination - Zone 2		2	UNCDX	UDL56	31.56		127.59	60.54	42.79	2.81		11.90							
	First 4-Wire 56Kbps Digital Grade Loop in a DS1 Interoffice Transport Combination - Zone 3		3	UNCDX	UDL56	55.99		127.59	60.54	42.79	2.81		11.90							
	Interoffice Transport - Dedicated - DS1 combination - Per Mile Per Month			UNC1X	1L5XX	0.1856														
	Interoffice Transport - Dedicated - DS1 - combination Facility Termination Per Month			UNC1X	U1TF1	88.44		174.46	122.46	45.61	17.95		11.90							
	Channelization - Channel System DS1 to DS0 combination Per Month			UNC1X	MQ1	146.77		51.83	10.75				11.90							
	OCU-DP COCI (data) - DS1 to DS0 Channel System - per month (2.4-64kbs)			UNCDX	1D1DD	2.10		12.16	8.77	6.71	4.84		11.90							
	Additional 4-Wire 56Kbps Digital Grade Loop in same DS1 Interoffice Transport Combination - Zone 1		1	UNCDX	UDL56	22.20		127.59	60.54	42.79	2.81		11.90							
	Additional 4-Wire 56Kbps Digital Grade Loop in same DS1 Interoffice Transport Combination - Zone 2		2	UNCDX	UDL56	31.56		127.59	60.54	42.79	2.81		11.90							
	Additional 4-Wire 56Kbps Digital Grade Loop in same DS1 Interoffice Transport Combination - Zone 3		3	UNCDX	UDL56	55.99		127.59	60.54	42.79	2.81		11.90							
	OCU-DP COCI (data) - DS1 to DS0 Channel System - combination per month (2.4-64kbs)			UNCDX	1D1DD	2.10		12.16	8.77	6.71	4.84		11.90							
	Nonrecurring Currently Combined Network Elements Switch -As-Is Charge			UNC1X	UNCCC			8.98	8.98	8.98	8.98		11.90							
<b>4-WIRE 64 KBPS EXTENDED DIGITAL LOOP WITH DEDICATED DS1 INTEROFFICE TRANSPORT (EEL)</b>																				
	First 4-Wire 64Kbps Digital Grade Loop in a DS1 Interoffice Transport Combination - Zone 1		1	UNCDX	UDL64	22.20		127.59	60.54	42.79	2.81		11.90							
	First 4-Wire 64Kbps Digital Grade Loop in a DS1 Interoffice Transport Combination - Zone 2		2	UNCDX	UDL64	31.56		127.59	60.54	42.79	2.81		11.90							
	First 4-Wire 64Kbps Digital Grade Loop in a DS1 Interoffice Transport Combination - Zone 3		3	UNCDX	UDL64	55.99		127.59	60.54	42.79	2.81		11.90							
	Interoffice Transport - Dedicated - DS1 combination - Per Mile Per Month			UNC1X	1L5XX	0.1856														
	Interoffice Transport - Dedicated - DS1 combination - Facility Termination Per Month			UNC1X	U1TF1	88.44		174.46	122.46	45.61	17.95		11.90							
	Channelization - Channel System DS1 to DS0 combination Per Month			UNC1X	MQ1	146.77		51.83	10.75				11.90							
	OCU-DP COCI (data) - DS1 to DS0 Channel System combination - per month (2.4-64kbs)			UNCDX	1D1DD	2.10		12.16	8.77	6.71	4.84		11.90							
	Additional 4-Wire 64Kbps Digital Grade Loop in same DS1 Interoffice Transport Combination - Zone 1		1	UNCDX	UDL64	22.20		127.59	60.54	42.79	2.81		11.90							
	Additional 4-Wire 64Kbps Digital Grade Loop in same DS1 Interoffice Transport Combination - Zone 2		2	UNCDX	UDL64	31.56		127.59	60.54	42.79	2.81		11.90							
	Additional 4-Wire 64Kbps Digital Grade Loop in same DS1 Interoffice Transport Combination - Zone 3		3	UNCDX	UDL64	55.99		127.59	60.54	42.79	2.81		11.90							
	OCU-DP COCI (data) - DS1 to DS0 Channel System combination - per month (2.4-64kbs)			UNCDX	1D1DD	2.10		12.16	8.77	6.71	4.84		11.90							
	Nonrecurring Currently Combined Network Elements Switch -As-Is Charge			UNC1X	UNCCC			8.98	8.98	8.98	8.98		11.90							
<b>4-WIRE DS1 DIGITAL EXTENDED LOOP WITH DEDICATED DS1 INTEROFFICE TRANSPORT (EEL)</b>																				
	4-Wire DS1 Digital Loop in Combination with DS1 Interoffice Transport - Zone 1		1	UNC1X	USLXX	70.74		217.75	121.62	51.44	14.45		11.90							

UNBUNDLED NETWORK ELEMENTS - Florida										Attachment: 2		Exhibit: B				
CATEGORY	RATE ELEMENTS	Interim	Zone	BCS	USOC	RATES (\$)	Svc Order Submitted Elec per LSR	Svc Order Submitted Manually per LSR	Incremental Charge - Manual Svc Order vs. Electronic-1st	Incremental Charge - Manual Svc Order vs. Electronic-Add'l	Incremental Charge - Manual Svc Order vs. Electronic-Disc 1st	Incremental Charge - Manual Svc Order vs. Electronic-Disc Add'l				
													Rec	Nonrecurring		Nonrecurring Disconnect
										SOMEc	SOMAN	SOMAN	SOMAN	SOMAN	SOMAN	
	4-Wire DS1 Digital Loop in Combination with DS1 Interoffice Transport - Zone 2		2	UNC1X	USLXX	100.54		217.75	121.62	51.44	14.45		11.90			
	4-Wire DS1 Digital Loop in Combination with DS1 Interoffice Transport - Zone 3		3	UNC1X	USLXX	178.39		217.75	121.62	51.44	14.45		11.90			
	Interoffice Transport - Dedicated - DS1 combination - Per Mile Per Month			UNC1X	1L5XX	0.1856										
	Interoffice Transport - Dedicated - DS1 combination - Facility Termination Per Month			UNC1X	U1TF1	88.44		174.46	122.46	45.61	17.95		11.90			
	Nonrecurring Currently Combined Network Elements Switch -As-Is Charge			UNC1X	UNCCC			8.98	8.98	8.98	8.98		11.90			
<b>4-WIRE DS1 DIGITAL EXTENDED LOOP WITH DEDICATED DS3 INTEROFFICE TRANSPORT (EEL)</b>																
	First DS1Loop in DS3 Interoffice Transport Combination - Zone 1		1	UNC1X	USLXX	70.74		217.75	121.62	51.44	14.45		11.90			
	First DS1Loop in DS3 Interoffice Transport Combination - Zone 2		2	UNC1X	USLXX	100.54		217.75	121.62	51.44	14.45		11.90			
	First DS1Loop in DS3 Interoffice Transport Combination - Zone 3		3	UNC1X	USLXX	178.39		217.75	121.62	51.44	14.45		11.90			
	Interoffice Transport - Dedicated - DS3 combination - Per Mile Per Month			UNC3X	1L5XX	3.87										
	Interoffice Transport - Dedicated - DS3 - Facility Termination per month			UNC3X	U1TF3	1,071.00		314.45	130.88	38.60	18.23		11.90			
	DS3 to DS1 Channel System combination per month			UNC3X	MQ3	211.19		115.60	59.93	5.45	0.00		11.90			
	DS3 Interface Unit (DS1 COCI) combination per month			UNC1X	UC1D1	13.76		12.16	8.77	6.71	4.84		11.90			
	Additional DS1Loop in DS3 Interoffice Transport Combination - Zone 1		1	UNC1X	USLXX	70.74		217.75	121.62	51.44	14.45		11.90			
	Additional DS1Loop in DS3 Interoffice Transport Combination - Zone 2		2	UNC1X	USLXX	100.54		217.75	121.62	51.44	14.45		11.90			
	Additional DS1Loop in DS3 Interoffice Transport Combination - Zone 3		3	UNC1X	USLXX	178.39		217.75	121.62	51.44	14.45		11.90			
	DS3 Interface Unit (DS1 COCI) combination per month			UNC1X	UC1D1	13.76		12.16	8.77	6.71	4.84		11.90			
	Nonrecurring Currently Combined Network Elements Switch -As-Is Charge			UNC3X	UNCCC			8.98	8.98	8.98	8.98		11.90			
<b>2-WIRE VOICE GRADE EXTENDED LOOP/ 2 WIRE VOICE GRADE INTEROFFICE TRANSPORT (EEL)</b>																
	2-WireVG Loop used with 2-wire VG Interoffice Transport Combination - Zone 1		1	UNCVX	UEAL2	12.24		127.59	60.54	42.79	2.81		11.90			
	2-WireVG Loop used with 2-wire VG Interoffice Transport Combination - Zone 2		2	UNCVX	UEAL2	17.40		127.59	60.54	42.79	2.81		11.90			
	2-WireVG Loop used with 2-wire VG Interoffice Transport Combination - Zone 3		3	UNCVX	UEAL2	30.87		127.59	60.54	42.79	2.81		11.90			
	Interoffice Transport - Dedicated - 2-wire VG combination - Per Mile Per Month			UNCVX	1L5XX	0.0091										
	Interoffice Transport - Dedicated - 2- Wire Voice Grade combination - Facility Termination per month			UNCVX	U1TV2	25.32		94.70	52.59	50.49	21.53		11.90			
	Nonrecurring Currently Combined Network Elements Switch -As-Is Charge			UNCVX	UNCCC			8.98	8.98	8.98	8.98		11.90			
<b>4-WIRE VOICE GRADE EXTENDED LOOP/ 4 WIRE VOICE GRADE INTEROFFICE TRANSPORT (EEL)</b>																
	4-WireVG Loop used with 4-wire VG Interoffice Transport Combination - Zone 1		1	UNCVX	UEAL4	18.89		127.59	60.54	42.79	2.81		11.90			
	4-WireVG Loop used with 4-wire VG Interoffice Transport Combination - Zone 2		2	UNCVX	UEAL4	26.84		127.59	60.54	42.79	2.81		11.90			
	4-WireVG Loop used with 4-wire VG Interoffice Transport Combination - Zone 3		3	UNCVX	UEAL4	47.62		127.59	60.54	42.79	2.81		11.90			
	Interoffice Transport - Dedicated - 4-wire VG combination - Per Mile Per Month			UNCVX	1L5XX	0.0091										
	Interoffice Transport - Dedicated - 4- Wire Voice Grade combination - Facility Termination per month			UNCVX	U1TV4	22.58		94.70	52.59	50.49	21.53		11.90			
	Nonrecurring Currently Combined Network Elements Switch -As-Is Charge			UNCVX	UNCCC			8.98	8.98	8.98	8.98		11.90			
<b>DS3 DIGITAL EXTENDED LOOP WITH DEDICATED DS3 INTEROFFICE TRANSPORT (EEL)</b>																



UNBUNDLED NETWORK ELEMENTS - Florida										Attachment: 2		Exhibit: B				
CATEGORY	RATE ELEMENTS	Interim	Zone	BCS	USOC	RATES (\$)	Svc Order Submitted Elec per LSR	Svc Order Submitted Manually per LSR	Incremental Charge - Manual Svc Order vs. Electronic-1st	Incremental Charge - Manual Svc Order vs. Electronic-Add'l	Incremental Charge - Manual Svc Order vs. Electronic-Disc 1st	Incremental Charge - Manual Svc Order vs. Electronic-Disc Add'l				
													Rec	Nonrecurring		Nonrecurring Disconnect
							First	Add'l	First	Add'l	SOMEC	SOMAN	SOMAN	SOMAN	SOMAN	SOMAN
	Additional DS1Loop in STS1 Interoffice Transport Combination - Zone 2		2	UNC1X	USLXX	100.54	217.75	121.62	51.44	14.45		11.90				
	Additional DS1Loop in STS1 Interoffice Transport Combination - Zone 3		3	UNC1X	USLXX	178.39	217.75	121.62	51.44	14.45		11.90				
	DS3 Interface Unit (DS1 COCI) combination per month			UNC1X	UC1D1	13.76	12.16	8.77	6.71	4.84		11.90				
	Nonrecurring Currently Combined Network Elements Switch -As-Is Charge			UNCSX	UNCCC		8.98	8.98	8.98	8.98		11.90				
<b>4-WIRE 56 KBPS DIGITAL EXTENDED LOOP WITH 56 KBPS INTEROFFICE TRANSPORT (EEL)</b>																
	4-wire 56 kbps Loop/4-wire 56 kbps Interoffice Transport Combination - Zone 1		1	UNCDX	UDL56	22.20	127.59	60.54	42.79	2.81		11.90				
	4-wire 56 kbps Loop/4-wire 56 kbps Interoffice Transport Combination - Zone 2		2	UNCDX	UDL56	31.56	127.59	60.54	42.79	2.81		11.90				
	4-wire 56 kbps Loop/4-wire 56 kbps Interoffice Transport Combination - Zone 3		3	UNCDX	UDL56	55.99	127.59	60.54	42.79	2.81		11.90				
	Interoffice Transport - Dedicated - 4-wire 56 kbps combination - Per Mile			UNCDX	1L5XX	0.0091										
	Interoffice Transport - Dedicated - 4-wire 56 kbps combination - Facility Termination			UNCDX	U1TD5	18.44	94.70	52.59	50.49	21.53		11.90				
	Nonrecurring Currently Combined Network Elements Switch -As-Is Charge			UNCDX	UNCCC		8.98	8.98	8.98	8.98		11.90				
<b>4-WIRE 64 KBPS DIGITAL EXTENDED LOOP WITH 64 KBPS INTEROFFICE TRANSPORT (EEL)</b>																
	4-wire 64 kbps Loop/4-wire 64 kbps Interoffice Transport Combination - Zone 1		1	UNCDX	UDL64	22.20	127.59	60.54	42.79	2.81		11.90				
	4-wire 64 kbps Loop/4-wire 64 kbps Interoffice Transport Combination - Zone 2		2	UNCDX	UDL64	31.56	127.59	60.54	42.79	2.81		11.90				
	4-wire 64 kbps Loop/4-wire 64 kbps Interoffice Transport Combination - Zone 3		3	UNCDX	UDL64	55.99	127.59	60.54	42.79	2.81		11.90				
	Interoffice Transport - Dedicated - 4-wire 64 kbps combination - Per Mile			UNCDX	1L5XX	0.0091										
	Interoffice Transport - Dedicated - 4-wire 64 kbps combination - Facility Termination			UNCDX	U1TD6	18.44	94.70	52.59	50.49	21.53		11.90				
	Nonrecurring Currently Combined Network Elements Switch -As-Is Charge			UNCDX	UNCCC		8.98	8.98	8.98	8.98		11.90				
<b>ADDITIONAL NETWORK ELEMENTS</b>																
<b>When used as a part of a currently combined facility, the non-recurring charges do not apply, but a Switch As Is charge does apply.</b>																
<b>When used as ordinarily combined network elements in All States, the non-recurring charges apply and the Switch As Is Charge does not.</b>																
<b>Nonrecurring Currently Combined Network Elements "Switch As Is" Charge (One applies to each combination)</b>																
	Nonrecurring Currently Combined Network Elements Switch -As-Is Charge - 2 wire/4-Wire VG			UNCVX	UNCCC		8.98	8.98	8.98	8.98		11.90				
	Nonrecurring Currently Combined Network Elements Switch -As-Is Charge - 56/64 kbps			UNCDX	UNCCC		8.98	8.98	8.98	8.98		11.90				
	Nonrecurring Currently Combined Network Elements Switch -As-Is Charge - DS1			UNC1X	UNCCC		8.98	8.98	8.98	8.98		11.90				
	Nonrecurring Currently Combined Network Elements Switch -As-Is Charge - DS3			UNC3X	UNCCC		8.98	8.98	8.98	8.98		11.90				
	Nonrecurring Currently Combined Network Elements Switch -As-Is Charge - STS1			UNCSX	UNCCC		8.98	8.98	8.98	8.98		11.90				
<b>NOTE: Local Channel - Dedicated Transport - minimum billing period - Below DS3=one month, DS3 and above=four months</b>																
	Local Channel - Dedicated - 2-Wire Voice Grade Zone 1		1	UNCVX	ULDV2	19.66	265.84	46.97	37.63	4.00		11.90				
	Local Channel - Dedicated - 2-Wire Voice Grade Zone 2		2	UNCVX	ULDV2	27.94	265.84	46.97	37.63	4.00		11.90				
	Local Channel - Dedicated - 2-Wire Voice Grade Zone 3		3	UNCVX	ULDV2	49.58	265.84	46.97	37.63	4.00		11.90				
	Local Channel - Dedicated - 4-Wire Voice Grade Zone 1		1	UNCVX	ULDV4	20.45	266.54	47.67	44.22	5.33		11.90				
	Local Channel - Dedicated - 4-Wire Voice Grade Zone 2		2	UNCVX	ULDV4	29.06	266.54	47.67	44.22	5.33		11.90				
	Local Channel - Dedicated - 4-Wire Voice Grade Zone3		3	UNCVX	ULDV4	51.56	266.54	47.67	44.22	5.33		11.90				
	Local Channel - Dedicated - DS1 per month Zone 1		1	UNC1X	ULDF1	36.49	216.65	183.54	24.30	16.95		11.90				
	Local Channel - Dedicated -DS1 Per Month Zone 2		2	UNC1X	ULDF1	51.85	216.65	183.54	24.30	16.95		11.90				
	Local Channel - Dedicated - DS1- Per Month Zone 3		3	UNC1X	ULDF1	92.00	216.65	183.54	24.30	16.95		11.90				
	Local Channel - Dedicated - DS3 - Per Mile per month			UNC3X	1L5NC	8.50										
	Local Channel - Dedicated - DS3 - Facility Termination			UNC3X	ULDF3	531.91	556.37	343.01	139.13	96.84		11.90				

UNBUNDLED NETWORK ELEMENTS - Florida										Attachment: 2		Exhibit: B				
CATEGORY	RATE ELEMENTS	Interim	Zone	BCS	USOC	RATES (\$)	Svc Order Submitted Elec per LSR	Svc Order Submitted Manually per LSR	Incremental Charge - Manual Svc Order vs. Electronic-1st	Incremental Charge - Manual Svc Order vs. Electronic-Add'l	Incremental Charge - Manual Svc Order vs. Electronic-Disc 1st	Incremental Charge - Manual Svc Order vs. Electronic-Disc Add'l				
													Rec	Nonrecurring		Nonrecurring Disconnect
							First	Add'l	First	Add'l	SOMEC	SOMAN	SOMAN	SOMAN	SOMAN	SOMAN
	Local Channel - Dedicated - STS-1- Per Mile per month			UNCSX	1L5NC	8.50										
	Local Channel - Dedicated - STS-1 - Facility Termination			UNCSX	ULDFS	540.69	556.37	343.01	139.13	96.84		11.90				
<b>Optional Features &amp; Functions:</b>																
<b>MULTIPLEXERS</b>																
<b>NOTE: minimum billing period is one month for DS1 to DS0 Channel System and interfaces</b>																
<b>NOTE: minimum billing period is three months for DS3 to DS1 and above Channel System and interfaces</b>																
	Channelization - DS1 to DS0 Channel System			UXTD1	MQ1	146.77	101.42	71.62	11.09	10.49		11.90				
	OCU-DP COCI (data) - DS1 to DS0 Channel System - per month (2.4-64kbs)			UDL	1D1DD	2.10	10.07	7.08				11.90				
	2-wire ISDN COCI (BRITE) - DS1 to DS0 Channel System - per month			UDN	UC1CA	3.66	10.07	7.08				11.90				
	Voice Grade COCI - DS1 to DS0 Channel System - per month			UEA	1D1VG	1.38	10.07	7.08				11.90				
	DS3 to DS1 Channel System per month			UXTD3	MQ3	211.19	199.28	118.64	40.34	39.07		11.90				
	STS1 to DS1 Channel System per month			UXTS1	MQ3	211.19	199.28	118.64	40.34	39.07		11.90				
	DS3 Interface Unit (DS1 COCI) used with Loop per month			USL	UC1D1	13.76	10.07	7.08				11.90				
	DS3 Interface Unit (DS1 COCI) used with Local Channel per month			ULDD1	UC1D1	13.76	10.07	7.08				11.90				
	DS3 Interface Unit (DS1 COCI) used with Interoffice Channel per month			U1TD1	UC1D1	13.76	10.07	7.08				11.90				
<b>Sub-Loop Feeder</b>																
	Unbundled Sub-Loop Feeder Loop, 4-Wire DS1 - Statewide		sw	UNC1X	USBFG											
	Unbundled Sub-Loop Feeder Loop, 4-Wire DS1 - Zone 1		1	UNC1X	USBFG	42.59	133.77	78.02	85.16	21.21						
	Unbundled Sub-Loop Feeder Loop, 4-Wire DS1 - Zone 2		2	UNC1X	USBFG	60.53	133.77	78.02	85.16	21.21						
	Unbundled Sub-Loop Feeder Loop, 4-Wire DS1 - Zone 3		3	UNC1X	USBFG	107.39	133.77	78.02	85.16	21.21						
	Unbundled Sub-Loop Feeder Loop, 4-Wire DS1 - Zone 4		4	UNC1X	USBFG											
<b>UNBUNDLED LOCAL EXCHANGE SWITCHING(PORTS)</b>																
<b>Exchange Ports</b>																
<b>NOTE: Although the Port Rate includes all available features in GA, KY, LA &amp; TN, the desired features will need to be ordered using retail USOCs</b>																
<b>2-WIRE VOICE GRADE LINE PORT RATES (RES)</b>																
	Exchange Ports - 2-Wire Analog Line Port- Res.			UEPSR	UEPRL	1.40	3.74	3.63	1.88	1.80		11.90				
	Exchange Ports - 2-Wire Analog Line Port with Caller ID - Res.			UEPSR	UEPRC	1.40	3.74	3.63	1.88	1.80		11.90				
	Exchange Ports - 2-Wire Analog Line Port outgoing only - Res.			UEPSR	UEPRO	1.40	3.74	3.63	1.88	1.80		11.90				
	Exchange Ports - 2-Wire VG unbundled Florida area calling with Caller ID - Res.			UEPSR	UEPAF	1.40	3.74	3.63	1.88	1.80		11.90				
	Exchange Ports - 2-Wire VG unbundled Florida Residence Area Calling Plan, without Caller ID capability			UEPSR	UEPA9	1.40	3.74	3.63	1.88	1.80		11.90				
	Exchange Ports - 2-Wire VG unbundled Florida extended dialing port for use with CREX7 and Caller ID			UEPSR	UEPA1	1.40	3.74	3.63	1.88	1.80		11.90				
	Exchange Ports - 2-Wire VG unbundled Florida extended dialing port for use with CREX7, without Caller ID capability			UEPSR	UEPA8	1.40	3.74	3.63	1.88	1.80		11.90				
	Exchange Ports - 2-Wire VG unbundled res, low usage line port with Caller ID (LUM)			UEPSR	UEPAP	1.40	3.74	3.63	1.88	1.80		11.90				
	2-Wire voice unbundled Low Usage Line Port without Caller ID Capability			UEPSR	UEPRT	1.40	3.74	3.63	1.88	1.80		11.90				
	Subsequent Activity			UEPSR	USASC	0.00	0.00	0.00				11.90				
<b>FEATURES</b>																
	All Available Vertical Features			UEPSR	UEPVF	2.26	0.00	0.00				11.90				
<b>2-WIRE VOICE GRADE LINE PORT RATES (BUS)</b>																
	Exchange Ports - 2-Wire Analog Line Port without Caller ID - Bus			UEPSB	UEPBL	1.40	3.74	3.63	1.88	1.80		11.90				
	Exchange Ports - 2-Wire VG unbundled Line Port with unbundled port with Caller+E484 ID - Bus.			UEPSB	UEPBC	1.40	3.74	3.63	1.88	1.80		11.90				
	Exchange Ports - 2-Wire Analog Line Port outgoing only - Bus.			UEPSB	UEPBO	1.40	3.74	3.63	1.88	1.80		11.90				
	Exchange Ports - 2-Wire VG unbundled incoming only port with Caller ID - Bus			UEPSB	UEPB1	1.40	3.74	3.63	1.88	1.80		11.90				

UNBUNDLED NETWORK ELEMENTS - Florida										Attachment: 2		Exhibit: B				
CATEGORY	RATE ELEMENTS	Interim	Zone	BCS	USOC	RATES (\$)	Svc Order Submitted Elec per LSR	Svc Order Submitted Manually per LSR	Incremental Charge - Manual Svc Order vs. Electronic-1st	Incremental Charge - Manual Svc Order vs. Electronic-Add'l	Incremental Charge - Manual Svc Order vs. Electronic-Disc 1st	Incremental Charge - Manual Svc Order vs. Electronic-Disc Add'l				
													Rec	Nonrecurring		Nonrecurring Disconnect
										SOMEc	SOMAN	SOMAN	SOMAN	SOMAN	SOMAN	
	2-Wire voice unbundled Incoming Only Port without Caller ID Capability			UEPSB	UEPBE	1.40		3.74	3.63	1.88	1.80					
	Subsequent Activity			UEPSB	USASC	0.00		0.00	0.00							
	<b>FEATURES</b>															
	All Available Vertical Features			UEPSB	UEPVF	2.26		0.00	0.00							
	<b>EXCHANGE PORT RATES (DID &amp; PBX)</b>															
	2-Wire VG Unbundled 2-Way PBX Trunk - Res			UEPSE	UEPRD	1.40		39.06	18.18	12.35	0.7187					
	2-Wire VG Line Side Unbundled 2-Way PBX Trunk - Bus			UEPSP	UEPPC	1.40		39.06	18.18	12.35	0.7187					
	2-Wire VG Line Side Unbundled Outward PBX Trunk - Bus			UEPSP	UEPPO	1.40		39.06	18.18	12.35	0.7187					
	2-Wire VG Line Side Unbundled Incoming PBX Trunk - Bus			UEPSP	UEPP1	1.40		39.06	18.18	12.35	0.7187					
	2-Wire Analog Long Distance Terminal PBX Trunk - Bus			UEPSP	UEPLD	1.40		39.06	18.18	12.35	0.7187					
	2-Wire Voice Unbundled PBX LD Terminal Ports			UEPSP	UEPLD	1.40		39.06	18.18	12.35	0.7187					
	2-Wire Vice Unbundled 2-Way PBX Usage Port			UEPSP	UEPXA	1.40		39.06	18.18	12.35	0.7187					
	2-Wire Voice Unbundled PBX Toll Terminal Hotel Ports			UEPSP	UEPXB	1.40		39.06	18.18	12.35	0.7187					
	2-Wire Voice Unbundled PBX LD DDD Terminals Port			UEPSP	UEPXC	1.40		39.06	18.18	12.35	0.7187					
	2-Wire Voice Unbundled PBX LD Terminal Switchboard Port			UEPSP	UEPXD	1.40		39.06	18.18	12.35	0.7187					
	2-Wire Voice Unbundled PBX LD Terminal Switchboard IDD Capable Port			UEPSP	UEPXE	1.40		39.06	18.18	12.35	0.7187					
	2-Wire Voice Unbundled 2-Way PBX Hotel/Hospital Economy Administrative Calling Port			UEPSP	UEPXL	1.40		39.06	18.18	12.35	0.7187					
	2-Wire Voice Unbundled 2-Way PBX Hotel/Hospital Economy Room Calling Port			UEPSP	UEPXM	1.40		39.06	18.18	12.35	0.7187					
	2-Wire Voice Unbundled 1-Way Outgoing PBX Hotel/Hospital Discount Room Calling Port			UEPSP	UEPXO	1.40		39.06	18.18	12.35	0.7187					
	2-Wire Voice Unbundled 1-Way Outgoing PBX Measured Port			UEPSP	UEPXS	1.40		39.06	18.18	12.35	0.7187					
	Subsequent Activity			UEPSP	USASC	0.00		0.00	0.00							
	<b>FEATURES</b>															
	All Available Vertical Features			UEPSP	UEPSE	2.26		0.00	0.00							
	<b>EXCHANGE PORT RATES (COIN)</b>															
	Exchange Ports - Coin Port					1.40		3.74	3.63	1.88	1.80					
	<b>NOTE: Transmission/usage charges associated with POTS circuit switched usage will also apply to circuit switched voice and/or circuit switched data transmission by B-Channels associated with 2-wire ISDN ports.</b>															
	<b>NOTE: Access to B Channel or D Channel Packet capabilities will be available only through BFR/New Business Request Process. Rates for the packet capabilities will be determined via the Bona Fide Request/New Business Request Process.</b>															
	<b>UNBUNDLED LOCAL EXCHANGE SWITCHING(PORTS)</b>															
	<b>EXCHANGE PORT RATES</b>															
	Exchange Ports - 2-Wire DID Port			UEPEX	UEPP2	8.73		78.41	15.82	41.94	4.26					1.83
	Exchange Ports - DDITS Port - 4-Wire DS1 Port with DID capability			UEPDD	UEPDD	54.95		151.11	77.75	48.81	3.10					1.83
	Exchange Ports - 2-Wire ISDN Port (See Notes below.)			UEPTX	UEPSX	8.83		46.83	50.68	27.64	11.93					1.83
	All Features Offered			UEPTX	UEPSX	2.26		0.00	0.00							1.83
	<b>NOTE: Transmission/usage charges associated with POTS circuit switched usage will also apply to circuit switched voice and/or circuit switched data transmission by B-Channels associated with 2-wire ISDN ports.</b>															
	<b>NOTE: Access to B Channel or D Channel Packet capabilities will be available only through BFR/New Business Request Process. Rates for the packet capabilities will be determined via the Bona Fide Request/New Business Request Process.</b>															
	Exchange Ports - 2-Wire ISDN Port -- Channel Profiles			UEPTX	UEPSX	0.00		0.00	0.00							
	Exchange Ports - 4-Wire ISDN DS1 Port			UEPEX	UEPEX	82.74		174.61	95.17	49.80	18.23					1.83
	<b>UNBUNDLED PORT with REMOTE CALL FORWARDING CAPABILITY</b>															
	<b>UNBUNDLED REMOTE CALL FORWARDING SERVICE - RESIDENCE</b>															
	Unbundled Remote Call Forwarding Service, Area Calling, Res			UEPVR	UERAC	1.40		3.74	3.63	1.88	1.80					
	Unbundled Remote Call Forwarding Service, Local Calling - Res			UEPVR	UERLC	1.40		3.74	3.63	1.88	1.80					
	Unbundled Remote Call Forwarding Service, InterLATA - Res			UEPVR	UERTE	1.40		3.74	3.63	1.88	1.80					
	Unbundled Remote Call Forwarding Service, IntraLATA - Res			UEPVR	UERTR	1.40		3.74	3.63	1.88	1.80					
	<b>Non-Recurring</b>															
	Unbundled Remote Call Forwarding Service - Conversion - Switch-as-is			UEPVR	USAC2			0.102	0.102							11.90
	Unbundled Remote Call Forwarding Service - Conversion with allowed change (PIC and LPIC)			UEPVR	USACC			0.102	0.102							
	<b>UNBUNDLED REMOTE CALL FORWARDING - Bus</b>															
	Unbundled Remote Call Forwarding Service, Area Calling - Bus			UEPVB	UERAC	1.40		3.74	3.63	1.88	1.80					

UNBUNDLED NETWORK ELEMENTS - Florida										Attachment: 2		Exhibit: B				
CATEGORY	RATE ELEMENTS	Interim	Zone	BCS	USOC	RATES (\$)	Svc Order Submitted Elec per LSR	Svc Order Submitted Manually per LSR	Incremental Charge - Manual Svc Order vs. Electronic-1st	Incremental Charge - Manual Svc Order vs. Electronic-Add'l	Incremental Charge - Manual Svc Order vs. Electronic-Disc 1st	Incremental Charge - Manual Svc Order vs. Electronic-Disc Add'l				
													Rec	Nonrecurring		Nonrecurring Disconnect
							First	Add'l	First	Add'l	SOMEC	SOMAN	SOMAN	SOMAN	SOMAN	SOMAN
	Unbundled Remote Call Forwarding Service, Local Calling - Bus			UEPVB	UERLC	1.40	3.74	3.63	1.88	1.80		11.90				
	Unbundled Remote Call Forwarding Service, InterLATA - Bus			UEPVB	UERTE	1.40	3.74	3.63	1.88	1.80		11.90				
	Unbundled Remote Call Forwarding Service, IntraLATA - Bus			UEPVB	UERTR	1.40	3.74	3.63	1.88	1.80		11.90				
	Unbundled Remote Call Forwarding Service Expanded and Exception Local Calling			UEPVB	UERVJ	1.40	3.74	3.63	1.88	1.80		11.90				
<b>Non-Recurring</b>																
	Unbundled Remote Call Forwarding Service - Conversion - Switch-as-is			UEPVB	USAC2		0.102	0.102				11.90				
	Unbundled Remote Call Forwarding Service - Conversion with allowed change (PIC and LPIC)			UEPVB	USACC		0.102	0.102								
<b>UNBUNDLED LOCAL SWITCHING, PORT USAGE</b>																
<b>End Office Switching (Port Usage)</b>																
	End Office Switching Function, Per MOU					0.0007662										
	End Office Trunk Port - Shared, Per MOU					0.000164										
<b>Tandem Switching (Port Usage) (Local or Access Tandem)</b>																
	Tandem Switching Function Per MOU					0.0001319										
	Tandem Trunk Port - Shared, Per MOU					0.000235										
<b>Common Transport</b>																
	Common Transport - Per Mile, Per MOU					0.0000035										
	Common Transport - Facilities Termination Per MOU					0.0004372										
<b>UNBUNDLED PORT/LOOP COMBINATIONS - COST BASED RATES</b>																
Cost Based Rates are applied where BellSouth is required by FCC and/or State Commission rule to provide Unbundled Local Switching or Switch Ports.																
Features shall apply to the Unbundled Port/Loop Combination - Cost Based Rate section in the same manner as they are applied to the Stand-Alone Unbundled Port section of this Rate Exhibit.																
End Office and Tandem Switching Usage and Common Transport Usage rates in the Port section of this rate exhibit shall apply to all combinations of loop/port network elements except for UNE Coin Port/Loop Combinations.																
The first and additional Port nonrecurring charges apply to Not Currently Combined Combos. For Currently Combined Combos the nonrecurring charges shall be those identified in the Nonrecurring - Currently Combined sections.																
<b>2-WIRE VOICE GRADE LOOP WITH 2-WIRE LINE PORT (RES)</b>																
<b>UNE Port/Loop Combination Rates</b>																
	2-Wire VG Loop/Port Combo - Zone 1		1			10.94										
	2-Wire VG Loop/Port Combo - Zone 2		2			15.05										
	2-Wire VG Loop/Port Combo - Zone 3		3			25.80										
<b>UNE Loop Rates</b>																
	2-Wire Voice Grade Loop (SL1) - Zone 1		1	UEPRX	UEPLX	9.77										
	2-Wire Voice Grade Loop (SL1) - Zone 2		2	UEPRX	UEPLX	13.88										
	2-Wire Voice Grade Loop (SL1) - Zone 3		3	UEPRX	UEPLX	24.63										
<b>2-Wire Voice Grade Line Port Rates (Res)</b>																
	2-Wire voice unbundled port - residence			UEPRX	UEPRL	1.17	53.31	26.46	27.50	8.37		11.90				
	2-Wire voice unbundled port with Caller ID - res			UEPRX	UEPRC	1.17	53.31	26.46	27.50	8.37		11.90				
	2-Wire voice unbundled port outgoing only - res			UEPRX	UEPRO	1.17	53.31	26.46	27.50	8.37		11.90				
	2-Wire voice unbundled Florida Area Calling with Caller ID - res			UEPRX	UEPAF	1.17	53.31	26.46	27.50	8.37		11.90				
	2-Wire voice unbundles res, low usage line port with Caller ID (LUM)			UEPRX	UEPAP	1.17	53.31	26.46	27.50	8.37		11.90				
	2-Wire voice unbundled Florida extended dialing port for use with CREX7 and Caller ID			UEPRX	UEPA1	1.17	53.31	26.46	27.50	8.37		11.90				
	2-Wire voice unbundled Florida extended dialing port for use with CREX7, without Caller ID capability			UEPRX	UEPA8	1.17	53.31	26.46	27.50	8.37		11.90				
	2-Wire voice unbundled Florida Area Calling Port without Caller ID Capability			UEPRX	UEPA9	1.17	53.31	26.46	27.50	8.37		11.90				
	2-Wire voice unbundled Low Usage Line Port without Caller ID Capability			UEPRX	UEPRT	1.17	53.31	26.46	27.50	8.37		11.90				
<b>FEATURES</b>																
	All Features Offered			UEPRX	UEPVF	2.26	0.00	0.00				11.90				
<b>LOCAL NUMBER PORTABILITY</b>																
	Local Number Portability (1 per port)			UEPRX	LNPCX	0.35										
<b>NONRECURRING CHARGES (NRCs) - CURRENTLY COMBINED</b>																
	2-Wire Voice Grade Loop / Line Port Combination - Conversion - Switch-as-is			UEPRX	USAC2		0.102	0.102				11.90				



UNBUNDLED NETWORK ELEMENTS - Florida											Attachment: 2		Exhibit: B					
CATEGORY	RATE ELEMENTS	Interim	Zone	BCS	USOC	RATES (\$)	Svc Order Submitted Elec per LSR	Svc Order Submitted Manually per LSR	Incremental Charge - Manual Svc Order vs. Electronic-1st	Incremental Charge - Manual Svc Order vs. Electronic-Add'l	Incremental Charge - Manual Svc Order vs. Electronic-Disc 1st	Incremental Charge - Manual Svc Order vs. Electronic-Disc Add'l						
													Rec	Nonrecurring		Nonrecurring Disconnect		OSS Rates (\$)
							First	Add'l	First	Add'l	SOMEc	SOMAN	SOMAN	SOMAN	SOMAN	SOMAN		
	2-Wire Voice Grade Loop / Line Port Combination - Conversion - Switch with change			UEPRX	USACC		0.102	0.102				11.90						
	<b>ADDITIONAL NRCs</b>																	
	2-Wire Voice Grade Loop/Line Port Combination - Subsequent Activity			UEPRX	USAS2	0.00	0.00	0.00				11.90						
	<b>2-WIRE VOICE GRADE LOOP WITH 2-WIRE LINE PORT (BUS)</b>																	
	<b>UNE Port/Loop Combination Rates</b>																	
	2-Wire VG Loop/Port Combo - Zone 1		1			10.94												
	2-Wire VG Loop/Port Combo - Zone 2		2			15.05												
	2-Wire VG Loop/Port Combo - Zone 3		3			25.80												
	<b>UNE Loop Rates</b>																	
	2-Wire Voice Grade Loop (SL1) - Zone 1		1	UEPBX	UEPLX	9.77												
	2-Wire Voice Grade Loop (SL1) - Zone 2		2	UEPBX	UEPLX	13.88												
	2-Wire Voice Grade Loop (SL1) - Zone 3		3	UEPBX	UEPLX	24.63												
	<b>2-Wire Voice Grade Line Port (Bus)</b>																	
	2-Wire voice unbundled port without Caller ID - bus			UEPBX	UEPBL	1.17	53.31	26.46	27.50	8.37		11.90						
	2-Wire voice unbundled port with Caller + E484 ID - bus			UEPBX	UEPBC	1.17	53.31	26.46	27.50	8.37		11.90						
	2-Wire voice unbundled port outgoing only - bus			UEPBX	UEPBO	1.17	53.31	26.46	27.50	8.37		11.90						
	2-Wire voice unbundled incoming only port with Caller ID - Bus			UEPBX	UEPB1	1.17	53.31	26.46	27.50	8.37		11.90						
	2-Wire voice unbundled Incoming Only Port without Caller ID Capability			UEPBX	UEPBE	1.17	53.31	26.46	27.50	8.37		11.90						
	<b>LOCAL NUMBER PORTABILITY</b>																	
	Local Number Portability (1 per port)			UEPBX	LNPCX	0.35												
	<b>FEATURES</b>																	
	All Features Offered			UEPBX	UEPVF	2.26	0.00	0.00				11.90						
	<b>NONRECURRING CHARGES (NRCs) - CURRENTLY COMBINED</b>																	
	2-Wire Voice Grade Loop / Line Port Combination - Conversion - Switch-as-is			UEPBX	USAC2		0.102	0.102				11.90						
	2-Wire Voice Grade Loop / Line Port Combination - Conversion - Switch with change			UEPBX	USACC		0.102	0.102				11.90						
	<b>ADDITIONAL NRCs</b>																	
	2-Wire Voice Grade Loop/Line Port Combination - Subsequent Activity			UEPBX	USAS2		0.00	0.00				11.90						
	<b>2-WIRE VOICE GRADE LOOP WITH 2-WIRE LINE PORT (RES - PBX)</b>																	
	<b>UNE Port/Loop Combination Rates</b>																	
	2-Wire VG Loop/Port Combo - Zone 1		1			10.94												
	2-Wire VG Loop/Port Combo - Zone 2		2			15.05												
	2-Wire VG Loop/Port Combo - Zone 3		3			25.80												
	<b>UNE Loop Rates</b>																	
	2-Wire Voice Grade Loop (SL 1) - Zone 1		1	UEPRG	UEPLX	9.77												
	2-Wire Voice Grade Loop (SL 1) - Zone 2		2	UEPRG	UEPLX	13.88												
	2-Wire Voice Grade Loop (SL 1) - Zone 3		3	UEPRG	UEPLX	24.63												
	<b>2-Wire Voice Grade Line Port Rates (RES - PBX)</b>																	
	2-Wire VG Unbundled Combination 2-Way PBX Trunk Port - Res			UEPRG	UEPRD	1.17	174.81	100.65	75.88	12.73		11.90						
	<b>LOCAL NUMBER PORTABILITY</b>																	
	Local Number Portability (1 per port)			UEPRG	LNPCP	3.15	0.00	0.00				11.90						
	<b>FEATURES</b>																	
	All Features Offered			UEPRG	UEPVF	2.26	0.00	0.00				11.90						
	<b>NONRECURRING CHARGES (NRCs) - CURRENTLY COMBINED</b>																	
	2-Wire Voice Grade Loop/ Line Port Combination (PBX) - Conversion - Switch-As-Is			UEPRG	USAC2		8.45	1.91				11.90						
	2-Wire Voice Grade Loop/ Line Port Combination (PBX) - Conversion - Switch with Change			UEPRG	USACC		8.45	1.91				11.90						
	<b>ADDITIONAL NRCs</b>																	
	2-Wire Voice Grade Loop/ Line Port Combination (PBX) - Subsequent Activity			UEPRG	USAS2	0.00	0.00	0.00				11.90						
	PBX Subsequent Activity - Change/Rearrange Multiline Hunt Group						7.86	7.86				11.90						



UNBUNDLED NETWORK ELEMENTS - Florida										Attachment: 2		Exhibit: B			
CATEGORY	RATE ELEMENTS	Interim	Zone	BCS	USOC	RATES (\$)	Svc Order Submitted Elec per LSR	Svc Order Submitted Manually per LSR	Incremental Charge - Manual Svc Order vs. Electronic-1st	Incremental Charge - Manual Svc Order vs. Electronic-Add'l	Incremental Charge - Manual Svc Order vs. Electronic-Disc 1st	Incremental Charge - Manual Svc Order vs. Electronic-Disc Add'l			
													Rec	Nonrecurring	
										SOMEc	SOMAN	SOMAN	SOMAN	SOMAN	SOMAN
	2-Wire Coin Outward with Operator Screening and 011 Blocking (AL, FL)			UEPCO	UEPRK	1.17		53.31	26.46	27.50	8.37		11.90		
	2-Wire Coin Outward with Operator Screening and Blocking: 900/976, 1+DDD, 011+ (FL)			UEPCO	UEPOF	1.17		53.31	26.46	27.50	8.37		11.90		
	2-Wire Coin Outward with Operator Screening and Blocking: 900/976, 1+DDD, 011+, and Local (FL, GA)			UEPCO	UEPCQ	1.17		53.31	26.46	27.50	8.37		11.90		
	2-Wire 2-Way Smartline with 900/976 (all states except LA)			UEPCO	UEPCK	1.17		53.31	26.46	27.50	8.37		11.90		
	2-Wire Coin Outward Smartline with 900/976 (all states except LA)			UEPCO	UEPCR	1.17		53.31	26.46	27.50	8.37		11.90		
	<b>ADDITIONAL UNE COIN PORT/LOOP (RC)</b>														
	UNE Coin Port/Loop Combo Usage (Flat Rate)			UEPCO	URECU	1.86		0.00	0.00	0.00	0.00		11.90		
	<b>LOCAL NUMBER PORTABILITY</b>														
	Local Number Portability (1 per port)			UEPCO	LNPCX	0.35									
	<b>NONRECURRING CHARGES - CURRENTLY COMBINED</b>														
	2-Wire Voice Grade Loop / Line Port Combination - Conversion - Switch-as-is			UEPCO	USAC2			0.102	0.102				11.90		
	2-Wire Voice Grade Loop / Line Port Combination - Conversion - Switch with change			UEPCO	USACC			0.102	0.102				11.90		
	<b>ADDITIONAL NRCs</b>														
	2-Wire Voice Grade Loop/Line Port Combination - Subsequent Activity			UEPCO	USAS2			0.00	0.00				11.90		
	<b>2-WIRE VOICE LOOP/ 2WIRE VOICE GRADE IO TRANSPORT/ 2-WIRE LINE PORT (RES)</b>														
	<b>UNE Port/Loop Combination Rates</b>														
	2-Wire VG Loop/IO Transport/Port Combo - Zone 1		1			13.64									
	2-Wire VG Loop/IO Transport/Port Combo - Zone 2		2			18.80									
	2-Wire VG Loop/IO Transport/Port Combo - Zone 3		3			32.27									
	<b>UNE Loop Rates</b>														
	2-Wire Voice Grade Loop (SL2) - Zone 1		1	UEPFR	UECF2	12.24									
	2-Wire Voice Grade Loop (SL2) - Zone 2		2	UEPFR	UECF2	17.40									
	2-Wire Voice Grade Loop (SL2) - Zone 3		3	UEPFR	UECF2	30.87									
	<b>2-Wire Voice Grade Line Port Rates (Res)</b>														
	2-Wire voice unbundled port - residence			UEPFR	UEPRL	1.40		174.81	100.65	75.88	12.73		11.90		
	2-Wire voice unbundled port with Caller ID - res			UEPFR	UEPRC	1.40		174.81	100.65	75.88	12.73		11.90		
	2-Wire voice unbundled port outgoing only - res			UEPFR	UEPRO	1.40		174.81	100.65	75.88	12.73		11.90		
	2-Wire voice unbundled Florida Area Calling with Caller ID - res			UEPFR	UEPAF	1.40		174.81	100.65	75.88	12.73		11.90		
	2-Wire voice unbundled res, low usage line port with Caller ID (LUM)			UEPFR	UEPAP	1.40		174.81	100.65	75.88	12.73		11.90		
	<b>INTEROFFICE TRANSPORT</b>														
	Interoffice Transport - Dedicated - 2 Wire Voice Grade - Facility Termination			UEPFR	U1TV2	25.32		47.35	31.78						
	Interoffice Transport - Dedicated - 2 Wire Voice Grade - Per Mile or Fraction Mile			UEPFR	1L5XX	0.0091									
	<b>FEATURES</b>														
	All Features Offered			UEPFR	UEPVF	2.26		0.00	0.00				11.90		
	<b>LOCAL NUMBER PORTABILITY</b>														
	Local Number Portability (1 per port)			UEPFR	LNPCX	0.35									
	<b>NONRECURRING CHARGES (NRCs) - CURRENTLY COMBINED</b>														
	2-Wire Loop / Dedicated IO Transport / 2 Wire Line Port Combination - Conversion - Switch-as-is			UEPFR	USAC2			16.97	3.73				11.90		
	2-Wire Loop / Dedicated IO Transport / 2 Wire Line Port Combination - Conversion - Switch-With-Change			UEPFR	USACC			16.97	3.73				11.90		
	<b>2-WIRE VOICE LOOP/ 2WIRE VOICE GRADE IO TRANSPORT/ 2-WIRE LINE PORT (BUS)</b>														
	<b>UNE Port/Loop Combination Rates</b>														
	2-Wire VG Loop/IO Transport/Port Combo - Zone 1		1			13.64									
	2-Wire VG Loop/IO Transport/Port Combo - Zone 2		2			18.80									
	2-Wire VG Loop/IO Transport/Port Combo - Zone 3		3			32.27									
	<b>UNE Loop Rates</b>														
	2-Wire Voice Grade Loop (SL2) - Zone 1		1	UEPFB	UECF2	12.24									





UNBUNDLED NETWORK ELEMENTS - Florida										Attachment: 2		Exhibit: B			
CATEGORY	RATE ELEMENTS	Interim	Zone	BCS	USOC	RATES (\$)	Svc Order Submitted Elec per LSR	Svc Order Submitted Manually per LSR	Incremental Charge - Manual Svc Order vs. Electronic-1st	Incremental Charge - Manual Svc Order vs. Electronic-Add'l	Incremental Charge - Manual Svc Order vs. Electronic-Disc 1st	Incremental Charge - Manual Svc Order vs. Electronic-Disc Add'l			
													Rec	Nonrecurring	
										SOMEc	SOMAN	SOMAN	SOMAN	SOMAN	SOMAN
<b>USER TERMINAL PROFILE</b>															
	User Terminal Profile (EWSD only)			UEPPB	UEPPR	U1UMA	0.00		0.00	0.00					
<b>VERTICAL FEATURES</b>															
	All Vertical Features - One per Channel B User Profile			UEPPB	UEPPR	UEPVF	2.26		0.00	0.00			11.90		
<b>INTEROFFICE CHANNEL MILEAGE</b>															
	Interoffice Channel mileage each, including first mile and facilities termination			UEPPB	UEPPR	M1GNC	25.3291		47.35	31.78	18.31	7.03		11.90	1.83
	Interoffice Channel mileage each, additional mile			UEPPB	UEPPR	M1GNM	0.0091		0.00	0.00				11.90	1.83
<b>4-WIRE DS1 DIGITAL LOOP WITH 4-WIRE ISDN DS1 DIGITAL TRUNK PORT</b>															
<b>UNE Port/Loop Combination Rates</b>															
	4W DS1 Digital Loop/4W ISDN DS1 Digital Trunk Port - UNE Zone 1		1	UEPPP			153.48								
	4W DS1 Digital Loop/4W ISDN DS1 Digital Trunk Port - UNE Zone 2		2	UEPPP			183.28								
	4W DS1 Digital Loop/4W ISDN DS1 Digital Trunk Port - UNE Zone 3		3	UEPPP			261.12								
<b>UNE Loop Rates</b>															
	4-Wire DS1 Digital Loop - UNE Zone 1		1	UEPPP		USL4P	70.74						11.90		1.83
	4-Wire DS1 Digital Loop - UNE Zone 2		2	UEPPP		USL4P	100.54						11.90		1.83
	4-Wire DS1 Digital Loop - UNE Zone 3		3	UEPPP		USL4P	178.38						11.90		1.83
<b>UNE Port Rate</b>															
	Exchange Ports - 4-Wire ISDN DS1 Port			UEPPP		UEPPP	82.74		488.36	276.65			11.90		1.83
<b>NONRECURRING CHARGES - CURRENTLY COMBINED</b>															
	4-Wire DS1 Digital Loop / 4-Wire ISDN DS1 Digital Trunk Port Combination - Conversion -Switch-as-is			UEPPP		USACP	0.00		84.17	61.38			11.90		1.83
<b>ADDITIONAL NRCs</b>															
	4-Wire DS1 Loop/4-W ISDN Digtl Trk Port - Subsqt Actvy-Inward/two way Tel Nos. (except NC)			UEPPP		PR7TF			0.5412				11.90		1.83
	4-Wire DS1 Loop / 4-Wire ISDN DS1 Digital Trunk Port - Outward Tel Numbers (All States except NC)			UEPPP		PR7TO			12.71	12.71			11.90		1.83
	4-Wire DS1 Loop / 4-Wire ISDN DS1 Digital Trk Port - Subsequent Inward Tel Numbers			UEPPP		PR7ZT			25.42	25.42			11.90		1.83
<b>LOCAL NUMBER PORTABILITY</b>															
	Local Number Portability (1 per port)			UEPPP		LNPCN	1.75								
<b>INTERFACE (Provisioning Only)</b>															
	Voice/Data			UEPPP		PR71V	0.00	0.00	0.00						
	Digital Data			UEPPP		PR71D	0.00	0.00	0.00						
	Inward Data			UEPPP		PR71E	0.00	0.00	0.00						
<b>New or Additional "B" Channel</b>															
	New or Additional - Voice/Data B Channel			UEPPP		PR7BV	0.00	15.48					11.90		1.83
	New or Additional - Digital Data B Channel			UEPPP		PR7BF	0.00	15.48					11.90		1.83
	New or Additional Inward Data B Channel			UEPPP		PR7BD	0.00	15.48					11.90		1.83
<b>CALL TYPES</b>															
	Inward			UEPPP		PR7C1	0.00	0.00	0.00						
	Outward			UEPPP		PR7C0	0.00	0.00	0.00						
	Two-way			UEPPP		PR7CC	0.00	0.00	0.00						
<b>Interoffice Channel Mileage</b>															
	Fixed Each Including First Mile			UEPPP		1LN1A	88.6256	105.54	98.47	21.47	19.05		11.90		1.93
	Each Airline-Fractional Additional Mile			UEPPP		1LN1B	0.1856								
<b>4-WIRE DS1 DIGITAL LOOP WITH 4-WIRE DDITS TRUNK PORT</b>															
<b>UNE Port/Loop Combination Rates</b>															
	4W DS1 Digital Loop/4W DDITS Trunk Port - UNE Zone 1		1	UEPDC			125.69						11.90		1.83
	4W DS1 Digital Loop/4W DDITS Trunk Port - UNE Zone 2		2	UEPDC			155.49						11.90		1.83
	4W DS1 Digital Loop/4W DDITS Trunk Port - UNE Zone 3		3	UEPDC			233.33						11.90		1.83
<b>UNE Loop Rates</b>															
	4-Wire DS1 Digital Loop - UNE Zone 1		1	UEPDC		USLDC	70.74						11.90		1.83
	4-Wire DS1 Digital Loop - UNE Zone 2		2	UEPDC		USLDC	100.54						11.90		1.83
	4-Wire DS1 Digital Loop - UNE Zone 3		3	UEPDC		USLDC	178.38						11.90		1.83
<b>UNE Port Rate</b>															

UNBUNDLED NETWORK ELEMENTS - Florida										Attachment: 2		Exhibit: B			
CATEGORY	RATE ELEMENTS	Interim	Zone	BCS	USOC	RATES (\$)				Svc Order Submitted Elec per LSR	Svc Order Submitted Manually per LSR	Incremental Charge - Manual Svc Order vs. Electronic-1st	Incremental Charge - Manual Svc Order vs. Electronic-Add'l	Incremental Charge - Manual Svc Order vs. Electronic-Disc 1st	Incremental Charge - Manual Svc Order vs. Electronic-Disc Add'l
						Rec	Nonrecurring		Nonrecurring Disconnect						
							First	Add'l	First	Add'l	SOMEc	SOMAN	SOMAN	SOMAN	SOMAN
	4-Wire DDITS Digital Trunk Port			UEPDC	UDD1T	54.95	464.86	259.23				11.90			1.83
<b>NONRECURRING CHARGES - CURRENTLY COMBINED</b>															
	4-Wire DS1 Digital Loop / 4-Wire DDITS Trunk Port Combination - Switch-as-is			UEPDC	USAC4		95.31	46.71				11.90			1.83
	4-Wire DS1 Digital Loop / 4-Wire DDITS Trunk Port Combination - Conversion with DS1 Changes			UEPDC	USAWA		95.31	46.71				11.90			1.83
	4-Wire DS1 Digital Loop / 4-Wire DDITS Trunk Port Combination - Conversion with Change - Trunk			UEPDC	USAWB		95.31	46.71				11.90			1.83
<b>ADDITIONAL NRCs</b>															
	4-Wire DS1 Loop / 4-Wire DDITS Trunk Port - NRC - Subsequent Channel Activation/Chan - 2-Way Trunk			UEPDC	UDTTA		15.69	15.69				11.90			1.83
	4-Wire DS1 Loop / 4-Wire DDITS Trunk Port - Subsequent Channel Activation/Chan - 1-Way Outward Trunk			UEPDC	UDTTB		15.69	15.69				11.90			1.83
	4-Wire DS1 Loop / 4-Wire DDITS Trunk Port - Subsqt Channel Activation/Chan - Inward Trunk w/out DID			UEPDC	UDTTC		15.69	15.69				11.90			1.83
	4-Wire DS1 Loop / 4-Wire DDITS Trunk Port - Subsqt Chan Activation Per Chan - Inward Trunk with DID			UEPDC	UDTTD		15.69	15.69				11.90			1.83
	4-Wire DS1 Loop / 4-Wire DDITS Trunk Port - Subsqt Chan Activation / Chan - 2-Way DID w User Trans			UEPDC	UDTTE		15.69	15.69				11.90			1.83
<b>BIPOLAR 8 ZERO SUBSTITUTION</b>															
	B8ZS - Superframe Format			UEPDC	CCOSF		0.00	655.00				11.90			1.83
	B8ZS - Extended Superframe Format			UEPDC	CCOEF		0.00	655.00				11.90			1.83
<b>Alternate Mark Inversion</b>															
	AMI - Superframe Format			UEPDC	MCOSF		0.00	0.00							
	AMI - Extended SuperFrame Format			UEPDC	MCOPO		0.00	0.00							
<b>Telephone Number/Trunk Group Establishment Charges</b>															
	Telephone Number for 2-Way Trunk Group			UEPDC	UDTGX	0.00						11.90			1.83
	Telephone Number for 1-Way Outward Trunk Group			UEPDC	UDTGY	0.00						11.90			1.83
	Telephone Number for 1-Way Inward Trunk Group Without DID			UEPDC	UDTGZ	0.00						11.90			1.83
	DID Numbers, Establish Trunk Group and Provide First Group of 20 DID Numbers			UEPDC	NDZ	0.00	0.00	0.00				11.90			1.83
	DID Numbers for each Group of 20 DID Numbers			UEPDC	ND4	0.00						11.90			1.83
	DID Numbers, Non- consecutive DID Numbers , Per Number			UEPDC	ND5	0.00						11.90			1.83
	Reserve Non-Consecutive DID Nos.			UEPDC	ND6	0.00	0.00	0.00				11.90			1.83
	Reserve DID Numbers			UEPDC	NDV	0.00	0.00	0.00				11.90			1.83
<b>Dedicated DS1 (Interoffice Channel Mileage) - FX/FCO for 4-Wire DS1 Digital Loop with 4-Wire DDITS Trunk Port</b>															
	Interoffice Channel Mileage - Fixed rate 0-8 miles (Facilities Termination)			UEPDC	1LNO1	88.44	105.54	98.47	21.47	19.05		11.90			1.83
	Interoffice Channel Mileage - Additional rate per mile - 0-8 miles			UEPDC	1LNOA	0.1856	0.00	0.00							
	Interoffice Channel Mileage - Fixed rate 9-25 miles (Facilities Termination)			UEPDC	1LNO2	0.00	0.00	0.00							
	Interoffice Channel Mileage - Additional rate per mile - 9-25 miles			UEPDC	1LNOB	0.1856	0.00	0.00							
	Interoffice Channel Mileage - Fixed rate 25+ miles (Facilities Termination)			UEPDC	1LNO3	0.00	0.00	0.00	0.00						
	Interoffice Channel Mileage - Additional rate per mile - 25+ miles			UEPDC	1LNOC	0.1856	0.00	0.00							
	Local Number Portability, per DS0 Activated			UEPDC	LNPCP	3.15	0.00	0.00	0.00						
	Central Office Terminating Point			UEPDC	CTG	0.00									
<b>4-WIRE DS1 LOOP WITH CHANNELIZATION WITH PORT</b>															
<b>System is 1 DS1 Loop, 1 D4 Channel Bank, and up to 24 Feature Activations</b>															
<b>Each System can have up to 24 combinations of rates depending on type and number of ports used</b>															
<b>UNE DS1 Loop</b>															
	4-Wire DS1 Loop - UNE Zone 1		1	UEPMG	USLDC	70.74	0.00	0.00							
	4-Wire DS1 Loop - UNE Zone 2		2	UEPMG	USLDC	100.54	0.00	0.00							
	4-Wire DS1 Loop - UNE Zone 3		3	UEPMG	USLDC	178.38	0.00	0.00							
<b>UNE DSO Channelization Capacities (D4 Channel Bank Configurations)</b>															
	24 DSO Channel Capacity - 1 per DS1			UEPMG	VUM24	118.06	0.00	0.00				11.90			1.83

UNBUNDLED NETWORK ELEMENTS - Florida										Attachment: 2		Exhibit: B	
CATEGORY	RATE ELEMENTS	Interim	Zone	BCS	USOC	RATES (\$)	Svc Order Submitted Elec per LSR	Svc Order Submitted Manually per LSR	Incremental Charge - Manual Svc Order vs. Electronic-1st	Incremental Charge - Manual Svc Order vs. Electronic-Add'l	Incremental Charge - Manual Svc Order vs. Electronic-Disc 1st	Incremental Charge - Manual Svc Order vs. Electronic-Disc Add'l	
													Rec
	48 DSO Channel Capacity - 1 per 2 DS1s			UEPMG	VUM48	236.12	0.00	0.00				1.83	
	96 DSO Channel Capacity -1per 4 DS1s			UEPMG	VUM96	472.24	0.00	0.00				1.83	
	144 DSO Channel Capacity - 1 per 6 DS1s			UEPMG	VUM14	708.36	0.00	0.00				1.83	
	192 DSO Channel Capacity -1 per 8 DS1s			UEPMG	VUM19	944.48	0.00	0.00				1.83	
	240 DSO Channel Capacity - 1 per 10 DS1s			UEPMG	VUM20	1,180.60	0.00	0.00				1.83	
	288 DSO Channel Capacity - 1 per 12 DS1s			UEPMG	VUM28	1,416.72	0.00	0.00				1.83	
	384 DSO Channel Capacity - 1 per 16 DS1s			UEPMG	VUM38	1,888.96	0.00	0.00				1.83	
	480 DSO Channel Capacity - 1 per 20 DS1s			UEPMG	VUM40	2,361.20	0.00	0.00				1.83	
	576 DSO Channel Capacity -1 per 24 DS1s			UEPMG	VUM57	2,833.44	0.00	0.00				1.83	
	672 DSO Channel Capacity - 1 per 28 DS1s			UEPMG	VUM67	3,305.68	0.00	0.00				1.83	
<b>Non-Recurring Charges (NRC) Associated with 4-Wire DS1 Loop with Channelization with Port - Conversion Charge Based on a System</b>													
<b>A Minimum System configuration is One (1) DS1, One (1) D4 Channel Bank, and Up To 24 DSO Ports with Feature Activations.</b>													
<b>Multiples of this configuration functioning as one are considered Add'l after the minimum system configuration is counted.</b>													
	NRC - Conversion (Currently Combined) with or without BellSouth Allowed Changes			UEPMG	USAC4	0.00	96.77	4.24				11.90	
<b>System Additions at End User Locations Where 4-Wire DS1 Loop with Channelization with Port Combination Currently Exists and New (Not Currently Combined) in all states, except in Density Zone 1 of Top 8 MSA's</b>													
	1 DS1/D4 Channel Bank - Additionally Add NRC for each Port and Assoc Fea Activation			UEPMG	VUMD4	0.00	726.11	468.21	145.32	17.24		11.90	
<b>Bipolar 8 Zero Substitution</b>													
	Clear Channel Capability Format - Superframe - Subsequent Activity Only			UEPMG	CCOSF	0.00	0.00	655.00				11.90	
	Clear Channel Capability Format - Extended Superframe - Subsequent Activity Only			UEPMG	CCOEF	0.00	0.00	655.00				11.90	
<b>Alternate Mark Inversion (AMI)</b>													
	Superframe Format			UEPMG	MCOSF	0.00	0.00	0.00					
	Extended Superframe Format			UEPMG	MCOPO	0.00	0.00	0.00					
<b>Exchange Ports Associated with 4-Wire DS1 Loop with Channelization with Port</b>													
<b>Exchange Ports</b>													
	Line Side Combination Channelized PBX Trunk Port - Business			UEPPX	UEPCX	1.38	0.00	0.00	0.00	0.00		11.90	
	Line Side Outward Channelized PBX Trunk Port - Business			UEPPX	UEPOX	1.38	0.00	0.00	0.00	0.00		11.90	
	Line Side Inward Only Channelized PBX Trunk Port without DID			UEPPX	UEP1X	1.38	0.00	0.00	0.00	0.00		11.90	
	2-Wire Trunk Side Unbundled Channelized DID Trunk Port			UEPPX	UEPDM	8.71	0.00	0.00	0.00	0.00		11.90	
<b>Feature Activations - Unbundled Loop Concentration</b>													
	Feature (Service) Activation for each Line Port Terminated in D4 Bank			UEPPX	1PQWM	0.66	25.40	13.41	3.96	3.93		11.90	
	Feature (Service) Activation for each Trunk Port Terminated in D4 Bank			UEPPX	1PQWU	0.66	78.16	18.42	56.03	10.95		11.90	
<b>Telephone Number/ Group Establishment Charges for DID Service</b>													
	DID Trunk Termination (1 per Port)			UEPPX	NDT	0.00	0.00	0.00				11.90	
	Estab Trk Grp and Provide 1st 20 DID Nos. (FL,GA, NC,& SC)			UEPPX	NDZ	0.00	0.00	0.00				11.90	
	DID Numbers - groups of 20 - Valid all States			UEPPX	ND4	0.00	0.00	0.00				11.90	
	Non-Consecutive DID Numbers - per number			UEPPX	ND5	0.00	0.00	0.00				11.90	
	Reserve Non-Consecutive DID Numbers			UEPPX	ND6	0.00	0.00	0.00				11.90	
	Reserve DID Numbers			UEPPX	NDV	0.00	0.00	0.00				11.90	
<b>Local Number Portability</b>													
	Local Number Portability - 1 per port			UEPPX	LNPCP	3.15	0.00	0.00					
<b>FEATURES - Vertical and Optional</b>													
<b>Local Switching Features Offered with Line Side Ports Only</b>													
	All Features Available			UEPPX	UEPVF	2.26	0.00	0.00				11.90	
<b>UNBUNDLED PORT LOOP COMBINATIONS - MARKET RATES</b>													
<b>Market Rates shall apply where BellSouth is not required to provide unbundled local switching or switch ports per FCC and/or State Commission rules.</b>													
<b>This includes:</b>													
Unbundled port/loop combinations that are Currently Combined or Not Currently Combined in Zone 1 of the Top 8 MSAs in BellSouth's region for end users with 4 or more DS0 equivalent lines.													
The Top 8 MSAs in BellSouth's region are: FL (Orlando, Ft. Lauderdale, Miami); GA (Atlanta); LA (New Orleans); NC (Greensboro-Winston Salem-Highpoint/Charlotte-Gastonia-Rock Hill); TN (Nashville).													
BellSouth currently is developing the billing capability to mechanically bill the recurring and non-recurring Market Rates in this section except for nonrecurring charges for not currently combined in FL and NC. In the interim where BellSouth cannot bill Market Rates, BellSouth shall bill the rates in the Cost-Based section preceding in lieu of the Market Rates and reserves the right to true-up the billing difference.													



UNBUNDLED NETWORK ELEMENTS - Florida										Attachment: 2		Exhibit: B	
CATEGORY	RATE ELEMENTS	Interim	Zone	BCS	USOC	RATES (\$)	Svc Order Submitted Elec per LSR	Svc Order Submitted Manually per LSR	Incremental Charge - Manual Svc Order vs. Electronic-1st	Incremental Charge - Manual Svc Order vs. Electronic-Add'l	Incremental Charge - Manual Svc Order vs. Electronic-Disc 1st	Incremental Charge - Manual Svc Order vs. Electronic-Disc Add'l	
													Rec
The Market Rate for unbundled ports includes all available features in all states.													
End Office and Tandem Switching Usage and Common Transport Usage rates in the Port section of this rate exhibit shall apply to all combinations of loop/port network elements except for UNE Coin Port/Loop Combinations which have a flat rate usage charge (USOC: URECU).													
For Not Currently Combined scenarios the Nonrecurring charges are listed in the First and Additional NRC columns for each Port USOC. For Currently Combined scenarios, the Nonrecurring charges are listed in the NRC - Currently Combined section.													
Additional NRCs may apply also and are categorized accordingly.													
2-WIRE VOICE GRADE LOOP WITH 2-WIRE LINE PORT (RES)													
UNE Port/Loop Combination Rates													
	2-Wire VG Loop/Port Combo - Zone 1		1			23.77							
	2-Wire VG Loop/Port Combo - Zone 2		2			27.88							
	2-Wire VG Loop/Port Combo - Zone 3		3			38.63							
UNE Loop Rates													
	2-Wire Voice Grade Loop (SL1) - Zone 1		1	UEPRX	UEPLX	9.77							
	2-Wire Voice Grade Loop (SL1) - Zone 2		2	UEPRX	UEPLX	13.88							
	2-Wire Voice Grade Loop (SL1) - Zone 3		3	UEPRX	UEPLX	24.63							
2-Wire Voice Grade Line Port (Res)													
	2-Wire voice unbundled port - residence			UEPRX	UEPRL	14.00	90.00	90.00			11.90		
	2-Wire voice unbundled port with Caller ID - res			UEPRX	UEPRC	14.00	90.00	90.00			11.90		
	2-Wire voice unbundled port outgoing only - res			UEPRX	UEPRO	14.00	90.00	90.00			11.90		
	2-Wire voice unbundled Florida Area Calling with Caller ID - res			UEPRX	UEPAF	14.00	90.00	90.00			11.90		
	2-Wire voice unbundles res, low usage line port with Caller ID (LUM)			UEPRX	UEPAP	14.00	90.00	90.00			11.90		
	2-Wire voice unbundled Low Usage Line Port without Caller ID Capability			UEPRX	UEPRT	14.00	90.00	90.00			11.90		
	2-Wire voice unbundled Florida extended dialing port for use with CREX7 and Caller ID			UEPRX	UEPA1	14.00	90.00	90.00			11.90		
	2-Wire voice unbundled Florida extended dialing port for use with CREX7, without Caller ID capability			UEPRX	UEPA8	14.00	90.00	90.00			11.90		
	2-Wire voice unbundled Florida Area Calling Port without Caller ID Capability			UEPRX	UEPA9	14.00	90.00	90.00			11.90		
LOCAL NUMBER PORTABILITY													
	Local Number Portability (1 per port)			UEPRX	LNPCX	0.35							
FEATURES													
	All Features Offered			UEPRX	UEPVF	0.00	0.00	0.00			11.90		
NONRECURRING CHARGES - CURRENTLY COMBINED													
	2-Wire Voice Grade Loop / Line Port Combination - Switch-as-is			UEPRX	USAC2		41.50	41.50			11.90		
	2-Wire Voice Grade Loop / Line Port Combination - Switch with change			UEPRX	USACC		41.50	41.50			11.90		
ADDITIONAL NRCs													
	NRC - 2-Wire Voice Grade Loop/Line Port Combination - Subsequent			UEPRX	USAS2		0.00	0.00			11.90		
2-WIRE VOICE GRADE LOOP WITH 2-WIRE LINE PORT (BUS)													
UNE Port/Loop Combination Rates													
	2-Wire VG Loop/Port Combo - Zone 1		1			23.77							
	2-Wire VG Loop/Port Combo - Zone 2		2			27.88							
	2-Wire VG Loop/Port Combo - Zone 3		3			38.63							
UNE Loop Rates													
	2-Wire Voice Grade Loop (SL1) - Zone 1		1	UEPBX	UEPLX	9.77							
	2-Wire Voice Grade Loop (SL1) - Zone 2		2	UEPBX	UEPLX	13.88							
	2-Wire Voice Grade Loop (SL1) - Zone 3		3	UEPBX	UEPLX	24.63							
2-Wire Voice Grade Line Port (Bus)													
	2-Wire voice unbundled port without Caller ID - bus			UEPBX	UEPBL	14.00	90.00	90.00			11.90		
	2-Wire voice unbundled port with Caller + E484 ID - bus			UEPBX	UEPBC	14.00	90.00	90.00			11.90		
	2-Wire voice unbundled port outgoing only - bus			UEPBX	UEPBO	14.00	90.00	90.00			11.90		
	2-Wire voice unbundled Incoming Only Port without Caller ID Capability			UEPBX	UEPBE	14.00	90.00	90.00			11.90		
LOCAL NUMBER PORTABILITY													
	Local Number Portability (1 per port)			UEPBX	LNPCX	0.35							

UNBUNDLED NETWORK ELEMENTS - Florida							Attachment: 2		Exhibit: B				
CATEGORY	RATE ELEMENTS	Interim	Zone	BCS	USOC	RATES (\$)	Svc Order Submitted Elec per LSR	Svc Order Submitted Manually per LSR	Incremental Charge - Manual Svc Order vs. Electronic-1st	Incremental Charge - Manual Svc Order vs. Electronic-Add'l	Incremental Charge - Manual Svc Order vs. Electronic-Disc 1st	Incremental Charge - Manual Svc Order vs. Electronic-Disc Add'l	
													Rec
NONRECURRING CHARGES - CURRENTLY COMBINED													
	2-Wire Voice Grade Loop / Line Port Combination - Switch-as-is			UEPBX	USAC2	41.50	41.50					11.90	
	2-Wire Voice Grade Loop / Line Port Combination - Switch with change			UEPBX	USACC	41.50	41.50					11.90	
ADDITIONAL NRCs													
	NRC - 2-Wire Voice Grade Loop/Line Port Combination - Subsequent			UEPBX	USAS2	0.00	0.00					11.90	
2-WIRE VOICE GRADE LOOP WITH 2-WIRE LINE PORT (RES - PBX)													
UNE Port/Loop Combination Rates													
	2-Wire VG Loop/Port Combo - Zone 1		1			23.77							
	2-Wire VG Loop/Port Combo - Zone 2		2			27.88							
	2-Wire VG Loop/Port Combo - Zone 3		3			38.63							
UNE Loop Rates													
	2-Wire Voice Grade Loop (SL1) - Zone 1		1	UEPRG	UEPLX	9.77							
	2-Wire Voice Grade Loop (SL1) - Zone 2		2	UEPRG	UEPLX	13.88							
	2-Wire Voice Grade Loop (SL1) - Zone 3		3	UEPRG	UEPLX	24.63							
2-Wire Voice Grade Line Port Rates (RES - PBX)													
	2-Wire VG Unbundled Combination 2-Way PBX Trunk Port - Res			UEPRG	UEPRD	14.00	90.00	90.00				11.90	
LOCAL NUMBER PORTABILITY													
	Local Number Portability (1 per port)			UEPRG	LNPCP	3.15	0.00	0.00					
FEATURES													
	All Features Offered			UEPRG	UEPVF	0.00	0.00	0.00				11.90	
NONRECURRING CHARGES - CURRENTLY COMBINED													
	2-Wire Voice Grade Loop/ Line Port Combination - Switch-As-Is			UEPRG	USAC2	41.50	41.50					11.90	
	2-Wire Voice Grade Loop/ Line Port Combination - Switch with Change			UEPRG	USACC	41.50	41.50					11.90	
ADDITIONAL NRCs													
	2 Wire Loop/Line Side Port Combination - Non feature - Subsequent Activity- Nonrecurring						0.00	0.00				11.90	
	PBX Subsequent Activity - Change/Rearrange Multiline Hunt Group						7.09	7.09				11.90	
2-WIRE VOICE GRADE LOOP WITH 2-WIRE LINE PORT (BUS - PBX)													
UNE Port/Loop Combination Rates													
	2-Wire VG Loop/Port Combo - Zone 1		1			23.77							
	2-Wire VG Loop/Port Combo - Zone 2		2			27.88							
	2-Wire VG Loop/Port Combo - Zone 3		3			38.63							
UNE Loop Rates													
	2-Wire Voice Grade Loop (SL1) - Zone 1		1	UEPPX	UEPLX	9.77							
	2-Wire Voice Grade Loop (SL1) - Zone 2		2	UEPPX	UEPLX	13.88							
	2-Wire Voice Grade Loop (SL1) - Zone 3		3	UEPPX	UEPLX	24.63							
2-Wire Voice Grade Line Port Rates (BUS - PBX)													
	Line Side Unbundled Combination 2-Way PBX Trunk Port - Bus			UEPPX	UEPPC	14.00	90.00	90.00				11.90	
	Line Side Unbundled Outward PBX Trunk Port - Bus			UEPPX	UEPPO	14.00	90.00	90.00				11.90	
	Line Side Unbundled Incoming PBX Trunk Port - Bus			UEPPX	UEPP1	14.00	90.00	90.00				11.90	
	2-Wire Voice Unbundled PBX LD Terminal Ports			UEPPX	UEPLD	14.00	90.00	90.00				11.90	
	2-Wire Voice Unbundled 2-Way Combination PBX Usage Port			UEPPX	UEPXA	14.00	90.00	90.00				11.90	
	2-Wire Voice Unbundled PBX Toll Terminal Hotel Ports			UEPPX	UEPXB	14.00	90.00	90.00				11.90	
	2-Wire Voice Unbundled PBX LD DDD Terminals Port			UEPPX	UEPXC	14.00	90.00	90.00				11.90	
	2-Wire Voice Unbundled PBX LD Terminal Switchboard Port			UEPPX	UEPXD	14.00	90.00	90.00				11.90	
	2-Wire Voice Unbundled PBX LD Terminal Switchboard IDD Capable Port			UEPPX	UEPXE	14.00	90.00	90.00				11.90	
	2-Wire Voice Unbundled 2-Way PBX Hotel/Hospital Economy Administrative Calling Port			UEPPX	UEPXL	14.00	90.00	90.00				11.90	
	2-Wire Voice Unbundled 2-Way PBX Hotel/Hospital Economy Room Calling Port			UEPPX	UEPXM	14.00	90.00	90.00				11.90	

UNBUNDLED NETWORK ELEMENTS - Florida											Attachment: 2		Exhibit: B		
CATEGORY	RATE ELEMENTS	Interim	Zone	BCS	USOC	RATES (\$)				Svc Order Submitted Elec per LSR	Svc Order Submitted Manually per LSR	Incremental Charge - Manual Svc Order vs. Electronic-1st	Incremental Charge - Manual Svc Order vs. Electronic-Add'l	Incremental Charge - Manual Svc Order vs. Electronic-Disc 1st	Incremental Charge - Manual Svc Order vs. Electronic-Disc Add'l
						Rec	Nonrecurring		Nonrecurring Disconnect						
							First	Add'l	First	Add'l	SOMEc	SOMAN	SOMAN	SOMAN	SOMAN
	2-Wire Voice Unbundled 1-Way Outgoing PBX Hotel/Hospital Discount Room Calling Port			UEPPX	UEPXO	14.00	90.00	90.00				11.90			
	2-Wire Voice Unbundled 1-Way Outgoing PBX Measured Port			UEPPX	UEPXS	14.00	90.00	90.00				11.90			
<b>LOCAL NUMBER PORTABILITY</b>															
	Local Number Portability (1 per port)			UEPPX	LNPCP	3.15	0.00	0.00							
<b>FEATURES</b>															
	All Features Offered			UEPPX	UEPVF	0.00	0.00	0.00				11.90			
<b>NONRECURRING CHARGES - CURRENTLY COMBINED</b>															
	2-Wire Voice Grade Loop/ Line Port Combination - Switch-As-Is			UEPPX	USAC2		41.50	41.50				11.90			
	2-Wire Voice Grade Loop/ Line Port Combination - Switch with Change			UEPPX	USACC		41.50	41.50				11.90			
<b>ADDITIONAL NRCs</b>															
	2-Wire Voice Grade Loop/ Line Port Combination - Subsequent			UEPPX	USAS2	0.00	0.00	0.00				11.90			
	2 Wire Loop/Line Side Port Combination - Non feature - Subsequent Activity - Nonrecurring						0.00	0.00				11.90			
	PBX Subsequent Activity - Change/Rearrange Multiline Hunt Group						7.09	7.09				11.90			
<b>2-WIRE VOICE GRADE LOOP WITH 2-WIRE ANALOG LINE COIN PORT</b>															
<b>UNE Port/Loop Combination Rates</b>															
	2-Wire VG Coin Port/Loop Combo - Zone 1		1			23.77									
	2-Wire VG Coin Port/Loop Combo - Zone 2		2			27.88									
	2-Wire VG Coin Port/Loop Combo - Zone 3		3			38.63									
<b>UNE Loop Rates</b>															
	2-Wire Voice Grade Loop (SL1) - Zone 1		1	UEPCO	UEPLX	9.77									
	2-Wire Voice Grade Loop (SL1) - Zone 2		2	UEPCO	UEPLX	13.88									
	2-Wire Voice Grade Loop (SL1) - Zone 3		3	UEPCO	UEPLX	24.63									
<b>2-Wire Voice Grade Line Port Rates (Coin)</b>															
	2-Wire Coin 2-Way with Operator Screening and Blocking: 011, 900/976, 1+DDD (FL)			UEPCO	UEP2F	14.00	90.00	90.00				11.90			
	2-Wire Coin 2-Way with Operator Screening and 011 Blocking (FL)			UEPCO	UEPFA	14.00	90.00	90.00				11.90			
	2-Wire Coin 2-Way with Operator Screening and Blocking: 900/976, 1+DDD, 011+, and Local (FL)			UEPCO	UEPCG	14.00	90.00	90.00				11.90			
	2-Wire Coin Outward with Operator Screening and 011 Blocking (AL, FL)			UEPCO	UEPRK	14.00	90.00	90.00				11.90			
	2-Wire Coin Outward with Operator Screening and Blocking: 900/976, 1+DDD, 011+ (FL)			UEPCO	UEPOF	14.00	90.00	90.00				11.90			
	2-Wire Coin Outward with Operator Screening and Blocking: 900/976, 1+DDD, 011+, and Local (FL, GA)			UEPCO	UEPCQ	14.00	90.00	90.00				11.90			
<b>LOCAL NUMBER PORTABILITY</b>															
	Local Number Portability (1 per port)			UEPCO	LNPCX	0.35									
<b>NONRECURRING CHARGES - CURRENTLY COMBINED</b>															
	2-Wire Voice Grade Loop/ Line Port Combination - Switch-As-Is			UEPCO	USAC2		41.50	41.50				11.90			
	2-Wire Voice Grade Loop/ Line Port Combination - Switch with Change			UEPCO	USACC		41.50	41.50							
<b>ADDITIONAL NRCs</b>															
	2-Wire Voice Grade Loop/ Line Port Combination - Subsequent			UEPCO	USAS2		0.00	0.00				11.90			
<b>2-WIRE VOICE LOOP/ 2WIRE VOICE GRADE IO TRANSPORT/ 2-WIRE LINE PORT (RES)</b>															
<b>UNE Port/Loop Combination Rates</b>															
	2-Wire VG Loop/IO Transport/Port Combo - Zone 1		1			26.24									
	2-Wire VG Loop/IO Transport/Port Combo - Zone 2		2			31.40									
	2-Wire VG Loop/IO Transport/Port Combo - Zone 3		3			44.87									
<b>UNE Loop Rates</b>															
	2-Wire Voice Grade Loop (SL2) - Zone 1		1	UEPFR	UECF2	12.24									
	2-Wire Voice Grade Loop (SL2) - Zone 2		2	UEPFR	UECF2	17.40									

UNBUNDLED NETWORK ELEMENTS - Florida							Attachment: 2		Exhibit: B				
CATEGORY	RATE ELEMENTS	Interim	Zone	BCS	USOC	RATES (\$)	Svc Order Submitted Elec per LSR	Svc Order Submitted Manually per LSR	Incremental Charge - Manual Svc Order vs. Electronic-1st	Incremental Charge - Manual Svc Order vs. Electronic-Add'l	Incremental Charge - Manual Svc Order vs. Electronic-Disc 1st	Incremental Charge - Manual Svc Order vs. Electronic-Disc Add'l	
													Rec
	2-Wire Voice Grade Loop (SL2) - Zone 3		3	UEPFR	UECF2	30.87							
	<b>2-Wire Voice Grade Line Port Rates (Res)</b>												
	2-Wire voice unbundled port - residence			UEPFR	UEPRL	14.00	180.00	110.00	85.00	20.00		11.90	
	2-Wire voice unbundled port with Caller ID - res			UEPFR	UEPRC	14.00	180.00	110.00	85.00	20.00		11.90	
	2-Wire voice unbundled port outgoing only - res			UEPFR	UEPRO	14.00	180.00	110.00	85.00	20.00		11.90	
	2-Wire voice unbundled Florida Area Calling with Caller ID - res			UEPFR	UEPAF	14.00	180.00	110.00	85.00	20.00		11.90	
	2-Wire voice unbundled res, low usage line port with Caller ID (LUM)			UEPFR	UEPAP	14.00	180.00	110.00	85.00	20.00		11.90	
	<b>INTEROFFICE TRANSPORT</b>												
	Interoffice Transport - Dedicated - 2 Wire Voice Grade - Facility Termination			UEPFR	U1TV2	25.32	47.35	31.78					
	Interoffice Transport - Dedicated - 2 Wire Voice Grade - Per Mile or Fraction Mile			UEPFR	1L5XX	0.0091							
	<b>FEATURES</b>												
	All Features Offered			UEPFR	UEPVF	0.00	0.00	0.00				11.90	
	<b>LOCAL NUMBER PORTABILITY</b>												
	Local Number Portability (1 per port)			UEPFR	LNPCX	0.35							
	<b>NONRECURRING CHARGES (NRCs) - CURRENTLY COMBINED</b>												
	2-Wire Loop / Dedicated IO Transport / 2 Wire Line Port Combination - Conversion - Switch-as-is			UEPFR	USAC2		16.97	3.73				11.90	
	2-Wire Loop / Dedicated IO Transport / 2 Wire Line Port Combination - Conversion - Switch-With-Change			UEPFR	USACC		16.97	3.73				11.90	
	<b>2-WIRE VOICE LOOP/ 2WIRE VOICE GRADE IO TRANSPORT/ 2-WIRE LINE PORT (BUS)</b>												
	<b>UNE Port/Loop Combination Rates</b>												
	2-Wire VG Loop/IO Tranport/Port Combo - Zone 1		1			26.24							
	2-Wire VG Loop/IO Tranport/Port Combo - Zone 2		2			31.40							
	2-Wire VG Loop/IO Tranport/Port Combo - Zone 3		3			44.87							
	<b>UNE Loop Rates</b>												
	2-Wire Voice Grade Loop (SL2) - Zone 1		1	UEPFB	UECF2	12.24							
	2-Wire Voice Grade Loop (SL2) - Zone 2		2	UEPFB	UECF2	17.40							
	2-Wire Voice Grade Loop (SL2) - Zone 3		3	UEPFB	UECF2	30.87							
	<b>2-Wire Voice Grade Line Port (Bus)</b>												
	2-Wire voice unbundled port without Caller ID - bus			UEPFB	UEPBL	14.00	180.00	110.00	85.00	20.00		11.90	
	2-Wire voice unbundled port with Caller + E484 ID - bus			UEPFB	UEPBC	14.00	180.00	110.00	85.00	20.00		11.90	
	2-Wire voice unbundled port outgoing only - bus			UEPFB	UEPBO	14.00	180.00	110.00	85.00	20.00		11.90	
	2-Wire voice unbundled incoming only port with Caller ID - Bus			UEPFB	UEPB1	14.00	180.00	110.00	85.00	20.00		11.90	
	<b>LOCAL NUMBER PORTABILITY</b>												
	Local Number Portability (1 per port)			UEPFB	LNPCX	0.35							
	<b>INTEROFFICE TRANSPORT</b>												
	Interoffice Transport - Dedicated - 2 Wire Voice Grade - Facility Termination			UEPFB	U1TV2	25.32	47.35	31.78					
	Interoffice Transport - Dedicated - 2 Wire Voice Grade - Per Mile or Fraction Mile			UEPFB	1L5XX	0.0091							
	<b>FEATURES</b>												
	All Features Offered			UEPFB	UEPVF	0.00	0.00	0.00				11.90	
	<b>NONRECURRING CHARGES (NRCs) - CURRENTLY COMBINED</b>												
	2-Wire Loop / Dedicated IO Transport / 2 Wire Line Port Combination - Conversion - Switch-as-is			UEPFB	USAC2		16.97	3.73				11.90	
	2-Wire Loop / Dedicated IO Transport / 2 Wire Line Port Combination - Conversion - Switch with change			UEPFB	USACC		16.97	3.73				11.90	
	<b>2-WIRE VOICE GRADE LOOP WITH 2-WIRE LINE PORT (BUS - PBX)</b>												
	<b>UNE Port/Loop Combination Rates</b>												
	2-Wire VG Loop/IO Tranport/Port Combo - Zone 1		1			26.24							
	2-Wire VG Loop/IO Tranport/Port Combo - Zone 2		2			31.40							
	2-Wire VG Loop/IO Tranport/Port Combo - Zone 3		3			44.87							
	<b>UNE Loop Rates</b>												
	2-Wire Voice Grade Loop (SL2) - Zone 1		1	UEPFP	UECF2	12.24							
	2-Wire Voice Grade Loop (SL2) - Zone 2		2	UEPFP	UECF2	17.40							





UNBUNDLED NETWORK ELEMENTS - Florida										Attachment: 2		Exhibit: B				
CATEGORY	RATE ELEMENTS	Interim	Zone	BCS	USOC	RATES (\$)	Svc Order Submitted Elec per LSR	Svc Order Submitted Manually per LSR	Incremental Charge - Manual Svc Order vs. Electronic-1st	Incremental Charge - Manual Svc Order vs. Electronic-Add'l	Incremental Charge - Manual Svc Order vs. Electronic-Disc 1st	Incremental Charge - Manual Svc Order vs. Electronic-Disc Add'l				
													Rec	Nonrecurring		Nonrecurring Disconnect
							First	Add'l	First	Add'l	SOMEc	SOMAN	SOMAN	SOMAN	SOMAN	SOMAN
	4-Wire DS1 Loop / 4-Wire ISDN DS1 Digital Trunk Port - Outward Tel Numbers (All States except NC)			UEPPP	PR7TO		12.71	12.71				11.90				1.83
	4-Wire DS1 Loop / 4-Wire ISDN DS1 Digital Trk Port - Subsequent Inward Telephone Numbers			UEPPP	PR7ZT		25.42	25.42				11.90				1.83
<b>LOCAL NUMBER PORTABILITY</b>																
	Local Number Portability (1 per port)			UEPPP	LNPCN	1.75										
<b>INTERFACE (Provisioning Only)</b>																
	Voice/Data			UEPPP	PR71V	0.00	0.00	0.00								
	Digital Data			UEPPP	PR71D	0.00	0.00	0.00								
	Inward Data			UEPPP	PR71E	0.00	0.00	0.00								
<b>New or Additional "B" Channel</b>																
	New or Additional - Voice/Data B Channel			UEPPP	PR7BV	0.00	20.00					11.90				1.83
	New or Additional - Digital Data B Channel			UEPPP	PR7BF	0.00	20.00					11.90				1.83
	New or Additional Inward Data B Channel			UEPPP	PR7BD	0.00	20.00					11.90				1.83
<b>CALL TYPES</b>																
	Inward			UEPPP	PR7C1	0.00	0.00	0.00								
	Outward			UEPPP	PR7C0	0.00	0.00	0.00								
	Two-way			UEPPP	PR7CC	0.00	0.00	0.00								
<b>Interoffice Channel Mileage</b>																
	Fixed Each Including First Mile			UEPPP	1LN1A	88.6256	105.54	98.47	21.47	19.05		11.90				1.93
	Each Airline-Fractional Additional Mile			UEPPP	1LN1B	0.1856										
<b>4-WIRE DS1 DIGITAL LOOP WITH 4-WIRE DDITS TRUNK PORT</b>																
<b>UNE Port/Loop Combination Rates</b>																
	4W DS1 Digital Loop/4W DDITS Trunk Port - UNE Zone 1		1	UEPDC		820.74						11.90				1.83
	4W DS1 Digital Loop/4W DDITS Trunk Port - UNE Zone 2		2	UEPDC		850.54						11.90				1.83
	4W DS1 Digital Loop/4W DDITS Trunk Port - UNE Zone 3		3	UEPDC		928.39						11.90				1.83
<b>UNE Loop Rates</b>																
	4-Wire DS1 Digital Loop - UNE Zone 1		1	UEPDC	USLDC	70.74						11.90				1.83
	4-Wire DS1 Digital Loop - UNE Zone 2		2	UEPDC	USLDC	100.54						11.90				1.83
	4-Wire DS1 Digital Loop - UNE Zone 3		3	UEPDC	USLDC	178.39						11.90				1.83
<b>UNE Port Rate</b>																
	4-Wire DDITS Digital Trunk Port			UEPDC	UDD1T	750.00	1,019.56	479.87	204.92	20.10		11.90				1.83
<b>NONRECURRING CHARGES - CURRENTLY COMBINED</b>																
	4-Wire DS1 Digital Loop / 4-Wire DDITS Trunk Port Combination - Switch-As-Is Top 8 MSAs only			UEPDC	USAC4		95.31	46.71				11.90				1.83
	4-Wire DS1 Digital Loop / 4-Wire DDITS Trunk Port Combination - Conversion with DS1 Changes Top 8 MSAs only			UEPDC	USAWA		95.31	46.71				11.90				1.83
	4-Wire DS1 Digital Loop / 4-Wire DDITS Trunk Port Combination - Conversion with Change - Trunk Top 8 MSAs only			UEPDC	USAWB		95.31	46.71				11.90				1.83
<b>ADDITIONAL NRCs</b>																
	4-Wire DS1 Loop / 4-Wire DDITS Trunk Port - NRC - Subsequent Channel Activation/Chan - 2-Way Trunk			UEPDC	UDTTA		15.69	15.69				11.90				1.83
	4-Wire DS1 Loop / 4-Wire DDITS Trunk Port - Subsequent Channel Activation/Chan - 1-Way Outward Trunk			UEPDC	UDTTB		15.69	15.69				11.90				1.83
	4-Wire DS1 Loop / 4-Wire DDITS Trunk Port - Subsqt Channel Activation/Chan Inward Trunk w/out DID			UEPDC	UDTTC		15.69	15.69				11.90				1.83
	4-Wire DS1 Loop / 4-Wire DDITS Trunk Port - Subsqt Chan Activation Per Chan - Inward Trunk with DID			UEPDC	UDTTD		15.69	15.69				11.90				1.83
	4-Wire DS1 Loop / 4-Wire DDITS Trunk Port - Subsqt Chan Activation / Chan - 2-Way DID w User Trans			UEPDC	UDTTE		15.69	15.69				11.90				1.83
<b>BIPOLAR 8 ZERO SUBSTITUTION</b>																
	B8ZS - Superframe Format			UEPDC	CCOSF		0.00	655.00				11.90				1.83
	B8ZS - Extended Superframe Format			UEPDC	CCOEF		0.00	655.00				11.90				1.83
<b>Alternate Mark Inversion</b>																
	AMI - Superframe Format			UEPDC	MCOSF		0.00	0.00								
	AMI - Extended SuperFrame Format			UEPDC	MCOPO		0.00	0.00								
<b>Telephone Number/Trunk Group Establishment Charges</b>																





UNBUNDLED NETWORK ELEMENTS - Florida										Attachment: 2		Exhibit: B			
CATEGORY	RATE ELEMENTS	Interim	Zone	BCS	USOC	RATES (\$)				Svc Order Submitted Elec per LSR	Svc Order Submitted Manually per LSR	Incremental Charge - Manual Svc Order vs. Electronic-1st	Incremental Charge - Manual Svc Order vs. Electronic-Add'l	Incremental Charge - Manual Svc Order vs. Electronic-Disc 1st	Incremental Charge - Manual Svc Order vs. Electronic-Disc Add'l
						Rec	Nonrecurring		Nonrecurring Disconnect						
							First	Add'l	First	Add'l	SOMEc	SOMAN	SOMAN	SOMAN	SOMAN
	Superframe Format			UEPMG	MCOSF	0.00	0.00	0.00							
	Extended Superframe Format			UEPMG	MCOP0	0.00	0.00	0.00							
<b>Exchange Ports Associated with 4-Wire DS1 Loop with Channelization with Port</b>															
<b>Exchange Ports</b>															
	Line Side Combination Channelized PBX Trunk Port - Business			UEPPX	UEPCX	14.00	0.00	0.00	0.00	0.00		11.90			1.83
	Line Side Outward Channelized PBX Trunk Port - Business			UEPPX	UEPOX	14.00	0.00	0.00	0.00	0.00		11.90			1.83
	Line Side Inward Only Channelized PBX Trunk Port without DID			UEPPX	UEP1X	14.00	0.00	0.00	0.00	0.00		11.90			1.83
	2-Wire Trunk Side Unbundled Channelized DID Trunk Port			UEPPX	UEPDM	55.00	0.00	0.00	0.00	0.00		11.90			1.83
<b>Feature Activations - Unbundled Loop Concentration</b>															
	Feature (Service) Activation for each Line Port Terminated in D4 Bank			UEPPX	1PQWM	0.66	40.00	20.00	6.00	5.00		11.90			1.83
	Feature (Service) Activation for each Trunk Port Terminated in D4 Bank			UEPPX	1PQWU	0.66	110.00	30.00	65.00	20.00		11.90			1.83
<b>Telephone Number/ Group Establishment Charges for DID Service</b>															
	DID Trunk Termination (1 per Port)			UEPPX	NDT	0.00	0.00	0.00				11.90			
	Estab Trk Grp and Provide 1st 20 DID Nos. (FL,GA, NC,& SC)			UEPPX	NDZ	0.00	0.00	0.00				11.90			
	DID Numbers - groups of 20 - Valid all States			UEPPX	ND4	0.00	0.00	0.00				11.90			
	Non-Consecutive DID Numbers - per number			UEPPX	ND5	0.00	0.00	0.00				11.90			
	Reserve Non-Consecutive DID Numbers			UEPPX	ND6	0.00	0.00	0.00				11.90			
	Reserve DID Numbers			UEPPX	NDV	0.00	0.00	0.00				11.90			
<b>Local Number Portability</b>															
	Local Number Portability - 1 per port			UEPPX	LNPCP	3.15	0.00	0.00							
<b>FEATURES - Vertical and Optional</b>															
<b>Local Switching Features Offered with Line Side Ports Only</b>															
	All Features Available			UEPPX	UEPVF	2.26	0.00	0.00				11.90			1.83
<b>UNBUNDLED CENTREX PORT/LOOP COMBINATIONS - COST BASED RATES</b>															
1. Cost Based Rates are applied where BellSouth is required by FCC and/or State Commission rule to provide Unbundled Local Switching or Switch Ports.															
2. Features shall apply to the Unbundled Port/Loop Combination - Cost Based Rate section in the same manner as they are applied to the Stand-Alone Unbundled Port section of this Rate Exhibit.															
3. End Office and Tandem Switching Usage and Common Transport Usage rates in the Port section of this rate exhibit shall apply to all combinations of loop/port network elements except for UNE Coin Port/Loop Combinations.															
4. The first and additional Port nonrecurring charges apply to Not Currently Combined Combos. For Currently Combined Combos, the nonrecurring charges shall be those identified in the Nonrecurring - Currently Combined sections. Additional NRCs may apply also and are categorized accordingly.															
5. Market Rates for Unbundled Centrex Port/Loop Combination will be negotiated on an Individual Case Basis, until further notice.															
<b>UNE-P CENTREX - 1AESS - (Valid in AL,FL,GA,KY,LA,MS,&amp;TN only)</b>															
<b>2-Wire VG Loop/2-Wire Voice Grade Port (Centrex) Combo</b>															
<b>UNE Port/Loop Combination Rates (Non-Design)</b>															
	2-Wire VG Loop/2-Wire Voice Grade Port (Centrex) Port Combo - Non-Design		1	UEP91		10.94									
	2-Wire VG Loop/2-Wire Voice Grade Port (Centrex)Port Combo - Non-Design		2	UEP91		15.05									
	2-Wire VG Loop/2-Wire Voice Grade Port (Centrex)Port Combo - Non-Design		3	UEP91		25.80									
<b>UNE Port/Loop Combination Rates (Design)</b>															
	2-Wire VG Loop/2-Wire Voice Grade Port (Centrex) Port Combo - Design		1	UEP91		13.41									
	2-Wire VG Loop/2-Wire Voice Grade Port (Centrex)Port Combo - Design		2	UEP91		18.57									
	2-Wire VG Loop/2-Wire Voice Grade Port (Centrex)Port Combo - Design		3	UEP91		32.04									
<b>UNE Loop Rate</b>															
	2-Wire Voice Grade Loop (SL 1) - Zone 1		1	UEP91	UECS1	9.77									
	2-Wire Voice Grade Loop (SL 1) - Zone 2		2	UEP91	UECS1	13.88									
	2-Wire Voice Grade Loop (SL 1) - Zone 3		3	UEP91	UECS1	24.63									
	2-Wire Voice Grade Loop (SL 2) - Zone 1		1	UEP91	UECS2	12.24									
	2-Wire Voice Grade Loop (SL 2) - Zone 2		2	UEP91	UECS2	17.40									
	2-Wire Voice Grade Loop (SL 2) - Zone 3		3	UEP91	UECS2	30.87									
<b>UNE Ports</b>															
All States (Except North Carolina and Sout Carolina)															

UNBUNDLED NETWORK ELEMENTS - Florida										Attachment: 2		Exhibit: B						
CATEGORY	RATE ELEMENTS	Interim	Zone	BCS	USOC	RATES (\$)	Svc Order Submitted Elec per LSR	Svc Order Submitted Manually per LSR	Incremental Charge - Manual Svc Order vs. Electronic-1st	Incremental Charge - Manual Svc Order vs. Electronic-Add'l	Incremental Charge - Manual Svc Order vs. Electronic-Disc 1st	Incremental Charge - Manual Svc Order vs. Electronic-Disc Add'l	OSS Rates (\$)					
													Rec	Nonrecurring First	Nonrecurring Add'l	Nonrecurring First	Nonrecurring Disconnect Add'l	SOMEK
	2-Wire Voice Grade Port (Centrex ) Basic Local Area			UEP91	UEPYA	1.17	53.31	26.46	27.50	8.37		11.90						
	2-Wire Voice Grade Port (Centrex 800 termination)Basic Local Area			UEP91	UEPYB	1.17	53.31	26.46	27.50	8.37		11.90						
	2-Wire Voice Grade Port (Centrex with Caller ID)1Basic Local Area			UEP91	UEPYH	1.17	53.31	26.46	27.50	8.37		11.90						
	2-Wire Voice Grade Port (Centrex from diff Serving Wire Center)2 Basic Local Area			UEP91	UEPYM	1.17	139.49	86.10	65.41	13.81		11.90						
	2-Wire Voice Grade Port, Diff Serving Wire Center - 800 Service Term - Basic Local Area			UEP91	UEPYZ	1.17	139.49	86.10	65.41	13.81		11.90						
	2-Wire Voice Grade Port terminated in on Megalink or equivalent - Basic Local Area			UEP91	UEPY9	1.17	53.31	26.46	27.50	8.37		11.90						
	2-Wire Voice Grade Port Terminated on 800 Service Term - Basic Local Area			UEP91	UEPY2	1.17	53.31	26.46	27.50	8.37		11.90						
<b>Georgia and Florida Only</b>																		
	2-Wire Voice Grade Port (Centrex )			UEP91	UEPHA	1.17	53.31	26.46	27.50	8.37		11.90						
	2-Wire Voice Grade Port (Centrex 800 termination)			UEP91	UEPHB	1.17	53.31	26.46	27.50	8.37		11.90						
	2-Wire Voice Grade Port (Centrex with Caller ID)1			UEP91	UEPHH	1.17	53.31	26.46	27.50	8.37		11.90						
	2-Wire Voice Grade Port (Centrex from diff Serving Wire Center)2			UEP91	UEPHM	1.17	139.49	86.10	65.41	13.81		11.90						
	2-Wire Voice Grade Port, Diff Serving Wire Center - 800 Service Term			UEP91	UEPHZ	1.17	139.49	86.10	65.41	13.81		11.90						
	2-Wire Voice Grade Port terminated in on Megalink or equivalent			UEP91	UEPH9	1.17	53.31	26.46	27.50	8.37		11.90						
	2-Wire Voice Grade Port Terminated on 800 Service Term			UEP91	UEPH2	1.17	53.31	26.46	27.50	8.37		11.90						
<b>Local Switching</b>																		
	Centrex Intercom Funtionality, per port			UEP91	URECS	0.7384												
<b>Local Number Portability</b>																		
	Local Number Portability (1 per port)			UEP91	LNPC	0.35												
<b>Features</b>																		
	All Standard Features Offered, per port			UEP91	UEPVF	2.26						11.90						
	All Select Features Offered, per port			UEP91	UEPVS	0.00	370.70					11.90						
	All Centrex Control Features Offered, per port			UEP91	UEPVC	2.26						11.90						
<b>NARS</b>																		
	Unbundled Network Access Register - Combination			UEP91	UARCX	0.00	0.00	0.00				11.90						
	Unbundled Network Access Register - Indial			UEP91	UAR1X	0.00	0.00	0.00				11.90						
	Unbundled Network Access Register - Outdial			UEP91	UARO	0.00	0.00	0.00				11.90						
<b>Miscellaneous Terminations</b>																		
<b>2-Wire Trunk Side</b>																		
	Trunk Side Terminations, each			UEP91	CENA6	8.73												
<b>Interoffice Channel Mileage - 2-Wire</b>																		
	Interoffice Channel Facilities Termination - Voice Grade			UEP91	M1GBC	25.32												
	Interoffice Channel mileage, per mile or fraction of mile			UEP91	M1GBM	0.0091												
<b>Feature Activations (DS0) Centrex Loops on Channelized DS1 Service</b>																		
<b>D4 Channel Bank Feature Activations</b>																		
	Feature Activation on D-4 Channel Bank Centrex Loop Slot			UEP91	1PQWS	0.66												
	Feature Activation on D-4 Channel Bank FX line Side Loop Slot			UEP91	1PQW6	0.66												
	Feature Activation on D-4 Channel Bank FX Trunk Side Loop Slot			UEP91	1PQW7	0.66												
	Feature Activation on D-4 Channel Bank Centrex Loop Slot - Different Wire Center			UEP91	1PQWP	0.66												
	Feature Activation on D-4 Channel Bank Private Line Loop Slot			UEP91	1PQWV	0.66												
	Feature Activation on D-4 Channel Bank Tjie Line/Trunk Loop Slot			UEP91	1PQWQ	0.66												
	Feature Activation on D-4 Channel Bank WATS Loop Slot			UEP91	1PQWA	0.66												
<b>Non-Recurring Charges (NRC) Associated with UNE-P Centrex</b>																		
	Conversion - Currently Combined Switch-As-Is with allowed changes, per port			UEP91	USAC2		21.50	8.42				11.90						



UNBUNDLED NETWORK ELEMENTS - Florida							Attachment: 2		Exhibit: B				
CATEGORY	RATE ELEMENTS	Interim	Zone	BCS	USOC	RATES (\$)	Svc Order Submitted Elec per LSR	Svc Order Submitted Manually per LSR	Incremental Charge - Manual Svc Order vs. Electronic-1st	Incremental Charge - Manual Svc Order vs. Electronic-Add'l	Incremental Charge - Manual Svc Order vs. Electronic-Disc 1st	Incremental Charge - Manual Svc Order vs. Electronic-Disc Add'l	
													Rec
	All Standard Features Offered, per port			UEP95	UEPVF	2.26							
	All Select Features Offered, per port			UEP95	UEPVS	0.00	370.70				11.90		
	All Centrex Control Features Offered, per port			UEP95	UEPVC	2.26							
<b>NARS</b>													
	Unbundled Network Access Register - Combination			UEP95	UARCX	0.00	0.00	0.00			11.90		
	Unbundled Network Access Register - Indial			UEP95	UAR1X	0.00	0.00	0.00			11.90		
	Unbundled Network Access Register - Outdial			UEP95	UAROX	0.00	0.00	0.00			11.90		
	<b>Miscellaneous Terminations</b>												
	<b>2-Wire Trunk Side</b>												
	Trunk Side Terminations, each			UEP95	CEND6	8.73							
	<b>4-Wire Digital (1.544 Megabits)</b>												
	DS1 Circuit Terminations, each			UEP95	M1HD1	54.95							
	DS0 Channels Activated, each			UEP95	M1HDO	0.00	15.69				11.90		
	<b>Interoffice Channel Mileage - 2-Wire</b>												
	Interoffice Channel Facilities Termination			UEP95	MIGBC	25.32							
	Interoffice Channel mileage, per mile or fraction of mile			UEP95	MIGBM	0.0091							
	<b>Feature Activations (DS0) Centrex Loops on Channelized DS1 Service</b>												
	<b>D4 Channel Bank Feature Activations</b>												
	Feature Activation on D-4 Channel Bank Centrex Loop Slot			UEP95	1PQWS	0.66							
	Feature Activation on D-4 Channel Bank FX line Side Loop Slot			UEP95	1PQW6	0.66							
	Feature Activation on D-4 Channel Bank FX Trunk Side Loop Slot			UEP95	1PQW7	0.66							
	Feature Activation on D-4 Channel Bank Centrex Loop Slot - Different Wire Center			UEP95	1PQWP	0.66							
	Feature Activation on D-4 Channel Bank Private Line Loop Slot			UEP95	1PQWV	0.66							
	Feature Activation on D-4 Channel Bank Tjie Line/Trunk Loop Slot			UEP95	1PQWQ	0.66							
	Feature Activation on D-4 Channel Bank WATS Loop Slot			UEP95	1PQWA	0.66							
	<b>Non-Recurring Charges (NRC) Associated with UNE-P Centrex</b>												
	NRC Conversion Currently Combined Switch-As-Is with allowed changes, per port			UEP95	USAC2	0.00	21.50	8.42			11.90		
	Conversion of Existing Centrex Common Block, each			UEP95	USACN		5.17	8.32			11.90		
	New Centrex Standard Common Block			UEP95	M1ACS	0.00	618.82				11.90		
	New Centrex Customized Common Block			UEP95	M1ACC	0.00	618.82				11.90		
	NAR Establishment Charge, Per Occasion			UEP95	URECA	0.00	66.48				11.90		
	<b>UNE-P CENTREX - DMS100 (Valid in All States)</b>												
	<b>2-Wire VG Loop/2-Wire Voice Grade Port (Centrex) Combo</b>												
	<b>UNE Port/Loop Combination Rates (Non-Design)</b>												
	2-Wire VG Loop/2-Wire Voice Grade Port (Centrex) Port Combo - Non-Design		1	UEP9D		10.94							
	2-Wire VG Loop/2-Wire Voice Grade Port (Centrex)Port Combo - Non-Design		2	UEP9D		15.05							
	2-Wire VG Loop/2-Wire Voice Grade Port (Centrex)Port Combo - Non-Design		3	UEP9D		25.80							
	<b>UNE Port/Loop Combination Rates (Design)</b>												
	2-Wire VG Loop/2-Wire Voice Grade Port (Centrex) Port Combo - Design		1	UEP9D		13.41							
	2-Wire VG Loop/2-Wire Voice Grade Port (Centrex)Port Combo - Design		2	UEP9D		18.57							
	2-Wire VG Loop/2-Wire Voice Grade Port (Centrex)Port Combo - Design		3	UEP9D		32.04							
	<b>UNE Loop Rate</b>												
	2-Wire Voice Grade Loop (SL 1) - Zone 1		1	UEP9D	UECS1	9.77							
	2-Wire Voice Grade Loop (SL 1) - Zone 2		2	UEP9D	UECS1	13.88							
	2-Wire Voice Grade Loop (SL 1) - Zone 3		3	UEP9D	UECS1	24.63							
	2-Wire Voice Grade Loop (SL 2) - Zone 1		1	UEP9D	UECS2	12.24							
	2-Wire Voice Grade Loop (SL 2) - Zone 2		2	UEP9D	UECS2	17.40							

UNBUNDLED NETWORK ELEMENTS - Florida										Attachment: 2		Exhibit: B											
CATEGORY	RATE ELEMENTS	Interim	Zone	BCS	USOC	RATES (\$)	Svc Order Submitted Elec per LSR	Svc Order Submitted Manually per LSR	Incremental Charge - Manual Svc Order vs. Electronic-1st	Incremental Charge - Manual Svc Order vs. Electronic-Add'l	Incremental Charge - Manual Svc Order vs. Electronic-Disc 1st	Incremental Charge - Manual Svc Order vs. Electronic-Disc Add'l	OSS Rates (\$)										
													Rec	Nonrecurring		Nonrecurring Disconnect		SOME C	SOMAN	SOMAN	SOMAN	SOMAN	
													First	Add'l	First	Add'l							
	2-Wire Voice Grade Loop (SL 2) - Zone 3		3	UEP9D	UECS2	30.87																	
<b>UNE Port Rate</b>																							
<b>ALL STATES</b>																							
	2-Wire Voice Grade Port (Centrex ) Basic Local Area			UEP9D	UEPYA	1.17																	
	2-Wire Voice Grade Port (Centrex 800 termination)Basic Local Area			UEP9D	UEPYB	1.17	53.31	26.46	27.50	8.37													
	2-Wire Voice Grade Port (Centrex / EBS-PSET)3Basic Local Area			UEP9D	UEPYC	1.17	53.31	26.46	27.50	8.37													
	2-Wire Voice Grade Port (Centrex / EBS-M5009)3Basic Local Area			UEP9D	UEPYD	1.17	53.31	26.46	27.50	8.37													
	2-Wire Voice Grade Port (Centrex / EBS-M5209)3 Basic Local Area			UEP9D	UEPYE	1.17	53.31	26.46	27.50	8.37													
	2-Wire Voice Grade Port (Centrex / EBS-M5112)3 Basic Local Area			UEP9D	UEPYF	1.17	53.31	26.46	27.50	8.37													
	2-Wire Voice Grade Port (Centrex / EBS-M5312)3Basic Local Area			UEP9D	UEPYG	1.17	53.31	26.46	27.50	8.37													
	2-Wire Voice Grade Port (Centrex / EBS-M5008)3 Basic Local Area			UEP9D	UEPYT	1.17	53.31	26.46	27.50	8.37													
	2-Wire Voice Grade Port (Centrex / EBS-M5208)3 Basic Local Area			UEP9D	UEPYU	1.17	53.31	26.46	27.50	8.37													
	2-Wire Voice Grade Port (Centrex / EBS-M5216)3 Basic Local Area			UEP9D	UEPYV	1.17	53.31	26.46	27.50	8.37													
	2-Wire Voice Grade Port (Centrex / EBS-M5316)3 Basic Local Area			UEP9D	UEPY3	1.17	53.31	26.46	27.50	8.37													
	2-Wire Voice Grade Port (Centrex with Caller ID) Basic Local Area			UEP9D	UEPYH	1.17	53.31	26.46	27.50	8.37													
	2-Wire Voice Grade Port (Centrex/Caller ID/Msg Wtg Lamp Indication)3 Basic Local Area			UEP9D	UEPYW	1.17	53.31	26.46	27.50	8.37													
	2-Wire Voice Grade Port (Centrex/Msg Wtg Lamp Indication)3 Basic Local Area			UEP9D	UEPYJ	1.17	53.31	26.46	27.50	8.37													
	2-Wire Voice Grade Port (Centrex from diff Serving Wire Center) 2 Basic Local Area			UEP9D	UEPYM	1.17	53.31	26.46	27.50	8.37													
	2-Wire Voice Grade Port (Centrex/differ SWC /EBS-PSET)2, 3 Basic Local Area			UEP9D	UEPYO	1.17	53.31	26.46	27.50	8.37													
	2-Wire Voice Grade Port (Centrex/differ SWC /EBS-M5009)2, 3 Basic Local Area			UEP9D	UEPYP	1.17	53.31	26.46	27.50	8.37													
	2-Wire Voice Grade Port (Centrex/differ SWC /EBS-5209)2, 3 Basic Local Area			UEP9D	UEPYQ	1.17	139.49	86.10	65.41	13.81													
	2-Wire Voice Grade Port (Centrex/differ SWC /EBS-M5112)2, 3 Basic Local Area			UEP9D	UEPYR	1.17	139.49	86.10	65.41	13.81													
	2-Wire Voice Grade Port (Centrex/differ SWC /EBS-M5312)2, 3 Basic Local Area			UEP9D	UEPYS	1.17	139.49	86.10	65.41	13.81													
	2-Wire Voice Grade Port (Centrex/differ SWC /EBS-M5008)2, 3 Basic Local Area			UEP9D	UEPY4	1.17	139.49	86.10	65.41	13.81													
	2-Wire Voice Grade Port (Centrex/differ SWC /EBS-M5208)2, 3 Basic Local Area			UEP9D	UEPY5	1.17	139.49	86.10	65.41	13.81													
	2-Wire Voice Grade Port (Centrex/differ SWC /EBS-M5216)2, 3 Basic Local Area			UEP9D	UEPY6	1.17	139.49	86.10	65.41	13.81													
	2-Wire Voice Grade Port (Centrex/differ SWC /EBS-M5316)2, 3 Basic Local Area			UEP9D	UEPY7	1.17	139.49	86.10	65.41	13.81													
	2-Wire Voice Grade Port, Diff Serving Wire Center - 800 Service Term			UEP9D	UEPYZ	1.17	139.49	86.10	65.41	13.81													
	2-Wire Voice Grade Port terminated in on Megalink or equivalent Basic Local Area			UEP9D	UEPY9	1.17	53.31	26.46	27.50	8.37													
	2-Wire Voice Grade Port Terminated on 800 Service Term Basic Local Area			UEP9D	UEPY2	1.17	53.31	26.46	27.50	8.37													
<b>FL &amp; GA Only</b>																							
	2-Wire Voice Grade Port (Centrex)			UEP9D	UEPHA	1.17	53.31	26.46	27.50	8.37													
	2-Wire Voice Grade Port (Centrex 800 termination)			UEP9D	UEPHB	1.17	53.31	26.46	27.50	8.37													

UNBUNDLED NETWORK ELEMENTS - Florida										Attachment: 2		Exhibit: B						
CATEGORY	RATE ELEMENTS	Interim	Zone	BCS	USOC	RATES (\$)	Svc Order Submitted Elec per LSR	Svc Order Submitted Manually per LSR	Incremental Charge - Manual Svc Order vs. Electronic-1st	Incremental Charge - Manual Svc Order vs. Electronic-Add'l	Incremental Charge - Manual Svc Order vs. Electronic-Disc 1st	Incremental Charge - Manual Svc Order vs. Electronic-Disc Add'l	OSS Rates (\$)					
													Rec	Nonrecurring First	Nonrecurring Add'l	Nonrecurring First	Nonrecurring Add'l	SOMEc
	2-Wire Voice Grade Port (Centrex / EBS-PSET)3			UEP9D	UEPHC	1.17	53.31	26.46	27.50	8.37								
	2-Wire Voice Grade Port (Centrex / EBS-M5009)3			UEP9D	UEPHD	1.17	53.31	26.46	27.50	8.37								
	2-Wire Voice Grade Port (Centrex / EBS-M5209)3			UEP9D	UEPHE	1.17	53.31	26.46	27.50	8.37								
	2-Wire Voice Grade Port (Centrex / EBS-M5112)3			UEP9D	UEPHF	1.17	53.31	26.46	27.50	8.37								
	2-Wire Voice Grade Port (Centrex / EBS-M5312)3			UEP9D	UEPHG	1.17	53.31	26.46	27.50	8.37								
	2-Wire Voice Grade Port (Centrex / EBS-M5008)3			UEP9D	UEPHT	1.17	53.31	26.46	27.50	8.37								
	2-Wire Voice Grade Port (Centrex / EBS-M5208)3			UEP9D	UEPHU	1.17	53.31	26.46	27.50	8.37								
	2-Wire Voice Grade Port (Centrex / EBS-M5216)3			UEP9D	UEPHV	1.17	53.31	26.46	27.50	8.37								
	2-Wire Voice Grade Port (Centrex / EBS-M5316)3			UEP9D	UEPH3	1.17	53.31	26.46	27.50	8.37								
	2-Wire Voice Grade Port (Centrex with Caller ID)			UEP9D	UEPHH	1.17	53.31	26.46	27.50	8.37								
	2-Wire Voice Grade Port (Centrex/Caller ID/Msg Wtg Lamp Indication)3			UEP9D	UEPHW	1.17	53.31	26.46	27.50	8.37								
	2-Wire Voice Grade Port (Centrex/Msg Wtg Lamp Indication)3			UEP9D	UEPHJ	1.17	53.31	26.46	27.50	8.37								
	2-Wire Voice Grade Port (Centrex from diff Serving Wire Center) 2			UEP9D	UEPHM	1.17	139.49	86.10	65.41	13.81								
	2-Wire Voice Grade Port (Centrex/differ SWC /EBS-PSET)2, 3			UEP9D	UEPHO	1.17	139.49	86.10	65.41	13.81								
	2-Wire Voice Grade Port (Centrex/differ SWC /EBS-M5009)2, 3			UEP9D	UEPHP	1.17	139.49	86.10	65.41	13.81								
	2-Wire Voice Grade Port (Centrex/differ SWC /EBS-5209)2, 3			UEP9D	UEPHQ	1.17	139.49	86.10	65.41	13.81								
	2-Wire Voice Grade Port (Centrex/differ SWC /EBS-M5112)2, 3			UEP9D	UEPHR	1.17	139.49	86.10	65.41	13.81								
	2-Wire Voice Grade Port (Centrex/differ SWC /EBS-M5312)2, 3			UEP9D	UEPHS	1.17	139.49	86.10	65.41	13.81								
	2-Wire Voice Grade Port (Centrex/differ SWC /EBS-M5008)2, 3			UEP9D	UEPH4	1.17	139.49	86.10	65.41	13.81								
	2-Wire Voice Grade Port (Centrex/differ SWC /EBS-M5208)2, 3			UEP9D	UEPH5	1.17	139.49	86.10	65.41	13.81								
	2-Wire Voice Grade Port (Centrex/differ SWC /EBS-M5216)2, 3			UEP9D	UEPH6	1.17	139.49	86.10	65.41	13.81								
	2-Wire Voice Grade Port (Centrex/differ SWC /EBS-M5316)2, 3			UEP9D	UEPH7	1.17	139.49	86.10	65.41	13.81								
	2-Wire Voice Grade Port, Diff Serving Wire Center - 800 Service Term			UEP9D	UEPHZ	1.17	139.49	86.10	65.41	13.81								
	2-Wire Voice Grade Port terminated in on Megalink or equivalent			UEP9D	UEPH9	1.17	53.31	26.46	27.50	8.37								
	2-Wire Voice Grade Port Terminated on 800 Service Term			UEP9D	UEPH2	1.17	53.31	26.46	27.50	8.37								
	<b>Local Switching</b>																	
	Centrex Intercom Funtionality, per port			UEP9D	URECS	0.7384												
	<b>Local Number Portability</b>																	
	Local Number Portability (1 per port)			UEP9D	LNPCc	0.35												
	<b>Features</b>																	
	All Standard Features Offered, per port			UEP9D	UEPVF	2.26												
	All Select Features Offered, per port			UEP9D	UEPVS	0.00	370.70											
	All Centrex Control Features Offered, per port			UEP9D	UEPVC	2.26												
	<b>NARS</b>																	
	Unbundled Network Access Register - Combination			UEP9D	UARCX	0.00	0.00	0.00										
	Unbundled Network Access Register - Inward			UEP9D	UARIX	0.00	0.00	0.00										
	Unbundled Network Access Register - Outdial			UEP9D	UAROx	0.00	0.00	0.00										
	<b>Miscellaneous Terminations</b>																	
	<b>2-Wire Trunk Side</b>																	
	Trunk Side Terminations, each			UEP9D	CEND6	8.73												
	<b>4-Wire Digital (1.544 Megabits)</b>																	
	DS1 Circuit Terminations, each			UEP9D	M1HD1	54.95												
	DS0 Channels Activated per Channel			UEP9D	M1HDO	0.00	15.69											
	<b>Interoffice Channel Mileage - 2-Wire</b>																	
	Interoffice Channel Facilities Termination			UEP9D	MIGBC	25.32												
	Interoffice Channel mileage, per mile or fraction of mile			UEP9D	MIGBM	0.0091												
	<b>Feature Activations (DS0) Centrex Loops on Channelized DS1 Service</b>																	
	<b>D4 Channel Bank Feature Activations</b>																	

UNBUNDLED NETWORK ELEMENTS - Florida										Attachment: 2		Exhibit: B			
CATEGORY	RATE ELEMENTS	Interim	Zone	BCS	USOC	RATES (\$)				Svc Order Submitted Elec per LSR	Svc Order Submitted Manually per LSR	Incremental Charge - Manual Svc Order vs. Electronic-1st	Incremental Charge - Manual Svc Order vs. Electronic-Add'l	Incremental Charge - Manual Svc Order vs. Electronic-Disc 1st	Incremental Charge - Manual Svc Order vs. Electronic-Disc Add'l
						Rec	Nonrecurring		Nonrecurring Disconnect						
							First	Add'l	First	Add'l	SOME C	SOMAN	SOMAN	SOMAN	SOMAN
	Feature Activation on D-4 Channel Bank Centrex Loop Slot			UEP9D	1PQWS	0.66									
	Feature Activation on D-4 Channel Bank FX line Side Loop Slot			UEP9D	1PQW6	0.66									
	Feature Activation on D-4 Channel Bank FX Trunk Side Loop Slot			UEP9D	1PQW7	0.66									
	Feature Activation on D-4 Channel Bank Centrex Loop Slot - Different Wire Center			UEP9D	1PQWP	0.66									
	Feature Activation on D-4 Channel Bank Private Line Loop Slot			UEP9D	1PQWV	0.66									
	Feature Activation on D-4 Channel Bank Tje Line/Trunk Loop Slot			UEP9D	1PQWQ	0.66									
	Feature Activation on D-4 Channel Bank WATS Loop Slot			UEP9D	1PQWA	0.66									
<b>Non-Recurring Charges (NRC) Associated with UNE-P Centrex</b>															
	NRC Conversion Currently Combined Switch-As-Is with allowed changes, per port			UEP9D	USAC2		21.50	8.42				11.90			
	Conversion of existing Centrex Common Block, each			UEP9D	USACN		5.17	8.32				11.90			
	New Centrex Standard Common Block			UEP9D	M1ACS	0.00	618.82					11.90			
	New Centrex Customized Common Block			UEP9D	M1ACC	0.00	618.82					11.90			
	NAR Establishment Charge, Per Occasion			UEP9D	URECA	0.00	66.48					11.90			
<b>UNE-P CENTREX - EWSD (Valid in AL, FL, KY, LA, MS &amp; TN)</b>															
<b>2-Wire VG Loop/2-Wire Voice Grade Port (Centrex) Combo</b>															
<b>UNE Port/Loop Combination Rates (Non-Design)</b>															
	2-Wire VG Loop/2-Wire Voice Grade Port (Centrex) Port Combo - Non-Design		1	UEP9E		10.94									
	2-Wire VG Loop/2-Wire Voice Grade Port (Centrex)Port Combo - Non-Design		2	UEP9E		15.05									
	2-Wire VG Loop/2-Wire Voice Grade Port (Centrex)Port Combo - Non-Design		3	UEP9E		25.80									
<b>UNE Port/Loop Combination Rates (Design)</b>															
	2-Wire VG Loop/2-Wire Voice Grade Port (Centrex) Port Combo - Design		1	UEP9E		13.41									
	2-Wire VG Loop/2-Wire Voice Grade Port (Centrex)Port Combo - Design		2	UEP9E		18.57									
	2-Wire VG Loop/2-Wire Voice Grade Port (Centrex)Port Combo - Design		3	UEP9E		32.04									
<b>UNE Loop Rate</b>															
	2-Wire Voice Grade Loop (SL 1) - Zone 1		1	UEP9E	UECS1	9.77									
	2-Wire Voice Grade Loop (SL 1) - Zone 2		2	UEP9E	UECS1	13.88									
	2-Wire Voice Grade Loop (SL 1) - Zone 3		3	UEP9E	UECS1	24.63									
	2-Wire Voice Grade Loop (SL 2) - Zone 1		1	UEP9E	UECS2	12.24									
	2-Wire Voice Grade Loop (SL 2) - Zone 2		2	UEP9E	UECS2	17.40									
	2-Wire Voice Grade Loop (SL 2) - Zone 3		3	UEP9E	UECS2	30.87									
<b>UNE Port Rate</b>															
<b>AL, FL, KY, LA, MS, &amp; TN only</b>															
	2-Wire Voice Grade Port (Centrex ) Basic Local Area			UEP9E	UEPYA	1.17	53.31	26.46	27.50	8.37		11.90			
	2-Wire Voice Grade Port (Centrex 800 termination)Basic Local Area			UEP9E	UEPYB	1.17	53.31	26.46	27.50	8.37		11.90			
	2-Wire Voice Grade Port (Centrex with Caller ID)1Basic Local Area			UEP9E	UEPYH	1.17	53.31	26.46	27.50	8.37		11.90			
	2-Wire Voice Grade Port (Centrex from diff Serving Wire Center)2 Basic Local Area			UEP9E	UEPYM	1.17	139.49	86.10	65.41	13.81		11.90			
	2-Wire Voice Grade Port, Diff Serving Wire Center - 800 Service Term - Basic Local Area			UEP9E	UEPYZ	1.17	139.49	86.10	65.41	13.81		11.90			
	2-Wire Voice Grade Port terminated in on Megalink or equivalent - Basic Local Area			UEP9E	UEPY9	1.17	53.31	26.46	27.50	8.37		11.90			
	2-Wire Voice Grade Port Terminated on 800 Service Term - Basic Local Area			UEP9E	UEPY2	1.17	53.31	26.46	27.50	8.37		11.90			
<b>Florida Only</b>															
	2-Wire Voice Grade Port (Centrex )			UEP9E	UEPHA	1.17	53.31	26.46	27.50	8.37		11.90			

UNBUNDLED NETWORK ELEMENTS - Florida										Attachment: 2		Exhibit: B			
CATEGORY	RATE ELEMENTS	Interim	Zone	BCS	USOC	RATES (\$)				Svc Order Submitted Elec per LSR	Svc Order Submitted Manually per LSR	Incremental Charge - Manual Svc Order vs. Electronic-1st	Incremental Charge - Manual Svc Order vs. Electronic-Add'l	Incremental Charge - Manual Svc Order vs. Electronic-Disc 1st	Incremental Charge - Manual Svc Order vs. Electronic-Disc Add'l
						Rec	Nonrecurring		Nonrecurring Disconnect						
							First	Add'l	First	Add'l	SOMEc	SOMAN	SOMAN	SOMAN	SOMAN
	2-Wire Voice Grade Port (Centrex 800 termination)			UEP9E	UEPHB	1.17	53.31	26.46	27.50	8.37		11.90			
	2-Wire Voice Grade Port (Centrex with Caller ID)1			UEP9E	UEPHH	1.17	53.31	26.46	27.50	8.37		11.90			
	2-Wire Voice Grade Port (Centrex from diff Serving Wire Center)2			UEP9E	UEPHM	1.17	139.49	86.10	65.41	13.81		11.90			
	2-Wire Voice Grade Port, Diff Serving Wire Center - 800 Service Term			UEP9E	UEPHZ	1.17	139.49	86.10	65.41	13.81		11.90			
	2-Wire Voice Grade Port terminated in on Megalink or equivalent			UEP9E	UEPH9	1.17	53.31	26.46	27.50	8.37		11.90			
	2-Wire Voice Grade Port Terminated on 800 Service Term			UEP9E	UEPH2	1.17	53.31	26.46	27.50	8.37		11.90			
	<b>Local Switching</b>														
	Centrex Intercom Functionality, per port			UEP9E	URECS	0.7384									
	<b>Local Number Portability</b>														
	Local Number Portability (1 per port)			UEP9E	LNPCc	0.35									
	<b>Features</b>														
	All Standard Features Offered, per port			UEP9E	UEPVF	2.26									
	All Select Features Offered, per port			UEP9E	UEPVS	0.00	370.70					11.90			
	All Centrex Control Features Offered, per port			UEP9E	UEPVC	2.26									
	<b>NARS</b>														
	Unbundled Network Access Register - Combination			UEP9E	UARCX	0.00	0.00	0.00				11.90			
	Unbundled Network Access Register - Indial			UEP9E	UAR1X	0.00	0.00	0.00				11.90			
	Unbundled Network Access Register - Outdial			UEP9E	UAROx	0.00	0.00	0.00				11.90			
	<b>Miscellaneous Terminations</b>														
	<b>2-Wire Trunk Side</b>														
	Trunk Side Terminations, each			UEP9E	CEND6	8.73									
	<b>4-Wire Digital (1,544 Megabits)</b>														
	DS1 Circuit Terminations, each			UEP9E	M1HD1	54.95									
	DS0 Channel Activated Per Channel			UEP9E	M1HDO	0.00	15.69					11.90			
	<b>Interoffice Channel Mileage - 2-Wire</b>														
	Interoffice Channel Facilities Termination			UEP9E	MIGBC	25.32									
	Interoffice Channel mileage, per mile or fraction of mile			UEP9E	MIGBM	0.0091									
	<b>Feature Activations (DS0) Centrex Loops on Channelized DS1 Service</b>														
	<b>D4 Channel Bank Feature Activations</b>														
	Feature Activation on D-4 Channel Bank Centrex Loop Slot			UEP9E	1PQWS	0.66									
	Feature Activation on D-4 Channel Bank FX line Side Loop Slot			UEP9E	1PQW6	0.66									
	Feature Activation on D-4 Channel Bank FX Trunk Side Loop Slot			UEP9E	1PQW7	0.66									
	Feature Activation on D-4 Channel Bank Centrex Loop Slot - Different Wire Center			UEP9E	1PQWP	0.66									
	Feature Activation on D-4 Channel Bank Private Line Loop Slot			UEP9E	1PQWV	0.66									
	Feature Activation on D-4 Channel Bank Tjje Line/Trunk Loop Slot			UEP9E	1PQWQ	0.66									
	Feature Activation on D-4 Channel Bank WATS Loop Slot			UEP9E	1PQWA	0.66									
	<b>Non-Recurring Charges (NRC) Associated with UNE-P Centrex</b>														
	NRC Conversion Currently Combined Switch-As-Is with allowed changes, per port			UEP9E	USAC2		21.50	8.42				11.90			
	Conversion of Existing Centrex Common Block, each			UEP9E	USACN		5.17	8.32				11.90			
	New Centrex Standard Common Block			UEP9E	M1ACS	0.00	618.82					11.90			
	New Centrex Customized Common Block			UEP9E	M1ACC	0.00	618.82					11.90			
	NAR Establishment Charge, Per Occasion			UEP9E	URECA	0.00	66.48					11.90			
	<b>Note 1 - Required Port for Centrex Control in 1AESS, 5ESS &amp; EWSD</b>														
	<b>Note 2 - Requires Interoffice Channel Mileage</b>														
	<b>Note 3 - Requires Specific Customer Premises Equipment</b>														
	<b>UNBUNDLED CENTREX PORT/LOOP COMBINATIONS - MARKET RATES</b>														
	1. Market Rates are applied where BellSouth is not required by FCC and/or State Commission rule to provide Unbundled Local Switching or Switch Ports.														
	2. Recurring Charges for all Standard Centrex and Centrex Control Features are included in the Market Rate														
	3. End Office and Tandem Switching Usage and Common Transport Usage rates in the Port section of this rate exhibit shall apply to all combinations of loop/port network elements except for UNE Coin Port/Loop Combinations.														



UNBUNDLED NETWORK ELEMENTS - Florida										Attachment: 2		Exhibit: B	
CATEGORY	RATE ELEMENTS	Interim	Zone	BCS	USOC	RATES (\$)	Svc Order Submitted Elec per LSR	Svc Order Submitted Manually per LSR	Incremental Charge - Manual Svc Order vs. Electronic-1st	Incremental Charge - Manual Svc Order vs. Electronic-Add'l	Incremental Charge - Manual Svc Order vs. Electronic-Disc 1st	Incremental Charge - Manual Svc Order vs. Electronic-Disc Add'l	
													Rec
							SOMEC	SOMAN	SOMAN	SOMAN	SOMAN	SOMAN	
4. The first and additional Port nonrecurring charges apply to Not Currently Combined Combos. For Currently Combined Combos, the nonrecurring charges shall be those identified in the Nonrecurring - Currently Combined sections. Additional NRCs may apply also and are categorized accordingly.													
UNE-P CENTREX - 1AESS - (Valid in AL,FL,GA,KY,LA,MS,&TN only)													
2-Wire VG Loop/2-Wire Voice Grade Port (Centrex) Combo													
UNE Port/Loop Combination Rates (Non-Design)													
	2-Wire VG Loop/2-Wire Voice Grade Port (Centrex) Port Combo - Non-Design		1	UEP91		26.94							
	2-Wire VG Loop/2-Wire Voice Grade Port (Centrex)Port Combo - Non-Design		2	UEP91		31.06							
	2-Wire VG Loop/2-Wire Voice Grade Port (Centrex)Port Combo - Non-Design		3	UEP91		45.87							
UNE Port/Loop Combination Rates (Design)													
	2-Wire VG Loop/2-Wire Voice Grade Port (Centrex) Port Combo - Design		1	UEP91		29.36							
	2-Wire VG Loop/2-Wire Voice Grade Port (Centrex)Port Combo - Design		2	UEP91		34.43							
	2-Wire VG Loop/2-Wire Voice Grade Port (Centrex)Port Combo - Design		3	UEP91		50.68							
UNE Loop Rate													
	2-Wire Voice Grade Loop (SL 1) - Zone 1		1	UEP91	UECS1	12.94							
	2-Wire Voice Grade Loop (SL 1) - Zone 2		2	UEP91	UECS1	17.06							
	2-Wire Voice Grade Loop (SL 1) - Zone 3		3	UEP91	UECS1	31.87							
	2-Wire Voice Grade Loop (SL 2) - Zone 1		1	UEP91	UECS2	15.36							
	2-Wire Voice Grade Loop (SL 2) - Zone 2		2	UEP91	UECS2	20.43							
	2-Wire Voice Grade Loop (SL 2) - Zone 3		3	UEP91	UECS2	36.68							
UNE Ports													
All States (Except North Carolina and Sout Carolina)													
	2-Wire Voice Grade Port (Centrex ) Basic Local Area			UEP91	UEPYA	14.00	70.00	35.00	35.00	10.00		11.90	
	2-Wire Voice Grade Port (Centrex 800 termination)Basic Local Area			UEP91	UEPYB	14.00	70.00	35.00	35.00	10.00		11.90	
	2-Wire Voice Grade Port (Centrex with Caller ID)1Basic Local Area			UEP91	UEPYH	14.00	70.00	35.00	35.00	10.00		11.90	
	2-Wire Voice Grade Port (Centrex from diff Serving Wire Center)2 Basic Local Area			UEP91	UEPYM	14.00	180.00	110.00	85.00	20.00		11.90	
	2-Wire Voice Grade Port, Diff Serving Wire Center - 800 Service Term - Basic Local Area			UEP91	UEPYZ	14.00	180.00	110.00	85.00	20.00		11.90	
	2-Wire Voice Grade Port terminated in on Megalink or equivalent - Basic Local Area			UEP91	UEPY9	14.00	70.00	35.00	35.00	10.00		11.90	
	2-Wire Voice Grade Port Terminated on 800 Service Term - Basic Local Area			UEP91	UEPY2	14.00	70.00	35.00	35.00	10.00		11.90	
Georgia and Florida Only													
	2-Wire Voice Grade Port (Centrex )			UEP91	UEPHA	14.00	70.00	35.00	35.00	10.00		11.90	
	2-Wire Voice Grade Port (Centrex 800 termination)			UEP91	UEPHB	14.00	70.00	35.00	35.00	10.00		11.90	
	2-Wire Voice Grade Port (Centrex with Caller ID)1			UEP91	UEPHH	14.00	70.00	35.00	35.00	10.00		11.90	
	2-Wire Voice Grade Port (Centrex from diff Serving Wire Center)2			UEP91	UEPHM	14.00	180.00	110.00	85.00	20.00		11.90	
	2-Wire Voice Grade Port, Diff Serving Wire Center - 800 Service Term			UEP91	UEPHZ	14.00	180.00	110.00	85.00	20.00		11.90	
	2-Wire Voice Grade Port terminated in on Megalink or equivalent			UEP91	UEPH9	14.00	70.00	35.00	35.00	10.00		11.90	
	2-Wire Voice Grade Port Terminated on 800 Service Term			UEP91	UEPH2	14.00	70.00	35.00	35.00	10.00		11.90	
Local Switching													
	Centrex Intercom Funtionality, per port			UEP91	URECS	0.7384							
Local Number Portability													
	Local Number Portability (1 per port)			UEP91	LNPC	0.35							
Features													
	All Standard Features Offered, per port			UEP91	UEPVF	0.00						11.90	
	All Select Features Offered, per port			UEP91	UEPVS	0.00	370.70					11.90	
	All Centrex Control Features Offered, per port			UEP91	UEPVC	0.00						11.90	

UNBUNDLED NETWORK ELEMENTS - Florida										Attachment: 2		Exhibit: B						
CATEGORY	RATE ELEMENTS	Interim	Zone	BCS	USOC	RATES (\$)	Svc Order Submitted Elec per LSR	Svc Order Submitted Manually per LSR	Incremental Charge - Manual Svc Order vs. Electronic-1st	Incremental Charge - Manual Svc Order vs. Electronic-Add'l	Incremental Charge - Manual Svc Order vs. Electronic-Disc 1st	Incremental Charge - Manual Svc Order vs. Electronic-Disc Add'l						
													Rec	Nonrecurring		Nonrecurring Disconnect		OSS Rates (\$)
							First	Add'l	First	Add'l	SOMEc	SOMAN	SOMAN	SOMAN	SOMAN	SOMAN		
<b>NARS</b>																		
	Unbundled Network Access Register - Combination			UEP91	UARCX	0.00	0.00	0.00				11.90						
	Unbundled Network Access Register - Indial			UEP91	UAR1X	0.00	0.00	0.00				11.90						
	Unbundled Network Access Register - Outdial			UEP91	UAROx	0.00	0.00	0.00				11.90						
	<b>Miscellaneous Terminations</b>																	
	<b>2-Wire Trunk Side</b>																	
	Trunk Side Terminations, each			UEP91	CENA6	8.81												
	<b>Interoffice Channel Mileage - 2-Wire</b>																	
	Interoffice Channel Facilities Termination - Voice Grade			UEP91	M1GBC	25.32												
	Interoffice Channel mileage, per mile or fraction of mile			UEP91	M1GBM	0.0091												
	<b>Feature Activations (DS0) Centrex Loops on Channelized DS1 Service</b>																	
	<b>D4 Channel Bank Feature Activations</b>																	
	Feature Activation on D-4 Channel Bank Centrex Loop Slot			UEP91	1PQWS	0.66												
	Feature Activation on D-4 Channel Bank FX line Side Loop Slot			UEP91	1PQW6	0.66												
	Feature Activation on D-4 Channel Bank FX Trunk Side Loop Slot			UEP91	1PQW7	0.66												
	Feature Activation on D-4 Channel Bank Centrex Loop Slot - Different Wire Center			UEP91	1PQWP	0.66												
	Feature Activation on D-4 Channel Bank Private Line Loop Slot			UEP91	1PQWV	0.66												
	Feature Activation on D-4 Channel Bank Tjie Line/Trunk Loop Slot			UEP91	1PQWQ	0.66												
	Feature Activation on D-4 Channel Bank WATS Loop Slot			UEP91	1PQWA	0.66												
	<b>Non-Recurring Charges (NRC) Associated with UNE-P Centrex</b>																	
	Conversion - Currently Combined Switch-As-Is with allowed changes, per port			UEP91	USAC2		21.50	8.42				11.90						
	Conversion of Existing Centrex Common Block			UEP91	USACN		5.17	8.32				11.90						
	New Centrex Standard Common Block			UEP91	M1ACS	0.00	618.82					11.90						
	New Centrex Customized Common Block			UEP91	M1ACC	0.00	618.82					11.90						
	Secondary Block, per Block			UEP91	M2CC1	0.00	71.31					11.90						
	NAR Establishment Charge, Per Occasion			UEP91	URECA	0.00	66.48					11.90						
	<b>UNE-P CENTREX - 5ESS (Valid in All States)</b>																	
	<b>2-Wire VG Loop/2-Wire Voice Grade Port (Centrex) Combo</b>																	
	<b>UNE Port/Loop Combination Rates (Non-Design)</b>																	
	2-Wire VG Loop/2-Wire Voice Grade Port (Centrex) Port Combo - Non-Design		1	UEP95		26.94												
	2-Wire VG Loop/2-Wire Voice Grade Port (Centrex)Port Combo - Non-Design		2	UEP95		31.06												
	2-Wire VG Loop/2-Wire Voice Grade Port (Centrex)Port Combo - Non-Design		3	UEP95		45.87												
	<b>UNE Port/Loop Combination Rates (Design)</b>																	
	2-Wire VG Loop/2-Wire Voice Grade Port (Centrex) Port Combo - Design		1	UEP95		29.36												
	2-Wire VG Loop/2-Wire Voice Grade Port (Centrex)Port Combo - Design		2	UEP95		34.43												
	2-Wire VG Loop/2-Wire Voice Grade Port (Centrex)Port Combo - Design		3	UEP95		50.68												
	<b>UNE Loop Rate</b>																	
	2-Wire Voice Grade Loop (SL 1) - Zone 1		1	UEP95	UECS1	12.94												
	2-Wire Voice Grade Loop (SL 1) - Zone 2		2	UEP95	UECS1	17.06												
	2-Wire Voice Grade Loop (SL 1) - Zone 3		3	UEP95	UECS1	31.87												
	2-Wire Voice Grade Loop (SL 2) - Zone 1		1	UEP95	UECS2	15.36												
	2-Wire Voice Grade Loop (SL 2) - Zone 2		2	UEP95	UECS2	20.43												
	2-Wire Voice Grade Loop (SL 2) - Zone 3		3	UEP95	UECS2	36.68												
	<b>UNE Port Rate</b>																	
	<b>All States</b>																	
	2-Wire Voice Grade Port (Centrex ) Basic Local Area			UEP95	UEPYA	14.00	70.00	35.00	35.00	10.00		11.90						
	2-Wire Voice Grade Port (Centrex 800 termination)			UEP95	UEPYB	14.00	70.00	35.00	35.00	10.00		11.90						

UNBUNDLED NETWORK ELEMENTS - Florida										Attachment: 2		Exhibit: B			
CATEGORY	RATE ELEMENTS	Interim	Zone	BCS	USOC	RATES (\$)	Svc Order Submitted Elec per LSR	Svc Order Submitted Manually per LSR	Incremental Charge - Manual Svc Order vs. Electronic-1st	Incremental Charge - Manual Svc Order vs. Electronic-Add'l	Incremental Charge - Manual Svc Order vs. Electronic-Disc 1st	Incremental Charge - Manual Svc Order vs. Electronic-Disc Add'l			
													Rec	Nonrecurring	
										SOMEc	SOMAN	SOMAN	SOMAN	SOMAN	SOMAN
	2-Wire Voice Grade Port (Centrex with Caller ID)1Basic Local Area			UEP95	UEPYH	14.00	70.00	35.00	35.00	10.00		11.90			
	2-Wire Voice Grade Port (Centrex from diff Serving Wire Center)2 Basic Local Area			UEP95	UEPYM	14.00	180.00	110.00	85.00	20.00		11.90			
	2-Wire Voice Grade Port, Diff Serving Wire Center - 800 Service Term - Basic Local Area			UEP95	UEPYZ	14.00	180.00	110.00	85.00	20.00		11.90			
	2-Wire Voice Grade Port terminated in on Megalink or equivalent - Basic Local Area			UEP95	UEPY9	14.00	70.00	35.00	35.00	10.00		11.90			
	2-Wire Voice Grade Port Terminated on 800 Service Term - Basic Local Area			UEP95	UEPY2	14.00	70.00	35.00	35.00	10.00		11.90			
	<b>AL, KY, LA, MS, SC, &amp; TN Only</b>														
	<b>FL &amp; GA Only</b>														
	2-Wire Voice Grade Port (Centrex )			UEP95	UEPHA	14.00	70.00	35.00	35.00	10.00		11.90			
	2-Wire Voice Grade Port (Centrex 800 termination)			UEP95	UEPHB	14.00	70.00	35.00	35.00	10.00		11.90			
	2-Wire Voice Grade Port (Centrex with Caller ID)1			UEP95	UEPHH	14.00	70.00	35.00	35.00	10.00		11.90			
	2-Wire Voice Grade Port (Centrex from diff Serving Wire Center)2			UEP95	UEPHM	14.00	180.00	110.00	85.00	20.00		11.90			
	2-Wire Voice Grade Port, Diff Serving Wire Center - 800 Service Term			UEP95	UEPHZ	14.00	180.00	110.00	85.00	20.00		11.90			
	2-Wire Voice Grade Port terminated in on Megalink or equivalent			UEP95	UEPH9	14.00	70.00	35.00	35.00	10.00		11.90			
	2-Wire Voice Grade Port Terminated on 800 Service Term			UEP95	UEPH2	14.00	70.00	35.00	35.00	10.00		11.90			
	<b>Local Switching</b>														
	Centrex Intercom Funtionalty, per port			UEP95	URECS	0.7384									
	<b>Local Number Portability</b>														
	Local Number Portability (1 per port)			UEP95	LNPC	0.35									
	<b>Features</b>														
	All Standard Features Offered, per port			UEP95	UEPVF	0.00									
	All Select Features Offered, per port			UEP95	UEPVS	0.00	370.70					11.90			
	All Centrex Control Features Offered, per port			UEP95	UEPVC	0.00									
	<b>NARS</b>														
	Unbundled Network Access Register - Combination			UEP95	UARCX	0.00	0.00	0.00				11.90			
	Unbundled Network Access Register - Indial			UEP95	UAR1X	0.00	0.00	0.00				11.90			
	Unbundled Network Access Register - Outdial			UEP95	UAROx	0.00	0.00	0.00				11.90			
	<b>Miscellaneous Terminations</b>														
	<b>2-Wire Trunk Side</b>														
	Trunk Side Terminations, each			UEP95	CEND6	8.81									
	<b>4-Wire Digital (1.544 Megabits)</b>														
	DS1 Circuit Terminations, each			UEP95	M1HD1	54.95									
	DS0 Channels Activated, each			UEP95	M1HDO	0.00	15.69					11.90			
	<b>Interoffice Channel Mileage - 2-Wire</b>														
	Interoffice Channel Facilities Termination			UEP95	MIGBC	25.32									
	Interoffice Channel mileage, per mile or fraction of mile			UEP95	MIGBM	0.0091									
	<b>Feature Activations (DS0) Centrex Loops on Channelized DS1 Service</b>														
	<b>D4 Channel Bank Feature Activations</b>														
	Feature Activation on D-4 Channel Bank Centrex Loop Slot			UEP95	1PQWS	0.66									
	Feature Activation on D-4 Channel Bank FX line Side Loop Slot			UEP95	1PQW6	0.66									
	Feature Activation on D-4 Channel Bank FX Trunk Side Loop Slot			UEP95	1PQW7	0.66									
	Feature Activation on D-4 Channel Bank Centrex Loop Slot - Different Wire Center			UEP95	1PQWP	0.66									
	Feature Activation on D-4 Channel Bank Private Line Loop Slot			UEP95	1PQWV	0.66									
	Feature Activation on D-4 Channel Bank Tjje Line/Trunk Loop Slot			UEP95	1PQWQ	0.66									
	Feature Activation on D-4 Channel Bank WATS Loop Slot			UEP95	1PQWA	0.66									
	<b>Non-Recurring Charges (NRC) Associated with UNE-P Centrex</b>														

UNBUNDLED NETWORK ELEMENTS - Florida										Attachment: 2		Exhibit: B			
CATEGORY	RATE ELEMENTS	Interim	Zone	BCS	USOC	RATES (\$)				Svc Order Submitted Elec per LSR	Svc Order Submitted Manually per LSR	Incremental Charge - Manual Svc Order vs. Electronic-1st	Incremental Charge - Manual Svc Order vs. Electronic-Add'l	Incremental Charge - Manual Svc Order vs. Electronic-Disc 1st	Incremental Charge - Manual Svc Order vs. Electronic-Disc Add'l
						Rec	Nonrecurring		Nonrecurring Disconnect						
							First	Add'l	First	Add'l	SOMEc	SOMAN	SOMAN	SOMAN	SOMAN
	NRC Conversion Currently Combined Switch-As-Is with allowed changes, per port			UEP95	USAC2	0.00	21.50	8.42				11.90			
	Conversion of Existing Centrex Common Block, each			UEP95	USACN		5.17	8.32				11.90			
	New Centrex Standard Common Block			UEP95	M1ACS	0.00	618.82					11.90			
	New Centrex Customized Common Block			UEP95	M1ACC	0.00	618.82					11.90			
	NAR Establishment Charge, Per Occasion			UEP95	URECA	0.00	66.48					11.90			
	<b>UNE-P CENTREX - DMS100 (Valid in All States)</b>														
	<b>2-Wire VG Loop/2-Wire Voice Grade Port (Centrex) Combo</b>														
	<b>UNE Port/Loop Combination Rates (Non-Design)</b>														
	2-Wire VG Loop/2-Wire Voice Grade Port (Centrex) Port Combo - Non-Design		1	UEP9D		26.94									
	2-Wire VG Loop/2-Wire Voice Grade Port (Centrex)Port Combo - Non-Design		2	UEP9D		31.06									
	2-Wire VG Loop/2-Wire Voice Grade Port (Centrex)Port Combo - Non-Design		3	UEP9D		45.87									
	<b>UNE Port/Loop Combination Rates (Design)</b>														
	2-Wire VG Loop/2-Wire Voice Grade Port (Centrex) Port Combo - Design		1	UEP9D		29.36									
	2-Wire VG Loop/2-Wire Voice Grade Port (Centrex)Port Combo - Design		2	UEP9D		34.43									
	2-Wire VG Loop/2-Wire Voice Grade Port (Centrex)Port Combo - Design		3	UEP9D		50.68									
	<b>UNE Loop Rate</b>														
	2-Wire Voice Grade Loop (SL 1) - Zone 1		1	UEP9D	UECS1	12.94									
	2-Wire Voice Grade Loop (SL 1) - Zone 2		2	UEP9D	UECS1	17.06									
	2-Wire Voice Grade Loop (SL 1) - Zone 3		3	UEP9D	UECS1	31.87									
	2-Wire Voice Grade Loop (SL 2) - Zone 1		1	UEP9D	UECS2	15.36									
	2-Wire Voice Grade Loop (SL 2) - Zone 2		2	UEP9D	UECS2	20.43									
	2-Wire Voice Grade Loop (SL 2) - Zone 3		3	UEP9D	UECS2	36.68									
	<b>UNE Port Rate</b>														
	<b>ALL STATES</b>														
	2-Wire Voice Grade Port (Centrex ) Basic Local Area			UEP9D	UEPYA	14.00						11.90			
	2-Wire Voice Grade Port (Centrex 800 termination)Basic Local Area			UEP9D	UEPYB	14.00	70.00	35.00	35.00	10.00		11.90			
	2-Wire Voice Grade Port (Centrex / EBS-PSET)3Basic Local Area			UEP9D	UEPYC	14.00	70.00	35.00	35.00	10.00		11.90			
	2-Wire Voice Grade Port (Centrex / EBS-M5009)3Basic Local Area			UEP9D	UEPYD	14.00	70.00	35.00	35.00	10.00		11.90			
	2-Wire Voice Grade Port (Centrex / EBS-M5209)3 Basic Local Area			UEP9D	UEPYE	14.00	70.00	35.00	35.00	10.00		11.90			
	2-Wire Voice Grade Port (Centrex / EBS-M5112)3 Basic Local Area			UEP9D	UEPYF	14.00	70.00	35.00	35.00	10.00		11.90			
	2-Wire Voice Grade Port (Centrex / EBS-M5312)3Basic Local Area			UEP9D	UEPYG	14.00	70.00	35.00	35.00	10.00		11.90			
	2-Wire Voice Grade Port (Centrex / EBS-M5008)3 Basic Local Area			UEP9D	UEPYT	14.00	70.00	35.00	35.00	10.00		11.90			
	2-Wire Voice Grade Port (Centrex / EBS-M5208)3 Basic Local Area			UEP9D	UEPYU	14.00	70.00	35.00	35.00	10.00		11.90			
	2-Wire Voice Grade Port (Centrex / EBS-M5216)3 Basic Local Area			UEP9D	UEPYV	14.00	70.00	35.00	35.00	10.00		11.90			
	2-Wire Voice Grade Port (Centrex / EBS-M5316)3 Basic Local Area			UEP9D	UEPY3	14.00	70.00	35.00	35.00	10.00		11.90			
	2-Wire Voice Grade Port (Centrex with Caller ID) Basic Local Area			UEP9D	UEPYH	14.00	70.00	35.00	35.00	10.00		11.90			
	2-Wire Voice Grade Port (Centrex/Caller ID/Msg Wtg Lamp Indication)3 Basic Local Area			UEP9D	UEPYW	14.00	70.00	35.00	35.00	10.00		11.90			
	2-Wire Voice Grade Port (Centrex/Msg Wtg Lamp Indication)3 Basic Local Area			UEP9D	UEPYJ	14.00	70.00	35.00	35.00	10.00		11.90			

UNBUNDLED NETWORK ELEMENTS - Florida										Attachment: 2		Exhibit: B			
CATEGORY	RATE ELEMENTS	Interim	Zone	BCS	USOC	RATES (\$)	Svc Order Submitted Elec per LSR	Svc Order Submitted Manually per LSR	Incremental Charge - Manual Svc Order vs. Electronic-1st	Incremental Charge - Manual Svc Order vs. Electronic-Add'l	Incremental Charge - Manual Svc Order vs. Electronic-Disc 1st	Incremental Charge - Manual Svc Order vs. Electronic-Disc Add'l			
													Rec	Nonrecurring	
										SOMEc	SOMAN	SOMAN	SOMAN	SOMAN	SOMAN
	2-Wire Voice Grade Port (Centrex from diff Serving Wire Center) 2 Basic Local Area			UEP9D	UEPYM	14.00	70.00	35.00	35.00	10.00		11.90			
	2-Wire Voice Grade Port (Centrex/differ SWC /EBS-PSET)2, 3 Basic Local Area			UEP9D	UEPYO	14.00	70.00	35.00	35.00	10.00		11.90			
	2-Wire Voice Grade Port (Centrex/differ SWC /EBS-M5009)2, 3 Basic Local Area			UEP9D	UEPYP	14.00	70.00	35.00	35.00	10.00		11.90			
	2-Wire Voice Grade Port (Centrex/differ SWC /EBS-5209)2, 3 Basic Local Area			UEP9D	UEPYQ	14.00	180.00	110.00	85.00	20.00		11.90			
	2-Wire Voice Grade Port (Centrex/differ SWC /EBS-M5112)2, 3 Basic Local Area			UEP9D	UEPYR	14.00	180.00	110.00	85.00	20.00		11.90			
	2-Wire Voice Grade Port (Centrex/differ SWC /EBS-M5312)2, 3 Basic Local Area			UEP9D	UEPYS	14.00	180.00	110.00	85.00	20.00		11.90			
	2-Wire Voice Grade Port (Centrex/differ SWC /EBS-M5008)2, 3 Basic Local Area			UEP9D	UEPY4	14.00	180.00	110.00	85.00	20.00		11.90			
	2-Wire Voice Grade Port (Centrex/differ SWC /EBS-M5208)2, 3 Basic Local Area			UEP9D	UEPY5	14.00	180.00	110.00	85.00	20.00		11.90			
	2-Wire Voice Grade Port (Centrex/differ SWC /EBS-M5216)2, 3 Basic Local Area			UEP9D	UEPY6	14.00	180.00	110.00	85.00	20.00		11.90			
	2-Wire Voice Grade Port (Centrex/differ SWC /EBS-M5316)2, 3 Basic Local Area			UEP9D	UEPY7	14.00	180.00	110.00	85.00	20.00		11.90			
	2-Wire Voice Grade Port, Diff Serving Wire Center - 800 Service Term			UEP9D	UEPYZ	14.00	180.00	110.00	85.00	20.00		11.90			
	2-Wire Voice Grade Port terminated in on Megalink or equivalent Basic Local Area			UEP9D	UEPY9	14.00	70.00	35.00	35.00	10.00		11.90			
	2-Wire Voice Grade Port Terminated on 800 Service Term Basic Local Area			UEP9D	UEPY2	14.00	70.00	35.00	35.00	10.00		11.90			
	<b>FL &amp; GA Only</b>														
	2-Wire Voice Grade Port (Centrex)			UEP9D	UEPHA	14.00	70.00	35.00	35.00	10.00		11.90			
	2-Wire Voice Grade Port (Centrex 800 termination)			UEP9D	UEPHB	14.00	70.00	35.00	35.00	10.00		11.90			
	2-Wire Voice Grade Port (Centrex / EBS-PSET)3			UEP9D	UEPHC	14.00	70.00	35.00	35.00	10.00		11.90			
	2-Wire Voice Grade Port (Centrex / EBS-M5009)3			UEP9D	UEPHD	14.00	70.00	35.00	35.00	10.00		11.90			
	2-Wire Voice Grade Port (Centrex / EBS-M5209)3			UEP9D	UEPHE	14.00	70.00	35.00	35.00	10.00		11.90			
	2-Wire Voice Grade Port (Centrex / EBS-M5112)3			UEP9D	UEPHF	14.00	70.00	35.00	35.00	10.00		11.90			
	2-Wire Voice Grade Port (Centrex / EBS-M5312)3			UEP9D	UEPHG	14.00	70.00	35.00	35.00	10.00		11.90			
	2-Wire Voice Grade Port (Centrex / EBS-M5008)3			UEP9D	UEPHI	14.00	70.00	35.00	35.00	10.00		11.90			
	2-Wire Voice Grade Port (Centrex / EBS-M5208)3			UEP9D	UEPHJ	14.00	70.00	35.00	35.00	10.00		11.90			
	2-Wire Voice Grade Port (Centrex / EBS-M5216)3			UEP9D	UEPHK	14.00	70.00	35.00	35.00	10.00		11.90			
	2-Wire Voice Grade Port (Centrex / EBS-M5316)3			UEP9D	UEPHL	14.00	70.00	35.00	35.00	10.00		11.90			
	2-Wire Voice Grade Port (Centrex with Caller ID)			UEP9D	UEPHM	14.00	70.00	35.00	35.00	10.00		11.90			
	2-Wire Voice Grade Port (Centrex/Caller ID/Msg Wtg Lamp Indication)3			UEP9D	UEPHN	14.00	70.00	35.00	35.00	10.00		11.90			
	2-Wire Voice Grade Port (Centrex/Msg Wtg Lamp Indication)3			UEP9D	UEPHO	14.00	70.00	35.00	35.00	10.00		11.90			
	2-Wire Voice Grade Port (Centrex from diff Serving Wire Center) 2			UEP9D	UEPHM	14.00	180.00	110.00	85.00	20.00		11.90			
	2-Wire Voice Grade Port (Centrex/differ SWC /EBS-PSET)2, 3			UEP9D	UEPHO	14.00	180.00	110.00	85.00	20.00		11.90			
	2-Wire Voice Grade Port (Centrex/differ SWC /EBS-M5009)2, 3			UEP9D	UEPHP	14.00	180.00	110.00	85.00	20.00		11.90			
	2-Wire Voice Grade Port (Centrex/differ SWC /EBS-5209)2, 3			UEP9D	UEPHQ	14.00	180.00	110.00	85.00	20.00		11.90			
	2-Wire Voice Grade Port (Centrex/differ SWC /EBS-M5112)2, 3			UEP9D	UEPHR	14.00	180.00	110.00	85.00	20.00		11.90			
	2-Wire Voice Grade Port (Centrex/differ SWC /EBS-M5312)2, 3			UEP9D	UEPHS	14.00	180.00	110.00	85.00	20.00		11.90			
	2-Wire Voice Grade Port (Centrex/differ SWC /EBS-M5008)2, 3			UEP9D	UEPH4	14.00	180.00	110.00	85.00	20.00		11.90			
	2-Wire Voice Grade Port (Centrex/differ SWC /EBS-M5208)2, 3			UEP9D	UEPH5	14.00	180.00	110.00	85.00	20.00		11.90			
	2-Wire Voice Grade Port (Centrex/differ SWC /EBS-M5216)2, 3			UEP9D	UEPH6	14.00	180.00	110.00	85.00	20.00		11.90			

UNBUNDLED NETWORK ELEMENTS - Florida										Attachment: 2		Exhibit: B			
CATEGORY	RATE ELEMENTS	Interim	Zone	BCS	USOC	RATES (\$)	Svc Order Submitted Elec per LSR	Svc Order Submitted Manually per LSR	Incremental Charge - Manual Svc Order vs. Electronic-1st	Incremental Charge - Manual Svc Order vs. Electronic-Add'l	Incremental Charge - Manual Svc Order vs. Electronic-Disc 1st	Incremental Charge - Manual Svc Order vs. Electronic-Disc Add'l			
													Rec	Nonrecurring	
										SOMEc	SOMAN	SOMAN	SOMAN	SOMAN	SOMAN
	2-Wire Voice Grade Port (Centrex/differ SWC /EBS-M5316)2, 3			UEP9D	UEPH7	14.00		180.00	110.00	85.00	20.00		11.90		
	2-Wire Voice Grade Port, Diff Serving Wire Center - 800 Service Term			UEP9D	UEPHZ	14.00		180.00	110.00	85.00	20.00		11.90		
	2-Wire Voice Grade Port terminated in on Megalink or equivalent			UEP9D	UEPH9	14.00		70.00	35.00	35.00	10.00		11.90		
	2-Wire Voice Grade Port Terminated on 800 Service Term			UEP9D	UEPH2	14.00		70.00	35.00	35.00	10.00		11.90		
	<b>Local Switching</b>														
	Centrex Intercom Funtionalty, per port			UEP9D	URECS	0.7384									
	<b>Local Number Portability</b>														
	Local Number Portability (1 per port)			UEP9D	LNPC	0.35									
	<b>Features</b>														
	All Standard Features Offered, per port			UEP9D	UEPVF	0.00									
	All Select Features Offered, per port			UEP9D	UEPVS	0.00	370.70						11.90		
	All Centrex Control Features Offered, per port			UEP9D	UEPVC	0.00									
	<b>NARS</b>														
	Unbundled Network Access Register - Combination			UEP9D	UARCX	0.00	0.00	0.00					11.90		
	Unbundled Network Access Register - Inward			UEP9D	UAR1X	0.00	0.00	0.00					11.90		
	Unbundled Network Access Register - Outdial			UEP9D	UARO	0.00	0.00	0.00					11.90		
	<b>Miscellaneous Terminations</b>														
	<b>2-Wire Trunk Side</b>														
	Trunk Side Terminations, each			UEP9D	CEND6	8.81									
	<b>4-Wire Digital (1.544 Megabits)</b>														
	DS1 Circuit Terminations, each			UEP9D	M1HD1	54.95									
	DS0 Channels Activiated per Channel			UEP9D	M1HDO	0.00	15.69						11.90		
	<b>Interoffice Channel Mileage - 2-Wire</b>														
	Interoffice Channel Facilities Termination			UEP9D	MIGBC	25.32									
	Interoffice Channel mileage, per mile or fraction of mile			UEP9D	MIGBM	0.0091									
	<b>Feature Activations (DS0) Centrex Loops on Channelized DS1 Service</b>														
	<b>D4 Channel Bank Feature Activations</b>														
	Feature Activation on D-4 Channel Bank Centrex Loop Slot			UEP9D	1PQWS	0.66									
	Feature Activation on D-4 Channel Bank FX line Side Loop Slot			UEP9D	1PQW6	0.66									
	Feature Activation on D-4 Channel Bank FX Trunk Side Loop Slot			UEP9D	1PQW7	0.66									
	Feature Activation on D-4 Channel Bank Centrex Loop Slot - Different Wire Center			UEP9D	1PQWP	0.66									
	Feature Activation on D-4 Channel Bank Private Line Loop Slot			UEP9D	1PQWV	0.66									
	Feature Activation on D-4 Channel Bank Tjje Line/Trunk Loop Slot			UEP9D	1PQWQ	0.66									
	Feature Activation on D-4 Channel Bank WATS Loop Slot			UEP9D	1PQWA	0.66									
	<b>Non-Recurring Charges (NRC) Associated with UNE-P Centrex</b>														
	NRC Conversion Currently Combined Switch-As-Is with allowed changes, per port			UEP9D	USAC2		21.50	8.42					11.90		
	Conversion of existing Centrex Common Block, each			UEP9D	USACN		5.17	8.32					11.90		
	New Centrex Standard Common Block			UEP9D	M1ACS	0.00	618.82						11.90		
	New Centrex Customized Common Block			UEP9D	M1ACC	0.00	618.82						11.90		
	NAR Establishment Charge, Per Occasion			UEP9D	URECA	0.00	66.48						11.90		
	<b>UNE-P CENTREX - EWSD (Valid in AL, FL, KY, LA, MS &amp; TN)</b>														
	<b>2-Wire VG Loop/2-Wire Voice Grade Port (Centrex) Combo</b>														
	<b>UNE Port/Loop Combination Rates (Non-Design)</b>														
	2-Wire VG Loop/2-Wire Voice Grade Port (Centrex) Port Combo - Non-Design		1	UEP9E		26.94									
	2-Wire VG Loop/2-Wire Voice Grade Port (Centrex)Port Combo - Non-Design		2	UEP9E		31.06									
	2-Wire VG Loop/2-Wire Voice Grade Port (Centrex)Port Combo - Non-Design		3	UEP9E		45.87									
	<b>UNE Port/Loop Combination Rates (Design)</b>														

UNBUNDLED NETWORK ELEMENTS - Florida										Attachment: 2		Exhibit: B			
CATEGORY	RATE ELEMENTS	Interim	Zone	BCS	USOC	RATES (\$)	Svc Order Submitted Elec per LSR	Svc Order Submitted Manually per LSR	Incremental Charge - Manual Svc Order vs. Electronic-1st	Incremental Charge - Manual Svc Order vs. Electronic-Add'l	Incremental Charge - Manual Svc Order vs. Electronic-Disc 1st	Incremental Charge - Manual Svc Order vs. Electronic-Disc Add'l			
													Rec	Nonrecurring	
										SOMEc	SOMAN	SOMAN	SOMAN	SOMAN	SOMAN
	2-Wire VG Loop/2-Wire Voice Grade Port (Centrex) Port Combo - Design		1	UEP9E		29.36									
	2-Wire VG Loop/2-Wire Voice Grade Port (Centrex)Port Combo - Design		2	UEP9E		34.43									
	2-Wire VG Loop/2-Wire Voice Grade Port (Centrex)Port Combo - Design		3	UEP9E		50.68									
<b>UNE Loop Rate</b>															
	2-Wire Voice Grade Loop (SL 1) - Zone 1		1	UEP9E	UECS1	12.94									
	2-Wire Voice Grade Loop (SL 1) - Zone 2		2	UEP9E	UECS1	17.06									
	2-Wire Voice Grade Loop (SL 1) - Zone 3		3	UEP9E	UECS1	31.87									
	2-Wire Voice Grade Loop (SL 2) - Zone 1		1	UEP9E	UECS2	15.36									
	2-Wire Voice Grade Loop (SL 2) - Zone 2		2	UEP9E	UECS2	20.43									
	2-Wire Voice Grade Loop (SL 2) - Zone 3		3	UEP9E	UECS2	36.68									
<b>UNE Port Rate</b>															
<b>AL, FL, KY, LA, MS, &amp; TN only</b>															
	2-Wire Voice Grade Port (Centrex ) Basic Local Area			UEP9E	UEPYA	14.00	70.00	35.00	35.00	10.00		11.90			
	2-Wire Voice Grade Port (Centrex 800 termination)Basic Local Area			UEP9E	UEPYB	14.00	70.00	35.00	35.00	10.00		11.90			
	2-Wire Voice Grade Port (Centrex with Caller ID)1Basic Local Area			UEP9E	UEPYH	14.00	70.00	35.00	35.00	10.00		11.90			
	2-Wire Voice Grade Port (Centrex from diff Serving Wire Center)2 Basic Local Area			UEP9E	UEPYM	14.00	180.00	110.00	85.00	20.00		11.90			
	2-Wire Voice Grade Port, Diff Serving Wire Center - 800 Service Term - Basic Local Area			UEP9E	UEPYZ	14.00	180.00	110.00	85.00	20.00		11.90			
	2-Wire Voice Grade Port terminated in on Megalink or equivalent - Basic Local Area			UEP9E	UEPY9	14.00	70.00	35.00	35.00	10.00		11.90			
	2-Wire Voice Grade Port Terminated on 800 Service Term - Basic Local Area			UEP9E	UEPY2	14.00	70.00	35.00	35.00	10.00		11.90			
<b>Florida Only</b>															
	2-Wire Voice Grade Port (Centrex )			UEP9E	UEPHA	14.00	70.00	35.00	35.00	10.00		11.90			
	2-Wire Voice Grade Port (Centrex 800 termination)			UEP9E	UEPHB	14.00	70.00	35.00	35.00	10.00		11.90			
	2-Wire Voice Grade Port (Centrex with Caller ID)1			UEP9E	UEPHH	14.00	70.00	35.00	35.00	10.00		11.90			
	2-Wire Voice Grade Port (Centrex from diff Serving Wire Center)2			UEP9E	UEPHM	14.00	180.00	110.00	85.00	20.00		11.90			
	2-Wire Voice Grade Port, Diff Serving Wire Center - 800 Service Term			UEP9E	UEPHZ	14.00	180.00	110.00	85.00	20.00		11.90			
	2-Wire Voice Grade Port terminated in on Megalink or equivalent			UEP9E	UEPH9	14.00	70.00	35.00	35.00	10.00		11.90			
	2-Wire Voice Grade Port Terminated on 800 Service Term			UEP9E	UEPH2	14.00	70.00	35.00	35.00	10.00		11.90			
<b>Local Switching</b>															
	Centrex Intercom Functionality, per port			UEP9E	URECS	0.7384									
<b>Local Number Portability</b>															
	Local Number Portability (1 per port)			UEP9E	LNPC	0.35									
<b>Features</b>															
	All Standard Features Offered, per port			UEP9E	UEPVF	0.00									
	All Select Features Offered, per port			UEP9E	UEPVS	0.00	370.70					11.90			
	All Centrex Control Features Offered, per port			UEP9E	UEPVC	0.00									
<b>NARS</b>															
	Unbundled Network Access Register - Combination			UEP9E	UARCX	0.00	0.00	0.00				11.90			
	Unbundled Network Access Register - Indial			UEP9E	UAR1X	0.00	0.00	0.00				11.90			
	Unbundled Network Access Register - Outdial			UEP9E	UAROx	0.00	0.00	0.00				11.90			
<b>Miscellaneous Terminations</b>															
<b>2-Wire Trunk Side</b>															
	Trunk Side Terminations, each			UEP9E	CEND6	8.81									
<b>4-Wire Digital (1.544 Megabits)</b>															
	DS1 Circuit Terminations, each			UEP9E	M1HD1	54.95									
	DS0 Channel Activated Per Channel			UEP9E	M1HDO	0.00	15.69					11.90			
<b>Interoffice Channel Mileage - 2-Wire</b>															
	Interoffice Channel Facilities Termination			UEP9E	MIGBC	25.32									

UNBUNDLED NETWORK ELEMENTS - Florida													Attachment: 2		Exhibit: B									
CATEGORY	RATE ELEMENTS	Interim	Zone	BCS	USOC	RATES (\$)	Svc Order Submitted Elec per LSR	Svc Order Submitted Manually per LSR	Incremental Charge - Manual Svc Order vs. Electronic-1st	Incremental Charge - Manual Svc Order vs. Electronic-Add'l	Incremental Charge - Manual Svc Order vs. Electronic-Disc 1st	Incremental Charge - Manual Svc Order vs. Electronic-Disc Add'l	OSS Rates (\$)											
													Rec	Nonrecurring		Nonrecurring Disconnect		SOME C	SOMAN	SOMAN	SOMAN	SOMAN	SOMAN	
													First	Add'l	First	Add'l								
	Interoffice Channel mileage, per mile or fraction of mile			UEP9E	MIGBM	0.0091																		
<b>Feature Activations (DS0) Centrex Loops on Channelized DS1 Service</b>																								
<b>D4 Channel Bank Feature Activations</b>																								
	Feature Activation on D-4 Channel Bank Centrex Loop Slot			UEP9E	1PQWS	0.66																		
	Feature Activation on D-4 Channel Bank FX line Side Loop Slot			UEP9E	1PQW6	0.66																		
	Feature Activation on D-4 Channel Bank FX Trunk Side Loop Slot			UEP9E	1PQW7	0.66																		
	Feature Activation on D-4 Channel Bank Centrex Loop Slot - Different Wire Center			UEP9E	1PQWP	0.66																		
	Feature Activation on D-4 Channel Bank Private Line Loop Slot			UEP9E	1PQWV	0.66																		
	Feature Activation on D-4 Channel Bank Tjje Line/Trunk Loop Slot			UEP9E	1PQWQ	0.66																		
	Feature Activation on D-4 Channel Bank WATS Loop Slot			UEP9E	1PQWA	0.66																		
<b>Non-Recurring Charges (NRC) Associated with UNE-P Centrex</b>																								
	NRC Conversion Currently Combined Switch-As-Is with allowed changes, per port			UEP9E	USAC2								21.50	8.42										
	Conversion of Existing Centrex Common Block, each			UEP9E	USACN								5.17	8.32										
	New Centrex Standard Common Block			UEP9E	M1ACS	0.00							618.82											
	New Centrex Customized Common Block			UEP9E	M1ACC	0.00							618.82											
	NAR Establishment Charge, Per Occasion			UEP9E	URECA	0.00							66.48											
<b>Note 1 - Required Port for Centrex Control in 1AESS, 5ESS &amp; EWSD</b>																								
<b>Note 2 - Requires Interoffice Channel Mileage</b>																								
<b>Note 3 - Requires Specific Customer Premises Equipment</b>																								
<b>Note: Rates displaying an "R" in Interim column are interim and subject to rate true-up as set forth in General Terms and Conditions.</b>																								



UNBUNDLED NETWORK ELEMENTS - Georgia										Attachment: 2		Exhibit: B	
CATEGORY	RATE ELEMENTS	Interim	Zone	BCS	USOC	RATES (\$)	Svc Order Submitted Elec per LSR	Svc Order Submitted Manually per LSR	Incremental Charge - Manual Svc Order vs. Electronic-1st	Incremental Charge - Manual Svc Order vs. Electronic-Add'l	Incremental Charge - Manual Svc Order vs. Electronic-Disc 1st	Incremental Charge - Manual Svc Order vs. Electronic-Disc Add'l	
													Rec
The "Zone" shown in the sections for stand-alone loops or loops as part of a combination refers to Geographically Deaveraged UNE Zones. To view Geographically Deaveraged UNE Zone Designations by Central Office, refer to Internet Website: <a href="http://www.interconnection.bellsouth.com/become_a_clec/html/interconnection.htm">http://www.interconnection.bellsouth.com/become_a_clec/html/interconnection.htm</a>													
<b>OPERATIONAL SUPPORT SYSTEMS</b>													
NOTE: (1) Electronic Service Order: CLEC should contact its contract negotiator if it prefers the state specific electronic service ordering charges as ordered by the State Commissions. The electronic service ordering charge currently contained in this rate exhibit is the BellSouth regional electronic service ordering charge. CLEC may elect either the state specific Commission ordered rates for the electronic service ordering charges, or CLEC may elect the regional electronic service ordering charge.													
NOTE: (2) Any element that can be ordered electronically will be billed according to the SOME rate listed in this category. Please refer to BellSouth's Business Rules for Local Ordering (BBR-LO) to determine if a product can be ordered electronically. For those elements that cannot be ordered electronically at present per the BBR-LO, the listed SOME rate in this category reflects the charge that would be billed to a CLEC once electronic ordering capabilities come on-line for that element. Otherwise, the manual ordering charge, SOMAN, will be applied to a CLECs bill when it submits an LSR to BellSouth.													
	Electronic OSS Charge, per LSR, submitted via BST's OSS interactive interfaces (Regional)					SOME		3.50					
<b>UNE SERVICE DATE ADVANCEMENT CHARGE</b>													
NOTE: The Expedite charge will be maintained commensurate with BellSouth's FCC No.1 Tariff, Section 5 as applicable.													
	UNE Expedite Charge per Circuit or Line Assignable USOC, per Day			ALL UNE EXCEPT UNE-P	SDASP			200.00					
<b>UNBUNDLED EXCHANGE ACCESS LOOP</b>													
<b>2-WIRE ANALOG VOICE GRADE LOOP</b>													
	2-Wire Analog Voice Grade Loop - Service Level 1- Zone 1		1	UEANL	UEAL2			14.21	42.54	31.33		18.94	8.42
	2-Wire Analog Voice Grade Loop - Service Level 1- Zone 2		2	UEANL	UEAL2			16.41	42.54	31.33		18.94	8.42
	2-Wire Analog Voice Grade Loop - Service Level 1- Zone 3		3	UEANL	UEAL2			26.08	42.54	31.33		18.94	8.42
	Unbundled Miscellaneous Rate Element, Tag Loop at End User Premise			UEANL	URETL				8.33	0.83		18.94	8.42
	Loop Testing - Basic 1st Half Hour			UEANL	URET1				78.92	78.92		18.94	8.42
	Loop Testing - Basic Additional Half Hour			UEANL	URETA				23.33	23.33		18.94	8.42
	CLEC to CLEC Conversion Charge Without Outside Dispatch (UVL-SL1)			UEANL	UREWO				15.75	8.92			
	Unbundled Voice Loop, Non-Design Voice Loop, billing for BST providing make-up (Engineering Information - E.I.)			UEANL	UEANM				14.47	14.47			
	Manual Order Coordination for UVL-SL1s (per loop)			UEANL	UEAMC				16.11	16.11			
	Order Coordination for Specified Conversion Time for UVL-SL1 (per LSR)			UEANL	OCOSL				35.74	35.74			
<b>2-WIRE UNBUNDLED COPPER LOOP - NON-DESIGNED</b>													
	2 Wire Unbundled Copper Loop Non-Designed- Zone 1		1	UEQ	UEQ2X			11.02	44.69	22.40		18.94	8.42
	2 Wire Unbundled Copper Loop Non-Designed- Zone 2		2	UEQ	UEQ2X			12.72	44.69	22.40		18.94	8.42
	2 Wire Unbundled Copper Loop Non-Designed- Zone 3		3	UEQ	UEQ2X			20.22	44.69	22.40		18.94	8.42
	Unbundled Miscellaneous Rate Element, Tag Loop at End User Premise			UEQ	URETL				8.33	0.83		18.94	8.42
	Order Coordination 2 Wire Unbundled Copper Loop - Non-Designed (per loop)			UEQ	USBMC				16.11	16.11		18.94	8.42
	Unbundled Copper Loop, Non-Design Copper Loop, billing for BST providing make-up (Engineering Information - E.I.)			UEQ	UEQMU				28.72	28.72		18.94	8.42
	Loop Testing - Basic 1st Half Hour			UEQ	URET1				78.92	78.92		18.94	8.42
	Loop Testing - Basic Additional Half Hour			UEQ	URETA				23.33	23.33		18.94	8.42
	CLEC to CLEC Conversion Charge Without Outside Dispatch (UCL-ND)			UEQ	UREWO				14.25	7.42		18.94	8.42
<b>UNBUNDLED EXCHANGE ACCESS LOOP</b>													
<b>2-WIRE ANALOG VOICE GRADE LOOP</b>													
UNE Loop Rates for Line Splitting (In Ga. PSC ordered the line splitting loop USOCs match the lower port-loop combo rates UEPLX)													
	2-Wire Voice Grade Loop (SL1) for Line Splitting - Zone 1		1	UEPSR, UEPSB	UEALS			12.59	22.14	15.25		18.94	8.42
	2-Wire Voice Grade Loop (SL1) for Line Splitting - Zone 1		1	UEPSR, UEPSB	UEABS			12.59	22.14	15.25		18.94	8.42
	2-Wire Voice Grade Loop (SL1) for Line Splitting - Zone 2		1	UEPSR, UEPSB	UEALS			14.26	22.14	15.25		18.94	8.42
	2-Wire Voice Grade Loop (SL1) for Line Splitting - Zone 2		2	UEPSR, UEPSB	UEABS			14.26	22.14	15.25		18.94	8.42
	2-Wire Voice Grade Loop (SL1) for Line Splitting - Zone 3		1	UEPSR, UEPSB	UEALS			21.62	22.14	15.25		18.94	8.42
	2-Wire Voice Grade Loop (SL1) for Line Splitting - Zone 3		3	UEPSR, UEPSB	UEABS			21.62	22.14	15.25		18.94	8.42
<b>UNBUNDLED EXCHANGE ACCESS LOOP</b>													
<b>2-WIRE ANALOG VOICE GRADE LOOP</b>													
	2-Wire Analog Voice Grade Loop - Service Level 2 w/Loop or Ground Start Signaling - Zone 1		1	UEA	UEAL2			16.84	104.17	78.10		18.94	8.42
	2-Wire Analog Voice Grade Loop - Service Level 2 w/Loop or Ground Start Signaling - Zone 2		2	UEA	UEAL2			19.45	104.17	78.10		18.94	8.42

UNBUNDLED NETWORK ELEMENTS - Georgia										Attachment: 2		Exhibit: B								
CATEGORY	RATE ELEMENTS	Interim	Zone	BCS	USOC	RATES (\$)	Svc Order Submitted Elec per LSR	Svc Order Submitted Manually per LSR	Incremental Charge - Manual Svc Order vs. Electronic-1st	Incremental Charge - Manual Svc Order vs. Electronic-Add'l	Incremental Charge - Manual Svc Order vs. Electronic-Disc 1st	Incremental Charge - Manual Svc Order vs. Electronic-Disc Add'l	OSS Rates (\$)							
													Rec	Nonrecurring First	Nonrecurring Add'l	Nonrecurring Disconnect First	Nonrecurring Disconnect Add'l	SOMEc	SOMAN	SOMAN
	2-Wire Analog Voice Grade Loop - Service Level 2 w/Loop or Ground Start Signaling - Zone 3		3	UEA	UEAL2	30.92														
	Order Coordination for Specified Conversion Time (per LSR)			UEA	OCOSL															
	2-Wire Analog Voice Grade Loop - Service Level 2 w/Reverse Battery Signaling - Zone 1		1	UEA	UEAR2	16.84														
	2-Wire Analog Voice Grade Loop - Service Level 2 w/Reverse Battery Signaling - Zone 2		2	UEA	UEAR2	19.45														
	2-Wire Analog Voice Grade Loop - Service Level 2 w/Reverse Battery Signaling - Zone 3		3	UEA	UEAR2	30.92														
	Order Coordination for Specified Conversion Time (per LSR)			UEA	OCOSL															
	CLEC to CLEC Conversion Charge without outside dispatch			UEA	UREWO															
	Loop Tagging - Service Level 2 (SL2)			UEA	URETL															
	<b>4-WIRE ANALOG VOICE GRADE LOOP</b>																			
	4-Wire Analog Voice Grade Loop - Zone 1		1	UEA	UEAL4	22.26														
	4-Wire Analog Voice Grade Loop - Zone 2		2	UEA	UEAL4	25.70														
	4-Wire Analog Voice Grade Loop - Zone 3		3	UEA	UEAL4	40.86														
	Order Coordination for Specified Conversion Time (per LSR)			UEA	OCOSL															
	CLEC to CLEC Conversion Charge without outside dispatch			UEA	UREWO															
	<b>2-WIRE ISDN DIGITAL GRADE LOOP</b>																			
	2-Wire ISDN Digital Grade Loop - Zone 1		1	UDN	U1L2X	21.89														
	2-Wire ISDN Digital Grade Loop - Zone 2		2	UDN	U1L2X	25.27														
	2-Wire ISDN Digital Grade Loop - Zone 3		3	UDN	U1L2X	40.17														
	Order Coordination For Specified Conversion Time (per LSR)			UDN	OCOSL															
	CLEC to CLEC Conversion Charge without outside dispatch			UDN	UREWO															
	<b>2-WIRE Universal Digital Channel (UDC) COMPATIBLE LOOP</b>																			
	2-Wire Universal Digital Channel (UDC) Compatible Loop - Zone 1	I	1	UDC	UDC2X	21.89														
	2-Wire Universal Digital Channel (UDC) Compatible Loop - Zone 2	I	2	UDC	UDC2X	25.27														
	2-Wire Universal Digital Channel (UDC) Compatible Loop - Zone 3	I	3	UDC	UDC2X	40.17														
	CLEC to CLEC Conversion Charge without outside dispatch	I		UDC	UREWO															
	<b>2-WIRE ASYMMETRICAL DIGITAL SUBSCRIBER LINE (ADSL) COMPATIBLE LOOP</b>																			
	2 Wire Unbundled ADSL Loop including manual service inquiry & facility reservation - Zone 1	I	1	UAL	UAL2X	11.23														
	2 Wire Unbundled ADSL Loop including manual service inquiry & facility reservation - Zone 2	I	2	UAL	UAL2X	12.97														
	2 Wire Unbundled ADSL Loop including manual service inquiry & facility reservation - Zone 3	I	3	UAL	UAL2X	20.62														
	Order Coordination for Specified Conversion Time (per LSR)			UAL	OCOSL															
	2 Wire Unbundled ADSL Loop without manual service inquiry & facility reservat - Zone 1	I	1	UAL	UAL2W	11.23														
	2 Wire Unbundled ADSL Loop without manual service inquiry & facility reservat - Zone 2	I	2	UAL	UAL2W	12.97														
	2 Wire Unbundled ADSL Loop without manual service inquiry & facility reservat - Zone 3	I	3	UAL	UAL2W	20.62														
	Order Coordination for Specified Conversion Time (per LSR)			UAL	OCOSL															
	CLEC to CLEC Conversion Charge without outside dispatch	I		UAL	UREWO															
	<b>2-WIRE HIGH BIT RATE DIGITAL SUBSCRIBER LINE (HDSL) COMPATIBLE LOOP</b>																			
	2 Wire Unbundled HDSL Loop including manual service inquiry & facility reservation - Zone 1	I	1	UHL	UHL2X	7.88														
	2 Wire Unbundled HDSL Loop including manual service inquiry & facility reservation - Zone 2	I	2	UHL	UHL2X	9.09														
	2 Wire Unbundled HDSL Loop including manual service inquiry & facility reservation - Zone 3	I	3	UHL	UHL2X	14.46														
	Order Coordination for Specified Conversion Time (per LSR)			UHL	OCOSL															
	2 Wire Unbundled HDSL Loop without manual service inquiry and facility reservation - Zone 1	I	1	UHL	UHL2W	7.88														

UNBUNDLED NETWORK ELEMENTS - Georgia										Attachment: 2		Exhibit: B			
CATEGORY	RATE ELEMENTS	Interim	Zone	BCS	USOC	RATES (\$)	Svc Order Submitted Elec per LSR	Svc Order Submitted Manually per LSR	Incremental Charge - Manual Svc Order vs. Electronic-1st	Incremental Charge - Manual Svc Order vs. Electronic-Add'l	Incremental Charge - Manual Svc Order vs. Electronic-Disc 1st	Incremental Charge - Manual Svc Order vs. Electronic-Disc Add'l			
													Rec	Nonrecurring	
										SOMEc	SOMAN	SOMAN	SOMAN	SOMAN	SOMAN
	2 Wire Unbundled HDSL Loop without manual service inquiry and facility reservation - Zone 2	I	2	UHL	UHL2W	9.09		44.69	31.55	25.65	7.06		18.94	8.42	
	2 Wire Unbundled HDSL Loop without manual service inquiry and facility reservation - Zone 3	I	3	UHL	UHL2W	14.46		44.69	31.55	25.65	7.06		18.94	8.42	
	Order Coordination for Specified Conversion Time (per LSR)			UHL	OCOSL			35.74							
	CLEC to CLEC Conversion Charge without outside dispatch	I		UHL	UREWO			44.69	31.55				18.94	8.42	
	<b>4-WIRE HIGH BIT RATE DIGITAL SUBSCRIBER LINE (HDSL) COMPATIBLE LOOP</b>														
	4 Wire Unbundled HDSL Loop including manual service inquiry and facility reservation - Zone 1	I	1	UHL	UHL4X	10.39		44.69	31.55	25.65	7.06		18.94	8.42	
	4-Wire Unbundled HDSL Loop including manual service inquiry and facility reservation - Zone 2	I	2	UHL	UHL4X	12.00		44.69	31.55	25.65	7.06		18.94	8.42	
	4-Wire Unbundled HDSL Loop including manual service inquiry and facility reservation - Zone 3	I	3	UHL	UHL4X	19.07		44.69	31.55	25.65	7.06		18.94	8.42	
	Order Coordination for Specified Conversion Time (per LSR)			UHL	OCOSL			35.74							
	4-Wire Unbundled HDSL Loop without manual service inquiry and facility reservation - Zone 1	I	1	UHL	UHL4W	10.39		44.69	31.55	25.65	7.06		18.94	8.42	
	4-Wire Unbundled HDSL Loop without manual service inquiry and facility reservation - Zone 2	I	2	UHL	UHL4W	12.00		44.69	31.55	25.65	7.06		18.94	8.42	
	4-Wire Unbundled HDSL Loop without manual service inquiry and facility reservation - Zone 3	I	3	UHL	UHL4W	19.07		44.69	31.55	25.65	7.06		18.94	8.42	
	Order Coordination for Specified Conversion Time (per LSR)			UHL	OCOSL			35.74							
	CLEC to CLEC Conversion Charge without outside dispatch	I		UHL	UREWO			44.69	31.55				18.94	8.42	
	<b>4-WIRE DS1 DIGITAL LOOP</b>														
	4-Wire DS1 Digital Loop - Zone 1		1	USL	USLXX	55.53		429.98	268.18				18.94	8.42	
	4-Wire DS1 Digital Loop - Zone 2		2	USL	USLXX	64.13		429.98	268.18				18.94	8.42	
	4-Wire DS1 Digital Loop - Zone 3		3	USL	USLXX	101.93		429.98	268.18				18.94	8.42	
	Order Coordination for Specified Conversion Time (per LSR)			USL	OCOSL			35.74							
	CLEC to CLEC Conversion Charge without outside dispatch			USL	UREWO			100.91	42.97				18.94	8.42	
	<b>4-WIRE 19.2, 56 OR 64 KBPS DIGITAL GRADE LOOP</b>														
	4 Wire Unbundled Digital 19.2 Kbps		1	UDL	UDL19	25.75		348.55	241.20				18.94	8.42	
	4 Wire Unbundled Digital 19.2 Kbps		2	UDL	UDL19	29.74		348.55	241.20				18.94	8.42	
	4 Wire Unbundled Digital 19.2 Kbps		3	UDL	UDL19	47.27		348.55	241.20				18.94	8.42	
	4 Wire Unbundled Digital Loop 56 Kbps - Zone 1		1	UDL	UDL56	25.75		348.55	241.20				18.94	8.42	
	4 Wire Unbundled Digital Loop 56 Kbps - Zone 2		2	UDL	UDL56	29.74		348.55	241.20				18.94	8.42	
	4 Wire Unbundled Digital Loop 56 Kbps - Zone 3		3	UDL	UDL56	47.27		348.55	241.20				18.94	8.42	
	Order Coordination for Specified Conversion Time (per LSR)			UDL	OCOSL			35.74							
	4 Wire Unbundled Digital Loop 64 Kbps - Zone 1		1	UDL	UDL64	25.75		348.55	241.20				18.94	8.42	
	4 Wire Unbundled Digital Loop 64 Kbps - Zone 2		2	UDL	UDL64	29.74		348.55	241.20				18.94	8.42	
	4 Wire Unbundled Digital Loop 64 Kbps - Zone 3		3	UDL	UDL64	47.27		348.55	241.20				18.94	8.42	
	Order Coordination for Specified Conversion Time (per LSR)			UDL	OCOSL			35.74							
	CLEC to CLEC Conversion Charge without outside dispatch			UDL	UREWO			101.95	49.66				18.94	8.42	
	<b>2-WIRE Unbundled COPPER LOOP</b>														
	2-Wire Unbundled Copper Loop/Short including manual service inquiry & facility reservation - Zone 1	I	1	UCL	UCLPB	12.02		44.69	31.55	25.65	7.06		18.94	8.42	
	2-Wire Unbundled Copper Loop/Short including manual service inquiry & facility reservation - Zone 2	I	2	UCL	UCLPB	13.88		44.69	31.55	25.65	7.06		18.94	8.42	
	2 Wire Unbundled Copper Loop/Short including manual service inquiry & facility reservation - Zone 3	I	3	UCL	UCLPB	22.07		44.69	31.55	25.65	7.06		18.94	8.42	
	Order Coordination for Unbundled Copper Loops (per loop)			UCL	UCLMC			16.11	16.11						
	2-Wire Unbundled Copper Loop/Short without manual service inquiry and facility reservation - Zone 1	I	1	UCL	UCLPW	12.02		44.69	31.55	25.65	7.06		18.94	8.42	
	2-Wire Unbundled Copper Loop/Short without manual service inquiry and facility reservation - Zone 2	I	2	UCL	UCLPW	13.88		44.69	31.55	25.65	7.06		18.94	8.42	
	2-Wire Unbundled Copper Loop/Short without manual service inquiry and facility reservation - Zone 3	I	3	UCL	UCLPW	22.07		44.69	31.55	25.65	7.06		18.94	8.42	
	Order Coordination for Unbundled Copper Loops (per loop)			UCL	UCLMC			16.11	16.11						
	2-Wire Unbundled Copper Loop/Long - includes manual svc. inquiry and facility reservation - Zone 1	I	1	UCL	UCL2L	35.56		44.69	31.55	25.65	7.06		18.94	8.42	

UNBUNDLED NETWORK ELEMENTS - Georgia											Attachment: 2		Exhibit: B								
CATEGORY	RATE ELEMENTS	Interim	Zone	BCS	USOC	RATES (\$)	Svc Order Submitted Elec per LSR	Svc Order Submitted Manually per LSR	Incremental Charge - Manual Svc Order vs. Electronic-1st	Incremental Charge - Manual Svc Order vs. Electronic-Add'l	Incremental Charge - Manual Svc Order vs. Electronic-Disc 1st	Incremental Charge - Manual Svc Order vs. Electronic-Disc Add'l	OSS Rates (\$)								
													Rec	Nonrecurring		Nonrecurring Disconnect		SOMEc	SOMAN	SOMAN	SOMAN
													First	Add'l	First	Add'l					
	2-Wire Unbundled Copper Loop/Long - includes manual svc. inquiry and facility reservation - Zone 2	I	2	UCL	UCL2L	41.07							44.69	31.55	25.65	7.06				18.94	8.42
	2-Wire Unbundled Copper Loop/Long - includes manual svc. inquiry and facility reservation - Zone 3	I	3	UCL	UCL2L	65.28							44.69	31.55	25.65	7.06				18.94	8.42
	Order Coordination for Unbundled Copper Loops (per loop)			UCL	UCLMC								16.11	16.11							
	2-Wire Unbundled Copper Loop/Long - without manual service inquiry and facility reservation - Zone 1	I	1	UCL	UCL2W	35.56							44.69	31.55	25.65	7.06				18.94	8.42
	2-Wire Unbundled Copper Loop/Long - without manual service inquiry and facility reservation - Zone 2	I	2	UCL	UCL2W	41.07							44.69	31.55	25.65	7.06				18.94	8.42
	2-Wire Unbundled Copper Loop/Long - without manual service inquiry and facility reservation - Zone 3	I	3	UCL	UCL2W	65.28							44.69	31.55	25.65	7.06				18.94	8.42
	Order Coordination for Unbundled Copper Loops (per loop)			UCL	UCLMC								16.11	16.11							
	CLEC to CLEC Conversion Charge without outside dispatch (UCL-Des)	I		UCL	UREWO								44.69	31.55						18.94	8.42
	<b>4-WIRE COPPER LOOP</b>																				
	4-Wire Copper Loop/Short - including manual service inquiry and facility reservation - Zone 1	I	1	UCL	UCL4S	12.02							44.69	31.55	25.65	7.06				18.94	8.42
	4-Wire Copper Loop/Short - including manual service inquiry and facility reservation - Zone 2	I	2	UCL	UCL4S	13.88							44.69	31.55	25.65	7.06				18.94	8.42
	4-Wire Copper Loop/Short - including manual service inquiry and facility reservation - Zone 3	I	3	UCL	UCL4S	22.07							44.69	31.55	25.65	7.06				18.94	8.42
	Order Coordination for Unbundled Copper Loops (per loop)			UCL	UCLMC								16.11	16.11							
	4-Wire Copper Loop/Short - without manual service inquiry and facility reservation - Zone 1	I	1	UCL	UCL4W	12.02							44.69	31.55	25.65	7.06				18.94	8.42
	4-Wire Copper Loop/Short - without manual service inquiry and facility reservation - Zone 2	I	2	UCL	UCL4W	13.88							44.69	31.55	25.65	7.06				18.94	8.42
	4-Wire Copper Loop/Short - without manual service inquiry and facility reservation - Zone 3	I	3	UCL	UCL4W	22.07							44.69	31.55	25.65	7.06				18.94	8.42
	Order Coordination for Unbundled Copper Loops (per loop)			UCL	UCLMC								16.11	16.11							
	4-Wire Unbundled Copper Loop/Long - includes manual svc. inquiry and facility reservation - Zone 1	I	1	UCL	UCL4L	35.56							44.69	31.55	25.65	7.06				18.94	8.42
	4-Wire Unbundled Copper Loop/Long - includes manual svc. inquiry and facility reservation - Zone 2	I	2	UCL	UCL4L	41.07							44.69	31.55	25.65	7.06				18.94	8.42
	4-Wire Unbundled Copper Loop/Long - includes manual svc. inquiry and facility reservation - Zone 3	I	3	UCL	UCL4L	65.28							44.69	31.55	25.65	7.06				18.94	8.42
	Order Coordination for Unbundled Copper Loops (per loop)			UCL	UCLMC								16.11	16.11							
	4-Wire Unbundled Copper Loop/Long - without manual svc. inquiry and facility reservation - Zone 1	I	1	UCL	UCL4O	35.56							44.69	31.55	25.65	7.06				18.94	8.42
	4-Wire Unbundled Copper Loop/Long - without manual svc. inquiry and facility reservation - Zone 2	I	2	UCL	UCL4O	41.07							44.69	31.55	25.65	7.06				18.94	8.42
	4-Wire Unbundled Copper Loop/Long - without manual svc. inquiry and facility reservation - Zone 3	I	3	UCL	UCL4O	65.28							44.69	31.55	25.65	7.06				18.94	8.42
	Order Coordination for Unbundled Copper Loops (per loop)			UCL	UCLMC								16.11	16.11							
	CLEC to CLEC conversion Charge without outside dispatch	I		UCL	UREWO								44.69	31.55						18.94	8.42
	<b>LOOP MODIFICATION</b>																				
	Unbundled Loop Modification, Removal of Load Coils - 2 Wire pair less than or equal to 18k ft	I		UCL, UHL, UCL, UEQ, ULS, UEA, UEANL, UEPSR, UEPSB	ULM2L								0.00	0.00						18.94	8.42
	Unbundled Loop Modification, Removal of Load Coils - 2 wire greater than 18k ft	I		UCL, ULS, UEQ	ULM2G								0.00	0.00						18.94	8.42
	Unbundled Loop Modification Removal of Load Coils - 4 Wire less than or equal to 18K ft	I		UCL	ULM4L								0.00	0.00						18.94	8.42
	Unbundled Loop Modification Removal of Load Coils - 4 Wire pair greater than 18k ft	I		UHL, UCL	ULM4G								0.00	0.00						18.94	8.42
	Unbundled Loop Modification Removal of Bridged Tap Removal, per unbundled loop	I		UCL, UHL, UCL, UEQ, ULS, UEA, UEANL, UEPSR, UEPSB	ULMBT								0.00	0.00						18.94	8.42

UNBUNDLED NETWORK ELEMENTS - Georgia										Attachment: 2		Exhibit: B	
CATEGORY	RATE ELEMENTS	Interim	Zone	BCS	USOC	RATES (\$)	Svc Order Submitted Elec per LSR	Svc Order Submitted Manually per LSR	Incremental Charge - Manual Svc Order vs. Electronic-1st	Incremental Charge - Manual Svc Order vs. Electronic-Add'l	Incremental Charge - Manual Svc Order vs. Electronic-Disc 1st	Incremental Charge - Manual Svc Order vs. Electronic-Disc Add'l	
													Rec
SUB-LOOPS													
Sub-Loop Distribution													
	Sub-Loop - Per Cross Box Location - CLEC Feeder Facility Set-Up	I		UEANL	USBSA	421.08	421.08			18.94	8.42		
	Sub-Loop - Per Cross Box Location - Per 25 Pair Panel Set-Up	I		UEANL	USBSB	67.10	67.10			18.94	8.42		
	Sub-Loop - Per Building Equipment Room - CLEC Feeder Facility Set-Up	I		UEANL	USBSC	394.74	394.74			18.94	8.42		
	Sub-Loop - Per Building Equipment Room - Per 25 Pair Panel Set-Up	I		UEANL	USBSD	154.57	154.57			18.94	8.42		
	Unbundled Sub-Loops, Riser Cable, 2-Wire per Loop, Working and Spare Loop Activation			UEANL	USBRC	1.37	2.48	2.48	1.74	1.74	18.94	8.42	
	Unbundled Sub-Loops, Riser Cable, 4-Wire per Loop, Working and Spare Loop Activation			UEANL	USBRD	2.74	4.96	4.96	1.74	1.74	18.94	8.42	
	Sub-Loop Distribution Per 2-Wire Analog Voice Grade Loop - Statewide		sw	UEANL	USBN2	9.12	207.01	171.32			18.94	8.42	
	Order Coordination for Unbundled Sub-Loops, per sub-loop pair			UEANL	USBMC		34.22	34.22					
	Sub-Loop Distribution Per 4-Wire Analog Voice Grade Loop - Statewide		sw	UEANL	USBN4	8.32	219.35	72.99	123.72	28.77	18.94	8.42	
	Order Coordination for Unbundled Sub-Loops, per sub-loop pair			UEANL	USBMC		34.22	34.22					
	Sub-Loop 2-Wire Intrabuilding Network Cable (INC)	I		UEANL	USB2	1.37	2.48	41.59	115.85	19.17	18.94	8.42	
	Order Coordination for Unbundled Sub-Loops, per sub-loop pair			UEANL	USBMC		34.22	34.22					
	Sub-Loop 4-Wire Intrabuilding Network Cable (INC)	I		UEANL	USB4	2.96	176.46	55.11	122.17	19.57	18.94	8.42	
	Order Coordination for Unbundled Sub-Loops, per sub-loop pair			UEANL	USBMC		34.22	34.22					
	2 Wire Copper Unbundled Sub-Loop Distribution - Zone 1	I	1	UEF	UCS2X	5.54	175.16	55.50	108.86	24.53	18.84	8.42	
	2 Wire Copper Unbundled Sub-Loop Distribution - Zone 2	I	2	UEF	UCS2X	5.54	175.16	55.50	108.86	24.53	18.94	8.42	
	2 Wire Copper Unbundled Sub-Loop Distribution - Zone 3	I	3	UEF	UCS2X	5.54	175.16	55.50	108.86	24.53	18.94	8.42	
	Order Coordination for Unbundled Sub-Loops, per sub-loop pair			UEF	USBMC		34.22	34.22					
	4 Wire Copper Unbundled Sub-Loop Distribution - Zone 1	I	1	UEF	UCS4X	6.89	219.35	72.99	123.72	28.77	18.94	8.42	
	4 Wire Copper Unbundled Sub-Loop Distribution - Zone 2	I	2	UEF	UCS4X	6.89	219.35	72.99	123.72	28.77	18.94	8.42	
	4 Wire Copper Unbundled Sub-Loop Distribution - Zone 3	I	3	UEF	UCS4X	6.89	219.35	72.99	123.72	28.77	18.94	8.42	
	Order Coordination for Unbundled Sub-Loops, per sub-loop pair			UEF	USBMC		34.22	34.22					
	Unbundled Sub-Loop Modification - 2-W Copper Dist Load Coil/Equip Removal per 2-W PR			UEF	ULM2X								
	Unbundled Sub-loop Modification - 4-W Copper Dist Load Coil/Equip Removal per 4-W PR			UEF	ULM4X								
	Unbundled Sub-loop Modification - 2-w/4-w Copper Dist Bridged Tap Removal, per PR unloaded			UEF	ULM4T								
	<b>Unbundled Network Terminating Wire (UNTW)</b>												
	Unbundled Network Terminating Wire (UNTW) per Pair			UENTW	UENPP	1.37	2.48	2.48	1.74	1.74	18.94	8.42	
	<b>Network Interface Device (NID)</b>												
	Network Interface Device (NID) - 1-2 lines	I		UENTW	UND12		86.37	56.69			18.94	8.42	
	Network Interface Device (NID) - 1-6 lines	I		UENTW	UND16		127.93	98.21			18.94	8.42	
	Network Interface Device Cross Connect - 2 W	I		UENTW	UNDC2		6.15	6.15			18.94	8.42	
	Network Interface Device Cross Connect - 4W	I		UENTW	UNDC4		6.15	6.15					
	<b>SUB-LOOPS</b>												
	<b>Sub-Loop Feeder</b>												
	USL-Feeder, DS0 Set-up per Cross Box location - CLEC Distribution Facility set-up			UEA, UDN,UCL,UDL,UDC	USBFW		421.08				18.94	8.42	
	USL Feeder - DS0 Set-up per Cross Box location - per 25 pair set-up			UEA, UDN,UCL,UDL,UDC	USBFX		67.10	67.10			18.94	8.42	
	USL Feeder DS1 Set-up at DSX location, per DS1 termination			USL	USBFZ		521.57	11.30			18.94	8.42	

UNBUNDLED NETWORK ELEMENTS - Georgia											Attachment: 2		Exhibit: B								
CATEGORY	RATE ELEMENTS	Interim	Zone	BCS	USOC	RATES (\$)	Svc Order Submitted Elec per LSR	Svc Order Submitted Manually per LSR	Incremental Charge - Manual Svc Order vs. Electronic-1st	Incremental Charge - Manual Svc Order vs. Electronic-Add'l	Incremental Charge - Manual Svc Order vs. Electronic-Disc 1st	Incremental Charge - Manual Svc Order vs. Electronic-Disc Add'l	OSS Rates (\$)								
													Rec	Nonrecurring		Nonrecurring Disconnect		SOMEc	SOMAN	SOMAN	SOMAN
													First	Add'l	First	Add'l					
	Unbundled Sub-Loop Feeder Loop, 2 Wire Ground-Start, Voice Grade- Statewide		sw	UEA	USBFA	8.58	206.44	170.05													
	Order Coordination for Specified Conversion Time, per LSR			UEA	OCOSL		35.74														
	Unbundled Sub-Loop Feeder Loop, 2 Wire Loop-Start, Voice Grade - Statewide		sw	UEA	USBFB	8.58	206.44	170.05													
	Order Coordination for Specified Time Conversion, per LSR			UEA	OCOSL		35.74														
	Unbundled Sub-Loop Feeder Loop, 2 Wire Reverse Battery, Voice Grade Loop - Statewide		sw	UEA	USBFC	8.58	206.44	170.05													
	Order Coordination For Specified Conversion Time, per LSR			UEA	OCOSL		35.74														
	Unbundled Sub-Loop Feeder Loop, 4 Wire Ground-Start, Voice Grade - Statewide		sw	UEA	USBFD	19.91	243.41	81.32	134.77	33.93											
	Order Coordination For Specified Conversion Time, Per LSR			UEA	OCOSL		35.74														
	Unbundled Sub-Loop Feeder Loop, 4 Wire Loop-Start, Voice Grade - Statewide		sw	UEA	USBFE	19.91	243.41	81.32	134.77	33.93											
	Order Coordination For Specified Conversion Time, Per LSR			UEA	OCOSL		35.74														
	Unbundled Sub-Loop Feeder Loop, 2-Wire ISDN BRI - Statewide		sw	UDN	USBFF	17.73	208.50	62.31	119.68	29.58											
	Order Coordination For Specified Conversion Time, Per LSR			UDN	OCOSL		35.74														
	Unbundled Sub-Loop Feeder, 2 Wire UDC (IDSL compatible)		sw	UDC	USBFS	17.73	208.50	62.31	119.68	29.58											
	Unbundled Sub-Loop Feeder Loop, 4-Wire DS1 - Statewide		sw	USL	USBFG	79.30	203.69	128.76	124.09	34.80											
	Order Coordination For Specified Conversion Time, Per LSR			USL	OCOSL		35.74														
	Unbundled Sub-Loop Feeder Loop, 2-Wire Copper Loop - Statewide		sw	UCL	USBFH	7.22	195.38	63.15	119.68	29.58											
	Order Coordination For Specified Conversion Time, per LSR			UCL	OCOSL		35.74														
	Sub-Loop Feeder - Per 4-Wire Copper Loop - Statewide		sw	UCL	USBFJ	13.72	243.41	81.32	134.77	33.93											
	Order Coordination For Specified Conversion Time, per LSR			UCL	OCOSL		35.74														
	Sub-Loop Feeder - Per 4-Wire 19.2 Kbps Digital Grade Loop		sw	UDL	USBFN	24.50	243.41	81.32	134.77	33.93											
	Sub-Loop Feeder - Per 4-Wire 56 Kbps Digital Grade Loop - Statewide		sw	UDL	USBFO	24.50	243.41	81.32	134.77	33.93											
	Order Coordination For Specified Time Conversion, per LSR			UDL	OCOSL		35.74														
	Sub-Loop Feeder - Per 4-Wire 64 Kbps Digital Grade Loop - Statewide		sw	UDL	USBFP	24.50	243.41	81.32	134.77	33.93											
	Order Coordination For Specified Conversion Time, per LSR			UDL	OCOSL		35.74														
<b>SUB-LOOPS</b>																					
<b>Sub-Loop Feeder</b>																					
	Sub Loop Feeder - DS3 - Per Mile Per Month		I	UE3	1L5SL	12.80															
	Sub Loop Feeder - DS3 - Facility Termination Per Month		I	UE3	USBF1	329.94	3,396.56	406.50	163.61	92.75											
	Sub Loop Feeder - STS-1 - Per Mile Per Month		I	UDLSX	1L5SL	12.80															
	Sub Loop Feeder - STS-1 - Facility Termination Per Month		I	UDLSX	USBF7	372.78	3,396.56	406.50	163.61	92.75											
	Sub Loop Feeder - OC-3 - Per Mile Per Month		I	UDLO3	1L5SL	9.71															
	Sub Loop Feeder - OC-3 - Facility Termination Protection Per Month		I	UDLO3	USBF5	57.79															
	Sub Loop Feeder - OC-3 - Facility Termination Per Month		I	UDLO3	USBF2	524.13	3,396.56	406.50	163.61	92.75											
	Sub Loop Feeder - OC-12 - Per Mile Per Month		I	UDL12	1L5SL	11.95															
	Sub Loop Feeder - OC-12 - Facility Termination Protection Per Month		I	UDL12	USBF6	519.09															
	Sub Loop Feeder - OC-12 - Facility Termination Per Month		I	UDL12	USBF3	1,570.00	3,396.56	406.50	163.61	92.75											
	Sub Loop Feeder - OC-48 - Per Mile Per Month		I	UDL48	1L5SL	39.20															
	Sub Loop Feeder - OC-48 - Facility Termination Protection Per Month		I	UDL48	USBF9	259.99															
	Sub Loop Feeder - OC-48 - Facility Termination Per Month		I	UDL48	USBF4	1,505.00	3,582.56	406.50	163.61	92.75											
	Sub Loop Feeder - OC-12 Interface On OC-48		I	UDL48	USBF8	323.43	803.69	406.50	163.61	92.75											
<b>UNBUNDLED LOOP CONCENTRATION</b>																					
	Unbundled Loop Concentration - System A (TR008)			ULC	UCT8A	441.42	650.81	650.81													
	Unbundled Loop Concentration - System B (TR008)			ULC	UCT8B	52.97	271.17	271.17													
	Unbundled Loop Concentration - System A (TR303)			ULC	UCT3A	478.93	650.81	650.81													
	Unbundled Loop Concentration - System B (TR303)			ULC	UCT3B	89.26	271.17	271.17													
	Unbundled Loop Concentration - DS1 Loop Interface Card			ULC	UCTCO	5.04	126.57	92.14	33.57	9.40											

UNBUNDLED NETWORK ELEMENTS - Georgia										Attachment: 2		Exhibit: B						
CATEGORY	RATE ELEMENTS	Interim	Zone	BCS	USOC	RATES (\$)	Svc Order Submitted Elec per LSR	Svc Order Submitted Manually per LSR	Incremental Charge - Manual Svc Order vs. Electronic-1st	Incremental Charge - Manual Svc Order vs. Electronic-Add'l	Incremental Charge - Manual Svc Order vs. Electronic-Disc 1st	Incremental Charge - Manual Svc Order vs. Electronic-Disc Add'l						
													Rec	Nonrecurring		Nonrecurring Disconnect		OSS Rates (\$)
										SOMEc	SOMAN	SOMAN	SOMAN	SOMAN	SOMAN			
	Unbundled Loop Concentration - ISDN Loop Interface (Brite Card)			UDN	ULCC1	8.00			21.07	20.96	10.78	10.71			19.99	19.99	19.99	19.99
	Unbundled Loop Concentration - UDC Loop Interface (Brite Card)			UDC	ULCCU	8.00			21.07	20.96	10.78	10.71			19.99	19.99	19.99	19.99
	Unbundled Loop Concentration - -2 Wire Voice-Loop Start or Ground Start Loop Interface (POTS Card)			UEA	ULCC2	2.00			21.07	20.96	10.78	10.71			19.99	19.99	19.99	19.99
	Unbundled Loop Concentration - 2 Wire Voice - Reverse Battery Loop Interface (SPOTS Card)			UEA	ULCCR	11.89			21.07	20.96	10.78	10.71			19.99	19.99	19.99	19.99
	Unbundled Loop Concentration - 4 Wire Voice Loop Interface (Specials Card)			UEA	ULCC4	7.09			21.07	20.96	10.78	10.71			19.99	19.99	19.99	19.99
	Unbundled Loop Concentration - TEST CIRCUIT Card			ULC	UCTTC	34.67			21.07	20.96	10.78	10.71			19.99	19.99	19.99	19.99
	Unbundled Loop Concentration - Digital 19.2 Kbps Data Loop Interface			UDL	ULCC7	10.51			21.07	20.96	10.78	10.71			19.99	19.99	19.99	19.99
	Unbundled Loop Concentration - Digital 56 Kbps Data Loop Interface			UDL	ULCC5	10.51			21.07	20.96	10.78	10.71			19.99	19.99	19.99	19.99
	Unbundled Loop Concentration - Digital 64 Kbps Data Loop Interface			UDL	ULCC6	10.51			21.07	20.96	10.78	10.71			19.99	19.99	19.99	19.99
<b>UNE OTHER, PROVISIONING ONLY - NO RATE</b>																		
	NID - Dispatch and Service Order for NID installation			UENTW	UNDBX	0.00			0.00									
	UNTW Circuit Id Establishment, Provisioning Only - No Rate			UENTW	UENCE	0.00			0.00									
	Unbundled Contract Name, Provisioning Only - No Rate			UEANL,UEF,UEQ,UENTW	UNECN	0.00			0.00									
<b>UNE OTHER, PROVISIONING ONLY - NO RATE</b>																		
	Unbundled Contact Name, Provisioning Only - no rate			UAL,UCL,UDC,UDL,UDN,UEA,UHL,ULC	UNECN	0.00			0.00									
	Unbundled Sub-Loop Feeder-2 Wire Cross Box Jumper - no rate			UEA,UDN,UCL,UDC	USBFQ	0.00			0.00									
	Unbundled Sub-Loop Feeder-4 Wire Cross Box Jumper - no rate			UEA,USL,UCL,UDL	USBFR	0.00			0.00									
	Unbundled DS1 Loop - Superframe Format Option - no rate			USL	CCOSF	0.00			0.00									
	Unbundled DS1 Loop - Expanded Superframe Format option - no rate			USL	CCOEF	0.00			0.00									
<b>HIGH CAPACITY UNBUNDLED LOCAL LOOP</b>																		
<b>NOTE: minimum billing period of three months for DS3 and above Local Loop</b>																		
	High Capacity Unbundled Local Loop - DS3 - Per Mile per month			UE3	1L5ND	8.90												
	High Capacity Unbundled Local Loop - DS3 - Facility Termination per month			UE3	UE3PX	390.34			639.50	426.40					37.55	37.55	18.03	18.03
	High Capacity Unbundled Local Loop - STS-1 - Per Mile per month			UDLSX	1L5ND	8.90												
	High Capacity Unbundled Local Loop - STS-1 - Facility Termination per month			UDLSX	UDLS1	421.59			639.50	426.40					37.55	37.55	18.03	18.03
<b>LOOP MAKE-UP</b>																		
	Loop Makeup - Preordering Without Reservation, per working or spare facility queried (Manual).			UMK	UMKLP				35.00	35.00								
	Loop Makeup - Preordering With Reservation, per spare facility queried (Manual).			UMK	UMKLP				45.00	45.00								
	Loop Makeup--With or Without Reservation, per working or spare facility queried (Mechanized)			UMK	PSUMK				0.075	0.075								
<b>HIGH FREQUENCY SPECTRUM</b>																		
<b>LINE SHARING</b>																		
<b>SPLITTERS-CENTRAL OFFICE BASED</b>																		
	Line Sharing Splitter, per System 96 Line Capacity			ULS	ULSDA	131.00			0.00	0.00					18.94	8.42		
	Line Sharing Splitter, per System 24 Line Capacity			ULS	ULSDB	32.00			0.00	0.00					18.94	8.42		
	Line Sharing Splitter, Per System, 8 Line Capacity			ULS	ULSD8	11.00			0.00	0.00					18.94	8.42		
	Line Sharing-DLEC Owned Splitter in CO-CFA activation-deactivation (per LSDO)			ULS	ULSDG				131.55	0.00					18.94	8.42		
<b>END USER ORDERING-CENTRAL OFFICE BASED-HIGH FREQUENCY SPECTRUM AKA LINE SHARING</b>																		

UNBUNDLED NETWORK ELEMENTS - Georgia											Attachment: 2		Exhibit: B			
CATEGORY	RATE ELEMENTS	Interim	Zone	BCS	USOC	RATES (\$)	Svc Order Submitted Elec per LSR	Svc Order Submitted Manually per LSR	Incremental Charge - Manual Svc Order vs. Electronic-1st	Incremental Charge - Manual Svc Order vs. Electronic-Add'l	Incremental Charge - Manual Svc Order vs. Electronic-Disc 1st	Incremental Charge - Manual Svc Order vs. Electronic-Disc Add'l	OSS Rates (\$)			
													Rec	Nonrecurring First	Nonrecurring Add'l	Nonrecurring Disconnect First
	Line Sharing - per Line Activation (BST Owned Splitter)			ULS	ULSDC	0.61							18.94	8.42		
	Line Sharing - per Subsequent Activity per Line Rearrangement(BST Owned Splitter)			ULS	ULSDS								18.94	8.42		
	Line Sharing - per Subsequent Activity per Line Rearrangement(DLEC Owned Splitter)			ULS	ULSCS								18.94	8.42		
	Line Sharing - per Line Activation (DLEC owned Splitter)	I		ULS	ULSCC	0.61							18.94	8.42		
<b>LINE SPLITTING</b>																
<b>END USER ORDERING-CENTRAL OFFICE BASED</b>																
	Line Splitting - per line activation DLEC owned splitter	I		UEPSR UEPSB	UREOS	0.61										
	Line Splitting - per line activation BST owned - physical	I		UEPSR UEPSB	UREBP	0.61							18.94	8.42		
	Line Splitting - per line activation BST owned - virtual	I		UEPSR UEPSB	UREBV	0.61							18.94	8.42		
<b>REMOTE SITE HIGH FREQUENCY SPECTRUM</b>																
<b>SPLITTERS-REMOTE SITE</b>																
	Remote Site Line Share BellSouth Owned Splitter, 24 Port	I		ULS	ULSRB	31.13							18.94	8.42		
	Remote Site Line Share Cable Pair Activation CLEC Owned at RS and Deactivation	I		ULS	ULSTG								18.94	8.42		
<b>END USER ORDERING-REMOTE SITE HIGH FREQUENCY SPECTRUM AKA REMOTE SITE LINE SHARING</b>																
	Remote Site Line Share Line Activation for End User Served at RS, BST Splitter	I		ULS	ULSRC	0.61							18.94	8.42		
	RS Line Share Line Activation for End User served at RS, CLEC Splitter	I		ULS	ULSTC	0.61							18.94	8.42		
	Remote Site Line Share Subsequent Activity-RS BST Owned Splitter	I		ULS	ULSRS								18.94	8.42		
	Remote Site Line Share Subsequent Activity-RS CLEC Owned Splitter	I		ULS	ULSTS								18.94	8.42		
<b>UNBUNDLED DEDICATED TRANSPORT</b>																
<b>NOTE: INTEROFFICE CHANNEL DEDICATED TRANSPORT - minimum billing period - below DS3=one month, above DS3=four months</b>																
<b>INTEROFFICE CHANNEL - DEDICATED TRANSPORT</b>																
	Interoffice Channel - Dedicated Transport - 2-Wire Voice Grade - Per Mile per month			U1TVX	1L5XX	0.0222										
	Interoffice Channel - Dedicated Transport- 2- Wire Voice Grade - Facility Termination			U1TVX	U1TV2	17.07							18.94	18.94		
	Interoffice Channel - Dedicated Transport - 2-Wire Voice Grade Rev Bat. - Per Mile per month			U1TVX	1L5XX	0.0222										
	Interoffice Channel - Dedicated Transport- 2- Wire VG Rev Bat. - Facility Termination			U1TVX	U1TR2	17.07							18.94	18.94		
	Interoffice Channel - Dedicated Transport - 56 kbps - per mile per month			U1TDX	1L5XX	0.0222										
	Interoffice Channel - Dedicated Transport - 56 kbps - Facility Termination			U1TDX	U1TD5	16.45							18.94	18.94		
	Interoffice Channel - Dedicated Transport - 64 kbps - per mile per month			U1TDX	1L5XX	0.0222										
	Interoffice Channel - Dedicated Transport - 64 kbps - Facility Termination			U1TDX	U1TD6	16.45							18.94	18.94		
	Interoffice Channel - Dedicated Channel - DS1 - Per Mile per month			U1TD1	1L5XX	0.4523										
	Interoffice Channel - Dedicated Transport - DS1 - Facility Termination			U1TD1	U1TF1	78.47							18.94	18.94		
	Interoffice Channel - Dedicated Transport - DS3 - Per Mile per month			U1TD3	1L5XX	2.72										
	Interoffice Channel - Dedicated Transport - DS3 - Facility Termination per month			U1TD3	U1TF3	788.00							37.55	37.55	18.03	18.03
	Interoffice Channel - Dedicated Transport - STS-1 - Per Mile per month			U1TS1	1L5XX	2.72										
	Interoffice Channel - Dedicated Transport - STS-1 - Facility Termination			U1TS1	U1TFS	783.63							61.19	61.19	3.17	3.17
<b>LOCAL CHANNEL - DEDICATED TRANSPORT</b>																
<b>NOTE: LOCAL CHANNEL DEDICATED TRANSPORT - minimum billing period = below DS3=one month, above DS3=four months</b>																
	Local Channel - Dedicated - 2-Wire Voice Grade			ULDVX	ULDV2	13.91							18.94	8.42		



UNBUNDLED NETWORK ELEMENTS - Georgia										Attachment: 2		Exhibit: B				
CATEGORY	RATE ELEMENTS	Interim	Zone	BCS	USOC	RATES (\$)				Svc Order Submitted Elec per LSR	Svc Order Submitted Manually per LSR	Incremental Charge - Manual Svc Order vs. Electronic-1st	Incremental Charge - Manual Svc Order vs. Electronic-Add'l	Incremental Charge - Manual Svc Order vs. Electronic-Disc 1st	Incremental Charge - Manual Svc Order vs. Electronic-Disc Add'l	
						Rec	Nonrecurring		Nonrecurring Disconnect							OSS Rates (\$)
							First	Add'l	First	Add'l	SOMEc	SOMAN	SOMAN	SOMAN	SOMAN	
	Local Channel - Dedicated - 2-Wire Voice Grade Rev Bat			ULDVX	ULDR2	13.91	382.95	62.40					18.94	18.94		
	Local Channel - Dedicated - 4-Wire Voice Grade			ULDVX	ULDV4	14.99	368.44	64.05					18.94	8.42		
	Local Channel - Dedicated - DS1			ULDD1	ULDF1	38.36	356.15	312.89					44.22	44.22	18.03	18.03
	Local Channel - Dedicated - DS3 - Per Mile per month			ULDD3	1L5NC	6.92										
	Local Channel - Dedicated - DS3 - Facility Termination			ULDD3	ULDF3	515.91	639.50	426.31					37.55	37.55	18.03	18.03
	Local Channel - Dedicated - STS-1- Per Mile per month			ULDS1	1L5NC	6.92										
	Local Channel - Dedicated - STS-1 - Facility Termination			ULDS1	ULDFS	517.56	639.50	426.31					18.94	18.94		
<b>DARK FIBER</b>																
	Dark Fiber, Four Fiber Strands, Per Route Mile or Fraction Thereof per month - Local Channel			UDF	1L5DC	44.22										
	NRC Dark Fiber - Local Channel			UDF	UDFC4		1,355.29	273.69					18.94	18.94		
	Dark Fiber, Four Fiber Strands, Per Route Mile or Fraction Thereof per month - Interoffice Channel			UDF	1L5DF	44.22										
	NRC Dark Fiber - Interoffice Channel			UDF	UDF14		1,355.29	273.69					18.94	18.94		
	Dark Fiber, Four Fiber Strands, Per Route Mile or Fraction Thereof per month - Local Loop			UDF	1L5DL	44.22										
	NRC Dark Fiber - Local Loop			UDF	UDFL4		1,355.29	273.69					18.94	18.94		
<b>8XX ACCESS TEN DIGIT SCREENING</b>																
	8XX Access Ten Digit Screening, Per Call			OHD		0.0004868										
	8XX Access Ten Digit Screening, Reservation Charge Per 8XX Number Reserved			OHD	N8R1X		6.57	0.76					18.94	18.94		
	8XX Access Ten Digit Screening, Per 8XX No. Established W/O POTS Translations			OHD			12.81	1.45					18.94	18.94		
	8XX Access Ten Digit Screening, Per 8XX No. Established With POTS Translations			OHD	N8FTX		12.81	1.45					18.94	18.94		
	8XX Access Ten Digit Screening, Customized Area of Service Per 8XX Number			OHD	N8FCX		4.46	2.23					18.94	18.94		
	8XX Access Ten Digit Screening, Multiple InterLATA CXR Routing Per CXR Requested Per 8XX No.			OHD	N8FMX		5.22	2.99					18.94	18.94		
	8XX Access Ten Digit Screening, Change Charge Per Request			OHD	N8FAX		7.33	0.76					18.94	18.94		
	8XX Access Ten Digit Screening, Call Handling and Destination Features			OHD	N8FDX		4.72	4.46					18.94	18.94		
<b>LINE INFORMATION DATA BASE ACCESS (LIDB)</b>																
	LIDB Common Transport Per Query			OQT		0.0000338										
	LIDB Validation Per Query			OQU		0.0105974										
	LIDB Originating Point Code Establishment or Change			OQT, OQU	NRPBX		50.30						18.94	18.94		
<b>SIGNALING (CCS7)</b>																
	CCS7 Signaling Termination, Per STP Port			UDB	PT8SX	133.99										
	CCS7 Signaling Usage, Per TCAP Message			UDB		0.000087										
	CCS7 Signaling Connection, Per link (A link)			UDB	TPP++	17.05	131.96	131.96					18.94	18.94		
	CCS7 Signaling Connection, Per link (B link) (also known as D link)			UDB	TPP++	17.05	131.96	131.96					18.94	18.94		
	CCS7 Signaling Usage, Per ISUP Message			UDB		0.0000354										
	CCS7 Signaling Usage Surrogate, per link per LATA			UDB	STU56	340.67										
	CCS7 Signaling Point Code, per Originating Point Code Establishment or Change, per STP affected			UDB	CCAPO		40.00	40.00					18.94	18.94		
	CCS7 Signaling Point Code, per Destination Point Code Establishment or Change, Per Stp Affected			UDB	CCAPD		8.00	8.00					18.94	18.94		
<b>CALLING NAME (CNAM) SERVICE</b>																
	CNAM for DB Owners, Per Query			OQV		0.01										
	CNAM for Non DB Owners, Per Query			OQV		0.01										
	CNAM (Non-Databs Owner), NRC, applies when using the Character Based User Interface (CHUI)			OQV	CDDCH		595.00	595.00					18.94	18.94		
<b>OPERATOR CALL PROCESSING</b>																
	Oper. Call Processing - Oper. Provided, Per Min. - Using BST LIDB					1.20										
	Oper. Call Processing - Oper. Provided, Per Min. - Using Foreign LIDB					1.24										

UNBUNDLED NETWORK ELEMENTS - Georgia							Attachment: 2		Exhibit: B			
CATEGORY	RATE ELEMENTS	Interim	Zone	BCS	USOC	RATES (\$)	Svc Order Submitted Elec per LSR	Svc Order Submitted Manually per LSR	Incremental Charge - Manual Svc Order vs. Electronic-1st	Incremental Charge - Manual Svc Order vs. Electronic-Add'l	Incremental Charge - Manual Svc Order vs. Electronic-Disc 1st	Incremental Charge - Manual Svc Order vs. Electronic-Disc Add'l
	Oper. Call Processing - Fully Automated, per Call - Using BST LIDB					0.20						
	Oper. Call Processing - Fully Automated, per Call - Using Foreign LIDB					0.20						
<b>INWARD OPERATOR SERVICES</b>												
	Inward Operator Svcs - Verification, Per Minute					1.15						
	Inward Operator Services - Verification and Emergency Interrupt - Per Minute					1.15						
<b>BRANDING - OPERATOR CALL PROCESSING</b>												
	Facility based CLEC											
	Recording of Custom Branded OA Announcement				CBAOS	7,000.00	7,000.00			19.99	19.99	19.99
	Loading of Custom Branded OA Announcement per shelf/NAV per OCN				CBAOL	500.00	500.00			19.99	19.99	
	UNEP CLEC											
	Recording of Custom Branded OA Announcement					7,000.00	7,000.00			19.99	19.99	19.99
	Loading of Custom Branded OA Announcement per shelf/NAV per OCN					500.00	500.00			19.99	19.99	
	Unbranding via OLNS for UNEP CLEC											
	Loading of OA per OCN (Regional)					1,200.00	1,200.00			19.99	19.99	
<b>DIRECTORY ASSISTANCE SERVICES</b>												
	DIRECTORY ASSISTANCE ACCESS SERVICE											
	Directory Assistance Access Service Calls, Charge Per Call					0.275						
	DIRECTORY ASSISTANCE CALL COMPLETION ACCESS SERVICE (DACC)											
	Directory Assistance Call Completion Access Service (DACC), Per Call Attempt					0.10						
<b>DIRECTORY ASSISTANCE SERVICES</b>												
	DIRECTORY ASSISTANCE DATA BASE SERVICE (DADS)											
	Directory Assistance Data Base Service Charge Per Listing					0.04						
	Directory Assistance Data Base Service, per month				DBSOF	150.00						
<b>BRANDING - DIRECTORY ASSISTANCE</b>												
	Facility Based CLEC											
	Recording and Provisioning of DA Custom Branded Announcement			AMT	CBADA	3,000.00	3,000.00			18.94	8.42	
	Loading of Custom Branded Announcement per Switch per OCN			AMT	CBADC	1,170.00	1,170.00			18.94	8.42	
	UNEP CLEC											
	Recording of DA Custom Branded Announcement					3,000.00	3,000.00			18.94	8.42	
	Loading of DA Custom Branded Announcement per Switch per OCN					1,170.00	1,170.00			18.94	8.42	
	Unbranding via OLNS for UNEP CLEC											
	Loading of DA per OCN (1 OCN per Order)					420.00	420.00			18.94	8.42	
	Loading of DA per Switch per OCN					16.00	16.00			18.94	8.42	
<b>SELECTIVE ROUTING</b>												
	Selective Routing Per Unique Line Class Code Per Request Per Switch				USRRCR	199.56	199.56			33.67	7.88	
<b>VIRTUAL COLLOCATION</b>												
	Virtual Collocation-2 Wire Cross Connects (Loop) for Line Splitting			UEPSR, UEPSB	VE1LS	0.03	24.56	23.56	9.20	8.30	19.99	19.99
<b>PHYSICAL COLLOCATION</b>												
	Physical Collocation-2 Wire Cross Connects (Loop) for Line Splitting			UEPSR, UEPSB	PE1LS	0.0318	11.94	11.46			19.99	19.99
<b>AIN SELECTIVE CARRIER ROUTING</b>												
	Regional Service Establishment			SRC	SRCEC		391,788.00			19.99	19.99	19.99
	End Office Establishment			SRC	SRCEO		320.53	320.53		19.99	19.99	19.99
	Line/Port NRC, per end user			SRC	SRCLP		2.06	2.06		19.99	19.99	19.99
	Query NRC, per query			SRC		0.000448						
<b>AIN - BELL SOUTH AIN SMS ACCESS SERVICE</b>												
	AIN SMS Access Service - Service Establishment, Per State, Initial Setup			A1N	CAMSE		90.25	90.25			18.94	18.94

UNBUNDLED NETWORK ELEMENTS - Georgia								Attachment: 2		Exhibit: B				
CATEGORY	RATE ELEMENTS	Interim	Zone	BCS	USOC	RATES (\$)		Svc Order Submitted Elec per LSR	Svc Order Submitted Manually per LSR	Incremental Charge - Manual Svc Order vs. Electronic-1st	Incremental Charge - Manual Svc Order vs. Electronic-Add'l	Incremental Charge - Manual Svc Order vs. Electronic-Disc 1st	Incremental Charge - Manual Svc Order vs. Electronic-Disc Add'l	
						Rec	Nonrecurring							Nonrecurring Disconnect
						First	Add'l	First	Add'l	SOMEc	SOMAN	SOMAN	SOMAN	SOMAN
	AIN SMS Access Service - Port Connection - Dial/Shared Access			A1N	CAMDP	29.66	29.66					18.94	18.94	
	AIN SMS Access Service - Port Connection - ISDN Access			A1N	CAM1P	29.66	29.66					18.94	18.94	
	AIN SMS Access Service - User Identification Codes - Per User ID Code			A1N	CAMAU	84.43	84.43					18.94	18.94	
	AIN SMS Access Service - Security Card, Per User ID Code, Initial or Replacement			A1N	CAMRC	35.44	35.44					18.94	18.94	
	AIN SMS Access Service - Storage, Per Unit (100 Kilobytes)					0.0023								
	AIN SMS Access Service - Session, Per Minute					0.0795604								
	AIN SMS Access Service - Company Performed Session, Per Minute					2.08								
<b>AIN - BELLSOUTH AIN TOOLKIT SERVICE</b>														
	AIN Toolkit Service - Service Establishment Charge, Per State, Initial Setup			CAM	BAPSC	86.74	86.74					18.94	18.94	
	AIN Toolkit Service - Training Session, Per Customer				BAPVX	8,348.00	8,348.00					18.94	18.94	
	AIN Toolkit Service - Trigger Access Charge, Per Trigger, Per DN, Term. Attempt				BAPTT	19.13	19.13					18.94	18.94	
	AIN Toolkit Service - Trigger Access Charge, Per Trigger, Per DN, Off-Hook Delay				BAPTD	114.80	114.80					18.94	18.94	
	AIN Toolkit Service - Trigger Access Charge, Per Trigger, Per DN, Off-Hook Immediate				BAPTM	19.13	19.13					18.94	18.94	
	AIN Toolkit Service - Trigger Access Charge, Per Trigger, Per DN, 10-Digit PODP				BAPTO	70.06	70.06					18.94	18.94	
	AIN Toolkit Service - Trigger Access Charge, Per Trigger, Per DN, CDP				BAPTC	70.06	70.06					18.94	18.94	
	AIN Toolkit Service - Trigger Access Charge, Per Trigger, Per DN, Feature Code				BAPTF	70.06	70.06					18.94	18.94	
	AIN Toolkit Service - Query Charge, Per Query					0.0209223								
	AIN Toolkit Service - Type 1 Node Charge, Per AIN Toolkit Subscription, Per Node, Per Query					0.0053137								
	AIN Toolkit Service - SCP Storage Charge, Per SMS Access Account, Per 100 Kilobytes					1.46								
	AIN Toolkit Service - Monthly report - Per AIN Toolkit Service Subscription			CAM	BAPMS	15.96	22.64	22.64				18.94	18.94	
	AIN Toolkit Service - Special Study - Per AIN Toolkit Service Subscription			CAM	BAPLS	0.0861109	22.64	22.64				18.94	18.94	
	AIN Toolkit Service - Call Event Report - Per AIN Toolkit Service Subscription			CAM	BAPDS	15.87	22.64	22.64				18.94	18.94	
	AIN Toolkit Service - Call Event Special Study - Per AIN Toolkit Service Subscription			CAM	BAPES	0.0028704	22.64	22.64				18.94	18.94	
<b>ENHANCED EXTENDED LINK (EELs)</b>														
<b>NOTE: The monthly recurring and non-recurring charges below will apply and the Switch-As-Is Charge will not apply for EELs provisioned as ' Ordinarily Combined' Network Elements.</b>														
<b>NOTE: The monthly recurring and the Switch-As-Is Charge and not the non-recurring charges below will apply for EELs provisioned as ' Currently Combined' Network Elements.</b>														
<b>NOTE: Minimum billing is one month for DS1 and below and three months above DS1 services.</b>														
<b>2-WIRE VOICE GRADE EXTENDED LOOP WITH DEDICATED DS1 INTEROFFICE TRANSPORT (EEL)</b>														
	First 2-Wire VG Loop(SL2) in a DS1 Interofficed Transport Combination - Zone 1		1	UNCVX	UEAL2	16.84	104.14	78.10				18.94	8.42	
	First 2-Wire VG Grade Loop(SL2) in a DS1 Interofficed Transport Combination - Zone 2		2	UNCVX	UEAL2	19.45	104.14	78.10				18.94	8.42	
	First 2-Wire VG Grade Loop(SL2) in a DS1 Interofficed Transport Combination - Zone 3		3	UNCVX	UEAL2	30.92	104.14	78.10				18.94	8.42	
	Interoffice Transport - Dedicated - DS1 combination - Per Mile per month			UNC1X	1L5XX	0.4523								
	Interoffice Transport - Dedicated - DS1 combination - Facility Termination per month			UNC1X	U1TF1	78.47	194.63	141.51				33.63	27.49	19.88
	DS1 Channelization System Per Month			UNC1X	MQ1	126.22								
	Voice Grade COCI - DS1 To Ds0 Interface - Per Month			UNCVX	1D1VG	1.17	12.02	8.66				18.94	8.42	
	Each Additional 2-Wire VG Loop(SL 2) in the same DS1 Interoffice Transport Combination - Zone 1		1	UNCVX	UEAL2	16.84	104.14	78.10				18.94	8.42	

UNBUNDLED NETWORK ELEMENTS - Georgia										Attachment: 2		Exhibit: B								
CATEGORY	RATE ELEMENTS	Interim	Zone	BCS	USOC	RATES (\$)	Svc Order Submitted Elec per LSR	Svc Order Submitted Manually per LSR	Incremental Charge - Manual Svc Order vs. Electronic-1st	Incremental Charge - Manual Svc Order vs. Electronic-Add'l	Incremental Charge - Manual Svc Order vs. Electronic-Disc 1st	Incremental Charge - Manual Svc Order vs. Electronic-Disc Add'l	OSS Rates (\$)							
													Rec	Nonrecurring		Nonrecurring Disconnect		SOMEc	SOMAN	SOMAN
	Each Additional 2-Wire VG Loop(SL2) in the same DS1 Interoffice Transport Combination - Zone 2		2	UNCVX	UEAL2	19.45							18.94	8.42						
	Each Additional 2-Wire VG Loop(SL2) in the same DS1 Interoffice Transport Combination - Zone 3		3	UNCVX	UEAL2	30.92							18.94	8.42						
	Voice Grade COCI - DS1 to DS0 Channel System combination - per month			UNCVX	1D1VG	1.17							18.94	8.42						
	Nonrecurring Currently Combined Network Elements Switch -As-Is Charge			UNC1X	UNCCC								45.46	15.72						
<b>4-WIRE VOICE GRADE EXTENDED LOOP WITH DEDICATED DS1 INTEROFFICE TRANSPORT (EEL)</b>																				
	First 4-Wire Analog Voice Grade Loop in a DS1 Interoffice Transport Combination - Zone 1		1	UNCVX	UEAL4	22.26							18.94	8.42						
	First 4-Wire Analog Voice Grade Loop in a DS1 Interoffice Transport Combination - Zone 2		2	UNCVX	UEAL4	25.70							18.94	8.42						
	First 4-Wire Analog Voice Grade Loop in a DS1 Interoffice Transport Combination - Zone 3		3	UNCVX	UEAL4	40.86							18.94	8.42						
	Interoffice Transport - Dedicated - DS1 combination - Per Mile Per Month			UNC1X	1L5XX	0.4523														
	Interoffice Transport - Dedicated - DS1 - Facility Termination Per Month			UNC1X	U1TF1	78.47							33.63	27.49	19.88	11.85				
	Channelization - Channel System DS1 to DS0 combination Per Month			UNC1X	MQ1	126.22														
	Voice Grade COCI - DS1 to DS0 Channel System combination - per month			UNCVX	1D1VG	1.17							18.94	8.42						
	Additional 4-Wire Analog Voice Grade Loop in same DS1 Interoffice Transport Combination - Zone 1		1	UNCVX	UEAL4	22.26							18.94	8.42						
	Additional 4-Wire Analog Voice Grade Loop in same DS1 Interoffice Transport Combination - Zone 2		2	UNCVX	UEAL4	25.70							18.94	8.42						
	Additional 4-Wire Analog Voice Grade Loop in same DS1 Interoffice Transport Combination - Zone 3		3	UNCVX	UEAL4	40.86							18.94	8.42						
	Voice Grade COCI - DS1 to DS0 Channel System combination - per month			UNCVX	1D1VG	1.17							18.94	8.42						
	Nonrecurring Currently Combined Network Elements Switch -As-Is Charge			UNC1X	UNCCC								45.46	15.72						
<b>4-WIRE 56 KBPS EXTENDED DIGITAL LOOP WITH DEDICATED DS1 INTEROFFICE TRANSPORT (EEL)</b>																				
	First 4-Wire 56Kbps Digital Grade Loop in a DS1 Interoffice Transport Combination - Zone 1		1	UNCDX	UDL56	25.75							18.94	8.42						
	First 4-wire 56Kbps Digital Grade Loop in a DS1 Interoffice Transport Combination - Zone 2		2	UNCDX	UDL56	29.74							18.94	8.42						
	First 4-Wire 56Kbps Digital Grade Loop in a DS1 Interoffice Transport Combination - Zone 3		3	UNCDX	UDL56	47.27							18.94	8.42						
	Interoffice Transport - Dedicated - DS1 combination - Per Mile Per Month			UNC1X	1L5XX	0.4523														
	Interoffice Transport - Dedicated - DS1 - combination Facility Termination Per Month			UNC1X	U1TF1	78.47							33.63	27.49	19.88	11.85				
	Channelization - Channel System DS1 to DS0 combination Per Month			UNC1X	MQ1	126.22														
	OCU-DP COCI (data) - DS1 to DS0 Channel System - per month (2.4-64kbs)			UNCDX	1D1DD	1.86							18.94	8.42						
	Additional 4-Wire 56Kbps Digital Grade Loop in same DS1 Interoffice Transport Combination - Zone 1		1	UNCDX	UDL56	25.75							18.94	8.42						
	Additional 4-Wire 56Kbps Digital Grade Loop in same DS1 Interoffice Transport Combination - Zone 2		2	UNCDX	UDL56	29.74							18.94	8.42						
	Additional 4-Wire 56Kbps Digital Grade Loop in same DS1 Interoffice Transport Combination - Zone 3		3	UNCDX	UDL56	47.27							18.94	8.42						
	OCU-DP COCI (data) - DS1 to DS0 Channel System - combination per month (2.4-64kbs)			UNCDX	1D1DD	1.86							18.94	8.42						
	Nonrecurring Currently Combined Network Elements Switch -As-Is Charge			UNC1X	UNCCC								18.94	8.42						
<b>4-WIRE 64 KBPS EXTENDED DIGITAL LOOP WITH DEDICATED DS1 INTEROFFICE TRANSPORT (EEL)</b>																				

UNBUNDLED NETWORK ELEMENTS - Georgia										Attachment: 2		Exhibit: B						
CATEGORY	RATE ELEMENTS	Interim	Zone	BCS	USOC	RATES (\$)	Svc Order Submitted Elec per LSR	Svc Order Submitted Manually per LSR	Incremental Charge - Manual Svc Order vs. Electronic-1st	Incremental Charge - Manual Svc Order vs. Electronic-Add'l	Incremental Charge - Manual Svc Order vs. Electronic-Disc 1st	Incremental Charge - Manual Svc Order vs. Electronic-Disc Add'l						
													Rec	Nonrecurring		Nonrecurring Disconnect		OSS Rates (\$)
							First	Add'l	First	Add'l	SOMEc	SOMAN	SOMAN	SOMAN	SOMAN	SOMAN	SOMAN	
	First 4-Wire 64Kbps Digital Grade Loop in a DS1 Interoffice Transport Combination - Zone 1		1	UNCDX	UDL64	25.75	348.55	241.20					18.94	8.42				
	First 4-Wire 64Kbps Digital Grade Loop in a DS1 Interoffice Transport Combination - Zone 2		2	UNCDX	UDL64	29.74	348.55	241.20					18.94	8.42				
	First 4-Wire 64Kbps Digital Grade Loop in a DS1 Interoffice Transport Combination - Zone 3		3	UNCDX	UDL64	47.27	348.55	241.20					18.94	8.42				
	Interoffice Transport - Dedicated - DS1 combination - Per Mile Per Month			UNC1X	1L5XX	0.4523												
	Interoffice Transport - Dedicated - DS1 combination - Facility Termination Per Month			UNC1X	U1TF1	78.47	194.63	141.51					33.63	27.49	19.88	11.85		
	Channelization - Channel System DS1 to DS0 combination Per Month			UNC1X	MQ1	126.22												
	OCU-DP COCI (data) - DS1 to DS0 Channel System combination - per month (2.4-64kbs)			UNCDX	1D1DD	1.86	12.02	8.66					18.94	8.42				
	Additional 4-Wire 64Kbps Digital Grade Loopin same DS1 Interoffice Transport Combination - Zone 1		1	UNCDX	UDL64	25.75	348.55	241.20					18.94	8.42				
	Additional 4-Wire 64Kbps Digital Grade Loopin same DS1 Interoffice Transport Combination - Zone 2		2	UNCDX	UDL64	29.74	348.55	241.20					18.94	8.42				
	Additional 4-Wire 64Kbps Digital Grade Loopin same DS1 Interoffice Transport Combination - Zone 3		3	UNCDX	UDL64	47.27	348.55	241.20					18.94	8.42				
	OCU-DP COCI (data) - DS1 to DS0 Channel System combination - per month (2.4-64kbs)			UNCDX	1D1DD	1.86	12.02	8.66					18.94	8.42				
	Nonrecurring Currently Combined Network Elements Switch -As-Is Charge			UNC1X	UNCCC		12.97	11.27					45.46	15.72				
<b>4-WIRE DS1 DIGITAL EXTENDED LOOP WITH DEDICATED DS1 INTEROFFICE TRANSPORT (EEL)</b>																		
	4-Wire DS1 Digital Loop in Combination with DS1 Interoffice Transport - Zone 1		1	UNC1X	USLXX	55.53	443.20	138.69					18.94	8.42				
	4-Wire DS1 Digital Loop in Combination with DS1 Interoffice Transport - Zone 2		2	UNC1X	USLXX	64.13	443.20	138.69					18.94	8.42				
	4-Wire DS1 Digital Loop in Combination with DS1 Interoffice Transport - Zone 3		3	UNC1X	USLXX	101.93	443.20	138.69					18.94	8.42				
	Interoffice Transport - Dedicated - DS1 combination - Per Mile Per Month			UNC1X	1L5XX	0.4523												
	Interoffice Transport - Dedicated - DS1 combination - Facility Termination Per Month			UNC1X	U1TF1	78.47	194.63	141.51					33.63	27.49	19.88	11.85		
	Nonrecurring Currently Combined Network Elements Switch -As-Is Charge			UNC1X	UNCCC		12.97	11.27					45.46	15.72				
<b>4-WIRE DS1 DIGITAL EXTENDED LOOP WITH DEDICATED DS3 INTEROFFICE TRANSPORT (EEL)</b>																		
	First DS1Loop in DS3 Interoffice Transport Combination - Zone 1		1	UNC1X	USLXX	55.53	443.20	138.69					18.94	8.42				
	First DS1Loop in DS3 Interoffice Transport Combination - Zone 2		2	UNC1X	USLXX	64.13	443.20	138.69					18.94	8.42				
	First DS1Loop in DS3 Interoffice Transport Combination - Zone 3		3	UNC1X	USLXX	101.93	443.20	138.69					18.94	8.42				
	Interoffice Transport - Dedicated - DS3 combination - Per Mile Per Month			UNC3X	1L5XX	2.72												
	Interoffice Transport - Dedicated - DS3 - Facility Termination per month			UNC3X	U1TF3	788.00	198.45	153.15					37.55	37.55	18.03	18.03		
	DS3 to DS1 Channel System combination per month			UNC3X	MQ3	137.73	196.66	204.61					18.94	8.42				
	DS3 Interface Unit (DS1 COCI) combination per month			UNC1X	UC1D1	11.02	12.02	8.66					18.94	8.42				
	Additional DS1Loop in DS3 Interoffice Transport Combination - Zone 1		1	UNC1X	USLXX	55.53	443.20	138.69					18.94	8.42				
	Additional DS1Loop in DS3 Interoffice Transport Combination - Zone 2		2	UNC1X	USLXX	64.13	443.20	138.69					18.94	8.42				
	Additional DS1Loop in DS3 Interoffice Transport Combination - Zone 3		3	UNC1X	USLXX	101.93	443.20	138.69					18.94	8.42				
	DS3 Interface Unit (DS1 COCI) combination per month			UNC1X	UC1D1	11.02	12.02	8.66					18.94	8.42				
	Nonrecurring Currently Combined Network Elements Switch -As-Is Charge			UNC3X	UNCCC		12.97	11.27					45.46	15.72				

UNBUNDLED NETWORK ELEMENTS - Georgia							Attachment: 2		Exhibit: B			
CATEGORY	RATE ELEMENTS	Interim	Zone	BCS	USOC	RATES (\$)	Svc Order Submitted Elec per LSR	Svc Order Submitted Manually per LSR	Incremental Charge - Manual Svc Order vs. Electronic-1st	Incremental Charge - Manual Svc Order vs. Electronic-Add'l	Incremental Charge - Manual Svc Order vs. Electronic-Disc 1st	Incremental Charge - Manual Svc Order vs. Electronic-Disc Add'l
2-WIRE VOICE GRADE EXTENDED LOOP/ 2 WIRE VOICE GRADE INTEROFFICE TRANSPORT (EEL)												
	2-WireVG Loop used with 2-wire VG Interoffice Transport Combination - Zone 1		1	UNCVX	UEAL2	16.84	104.14	78.10			18.94	8.42
	2-WireVG Loop used with 2-wire VG Interoffice Transport Combination - Zone 2		2	UNCVX	UEAL2	19.45	104.14	78.10			18.94	8.42
	2-WireVG Loop used with 2-wire VG Interoffice Transport Combination - Zone 3		3	UNCVX	UEAL2	30.92	104.14	78.10			18.94	8.42
	Interoffice Transport - Dedicated - 2-wire VG combination - Per Mile Per Month			UNCVX	1L5XX	0.0222						
	Interoffice Transport - Dedicated - 2-Wire Voice Grade combination - Facility Termination per month			UNCVX	U1TV2	17.07	79.61	36.08			18.94	18.94
	Nonrecurring Currently Combined Network Elements Switch -As-Is Charge			UNCVX	UNCCC		12.97	11.27			45.46	15.72
4-WIRE VOICE GRADE EXTENDED LOOP/ 4 WIRE VOICE GRADE INTEROFFICE TRANSPORT (EEL)												
	4-WireVG Loop used with 4-wire VG Interoffice Transport Combination - Zone 1		1	UNCVX	UEAL4	22.26	206.95	170.57			18.94	8.42
	4-WireVG Loop used with 4-wire VG Interoffice Transport Combination - Zone 2		2	UNCVX	UEAL4	25.70	206.95	170.57			18.94	8.42
	4-WireVG Loop used with 4-wire VG Interoffice Transport Combination - Zone 3		3	UNCVX	UEAL4	40.86	206.95	170.57			18.94	8.42
	Interoffice Transport - Dedicated - 4-wire VG combination - Per Mile Per Month			UNCVX	1L5XX	0.0222						
	Interoffice Transport - Dedicated - 4-Wire Voice Grade combination - Facility Termination per month			UNCVX	U1TV4	17.07	79.61	36.08			18.94	18.94
	Nonrecurring Currently Combined Network Elements Switch -As-Is Charge			UNCVX	UNCCC		12.97	11.27			45.46	15.72
DS3 DIGITAL EXTENDED LOOP WITH DEDICATED DS3 INTEROFFICE TRANSPORT (EEL)												
	High Capacity Unbundled Local Loop - DS3 combination - Per Mile per month			UNC3X	1L5ND	8.90						
	High Capacity Unbundled Local Loop - DS3 combination - Facility Termination per month			UNC3X	UE3PX	390.34	639.50	426.40			37.55	37.55
	Interoffice Transport - Dedicated - DS3 - Per Mile per month			UNC3X	1L5XX	2.72						
	Interoffice Transport - Dedicated - DS3 combination - Facility Termination per month			UNC3X	U1TF3	788.00	198.45	153.15			37.55	37.55
	Nonrecurring Currently Combined Network Elements Switch -As-Is Charge			UNC3X	UNCCC		12.97	11.27			45.46	15.72
STS1 DIGITAL EXTENDED LOOP WITH DEDICATED STS1 INTEROFFICE TRANSPORT (EEL)												
	High Capacity Unbundled Local Loop - STS1 combination - Per Mile per month			UNCSX	1L5ND	8.90						
	High Capacity Unbundled Local Loop - STS1 combination - Facility Termination per month			UNCSX	UDLS1	421.59	639.50	426.40			37.55	37.55
	Interoffice Transport - Dedicated - STS1 combination - Per Mile per month			UNCSX	1L5XX	2.72						
	Interoffice Transport - Dedicated - STS1 combination - Facility Termination per month			UNCSX	U1TFS	783.63	198.45	449.91			37.55	37.55
	Nonrecurring Currently Combined Network Elements Switch -As-Is Charge			UNCSX	UNCCC		12.97	11.27			45.46	15.72
2-WIRE ISDN EXTENDED LOOP WITH DS1 INTEROFFICE TRANSPORT (EEL)												
	First 2-Wire ISDN Loop in a DS1 Interoffice Combination Transport - Zone 1		1	UNCNX	U1L2X	21.89	233.38	180.38			18.94	8.42
	First 2-Wire ISDN Loop in a DS1 Interoffice Combination Transport - Zone 2		2	UNCNX	U1L2X	25.27	233.38	180.38			18.94	8.42
	First 2-Wire ISDN Loop in a DS1 Interoffice Combination Transport - Zone 3		3	UNCNX	U1L2X	40.17	233.38	180.38			18.94	8.42
	Interoffice Transport - Dedicated - DS1 combination - Per Mile			UNC1X	1L5XX	0.4523						
	Interoffice Transport - Dedicated - DS1 combination - Facility Termination per month			UNC1X	U1TF1	78.47	194.63	141.51			33.63	27.49
	Channelization - Channel System DS1 to DS0 combination - per month			UNC1X	MQ1	126.22						

UNBUNDLED NETWORK ELEMENTS - Georgia										Attachment: 2		Exhibit: B			
CATEGORY	RATE ELEMENTS	Interim	Zone	BCS	USOC	RATES (\$)				Svc Order Submitted Elec per LSR	Svc Order Submitted Manually per LSR	Incremental Charge - Manual Svc Order vs. Electronic-1st	Incremental Charge - Manual Svc Order vs. Electronic-Add'l	Incremental Charge - Manual Svc Order vs. Electronic-Disc 1st	Incremental Charge - Manual Svc Order vs. Electronic-Disc Add'l
						Rec	Nonrecurring		Nonrecurring Disconnect						
						First	Add'l	First	Add'l	SOMEC	SOMAN	SOMAN	SOMAN	SOMAN	SOMAN
	2-wire ISDN COCI (BRITE) - DS1 to DS0 Channel System combination - per month			UNCNX	UC1CA	3.37	12.02	8.66				33.63	27.49	19.88	11.85
	Additional 2-wire ISDN Loop in same DS1Interoffice Transport Combination - Zone 1		1	UNCNX	U1L2X	21.89	233.38	180.38				18.94	8.42		
	Additional 2-wire ISDN Loop in same DS1Interoffice Transport Combination - Zone 2		2	UNCNX	U1L2X	25.27	233.38	180.38				18.94	8.42		
	Additional 2-wire ISDN Loop in same DS1Interoffice Transport Combination - Zone 3		3	UNCNX	U1L2X	40.17	233.38	180.38				18.94	8.42		
	2-wire ISDN COCI (BRITE) - DS1 to DS0 Channel System combination - per month			UNCNX	UC1CA	3.37	12.02	8.66				33.63	27.49	19.88	11.85
	Nonrecurring Currently Combined Network Elements Switch -As-Is Charge			UNC1X	UNCCC		12.97	11.27				45.46	15.72		
<b>4-WIRE DS1 DIGITAL EXTENDED LOOP WITH DEDICATED STS-1 INTEROFFICE TRANSPORT (EEL)</b>															
	First DS1 Loop in STS1 Interoffice Transport Combination - Zone 1		1	UNC1X	USLXX	55.53	443.20	138.69				18.94	8.42		
	First DS1 Loop in STS1 Interoffice Transport Combination - Zone 2		2	UNC1X	USLXX	64.13	443.20	138.69				18.94	8.42		
	First DS1 Loop in STS1 Interoffice Transport Combination - Zone 3		3	UNC1X	USLXX	101.93	443.20	138.69				18.94	8.42		
	Interoffice Transport - Dedicated - STS1 combination - Per Mile Per Month			UNCSX	1L5XX	2.72									
	Interoffice Transport - Dedicated - STS1 combination - Facility Termination			UNCSX	U1TFS	783.63	198.45	449.91				37.55	37.55	18.08	18.03
	STS1 to DS1 Channel System combination per month			UNCSX	MQ3	182.04	196.66	204.61				37.55	37.55	18.08	18.03
	DS3 Interface Unit (DS1 COCI) combination per month			UNC1X	UC1D1	11.02	12.02	8.66				37.55	37.55	18.08	18.03
	Additional DS1Loop in STS1 Interoffice Transport Combination - Zone 1		1	UNC1X	USLXX	55.53	443.20	138.69				18.94	8.42		
	Additional DS1Loop in STS1 Interoffice Transport Combination - Zone 2		2	UNC1X	USLXX	64.13	443.20	138.69				18.94	8.42		
	Additional DS1Loop in STS1 Interoffice Transport Combination - Zone 3		3	UNC1X	USLXX	101.93	443.20	138.69				18.94	8.42		
	DS3 Interface Unit (DS1 COCI) combination per month			UNC1X	UC1D1	11.02	12.02	8.66				18.94	8.42		
	Nonrecurring Currently Combined Network Elements Switch -As-Is Charge			UNCSX	UNCCC		12.97	11.27				45.46	15.72		
<b>4-WIRE 56 KBPS DIGITAL EXTENDED LOOP WITH 56 KBPS INTEROFFICE TRANSPORT (EEL)</b>															
	4-wire 56 kbps Loop/4-wire 56 kbps Interoffice Transport Combination - Zone 1		1	UNCDX	UDL56	25.75	384.56	241.20				18.94	8.42		
	4-wire 56 kbps Loop/4-wire 56 kbps Interoffice Transport Combination - Zone 2		2	UNCDX	UDL56	29.74	384.56	241.20				18.94	8.42		
	4-wire 56 kbps Loop/4-wire 56 kbps Interoffice Transport Combination - Zone 3		3	UNCDX	UDL56	47.27	384.56	241.20				18.94	8.42		
	Interoffice Transport - Dedicated - 4-wire 56 kbps combination - Per Mile			UNCDX	1L5XX	0.0222									
	Interoffice Transport - Dedicated - 4-wire 56 kbps combination - Facility Termination			UNCDX	U1TD5	16.45	147.07	111.75				33.63	27.49	19.88	11.85
	Nonrecurring Currently Combined Network Elements Switch -As-Is Charge			UNCDX	UNCCC		12.97	11.27				45.46	15.72		
<b>4-WIRE 64 KBPS DIGITAL EXTENDED LOOP WITH 64 KBPS INTEROFFICE TRANSPORT (EEL)</b>															
	4-wire 64 kbps Loop/4-wire 64 kbps Interoffice Transport Combination - Zone 1		1	UNCDX	UDL64	25.75	348.55	241.20				18.94	8.42		
	4-wire 64 kbps Loop/4-wire 64 kbps Interoffice Transport Combination - Zone 2		2	UNCDX	UDL64	29.74	348.55	241.20				18.94	8.42		
	4-wire 64 kbps Loop/4-wire 64 kbps Interoffice Transport Combination - Zone 3		3	UNCDX	UDL64	47.27	348.55	241.20				18.94	8.42		
	Interoffice Transport - Dedicated - 4-wire 64 kbps combination - Per Mile			UNCDX	1L5XX	0.0222									
	Interoffice Transport - Dedicated - 4-wire 64 kbps combination - Facility Termination			UNCDX	U1TD6	16.45	147.07	111.75				33.63	27.49	19.88	11.85

UNBUNDLED NETWORK ELEMENTS - Georgia										Attachment: 2		Exhibit: B	
CATEGORY	RATE ELEMENTS	Interim	Zone	BCS	USOC	RATES (\$)	Svc Order Submitted Elec per LSR	Svc Order Submitted Manually per LSR	Incremental Charge - Manual Svc Order vs. Electronic-1st	Incremental Charge - Manual Svc Order vs. Electronic-Add'l	Incremental Charge - Manual Svc Order vs. Electronic-Disc 1st	Incremental Charge - Manual Svc Order vs. Electronic-Disc Add'l	
													Rec
	Nonrecurring Currently Combined Network Elements Switch -As-Is Charge			UNCDX	UNCCC	12.97	11.27			45.46	15.72		
<b>ADDITIONAL NETWORK ELEMENTS</b>													
When used as a part of a currently combined facility, the non-recurring charges do not apply, but a Switch As Is charge does apply.													
When used as ordinarily combined network elements in All States, the non-recurring charges apply and the Switch As Is Charge does not.													
Nonrecurring Currently Combined Network Elements "Switch As Is" Charge (One applies to each combination)													
	Nonrecurring Currently Combined Network Elements Switch -As-Is Charge - 2 wire/4-Wire VG			UNCVX	UNCCC	12.97	11.27			18.94	18.94		
	Nonrecurring Currently Combined Network Elements Switch -As-Is Charge - 56/64 kbps			UNCDX	UNCCC	12.97	11.27			18.94	18.94		
	Nonrecurring Currently Combined Network Elements Switch -As-Is Charge - DS1			UNC1X	UNCCC	12.97	11.27			18.94	18.94		
	Nonrecurring Currently Combined Network Elements Switch -As-Is Charge - DS3			UNC3X	UNCCC	12.97	11.27			18.94	18.94		
	Nonrecurring Currently Combined Network Elements Switch -As-Is Charge - STS1			UNCSX	UNCCC	12.97	11.27			18.94	18.94		
<b>NOTE: Local Channel - Dedicated Transport - minimum billing period - Below DS3=one month, DS3 and above=four months</b>													
	Local Channel - Dedicated - 2-Wire Voice Grade			UNCVX	ULDV2	13.91	272.07	60.43		18.94	18.94		
	Local Channel - Dedicated - 4-Wire Voice Grade			UNCVX	ULDV4	14.99	272.07	60.43		18.94	18.94		
	Local Channel - Dedicated - DS1			UNC1X	ULDF1	38.36	356.15	312.89					
	Local Channel - Dedicated - DS3 - Per Mile per month			UNC3X	1L5NC	6.92							
	Local Channel - Dedicated - DS3 - Facility Termination			UNC3X	ULDF3	515.91	639.50	426.31		18.94	18.94		
	Local Channel - Dedicated - STS-1 - Per Mile per month			UNCSX	1L5NC	6.92							
	Local Channel - Dedicated - STS-1 - Facility Termination			UNCSX	ULDFS	517.56	639.50	426.31		18.94	18.94		
<b>Optional Features &amp; Functions:</b>													
<b>MULTIPLEXERS</b>													
<b>NOTE: minimum billing period is one month for DS1 to DS0 Channel System and interfaces</b>													
<b>NOTE: minimum billing period is three months for DS3 to DS1 and above Channel System and interfaces</b>													
	Channelization - DS1 to DS0 Channel System			UXTD1	MQ1	126.22	198.22	123.59		14.75	6.55	10.70	
	OCU-DP COCI (data) - DS1 to DS0 Channel System - per month (2.4-64kbs)			UDL	1D1DD	1.86	12.02	8.66		14.75	6.55	10.70	
	2-wire ISDN COCI (BRITE) - DS1 to DS0 Channel System - per month			UDN	UC1CA	3.37	12.02	8.66		14.75	6.55	10.70	
	Voice Grade COCI - DS1 to DS0 Channel System - per month			UEA	1D1VG	1.17	12.02	8.66		14.75	6.55	10.70	
	DS3 to DS1 Channel System per month			UXTD3	MQ3	182.04	265.91	188.78		14.75	6.55	10.70	
	STS1 to DS1 Channel System per month			UXTS1	MQ3	182.04	265.91	188.78		14.75	6.55	10.70	
	DS3 Interface Unit (DS1 COCI) used with Loop per month			USL	UC1D1	11.02	12.02	8.66		14.75	6.55	10.70	
	DS3 Interface Unit (DS1 COCI) used with Local Channel per month			ULDD1	UC1D1	11.02	12.02	8.66		14.75	6.55	10.70	
	DS3 Interface Unit (DS1 COCI) used with Interoffice Channel per month			U1TD1	UC1D1	11.02	12.02	8.66		14.75	6.55	10.70	
<b>Sub-Loop Feeder</b>													
	Unbundled Sub-Loop Feeder Loop, 4-Wire DS1 - Statewide		sw	UNC1X	USBFG	79.30	203.69	128.76	124.09	34.80			
	Unbundled Sub-Loop Feeder Loop, 4-Wire DS1 - Zone 1		1	UNC1X	USBFG								
	Unbundled Sub-Loop Feeder Loop, 4-Wire DS1 - Zone 2		2	UNC1X	USBFG								
	Unbundled Sub-Loop Feeder Loop, 4-Wire DS1 - Zone 3		3	UNC1X	USBFG								
	Unbundled Sub-Loop Feeder Loop, 4-Wire DS1 - Zone 4		4	UNC1X	USBFG								
<b>UNBUNDLED LOCAL EXCHANGE SWITCHING(PORTS)</b>													
<b>Exchange Ports</b>													
<b>NOTE: Although the Port Rate includes all available features in GA, KY, LA &amp; TN, the desired features will need to be ordered using retail USOCs</b>													
<b>2-WIRE VOICE GRADE LINE PORT RATES (RES)</b>													
	Exchange Ports - 2-Wire Analog Line Port- Res.			UEPSR	UEPRL	1.85	17.16	17.16		18.94	8.42		
	Exchange Ports - 2-Wire Analog Line Port with Caller ID - Res.			UEPSR	UEPRC	1.85	17.16	17.16		18.94	8.42		
	Exchange Ports - 2-Wire Analog Line Port outgoing only - Res.			UEPSR	UEPRO	1.85	17.16	17.16		18.94	8.42		
	Exchange Ports - 2-Wire VG unbundled res, low usage line port with Caller ID (LUM)			UEPSR	UEPAP	1.85		17.16		18.94	8.42		





UNBUNDLED NETWORK ELEMENTS - Georgia										Attachment: 2		Exhibit: B			
CATEGORY	RATE ELEMENTS	Interim	Zone	BCS	USOC	RATES (\$)				Svc Order Submitted Elec per LSR	Svc Order Submitted Manually per LSR	Incremental Charge - Manual Svc Order vs. Electronic-1st	Incremental Charge - Manual Svc Order vs. Electronic-Add'l	Incremental Charge - Manual Svc Order vs. Electronic-Disc 1st	Incremental Charge - Manual Svc Order vs. Electronic-Disc Add'l
						Rec	Nonrecurring		Nonrecurring Disconnect						
							First	Add'l	First	Add'l	SOMEc	SOMAN	SOMAN	SOMAN	SOMAN
	2-Wire voice unbundled Georgia basic dialing port - PBX Toll Terminal Ports			UEPSP	UEPPT	1.85	17.16	17.16					18.94	8.42	
	2-Wire voice unbundled Georgia basic dialing port - PBX LD DDD Terminal Port			UEPSP	UEPPU	1.85	17.16	17.16					18.94	8.42	
	2-Wire voice unbundled Georgia basic dialing port - PBX LD Terminal Switchboard Port			UEPSP	UEPPV	1.85	17.16	17.16					18.94	8.42	
	2-Wire voice unbundled Georgia basic dialing port - PBX LD Terminal Switchboard DDD Capable Port			UEPSP	UEPPW	1.85	17.16	17.16					18.94	8.42	
	Subsequent Activity			UEPSP	USASC	0.00	0.00	0.00					18.94	8.42	
	<b>FEATURES</b>														
	All Available Vertical Features			UEPSP	UEPSE	UEPVF	0.00	0.00	0.00				18.94	8.42	
	<b>EXCHANGE PORT RATES (COIN)</b>														
	Exchange Ports - Coin Port					2.05	17.16	17.16					18.94	8.42	
	<b>NOTE: Transmission/usage charges associated with POTS circuit switched usage will also apply to circuit switched voice and/or circuit switched data transmission by B-Channels associated with 2-wire ISDN ports.</b>														
	<b>NOTE: Access to B Channel or D Channel Packet capabilities will be available only through BFR/New Business Request Process. Rates for the packet capabilities will be determined via the Bona Fide Request/New Business Request Process.</b>														
	<b>UNBUNDLED LOCAL EXCHANGE SWITCHING(PORTS)</b>														
	<b>EXCHANGE PORT RATES</b>														
	Exchange Ports - 2-Wire DID Port			UEPEX	UEPP2	11.35	61.91	61.91					19.99	19.99	19.99
	Exchange Ports - DDITS Port - 4-Wire DS1 Port with DID capability			UEPDD	UEPDD	120.80	108.38	60.88					19.99	19.99	19.99
	Exchange Ports - 2-Wire ISDN Port (See Notes below.)			UEPTX	UEPSX	U1PMA	13.47	47.37	47.37				39.98	39.98	
	All Features Offered			UEPTX	UEPSX	UEPVF	0.00	0.00	0.00						
	<b>NOTE: Transmission/usage charges associated with POTS circuit switched usage will also apply to circuit switched voice and/or circuit switched data transmission by B-Channels associated with 2-wire ISDN ports.</b>														
	<b>NOTE: Access to B Channel or D Channel Packet capabilities will be available only through BFR/New Business Request Process. Rates for the packet capabilities will be determined via the Bona Fide Request/New Business Request Process.</b>														
	Exchange Ports - 2-Wire ISDN Port -- Channel Profiles			UEPTX	UEPSX	U1UMA	0.00	0.00	0.00						
	Exchange Ports - 4-Wire ISDN DS1 Port			UEPEX	UEPEX		163.16	186.80	186.80				37.88	37.88	
	<b>UNBUNDLED PORT with REMOTE CALL FORWARDING CAPABILITY</b>														
	<b>UNBUNDLED REMOTE CALL FORWARDING SERVICE - RESIDENCE</b>														
	Unbundled Remote Call Forwarding Service, Area Calling, Res			UEPVR	UERAC	1.85	17.16	17.16					18.94	8.42	
	Unbundled Remote Call Forwarding Service, Local Calling - Res			UEPVR	UERLC	1.85	17.16	17.16					18.94	8.42	
	Unbundled Remote Call Forwarding Service, InterLATA - Res			UEPVR	UERTE	1.85	17.16	17.16					18.94	8.42	
	Unbundled Remote Call Forwarding Service, IntraLATA - Res			UEPVR	UERTR	1.85	17.16	17.16					18.94	8.42	
	<b>Non-Recurring</b>														
	Unbundled Remote Call Forwarding Service - Conversion - Switch-as-is			UEPVR	USAC2		2.01	0.31					33.67	7.88	11.17
	Unbundled Remote Call Forwarding Service - Conversion with allowed change (PIC and LPIC)			UEPVR	USACC		2.01	0.31							
	<b>UNBUNDLED REMOTE CALL FORWARDING - Bus</b>														
	Unbundled Remote Call Forwarding Service, Area Calling - Bus			UEPVB	UERAC	1.85	17.16	17.16					18.94	8.42	
	Unbundled Remote Call Forwarding Service, Local Calling - Bus			UEPVB	UERLC	1.85	17.16	17.16					18.94	8.42	
	Unbundled Remote Call Forwarding Service, InterLATA - Bus			UEPVB	UERTE	1.85	17.16	17.16					18.94	8.42	
	Unbundled Remote Call Forwarding Service, IntraLATA - Bus			UEPVB	UERTR	1.85	17.16	17.16					18.94	8.42	
	Unbundled Remote Call Forwarding Service Expanded and Exception Local Calling			UEPVB	UERVJ	1.85	17.16	17.16					18.94	8.42	
	<b>Non-Recurring</b>														
	Unbundled Remote Call Forwarding Service - Conversion - Switch-as-is			UEPVB	USAC2		2.01	0.31					33.67	7.88	11.17
	Unbundled Remote Call Forwarding Service - Conversion with allowed change (PIC and LPIC)			UEPVB	USACC		2.01	0.31							
	<b>UNBUNDLED LOCAL SWITCHING, PORT USAGE</b>														
	<b>End Office Switching (Port Usage)</b>														
	End Office Switching Function, Per MOU					0.0016333									
	End Office Trunk Port - Shared, Per MOU					0.0001564									
	<b>Tandem Switching (Port Usage) (Local or Access Tandem)</b>														
	Tandem Switching Function Per MOU					0.0006757									
	Tandem Trunk Port - Shared, Per MOU					0.0002126									



UNBUNDLED NETWORK ELEMENTS - Georgia										Attachment: 2		Exhibit: B				
CATEGORY	RATE ELEMENTS	Interim	Zone	BCS	USOC	RATES (\$)	Svc Order Submitted Elec per LSR	Svc Order Submitted Manually per LSR	Incremental Charge - Manual Svc Order vs. Electronic-1st	Incremental Charge - Manual Svc Order vs. Electronic-Add'l	Incremental Charge - Manual Svc Order vs. Electronic-Disc 1st	Incremental Charge - Manual Svc Order vs. Electronic-Disc Add'l				
													Rec	Nonrecurring		Nonrecurring Disconnect
										SOME C	SOMAN	SOMAN	SOMAN	SOMAN	SOMAN	
	2-Wire voice unbundled Georgia basic dialing port for use with Caller ID - bus			UEPBX	UEPWP	1.79	22.14	15.25	8.45	3.91			33.67	7.88	11.17	3.91
	2-Wire voice unbundled Incoming Only Port without Caller ID Capability			UEPBX	UEPBE	1.79	22.14	15.25	8.45	3.91			33.67	7.88	11.17	3.91
	<b>LOCAL NUMBER PORTABILITY</b>															
	Local Number Portability (1 per port)			UEPBX	LNPCX	0.35										
	<b>FEATURES</b>															
	All Features Offered			UEPBX	UEPVF	0.00	0.00	0.00					33.67	7.88	11.17	3.91
	<b>NONRECURRING CHARGES (NRCs) - CURRENTLY COMBINED</b>															
	2-Wire Voice Grade Loop / Line Port Combination - Conversion - Switch-as-is			UEPBX	USAC2		2.01	0.3108					33.67	7.88	11.17	3.91
	2-Wire Voice Grade Loop / Line Port Combination - Conversion - Switch with change			UEPBX	USACC		2.01	0.3108								
	<b>ADDITIONAL NRCs</b>															
	2-Wire Voice Grade Loop/Line Port Combination - Subsequent Activity			UEPBX	USAS2		0.00	0.00					33.67	7.88	11.17	3.91
	<b>2-WIRE VOICE GRADE LOOP WITH 2-WIRE LINE PORT (RES - PBX) UNE Port/Loop Combination Rates</b>															
	2-Wire VG Loop/Port Combo - Zone 1		1			12.59										
	2-Wire VG Loop/Port Combo - Zone 2		2			14.26										
	2-Wire VG Loop/Port Combo - Zone 3		3			21.62										
	<b>UNE Loop Rates</b>															
	2-Wire Voice Grade Loop (SL 1) - Zone 1		1	UEPRG	UEPLX	10.80										
	2-Wire Voice Grade Loop (SL 1) - Zone 2		2	UEPRG	UEPLX	12.47										
	2-Wire Voice Grade Loop (SL 1) - Zone 3		3	UEPRG	UEPLX	19.83										
	<b>2-Wire Voice Grade Line Port Rates (RES - PBX)</b>															
	2-Wire VG Unbundled Combination 2-Way PBX Trunk Port - Res			UEPRG	UEPRD	1.79	22.14	15.25	8.45	3.91			33.67	7.88	11.17	3.91
	2-Wire voice unbundled Georgia extended dialing port, PBX 1-Way Outdial Trunk			UEPRG	UEPPO	1.79	22.14	15.25	8.45	3.91			33.67	7.88	11.17	3.91
	<b>LOCAL NUMBER PORTABILITY</b>															
	Local Number Portability (1 per port)			UEPRG	LNPCP	3.15	0.00	0.00					33.67	7.88	11.17	3.91
	<b>FEATURES</b>															
	All Features Offered			UEPRG	UEPVF	0.00	0.00	0.00					33.67	7.88	11.17	3.91
	<b>NONRECURRING CHARGES (NRCs) - CURRENTLY COMBINED</b>															
	2-Wire Voice Grade Loop/ Line Port Combination (PBX) - Conversion - Switch-As-Is			UEPRG	USAC2		2.01	0.3108					33.67	7.88	11.17	3.91
	2-Wire Voice Grade Loop/ Line Port Combination (PBX) - Conversion - Switch with Change			UEPRG	USACC		2.01	0.3108					33.67	7.88	11.17	3.91
	<b>ADDITIONAL NRCs</b>															
	2-Wire Voice Grade Loop/ Line Port Combination (PBX) - Subsequent Activity			UEPRG	USAS2	0.00	0.00	0.00					33.67	7.88	11.17	3.91
	PBX Subsequent Activity - Change/Rearrange Multiline Hunt Group						14.64	14.64					19.99	19.99	19.99	19.99
	<b>2-WIRE VOICE GRADE LOOP WITH 2-WIRE LINE PORT (BUS - PBX) UNE Port/Loop Combination Rates</b>															
	2-Wire VG Loop/Port Combo - Zone 1		1			12.59										
	2-Wire VG Loop/Port Combo - Zone 2		2			14.26										
	2-Wire VG Loop/Port Combo - Zone 3		3			21.62										
	<b>UNE Loop Rates</b>															
	2-Wire Voice Grade Loop (SL 1) - Zone 1		1	UEPPX	UEPLX	10.80										
	2-Wire Voice Grade Loop (SL 1) - Zone 2		2	UEPPX	UEPLX	12.47										
	2-Wire Voice Grade Loop (SL 1) - Zone 3		3	UEPPX	UEPLX	19.83										
	<b>2-Wire Voice Grade Line Port Rates (BUS - PBX)</b>															
	Line Side Unbundled Combination 2-Way PBX Trunk Port - Bus			UEPPX	UEPPC	1.79	22.14	15.25	8.45	3.91			33.67	7.88	11.17	3.91
	Line Side Unbundled Outward PBX Trunk Port - Bus			UEPPX	UEPPO	1.79	22.14	15.25	8.45	3.91			33.67	7.88	11.17	3.91
	Line Side Unbundled Incoming PBX Trunk Port - Bus			UEPPX	UEPP1	1.79	22.14	15.25	8.45	3.91			33.67	7.88	11.17	3.91
	2-Wire Voice Unbundled PBX LD Terminal Ports			UEPPX	UEPLD	1.79	22.14	15.25	8.45	3.91			33.67	7.88	11.17	3.91

UNBUNDLED NETWORK ELEMENTS - Georgia										Attachment: 2		Exhibit: B				
CATEGORY	RATE ELEMENTS	Interim	Zone	BCS	USOC	RATES (\$)					Svc Order Submitted Elec per LSR	Svc Order Submitted Manually per LSR	Incremental Charge - Manual Svc Order vs. Electronic-1st	Incremental Charge - Manual Svc Order vs. Electronic-Add'l	Incremental Charge - Manual Svc Order vs. Electronic-Disc 1st	Incremental Charge - Manual Svc Order vs. Electronic-Disc Add'l
						Rec	Nonrecurring		Nonrecurring Disconnect							
							First	Add'l	First	Add'l	SOMEc	SOMAN	SOMAN	SOMAN	SOMAN	SOMAN
	2-Wire Voice Unbundled 2-Way Combination PBX Usage Port			UEPPX	UEPXA	1.79	22.14	15.25	8.45	3.91			37.06	7.88	11.17	3.91
	2-Wire Voice Unbundled PBX Toll Terminal Hotel Ports			UEPPX	UEPXB	1.79	22.14	15.25	8.45	3.91			33.67	7.88	11.17	3.91
	2-Wire Voice Unbundled PBX LD DDD Terminals Port			UEPPX	UEPXC	1.79	22.14	15.25	8.45	3.91			33.67	7.88	11.17	3.91
	2-Wire Voice Unbundled PBX LD Terminal Switchboard Port			UEPPX	UEPXD	1.79	22.14	15.25	8.45	3.91			33.67	7.88	11.17	3.91
	2-Wire Voice Unbundled PBX LD Terminal Switchboard IDD Capable Port			UEPPX	UEPXE	1.79	22.14	15.25	8.45	3.91			33.67	7.88	11.17	3.91
	2-Wire Voice Unbundled 2-Way PBX Hotel/Hospital Economy Administrative Calling Port			UEPPX	UEPXL	1.79	22.14	15.25	8.45	3.91			33.67	7.88	11.17	3.91
	2-Wire Voice Unbundled 2-Way PBX Hotel/Hospital Economy Room Calling Port			UEPPX	UEPXM	1.79	22.14	15.25	8.45	3.91			33.67	7.88	11.17	3.91
	2-Wire Voice Unbundled 1-Way Outgoing PBX Hotel/Hospital Discount Room Calling Port			UEPPX	UEPXO	1.79	22.14	15.25	8.45	3.91			33.67	7.88	11.17	3.91
	2-Wire Voice Unbundled 1-Way Outgoing PBX Measured Port			UEPPX	UEPXS	1.79	22.14	15.25	8.45	3.91			33.67	7.88	11.17	3.91
	2-Wire voice unbundled Georgia basic dialing port - 1-Way Oudial Trunk			UEPPX	UEPWS	1.79	22.14	15.25	8.45	3.91			33.67	7.88	11.17	3.91
	2-Wire voice unbundled Georgia basic dialing port - 2-Way Trunk			UEPPX	UEPWT	1.79	22.14	15.25	8.45	3.91			33.67	7.88	11.17	3.91
	2-Wire voice unbundled Georgia basic dialing port - 2-way PBX Trunk			UEPPX	UEPPQ	1.79	22.14	15.25	8.45	3.91			33.67	7.88	11.17	3.91
	2-Wire voice unbundled Georgia basic dialing port - PBX LD Terminal Ports			UEPPX	UEPPS	1.79	22.14	15.25	8.45	3.91			33.67	7.88	11.17	3.91
	2-Wire voice unbundled Georgia basic dialing port - PBX Toll Terminal Ports			UEPPX	UEPPT	1.79	22.14	15.25	8.45	3.91			33.67	7.88	11.17	3.91
	2-Wire voice unbundled Georgia basic dialing port - PBX LD DDD Terminal Port			UEPPX	UEPPU	1.79	22.14	15.25	8.45	3.91			33.67	7.88	11.17	3.91
	2-Wire voice unbundled Georgia basic dialing port - PBX LD Terminal Switchboard Port			UEPPX	UEPPV	1.79	22.14	15.25	8.45	3.91			33.67	7.88	11.17	3.91
	2-Wire voice unbundled Georgia basic dialing port - PBX LD Terminal Switchboard DDD Capable Port			UEPPX	UEPPW	1.79	22.14	15.25	8.45	3.91			33.67	7.88	11.17	3.91
	2-Wire voice unbundled Georgia basic dialing port - PBX 2-Way Trunk			UEPPX	UEPPC	1.79	22.14	15.25	8.45	3.91			33.67	7.88	11.17	3.91
	<b>LOCAL NUMBER PORTABILITY</b>															
	Local Number Portability (1 per port)			UEPPX	LNPCP	3.15	0.00	0.00					33.67	7.88	11.17	3.91
	<b>FEATURES</b>															
	All Features Offered			UEPPX	UEPVF	0.00	0.00	0.00					33.67	7.88	11.17	3.91
	<b>NONRECURRING CHARGES (NRCs) - CURRENTLY COMBINED</b>															
	2-Wire Voice Grade Loop/ Line Port Combination (PBX) - Conversion - Switch-As-Is			UEPPX	USAC2		2.01	0.3108					33.67	7.88	11.17	3.91
	2-Wire Voice Grade Loop/ Line Port Combination (PBX) - Conversion - Switch with Change			UEPPX	USACC		2.01	0.3108					33.67	7.88	11.17	3.91
	<b>ADDITIONAL NRCs</b>															
	2-Wire Voice Grade Loop/ Line Port Combination (PBX) - Subsequent Activity			UEPPX	USAS2	0.00	0.00	0.00					33.67	7.88	11.17	3.91
	PBX Subsequent Activity - Change/Rearrange Multiline Hunt Group						14.64	14.64					19.99	19.99	19.99	19.99
	<b>2-WIRE VOICE GRADE LOOP WITH 2-WIRE ANALOG LINE COIN PORT</b>															
	<b>UNE Port/Loop Combination Rates</b>															
	2-Wire VG Coin Port/Loop Combo - Zone 1		1			12.69										
	2-Wire VG Coin Port/Loop Combo - Zone 2		2			14.36										
	2-Wire VG Coin Port/Loop Combo - Zone 3		3			21.72										
	<b>UNE Loop Rates</b>															
	2-Wire Voice Grade Loop (SL1) - Zone 1		1	UEPCO	UEPLX	10.80										
	2-Wire Voice Grade Loop (SL1) - Zone 2		2	UEPCO	UEPLX	12.47										
	2-Wire Voice Grade Loop (SL1) - Zone 3		3	UEPCO	UEPLX	19.83										
	<b>2-Wire Voice Grade Line Ports (COIN)</b>															
	2-Wire Coin 2-Way with Operator Screening (GA)			UEPCO	UEPGC	1.89	22.14	15.25	8.45	3.91			33.67	7.88	11.17	3.91
	2-Wire Coin 2-Way with Operator Screening and Blocking: 011, 900/976, 1+DDD (GA)			UEPCO	UEP2G	1.89	22.14	15.25	8.45	3.91			33.67	7.88	11.17	3.91

UNBUNDLED NETWORK ELEMENTS - Georgia										Attachment: 2		Exhibit: B				
CATEGORY	RATE ELEMENTS	Interim	Zone	BCS	USOC	RATES (\$)	Svc Order Submitted Elec per LSR	Svc Order Submitted Manually per LSR	Incremental Charge - Manual Svc Order vs. Electronic-1st	Incremental Charge - Manual Svc Order vs. Electronic-Add'l	Incremental Charge - Manual Svc Order vs. Electronic-Disc 1st	Incremental Charge - Manual Svc Order vs. Electronic-Disc Add'l				
													Rec	Nonrecurring		Nonrecurring Disconnect
										SOMEc	SOMAN	SOMAN	SOMAN	SOMAN	SOMAN	
	2-Wire Coin 2-Way with Operator Screening and 011 Blocking (GA)			UEPCO	UEPGA	1.89	22.14	15.25	8.45	3.91			33.67	7.88	11.17	3.91
	2-Wire Coin 2-Way with Operator Screening and 900/976 Blocking (GA)			UEPCO	UEPGB	1.89	22.14	15.25	8.45	3.91			33.67	7.88	11.17	3.91
	2-Wire Coin 2-Way with Operator Screening and Blocking: 900/976, 1+DDD, 011+, and Local (GA)			UEPCO	UEPCH	1.89	22.14	15.25	8.45	3.91			33.67	7.88	11.17	3.91
	2-Wire Coin Outward with Operator Screening and 011 Blocking (GA, KY, MS)			UEPCO	UEPRJ	1.89	22.14	15.25	8.45	3.91			33.67	7.88	11.17	3.91
	2-Wire Coin Outward with Operator Screening and Blocking: 900/976, 1+DDD, 011+, and Local (FL, GA)			UEPCO	UEPCQ	1.89	22.14	15.25	8.45	3.91			33.67	7.88	11.17	3.91
	2-Wire 2-Way Smartline with 900/976 (all states except LA)			UEPCO	UEPCK	1.89	22.14	15.25	8.45	3.91			33.67	7.88	11.17	3.91
	2-Wire Coin Outward Smartline with 900/976 (all states except LA)			UEPCO	UEPCR	1.89	22.14	15.25	8.45	3.91			33.67	7.88	11.17	3.91
	<b>ADDITIONAL UNE COIN PORT/LOOP (RC)</b>															
	UNE Coin Port/Loop Combo Usage (Flat Rate)			UEPCO	URECU	3.59	0.00	0.00	0.00	0.00			33.67	7.88	11.17	3.91
	<b>LOCAL NUMBER PORTABILITY</b>															
	Local Number Portability (1 per port)			UEPCO	LNPCX	0.35										
	<b>NONRECURRING CHARGES - CURRENTLY COMBINED</b>															
	2-Wire Voice Grade Loop / Line Port Combination - Conversion - Switch-as-is			UEPCO	USAC2		2.01	0.3108					33.67	7.88	11.17	3.91
	2-Wire Voice Grade Loop / Line Port Combination - Conversion - Switch with change			UEPCO	USACC		2.01	0.31					33.67	7.88	11.17	3.91
	<b>ADDITIONAL NRCS</b>															
	2-Wire Voice Grade Loop/Line Port Combination - Subsequent Activity			UEPCO	USAS2		0.00	0.00					33.67	7.88	11.17	3.91
	<b>2-WIRE VOICE LOOP/ 2WIRE VOICE GRADE IO TRANSPORT/ 2-WIRE LINE PORT (RES)</b>															
	<b>UNE Port/Loop Combination Rates</b>															
	2-Wire VG Loop/IO Transport/Port Combo - Zone 1		1			18.69										
	2-Wire VG Loop/IO Transport/Port Combo - Zone 2		2			21.30										
	2-Wire VG Loop/IO Transport/Port Combo - Zone 3		3			32.77										
	<b>UNE Loop Rates</b>															
	2-Wire Voice Grade Loop (SL2) - Zone 1		1	UEPFR	UECF2	16.84										
	2-Wire Voice Grade Loop (SL2) - Zone 2		2	UEPFR	UECF2	19.45										
	2-Wire Voice Grade Loop (SL2) - Zone 3		3	UEPFR	UECF2	30.92										
	<b>2-Wire Voice Grade Line Port Rates (Res)</b>															
	2-Wire voice unbundled port - residence			UEPFR	UEPRL	1.85	121.33	95.26	8.45	3.91			33.67	7.88	11.17	3.91
	2-Wire voice unbundled port with Caller ID - res			UEPFR	UEPRC	1.85	121.33	95.26	8.45	3.91			37.06	7.88	11.17	3.91
	2-Wire voice unbundled port outgoing only - res			UEPFR	UEPRO	1.85	121.33	95.26	8.45	3.91			33.67	7.88	11.17	3.91
	2-Wire voice unbundles res, low usage line port with Caller ID (LUM)			UEPFR	UEPAP	1.85	121.33	95.26	8.45	3.91			33.67	7.88	11.17	3.91
	2-Wire voice unbundled Georgia basic dialing port, without Caller ID capability - res			UEPFR	UEPWC	1.85	121.33	95.26	8.45	3.91			33.67	7.88	11.17	3.91
	2-Wire voice unbundled Georgia basic dialing port for use with Caller ID - res			UEPFR	UEPWQ	1.85	121.33	95.26	8.45	3.91			33.67	7.88	11.17	3.91
	2-Wire voice unbundled Georgia basic dialing port - outgoing only			UEPFR	UEPWR	1.85	121.33	95.26	8.45	3.91			33.67	7.88	11.17	3.91
	<b>INTEROFFICE TRANSPORT</b>															
	Interoffice Transport - Dedicated - 2 Wire Voice Grade - Facility Termination			UEPFR	U1TV2	17.07	79.61	36.08								
	Interoffice Transport - Dedicated - 2 Wire Voice Grade - Per Mile or Fraction Mile			UEPFR	1L5XX	0.0222										
	<b>FEATURES</b>															
	All Features Offered			UEPFR	UEPVF	0.00	0.00	0.00					33.67	7.88	11.17	3.91
	<b>LOCAL NUMBER PORTABILITY</b>															
	Local Number Portability (1 per port)			UEPFR	LNPCX	0.35										
	<b>NONRECURRING CHARGES (NRCs) - CURRENTLY COMBINED</b>															
	2-Wire Loop / Dedicated IO Transport / 2 Wire Line Port Combination - Conversion - Switch-as-is			UEPFR	USAC2		93.83	93.83					33.67	7.88	11.17	3.91







UNBUNDLED NETWORK ELEMENTS - Georgia								Attachment: 2		Exhibit: B												
CATEGORY	RATE ELEMENTS	Interim	Zone	BCS	USOC	RATES (\$)	Svc Order Submitted Elec per LSR	Svc Order Submitted Manually per LSR	Incremental Charge - Manual Svc Order vs. Electronic-1st	Incremental Charge - Manual Svc Order vs. Electronic-Add'l	Incremental Charge - Manual Svc Order vs. Electronic-Disc 1st	Incremental Charge - Manual Svc Order vs. Electronic-Disc Add'l										
													Rec	Nonrecurring		Nonrecurring Disconnect		OSS Rates (\$)				
														First	Add'l	First	Add'l	SOMEc	SOMAN	SOMAN	SOMAN	SOMAN
	2-Wire ISDN Digital Grade Loop - UNE Zone 2		2	UEPPB UEPPR USL2X		25.27							19.99	19.99								
	2-Wire ISDN Digital Grade Loop - UNE Zone 3		3	UEPPB UEPPR USL2X		40.17							19.99	19.99								
	<b>UNE Port Rate</b>																					
	Exchange Port - 2-Wire ISDN Line Side Port			UEPPB UEPPR UEPPB		13.47							19.99	19.99								
	<b>NONRECURRING CHARGES - CURRENTLY COMBINED</b>																					
	2-Wire ISDN Digital Grade Loop / 2-Wire ISDN Line Side Port Combination - Conversion			UEPPB UEPPR USACB		0.00							19.99	19.99								
	<b>ADDITIONAL NRCs</b>																					
	2-Wire ISDN Loop / 2-Wire ISDN Port Combination - Sub Actv Non Feature/Add Trunk			UEPPB UEPPR USASB									19.99	19.99								
	<b>LOCAL NUMBER PORTABILITY</b>																					
	Local Number Portability (1 per port)			UEPPB UEPPR LNPCX		0.35																
	<b>B-CHANNEL USER PROFILE ACCESS:</b>																					
	CVS/CSD (DMS/5ESS)			UEPPB UEPPR U1UCA		0.00																
	CVS (EWSD)			UEPPB UEPPR U1UCB		0.00																
	CSD			UEPPB UEPPR U1UCC		0.00																
	<b>B-CHANNEL AREA PLUS USER PROFILE ACCESS: (AL,KY,LA,MS SC,MS, &amp; TN)</b>																					
	<b>USER TERMINAL PROFILE</b>																					
	User Terminal Profile (EWSD only)			UEPPB UEPPR U1UMA		0.00																
	<b>VERTICAL FEATURES</b>																					
	All Vertical Features - One per Channel B User Profile			UEPPB UEPPR UEPVF		0.00							19.99	19.99								
	<b>INTEROFFICE CHANNEL MILEAGE</b>																					
	Interoffice Channel mileage each, including first mile and facilities termination			UEPPB UEPPR M1GNC		16.47							19.99	19.99								
	Interoffice Channel mileage each, additional mile			UEPPB UEPPR M1GNM		0.0222																
	<b>4-WIRE DS1 DIGITAL LOOP WITH 4-WIRE ISDN DS1 DIGITAL TRUNK PORT</b>																					
	<b>UNE Port/Loop Combination Rates</b>																					
	4W DS1 Digital Loop/4W ISDN DS1 Digital Trunk Port - UNE Zone 1		1	UEPPP		218.69																
	4W DS1 Digital Loop/4W ISDN DS1 Digital Trunk Port - UNE Zone 2		2	UEPPP		227.29																
	4W DS1 Digital Loop/4W ISDN DS1 Digital Trunk Port - UNE Zone 3		3	UEPPP		265.09																
	<b>UNE Loop Rates</b>																					
	4-Wire DS1 Digital Loop - UNE Zone 1		1	UEPPP USL4P		55.53							19.99	19.99								
	4-Wire DS1 Digital Loop - UNE Zone 2		2	UEPPP USL4P		64.13							19.99	19.99								
	4-Wire DS1 Digital Loop - UNE Zone 3		3	UEPPP USL4P		101.93							19.99	19.99								
	<b>UNE Port Rate</b>																					
	Exchange Ports - 4-Wire ISDN DS1 Port			UEPPP UEPPP		163.16							19.99	19.99								
	<b>NONRECURRING CHARGES - CURRENTLY COMBINED</b>																					
	4-Wire DS1 Digital Loop / 4-Wire ISDN DS1 Digital Trunk Port Combination - Conversion -Switch-as-is			UEPPP USACP		0.00							19.99	19.99								
	<b>ADDITIONAL NRCs</b>																					
	4-Wire DS1 Loop/4-W ISDN Digt Trk Port - Subsq Actv Inward/two way Tel Nos. (except NC)			UEPPP PR7TF									0.9686									
	4-Wire DS1 Loop / 4-Wire ISDN DS1 Digital Trunk Port - Outward Tel Numbers (All States except NC)			UEPPP PR7TO									22.75	22.75								
	4-Wire DS1 Loop / 4-Wire ISDN DS1 Digital Trk Port - Subsequent Inward Tel Numbers			UEPPP PR7ZT									45.49	45.49								
	<b>LOCAL NUMBER PORTABILITY</b>																					
	Local Number Portability (1 per port)			UEPPP LNPCN		1.75																
	<b>INTERFACE (Provisioning Only)</b>																					
	Voice/Data			UEPPP PR71V		0.00							0.00	0.00								
	Digital Data			UEPPP PR71D		0.00							0.00	0.00								
	Inward Data			UEPPP PR71E		0.00							0.00	0.00								
	<b>New or Additional "B" Channel</b>																					
	New or Additional - Voice/Data B Channel			UEPPP PR7BV		0.00							19.99	19.99								
	New or Additional - Digital Data B Channel			UEPPP PR7BF		0.00							19.99	19.99								

UNBUNDLED NETWORK ELEMENTS - Georgia											Attachment: 2		Exhibit: B			
CATEGORY	RATE ELEMENTS	Interim	Zone	BCS	USOC	RATES (\$)	Svc Order Submitted Elec per LSR	Svc Order Submitted Manually per LSR	Incremental Charge - Manual Svc Order vs. Electronic-1st	Incremental Charge - Manual Svc Order vs. Electronic-Add'l	Incremental Charge - Manual Svc Order vs. Electronic-Disc 1st	Incremental Charge - Manual Svc Order vs. Electronic-Disc Add'l	OSS Rates (\$)			
													Rec	Nonrecurring First	Nonrecurring Add'l	Nonrecurring Disconnect First
	New or Additional Inward Data B Channel			UEPPP	PR7BD	0.00							19.99	19.99		
<b>CALL TYPES</b>																
	Inward			UEPPP	PR7C1	0.00		0.00	0.00							
	Outward			UEPPP	PR7C0	0.00		0.00	0.00							
	Two-way			UEPPP	PR7CC	0.00		0.00	0.00							
<b>Interoffice Channel Mileage</b>																
	Fixed Each Including First Mile			UEPPP	1LN1A	78.9223		147.07	111.75	0.00			19.99	19.99		
	Each Airline-Fractional Additional Mile			UEPPP	1LN1B	0.4523										
<b>4-WIRE DS1 DIGITAL LOOP WITH 4-WIRE DDITS TRUNK PORT</b>																
<b>UNE Port/Loop Combination Rates</b>																
	4W DS1 Digital Loop/4W DDITS Trunk Port - UNE Zone 1		1	UEPDC		176.33										
	4W DS1 Digital Loop/4W DDITS Trunk Port - UNE Zone 2		2	UEPDC		184.93										
	4W DS1 Digital Loop/4W DDITS Trunk Port - UNE Zone 3		3	UEPDC		222.73										
<b>UNE Loop Rates</b>																
	4-Wire DS1 Digital Loop - UNE Zone 1		1	UEPDC	USLDC	55.53		448.92	276.00				19.99	19.99		
	4-Wire DS1 Digital Loop - UNE Zone 2		2	UEPDC	USLDC	64.13		448.92	276.60				19.99	19.99		
	4-Wire DS1 Digital Loop - UNE Zone 3		3	UEPDC	USLDC	101.93		448.92	276.60				19.99	19.99		
<b>UNE Port Rate</b>																
	4-Wire DDITS Digital Trunk Port			UEPDC	UDD1T	120.80		89.44	52.46				19.99	19.99		
<b>NONRECURRING CHARGES - CURRENTLY COMBINED</b>																
	4-Wire DS1 Digital Loop / 4-Wire DDITS Trunk Port Combination - Switch-as-is			UEPDC	USAC4			269.96	269.96				19.99	19.99		
	4-Wire DS1 Digital Loop / 4-Wire DDITS Trunk Port Combination - Conversion with DS1 Changes			UEPDC	USAWA			269.96	269.96				19.99	19.99		
	4-Wire DS1 Digital Loop / 4-Wire DDITS Trunk Port Combination - Conversion with Change - Trunk			UEPDC	USAWB			269.96	269.96				19.99	19.99		
<b>ADDITIONAL NRCS</b>																
	4-Wire DS1 Loop / 4-Wire DDITS Trunk Port - Subsequent Service Activity Per Service Order			UEPDC	USAS4			147.47	147.47							
	4-Wire DS1 Loop / 4-Wire DDITS Trunk Port - NRC - Subsequent Channel Activation/Chan - 2-Way Trunk			UEPDC	UDTTA			28.71	28.71				19.99	19.99		
	4-Wire DS1 Loop / 4-Wire DDITS Trunk Port - Subsequent Channel Activation/Chan - 1-Way Outward Trunk			UEPDC	UDTTB			28.71	28.71				19.99	19.99		
	4-Wire DS1 Loop / 4-Wire DDITS Trunk Port - Subsqt Channel Activation/Chan - Inward Trunk w/out DID			UEPDC	UDTTC			28.71	28.71				19.99	19.99		
	4-Wire DS1 Loop / 4-Wire DDITS Trunk Port - Subsqt Chan Activation Per Chan - Inward Trunk with DID			UEPDC	UDTTD			28.71	28.71				19.99	19.99		
	4-Wire DS1 Loop / 4-Wire DDITS Trunk Port - Subsqt Chan Activation / Chan - 2-Way DID w User Trans			UEPDC	UDTTE			28.71	28.71				19.99	19.99		
<b>BIPOLAR 8 ZERO SUBSTITUTION</b>																
	B8ZS - Superframe Format			UEPDC	CCOSF			0.00	600.00							
	B8ZS - Extended Superframe Format			UEPDC	CCOEF			0.00	600.00							
<b>Alternate Mark Inversion</b>																
	AMI - Superframe Format			UEPDC	MCOSF			0.00	0.00							
	AMI - Extended SuperFrame Format			UEPDC	MCOPO			0.00	0.00							
<b>Telephone Number/Trunk Group Establishment Charges</b>																
	Telephone Number for 2-Way Trunk Group			UEPDC	UDTGX	0.00										
	Telephone Number for 1-Way Outward Trunk Group			UEPDC	UDTGY	0.00										
	Telephone Number for 1-Way Inward Trunk Group Without DID			UEPDC	UDTGZ	0.00										
	DID Numbers, Establish Trunk Group and Provide First Group of 20 DID Numbers			UEPDC	NDZ	0.00	0.00	0.00								
	DID Numbers for each Group of 20 DID Numbers			UEPDC	ND4	0.00										
	DID Numbers, Non- consecutive DID Numbers , Per Number			UEPDC	ND5	0.00										
	Reserve Non-Consecutive DID Nos.			UEPDC	ND6	0.00	0.00	0.00								
	Reserve DID Numbers			UEPDC	NDV	0.00	0.00	0.00								
<b>Dedicated DS1 (Interoffice Channel Mileage) - FX/FCO for 4-Wire DS1 Digital Loop with 4-Wire DDITS Trunk Port</b>																
	Interoffice Channel Mileage - Fixed rate 0-8 miles (Facilities Termination)			UEPDC	1LNO1	78.47		147.07	111.75				19.99	19.99		

UNBUNDLED NETWORK ELEMENTS - Georgia											Attachment: 2		Exhibit: B										
CATEGORY	RATE ELEMENTS	Interim	Zone	BCS	USOC	RATES (\$)	Svc Order Submitted Elec per LSR	Svc Order Submitted Manually per LSR	Incremental Charge - Manual Svc Order vs. Electronic-1st	Incremental Charge - Manual Svc Order vs. Electronic-Add'l	Incremental Charge - Manual Svc Order vs. Electronic-Disc 1st	Incremental Charge - Manual Svc Order vs. Electronic-Disc Add'l	OSS Rates (\$)										
													Rec	Nonrecurring		Nonrecurring Disconnect		SOMEK	SOMAN	SOMAN	SOMAN	SOMAN	SOMAN
														First	Add'l	First	Add'l						
	Interoffice Channel Mileage - Additional rate per mile - 0-8 miles			UEPDC	1LNOA	0.4523																	
	Interoffice Channel Mileage - Fixed rate 9-25 miles (Facilities Termination)			UEPDC	1LNO2	0.00																	
	Interoffice Channel Mileage - Additional rate per mile - 9-25 miles			UEPDC	1LNOB	0.4523																	
	Interoffice Channel Mileage - Fixed rate 25+ miles (Facilities Termination)			UEPDC	1LNO3	0.00																	
	Interoffice Channel Mileage - Additional rate per mile - 25+ miles			UEPDC	1LNOC	0.4523																	
	Local Number Portability, per DS0 Activated			UEPDC	LNPCP	3.15																	
	Central Office Terminating Point			UEPDC	CTG	0.00																	
	<b>4-WIRE DS1 LOOP WITH CHANNELIZATION WITH PORT</b>																						
	<b>System is 1 DS1 Loop, 1 D4 Channel Bank, and up to 24 Feature Activations</b>																						
	<b>Each System can have up to 24 combinations of rates depending on type and number of ports used</b>																						
	<b>UNE DS1 Loop</b>																						
	4-Wire DS1 Loop - UNE Zone 1		1	UEPMG	USLDC	55.53																	
	4-Wire DS1 Loop - UNE Zone 2		2	UEPMG	USLDC	64.13																	
	4-Wire DS1 Loop - UNE Zone 3		3	UEPMG	USLDC	101.93																	
	<b>UNE DSO Channelization Capacities (D4 Channel Bank Configurations)</b>																						
	24 DSO Channel Capacity - 1 per DS1			UEPMG	VUM24	102.64							19.99	19.99									
	48 DSO Channel Capacity - 1 per 2 DS1s			UEPMG	VUM48	205.28							19.99	19.99									
	96 DSO Channel Capacity - 1 per 4 DS1s			UEPMG	VUM96	410.56							19.99	19.99									
	144 DSO Channel Capacity - 1 per 6 DS1s			UEPMG	VUM14	615.84							19.99	19.99									
	192 DSO Channel Capacity - 1 per 8 DS1s			UEPMG	VUM19	821.12							19.99	19.99									
	240 DSO Channel Capacity - 1 per 10 DS1s			UEPMG	VUM20	1,026.40							19.99	19.99									
	288 DSO Channel Capacity - 1 per 12 DS1s			UEPMG	VUM28	1,231.68							19.99	19.99									
	384 DSO Channel Capacity - 1 per 16 DS1s			UEPMG	VUM38	1,642.24							19.99	19.99									
	480 DSO Channel Capacity - 1 per 20 DS1s			UEPMG	VUM40	2,052.80							19.99	19.99									
	576 DSO Channel Capacity - 1 per 24 DS1s			UEPMG	VUM57	2,463.36							19.99	19.99									
	672 DSO Channel Capacity - 1 per 28 DS1s			UEPMG	VUM67	2,873.92							19.99	19.99									
	<b>Non-Recurring Charges (NRC) Associated with 4-Wire DS1 Loop with Channelization with Port - Conversion Charge Based on a System</b>																						
	<b>A Minimum System configuration is One (1) DS1, One (1) D4 Channel Bank, and Up To 24 DSO Ports with Feature Activations.</b>																						
	<b>Multiples of this configuration functioning as one are considered Add'l after the minimum system configuration is counted.</b>																						
	NRC - Conversion (Currently Combined) with or without BellSouth Allowed Changes			UEPMG	USAC4	0.00			328.35	16.52					19.99	19.99							
	<b>System Additions at End User Locations Where 4-Wire DS1 Loop with Channelization with Port Combination Currently Exists and New (Not Currently Combined) in all states, except in Density Zone 1 of Top 8 MSA's</b>																						
	1 DS1/D4 Channel Bank - Additionally Add NRC for each Port and Assoc Fea Activation			UEPMG	VUMD4	0.00			738.61	462.53	144.05	17.09			19.99	19.99							
	<b>Bipolar 8 Zero Substitution</b>																						
	Clear Channel Capability Format, superframe - Subsequent Activity Only			UEPMG	CCOSF	0.00			0.00	600.00													
	Clear Channel Capability Format - Extended Superframe - Subsequent Activity Only			UEPMG	CCOEF	0.00			0.00	600.00													
	<b>Alternate Mark Inversion (AMI)</b>																						
	Superframe Format			UEPMG	MCOSF	0.00			0.00	0.00													
	Extended Superframe Format			UEPMG	MCOPO	0.00			0.00	0.00													
	<b>Exchange Ports Associated with 4-Wire DS1 Loop with Channelization with Port Exchange Ports</b>																						
	Line Side Combination Channelized PBX Trunk Port - Business			UEPPX	UEPCX	1.79			0.00	0.00	0.00	0.00			33.67	7.88							
	Line Side Outward Channelized PBX Trunk Port - Business			UEPPX	UEPOX	1.79			0.00	0.00	0.00	0.00			33.67	7.88							
	Line Side Inward Only Channelized PBX Trunk Port without DID			UEPPX	UEP1X	1.79			0.00	0.00	0.00	0.00			33.67	7.88							
	2-Wire Trunk Side Unbundled Channelized DID Trunk Port			UEPPX	UEPDM	11.35			0.00	0.00	0.00	0.00			33.67	7.88							
	<b>Feature Activations - Unbundled Loop Concentration</b>																						
	Feature (Service) Activation for each Line Port Terminated in D4 Bank			UEPPX	1PQWM	0.62			25.09	13.25	3.99	3.97			33.67	7.88							



UNBUNDLED NETWORK ELEMENTS - Georgia							Attachment: 2		Exhibit: B					
CATEGORY	RATE ELEMENTS	Interim	Zone	BCS	USOC	RATES (\$)	Svc Order Submitted Elec per LSR	Svc Order Submitted Manually per LSR	Incremental Charge - Manual Svc Order vs. Electronic-1st	Incremental Charge - Manual Svc Order vs. Electronic-Add'l	Incremental Charge - Manual Svc Order vs. Electronic-Disc 1st	Incremental Charge - Manual Svc Order vs. Electronic-Disc Add'l		
													Rec	Nonrecurring
	NRC - 2-Wire Voice Grade Loop/Line Port Combination - Subsequent			UEPRX	USAS2	0.00					33.67	7.88	11.17	3.91
<b>2-WIRE VOICE GRADE LOOP WITH 2-WIRE LINE PORT (BUS)</b>														
<b>UNE Port/Loop Combination Rates</b>														
	2-Wire VG Loop/Port Combo - Zone 1		1			24.80								
	2-Wire VG Loop/Port Combo - Zone 2		2			26.47								
	2-Wire VG Loop/Port Combo - Zone 3		3			33.83								
<b>UNE Loop Rates</b>														
	2-Wire Voice Grade Loop (SL1) - Zone 1		1	UEPBX	UEPLX	10.80								
	2-Wire Voice Grade Loop (SL1) - Zone 2		2	UEPBX	UEPLX	12.47								
	2-Wire Voice Grade Loop (SL1) - Zone 3		3	UEPBX	UEPLX	19.83								
<b>2-Wire Voice Grade Line Port (Bus)</b>														
	2-Wire voice unbundled port without Caller ID - bus			UEPBX	UEPBL	14.00	90.00	90.00			33.67	7.88	11.17	3.91
	2-Wire voice unbundled port with Caller + E484 ID - bus			UEPBX	UEPBC	14.00	90.00	90.00			33.67	7.88	11.17	3.91
	2-Wire voice unbundled port outgoing only - bus			UEPBX	UEPBO	14.00	90.00	90.00			33.67	7.88	11.17	3.91
	2-Wire voice unbundled Georgia basic dialing port, without Caller ID capability - bus			UEPBX	UEPWD	14.00	90.00	90.00			33.67	7.88	11.17	3.91
	2-Wire voice unbundled Incoming Only Port without Caller ID Capability			UEPBX	UEPBE	14.00	90.00	90.00			33.67	7.88	11.17	3.91
	2-Wire voice unbundled Georgia basic dialing port for use with Caller ID - bus			UEPBX	UEPWP	14.00	90.00	90.00			33.67	7.88	11.17	3.91
<b>LOCAL NUMBER PORTABILITY</b>														
	Local Number Portability (1 per port)			UEPBX	LNPCX	0.35								
<b>FEATURES</b>														
	All Features Offered			UEPBX	UEPVF	0.00	0.00	0.00			33.67	7.88	11.17	3.91
<b>NONRECURRING CHARGES - CURRENTLY COMBINED</b>														
	2-Wire Voice Grade Loop / Line Port Combination - Switch-as-is			UEPBX	USAC2		41.50	41.50			33.67	7.88	11.17	3.91
	2-Wire Voice Grade Loop / Line Port Combination - Switch with change			UEPBX	USACC		41.50	41.50			33.67	7.88	11.17	3.91
<b>ADDITIONAL NRCs</b>														
	NRC - 2-Wire Voice Grade Loop/Line Port Combination - Subsequent			UEPBX	USAS2		0.00	0.00			33.67	7.88	11.17	3.91
<b>2-WIRE VOICE GRADE LOOP WITH 2-WIRE LINE PORT (RES - PBX)</b>														
<b>UNE Port/Loop Combination Rates</b>														
	2-Wire VG Loop/Port Combo - Zone 1		1			24.80								
	2-Wire VG Loop/Port Combo - Zone 2		2			26.47								
	2-Wire VG Loop/Port Combo - Zone 3		3			33.83								
<b>UNE Loop Rates</b>														
	2-Wire Voice Grade Loop (SL1) - Zone 1		1	UEPRG	UEPLX	10.80								
	2-Wire Voice Grade Loop (SL1) - Zone 2		2	UEPRG	UEPLX	12.47								
	2-Wire Voice Grade Loop (SL1) - Zone 3		3	UEPRG	UEPLX	19.83								
<b>2-Wire Voice Grade Line Port Rates (RES - PBX)</b>														
	2-Wire VG Unbundled Combination 2-Way PBX Trunk Port - Res			UEPRG	UEPRD	14.00	90.00	90.00			33.67	7.88	11.17	3.91
	2-Wire voice unbundled Georgia extended dialing port, PBX 1-Way Outdial Trunk			UEPRG	UEPPO	14.00	90.00	90.00			33.67	7.88	11.17	3.91
	2-Wire voice unbundled Low Usage Line Port without Caller ID Capability			UEPRX	UEPRT	14.00	90.00	90.00			33.67	7.88	11.17	3.91
<b>LOCAL NUMBER PORTABILITY</b>														
	Local Number Portability (1 per port)			UEPRG	LNPCP	3.15	0.00	0.00						
<b>FEATURES</b>														
	All Features Offered			UEPRG	UEPVF	0.00	0.00	0.00			33.67	7.88	11.17	3.91
<b>NONRECURRING CHARGES - CURRENTLY COMBINED</b>														
	2-Wire Voice Grade Loop/ Line Port Combination - Switch-As-Is			UEPRG	USAC2		41.50	41.50			33.67	7.88	11.17	3.91
	2-Wire Voice Grade Loop/ Line Port Combination - Switch with Change			UEPRG	USACC		41.50	41.50			33.67	7.88	11.17	3.91
<b>ADDITIONAL NRCs</b>														

UNBUNDLED NETWORK ELEMENTS - Georgia										Attachment: 2		Exhibit: B											
CATEGORY	RATE ELEMENTS	Interim	Zone	BCS	USOC	RATES (\$)	Svc Order Submitted Elec per LSR	Svc Order Submitted Manually per LSR	Incremental Charge - Manual Svc Order vs. Electronic-1st	Incremental Charge - Manual Svc Order vs. Electronic-Add'l	Incremental Charge - Manual Svc Order vs. Electronic-Disc 1st	Incremental Charge - Manual Svc Order vs. Electronic-Disc Add'l											
													Rec	Nonrecurring		Nonrecurring Disconnect		OSS Rates (\$)					
														First	Add'l	First	Add'l	SOME C	SOMAN	SOMAN	SOMAN	SOMAN	SOMAN
	2-Wire Loop/Line Side Port Combination - Non feature - Subsequent Activity - Nonrecurring					0.00	0.00			33.67	7.88	11.17	3.91										
	PBX Subsequent Activity - Change/Rearrange Multiline Hunt Group					14.64	14.64			19.99	19.99	19.99	19.99										
	<b>2-WIRE VOICE GRADE LOOP WITH 2-WIRE LINE PORT (BUS - PBX) UNE Port/Loop Combination Rates</b>																						
	2-Wire VG Loop/Port Combo - Zone 1		1			24.80																	
	2-Wire VG Loop/Port Combo - Zone 2		2			26.47																	
	2-Wire VG Loop/Port Combo - Zone 3		3			33.83																	
	<b>UNE Loop Rates</b>																						
	2-Wire Voice Grade Loop (SL1) - Zone 1		1	UEPPX	UEPLX	10.80																	
	2-Wire Voice Grade Loop (SL1) - Zone 2		2	UEPPX	UEPLX	12.47																	
	2-Wire Voice Grade Loop (SL1) - Zone 3		3	UEPPX	UEPLX	19.83																	
	<b>2-Wire Voice Grade Line Port Rates (BUS - PBX)</b>																						
	Line Side Unbundled Combination 2-Way PBX Trunk Port - Bus			UEPPX	UEPPC	14.00	90.00	90.00		33.67	7.88	11.17	3.91										
	Line Side Unbundled Outward PBX Trunk Port - Bus			UEPPX	UEPPO	14.00	90.00	90.00		33.67	7.88	11.17	3.91										
	Line Side Unbundled Incoming PBX Trunk Port - Bus			UEPPX	UEPP1	14.00	90.00	90.00		33.67	7.88	11.17	3.91										
	2-Wire Voice Unbundled PBX LD Terminal Ports			UEPPX	UEPLD	14.00	90.00	90.00		33.67	7.88	11.17	3.91										
	2-Wire Voice Unbundled 2-Way Combination PBX Usage Port			UEPPX	UEPXA	14.00	90.00	90.00		33.67	7.88	11.17	3.91										
	2-Wire Voice Unbundled PBX Toll Terminal Hotel Ports			UEPPX	UEPXB	14.00	90.00	90.00		33.67	7.88	11.17	3.91										
	2-Wire Voice Unbundled PBX LD DDD Terminals Port			UEPPX	UEPXC	14.00	90.00	90.00		33.67	7.88	11.17	3.91										
	2-Wire Voice Unbundled PBX LD Terminal Switchboard Port			UEPPX	UEPXD	14.00	90.00	90.00		33.67	7.88	11.17	3.91										
	2-Wire Voice Unbundled PBX LD Terminal Switchboard IDD Capable Port			UEPPX	UEPXE	14.00	90.00	90.00		33.67	7.88	11.17	3.91										
	2-Wire Voice Unbundled 2-Way PBX Hotel/Hospital Economy Administrative Calling Port			UEPPX	UEPXL	14.00	90.00	90.00		33.67	7.88	11.17	3.91										
	2-Wire Voice Unbundled 2-Way PBX Hotel/Hospital Economy Room Calling Port			UEPPX	UEPXM	14.00	90.00	90.00		33.67	7.88	11.17	3.91										
	2-Wire Voice Unbundled 1-Way Outgoing PBX Hotel/Hospital Discount Room Calling Port			UEPPX	UEPXM	14.00	90.00	90.00		33.67	7.88	11.17	3.91										
	2-Wire Voice Unbundled 1-Way Outgoing PBX Measured Port			UEPPX	UEPXS	14.00	90.00	90.00		33.67	7.88	11.17	3.91										
	2-Wire voice unbundled Georgia basic dialing port - 1-Way Oudial Trunk			UEPPX	UEPWS	14.00	90.00	90.00		33.67	7.88	11.17	3.91										
	2-Wire voice unbundled Georgia basic dialing port - 2-Way Trunk			UEPPX	UEPWT	14.00	90.00	90.00		33.67	7.88	11.17	3.91										
	2-Wire voice unbundled Georgia basic dialing port - 2-way PBX Trunk			UEPPX	UEPPQ	14.00	90.00	90.00		33.67	7.88	11.17	3.91										
	2-Wire voice unbundled Georgia basic dialing port - PBX LD Terminal Ports			UEPPX	UEPPS	14.00	90.00	90.00		33.67	7.88	11.17	3.91										
	2-Wire voice unbundled Georgia basic dialing port - PBX Toll Terminal Ports			UEPPX	UEPPT	14.00	90.00	90.00		33.67	7.88	11.17	3.91										
	2-Wire voice unbundled Georgia basic dialing port - PBX LD DDD Terminal Port			UEPPX	UEPPU	14.00	90.00	90.00		33.67	7.88	11.17	3.91										
	2-Wire voice unbundled Georgia basic dialing port - PBX LD Terminal Switchboard Port			UEPPX	UEPPV	14.00	90.00	90.00		33.67	7.88	11.17	3.91										
	2-Wire voice unbundled Georgia basic dialing port - PBX LD Terminal Switchboard DDD Capable Port			UEPPX	UEPPW	14.00	90.00	90.00		33.67	7.88	11.17	3.91										
	<b>LOCAL NUMBER PORTABILITY</b>																						
	Local Number Portability (1 per port)			UEPPX	LNPCP	3.15	0.00	0.00															
	<b>FEATURES</b>																						
	All Features Offered			UEPPX	UEPVF	0.00	0.00	0.00		33.67	7.88	11.17	3.91										
	<b>NONRECURRING CHARGES - CURRENTLY COMBINED</b>																						
	2-Wire Voice Grade Loop/ Line Port Combination - Switch-As-Is			UEPPX	USAC2		41.50	41.50		33.67	7.88	11.17	3.91										
	2-Wire Voice Grade Loop/ Line Port Combination - Switch with Change			UEPPX	USACC		41.50	41.50		33.67	7.88	11.17	3.91										
	<b>ADDITIONAL NRCS</b>																						

UNBUNDLED NETWORK ELEMENTS - Georgia										Attachment: 2		Exhibit: B				
CATEGORY	RATE ELEMENTS	Interim	Zone	BCS	USOC	RATES (\$)	Svc Order Submitted Elec per LSR	Svc Order Submitted Manually per LSR	Incremental Charge - Manual Svc Order vs. Electronic-1st	Incremental Charge - Manual Svc Order vs. Electronic-Add'l	Incremental Charge - Manual Svc Order vs. Electronic-Disc 1st	Incremental Charge - Manual Svc Order vs. Electronic-Disc Add'l				
													Rec	Nonrecurring		Nonrecurring Disconnect
										SOME C	SOMAN	SOMAN	SOMAN	SOMAN	SOMAN	
	2-Wire Voice Grade Loop/ Line Port Combination - Subsequent			UEPPX	USAS2	0.00						33.67	7.88	11.17	3.91	
	2 Wire Loop/Line Side Port Combination - Non feature - Subsequent Activity- Nonrecurring											33.67	7.88	11.17	3.91	
	PBX Subsequent Activity - Change/Rearrange Multiline Hunt Group											19.99	19.99	19.99	19.99	
<b>2-WIRE VOICE GRADE LOOP WITH 2-WIRE ANALOG LINE COIN PORT</b>																
<b>UNE Port/Loop Combination Rates</b>																
	2-Wire VG Coin Port/Loop Combo - Zone 1		1			24.80										
	2-Wire VG Coin Port/Loop Combo - Zone 2		2			26.47										
	2-Wire VG Coin Port/Loop Combo - Zone 3		3			33.83										
<b>UNE Loop Rates</b>																
	2-Wire Voice Grade Loop (SL1) - Zone 1		1	UEPCO	UEPLX	10.80										
	2-Wire Voice Grade Loop (SL1) - Zone 2		2	UEPCO	UEPLX	12.47										
	2-Wire Voice Grade Loop (SL1) - Zone 3		3	UEPCO	UEPLX	19.83										
<b>2-Wire Voice Grade Line Port Rates (Coin)</b>																
	2-Wire Coin 2-Way with Operator Screening (GA)			UEPCO	UEPGC	14.00	90.00	90.00				33.67	7.88	11.17	3.91	
	2-Wire Coin 2-Way with Operator Screening and Blocking: 011, 900/976, 1+DDD (GA)			UEPCO	UEP2G	14.00	90.00	90.00				33.67	7.88	11.17	3.91	
	2-Wire Coin 2-Way with Operator Screening and 011 Blocking (GA)			UEPCO	UEPGA	14.00	90.00	90.00				33.67	7.88	11.17	3.91	
	2-Wire Coin 2-Way with Operator Screening and 900/976 Blocking (GA)			UEPCO	UEPGB	14.00	90.00	90.00				33.67	7.88	11.17	3.91	
	2-Wire Coin 2-Way with Operator Screening and Blocking: 900/976, 1+DDD, 011+, and Local (GA)			UEPCO	UEPCH	14.00	90.00	90.00				33.67	7.88	11.17	3.91	
	2-Wire Coin Outward with Operator Screening and 011Blocking (GA, KY, MS)			UEPCO	UEPRJ	14.00	90.00	90.00				33.67	7.88	11.17	3.91	
	2-Wire Coin Outward with Operator Screening and Blocking: 900/976, 1+DDD, 011+, and Local (FL, GA)			UEPCO	UEPCQ	14.00	90.00	90.00				33.67	7.88	11.17	3.91	
<b>LOCAL NUMBER PORTABILITY</b>																
	Local Number Portability (1 per port)			UEPCO	LNPCX	0.35										
<b>NONRECURRING CHARGES - CURRENTLY COMBINED</b>																
	2-Wire Voice Grade Loop/ Line Port Combination - Switch-As-Is			UEPCO	USAC2		41.50	41.50				33.67	7.88	11.17	3.91	
	2-Wire Voice Grade Loop/ Line Port Combination - Switch with Change			UEPCO	USACC		41.50	41.50				33.67	7.88	11.17	3.91	
<b>ADDITIONAL NRCs</b>																
	2-Wire Voice Grade Loop/ Line Port Combination - Subsequent			UEPCO	USAS2		0.00	0.00				33.67	7.88	11.17	3.91	
<b>2-WIRE VOICE LOOP/ 2WIRE VOICE GRADE IO TRANSPORT/ 2-WIRE LINE PORT (RES)</b>																
<b>UNE Port/Loop Combination Rates</b>																
	2-Wire VG Loop/IO Tranport/Port Combo - Zone 1		1			30.84										
	2-Wire VG Loop/IO Tranport/Port Combo - Zone 2		2			33.45										
	2-Wire VG Loop/IO Tranport/Port Combo - Zone 3		3			44.92										
<b>UNE Loop Rates</b>																
	2-Wire Voice Grade Loop (SL2) - Zone 1		1	UEPFR	UECF2	16.84										
	2-Wire Voice Grade Loop (SL2) - Zone 2		2	UEPFR	UECF2	19.45										
	2-Wire Voice Grade Loop (SL2) - Zone 3		3	UEPFR	UECF2	30.92										
<b>2-Wire Voice Grade Line Port Rates (Res)</b>																
	2-Wire voice unbundled port - residence			UEPFR	UEPRL	14.00	160.00	125.00				33.67	7.88	11.17	3.91	
	2-Wire voice unbundled port with Caller ID - res			UEPFR	UEPRC	14.00	160.00	125.00				37.06	7.88	11.17	3.91	
	2-Wire voice unbundled port outgoing only - res			UEPFR	UEPRO	14.00	160.00	125.00				33.67	7.88	11.17	3.91	
	2-Wire voice unbundles res, low usage line port with Caller ID (LUM)			UEPFR	UEPAP	14.00	160.00	125.00				33.67	7.88	11.17	3.91	
	2-Wire voice unbundled Georgia basic dialing port, without Caller ID capability - res			UEPFR	UEPWC	14.00	160.00	125.00				33.67	7.88	11.17	3.91	
	2-Wire voice unbundled Georgia basic dialing port for use with Caller ID - res			UEPFR	UEPWQ	14.00	160.00	125.00				33.67	7.88	11.17	3.91	

UNBUNDLED NETWORK ELEMENTS - Georgia										Attachment: 2		Exhibit: B				
CATEGORY	RATE ELEMENTS	Interim	Zone	BCS	USOC	RATES (\$)	Svc Order Submitted Elec per LSR	Svc Order Submitted Manually per LSR	Incremental Charge - Manual Svc Order vs. Electronic-1st	Incremental Charge - Manual Svc Order vs. Electronic-Add'l	Incremental Charge - Manual Svc Order vs. Electronic-Disc 1st	Incremental Charge - Manual Svc Order vs. Electronic-Disc Add'l				
													Rec	Nonrecurring		Nonrecurring Disconnect
										SOMEc	SOMAN	SOMAN	SOMAN	SOMAN	SOMAN	
	2-Wire voice unbundled Georgia basic dialing port - outgoing only			UEPFR	UEPWR	14.00		160.00	125.00				33.67	7.88	11.17	3.91
<b>INTEROFFICE TRANSPORT</b>																
	Interoffice Transport - Dedicated - 2 Wire Voice Grade - Facility Termination			UEPFR	U1TV2	17.07		79.61	36.08							
	Interoffice Transport - Dedicated - 2 Wire Voice Grade - Per Mile or Fraction Mile			UEPFR	1L5XX	0.0222										
<b>FEATURES</b>																
	All Features Offered			UEPFR	UEPVF	0.00		0.00	0.00				33.67	7.88	11.17	3.91
<b>LOCAL NUMBER PORTABILITY</b>																
	Local Number Portability (1 per port)			UEPFR	LNPCX	0.35										
<b>NONRECURRING CHARGES (NRCs) - CURRENTLY COMBINED</b>																
	2-Wire Loop / Dedicated IO Transport / 2 Wire Line Port Combination - Conversion - Switch-as-is			UEPFR	USAC2			93.83	93.83				33.67	7.88	11.17	3.91
	2-Wire Loop / Dedicated IO Transport / 2 Wire Line Port Combination - Conversion - Switch-With-Change			UEPFR	USACC			93.83	93.83				33.67	7.88		
<b>2-WIRE VOICE LOOP/ 2WIRE VOICE GRADE IO TRANSPORT/ 2-WIRE LINE PORT (BUS)</b>																
<b>UNE Port/Loop Combination Rates</b>																
	2-Wire VG Loop/IO Tranport/Port Combo - Zone 1		1			30.84										
	2-Wire VG Loop/IO Tranport/Port Combo - Zone 2		2			33.45										
	2-Wire VG Loop/IO Tranport/Port Combo - Zone 3		3			44.92										
<b>UNE Loop Rates</b>																
	2-Wire Voice Grade Loop (SL2) - Zone 1		1	UEPFB	UECF2	16.84										
	2-Wire Voice Grade Loop (SL2) - Zone 2		2	UEPFB	UECF2	19.45										
	2-Wire Voice Grade Loop (SL2) - Zone 3		3	UEPFB	UECF2	30.92										
<b>2-Wire Voice Grade Line Port (Bus)</b>																
	2-Wire voice unbundled port without Caller ID - bus			UEPFB	UEPBL	14.00		160.00	125.00				33.67	7.88	11.17	3.91
	2-Wire voice unbundled port with Caller + E484 ID - bus			UEPFB	UEPBC	14.00		160.00	125.00				33.67	7.88	11.17	3.91
	2-Wire voice unbundled port outgoing only - bus			UEPFB	UEPBO	14.00		160.00	125.00				33.67	7.88	11.17	3.91
	2-Wire voice unbundled incoming only port with Caller ID - Bus			UEPFB	UEPB1	14.00		160.00	125.00				33.67	7.88	11.17	3.91
	2-Wire voice unbundled Georgia basic dialing port, without Caller ID capability - bus			UEPFB	UEPWD	14.00		160.00	125.00				33.67	7.88	11.17	3.91
	2-Wire voice unbundled Georgia basic dialing port for use with Caller ID - bus			UEPFB	UEPWP	14.00		160.00	125.00				33.67	7.88	11.17	3.91
<b>LOCAL NUMBER PORTABILITY</b>																
	Local Number Portability (1 per port)			UEPFB	LNPCX	0.35										
<b>INTEROFFICE TRANSPORT</b>																
	Interoffice Transport - Dedicated - 2 Wire Voice Grade - Facility Termination			UEPFB	U1TV2	17.07		79.61	36.08							
	Interoffice Transport - Dedicated - 2 Wire Voice Grade - Per Mile or Fraction Mile			UEPFB	1L5XX	0.0222										
<b>FEATURES</b>																
	All Features Offered			UEPFB	UEPVF	0.00		0.00	0.00				33.67	7.88	11.17	3.91
<b>NONRECURRING CHARGES (NRCs) - CURRENTLY COMBINED</b>																
	2-Wire Loop / Dedicated IO Transport / 2 Wire Line Port Combination - Conversion - Switch-as-is			UEPFB	USAC2			93.83	93.83				33.67	7.88	11.17	3.91
	2-Wire Loop / Dedicated IO Transport / 2 Wire Line Port Combination - Conversion - Switch with change			UEPFB	USACC			93.83	93.83							
<b>2-WIRE VOICE GRADE LOOP WITH 2-WIRE LINE PORT (BUS - PBX)</b>																
<b>UNE Port/Loop Combination Rates</b>																
	2-Wire VG Loop/IO Tranport/Port Combo - Zone 1		1			30.84										
	2-Wire VG Loop/IO Tranport/Port Combo - Zone 2		2			33.45										
	2-Wire VG Loop/IO Tranport/Port Combo - Zone 3		3			44.92										
<b>UNE Loop Rates</b>																
	2-Wire Voice Grade Loop (SL2) - Zone 1		1	UEPFP	UECF2	16.84										
	2-Wire Voice Grade Loop (SL2) - Zone 2		2	UEPFP	UECF2	19.45										
	2-Wire Voice Grade Loop (SL2) - Zone 3		3	UEPFP	UECF2	30.92										
<b>2-Wire Voice Grade Line Port Rates (BUS - PBX)</b>																



UNBUNDLED NETWORK ELEMENTS - Georgia										Attachment: 2		Exhibit: B			
CATEGORY	RATE ELEMENTS	Interim	Zone	BCS	USOC	RATES (\$)	Svc Order Submitted Elec per LSR	Svc Order Submitted Manually per LSR	Incremental Charge - Manual Svc Order vs. Electronic-1st	Incremental Charge - Manual Svc Order vs. Electronic-Add'l	Incremental Charge - Manual Svc Order vs. Electronic-Disc 1st	Incremental Charge - Manual Svc Order vs. Electronic-Disc Add'l			
							Rec	Nonrecurring		Nonrecurring Disconnect		OSS Rates (\$)			
							First	Add'l	First	Add'l	SOME C	SOMAN	SOMAN	SOMAN	SOMAN
	Line Side Unbundled Combination 2-Way PBX Trunk Port - Bus			UEPFP	UEPPC	14.00	160.00	125.00				33.67	7.88	11.17	3.91
	Line Side Unbundled Outward PBX Trunk Port - Bus			UEPFP	UEPPO	14.00	160.00	125.00				33.67	7.88	11.17	3.91
	Line Side Unbundled Incoming PBX Trunk Port - Bus			UEPFP	UEPP1	14.00	160.00	125.00				33.67	7.88	11.17	3.91
	2-Wire Voice Unbundled PBX LD Terminal Ports			UEPFP	UEPLD	14.00	160.00	125.00				33.67	7.88	11.17	3.91
	2-Wire Voice Unbundled 2-Way Combination PBX Usage Port			UEPFP	UEPXA	14.00	160.00	125.00				37.06	7.88	11.17	3.91
	2-Wire Voice Unbundled PBX Toll Terminal Hotel Ports			UEPFP	UEPXB	14.00	160.00	125.00				33.67	7.88	11.17	3.91
	2-Wire Voice Unbundled PBX LD DDD Terminals Port			UEPFP	UEPXC	14.00	160.00	125.00				33.67	7.88	11.17	3.91
	2-Wire Voice Unbundled PBX LD Terminal Switchboard Port			UEPFP	UEPXD	14.00	160.00	125.00				33.67	7.88	11.17	3.91
	2-Wire Voice Unbundled PBX LD Terminal Switchboard IDD Capable Port			UEPFP	UEPXE	14.00	160.00	125.00				33.67	7.88	11.17	3.91
	2-Wire Voice Unbundled 2-Way PBX Hotel/Hospital Economy Administrative Calling Port			UEPFP	UEPXL	14.00	160.00	125.00				33.67	7.88	11.17	3.91
	2-Wire Voice Unbundled 2-Way PBX Hotel/Hospital Economy Room Calling Port			UEPFP	UEPXM	14.00	160.00	125.00				33.67	7.88	11.17	3.91
	2-Wire Voice Unbundled 1-Way Outgoing PBX Hotel/Hospital Discount Room Calling Port			UEPFP	UEPXO	14.00	160.00	125.00				33.67	7.88	11.17	3.91
	2-Wire Voice Unbundled 1-Way Outgoing PBX Measured Port			UEPFP	UEPXS	14.00	160.00	125.00				33.67	7.88	11.17	3.91
	2-Wire voice unbundled Georgia basic dialing port - 1-Way Oudial Trunk			UEPFP	UEPWS	14.00	160.00	125.00				33.67	7.88	11.17	3.91
	2-Wire voice unbundled Georgia basic dialing port - 2-Way Trunk			UEPFP	UEPWT	14.00	160.00	125.00				33.67	7.88	11.17	3.91
<b>LOCAL NUMBER PORTABILITY</b>															
	Local Number Portability (1 per port)			UEPFP	LNPCP	3.15	0.00	0.00				33.67	7.88	11.17	3.91
<b>INTEROFFICE TRANSPORT</b>															
	Interoffice Transport - Dedicated - 2 Wire Voice Grade - Facility Termination			UEPFP	U1TV2	17.07	79.61	36.08							
	Interoffice Transport - Dedicated - 2 Wire Voice Grade - Per Mile or Fraction Mile			UEPFP	1L5XX	0.0222									
<b>FEATURES</b>															
	All Features Offered			UEPFP	UEPVF	0.00	0.00	0.00				33.67	7.88	11.17	3.91
<b>NONRECURRING CHARGES (NRCs) - CURRENTLY COMBINED</b>															
	2-Wire Loop / Dedicated IO Transport / 2 Wire Line Port Combination - Conversion - Switch-as-is			UEPFP	USAC2		93.83	93.83				33.67	7.88	11.17	3.91
	2-Wire Loop / Dedicated IO Transport / 2 Wire Line Port Combination - Conversion - Switch with change			UEPFP	USACC		93.83	93.83				33.67	7.88	11.17	3.91
<b>UNBUNDLED PORT/LOOP COMBINATIONS - MARKET BASED RATES</b>															
<b>2-WIRE VOICE GRADE LOOP- BUS ONLY - WITH 2-WIRE DID TRUNK PORT</b>															
<b>UNE Port/Loop Combination Rates</b>															
	2-Wire VG Loop/2-Wire DID Trunk Port Combo - UNE Zone 1		1				99.84								
	2-Wire VG Loop/2-Wire DID Trunk Port Combo - UNE Zone 2		2				102.45								
	2-Wire VG Loop/2-Wire DID Trunk Port Combo - UNE Zone 3		3				113.92								
<b>UNE Loop Rates</b>															
	2-Wire Analog Voice Grade Loop - (SL2) - UNE Zone 1		1	UEPPX	UECD1	16.84	104.78	78.10							
	2-Wire Analog Voice Grade Loop - (SL2) - UNE Zone 2		2	UEPPX	UECD1	19.45	104.78	78.10							
	2-Wire Analog Voice Grade Loop - (SL2) - UNE Zone 3		3	UEPPX	UECD1	30.92	104.78	104.10							
<b>UNE Port Rate</b>															
	Exchange Ports - 2-Wire DID Port			UEPPX	UEPD1	83.00	850.00	75.00				33.67	7.88		
<b>NONRECURRING CHARGES - CURRENTLY COMBINED</b>															
	2-Wire Voice Grade Loop / 2-Wire DID Trunk Port Combination - Switch-As-Is Top 8 MSAs only			UEPPX	USAC1		850.00	75.00				33.67	7.88		
	2-Wire Voice Grade Loop / 2-Wire DID Trunk Port Conversion with BellSouth Allowable Changes Top 8 MSAs only			UEPPX	USA1C		850.00	75.00				33.67	7.88		
<b>ADDITIONAL NRCs</b>															
<b>Telephone Number/Trunk Group Establishment Charges</b>															
	DID Trunk Termination (One Per Port)			UEPPX	NDT	0.00	0.00	0.00							
	DID Numbers, Establish Trunk Group and Provide First Group of 20 DID Numbers			UEPPX	NDZ	0.00	0.00	0.00							
	Additional DID Numbers for each Group of 20 DID Numbers			UEPPX	ND4	0.00	0.00	0.00							

UNBUNDLED NETWORK ELEMENTS - Georgia							Attachment: 2		Exhibit: B						
CATEGORY	RATE ELEMENTS	Interim	Zone	BCS	USOC	RATES (\$)	Svc Order Submitted Elec per LSR	Svc Order Submitted Manually per LSR	Incremental Charge - Manual Svc Order vs. Electronic-1st	Incremental Charge - Manual Svc Order vs. Electronic-Add'l	Incremental Charge - Manual Svc Order vs. Electronic-Disc 1st	Incremental Charge - Manual Svc Order vs. Electronic-Disc Add'l			
													Rec	Nonrecurring	
										SOMEc	SOMAN	SOMAN	SOMAN	SOMAN	SOMAN
	DID Numbers, Non- consecutive DID Numbers , Per Number			UEPPX	ND5	0.00		0.00	0.00						
	Reserve Non-Consecutive DID numbers			UEPPX	ND6	0.00		0.00	0.00						
	Reserve DID Numbers			UEPPX	NDV	0.00		0.00	0.00						
	<b>LOCAL NUMBER PORTABILITY</b>														
	Local Number Portability (1 per port)			UEPPX	LNPCP	3.15		0.00	0.00						
	<b>2-WIRE ISDN DIGITAL GRADE LOOP WITH 2-WIRE ISDN DIGITAL LINE SIDE PORT</b>														
	<b>UNE Port/Loop Combination Rates</b>														
	2W ISDN Digital Grade Loop/2W ISDN Digital Line Side Port - UNE Zone 1		1	UEPPB	UEPPR	81.89									
	2W ISDN Digital Grade Loop/2W ISDN Digital Line Side Port - UNE Zone 2		2	UEPPB	UEPPR	85.27									
	2W ISDN Digital Grade Loop/2W ISDN Digital Line Side Port - UNE Zone 3		3	UEPPB	UEPPR	100.17									
	<b>UNE Loop Rate</b>														
	2-Wire ISDN Digital Grade Loop - UNE Zone 1		1	UEPPB	UEPPR	USL2X	21.89	252.32	188.77			19.99	19.99		
	2-Wire ISDN Digital Grade Loop - UNE Zone 2		2	UEPPB	UEPPR	USL2X	25.27	252.32	188.77			19.99	19.99		
	2-Wire ISDN Digital Grade Loop - UNE Zone 3		3	UEPPB	UEPPR	USL2X	40.17	252.32	188.77			19.99	19.99		
	<b>UNE Port Rate</b>														
	Exchange Port - 2-Wire ISDN Line Side Port			UEPPB	UEPPR	UEPPB	60.00	525.00	400.00			19.99	19.99		
	<b>NONRECURRING CHARGES - CURRENTLY COMBINED</b>														
	2-Wire ISDN Digital Grade Loop / 2-Wire ISDN Line Side Port Combination - Conversion - Top 8 MSAs only			UEPPB	UEPPR	USACB	0.00	215.00	215.00			19.99	19.99		
	<b>ADDITIONAL NRCs</b>														
	2-Wire ISDN Loop / 2-Wire ISDN Port Combination - Sub Actvy Non Feature/Add Trunk			UEPPB	UEPPR	USASB		165.95				19.99	19.99		
	<b>LOCAL NUMBER PORTABILITY</b>														
	Local Number Portability (1 per port)			UEPPB	UEPPR	LNPCX	0.35	0.00	0.00						
	<b>B-CHANNEL USER PROFILE ACCESS:</b>														
	CVS/CSD (DMS/5ESS)			UEPPB	UEPPR	U1UCA	0.00	0.00	0.00						
	CVS (EWSD)			UEPPB	UEPPR	U1UCB	0.00	0.00	0.00						
	CSD			UEPPB	UEPPR	U1UCC	0.00	0.00	0.00						
	<b>B-CHANNEL AREA PLUS USER PROFILE ACCESS: (AL,KY,LA,MS SC,MS, &amp; TN)</b>														
	<b>USER TERMINAL PROFILE</b>														
	User Terminal Profile (EWSD only)			UEPPB	UEPPR	U1UMA	0.00	0.00	0.00						
	<b>VERTICAL FEATURES</b>														
	All Vertical Features - One per Channel B User Profile			UEPPB	UEPPR	UEPVF	0.00	0.00	0.00			19.99	19.99		
	<b>INTEROFFICE CHANNEL MILEAGE</b>														
	Interoffice Channel mileage each, including first mile and facilities termination			UEPPB	UEPPR	M1GNC	16.47	79.61	36.08			19.99	19.99		
	Interoffice Channel mileage each, additional mile			UEPPB	UEPPR	M1GNM	0.0222	0.00	0.00						
	<b>4-WIRE DS1 DIGITAL LOOP WITH 4-WIRE ISDN DS1 DIGITAL TRUNK PORT</b>														
	<b>UNE Port/Loop Combination Rates</b>														
	4W DS1 Digital Loop/4W ISDN DS1 Digital Trunk Port - UNE Zone 1		1	UEPPP		955.53									
	4W DS1 Digital Loop/4W ISDN DS1 Digital Trunk Port - UNE Zone 2		2	UEPPP		964.13									
	4W DS1 Digital Loop/4W ISDN DS1 Digital Trunk Port - UNE Zone 3		3	UEPPP		1,001.93									
	<b>UNE Loop Rates</b>														
	4-Wire DS1 Digital Loop - UNE Zone 1		1	UEPPP	USL4P	55.53	448.92	276.60			19.99	19.99			
	4-Wire DS1 Digital Loop - UNE Zone 2		2	UEPPP	USL4P	64.13	448.92	276.60			19.99	19.99			
	4-Wire DS1 Digital Loop - UNE Zone 3		3	UEPPP	USL4P	101.93	448.92	276.60			19.99	19.99			
	<b>UNE Port Rate</b>														
	Exchange Ports - 4-Wire ISDN DS1 Port			UEPPP	UEPPP		900.00	1,200.00	1,200.00			19.99	19.99		
	<b>NONRECURRING CHARGES - CURRENTLY COMBINED</b>														
	4-Wire DS1 Digital Loop / 4-Wire ISDN DS1 Digital Trunk Port Combination - Conversion - Switch-As-Is Top 8 MSAs only			UEPPP	USACP		0.00	925.00	925.00			19.99	19.99		
	<b>ADDITIONAL NRCs</b>														

UNBUNDLED NETWORK ELEMENTS - Georgia							Attachment: 2		Exhibit: B							
CATEGORY	RATE ELEMENTS	Interim	Zone	BCS	USOC	RATES (\$)	Svc Order Submitted Elec per LSR	Svc Order Submitted Manually per LSR	Incremental Charge - Manual Svc Order vs. Electronic-1st	Incremental Charge - Manual Svc Order vs. Electronic-Add'l	Incremental Charge - Manual Svc Order vs. Electronic-Disc 1st	Incremental Charge - Manual Svc Order vs. Electronic-Disc Add'l				
							Rec	Nonrecurring		Nonrecurring Disconnect		OSS Rates (\$)				
							First	Add'l	First	Add'l	SOMEc	SOMAN	SOMAN	SOMAN	SOMAN	SOMAN
	4-Wire DS1 Loop/4-W ISDN Digtl Trk Port - Subsq Actvy-Inward/two way Telephone Numbers (except NC)			UEPPP	PR7TF		0.9686									
	4-Wire DS1 Loop / 4-Wire ISDN DS1 Digital Trunk Port - Outward Tel Numbers (All States except NC)			UEPPP	PR7TO		22.75	22.75								
	4-Wire DS1 Loop / 4-Wire ISDN DS1 Digital Trk Port - Subsequent Inward Telephone Numbers			UEPPP	PR7ZT		45.49	45.49								
<b>LOCAL NUMBER PORTABILITY</b>																
	Local Number Portability (1 per port)			UEPPP	LNPCN		1.75									
<b>INTERFACE (Provisioning Only)</b>																
	Voice/Data			UEPPP	PR71V		0.00	0.00	0.00							
	Digital Data			UEPPP	PR71D		0.00	0.00	0.00							
	Inward Data			UEPPP	PR71E		0.00	0.00	0.00							
<b>New or Additional "B" Channel</b>																
	New or Additional - Voice/Data B Channel			UEPPP	PR7BV		0.00	28.71				19.99	19.99			
	New or Additional - Digital Data B Channel			UEPPP	PR7BF		0.00	28.71				19.99	19.99			
	New or Additional Inward Data B Channel			UEPPP	PR7BD		0.00	28.71				19.99	19.99			
<b>CALL TYPES</b>																
	Inward			UEPPP	PR7C1		0.00	0.00	0.00							
	Outward			UEPPP	PR7C0		0.00	0.00	0.00							
	Two-way			UEPPP	PR7CC		0.00	0.00	0.00							
<b>Interoffice Channel Mileage</b>																
	Fixed Each Including First Mile			UEPPP	1LN1A		78.9223	147.07	111.75	0.00			19.99	19.99		
	Each Airline-Fractional Additional Mile			UEPPP	1LN1B		0.4523									
<b>4-WIRE DS1 DIGITAL LOOP WITH 4-WIRE DDITS TRUNK PORT</b>																
<b>UNE Port/Loop Combination Rates</b>																
	4W DS1 Digital Loop/4W DDITS Trunk Port - UNE Zone 1		1	UEPDC			176.33									
	4W DS1 Digital Loop/4W DDITS Trunk Port - UNE Zone 2		2	UEPDC			184.93									
	4W DS1 Digital Loop/4W DDITS Trunk Port - UNE Zone 3		3	UEPDC			222.73									
<b>UNE Loop Rates</b>																
	4-Wire DS1 Digital Loop - UNE Zone 1		1	UEPDC	USLDC		55.53	448.92	276.00			19.99	19.99			
	4-Wire DS1 Digital Loop - UNE Zone 2		2	UEPDC	USLDC		64.13	448.92	276.60			19.99	19.99			
	4-Wire DS1 Digital Loop - UNE Zone 3		3	UEPDC	USLDC		101.93	448.92	276.60			19.99	19.99			
<b>UNE Port Rate</b>																
	4-Wire DDITS Digital Trunk Port			UEPDC	UDD1T		750.00	1,011.43	477.87	206.70	20.70		19.99	19.99		
<b>NONRECURRING CHARGES - CURRENTLY COMBINED</b>																
	4-Wire DS1 Digital Loop / 4-Wire DDITS Trunk Port Combination - Switch-As-Is Top 8 MSAs only			UEPDC	USAC4			269.96	269.96				19.99	19.99		
	4-Wire DS1 Digital Loop / 4-Wire DDITS Trunk Port Combination - Conversion with DS1 Changes Top 8 MSAs only			UEPDC	USAWA			269.96	269.96				19.99	19.99		
	4-Wire DS1 Digital Loop / 4-Wire DDITS Trunk Port Combination - Conversion with Change - Trunk Top 8 MSAs only			UEPDC	USAWB			269.96	269.96				19.99	19.99		
<b>ADDITIONAL NRCs</b>																
	4-Wire DS1 Loop / 4-Wire DDITS Trunk Port - Subsequent Service Activity Per Service Order			UEPDC	USAS4			147.47	147.47							
	4-Wire DS1 Loop / 4-Wire DDITS Trunk Port - NRC - Subsequent Channel Activation/Chan - 2-Way Trunk			UEPDC	UDTTA			28.71	28.71				19.99	19.99		
	4-Wire DS1 Loop / 4-Wire DDITS Trunk Port - Subsequent Channel Activation/Chan - 1-Way Outward Trunk			UEPDC	UDTTB			28.71	28.71				19.99	19.99		
	4-Wire DS1 Loop / 4-Wire DDITS Trunk Port - Subsqnt Channel Activation/Chan Inward Trunk w/out DID			UEPDC	UDTTC			28.71	28.71				19.99	19.99		
	4-Wire DS1 Loop / 4-Wire DDITS Trunk Port - Subsqnt Chan Activation Per Chan - Inward Trunk with DID			UEPDC	UDTTD			28.71	28.71				19.99	19.99		
	4-Wire DS1 Loop / 4-Wire DDITS Trunk Port - Subsqnt Chan Activation / Chan - 2-Way DID w User Trans			UEPDC	UDTTE			28.71	28.71				19.99	19.99		
<b>BIPOLAR &amp; ZERO SUBSTITUTION</b>																
	B8ZS -Superframe Format			UEPDC	CCOSF			0.00	600.00							
	B8ZS - Extended Superframe Format			UEPDC	CCOEF			0.00	600.00							

UNBUNDLED NETWORK ELEMENTS - Georgia										Attachment: 2		Exhibit: B												
CATEGORY	RATE ELEMENTS	Interim	Zone	BCS	USOC	RATES (\$)	Svc Order Submitted Elec per LSR	Svc Order Submitted Manually per LSR	Incremental Charge - Manual Svc Order vs. Electronic-1st	Incremental Charge - Manual Svc Order vs. Electronic-Add'l	Incremental Charge - Manual Svc Order vs. Electronic-Disc 1st	Incremental Charge - Manual Svc Order vs. Electronic-Disc Add'l												
													Rec	Nonrecurring		Nonrecurring Disconnect		OSS Rates (\$)						
							First	Add'l	First	Add'l	SOMEC	SOMAN	SOMAN	SOMAN	SOMAN	SOMAN								
<b>Alternate Mark Inversion</b>																								
	AMI - Superframe Format			UEPDC	MCOSF		0.00	0.00																
	AMI - Extended SuperFrame Format			UEPDC	MCOPO		0.00	0.00																
<b>Telephone Number/Trunk Group Establishment Charges</b>																								
	Telephone Number for 2-Way Trunk Group			UEPDC	UDTGX	0.00																		
	Telephone Number for 1-Way Outward Trunk Group			UEPDC	UDTGY	0.00																		
	Telephone Number for 1-Way Inward Trunk Group Without DID			UEPDC	UDTGZ	0.00																		
	DID Numbers, Establish Trunk Group and Provide First Group of 20 DID Numbers			UEPDC	NDZ	0.00	0.00	0.00																
	DID Numbers for each Group of 20 DID Numbers			UEPDC	ND4	0.00																		
	DID Numbers, Non- consecutive DID Numbers , Per Number			UEPDC	ND5	0.00																		
	Reserve Non-Consecutive DID Nos.			UEPDC	ND6	0.00	0.00	0.00																
	Reserve DID Numbers			UEPDC	NDV	0.00	0.00	0.00																
<b>Dedicated DS1 (Interoffice Channel Mileage) -</b>																								
<b>FX/FCO for 4-Wire DS1 Digital Loop with 4-Wire DDITS Trunk Port</b>																								
	Interoffice Channel Mileage - Fixed rate 0-8 miles (Facilities Termination)			UEPDC	1LNO1	78.47	147.07	111.75					19.99	19.99										
	Interoffice Channel Mileage - Additional rate per mile - 0-8 miles			UEPDC	1LNOA	0.4523	0.00	0.00																
	Interoffice Channel Mileage - Fixed rate 9-25 miles (Facilities Termination)			UEPDC	1LNO2	0.00	0.00	0.00																
	Interoffice Channel Mileage - Additional rate per mile - 9-25 miles			UEPDC	1LNOB	0.4523	0.00	0.00																
	Interoffice Channel Mileage - Fixed rate 25+ miles (Facilities Termination)			UEPDC	1LNO3	0.00	0.00	0.00																
	Interoffice Channel Mileage - Additional rate per mile - 25+ miles			UEPDC	1LNOC	0.4523	0.00	0.00																
	Local Number Portability, per DS0 Activated			UEPDC	LNPCP	3.15																		
	Central Office Terminating Point			UEPDC	CTG	0.00																		
<b>4-WIRE DS1 LOOP WITH CHANNELIZATION WITH PORT</b>																								
<b>System is 1 DS1 Loop, 1 D4 Channel Bank, and up to 24 Feature Activations</b>																								
<b>A system can have various rate combinations based on type and number of ports used</b>																								
<b>UNE DS1 Loop</b>																								
	4-Wire DS1 Loop - UNE Zone 1		1	UEPMG	USLDC	55.53	0.00	0.00																
	4-Wire DS1 Loop - UNE Zone 2		2	UEPMG	USLDC	64.13	0.00	0.00																
	4-Wire DS1 Loop - UNE Zone 3		3	UEPMG	USLDC	101.93	0.00	0.00																
<b>UNE DSO Channelization Capacities (D4 Channel Bank Configurations)</b>																								
	24 DSO Channel Capacity - 1 per DS1			UEPMG	VUM24	102.64	0.00	0.00					19.99	19.99										
	48 DSO Channel Capacity - 1 per 2 DS1s			UEPMG	VUM48	205.28	0.00	0.00					19.99	19.99										
	96 DSO Channel Capacity -1per 4 DS1s			UEPMG	VUM96	410.56	0.00	0.00					19.99	19.99										
	144 DSO Channel Capacity - 1 per 6 DS1s			UEPMG	VUM144	615.84	0.00	0.00					19.99	19.99										
	192 DSO Channel Capacity -1 per 8 DS1s			UEPMG	VUM192	821.12	0.00	0.00					19.99	19.99										
	240 DSO Channel Capacity - 1 per 10 DS1s			UEPMG	VUM240	1,026.40	0.00	0.00					19.99	19.99										
	288 DSO Channel Capacity - 1 per 12 DS1s			UEPMG	VUM288	1,231.68	0.00	0.00					19.99	19.99										
	384 DSO Channel Capacity - 1 per 16 DS1s			UEPMG	VUM384	1,642.24	0.00	0.00					19.99	19.99										
	480 DSO Channel Capacity - 1 per 20 DS1s			UEPMG	VUM480	2,052.80	0.00	0.00					19.99	19.99										
	576 DSO Channel Capacity -1 per 24 DS1s			UEPMG	VUM576	2,463.36	0.00	0.00					19.99	19.99										
	672 DSO Channel Capacity - 1 per 28 DS1s			UEPMG	VUM672	2,873.92	0.00	0.00					19.99	19.99										
<b>Non-Recurring Charges (NRC) Associated with 4-Wire DS1 Loop with Channelization with Port - Conversion Charge Based on a System</b>																								
<b>A Minimum System configuration is One (1) DS1, One (1) D4 Channel Bank, and Up To 24 DSO Ports with Feature Activations.</b>																								
<b>Multiples of this configuration functioning as one are considered Add'l after the minimum system configuration is counted.</b>																								
	NRC - Conversion (Currently Combined) with or without BellSouth Allowed Changes - Top 8 MSAs Only			UEPMG	USAC4	0.00	450.00	50.00					19.99	19.99										
<b>System Additions Where Currently Combined and New (Not Currently Combined)</b>																								
<b>In Density Zone 1 Top 8 MSAs</b>																								
	1 DS1/D4 Channel Bank - Add NRC for each Port and Assoc Fea Activation -			UEPMG	VUMD4	0.00	950.00	600.00	200.00	30.00			19.99	19.99										
<b>Bipolar 8 Zero Substitution</b>																								

UNBUNDLED NETWORK ELEMENTS - Georgia										Attachment: 2		Exhibit: B			
CATEGORY	RATE ELEMENTS	Interim	Zone	BCS	USOC	RATES (\$)				Svc Order Submitted Elec per LSR	Svc Order Submitted Manually per LSR	Incremental Charge - Manual Svc Order vs. Electronic-1st	Incremental Charge - Manual Svc Order vs. Electronic-Add'l	Incremental Charge - Manual Svc Order vs. Electronic-Disc 1st	Incremental Charge - Manual Svc Order vs. Electronic-Disc Add'l
						Rec	Nonrecurring		Nonrecurring Disconnect						
							First	Add'l	First	Add'l	SOME C	SOMAN	SOMAN	SOMAN	SOMAN
	Clear Channel Capability Format, superframe - Subsequent Activity Only			UEPMG	CCOSF	0.00	0.00	600.00							
	Clear Channel Capability Format - Extended Superframe - Subsequent Activity Only			UEPMG	CCOEF	0.00	0.00	600.00							
	<b>Alternate Mark Inversion (AMI)</b>														
	Superframe Format			UEPMG	MCOSF	0.00	0.00	0.00							
	Extended Superframe Format			UEPMG	MCOPO	0.00	0.00	0.00							
	<b>Exchange Ports Associated with 4-Wire DS1 Loop with Channelization with Port</b>														
	<b>Exchange Ports</b>														
	Line Side Combination Channelized PBX Trunk Port - Business			UEPPX	UEPCX	14.00	0.00	0.00	0.00	0.00			33.67	7.88	
	Line Side Outward Channelized PBX Trunk Port - Business			UEPPX	UEPOX	14.00	0.00	0.00	0.00	0.00			33.67	7.88	
	Line Side Inward Only Channelized PBX Trunk Port without DID			UEPPX	UEP1X	14.00	0.00	0.00	0.00	0.00			33.67	7.88	
	2-Wire Trunk Side Unbundled Channelized DID Trunk Port			UEPPX	UEPDM	83.00	0.00	0.00	0.00	0.00			33.67	7.88	
	<b>Feature Activations - Unbundled Loop Concentration</b>														
	Feature (Service) Activation for each Line Port Terminated in D4 Bank			UEPPX	1PQWM	0.62	40.00	20.00	6.00	5.00			33.67	7.88	
	Feature (Service) Activation for each Trunk Port Terminated in D4 Bank			UEPPX	1PQWU	0.62	110.00	30.00	65.00	20.00			33.67	7.88	
	<b>Telephone Number/ Group Establishment Charges for DID Service</b>														
	DID Trunk Termination (1 per Port)			UEPPX	NDT	0.00	0.00	0.00							
	Estab Trk Grp and Provide 1st 20 DID Nos. (FL,GA, NC,& SC)			UEPPX	NDZ	0.00	0.00	0.00							
	DID Numbers - groups of 20 - Valid all States			UEPPX	ND4	0.00	0.00	0.00							
	Non-Consecutive DID Numbers - per number			UEPPX	ND5	0.00	0.00	0.00							
	Reserve Non-Consecutive DID Numbers			UEPPX	ND6	0.00	0.00	0.00							
	Reserve DID Numbers			UEPPX	NDV	0.00	0.00	0.00							
	<b>Local Number Portability</b>														
	Local Number Portability - 1 per port			UEPPX	LNPCP	3.15	0.00	0.00							
	<b>FEATURES - Vertical and Optional</b>														
	<b>Local Switching Features Offered with Line Side Ports Only</b>														
	All Features Available			UEPPX	UEPVF	0.00	0.00	0.00							
	<b>UNBUNDLED CENTREX PORT/LOOP COMBINATIONS - COST BASED RATES</b>														
	1. Cost Based Rates are applied where BellSouth is required by FCC and/or State Commission rule to provide Unbundled Local Switching or Switch Ports.														
	2. Features shall apply to the Unbundled Port/Loop Combination - Cost Based Rate section in the same manner as they are applied to the Stand-Alone Unbundled Port section of this Rate Exhibit.														
	3. End Office and Tandem Switching Usage and Common Transport Usage rates in the Port section of this rate exhibit shall apply to all combinations of loop/port network elements except for UNE Coin Port/Loop Combinations.														
	4. The first and additional Port nonrecurring charges apply to Not Currently Combined Combos. For Currently Combined Combos, the nonrecurring charges shall be those identified in the Nonrecurring - Currently Combined sections. Additional NRCs may apply also and are categorized accordingly.														
	5. Market Rates for Unbundled Centrex Port/Loop Combination will be negotiated on an Individual Case Basis, until further notice.														
	<b>UNE-P CENTREX - 1AESS - (Valid in AL,FL,GA,KY,LA,MS,&amp;TN only)</b>														
	<b>2-Wire VG Loop/2-Wire Voice Grade Port (Centrex) Combo</b>														
	<b>UNE Port/Loop Combination Rates (Non-Design)</b>														
	2-Wire VG Loop/2-Wire Voice Grade Port (Centrex) Port Combo - Non-Design		1	UEP91		12.59									
	2-Wire VG Loop/2-Wire Voice Grade Port (Centrex)Port Combo - Non-Design		2	UEP91		14.26									
	2-Wire VG Loop/2-Wire Voice Grade Port (Centrex)Port Combo - Non-Design		3	UEP91		21.62									
	<b>UNE Port/Loop Combination Rates (Design)</b>														
	2-Wire VG Loop/2-Wire Voice Grade Port (Centrex) Port Combo - Design		1	UEP91		18.63									
	2-Wire VG Loop/2-Wire Voice Grade Port (Centrex)Port Combo - Design		2	UEP91		21.24									
	2-Wire VG Loop/2-Wire Voice Grade Port (Centrex)Port Combo - Design		3	UEP91		32.71									
	<b>UNE Loop Rate</b>														
	2-Wire Voice Grade Loop (SL 1) - Zone 1		1	UEP91	UECS1	10.80									
	2-Wire Voice Grade Loop (SL 1) - Zone 2		2	UEP91	UECS1	12.47									
	2-Wire Voice Grade Loop (SL 1) - Zone 3		3	UEP91	UECS1	19.83									

**UNBUNDLED NETWORK ELEMENTS - Georgia**

UNBUNDLED NETWORK ELEMENTS - Georgia							Attachment: 2		Exhibit: B							
CATEGORY	RATE ELEMENTS	Interim	Zone	BCS	USOC	RATES (\$)	Svc Order Submitted Elec per LSR	Svc Order Submitted Manually per LSR	Incremental Charge - Manual Svc Order vs. Electronic-1st	Incremental Charge - Manual Svc Order vs. Electronic-Add'l	Incremental Charge - Manual Svc Order vs. Electronic-Disc 1st	Incremental Charge - Manual Svc Order vs. Electronic-Disc Add'l				
							Rec	Nonrecurring		Nonrecurring Disconnect		OSS Rates (\$)				
							First	Add'l	First	Add'l	SOME C	SOMAN	SOMAN	SOMAN	SOMAN	SOMAN
	2-Wire Voice Grade Loop (SL 2) - Zone 1		1	UEP91	UECS2	16.84										
	2-Wire Voice Grade Loop (SL 2) - Zone 2		2	UEP91	UECS2	19.45										
	2-Wire Voice Grade Loop (SL 2) - Zone 3		3	UEP91	UECS2	30.92										
<b>UNE Ports</b>																
<b>All States (Except North Carolina and Sout Carolina)</b>																
	2-Wire Voice Grade Port (Centrex ) Basic Local Area			UEP91	UEPYA	1.79	22.14	15.25	8.45	3.91			33.67	7.88		
	2-Wire Voice Grade Port (Centrex 800 termination)Basic Local Area			UEP91	UEPYB	1.79	22.14	15.25	8.45	3.91			33.67	7.88		
	2-Wire Voice Grade Port (Centrex with Caller ID)1Basic Local Area			UEP91	UEPYH	1.79	22.14	15.25	8.45	3.91			33.67	7.88		
	2-Wire Voice Grade Port (Centrex from diff Serving Wire Center)2 Basic Local Area			UEP91	UEPYM	1.79	22.14	15.25	8.45	3.91			33.67	7.88		
	2-Wire Voice Grade Port, Diff Serving Wire Center - 800 Service Term - Basic Local Area			UEP91	UEPYZ	1.79	22.14	15.25	8.45	3.91			33.67	7.88		
	2-Wire Voice Grade Port terminated in on Megalink or equivalent - Basic Local Area			UEP91	UEPY9	1.79	22.14	15.25	8.45	3.91			33.67	7.88		
	2-Wire Voice Grade Port Terminated on 800 Service Term - Basic Local Area			UEP91	UEPY2	1.79	22.14	15.25	8.45	3.91			33.67	7.88		
<b>Georgia and Florida Only</b>																
	2-Wire Voice Grade Port (Centrex )			UEP91	UEPHA	1.79	22.14	15.25	8.45	3.91			33.67	7.88		
	2-Wire Voice Grade Port (Centrex 800 termination)			UEP91	UEPHB	1.79	22.14	15.25	8.45	3.91			33.67	7.88		
	2-Wire Voice Grade Port (Centrex with Caller ID)1			UEP91	UEPHH	1.79	22.14	15.25	8.45	3.91			33.67	7.88		
	2-Wire Voice Grade Port (Centrex from diff Serving Wire Center)2			UEP91	UEPHM	1.79	22.14	15.25	8.45	3.91			33.67	7.88		
	2-Wire Voice Grade Port, Diff Serving Wire Center - 800 Service Term			UEP91	UEPHZ	1.79	22.14	15.25	8.45	3.91			33.67	7.88		
	2-Wire Voice Grade Port terminated in on Megalink or equivalent			UEP91	UEPH9	1.79	22.14	15.25	8.45	3.91			33.67	7.88		
	2-Wire Voice Grade Port Terminated on 800 Service Term			UEP91	UEPH2	1.79	22.14	15.25	8.45	3.91			33.67	7.88		
<b>Local Switching</b>																
	Centrex Intercom Funtionality, per port			UEP91	URECS	0.5554										
<b>Local Number Portability</b>																
	Local Number Portability (1 per port)			UEP91	LNPC	0.35										
<b>Features</b>																
	All Standard Features Offered, per port			UEP91	UEPVF	0.00										
	All Select Features Offered, per port			UEP91	UEPVS	0.00	454.69									
	All Centrex Control Features Offered, per port			UEP91	UEPVC	0.00										
<b>NARS</b>																
	Unbundled Network Access Register - Combination			UEP91	UARCX	0.00	0.00	0.00					33.67	7.88		
	Unbundled Network Access Register - Indial			UEP91	UAR1X	0.00	0.00	0.00					33.67	7.88		
	Unbundled Network Access Register - Outdial			UEP91	UAROX	0.00	0.00	0.00					33.67	7.88		
<b>Miscellaneous Terminations</b>																
<b>2-Wire Trunk Side</b>																
	Trunk Side Terminations, each			UEP91	CENA6	11.35	61.91	61.91					33.67	7.88		
<b>Interoffice Channel Mileage - 2-Wire</b>																
	Interoffice Channel Facilities Termination - Voice Grade			UEP91	M1GBC	17.07										
	Interoffice Channel mileage, per mile or fraction of mile			UEP91	M1GBM	0.0222										
<b>Feature Activations (DS0) Centrex Loops on Channelized DS1 Service</b>																
<b>D4 Channel Bank Feature Activations</b>																
	Feature Activation on D-4 Channel Bank Centrex Loop Slot			UEP91	1PQWS	0.62										
	Feature Activation on D-4 Channel Bank FX line Side Loop Slot			UEP91	1PQW6	0.62										
	Feature Activation on D-4 Channel Bank FX Trunk Side Loop Slot			UEP91	1PQW7	0.62										
	Feature Activation on D-4 Channel Bank Centrex Loop Slot - Different Wire Center			UEP91	1PQWP	0.62										
	Feature Activation on D-4 Channel Bank Private Line Loop Slot			UEP91	1PQWV	0.62										

UNBUNDLED NETWORK ELEMENTS - Georgia								Attachment: 2		Exhibit: B												
CATEGORY	RATE ELEMENTS	Interim	Zone	BCS	USOC	RATES (\$)				Svc Order Submitted Elec per LSR	Svc Order Submitted Manually per LSR	Incremental Charge - Manual Svc Order vs. Electronic-1st	Incremental Charge - Manual Svc Order vs. Electronic-Add'l	Incremental Charge - Manual Svc Order vs. Electronic-Disc 1st	Incremental Charge - Manual Svc Order vs. Electronic-Disc Add'l							
						Rec	Nonrecurring		Nonrecurring Disconnect							OSS Rates (\$)						
							First	Add'l	First							Add'l	SOMEc	SOMAN	SOMAN	SOMAN	SOMAN	SOMAN
	Feature Activation on D-4 Channel Bank Tjje Line/Trunk Loop Slot			UEP91	1PQWQ	0.62																
	Feature Activation on D-4 Channel Bank WATS Loop Slot			UEP91	1PQWA	0.62																
	<b>Non-Recurring Charges (NRC) Associated with UNE-P Centrex</b>																					
	Conversion - Currently Combined Switch-As-Is with allowed changes, per port			UEP91	USAC2		2.01	0.3108				33.67	7.88									
	New Centrex Standard Common Block			UEP91	M1ACS	0.00	659.41					33.67	7.88									
	New Centrex Customized Common Block			UEP91	M1ACC	0.00	659.41					33.67	7.88									
	Secondary Block, per Block			UEP91	M2CC1	0.00	77.10					33.67	7.88									
	NAR Establishment Charge, Per Occasion			UEP91	URECA	0.00	71.88					33.67	7.88									
	<b>UNE-P CENTREX - 5ESS (Valid in All States)</b>																					
	<b>2-Wire VG Loop/2-Wire Voice Grade Port (Centrex) Combo</b>																					
	<b>UNE Port/Loop Combination Rates (Non-Design)</b>																					
	2-Wire VG Loop/2-Wire Voice Grade Port (Centrex) Port Combo - Non-Design		1	UEP95		12.59																
	2-Wire VG Loop/2-Wire Voice Grade Port (Centrex)Port Combo - Non-Design		2	UEP95		14.26																
	2-Wire VG Loop/2-Wire Voice Grade Port (Centrex)Port Combo - Non-Design		3	UEP95		21.62																
	<b>UNE Port/Loop Combination Rates (Design)</b>																					
	2-Wire VG Loop/2-Wire Voice Grade Port (Centrex) Port Combo - Design		1	UEP95		18.63																
	2-Wire VG Loop/2-Wire Voice Grade Port (Centrex)Port Combo - Design		2	UEP95		21.24																
	2-Wire VG Loop/2-Wire Voice Grade Port (Centrex)Port Combo - Design		3	UEP95		32.71																
	<b>UNE Loop Rate</b>																					
	2-Wire Voice Grade Loop (SL 1) - Zone 1		1	UEP95	UECS1	10.80																
	2-Wire Voice Grade Loop (SL 1) - Zone 2		2	UEP95	UECS1	12.47																
	2-Wire Voice Grade Loop (SL 1) - Zone 3		3	UEP95	UECS1	19.83																
	2-Wire Voice Grade Loop (SL 2) - Zone 1		1	UEP95	UECS2	16.84																
	2-Wire Voice Grade Loop (SL 2) - Zone 2		2	UEP95	UECS2	19.45																
	2-Wire Voice Grade Loop (SL 2) - Zone 3		3	UEP95	UECS2	30.92																
	<b>UNE Port Rate</b>																					
	<b>All States</b>																					
	2-Wire Voice Grade Port (Centrex ) Basic Local Area			UEP95	UEPYA	1.79	22.14	15.25	8.45	3.91		33.67	7.88									
	2-Wire Voice Grade Port (Centrex 800 termination)			UEP95	UEPYB	1.79	22.14	15.25	8.45	3.91		33.67	7.88									
	2-Wire Voice Grade Port (Centrex with Caller ID)1Basic Local Area			UEP95	UEPYH	1.79	22.14	15.25	8.45	3.91		33.67	7.88									
	2-Wire Voice Grade Port (Centrex from diff Serving Wire Center)2 Basic Local Area			UEP95	UEPYM	1.79	22.14	15.25	8.45	3.91		33.67	7.88									
	2-Wire Voice Grade Port, Diff Serving Wire Center - 800 Service Term - Basic Local Area			UEP95	UEPYZ	1.79	22.14	15.25	8.45	3.91		33.67	7.88									
	2-Wire Voice Grade Port terminated in on Megalink or equivalent - Basic Local Area			UEP95	UEPY9	1.79	22.14	15.25	8.45	3.91		33.67	7.88									
	2-Wire Voice Grade Port Terminated on 800 Service Term - Basic Local Area			UEP95	UEPY2	1.79	22.14	15.25	8.45	3.91		33.67	7.88									
	<b>FL &amp; GA Only</b>																					
	2-Wire Voice Grade Port (Centrex )			UEP95	UEPHA	1.79	22.14	15.25	8.45	3.91		33.67	7.88									
	2-Wire Voice Grade Port (Centrex 800 termination)			UEP95	UEPHB	1.79	22.14	15.25	8.45	3.91		33.67	7.88									
	2-Wire Voice Grade Port (Centrex with Caller ID)1			UEP95	UEPHH	1.79	22.14	15.25	8.45	3.91		33.67	7.88									
	2-Wire Voice Grade Port (Centrex from diff Serving Wire Center)2			UEP95	UEPHM	1.79	22.14	15.25	8.45	3.91		33.67	7.88									
	2-Wire Voice Grade Port, Diff Serving Wire Center - 800 Service Term			UEP95	UEPHZ	1.79	22.14	15.25	8.45	3.91		33.67	7.88									
	2-Wire Voice Grade Port terminated in on Megalink or equivalent			UEP95	UEPH9	1.79	22.14	15.25	8.45	3.91		33.67	7.88									
	2-Wire Voice Grade Port Terminated on 800 Service Term			UEP95	UEPH2	1.79	22.14	15.25	8.45	3.91		33.67	7.88									
	<b>Local Switching</b>																					

UNBUNDLED NETWORK ELEMENTS - Georgia											Attachment: 2		Exhibit: B							
CATEGORY	RATE ELEMENTS	Interim	Zone	BCS	USOC	RATES (\$)	Svc Order Submitted Elec per LSR	Svc Order Submitted Manually per LSR	Incremental Charge - Manual Svc Order vs. Electronic-1st	Incremental Charge - Manual Svc Order vs. Electronic-Add'l	Incremental Charge - Manual Svc Order vs. Electronic-Disc 1st	Incremental Charge - Manual Svc Order vs. Electronic-Disc Add'l	OSS Rates (\$)							
													Rec	Nonrecurring		Nonrecurring Disconnect		SOME C	SOMAN	SOMAN
													First	Add'l	First	Add'l				
	Centrex Intercom Functionality, per port			UEP95	URECS	0.5554														
	<b>Local Number Portability</b>																			
	Local Number Portability (1 per port)			UEP95	LNPC	0.35														
	<b>Features</b>																			
	All Standard Features Offered, per port			UEP95	UEPVF	0.00														
	All Select Features Offered, per port			UEP95	UEPVS	0.00		454.69												
	All Centrex Control Features Offered, per port			UEP95	UEPVC	0.00														
	<b>NARS</b>																			
	Unbundled Network Access Register - Combination			UEP95	UARCX	0.00		0.00	0.00											
	Unbundled Network Access Register - Indial			UEP95	UAR1X	0.00		0.00	0.00											
	Unbundled Network Access Register - Outdial			UEP95	UARO X	0.00		0.00	0.00											
	<b>Miscellaneous Terminations</b>																			
	<b>2-Wire Trunk Side</b>																			
	Trunk Side Terminations, each			UEP95	CEND6	11.35		61.91	61.91											
	<b>4-Wire Digital (1.544 Megabits)</b>																			
	DS1 Circuit Terminations, each			UEP95	M1HD1	120.80		89.44	52.46											
	DS0 Channels Activated, each			UEP95	M1HDO	0.00		28.71												
	<b>Interoffice Channel Mileage - 2-Wire</b>																			
	Interoffice Channel Facilities Termination			UEP95	MIGBC	17.07														
	Interoffice Channel mileage, per mile or fraction of mile			UEP95	MIGBM	0.0222														
	<b>Feature Activations (DS0) Centrex Loops on Channelized DS1 Service</b>																			
	<b>D4 Channel Bank Feature Activations</b>																			
	Feature Activation on D-4 Channel Bank Centrex Loop Slot			UEP95	1PQWS	0.62														
	Feature Activation on D-4 Channel Bank FX line Side Loop Slot			UEP95	1PQW6	0.62														
	Feature Activation on D-4 Channel Bank FX Trunk Side Loop Slot			UEP95	1PQW7	0.62														
	Feature Activation on D-4 Channel Bank Centrex Loop Slot - Different Wire Center			UEP95	1PQWP	0.62														
	Feature Activation on D-4 Channel Bank Private Line Loop Slot			UEP95	1PQWV	0.62														
	Feature Activation on D-4 Channel Bank Tjie Line/Trunk Loop Slot			UEP95	1PQWQ	0.62														
	Feature Activation on D-4 Channel Bank WATS Loop Slot			UEP95	1PQWA	0.62														
	<b>Non-Recurring Charges (NRC) Associated with UNE-P Centrex</b>																			
	NRC Conversion Currently Combined Switch-As-Is with allowed changes, per port			UEP95	USAC2			2.01	0.3108											
	New Centrex Standard Common Block			UEP95	M1ACS	0.00		659.41												
	New Centrex Customized Common Block			UEP95	M1ACC	0.00		659.41												
	NAR Establishment Charge, Per Occasion			UEP95	URECA	0.00		71.88												
	<b>UNE-P CENTREX - DMS100 (Valid in All States)</b>																			
	<b>2-Wire VG Loop/2-Wire Voice Grade Port (Centrex) Combo</b>																			
	<b>UNE Port/Loop Combination Rates (Non-Design)</b>																			
	2-Wire VG Loop/2-Wire Voice Grade Port (Centrex) Port Combo - Non-Design		1	UEP9D		12.59														
	2-Wire VG Loop/2-Wire Voice Grade Port (Centrex)Port Combo - Non-Design		2	UEP9D		14.26														
	2-Wire VG Loop/2-Wire Voice Grade Port (Centrex)Port Combo - Non-Design		3	UEP9D		21.62														
	<b>UNE Port/Loop Combination Rates (Design)</b>																			
	2-Wire VG Loop/2-Wire Voice Grade Port (Centrex) Port Combo - Design		1	UEP9D		18.63														
	2-Wire VG Loop/2-Wire Voice Grade Port (Centrex)Port Combo - Design		2	UEP9D		21.24														
	2-Wire VG Loop/2-Wire Voice Grade Port (Centrex)Port Combo - Design		3	UEP9D		32.71														
	<b>UNE Loop Rate</b>																			
	2-Wire Voice Grade Loop (SL 1) - Zone 1		1	UEP9D	UECS1	10.80														
	2-Wire Voice Grade Loop (SL 1) - Zone 2		2	UEP9D	UECS1	12.47														



UNBUNDLED NETWORK ELEMENTS - Georgia							Attachment: 2		Exhibit: B							
CATEGORY	RATE ELEMENTS	Interim	Zone	BCS	USOC	RATES (\$)				Svc Order Submitted Elec per LSR	Svc Order Submitted Manually per LSR	Incremental Charge - Manual Svc Order vs. Electronic-1st	Incremental Charge - Manual Svc Order vs. Electronic-Add'l	Incremental Charge - Manual Svc Order vs. Electronic-Disc 1st	Incremental Charge - Manual Svc Order vs. Electronic-Disc Add'l	
						Rec	Nonrecurring		Nonrecurring Disconnect							OSS Rates (\$)
							First	Add'l	First	Add'l	SOMEc	SOMAN	SOMAN	SOMAN	SOMAN	SOMAN
	2-Wire Voice Grade Loop (SL 1) - Zone 3		3	UEP9D	UECS1	19.83										
	2-Wire Voice Grade Loop (SL 2) - Zone 1		1	UEP9D	UECS2	16.84										
	2-Wire Voice Grade Loop (SL 2) - Zone 2		2	UEP9D	UECS2	19.45										
	2-Wire Voice Grade Loop (SL 2) - Zone 3		3	UEP9D	UECS2	30.92										
	<b>UNE Port Rate</b>															
	<b>ALL STATES</b>															
	2-Wire Voice Grade Port (Centrex ) Basic Local Area			UEP9D	UEPYA	1.79	22.14	15.25	8.45	3.91			33.67	7.88		
	2-Wire Voice Grade Port (Centrex 800 termination)Basic Local Area			UEP9D	UEPYB	1.79	22.14	15.25	8.45	3.91			33.67	7.88		
	2-Wire Voice Grade Port (Centrex / EBS-PSET)3Basic Local Area			UEP9D	UEPYC	1.79	22.14	15.25	8.45	3.91			33.67	7.88		
	2-Wire Voice Grade Port (Centrex / EBS-M5009)3Basic Local Area			UEP9D	UEPYD	1.79	22.14	15.25	8.45	3.91			33.67	7.88		
	2-Wire Voice Grade Port (Centrex / EBS-M5209)3 Basic Local Area			UEP9D	UEPYE	1.79	22.14	15.25	8.45	3.91			33.67	7.88		
	2-Wire Voice Grade Port (Centrex / EBS-M5112)3 Basic Local Area			UEP9D	UEPYF	1.79	22.14	15.25	8.45	3.91			33.67	7.88		
	2-Wire Voice Grade Port (Centrex / EBS-M5312)3Basic Local Area			UEP9D	UEPYG	1.79	22.14	15.25	8.45	3.91			33.67	7.88		
	2-Wire Voice Grade Port (Centrex / EBS-M5008)3 Basic Local Area			UEP9D	UEPYT	1.79	22.14	15.25	8.45	3.91			33.67	7.88		
	2-Wire Voice Grade Port (Centrex / EBS-M5208)3 Basic Local Area			UEP9D	UEPYU	1.79	22.14	15.25	8.45	3.91			33.67	7.88		
	2-Wire Voice Grade Port (Centrex / EBS-M5216)3 Basic Local Area			UEP9D	UEPYV	1.79	22.14	15.25	8.45	3.91			33.67	7.88		
	2-Wire Voice Grade Port (Centrex / EBS-M5316)3 Basic Local Area			UEP9D	UEPY3	1.79	22.14	15.25	8.45	3.91			33.67	7.88		
	2-Wire Voice Grade Port (Centrex with Caller ID) Basic Local Area			UEP9D	UEPYH	1.79	22.14	15.25	8.45	3.91			33.67	7.88		
	2-Wire Voice Grade Port (Centrex/Caller ID/Msg Wtg Lamp Indication))3 Basic Local Area			UEP9D	UEPYW	1.79	22.14	15.25	8.45	3.91			33.67	7.88		
	2-Wire Voice Grade Port (Centrex/Msg Wtg Lamp Indication))3 Basic Local Area			UEP9D	UEPYJ	1.79	22.14	15.25	8.45	3.91			33.67	7.88		
	2-Wire Voice Grade Port (Centrex from diff Serving Wire Center) 2 Basic Local Area			UEP9D	UEPYM	1.79	22.14	15.25	8.45	3.91			33.67	7.88		
	2-Wire Voice Grade Port (Centrex/differ SWC /EBS-PSET)2, 3 Basic Local Area			UEP9D	UEPYO	1.79	22.14	15.25	8.45	3.91			33.67	7.88		
	2-Wire Voice Grade Port (Centrex/differ SWC /EBS-M5009)2, 3 Basic Local Area			UEP9D	UEPYP	1.79	22.14	15.25	8.45	3.91			33.67	7.88		
	2-Wire Voice Grade Port (Centrex/differ SWC /EBS-5209)2, 3 Basic Local Area			UEP9D	UEPYQ	1.79	22.14	15.25	8.45	3.91			33.67	7.88		
	2-Wire Voice Grade Port (Centrex/differ SWC /EBS-M5112)2, 3 Basic Local Area			UEP9D	UEPYR	1.79	22.14	15.25	8.45	3.91			33.67	7.88		
	2-Wire Voice Grade Port (Centrex/differ SWC /EBS-M5312)2, 3 Basic Local Area			UEP9D	UEPYS	1.79	22.14	15.25	8.45	3.91			33.67	7.88		
	2-Wire Voice Grade Port (Centrex/differ SWC /EBS-M5008)2, 3 Basic Local Area			UEP9D	UEPY4	1.79	22.14	15.25	8.45	3.91			33.67	7.88		
	2-Wire Voice Grade Port (Centrex/differ SWC /EBS-M5208)2, 3 Basic Local Area			UEP9D	UEPY5	1.79	22.14	15.25	8.45	3.91			33.67	7.88		
	2-Wire Voice Grade Port (Centrex/differ SWC /EBS-M5216)2, 3 Basic Local Area			UEP9D	UEPY6	1.79	22.14	15.25	8.45	3.91			33.67	7.88		
	2-Wire Voice Grade Port (Centrex/differ SWC /EBS-M5316)2, 3 Basic Local Area			UEP9D	UEPY7	1.79	22.14	15.25	8.45	3.91			33.67	7.88		
	2-Wire Voice Grade Port, Diff Serving Wire Center - 800 Service Term			UEP9D	UEPYZ	1.79	22.14	15.25	8.45	3.91			33.67	7.88		
	2-Wire Voice Grade Port terminated in on Megalink or equivalent Basic Local Area			UEP9D	UEPY9	1.79	22.14	15.25	8.45	3.91			33.67	7.88		
	2-Wire Voice Grade Port Terminated on 800 Service Term Basic Local Area			UEP9D	UEPY2	1.79	22.14	15.25	8.45	3.91			33.67	7.88		

UNBUNDLED NETWORK ELEMENTS - Georgia											Attachment: 2		Exhibit: B					
CATEGORY	RATE ELEMENTS	Interim	Zone	BCS	USOC	RATES (\$)	Svc Order Submitted Elec per LSR	Svc Order Submitted Manually per LSR	Incremental Charge - Manual Svc Order vs. Electronic-1st	Incremental Charge - Manual Svc Order vs. Electronic-Add'l	Incremental Charge - Manual Svc Order vs. Electronic-Disc 1st	Incremental Charge - Manual Svc Order vs. Electronic-Disc Add'l						
													Rec	Nonrecurring		Nonrecurring Disconnect		OSS Rates (\$)
													SOMEc	SOMAN	SOMAN	SOMAN	SOMAN	SOMAN
<b>FL &amp; GA Only</b>																		
	2-Wire Voice Grade Port (Centrex)			UEP9D	UEPHA	1.79	22.14	15.25	8.45	3.91			33.67	7.88				
	2-Wire Voice Grade Port (Centrex 800 termination)			UEP9D	UEPHB	1.79	22.14	15.25	8.45	3.91			33.67	7.88				
	2-Wire Voice Grade Port (Centrex / EBS-PSET)3			UEP9D	UEPHC	1.79	22.14	15.25	8.45	3.91			33.67	7.88				
	2-Wire Voice Grade Port (Centrex / EBS-M5009)3			UEP9D	UEPHD	1.79	22.14	15.25	8.45	3.91			33.67	7.88				
	2-Wire Voice Grade Port (Centrex / EBS-M5209)3			UEP9D	UEPHE	1.79	22.14	15.25	8.45	3.91			33.67	7.88				
	2-Wire Voice Grade Port (Centrex / EBS-M5112)3			UEP9D	UEPHF	1.79	22.14	15.25	8.45	3.91			33.67	7.88				
	2-Wire Voice Grade Port (Centrex / EBS-M5312)3			UEP9D	UEPHG	1.79	22.14	15.25	8.45	3.91			33.67	7.88				
	2-Wire Voice Grade Port (Centrex / EBS-M5008)3			UEP9D	UEPHI	1.79	22.14	15.25	8.45	3.91			33.67	7.88				
	2-Wire Voice Grade Port (Centrex / EBS-M5208)3			UEP9D	UEPHJ	1.79	22.14	15.25	8.45	3.91			33.67	7.88				
	2-Wire Voice Grade Port (Centrex / EBS-M5216)3			UEP9D	UEPHK	1.79	22.14	15.25	8.45	3.91			33.67	7.88				
	2-Wire Voice Grade Port (Centrex / EBS-M5316)3			UEP9D	UEPHL	1.79	22.14	15.25	8.45	3.91			33.67	7.88				
	2-Wire Voice Grade Port (Centrex with Caller ID)			UEP9D	UEPHM	1.79	22.14	15.25	8.45	3.91			33.67	7.88				
	2-Wire Voice Grade Port (Centrex/Caller ID/Msg Wtg Lamp Indication)3			UEP9D	UEPHN	1.79	22.14	15.25	8.45	3.91			33.67	7.88				
	2-Wire Voice Grade Port (Centrex/Msg Wtg Lamp Indication)3			UEP9D	UEPHO	1.79	22.14	15.25	8.45	3.91			33.67	7.88				
	2-Wire Voice Grade Port (Centrex from diff Serving Wire Center) 2			UEP9D	UEPH1	1.79	22.14	15.25	8.45	3.91			33.67	7.88				
	2-Wire Voice Grade Port (Centrex/differ SWC /EBS-PSET)2, 3			UEP9D	UEPH2	1.79	22.14	15.25	8.45	3.91			33.67	7.88				
	2-Wire Voice Grade Port (Centrex/differ SWC /EBS-M5009)2, 3			UEP9D	UEPH3	1.79	22.14	15.25	8.45	3.91			33.67	7.88				
	2-Wire Voice Grade Port (Centrex/differ SWC /EBS-5209)2, 3			UEP9D	UEPH4	1.79	22.14	15.25	8.45	3.91			33.67	7.88				
	2-Wire Voice Grade Port (Centrex/differ SWC /EBS-M5112)2, 3			UEP9D	UEPH5	1.79	22.14	15.25	8.45	3.91			33.67	7.88				
	2-Wire Voice Grade Port (Centrex/differ SWC /EBS-M5312)2, 3			UEP9D	UEPH6	1.79	22.14	15.25	8.45	3.91			33.67	7.88				
	2-Wire Voice Grade Port (Centrex/differ SWC /EBS-M5008)2, 3			UEP9D	UEPH7	1.79	22.14	15.25	8.45	3.91			33.67	7.88				
	2-Wire Voice Grade Port (Centrex/differ SWC /EBS-M5216)2, 3			UEP9D	UEPH8	1.79	22.14	15.25	8.45	3.91			33.67	7.88				
	2-Wire Voice Grade Port (Centrex/differ SWC /EBS-M5316)2, 3			UEP9D	UEPH9	1.79	22.14	15.25	8.45	3.91			33.67	7.88				
	2-Wire Voice Grade Port, Diff Serving Wire Center - 800 Service Term			UEP9D	UEPH0	1.79	22.14	15.25	8.45	3.91			33.67	7.88				
	2-Wire Voice Grade Port terminated in on Megalink or equivalent			UEP9D	UEPH1	1.79	22.14	15.25	8.45	3.91			33.67	7.88				
	2-Wire Voice Grade Port Terminated on 800 Service Term			UEP9D	UEPH2	1.79	22.14	15.25	8.45	3.91			33.67	7.88				
	<b>Local Switching</b>																	
	Centrex Intercom Functionality, per port			UEP9D	URECS	0.5554												
	<b>Local Number Portability</b>																	
	Local Number Portability (1 per port)			UEP9D	LNPC	0.35												
	<b>Features</b>																	
	All Standard Features Offered, per port			UEP9D	UEPVF	0.00												
	All Select Features Offered, per port			UEP9D	UEPVS	0.00	454.69						33.67	7.88				
	All Centrex Control Features Offered, per port			UEP9D	UEPVC	0.00												
	<b>NARS</b>																	
	Unbundled Network Access Register - Combination			UEP9D	UARCX	0.00	0.00	0.00					33.67	7.88				
	Unbundled Network Access Register - Inward			UEP9D	UAR1X	0.00	0.00	0.00					33.67	7.88				
	Unbundled Network Access Register - Outdial			UEP9D	UAROx	0.00	0.00	0.00					33.67	7.88				
	<b>Miscellaneous Terminations</b>																	
	<b>2-Wire Trunk Side</b>																	
	Trunk Side Terminations, each			UEP9D	CEND6	11.35												
	<b>4-Wire Digital (1.544 Megabits)</b>																	
	DS1 Circuit Terminations, each			UEP9D	M1HD1	120.80	89.44	52.46					33.67	7.88				
	DS0 Channels Activated per Channel			UEP9D	M1HDO	0.00	28.71						33.67	7.88				
	<b>Interoffice Channel Mileage - 2-Wire</b>																	
	Interoffice Channel Facilities Termination			UEP9D	MIGBC	17.07												

UNBUNDLED NETWORK ELEMENTS - Georgia										Attachment: 2		Exhibit: B							
CATEGORY	RATE ELEMENTS	Interim	Zone	BCS	USOC	RATES (\$)	Svc Order Submitted Elec per LSR	Svc Order Submitted Manually per LSR	Incremental Charge - Manual Svc Order vs. Electronic-1st	Incremental Charge - Manual Svc Order vs. Electronic-Add'l	Incremental Charge - Manual Svc Order vs. Electronic-Disc 1st	Incremental Charge - Manual Svc Order vs. Electronic-Disc Add'l							
													Rec	Nonrecurring		Nonrecurring Disconnect		OSS Rates (\$)	
													SOMEc	SOMAN	SOMAN	SOMAN	SOMAN	SOMAN	
	Interoffice Channel mileage, per mile or fraction of mile			UEP9D	MIGBM	0.0222													
<b>Feature Activations (DS0) Centrex Loops on Channelized DS1 Service</b>																			
<b>D4 Channel Bank Feature Activations</b>																			
	Feature Activation on D-4 Channel Bank Centrex Loop Slot			UEP9D	1PQWS	0.62													
	Feature Activation on D-4 Channel Bank FX line Side Loop Slot			UEP9D	1PQW6	0.62													
	Feature Activation on D-4 Channel Bank FX Trunk Side Loop Slot			UEP9D	1PQW7	0.62													
	Feature Activation on D-4 Channel Bank Centrex Loop Slot - Different Wire Center			UEP9D	1PQWP	0.62													
	Feature Activation on D-4 Channel Bank Private Line Loop Slot			UEP9D	1PQWV	0.62													
	Feature Activation on D-4 Channel Bank Tjje Line/Trunk Loop Slot			UEP9D	1PQWQ	0.62													
	Feature Activation on D-4 Channel Bank WATS Loop Slot			UEP9D	1PQWA	0.62													
<b>Non-Recurring Charges (NRC) Associated with UNE-P Centrex</b>																			
	NRC Conversion Currently Combined Switch-As-Is with allowed changes, per port			UEP9D	USAC2		2.01	0.3108					33.67	7.88					
	New Centrex Standard Common Block			UEP9D	M1ACS	0.00	659.41						33.67	7.88					
	New Centrex Customized Common Block			UEP9D	M1ACC	0.00	659.41						33.67	7.88					
	NAR Establishment Charge, Per Occasion			UEP9D	URECA	0.00	71.88						33.67	7.88					
<b>Note 1 - Required Port for Centrex Control in 1AESS, 5ESS &amp; EWSD</b>																			
<b>Note 2 - Requires Interoffice Channel Mileage</b>																			
<b>Note 3 - Requires Specific Customer Premises Equipment</b>																			
<b>UNBUNDLED CENTREX PORT/LOOP COMBINATIONS - MARKET RATES</b>																			
1. Market Rates are applied where BellSouth is not required by FCC and/or State Commission rule to provide Unbundled Local Switching or Switch Ports.																			
2. Recurring Charges for all Standard Centrex and Centrex Control Features are included in the Market Rate																			
3. End Office and Tandem Switching Usage and Common Transport Usage rates in the Port section of this rate exhibit shall apply to all combinations of loop/port network elements except for UNE Coin Port/Loop Combinations.																			
4. The first and additional Port nonrecurring charges apply to Not Currently Combined Combos. For Currently Combined Combos, the nonrecurring charges shall be those identified in the Nonrecurring - Currently Combined sections. Additional NRCs may apply also and are categorized accordingly.																			
<b>UNE-P CENTREX - 1AESS - (Valid in AL,FL,GA,KY,LA,MS,&amp;TN only)</b>																			
<b>2-Wire VG Loop/2-Wire Voice Grade Port (Centrex) Combo</b>																			
<b>UNE Port/Loop Combination Rates (Non-Design)</b>																			
	2-Wire VG Loop/2-Wire Voice Grade Port (Centrex) Port Combo - Non-Design	1		UEP91		24.80													
	2-Wire VG Loop/2-Wire Voice Grade Port (Centrex)Port Combo - Non-Design	2		UEP91		26.47													
	2-Wire VG Loop/2-Wire Voice Grade Port (Centrex)Port Combo - Non-Design	3		UEP91		33.83													
<b>UNE Port/Loop Combination Rates (Design)</b>																			
	2-Wire VG Loop/2-Wire Voice Grade Port (Centrex) Port Combo - Design	1		UEP91		30.84													
	2-Wire VG Loop/2-Wire Voice Grade Port (Centrex)Port Combo - Design	2		UEP91		33.45													
	2-Wire VG Loop/2-Wire Voice Grade Port (Centrex)Port Combo - Design	3		UEP91		44.92													
<b>UNE Loop Rate</b>																			
	2-Wire Voice Grade Loop (SL 1) - Zone 1	1		UEP91	UECS1	10.80													
	2-Wire Voice Grade Loop (SL 1) - Zone 2	2		UEP91	UECS1	12.47													
	2-Wire Voice Grade Loop (SL 1) - Zone 3	3		UEP91	UECS1	19.83													
	2-Wire Voice Grade Loop (SL 2) - Zone 1	1		UEP91	UECS2	16.84													
	2-Wire Voice Grade Loop (SL 2) - Zone 2	2		UEP91	UECS2	19.45													
	2-Wire Voice Grade Loop (SL 2) - Zone 3	3		UEP91	UECS2	30.92													
<b>UNE Ports</b>																			
<b>All States (Except North Carolina and Sout Carolina)</b>																			
	2-Wire Voice Grade Port (Centrex ) Basic Local Area			UEP91	UEPYA	14.00	90.00	45.00	20.00	10.00			33.67	7.88					
	2-Wire Voice Grade Port (Centrex 800 termination)Basic Local Area			UEP91	UEPYB	14.00	90.00	45.00	20.00	10.00			33.67	7.88					

UNBUNDLED NETWORK ELEMENTS - Georgia										Attachment: 2		Exhibit: B			
CATEGORY	RATE ELEMENTS	Interim	Zone	BCS	USOC	RATES (\$)				Svc Order Submitted Elec per LSR	Svc Order Submitted Manually per LSR	Incremental Charge - Manual Svc Order vs. Electronic-1st	Incremental Charge - Manual Svc Order vs. Electronic-Add'l	Incremental Charge - Manual Svc Order vs. Electronic-Disc 1st	Incremental Charge - Manual Svc Order vs. Electronic-Disc Add'l
						Rec	Nonrecurring		Nonrecurring Disconnect						
							First	Add'l	First	Add'l	SOME C	SOMAN	SOMAN	SOMAN	SOMAN
	2-Wire Voice Grade Port (Centrex with Caller ID)1Basic Local Area			UEP91	UEPYH	14.00	90.00	45.00	20.00	10.00			33.67	7.88	
	2-Wire Voice Grade Port (Centrex from diff Serving Wire Center)2 Basic Local Area			UEP91	UEPYM	14.00	90.00	45.00	20.00	10.00			33.67	7.88	
	2-Wire Voice Grade Port, Diff Serving Wire Center - 800 Service Term - Basic Local Area			UEP91	UEPYZ	14.00	90.00	45.00	20.00	10.00			33.67	7.88	
	2-Wire Voice Grade Port terminated in on Megalink or equivalent - Basic Local Area			UEP91	UEPY9	14.00	90.00	45.00	20.00	10.00			33.67	7.88	
	2-Wire Voice Grade Port Terminated on 800 Service Term - Basic Local Area			UEP91	UEPY2	14.00	90.00	45.00	20.00	10.00			33.67	7.88	
<b>Georgia and Florida Only</b>															
	2-Wire Voice Grade Port (Centrex )			UEP91	UEPHA	14.00	90.00	45.00	20.00	10.00			33.67	7.88	
	2-Wire Voice Grade Port (Centrex 800 termination)			UEP91	UEPHB	14.00	90.00	45.00	20.00	10.00			33.67	7.88	
	2-Wire Voice Grade Port (Centrex with Caller ID)1			UEP91	UEPHH	14.00	90.00	45.00	20.00	10.00			33.67	7.88	
	2-Wire Voice Grade Port (Centrex from diff Serving Wire Center)2			UEP91	UEPHM	14.00	90.00	45.00	20.00	10.00			33.67	7.88	
	2-Wire Voice Grade Port, Diff Serving Wire Center - 800 Service Term			UEP91	UEPHZ	14.00	90.00	45.00	20.00	10.00			33.67	7.88	
	2-Wire Voice Grade Port terminated in on Megalink or equivalent			UEP91	UEPH9	14.00	90.00	45.00	20.00	10.00			33.67	7.88	
	2-Wire Voice Grade Port Terminated on 800 Service Term			UEP91	UEPH2	14.00	90.00	45.00	20.00	10.00			33.67	7.88	
<b>Local Switching</b>															
	Centrex Intercom Funtionalty, per port			UEP91	URECS	0.5554									
<b>Local Number Portability</b>															
	Local Number Portability (1 per port)			UEP91	LNPC	0.35									
<b>Features</b>															
	All Standard Features Offered, per port			UEP91	UEPVF	0.00									
	All Select Features Offered, per port			UEP91	UEPVS	0.00	454.69								
	All Centrex Control Features Offered, per port			UEP91	UEPVC	0.00									
<b>NARS</b>															
	Unbundled Network Access Register - Combination			UEP91	UARCX	0.00	0.00	0.00					33.67	7.88	
	Unbundled Network Access Register - Indial			UEP91	UARIX	0.00	0.00	0.00					33.67	7.88	
	Unbundled Network Access Register - Outdial			UEP91	UARO	0.00	0.00	0.00					33.67	7.88	
<b>Miscellaneous Terminations</b>															
<b>2-Wire Trunk Side</b>															
	Trunk Side Terminations, each			UEP91	CENA6	11.35	61.91	61.91					33.67	7.88	
<b>Interoffice Channel Mileage - 2-Wire</b>															
	Interoffice Channel Facilities Termination - Voice Grade			UEP91	M1GBC	17.07									
	Interoffice Channel mileage, per mile or fraction of mile			UEP91	M1GBM	0.0222									
<b>Feature Activations (DS0) Centrex Loops on Channelized DS1 Service</b>															
<b>D4 Channel Bank Feature Activations</b>															
	Feature Activation on D-4 Channel Bank Centrex Loop Slot			UEP91	1PQWS	0.62									
	Feature Activation on D-4 Channel Bank FX line Side Loop Slot			UEP91	1PQW6	0.62									
	Feature Activation on D-4 Channel Bank FX Trunk Side Loop Slot			UEP91	1PQW7	0.62									
	Feature Activation on D-4 Channel Bank Centrex Loop Slot - Different Wire Center			UEP91	1PQWP	0.62									
	Feature Activation on D-4 Channel Bank Private Line Loop Slot			UEP91	1PQWV	0.62									
	Feature Activation on D-4 Channel Bank Tjie Line/Trunk Loop Slot			UEP91	1PQWQ	0.62									
	Feature Activation on D-4 Channel Bank WATS Loop Slot			UEP91	1PQWA	0.62									
<b>Non-Recurring Charges (NRC) Associated with UNE-P Centrex</b>															
	Conversion - Currently Combined Switch-As-Is with allowed changes, per port			UEP91	USAC2		2.01	0.3108					33.67	7.88	
	New Centrex Standard Common Block			UEP91	M1ACS	0.00	659.41						33.67	7.88	
	New Centrex Customized Common Block			UEP91	M1ACC	0.00	659.41						33.67	7.88	
	Secondary Block, per Block			UEP91	M2CC1	0.00	77.10						33.67	7.88	

UNBUNDLED NETWORK ELEMENTS - Georgia										Attachment: 2		Exhibit: B			
CATEGORY	RATE ELEMENTS	Interim	Zone	BCS	USOC	RATES (\$)	Svc Order Submitted Elec per LSR	Svc Order Submitted Manually per LSR	Incremental Charge - Manual Svc Order vs. Electronic-1st	Incremental Charge - Manual Svc Order vs. Electronic-Add'l	Incremental Charge - Manual Svc Order vs. Electronic-Disc 1st	Incremental Charge - Manual Svc Order vs. Electronic-Disc Add'l			
													Rec	Nonrecurring	
							First	Add'l	First	Add'l	SOME C	SOMAN	SOMAN	SOMAN	SOMAN
	NAR Establishment Charge, Per Occasion			UEP91	URECA	0.00	71.88						33.67	7.88	
	<b>UNE-P CENTREX - 5ESS (Valid in All States)</b>														
	<b>2-Wire VG Loop/2-Wire Voice Grade Port (Centrex) Combo</b>														
	<b>UNE Port/Loop Combination Rates (Non-Design)</b>														
	2-Wire VG Loop/2-Wire Voice Grade Port (Centrex) Port Combo - Non-Design		1	UEP95		24.80									
	2-Wire VG Loop/2-Wire Voice Grade Port (Centrex)Port Combo - Non-Design		2	UEP95		26.47									
	2-Wire VG Loop/2-Wire Voice Grade Port (Centrex)Port Combo - Non-Design		3	UEP95		33.83									
	<b>UNE Port/Loop Combination Rates (Design)</b>														
	2-Wire VG Loop/2-Wire Voice Grade Port (Centrex) Port Combo - Design		1	UEP95		30.84									
	2-Wire VG Loop/2-Wire Voice Grade Port (Centrex)Port Combo - Design		2	UEP95		33.45									
	2-Wire VG Loop/2-Wire Voice Grade Port (Centrex)Port Combo - Design		3	UEP95		44.92									
	<b>UNE Loop Rate</b>														
	2-Wire Voice Grade Loop (SL 1) - Zone 1		1	UEP95	UECS1	10.80									
	2-Wire Voice Grade Loop (SL 1) - Zone 2		2	UEP95	UECS1	12.47									
	2-Wire Voice Grade Loop (SL 1) - Zone 3		3	UEP95	UECS1	19.83									
	2-Wire Voice Grade Loop (SL 2) - Zone 1		1	UEP95	UECS2	16.84									
	2-Wire Voice Grade Loop (SL 2) - Zone 2		2	UEP95	UECS2	19.45									
	2-Wire Voice Grade Loop (SL 2) - Zone 3		3	UEP95	UECS2	30.92									
	<b>UNE Port Rate</b>														
	<b>All States</b>														
	2-Wire Voice Grade Port (Centrex ) Basic Local Area			UEP95	UEPYA	14.00	90.00	45.00	20.00	10.00			33.67	7.88	
	2-Wire Voice Grade Port (Centrex 800 termination)			UEP95	UEPYB	14.00	90.00	45.00	20.00	10.00			33.67	7.88	
	2-Wire Voice Grade Port (Centrex with Caller ID)1Basic Local Area			UEP95	UEPYH	14.00	90.00	45.00	20.00	10.00			33.67	7.88	
	2-Wire Voice Grade Port (Centrex from diff Serving Wire Center)2 Basic Local Area			UEP95	UEPYM	14.00	90.00	45.00	20.00	10.00			33.67	7.88	
	2-Wire Voice Grade Port, Diff Serving Wire Center - 800 Service Term - Basic Local Area			UEP95	UEPYZ	14.00	90.00	45.00	20.00	10.00			33.67	7.88	
	2-Wire Voice Grade Port terminated in on Megalink or equivalent - Basic Local Area			UEP95	UEPY9	14.00	90.00	45.00	20.00	10.00			33.67	7.88	
	2-Wire Voice Grade Port Terminated on 800 Service Term - Basic Local Area			UEP95	UEPY2	14.00	90.00	45.00	20.00	10.00			33.67	7.88	
	<b>FL &amp; GA Only</b>														
	2-Wire Voice Grade Port (Centrex )			UEP95	UEPHA	14.00	90.00	45.00	20.00	10.00			33.67	7.88	
	2-Wire Voice Grade Port (Centrex 800 termination)			UEP95	UEPHB	14.00	90.00	45.00	20.00	10.00			33.67	7.88	
	2-Wire Voice Grade Port (Centrex with Caller ID)1			UEP95	UEPHH	14.00	90.00	45.00	20.00	10.00			33.67	7.88	
	2-Wire Voice Grade Port (Centrex from diff Serving Wire Center)2			UEP95	UEPHM	14.00	90.00	45.00	20.00	10.00			33.67	7.88	
	2-Wire Voice Grade Port, Diff Serving Wire Center - 800 Service Term			UEP95	UEPHZ	14.00	90.00	45.00	20.00	10.00			33.67	7.88	
	2-Wire Voice Grade Port terminated in on Megalink or equivalent			UEP95	UEPH9	14.00	90.00	45.00	20.00	10.00			33.67	7.88	
	2-Wire Voice Grade Port Terminated on 800 Service Term			UEP95	UEPH2	14.00	90.00	45.00	20.00	10.00			33.67	7.88	
	<b>Local Switching</b>														
	Centrex Intercom Funtionality, per port			UEP95	URECS	0.5554									
	<b>Local Number Portability</b>														
	Local Number Portability (1 per port)			UEP95	LNPC	0.35									
	<b>Features</b>														
	All Standard Features Offered, per port			UEP95	UEPVF	0.00							33.67	7.88	
	All Select Features Offered, per port			UEP95	UEPVS	0.00	454.69						33.67	7.88	
	All Centrex Control Features Offered, per port			UEP95	UEPVC	0.00							33.67	7.88	
	<b>NARS</b>														
	Unbundled Network Access Register - Combination			UEP95	UARCX	0.00	0.00	0.00					33.67	7.88	

UNBUNDLED NETWORK ELEMENTS - Georgia										Attachment: 2		Exhibit: B	
CATEGORY	RATE ELEMENTS	Interim	Zone	BCS	USOC	RATES (\$)	Svc Order Submitted Elec per LSR	Svc Order Submitted Manually per LSR	Incremental Charge - Manual Svc Order vs. Electronic-1st	Incremental Charge - Manual Svc Order vs. Electronic-Add'l	Incremental Charge - Manual Svc Order vs. Electronic-Disc 1st	Incremental Charge - Manual Svc Order vs. Electronic-Disc Add'l	
													Rec
	Unbundled Network Access Register - Indial			UEP95	UAR1X	0.00		0.00	0.00			33.67	7.88
	Unbundled Network Access Register - Outdial			UEP95	UARO	0.00		0.00	0.00			33.67	7.88
<b>Miscellaneous Terminations</b>													
<b>2-Wire Trunk Side</b>													
	Trunk Side Terminations, each			UEP95	CEND6	11.35		61.91	61.91			33.67	7.88
<b>4-Wire Digital (1.544 Megabits)</b>													
	DS1 Circuit Terminations, each			UEP95	M1HD1	120.80		89.44	52.46			33.67	7.88
	DS0 Channels Activated, each			UEP95	M1HDO	0.00		28.71				33.67	7.88
<b>Interoffice Channel Mileage - 2-Wire</b>													
	Interoffice Channel Facilities Termination			UEP95	MIGBC	17.07							
	Interoffice Channel mileage, per mile or fraction of mile			UEP95	MIGBM	0.0222							
<b>Feature Activations (DS0) Centrex Loops on Channelized DS1 Service</b>													
<b>D4 Channel Bank Feature Activations</b>													
	Feature Activation on D-4 Channel Bank Centrex Loop Slot			UEP95	1PQWS	0.62							
	Feature Activation on D-4 Channel Bank FX line Side Loop Slot			UEP95	1PQW6	0.62							
	Feature Activation on D-4 Channel Bank FX Trunk Side Loop Slot			UEP95	1PQW7	0.62							
	Feature Activation on D-4 Channel Bank Centrex Loop Slot - Different Wire Center			UEP95	1PQWP	0.62							
	Feature Activation on D-4 Channel Bank Private Line Loop Slot			UEP95	1PQWV	0.62							
	Feature Activation on D-4 Channel Bank Tjie Line/Trunk Loop Slot			UEP95	1PQWQ	0.62							
	Feature Activation on D-4 Channel Bank WATS Loop Slot			UEP95	1PQWA	0.62							
<b>Non-Recurring Charges (NRC) Associated with UNE-P Centrex</b>													
	NRC Conversion Currently Combined Switch-As-Is with allowed changes, per port			UEP95	USAC2			2.01	0.3108			33.67	7.88
	New Centrex Standard Common Block			UEP95	M1ACS	0.00		659.41				33.67	7.88
	New Centrex Customized Common Block			UEP95	M1ACC	0.00		659.41				33.67	7.88
	NAR Establishment Charge, Per Occasion			UEP95	URECA	0.00		71.88				33.67	7.88
<b>UNE-P CENTREX - DMS100 (Valid in All States)</b>													
<b>2-Wire VG Loop/2-Wire Voice Grade Port (Centrex) Combo</b>													
<b>UNE Port/Loop Combination Rates (Non-Design)</b>													
	2-Wire VG Loop/2-Wire Voice Grade Port (Centrex) Port Combo - Non-Design		1	UEP9D		24.80							
	2-Wire VG Loop/2-Wire Voice Grade Port (Centrex)Port Combo - Non-Design		2	UEP9D		26.47							
	2-Wire VG Loop/2-Wire Voice Grade Port (Centrex)Port Combo - Non-Design		3	UEP9D		33.83							
<b>UNE Port/Loop Combination Rates (Design)</b>													
	2-Wire VG Loop/2-Wire Voice Grade Port (Centrex) Port Combo - Design		1	UEP9D		30.84							
	2-Wire VG Loop/2-Wire Voice Grade Port (Centrex)Port Combo - Design		2	UEP9D		33.45							
	2-Wire VG Loop/2-Wire Voice Grade Port (Centrex)Port Combo - Design		3	UEP9D		44.92							
<b>UNE Loop Rate</b>													
	2-Wire Voice Grade Loop (SL 1) - Zone 1		1	UEP9D	UECS1	10.80							
	2-Wire Voice Grade Loop (SL 1) - Zone 2		2	UEP9D	UECS1	12.47							
	2-Wire Voice Grade Loop (SL 1) - Zone 3		3	UEP9D	UECS1	19.83							
	2-Wire Voice Grade Loop (SL 2) - Zone 1		1	UEP9D	UECS2	16.84							
	2-Wire Voice Grade Loop (SL 2) - Zone 2		2	UEP9D	UECS2	19.45							
	2-Wire Voice Grade Loop (SL 2) - Zone 3		3	UEP9D	UECS2	30.92							
<b>UNE Port Rate</b>													
<b>ALL STATES</b>													
	2-Wire Voice Grade Port (Centrex ) Basic Local Area			UEP9D	UEPYA	14.00		90.00	45.00	20.00	10.00	33.67	7.88
	2-Wire Voice Grade Port (Centrex 800 termination)Basic Local Area			UEP9D	UEPYB	14.00		90.00	45.00	20.00	10.00	33.67	7.88

UNBUNDLED NETWORK ELEMENTS - Georgia										Attachment: 2		Exhibit: B						
CATEGORY	RATE ELEMENTS	Interim	Zone	BCS	USOC	RATES (\$)	Svc Order Submitted Elec per LSR	Svc Order Submitted Manually per LSR	Incremental Charge - Manual Svc Order vs. Electronic-1st	Incremental Charge - Manual Svc Order vs. Electronic-Add'l	Incremental Charge - Manual Svc Order vs. Electronic-Disc 1st	Incremental Charge - Manual Svc Order vs. Electronic-Disc Add'l						
													Rec	Nonrecurring		Nonrecurring Disconnect		OSS Rates (\$)
							First	Add'l	First	Add'l	SOMEC	SOMAN	SOMAN	SOMAN	SOMAN	SOMAN		
	2-Wire Voice Grade Port (Centrex / EBS-PSET)3Basic Local Area			UEP9D	UEPYC	14.00	90.00	45.00	20.00	10.00			33.67	7.88				
	2-Wire Voice Grade Port (Centrex / EBS-M5009)3Basic Local Area			UEP9D	UEPYD	14.00	90.00	45.00	20.00	10.00			33.67	7.88				
	2-Wire Voice Grade Port (Centrex / EBS-M5209)3 Basic Local Area			UEP9D	UEPYE	14.00	90.00	45.00	20.00	10.00			33.67	7.88				
	2-Wire Voice Grade Port (Centrex / EBS-M5112)3 Basic Local Area			UEP9D	UEPYF	14.00	90.00	45.00	20.00	10.00			33.67	7.88				
	2-Wire Voice Grade Port (Centrex / EBS-M5312)3Basic Local Area			UEP9D	UEPYG	14.00	90.00	45.00	20.00	10.00			33.67	7.88				
	2-Wire Voice Grade Port (Centrex / EBS-M5008)3 Basic Local Area			UEP9D	UEPYT	14.00	90.00	45.00	20.00	10.00			33.67	7.88				
	2-Wire Voice Grade Port (Centrex / EBS-M5208)3 Basic Local Area			UEP9D	UEPYU	14.00	90.00	45.00	20.00	10.00			33.67	7.88				
	2-Wire Voice Grade Port (Centrex / EBS-M5216)3 Basic Local Area			UEP9D	UEPYV	14.00	90.00	45.00	20.00	10.00			33.67	7.88				
	2-Wire Voice Grade Port (Centrex / EBS-M5316)3 Basic Local Area			UEP9D	UEPY3	14.00	90.00	45.00	20.00	10.00			33.67	7.88				
	2-Wire Voice Grade Port (Centrex with Caller ID) Basic Local Area			UEP9D	UEPYH	14.00	90.00	45.00	20.00	10.00			33.67	7.88				
	2-Wire Voice Grade Port (Centrex/Caller ID/Msg Wtg Lamp Indication))3 Basic Local Area			UEP9D	UEPYW	14.00	90.00	45.00	20.00	10.00			33.67	7.88				
	2-Wire Voice Grade Port (Centrex/Msg Wtg Lamp Indication))3 Basic Local Area			UEP9D	UEPYJ	14.00	90.00	45.00	20.00	10.00			33.67	7.88				
	2-Wire Voice Grade Port (Centrex from diff Serving Wire Center) 2 Basic Local Area			UEP9D	UEPYM	14.00	90.00	45.00	20.00	10.00			33.67	7.88				
	2-Wire Voice Grade Port (Centrex/differ SWC /EBS-PSET)2, 3 Basic Local Area			UEP9D	UEPYO	14.00	90.00	45.00	20.00	10.00			33.67	7.88				
	2-Wire Voice Grade Port (Centrex/differ SWC /EBS-M5009)2, 3 Basic Local Area			UEP9D	UEPYP	14.00	90.00	45.00	20.00	10.00			33.67	7.88				
	2-Wire Voice Grade Port (Centrex/differ SWC /EBS-5209)2, 3 Basic Local Area			UEP9D	UEPYQ	14.00	90.00	45.00	20.00	10.00			33.67	7.88				
	2-Wire Voice Grade Port (Centrex/differ SWC /EBS-M5112)2, 3 Basic Local Area			UEP9D	UEPYR	14.00	90.00	45.00	20.00	10.00			33.67	7.88				
	2-Wire Voice Grade Port (Centrex/differ SWC /EBS-M5312)2, 3 Basic Local Area			UEP9D	UEPYS	14.00	90.00	45.00	20.00	10.00			33.67	7.88				
	2-Wire Voice Grade Port (Centrex/differ SWC /EBS-M5008)2, 3 Basic Local Area			UEP9D	UEPY4	14.00	90.00	45.00	20.00	10.00			33.67	7.88				
	2-Wire Voice Grade Port (Centrex/differ SWC /EBS-M5208)2, 3 Basic Local Area			UEP9D	UEPY5	14.00	90.00	45.00	20.00	10.00			33.67	7.88				
	2-Wire Voice Grade Port (Centrex/differ SWC /EBS-M5216)2, 3 Basic Local Area			UEP9D	UEPY6	14.00	90.00	45.00	20.00	10.00			33.67	7.88				
	2-Wire Voice Grade Port (Centrex/differ SWC /EBS-M5316)2, 3 Basic Local Area			UEP9D	UEPY7	14.00	90.00	45.00	20.00	10.00			33.67	7.88				
	2-Wire Voice Grade Port, Diff Serving Wire Center - 800 Service Term			UEP9D	UEPYZ	14.00	90.00	45.00	20.00	10.00			33.67	7.88				
	2-Wire Voice Grade Port terminated in on Megalink or equivalent Basic Local Area			UEP9D	UEPY9	14.00	90.00	45.00	20.00	10.00			33.67	7.88				
	2-Wire Voice Grade Port Terminated on 800 Service Term Basic Local Area			UEP9D	UEPY2	14.00	90.00	45.00	20.00	10.00			33.67	7.88				
	<b>FL &amp; GA Only</b>																	
	2-Wire Voice Grade Port (Centrex)			UEP9D	UEPHA	14.00	90.00	45.00	20.00	10.00			33.67	7.88				
	2-Wire Voice Grade Port (Centrex 800 termination)			UEP9D	UEPHB	14.00	90.00	45.00	20.00	10.00			33.67	7.88				
	2-Wire Voice Grade Port (Centrex / EBS-PSET)3			UEP9D	UEPHC	14.00	90.00	45.00	20.00	10.00			33.67	7.88				
	2-Wire Voice Grade Port (Centrex / EBS-M5009)3			UEP9D	UEPHD	14.00	90.00	45.00	20.00	10.00			33.67	7.88				
	2-Wire Voice Grade Port (Centrex / EBS-M5209)3			UEP9D	UEPHE	14.00	90.00	45.00	20.00	10.00			33.67	7.88				
	2-Wire Voice Grade Port (Centrex / EBS-M5112)3			UEP9D	UEPHF	14.00	90.00	45.00	20.00	10.00			33.67	7.88				
	2-Wire Voice Grade Port (Centrex / EBS-M5312)3			UEP9D	UEPHG	14.00	90.00	45.00	20.00	10.00			33.67	7.88				
	2-Wire Voice Grade Port (Centrex / EBS-M5008)3			UEP9D	UEPHT	14.00	90.00	45.00	20.00	10.00			33.67	7.88				

UNBUNDLED NETWORK ELEMENTS - Georgia										Attachment: 2		Exhibit: B							
CATEGORY	RATE ELEMENTS	Interim	Zone	BCS	USOC	RATES (\$)	Svc Order Submitted Elec per LSR	Svc Order Submitted Manually per LSR	Incremental Charge - Manual Svc Order vs. Electronic-1st	Incremental Charge - Manual Svc Order vs. Electronic-Add'l	Incremental Charge - Manual Svc Order vs. Electronic-Disc 1st	Incremental Charge - Manual Svc Order vs. Electronic-Disc Add'l	OSS Rates (\$)						
													Rec	Nonrecurring First	Nonrecurring Add'l	Nonrecurring First	Nonrecurring Add'l	SOMEc	SOMAN
	2-Wire Voice Grade Port (Centrex / EBS-M5208)3			UEP9D	UEPHU	14.00													
	2-Wire Voice Grade Port (Centrex / EBS-M5216)3			UEP9D	UEPHV	14.00													
	2-Wire Voice Grade Port (Centrex / EBS-M5316)3			UEP9D	UEPH3	14.00													
	2-Wire Voice Grade Port (Centrex with Caller ID)			UEP9D	UEPHH	14.00													
	2-Wire Voice Grade Port (Centrex/Caller ID/Msg Wtg Lamp Indication)3			UEP9D	UEPHW	14.00													
	2-Wire Voice Grade Port (Centrex/Msg Wtg Lamp Indication)3			UEP9D	UEPHJ	14.00													
	2-Wire Voice Grade Port (Centrex from diff Serving Wire Center) 2			UEP9D	UEPHM	14.00													
	2-Wire Voice Grade Port (Centrex/differ SWC /EBS-PSET)2, 3			UEP9D	UEPHO	14.00													
	2-Wire Voice Grade Port (Centrex/differ SWC /EBS-M5009)2, 3			UEP9D	UEPHP	14.00													
	2-Wire Voice Grade Port (Centrex/differ SWC /EBS-5209)2, 3			UEP9D	UEPHQ	14.00													
	2-Wire Voice Grade Port (Centrex/differ SWC /EBS-M5112)2, 3			UEP9D	UEPHR	14.00													
	2-Wire Voice Grade Port (Centrex/differ SWC /EBS-M5312)2, 3			UEP9D	UEPHS	14.00													
	2-Wire Voice Grade Port (Centrex/differ SWC /EBS-M5008)2, 3			UEP9D	UEPH4	14.00													
	2-Wire Voice Grade Port (Centrex/differ SWC /EBS-M5208)2, 3			UEP9D	UEPH5	14.00													
	2-Wire Voice Grade Port (Centrex/differ SWC /EBS-M5216)2, 3			UEP9D	UEPH6	14.00													
	2-Wire Voice Grade Port (Centrex/differ SWC /EBS-M5316)2, 3			UEP9D	UEPH7	14.00													
	2-Wire Voice Grade Port, Diff Serving Wire Center - 800 Service Term			UEP9D	UEPHZ	14.00													
	2-Wire Voice Grade Port terminated in on Megalink or equivalent			UEP9D	UEPH9	14.00													
	2-Wire Voice Grade Port Terminated on 800 Service Term			UEP9D	UEPH2	14.00													
	<b>Local Switching</b>																		
	Centrex Intercom Functionality, per port			UEP9D	URECS	0.5554													
	<b>Local Number Portability</b>																		
	Local Number Portability (1 per port)			UEP9D	LNPCc	0.35													
	<b>Features</b>																		
	All Standard Features Offered, per port			UEP9D	UEPVF	0.00													
	All Select Features Offered, per port			UEP9D	UEPVS	0.00													
	All Centrex Control Features Offered, per port			UEP9D	UEPVC	0.00													
	<b>NARS</b>																		
	Unbundled Network Access Register - Combination			UEP9D	UARCX	0.00													
	Unbundled Network Access Register - Inward			UEP9D	UAR1X	0.00													
	Unbundled Network Access Register - Outdial			UEP9D	UAROx	0.00													
	<b>Miscellaneous Terminations</b>																		
	<b>2-Wire Trunk Side</b>																		
	Trunk Side Terminations, each			UEP9D	CEND6	11.35													
	<b>4-Wire Digital (1.544 Megabits)</b>																		
	DS1 Circuit Terminations, each			UEP9D	M1HD1	120.80													
	DS0 Channels Activated per Channel			UEP9D	M1HD0	0.00													
	<b>Interoffice Channel Mileage - 2-Wire</b>																		
	Interoffice Channel Facilities Termination			UEP9D	MIGBC	17.07													
	Interoffice Channel mileage, per mile or fraction of mile			UEP9D	MIGBM	0.0222													
	<b>Feature Activations (DS0) Centrex Loops on Channelized DS1 Service</b>																		
	<b>D4 Channel Bank Feature Activations</b>																		
	Feature Activation on D-4 Channel Bank Centrex Loop Slot			UEP9D	1PQWS	0.62													
	Feature Activation on D-4 Channel Bank FX line Side Loop Slot			UEP9D	1PQW6	0.62													
	Feature Activation on D-4 Channel Bank FX Trunk Side Loop Slot			UEP9D	1PQW7	0.62													



UNBUNDLED NETWORK ELEMENTS - Georgia										Attachment: 2		Exhibit: B			
CATEGORY	RATE ELEMENTS	Interim	Zone	BCS	USOC	RATES (\$)				Svc Order Submitted Elec per LSR	Svc Order Submitted Manually per LSR	Incremental Charge - Manual Svc Order vs. Electronic-1st	Incremental Charge - Manual Svc Order vs. Electronic-Add'l	Incremental Charge - Manual Svc Order vs. Electronic-Disc 1st	Incremental Charge - Manual Svc Order vs. Electronic-Disc Add'l
						Rec	Nonrecurring		Nonrecurring Disconnect						
							First	Add'l	First	Add'l	SOMEc	SOMAN	SOMAN	SOMAN	SOMAN
	Feature Activation on D-4 Channel Bank Centrex Loop Slot - Different Wire Center			UEP9D	1PQWP	0.62									
	Feature Activation on D-4 Channel Bank Private Line Loop Slot			UEP9D	1PQWV	0.62									
	Feature Activation on D-4 Channel Bank Tjje Line/Trunk Loop Slot			UEP9D	1PQWQ	0.62									
	Feature Activation on D-4 Channel Bank WATS Loop Slot			UEP9D	1PQWA	0.62									
<b>Non-Recurring Charges (NRC) Associated with UNE-P Centrex</b>															
	NRC Conversion Currently Combined Switch-As-Is with allowed changes, per port			UEP9D	USAC2		2.01	0.3108				33.67	7.88		
	New Centrex Standard Common Block			UEP9D	M1ACS	0.00	659.41					33.67	7.88		
	New Centrex Customized Common Block			UEP9D	M1ACC	0.00	659.41					33.67	7.88		
	NAR Establishment Charge, Per Occasion			UEP9D	URECA	0.00	71.88					33.67	7.88		
<b>Note 1 - Required Port for Centrex Control in 1AESS, 5ESS &amp; EWSD</b>															
<b>Note 2 - Requires Interoffice Channel Mileage</b>															
<b>Note 3 - Requires Specific Customer Premises Equipment</b>															
<b>Note: Rates displaying an "R" in Interim column are interim and subject to rate true-up as set forth in General Terms and Conditions.</b>															

UNBUNDLED NETWORK ELEMENTS - Kentucky										Attachment: 2		Exhibit: B					
CATEGORY	RATE ELEMENTS	Interim	Zone	BCS	USOC	RATES (\$)	Svc Order Submitted Elec per LSR	Svc Order Submitted Manually per LSR	Incremental Charge - Manual Svc Order vs. Electronic-1st	Incremental Charge - Manual Svc Order vs. Electronic-Add'l	Incremental Charge - Manual Svc Order vs. Electronic-Disc 1st	Incremental Charge - Manual Svc Order vs. Electronic-Disc Add'l					
													Rec	Nonrecurring First	Nonrecurring Add'l	Nonrecurring Disconnect First	Nonrecurring Disconnect Add'l
													SOMEC	SOMAN	SOMAN	SOMAN	SOMAN
The "Zone" shown in the sections for stand-alone loops or loops as part of a combination refers to Geographically Deaveraged UNE Zones. To view Geographically Deaveraged UNE Zone Designations by Central Office, refer to Internet Website: <a href="http://www.interconnection.bellsouth.com/become_a_clec/html/interconnection.htm">http://www.interconnection.bellsouth.com/become_a_clec/html/interconnection.htm</a>																	
<b>OPERATIONAL SUPPORT SYSTEMS</b>																	
NOTE: (1) Electronic Service Order: CLEC should contact its contract negotiator if it prefers the state specific electronic service ordering charges as ordered by the State Commissions. The electronic service ordering charge currently contained in this rate exhibit is the BellSouth regional electronic service ordering charge. CLEC may elect either the state specific Commission ordered rates for the electronic service ordering charges, or CLEC may elect the regional electronic service ordering charge.																	
NOTE: (2) Any element that can be ordered electronically will be billed according to the SOMEK rate listed in this category. Please refer to BellSouth's Business Rules for Local Ordering (BBR-LO) to determine if a product can be ordered electronically. For those elements that cannot be ordered electronically at present per the BBR-LO, the listed SOMEK rate in this category reflects the charge that would be billed to a CLEC once electronic ordering capabilities come on-line for that element. Otherwise, the manual ordering charge, SOMAN, will be applied to a CLECs bill when it submits an LSR to BellSouth.																	
	Manual Service Order Charge, per LSR, Disconnect Only (KY)				SOMAN						0.99						
	Electronic OSS Charge, per LSR, submitted via BST's OSS Interactive interfaces (Regional)				SOMEK		3.50										
<b>UNE SERVICE DATE ADVANCEMENT CHARGE</b>																	
NOTE: The Expedite charge will be maintained commensurate with BellSouth's FCC No.1 Tariff, Section 5 as applicable.																	
	UNE Expedite Charge per Circuit or Line Assignable USOC, per Day			ALL UNE EXCEPT UNE-P	SDASP		200.00										
<b>UNBUNDLED EXCHANGE ACCESS LOOP</b>																	
<b>2-WIRE ANALOG VOICE GRADE LOOP</b>																	
	2-Wire Analog Voice Grade Loop - Service Level 1- Zone 1		1	UEANL	UEAL2	10.56	46.66	22.57	26.65	7.65		7.86					
	2-Wire Analog Voice Grade Loop - Service Level 1- Zone 2		2	UEANL	UEAL2	15.34	46.66	22.57	26.65	7.65		7.86					
	2-Wire Analog Voice Grade Loop - Service Level 1- Zone 3		3	UEANL	UEAL2	31.11	46.66	22.57	26.65	7.65		7.86					
	Unbundled Miscellaneous Rate Element, Tag Loop at End User Premise			UEANL	URETL		8.33	0.83				7.86					
	Loop Testing - Basic 1st Half Hour			UEANL	URET1		46.88	46.88				7.86					
	Loop Testing - Basic Additional Half Hour			UEANL	URETA		24.16	24.16				7.86					
	CLEC to CLEC Conversion Charge Without Outside Dispatch (UVL-SL1)			UEANL	UREWO		15.78	8.94				7.86					
	Unbundled Voice Loop, Non-Design Voice Loop, billing for BST providing make-up (Engineering Information - E.I.)			UEANL	UEANM		13.49	13.49									
	Manual Order Coordination for UVL-SL1s (per loop)			UEANL	UEAMC		9.00	9.00									
	Order Coordination for Specified Conversion Time for UVL-SL1 (per LSR)			UEANL	OCOSL		23.01	23.01									
<b>2-WIRE Unbundled COPPER LOOP</b>																	
	2-Wire Unbundled Copper Loop - Non-Designed Zone 1	I	1	UEQ	UEQ2X	10.58	44.97	20.89	25.64	6.65		7.86					
	2 Wire Unbundled Copper Loop - Non-Designed - Zone 2	I	2	UEQ	UEQ2X	11.51	44.97	20.89	25.64	6.65		7.86					
	2 Wire Unbundled Copper Loop - Non-Designed - Zone 3	I	3	UEQ	UEQ2X	13.19	44.97	20.89	25.64	6.65		7.86					
	Unbundled Miscellaneous Rate Element, Tag Loop at End User Premise			UEQ	URETL		8.33	0.83				7.86					
	Order Coordination 2 Wire Unbundled Copper Loop - Non-Designed (per loop)			UEQ	USBMC		9.00	9.00									
	Unbundled Copper Loop, Non-Design Copper Loop, billing for BST providing make-up (Engineering Information - E.I.)			UEQ	UEQMU		13.49	13.49									
	Loop Testing - Basic 1st Half Hour			UEQ	URET1		46.88	46.88				7.86					
	Loop Testing - Basic Additional Half Hour			UEQ	URETA		24.16	24.16				7.86					
	CLEC to CLEC Conversion Charge Without Outside Dispatch (UCL-ND)			UEQ	UREWO		14.27	7.43				7.86					
<b>UNBUNDLED EXCHANGE ACCESS LOOP</b>																	
<b>2-WIRE ANALOG VOICE GRADE LOOP</b>																	
	2 Wire Analog Voice Grade Loop-Service Level 1-Line Splitting-Zone 1		1	UEPSR UEPSB	UEALS	10.56	46.66	22.57	26.65	7.65		7.86					
	2 Wire Analog Voice Grade Loop-Service Level 1-Line Splitting-Zone 1		1	UEPSR UEPSB	UEABS	10.56	46.66	22.57	26.65	7.65		7.86					
	2 Wire Analog Voice Grade Loop- Service Level 1-Line Splitting-Zone 2		2	UEPSR UEPSB	UEALS	15.34	46.66	22.57	26.65	7.65		7.86					
	2 Wire Analog Voice Grade Loop- Service Level 1-Line Splitting-Zone 2		2	UEPSR UEPSB	UEABS	15.34	46.66	22.57	26.65	7.65		7.86					
	2 Wire Analog Voice Grade Loop-Service Level 1-Line Splitting-Zone 3		3	UEPSR UEPSB	UEALS	31.11	46.66	22.57	26.65	7.65		7.86					
	2 Wire Analog Voice Grade Loop-Service Level 1-Line Splitting-Zone 3		3	UEPSR UEPSB	UEABS	31.11	46.66	22.57	26.65	7.65		7.86					



**UNBUNDLED NETWORK ELEMENTS - Kentucky**

UNBUNDLED NETWORK ELEMENTS - Kentucky							Attachment: 2		Exhibit: B							
CATEGORY	RATE ELEMENTS	Interim	Zone	BCS	USOC	RATES (\$)	Svc Order Submitted Elec per LSR	Svc Order Submitted Manually per LSR	Incremental Charge - Manual Svc Order vs. Electronic-1st	Incremental Charge - Manual Svc Order vs. Electronic-Add'l	Incremental Charge - Manual Svc Order vs. Electronic-Disc 1st	Incremental Charge - Manual Svc Order vs. Electronic-Disc Add'l				
							Rec	Nonrecurring		Nonrecurring Disconnect		OSS Rates (\$)				
							First	Add'l	First	Add'l	SOMEC	SOMAN	SOMAN	SOMAN	SOMAN	SOMAN
	2 Wire Unbundled HDSL Loop including manual service inquiry & facility reservation - Zone 3		3	UHL	UHL2X	10.61	151.54	89.29	69.09	11.54		7.86				
	Order Coordination for Specified Conversion Time (per LSR)			UHL	OCOSL		23.01									
	2 Wire Unbundled HDSL Loop without manual service inquiry and facility reservation - Zone 1		1	UHL	UHL2W	8.75	130.74	78.56	69.09	11.54		7.86				
	2 Wire Unbundled HDSL Loop without manual service inquiry and facility reservation - Zone 2		2	UHL	UHL2W	9.56	130.74	78.56	69.09	11.54		7.86				
	2 Wire Unbundled HDSL Loop without manual service inquiry and facility reservation - Zone 3		3	UHL	UHL2W	10.61	130.74	78.56	69.09	11.54		7.86				
	Order Coordination for Specified Conversion Time (per LSR)			UHL	OCOSL		23.01									
	CLEC to CLEC Conversion Charge without outside dispatch			UHL	UREWO		86.14	40.40				7.86				
<b>4-WIRE HIGH BIT RATE DIGITAL SUBSCRIBER LINE (HDSL) COMPATIBLE LOOP</b>																
	4 Wire Unbundled HDSL Loop including manual service inquiry and facility reservation - Zone 1		1	UHL	UHL4X	13.95	185.75	123.50	74.95	14.69		7.86				
	4-Wire Unbundled HDSL Loop including manual service inquiry and facility reservation - Zone 2		2	UHL	UHL4X	15.68	185.75	123.50	74.95	14.69		7.86				
	4-Wire Unbundled HDSL Loop including manual service inquiry and facility reservation - Zone 3		3	UHL	UHL4X	16.98	185.75	123.50	74.95	14.69		7.86				
	Order Coordination for Specified Conversion Time (per LSR)			UHL	OCOSL		23.01									
	4-Wire Unbundled HDSL Loop without manual service inquiry and facility reservation - Zone 1		1	UHL	UHL4W	13.95	164.95	114.04	77.32	15.80		7.86				
	4-Wire Unbundled HDSL Loop without manual service inquiry and facility reservation - Zone 2		2	UHL	UHL4W	15.68	164.95	114.04	77.32	15.80		7.86				
	4-Wire Unbundled HDSL Loop without manual service inquiry and facility reservation - Zone 3		3	UHL	UHL4W	16.98	164.95	114.04	77.32	15.80		7.86				
	Order Coordination for Specified Conversion Time (per LSR)			UHL	OCOSL		23.01									
	CLEC to CLEC Conversion Charge without outside dispatch			UHL	UREWO		86.14	40.40				7.86				
<b>4-WIRE DS1 DIGITAL LOOP</b>																
	4-Wire DS1 Digital Loop - Zone 1		1	USL	USLXX	86.47	306.69	174.44	65.83	14.55		7.86				
	4-Wire DS1 Digital Loop - Zone 2		2	USL	USLXX	114.10	306.69	174.44	65.83	14.55		7.86				
	4-Wire DS1 Digital Loop - Zone 3		3	USL	USLXX	297.76	306.69	174.44	65.83	14.55		7.86				
	Order Coordination for Specified Conversion Time (per LSR)			USL	OCOSL		23.01									
	CLEC to CLEC Conversion Charge without outside dispatch			USL	UREWO		101.09	43.04								
<b>4-WIRE 19.2, 56 OR 64 KBPS DIGITAL GRADE LOOP</b>																
	4 Wire Unbundled Digital 19.2 Kbps		1	UDL	UDL19	27.59	157.81	106.06	78.91	18.66		7.86				
	4 Wire Unbundled Digital 19.2 Kbps		2	UDL	UDL19	32.48	157.81	106.06	78.91	18.66		7.86				
	4 Wire Unbundled Digital 19.2 Kbps		3	UDL	UDL19	36.37	157.81	106.06	78.91	18.66		7.86				
	4 Wire Unbundled Digital Loop 56 Kbps - Zone 1		1	UDL	UDL56	27.59	157.81	106.06	78.91	18.66		7.86				
	4 Wire Unbundled Digital Loop 56 Kbps - Zone 2		2	UDL	UDL56	32.48	157.81	106.06	78.91	18.66		7.86				
	4 Wire Unbundled Digital Loop 56 Kbps - Zone 3		3	UDL	UDL56	36.37	157.81	106.06	78.91	18.66		7.86				
	Order Coordination for Specified Conversion Time (per LSR)			UDL	OCOSL		23.01									
	4 Wire Unbundled Digital Loop 64 Kbps - Zone 1		1	UDL	UDL64	27.59	157.81	106.06	78.91	18.66		7.86				
	4 Wire Unbundled Digital Loop 64 Kbps - Zone 2		2	UDL	UDL64	32.48	157.81	106.06	78.91	18.66		7.86				
	4 Wire Unbundled Digital Loop 64 Kbps - Zone 3		3	UDL	UDL64	36.37	157.81	106.06	78.91	18.66		7.86				
	Order Coordination for Specified Conversion Time (per LSR)			UDL	OCOSL		23.01									
	CLEC to CLEC Conversion Charge without outside dispatch			UDL	UREWO		102.13	49.75				7.86				
<b>2-WIRE Unbundled COPPER LOOP</b>																
	2-Wire Unbundled Copper Loop/Short including manual service inquiry & facility reservation - Zone 1		1	UCL	UCLPB	10.82	140.95	78.70	69.09	11.54		7.86				
	2-Wire Unbundled Copper Loop/Short including manual service inquiry & facility reservation - Zone 2		2	UCL	UCLPB	11.79	140.95	78.70	69.09	11.54		7.86				
	2 Wire Unbundled Copper Loop/Short including manual service inquiry & facility reservation - Zone 3		3	UCL	UCLPB	12.87	140.95	78.70	69.09	11.54		7.86				
	Order Coordination for Unbundled Copper Loops (per loop)			UCL	UCLMC		9.00	9.00								
	2-Wire Unbundled Copper Loop/Short without manual service inquiry and facility reservation - Zone 1		1	UCL	UCLPW	10.82	120.15	67.97	69.09	11.54		7.86				
	2-Wire Unbundled Copper Loop/Short without manual service inquiry and facility reservation - Zone 2		2	UCL	UCLPW	11.79	120.15	67.97	69.09	11.54		7.86				

UNBUNDLED NETWORK ELEMENTS - Kentucky							Attachment: 2		Exhibit: B							
CATEGORY	RATE ELEMENTS	Interim	Zone	BCS	USOC	RATES (\$)	Svc Order Submitted Elec per LSR	Svc Order Submitted Manually per LSR	Incremental Charge - Manual Svc Order vs. Electronic-1st	Incremental Charge - Manual Svc Order vs. Electronic-Add'l	Incremental Charge - Manual Svc Order vs. Electronic-Disc 1st	Incremental Charge - Manual Svc Order vs. Electronic-Disc Add'l				
													Rec	Nonrecurring		Nonrecurring Disconnect
										SOMEc	SOMAN	SOMAN	SOMAN	SOMAN	SOMAN	
	2-Wire Unbundled Copper Loop/Short without manual service inquiry and facility reservation - Zone 3		3	UCL	UCLPW	12.87		120.15	67.97	69.09	11.54					
	Order Coordination for Unbundled Copper Loops (per loop)			UCL	UCLMC			9.00	9.00							
	2-Wire Unbundled Copper Loop/Long - includes manual svc. inquiry and facility reservation - Zone 1		1	UCL	UCL2L	24.91		140.95	78.70	69.09	11.54					
	2-Wire Unbundled Copper Loop/Long - includes manual svc. inquiry and facility reservation - Zone 2		2	UCL	UCL2L	36.94		140.95	78.70	69.09	11.54					
	2-Wire Unbundled Copper Loop/Long - includes manual svc. inquiry and facility reservation - Zone 3		3	UCL	UCL2L	69.95		140.95	78.70	69.09	11.54					
	Order Coordination for Unbundled Copper Loops (per loop)			UCL	UCLMC			9.00	9.00							
	2-Wire Unbundled Copper Loop/Long - without manual service inquiry and facility reservation - Zone 1		1	UCL	UCL2W	24.91		120.15	67.97	69.09	11.54					
	2-Wire Unbundled Copper Loop/Long - without manual service inquiry and facility reservation - Zone 2		2	UCL	UCL2W	36.94		120.15	67.97	69.09	11.54					
	2-Wire Unbundled Copper Loop/Long - without manual service inquiry and facility reservation - Zone 3		3	UCL	UCL2W	69.95		120.15	67.97	69.09	11.54					
	Order Coordination for Unbundled Copper Loops (per loop)			UCL	UCLMC			9.00	9.00							
	CLEC to CLEC Conversion Charge without outside dispatch (UCL-Des)			UCL	UREWO			97.23	42.48							
	<b>4-WIRE COPPER LOOP</b>															
	4-Wire Copper Loop/Short - including manual service inquiry and facility reservation - Zone 1		1	UCL	UCL4S	16.92		170.31	108.06	74.95	14.69					
	4-Wire Copper Loop/Short - including manual service inquiry and facility reservation - Zone 2		2	UCL	UCL4S	17.36		170.31	108.06	74.95	14.69					
	4-Wire Copper Loop/Short - including manual service inquiry and facility reservation - Zone 3		3	UCL	UCL4S	28.10		170.31	108.06	74.95	14.69					
	Order Coordination for Unbundled Copper Loops (per loop)			UCL	UCLMC			9.00	9.00							
	4-Wire Copper Loop/Short - without manual service inquiry and facility reservation - Zone 1		1	UCL	UCL4W	16.92		149.52	97.33	74.95	14.69					
	4-Wire Copper Loop/Short - without manual service inquiry and facility reservation - Zone 2		2	UCL	UCL4W	17.36		149.52	97.33	74.95	14.69					
	4-Wire Copper Loop/Short - without manual service inquiry and facility reservation - Zone 3		3	UCL	UCL4W	28.10		149.52	97.33	74.95	14.69					
	Order Coordination for Unbundled Copper Loops (per loop)			UCL	UCLMC			9.00	9.00							
	4-Wire Unbundled Copper Loop/Long - includes manual svc. inquiry and facility reservation - Zone 1		1	UCL	UCL4L	46.91		170.31	108.06	74.95	14.69					
	4-Wire Unbundled Copper Loop/Long - includes manual svc. inquiry and facility reservation - Zone 2		2	UCL	UCL4L	45.78		170.31	108.06	74.95	14.69					
	4-Wire Unbundled Copper Loop/Long - includes manual svc. inquiry and facility reservation - Zone 3		3	UCL	UCL4L	171.34		170.31	108.06	74.95	14.69					
	Order Coordination for Unbundled Copper Loops (per loop)			UCL	UCLMC			9.00	9.00							
	4-Wire Unbundled Copper Loop/Long - without manual svc. inquiry and facility reservation - Zone 1		1	UCL	UCL4O	46.91		149.52	97.33	74.95	14.69					
	4-Wire Unbundled Copper Loop/Long - without manual svc. inquiry and facility reservation - Zone 2		2	UCL	UCL4O	45.78		149.52	97.33	74.95	14.69					
	4-Wire Unbundled Copper Loop/Long - without manual svc. inquiry and facility reservation - Zone 3		3	UCL	UCL4O	171.34		149.52	97.33	74.95	14.69					
	Order Coordination for Unbundled Copper Loops (per loop)			UCL	UCLMC			9.00	9.00							
	CLEC to CLEC Conversion Charge without outside dispatch (UCL-Des)			UCL	UREWO			97.23	42.48							
	<b>LOOP MODIFICATION</b>															
	Unbundled Loop Modification, Removal of Load Coils - 2 Wire pair less than or equal to 18k ft			UAL, UHL, UCL, UEQ, ULS, UEA, UEANL, UEPSR, UEPSB	ULM2L			9.24	9.24							
	Unbundled Loop Modification, Removal of Load Coils - 2 wire greater than 18k ft			UCL, ULS, UEQ	ULM2G			342.24	342.24							
	Unbundled Loop Modification Removal of Load Coils - 4 Wire less than or equal to 18K ft			UHL, UCL	ULM4L			9.24	9.24							

UNBUNDLED NETWORK ELEMENTS - Kentucky										Attachment: 2		Exhibit: B				
CATEGORY	RATE ELEMENTS	Interim	Zone	BCS	USOC	RATES (\$)	Svc Order Submitted Elec per LSR	Svc Order Submitted Manually per LSR	Incremental Charge - Manual Svc Order vs. Electronic-1st	Incremental Charge - Manual Svc Order vs. Electronic-Add'l	Incremental Charge - Manual Svc Order vs. Electronic-Disc 1st	Incremental Charge - Manual Svc Order vs. Electronic-Disc Add'l				
													Rec	Nonrecurring		Nonrecurring Disconnect
										SOMEc	SOMAN	SOMAN	SOMAN	SOMAN	SOMAN	
	Unbundled Loop Modification Removal of Load Coils - 4 Wire pair greater than 18k ft			UCL	ULM4G			342.24	342.24							
	Unbundled Loop Modification Removal of Bridged Tap Removal, per unbundled loop			UAL, UHL, UCL, UEQ, ULS, UEA, UEANL, UEPSR, UEPSB	ULMBT			10.47	10.47							
<b>SUB-LOOPS</b>																
<b>Sub-Loop Distribution</b>																
	Sub-Loop - Per Cross Box Location - CLEC Feeder Facility Set-Up	I		UEANL	USBSA			207.91	207.91							
	Sub-Loop - Per Cross Box Location - Per 25 Pair Panel Set-Up	I		UEANL	USBSB			12.50	12.50							
	Sub-Loop - Per Building Equipment Room - CLEC Feeder Facility Set-Up	I		UEANL	USBSC			80.87	80.87							
	Sub-Loop - Per Building Equipment Room - Per 25 Pair Panel Set-Up	I		UEANL	USBSD			45.04	45.04							
	Sub-Loop Distribution Per 2-Wire Analog Voice Grade Loop - Zone 1	I	1	UEANL	USBN2	6.34		85.03	39.05	59.81	7.90					
	Sub-Loop Distribution Per 2-Wire Analog Voice Grade Loop - Zone 2	I	2	UEANL	USBN2	9.06		85.03	39.05	59.81	7.90					
	Sub-Loop Distribution Per 2-Wire Analog Voice Grade Loop - Zone 3	I	3	UEANL	USBN2	14.82		85.03	39.05	59.81	7.90					
	Order Coordination for Unbundled Sub-Loops, per sub-loop pair			UEANL	USBMC			9.00	9.00							
	Sub-Loop Distribution Per 4-Wire Analog Voice Grade Loop - Zone 1		1	UEANL	USBN4	8.14		102.31	56.32	65.24	10.88					
	Sub-Loop Distribution Per 4-Wire Analog Voice Grade Loop - Zone 2		2	UEANL	USBN4	8.63		102.31	56.32	65.24	10.88					
	Sub-Loop Distribution Per 4-Wire Analog Voice Grade Loop - Zone 3		3	UEANL	USBN4	25.60		102.31	56.32	65.24	10.88					
	Order Coordination for Unbundled Sub-Loops, per sub-loop pair			UEANL	USBMC			9.00	9.00							
	Sub-Loop 2-Wire IntraBuilding Network Cable (INC)	I		UEANL	USBR2	2.57		68.35	22.36	59.81	7.90					
	Order Coordination for Unbundled Sub-Loops, per sub-loop pair			UEANL	USBMC			9.00	9.00							
	Sub-Loop 4-Wire IntraBuilding Network Cable (INC)	I		UEANL	USBR4	4.98		76.49	30.51	65.24	10.88					
	Order Coordination for Unbundled Sub-Loops, per sub-loop pair			UEANL	USBMC			9.00	9.00							
	2 Wire Copper Unbundled Sub-Loop Distribution - Zone 1	I	1	UEF	UCS2X	5.45		85.03	39.05	59.81	7.90					
	2 Wire Copper Unbundled Sub-Loop Distribution - Zone 2	I	2	UEF	UCS2X	7.06		85.03	39.05	59.81	7.90					
	2 Wire Copper Unbundled Sub-Loop Distribution - Zone 3	I	3	UEF	UCS2X	9.67		85.03	39.05	59.81	7.90					
	Order Coordination for Unbundled Sub-Loops, per sub-loop pair			UEF	USBMC			9.00	9.00							
	4 Wire Copper Unbundled Sub-Loop Distribution - Zone 1	I	1	UEF	UCS4X	7.09		102.31	56.32	65.24	10.88					
	4 Wire Copper Unbundled Sub-Loop Distribution - Zone 2	I	2	UEF	UCS4X	8.66		102.31	56.32	65.24	10.88					
	4 Wire Copper Unbundled Sub-Loop Distribution - Zone 3	I	3	UEF	UCS4X	19.40		102.31	56.32	65.24	10.88					
	Order Coordination for Unbundled Sub-Loops, per sub-loop pair			UEF	USBMC			9.00	9.00							
<b>Unbundled Sub-Loop Modification</b>																
	Unbundled Sub-Loop Modification - 2-W Copper Dist Load Coil/Equip Removal per 2-W PR			UEF	ULM2X			5.23	5.23							
	Unbundled Sub-loop Modification - 4-W Copper Dist Load Coil/Equip Removal per 4-W PR			UEF	ULM4X			5.23	5.23							
	Unbundled Sub-loop Modification - 2-w/4-w Copper Dist Bridged Tap Removal, per PR unloaded			UEF	ULM4T			7.97	7.97							
<b>Unbundled Network Terminating Wire (UNTW)</b>																
	Unbundled Network Terminating Wire (UNTW) per Pair			UENTW	UENPP	0.53		23.51	23.51							
<b>Network Interface Device (NID)</b>																
	Network Interface Device (NID) - 1-2 lines			UENTW	UND12			73.53	49.47							

UNBUNDLED NETWORK ELEMENTS - Kentucky											Attachment: 2		Exhibit: B							
CATEGORY	RATE ELEMENTS	Interim	Zone	BCS	USOC	RATES (\$)	Svc Order Submitted Elec per LSR	Svc Order Submitted Manually per LSR	Incremental Charge - Manual Svc Order vs. Electronic-1st	Incremental Charge - Manual Svc Order vs. Electronic-Add'l	Incremental Charge - Manual Svc Order vs. Electronic-Disc 1st	Incremental Charge - Manual Svc Order vs. Electronic-Disc Add'l	OSS Rates (\$)							
													Rec	Nonrecurring		Nonrecurring Disconnect		SOMEc	SOMAN	SOMAN
													First	Add'l	First	Add'l				
	Network Interface Device (NID) - 1-6 lines			UENTW	UND16								115.96	91.91						7.86
	Network Interface Device Cross Connect - 2 W			UENTW	UNDC2								8.56	8.56						7.86
	Network Interface Device Cross Connect - 4W			UENTW	UNDC4								8.56	8.56						7.86
<b>SUB-LOOPS</b>																				
<b>Sub-Loop Feeder</b>																				
	USL-Feeder, DS0 Set-up per Cross Box location - CLEC Distribution Facility set-up			UEA, UDN,UCL,UDL,UDC	USBFW								207.91							7.86
	USL Feeder - DS0 Set-up per Cross Box location - per 25 pair set-up			UEA, UDN,UCL,UDL,UDC	USBFX								12.50	12.50						7.86
	USL Feeder DS1 Set-up at DSX location, per DS1 termination			USL	USBFZ								527.98	11.32						7.86
	Unbundled Sub-Loop Feeder Loop, 2 Wire Ground Start, Voice Grade - Zone 1		1	UEA	USBFA	7.67							114.83	64.61	72.34	17.21				7.86
	Unbundled Sub-Loop Feeder Loop, 2 Wire Ground-Start, Voice Grade - Zone 2		2	UEA	USBFA	9.70							114.83	64.61	72.34	17.21				7.86
	Unbundled Sub-Loop Feeder Loop, Per 2 Wire Ground-Start, Voice Grade - Zone 3		3	UEA	USBFA	19.53							114.83	64.61	72.34	17.21				7.86
	Order Coordination for Specified Conversion Time, per LSR			UEA	OCOSL								23.01							
	Unbundled Sub-Loop Feeder Loop, 2 Wire Loop-Start, Voice Grade - Zone 1		1	UEA	USBFB	7.67							114.83	64.61	72.34	17.21				7.86
	Unbundled Sub-Loop Feeder Loop, 2 Wire Loop-Start, Voice Grade - Zone 2		2	UEA	USBFB	9.70							114.83	64.61	72.34	17.21				7.86
	Unbundled Sub-Loop Feeder Loop, 2 Wire Start Loop, Voice Grade - Zone 3		3	UEA	USBFB	19.53							114.83	64.61	72.34	17.21				7.86
	Order Coordination for Specified Time Conversion, per LSR			UEA	OCOSL								23.01							
	Unbundled Sub-Loop Feeder Loop, 2 Wire Reverse Battery, Voice Grade - Zone 1		1	UEA	USBFC	7.67							114.83	64.61	72.34	17.21				7.86
	Unbundled Sub-Loop Feeder Loop, 2 Wire Reverse Battery, Voice Grade - Zone 2		2	UEA	USBFC	9.70							114.83	64.61	72.34	17.21				7.86
	Unbundled Sub-Loop Feeder Loop, 2 Wire Analog Reverse Battery, Voice Grade - Zone 3		3	UEA	USBFC	19.53							114.83	64.61	72.34	17.21				7.86
	Order Coordination For Specified Conversion Time, per LSR			UEA	OCOSL								23.01							
	Unbundled Sub-Loop Feeder Loop, 4 Wire Ground-Start, Voice Grade - Zone 1		1	UEA	USBFD	22.82							131.73	79.98	81.82	51.56				7.86
	Unbundled Sub-Loop Feeder Loop, 4 Wire Ground-Start, Voice Grade - Zone 2		2	UEA	USBFD	27.24							131.73	79.98	81.82	51.56				7.86
	Unbundled Sub-Loop Feeder Loop, 4 Wire Ground Start, Voice Grade - Zone 3		3	UEA	USBFD	61.41							131.73	79.98	81.82	51.56				7.86
	Order Coordination For Specified Conversion Time, Per LSR			UEA	OCOSL								23.01							
	Unbundled Sub-Loop Feeder Loop, 4 Wire Loop-Start, Voice Grade - Zone 1		1	UEA	USBFE	22.82							131.73	79.98	81.82	51.56				7.86
	Unbundled Sub-Loop Feeder Loop, 4 Wire Loop-Start, Voice Grade - Zone 2		2	UEA	USBFE	27.24							131.73	79.98	81.82	51.56				7.86
	Unbundled Sub-Loop Feeder Loop, 4 Wire Loop-Start, Voice Grade - Zone 3		3	UEA	USBFE	61.41							131.73	79.98	81.82	51.56				7.86
	Order Coordination For Specified Conversion Time, Per LSR			UEA	OCOSL								23.01							
	Unbundled Sub-Loop Feeder Loop, 2 Wire ISDN BRI - Zone 1		1	UDN	USBFF	13.00							131.79	80.04	74.16	16.60				7.86
	Unbundled Sub-Loop Feeder Loop, 2-Wire ISDN BRI - Zone 2		2	UDN	USBFF	16.95							131.79	80.04	74.16	16.60				7.86
	Unbundled Sub-Loop Feeder Loop, 2-Wire ISDN BRI - Zone 3		3	UDN	USBFF	28.95							131.79	80.04	74.16	16.60				7.86
	Order Coordination For Specified Conversion Time, Per LSR			UDN	OCOSL								23.01							
	Unbundled Sub-Loop Feeder, 2 Wire UDC (IDSL compatible)		1	UDC	USBFS	13.00							131.79	80.04	74.16	16.60				7.86
	Unbundled Sub-Loop Feeder, 2 Wire UDC (IDSL compatible)		2	UDC	USBFS	16.95							131.79	80.04	74.16	16.60				7.86
	Unbundled Sub-Loop Feeder, 2 Wire UDC (IDSL compatible)		3	UDC	USBFS	28.95							131.79	80.04	74.16	16.60				7.86
	Unbundled Sub-Loop Feeder Loop, 4-Wire DS1 - Zone 1		1	USL	USBFG	62.57							125.43	73.68	81.82	21.56				7.86
	Unbundled Sub-Loop Feeder Loop, 4-Wire DS1 - Zone 2		2	USL	USBFG	87.71							125.43	73.68	81.82	21.56				7.86
	Unbundled Sub-Loop Feeder Loop, 4-Wire DS1 - Zone 3		3	USL	USBFG	273.33							125.43	73.68	81.82	21.56				7.86
	Order Coordination For Specified Conversion Time, Per LSR			USL	OCOSL								23.01							
	Unbundled Sub-Loop Feeder, 2-Wire Copper Loop - Zone 1		1	UCL	USBFH	6.44							105.31	53.57	71.16	13.61				7.86
	Unbundled Sub-Loop Feeder Loop, 2-Wire Copper Loop - Zone 2		2	UCL	USBFH	5.78							105.31	53.57	71.16	13.61				7.86

UNBUNDLED NETWORK ELEMENTS - Kentucky							Attachment: 2		Exhibit: B							
CATEGORY	RATE ELEMENTS	Interim	Zone	BCS	USOC	RATES (\$)	Svc Order Submitted Elec per LSR	Svc Order Submitted Manually per LSR	Incremental Charge - Manual Svc Order vs. Electronic-1st	Incremental Charge - Manual Svc Order vs. Electronic-Add'l	Incremental Charge - Manual Svc Order vs. Electronic-Disc 1st	Incremental Charge - Manual Svc Order vs. Electronic-Disc Add'l				
							Rec	Nonrecurring		Nonrecurring Disconnect		OSS Rates (\$)				
							First	Add'l	First	Add'l	SOMEc	SOMAN	SOMAN	SOMAN	SOMAN	SOMAN
	Unbundled Sub-Loop Feeder Loop, 2-Wire Copper Loop - Zone 3		3	UCL	USBFH	4.25	105.31	53.57	71.16	13.61		7.86				
	Order Coordination For Specified Conversion Time, per LSR			UCL	OCOSL		23.01									
	Sub-Loop Feeder - Per 4-Wire Copper Loop - Zone 1		1	UCL	USBFJ	11.33	125.55	73.80	77.12	16.86		7.86				
	Sub-Loop Feeder - Per 4-Wire Copper Loop - Zone 2		2	UCL	USBFJ	10.18	125.55	73.80	77.12	16.86		7.86				
	Sub-Loop Feeder - Per 4-Wire Copper Loop - Zone 3		3	UCL	USBFJ	10.32	125.55	73.80	77.12	16.86		7.86				
	Order Coordination For Specified Conversion Time, per LSR			UCL	OCOSL		23.01									
	Sub-Loop Feeder - Per 4-Wire 19.2 Kbps Digital Grade Loop		1	UDL	USBFN	20.78	125.43	73.68	81.82	21.56		7.86				
	Sub-Loop Feeder - Per 4-Wire 19.2 Kbps Digital Grade Loop		2	UDL	USBFN	26.41	125.43	73.68	81.82	21.56		7.86				
	Sub-Loop Feeder - Per 4-Wire 19.2 Kbps Digital Grade Loop		3	UDL	USBFN	23.10	125.43	73.68	81.82	21.56		7.86				
	Sub-Loop Feeder - Per 4-Wire 56 Kbps Digital Grade Loop - Zone 1		1	UDL	USBFO	20.78	125.43	73.68	81.82	21.56		7.86				
	Sub-Loop Feeder - Per 4-Wire 56 Kbps Digital Grade Loop - Zone 2		2	UDL	USBFO	26.41	125.43	73.68	81.82	21.56		7.86				
	Sub-Loop Feeder - Per 4-Wire 56 Kbps Digital Grade Loop - Zone 3		3	UDL	USBFO	23.10	125.43	73.68	81.82	21.56		7.86				
	Order Coordination For Specified Time Conversion, per LSR			UDL	OCOSL		23.01									
	Sub-Loop Feeder - Per 4-Wire 64 Kbps Digital Grade Loop - Zone 1		1	UDL	USBFP	20.78	125.43	73.68	81.82	21.56		7.86				
	Sub-Loop Feeder - Per 4-Wire 64 Kbps Digital Grade Loop - Zone 2		2	UDL	USBFP	26.41	125.43	73.68	81.82	21.56		7.86				
	Sub-Loop Feeder - Per 4-Wire 64 Kbps Digital Grade Loop - Zone 3		3	UDL	USBFP	23.10	125.43	73.68	81.82	21.56		7.86				
	Order Coordination For Specified Conversion Time, per LSR			UDL	OCOSL		23.01									
<b>SUB-LOOPS</b>																
<b>Sub-Loop Feeder</b>																
	Sub Loop Feeder - DS3 - Per Mile Per Month		I	UE3	1L5SL	15.38										
	Sub Loop Feeder - DS3 - Facility Termination Per Month		I	UE3	USBF1	346.30	3,402.59	407.14	160.86	91.19		7.86				
	Sub Loop Feeder - STS-1 - Per Mile Per Month		I	UDLSX	1L5SL	15.38										
	Sub Loop Feeder - STS-1 - Facility Termination Per Month		I	UDLSX	USBF7	372.80	3,402.59	407.14	160.86	91.19		7.86				
	Sub Loop Feeder - OC-3 - Per Mile Per Month		I	UDLO3	1L5SL	11.67										
	Sub Loop Feeder - OC-3 - Facility Termination Protection Per Month		I	UDLO3	USBF5	58.27										
	Sub Loop Feeder - OC-3 - Facility Termination Per Month		I	UDLO3	USBF2	564.68	3,402.59	407.14	160.86	91.19		7.86				
	Sub Loop Feeder - OC-12 - Per Mile Per Month		I	UDL12	1L5SL	14.36										
	Sub Loop Feeder - OC-12 - Facility Termination Protection Per Month		I	UDL12	USBF6	658.35										
	Sub Loop Feeder - OC-12 - Facility Termination Per Month		I	UDL12	USBF3	1,778.00	3,402.59	407.14	160.86	91.19		7.86				
	Sub Loop Feeder - OC-48 - Per Mile Per Month		I	UDL48	1L5SL	47.11										
	Sub Loop Feeder - OC-48 - Facility Termination Protection Per Month		I	UDL48	USBF9	330.39										
	Sub Loop Feeder - OC-48 - Facility Termination Per Month		I	UDL48	USBF4	1,533.00	3,587.59	407.14	160.86	91.19		7.86				
	Sub Loop Feeder - OC-12 Interface On OC-48		I	UDL48	USBF8	372.76	804.96	407.14	160.86	91.19		7.86				
<b>UNBUNDLED LOOP CONCENTRATION</b>																
	Unbundled Loop Concentration - System A (TR008)			ULC	UCT8A	423.72	359.34	359.34				7.86				
	Unbundled Loop Concentration - System B (TR008)			ULC	UCT8B	51.60	149.72	149.72				7.86				
	Unbundled Loop Concentration - System A (TR303)			ULC	UCT3A	460.27	359.34	359.34				7.86				
	Unbundled Loop Concentration - System B (TR303)			ULC	UCT3B	86.95	149.72	149.72				7.86				
	Unbundled Loop Concentration - DS1 Loop Interface Card			ULC	UCTCO	4.90	71.69	51.51	22.99	6.00		7.86				
	Unbundled Loop Concentration - ISDN Loop Interface (Brite Card)			UDN	ULCC1	7.78	16.59	16.50	8.42	8.37		7.86				
	Unbundled Loop Concentration - UDC Loop Interface (Brite Card)			UDC	ULCCU	7.78	16.59	16.50	8.42	8.37		7.86				
	Unbundled Loop Concentration - -2 Wire Voice-Loop Start or Ground Start Loop Interface (POTS Card)			UEA	ULCC2	1.95	16.59	16.50	8.42	8.37		7.86				
	Unbundled Loop Concentration - 2 Wire Voice - Reverse Battery Loop Interface (SPOTS Card)			UEA	ULCCR	11.58	16.59	16.50	8.42	8.37		7.86				
	Unbundled Loop Concentration - 4 Wire Voice Loop Interface (Specials Card)			UEA	ULCC4	6.90	16.59	16.50	8.42	8.37		7.86				



UNBUNDLED NETWORK ELEMENTS - Kentucky										Attachment: 2		Exhibit: B				
CATEGORY	RATE ELEMENTS	Interim	Zone	BCS	USOC	RATES (\$)					Svc Order Submitted Elec per LSR	Svc Order Submitted Manually per LSR	Incremental Charge - Manual Svc Order vs. Electronic-1st	Incremental Charge - Manual Svc Order vs. Electronic-Add'l	Incremental Charge - Manual Svc Order vs. Electronic-Disc 1st	Incremental Charge - Manual Svc Order vs. Electronic-Disc Add'l
						Rec	Nonrecurring		Nonrecurring Disconnect							
							First	Add'l	First	Add'l	SOMEc	SOMAN	SOMAN	SOMAN	SOMAN	
	Unbundled Loop Concentration - TEST CIRCUIT Card			ULC	UCTTC	33.74	16.59	16.50	8.42	8.37		7.86				
	Unbundled Loop Concentration - Digital 19.2 Kbps Data Loop Interface			UDL	ULCC7	10.23	16.59	16.50	8.42	8.37		7.86				
	Unbundled Loop Concentration - Digital 56 Kbps Data Loop Interface			UDL	ULCC5	10.23	16.59	16.50	8.42	8.37		7.86				
	Unbundled Loop Concentration - Digital 64 Kbps Data Loop Interface			UDL	ULCC6	10.23	16.59	16.50	8.42	8.37		7.86				
<b>UNE OTHER, PROVISIONING ONLY - NO RATE</b>																
	NID - Dispatch and Service Order for NID installation			UENTW	UNDBX	0.00	0.00									
	UNTW Circuit Id Establishment, Provisioning Only - No Rate			UENTW	UENCE	0.00	0.00									
	Unbundled Contract Name, Provisioning Only - No Rate			UEANL,UEF,UEQ,UENTW	UNECN	0.00	0.00									
<b>UNE OTHER, PROVISIONING ONLY - NO RATE</b>																
	Unbundled Contact Name, Provisioning Only - no rate			UAL,UCL,UDC,UDL,UDN,UEA,UHL,ULC	UNECN	0.00	0.00									
	Unbundled Sub-Loop Feeder-2 Wire Cross Box Jumper - no rate			UEA,UDN,UCL,UDC	USBFQ	0.00	0.00									
	Unbundled Sub-Loop Feeder-4 Wire Cross Box Jumper - no rate			UEA,USL,UCL,UDL	USBFR	0.00	0.00									
	Unbundled DS1 Loop - Superframe Format Option - no rate			USL	CCOSF	0.00	0.00									
	Unbundled DS1 Loop - Expanded Superframe Format option - no rate			USL	CCOEF	0.00	0.00									
<b>HIGH CAPACITY UNBUNDLED LOCAL LOOP</b>																
<b>NOTE: minimum billing period of three months for DS3 and above Local Loop</b>																
	High Capacity Unbundled Local Loop - DS3 - Per Mile per month			UE3	1L5ND	9.25										
	High Capacity Unbundled Local Loop - DS3 - Facility Termination per month			UE3	UE3PX	308.31	551.38	338.08	173.00	120.42		7.86				
	High Capacity Unbundled Local Loop - STS-1 - Per Mile per month			UDLSX	1L5ND	9.25										
	High Capacity Unbundled Local Loop - STS-1 - Facility Termination per month			UDLSX	UDLS1	320.51	551.38	338.08	173.00	120.42		7.86				
<b>LOOP MAKE-UP</b>																
	Loop Makeup - Preordering Without Reservation, per working or spare facility queried (Manual).			UMK	UMKLW		23.40	23.40								
	Loop Makeup - Preordering With Reservation, per spare facility queried (Manual).			UMK	UMKLP		24.85	24.85								
	Loop Makeup--With or Without Reservation, per working or spare facility queried (Mechanized)			UMK	PSUMK		0.67	0.67								
<b>HIGH FREQUENCY SPECTRUM</b>																
<b>LINE SHARING</b>																
<b>SPLITTERS-CENTRAL OFFICE BASED</b>																
	Line Sharing Splitter, per System 96 Line Capacity			ULS	ULSDA	198.83	379.05	0.00	358.55	0.00		7.86				
	Line Sharing Splitter, per System 24 Line Capacity			ULS	ULSDB	49.71	379.05	0.00	358.55	0.00		7.86				
	Line Sharing Splitter, Per System, 8 Line Capacity	I		ULS	ULSD8	16.94	377.71	0.00	357.29	0.00		7.86				
	Line Sharing-DLEC Owned Splitter in CO-CFA activation-deactivation (per LSOD)			ULS	ULSDG		173.62	0.00	100.40	0.00		7.86				
<b>END USER ORDERING-CENTRAL OFFICE BASED-HIGH FREQUENCY SPECTRUM AKA LINE SHARING</b>																
	Line Sharing - per Line Activation (BST Owned Splitter)			ULS	ULSDC	0.61	37.16	21.28	20.17	9.90		7.86				
	Line Sharing - per Subsequent Activity per Line Rearrangement(BST Owned Splitter)			ULS	ULSDS		32.90	16.43				7.86				
	Line Sharing - per Subsequent Activity per Line Rearrangement(DLEC Owned Splitter)			ULS	ULSCS		32.90	16.43				7.86				
	Line Sharing - per Line Activation (DLEC owned Splitter)	I		ULS	ULSCC	0.61	47.44	19.31	20.67	12.74		7.86				
<b>LINE SPLITTING</b>																
<b>END USER ORDERING-CENTRAL OFFICE BASED</b>																
	Line Splitting - per line activation DLEC owned splitter	I		UEPSR UEPSB	UREOS	0.61										
	Line Splitting - per line activation BST owned - physical	I		UEPSR UEPSB	UREBP	0.61	37.02	21.20	21.10	9.87		7.86				

UNBUNDLED NETWORK ELEMENTS - Kentucky										Attachment: 2		Exhibit: B			
CATEGORY	RATE ELEMENTS	Interim	Zone	BCS	USOC	RATES (\$)	Svc Order Submitted Elec per LSR	Svc Order Submitted Manually per LSR	Incremental Charge - Manual Svc Order vs. Electronic-1st	Incremental Charge - Manual Svc Order vs. Electronic-Add'l	Incremental Charge - Manual Svc Order vs. Electronic-Disc 1st	Incremental Charge - Manual Svc Order vs. Electronic-Disc Add'l			
													Rec	Nonrecurring	
							First	Add'l	First	Add'l	SOMEK	SOMAN	SOMAN	SOMAN	SOMAN
	Line Splitting - per line activation BST owned - virtual	I		UEPSR UEPSB	UREBV	0.61	37.02	21.20	21.10	9.87		7.86			
<b>REMOTE SITE HIGH FREQUENCY SPECTRUM</b>															
<b>SPLITTERS-REMOTE SITE</b>															
	Remote Site Line Share BellSouth Owned Splitter, 24 Port	I		ULS	ULSRB	38.55	114.83	0.00	84.55	0.00		7.86			
	Remote Site Line Share Cable Pair Activation CLEC Owned at RS and Deactivation	I		ULS	ULSTG		95.65	0.00	67.87	0.00		7.86			
<b>END USER ORDERING-REMOTE SITE HIGH FREQUENCY SPECTRUM AKA REMOTE SITE LINE SHARING</b>															
	Remote Site Line Share Line Activation for End User Served at RS, BST Splitter	I		ULS	ULSRC	0.61	37.16	21.28	20.17	9.90		7.86			
	RS Line Share Line Activation for End User served at RS, CLEC Splitter	I		ULS	ULSTC	0.61	37.16	21.28	20.17	9.90		7.86			
	Remote Site Line Share Subsequent Activity-RS BST Owned Splitter	I		ULS	ULSRS		49.16	17.83				7.86			
	Remote Site Line Share Subsequent Activity-RS CLEC Owned Splitter	I		ULS	ULSTS		49.16	17.83				7.86			
<b>UNBUNDLED DEDICATED TRANSPORT</b>															
<b>NOTE: INTEROFFICE CHANNEL DEDICATED TRANSPORT - minimum billing period - below DS3=one month, above DS3=four months</b>															
<b>INTEROFFICE CHANNEL - DEDICATED TRANSPORT</b>															
	Interoffice Channel - Dedicated Transport - 2-Wire Voice Grade - Per Mile per month			U1TVX	1L5XX	0.01									
	Interoffice Channel - Dedicated Transport- 2- Wire Voice Grade - Facility Termination			U1TVX	U1TV2	29.11	47.34	31.78	22.77	8.75		7.86			
	Interoffice Channel - Dedicated Transport - 2-Wire Voice Grade Rev Bat. - Per Mile per month			U1TVX	1L5XX	0.01									
	Interoffice Channel - Dedicated Transport- 2- Wire VG Rev Bat. Facility Termination			U1TVX	U1TR2	29.11	47.34	31.78	22.77	8.75		7.86			
	Interoffice Channel - Dedicated Transport - 4-Wire Voice Grade - Per Mile per month			U1TVX	1L5XX	0.01									
	Interoffice Channel - Dedicated Transport - 4- Wire Voice Grade - Facility Termination			U1TVX	U1TV4	25.86	47.34	31.78	22.77	8.75		7.86			
	Interoffice Channel - Dedicated Transport - 56 kbps - per mile per month			U1TDX	1L5XX	0.0115									
	Interoffice Channel - Dedicated Transport - 56 kbps - Facility Termination			U1TDX	U1TD5	20.97	47.35	31.78	22.77	8.75		7.86			
	Interoffice Channel - Dedicated Transport - 64 kbps - per mile per month			U1TDX	1L5XX	0.0115									
	Interoffice Channel - Dedicated Transport - 64 kbps - Facility Termination			U1TDX	U1TD6	20.97	47.35	31.78	22.77	8.75		7.86			
	Interoffice Channel - Dedicated Channel - DS1 - Per Mile per month			U1TD1	1L5XX	0.23									
	Interoffice Channel - Dedicated Transport - DS1 - Facility Termination			U1TD1	U1TF1	96.04	105.52	98.46	23.09	20.49		7.86			
	Interoffice Channel - Dedicated Transport - DS3 - Per Mile per month			U1TD3	1L5XX	4.97									
	Interoffice Channel - Dedicated Transport - DS3 - Facility Termination per month			U1TD3	U1TF3	1,175.15	335.40	219.24	89.57	87.75		7.86			
	Interoffice Channel - Dedicated Transport - STS-1 - Per Mile per month			U1TS1	1L5XX	4.97									
	Interoffice Channel - Dedicated Transport - STS-1 - Facility Termination			U1TS1	U1TFS	1,149.51	335.40	219.24	89.57	87.75		7.86			
<b>LOCAL CHANNEL - DEDICATED TRANSPORT</b>															
<b>NOTE: LOCAL CHANNEL DEDICATED TRANSPORT - minimum billing period = below DS3=one month, above DS3=four months</b>															
	Local Channel - Dedicated - 2-Wire Voice Grade			ULDVX	ULDV2	18.57	265.78	46.96	46.79	4.98		7.86			
	Local Channel - Dedicated - 2-Wire Voice Grade Rev Bat			ULDVX	ULDR2	18.57	265.78	46.96	46.79	4.98		7.86			
	Local Channel - Dedicated - 4-Wire Voice Grade			ULDVX	ULDV4	19.86	266.48	47.65	47.54	5.73		7.86			
	Local Channel - Dedicated - DS1 - Zone 1		1	ULDD1	ULDF1	40.46	209.60	176.51	30.21	21.07		7.86			
	Local Channel - Dedicated - DS1 - Zone 2		2	ULDD1	ULDF1	43.39	209.60	176.51	30.21	21.07		7.86			
	Local Channel - Dedicated - DS1 - Zone 3		3	ULDD1	ULDF1	164.50	209.60	176.51	30.21	21.07		7.86			
	Local Channel - Dedicated - DS3 - Per Mile per month			ULD3	1L5NC	8.74									

UNBUNDLED NETWORK ELEMENTS - Kentucky										Attachment: 2		Exhibit: B			
CATEGORY	RATE ELEMENTS	Interim	Zone	BCS	USOC	RATES (\$)	Svc Order Submitted Elec per LSR	Svc Order Submitted Manually per LSR	Incremental Charge - Manual Svc Order vs. Electronic-1st	Incremental Charge - Manual Svc Order vs. Electronic-Add'l	Incremental Charge - Manual Svc Order vs. Electronic-Disc 1st	Incremental Charge - Manual Svc Order vs. Electronic-Disc Add'l			
													Rec	Nonrecurring	
							First	Add'l	First	Add'l	SOMEc	SOMAN	SOMAN	SOMAN	SOMAN
	Local Channel - Dedicated - DS3 - Facility Termination			ULDD3	ULDF3	576.05	551.38	338.08	173.00	120.42		7.86			
	Local Channel - Dedicated - STS-1- Per Mile per month			ULDS1	1L5NC	8.74									
	Local Channel - Dedicated - STS-1 - Facility Termination			ULDS1	ULDFS	543.24	551.38	338.08	173.00	120.42		7.86			
<b>DARK FIBER</b>															
	Dark Fiber, Four Fiber Strands, Per Route Mile or Fraction Thereof per month - Local Channel			UDF	1L5DC	47.01									
	NRC Dark Fiber - Local Channel			UDF	UDFC4		732.53	192.67	377.27	241.67		7.86			
	Dark Fiber, Four Fiber Strands, Per Route Mile or Fraction Thereof per month - Interoffice Channel			UDF	1L5DF	30.74									
	NRC Dark Fiber - Interoffice Channel			UDF	UDF14		732.53	192.67	377.27	241.67		7.86			
	Dark Fiber, Four Fiber Strands, Per Route Mile or Fraction Thereof per month - Local Loop			UDF	1L5DL	47.01									
	NRC Dark Fiber - Local Loop			UDF	UDFL4		732.53	192.67	377.27	241.67		7.86			
<b>8XX ACCESS TEN DIGIT SCREENING</b>															
	8XX Access Ten Digit Screening, Per Call			OHD		0.0006478									
	8XX Access Ten Digit Screening, Reservation Charge Per 8XX Number Reserved			OHD	N8R1X		4.14	0.70				7.86			
	8XX Access Ten Digit Screening, Per 8XX No. Established W/O POTS Translations			OHD			8.78	1.18	7.08	0.86		7.86			
	8XX Access Ten Digit Screening, Per 8XX No. Established With POTS Translations			OHD	N8FTX		8.78	1.18	7.08	0.86		7.86			
	8XX Access Ten Digit Screening, Customized Area of Service Per 8XX Number			OHD	N8FCX		4.14	2.07				7.86			
	8XX Access Ten Digit Screening, Multiple InterLATA CXR Routing Per CXR Requested Per 8XX No.			OHD	N8FMX		4.85	2.78				7.86			
	8XX Access Ten Digit Screening, Change Charge Per Request			OHD	N8FAX		4.85	0.70				7.86			
	8XX Access Ten Digit Screening, Call Handling and Destination Features			OHD	N8FDX		4.14	4.14				7.86			
	8XX Access Ten Digit Screening w/ 8FL No. Delivery,			OHD		0.0006478									
	8XX Access Ten Digit Screening, w/ POTS No. Delivery,			OHD		0.0006478									
<b>LINE INFORMATION DATA BASE ACCESS (LIDB)</b>															
	LIDB Common Transport Per Query			OQT		0.000023									
	LIDB Validation Per Query			OQU		0.0137322									
	LIDB Originating Point Code Establishment or Change			OQT, OQU	NRPBX		55.12		67.59			7.86			
<b>SIGNALING (CCS7)</b>															
	CCS7 Signaling Connection, Per 56 Kbps Facility			UDB	TPP++	20.71	43.56	43.56	22.45	22.45					
	CCS7 Signaling Termination, Per STP Port			UDB	PT8SX	151.39									
	CCS7 Signaling Usage, Per TCAP Message			UDB		0.0000656									
	CCS7 Signaling Connection, Per link (A link)			UDB	TPP++	20.71	43.56	43.56	22.45	22.45		7.86			
	CCS7 Signaling Connection, Per link (B link) (also known as D link)			UDB	TPP++	20.71	43.56	43.56	22.45	22.45		7.86			
	CCS7 Signaling Usage, Per ISUP Message			UDB		0.0000164									
	CCS7 Signaling Usage Surrogate, per link per LATA			UDB	STU56	751.08									
	CCS7 Signaling Point Code, per Originating Point Code Establishment or Change, per STP affected			UDB	CCAPO		46.02	46.02	56.43	56.43		7.86			
	CCS7 Signaling Point Code, per Destination Point Code Establishment or Change, Per Stp Affected			UDB	CCAPD		46.02	46.02	56.43	56.43		7.86			
<b>E911 SERVICE</b>															
	Local Channel - Dedicated - 2-wr Voice Grade					18.57	265.78	46.96	46.79	4.98		7.86			
	Interoffice Transport - Dedicated - 2-wr Voice Grade Per Mile					0.0115									
	Interoffice Transport - Dedicated - 2-wr Voice Grade Per Facility Termination					29.11	47.34	31.78	22.77	8.75		7.86			
	Local Channel - Dedicated - DS1 - Zone 1					40.46	209.60	176.51	30.21	21.07		7.86			
	Local Channel - Dedicated - DS1 - Zone 2					43.39	209.60	176.51	30.21	21.07		7.86			
	Local Channel - Dedicated - DS1 - Zone 3					164.50	209.60	176.51	30.21	21.07		7.86			
	Interoffice Transport - Dedicated - DS1 Per Mile					0.23									
	Interoffice Transport - Dedicated - DS1 Per Facility Termination					96.04	105.52	98.46	23.09	20.49		7.86			
<b>CALLING NAME (CNAM) SERVICE</b>															

UNBUNDLED NETWORK ELEMENTS - Kentucky							Attachment: 2		Exhibit: B			
CATEGORY	RATE ELEMENTS	Interim	Zone	BCS	USOC	RATES (\$)	Svc Order Submitted Elec per LSR	Svc Order Submitted Manually per LSR	Incremental Charge - Manual Svc Order vs. Electronic-1st	Incremental Charge - Manual Svc Order vs. Electronic-Add'l	Incremental Charge - Manual Svc Order vs. Electronic-Disc 1st	Incremental Charge - Manual Svc Order vs. Electronic-Disc Add'l
	CNAM For DB Owners - Service Establishment			OQV		25.34	25.34	23.30	23.30		7.86	
	CNAM For Non DB Owners - Service Establishment			OQV		25.34	25.34	23.30	23.30		7.86	
	CNAM For DB Owners - Service Provisioning With Point Code Establishment			OQV		1,591.54	1,177.08	431.95	317.61		7.86	
	CNAM For Non DB Owners - Service Provisioning With Point Code Establishment			OQV		546.40	393.74	438.93	317.61		7.86	
	CNAM for DB Owners, Per Query			OQV	0.0010348							
	CNAM for Non DB Owners, Per Query			OQV	0.0010348							
	CNAM (Non-Databs Owner), NRC, applies when using the Character Based User Interface (CHUI)			OQV	CDDCH	595.00	595.00				7.86	
<b>LNP Query Service</b>												
	LNP Charge Per query					0.0008695						
	LNP Service Establishment Manual					13.82	13.82	12.71	12.71		7.86	
	LNP Service Provisioning with Point Code Establishment					953.27	487.00	431.95	317.61		7.86	
<b>OPERATOR CALL PROCESSING</b>												
	Oper. Call Processing - Oper. Provided, Per Min. - Using BST LIDB					1.20						
	Oper. Call Processing - Oper. Provided, Per Min. - Using Foreign LIDB					1.24						
	Oper. Call Processing - Fully Automated, per Call - Using BST LIDB					0.20						
	Oper. Call Processing - Fully Automated, per Call - Using Foreign LIDB					0.20						
<b>INWARD OPERATOR SERVICES</b>												
	Inward Operator Services - Verification, Per Call					1.00						
	Inward Operator Services - Verification and Emergency Interrupt - Per Call					1.95						
<b>BRANDING - OPERATOR CALL PROCESSING</b>												
<b>Facility based CLEC</b>												
	Recording of Custom Branded OA Announcement				CBAOS	7,000.00	7,000.00				7.86	
	Loading of Custom Branded OA Announcement per shelf/NAV per OCN				CBAOL	500.00	500.00				7.86	
<b>UNEP CLEC</b>												
	Recording of Custom Branded OA Announcement					7,000.00	7,000.00				7.86	
	Loading of Custom Branded OA Announcement per shelf/NAV per OCN					500.00	500.00				7.86	
<b>Unbranding via OLNS for UNEP CLEC</b>												
	Loading of OA per OCN (Regional)					1,200.00	1,200.00				7.86	
<b>DIRECTORY ASSISTANCE SERVICES</b>												
<b>DIRECTORY ASSISTANCE ACCESS SERVICE</b>												
	Directory Assistance Access Service Calls, Charge Per Call					0.275						
<b>DIRECTORY ASSISTANCE CALL COMPLETION ACCESS SERVICE (DACC)</b>												
	Directory Assistance Call Completion Access Service (DACC), Per Call Attempt					0.10						
<b>DIRECTORY ASSISTANCE SERVICES</b>												
<b>DIRECTORY ASSISTANCE DATA BASE SERVICE (DADS)</b>												
	Directory Assistance Data Base Service Charge Per Listing					0.04						
	Directory Assistance Data Base Service, per month				DBSOF	150.00						
<b>BRANDING - DIRECTORY ASSISTANCE</b>												
<b>Facility Based CLEC</b>												
	Recording and Provisioning of DA Custom Branded Announcement			AMT	CBADA	3,000.00	3,000.00				7.86	
	Loading of Custom Branded Announcement per Switch per OCN			AMT	CBADC	1,170.00	1,170.00				7.86	
<b>UNEP CLEC</b>												
	Recording of DA Custom Branded Announcement					3,000.00	3,000.00				7.86	
	Loading of DA Custom Branded Announcement per Switch per OCN					1,170.00	1,170.00				7.86	
<b>Unbranding via OLNS for UNEP CLEC</b>												

UNBUNDLED NETWORK ELEMENTS - Kentucky										Attachment: 2		Exhibit: B		
CATEGORY	RATE ELEMENTS	Interim	Zone	BCS	USOC	RATES (\$)	Svc Order Submitted Elec per LSR	Svc Order Submitted Manually per LSR	Incremental Charge - Manual Svc Order vs. Electronic-1st	Incremental Charge - Manual Svc Order vs. Electronic-Add'l	Incremental Charge - Manual Svc Order vs. Electronic-Disc 1st	Incremental Charge - Manual Svc Order vs. Electronic-Disc Add'l		
													Rec	Nonrecurring
						First	Add'l	First	Add'l	SOMEc	SOMAN	SOMAN	SOMAN	SOMAN
	Loading of DA per OCN (1 OCN per Order)					420.00	420.00				7.86			
	Loading of DA per Switch per OCN					16.00	16.00				7.86			
<b>SELECTIVE ROUTING</b>														
	Selective Routing Per Unique Line Class Code Per Request Per Switch				USRCR	93.53	93.53	15.58	15.58		7.86			
<b>VIRTUAL COLLOCATION</b>														
	Virtual Collocation-2 Wire Cross Connects (Loop) for Line Splitting			UEPSR, UEPSB	VE1LS	0.309	24.68	23.68	12.14	10.95		7.86		
<b>PHYSICAL COLLOCATION</b>														
	Physical Collocation-2 Wire Cross Connects (Loop) for Line Splitting			UEPSR, UEPSB	PE1LS	0.0333	24.68	23.68	12.14	10.95		7.86		
<b>AIN SELECTIVE CARRIER ROUTING</b>														
	Regional Service Establishment			SRC	SRCEC	193,401.00	193,401.00	9,483.34	9,483.34		7.86			
	End Office Establishment			SRC	SRCEO	194.09	194.09	0.85	0.85		7.86			
	Line/Port NRC, per end user			SRC	SRCLP	2.06	2.06				7.86			
	Query NRC, per query			SRC		0.0037502								
<b>AIN - BELLSOUTH AIN SMS ACCESS SERVICE</b>														
	AIN SMS Access Service - Service Establishment, Per State, Initial Setup			A1N	CAMSE	43.55	43.55	44.93	44.93		7.86			
	AIN SMS Access Service - Port Connection - Dial/Shared Access			A1N	CAMDP	8.64	8.64	10.03	10.03		7.86			
	AIN SMS Access Service - Port Connection - ISDN Access			A1N	CAM1P	8.64	8.64	10.03	10.03		7.86			
	AIN SMS Access Service - User Identification Codes - Per User ID Code			A1N	CAMAU	38.65	38.65	29.88	29.88		7.86			
	AIN SMS Access Service - Security Card, Per User ID Code, Initial or Replacement			A1N	CAMRC	75.08	75.08	12.93	12.93		7.86			
	AIN SMS Access Service - Storage, Per Unit (100 Kilobytes)					0.0025								
	AIN SMS Access Service - Session, Per Minute					0.666								
	AIN SMS Access Service - Company Performed Session, Per Minute					0.4608								
<b>AIN - BELLSOUTH AIN TOOLKIT SERVICE</b>														
	AIN Toolkit Service - Service Establishment Charge, Per State, Initial Setup			CAM	BAPSC	43.55	43.55	44.93	44.93		7.86			
	AIN Toolkit Service - Training Session, Per Customer				BAPVX	8,436.93	8,436.93				7.86			
	AIN Toolkit Service - Trigger Access Charge, Per Trigger, Per DN, Term, Attempt				BAPTT	8.64	8.64	10.03	10.03		7.86			
	AIN Toolkit Service - Trigger Access Charge, Per Trigger, Per DN, Off-Hook Delay				BAPTD	8.64	8.64	10.03	10.03		7.86			
	AIN Toolkit Service - Trigger Access Charge, Per Trigger, Per DN, Off-Hook Immediate				BAPTM	8.64	8.64	10.03	10.03		7.86			
	AIN Toolkit Service - Trigger Access Charge, Per Trigger, Per DN, 10-Digit PODP				BAPTO	51.01	51.01	18.50	18.50		7.86			
	AIN Toolkit Service - Trigger Access Charge, Per Trigger, Per DN, CDP				BAPTC	51.01	51.01	18.50	18.50		7.86			
	AIN Toolkit Service - Trigger Access Charge, Per Trigger, Per DN, Feature Code				BAPTF	51.01	51.01	18.50	18.50		7.86			
	AIN Toolkit Service - Query Charge, Per Query					0.0549207								
	AIN Toolkit Service - Type 1 Node Charge, Per AIN Toolkit Subscription, Per Node, Per Query					0.0066492								
	AIN Toolkit Service - SCP Storage Charge, Per SMS Access Account, Per 100 Kilobytes					0.07								
	AIN Toolkit Service - Monthly report - Per AIN Toolkit Service Subscription			CAM	BAPMS	7.87	8.64	8.64	6.08	6.08		7.86		
	AIN Toolkit Service - Special Study - Per AIN Toolkit Service Subscription			CAM	BAPLS	3.26	9.56	9.56				7.86		
	AIN Toolkit Service - Call Event Report - Per AIN Toolkit Service Subscription			CAM	BAPDS	4.72	8.64	8.64	6.08	6.08		7.86		
	AIN Toolkit Service - Call Event Special Study - Per AIN Toolkit Service Subscription			CAM	BAPES	0.11	9.56	9.56				7.86		

UNBUNDLED NETWORK ELEMENTS - Kentucky										Attachment: 2		Exhibit: B			
CATEGORY	RATE ELEMENTS	Interim	Zone	BCS	USOC	RATES (\$)				Svc Order Submitted Elec per LSR	Svc Order Submitted Manually per LSR	Incremental Charge - Manual Svc Order vs. Electronic-1st	Incremental Charge - Manual Svc Order vs. Electronic-Add'l	Incremental Charge - Manual Svc Order vs. Electronic-Disc 1st	Incremental Charge - Manual Svc Order vs. Electronic-Disc Add'l
						Rec	Nonrecurring		Nonrecurring Disconnect						
							First	Add'l	First	Add'l	SOMEc	SOMAN	SOMAN	SOMAN	SOMAN
<b>ENHANCED EXTENDED LINK (EELs)</b>															
<b>NOTE: The monthly recurring and non-recurring charges below will apply and the Switch-As-Is Charge will not apply for EELs provisioned as ' Ordinarily Combined' Network Elements.</b>															
<b>NOTE: The monthly recurring and the Switch-As-Is Charge and not the non-recurring charges below will apply for EELs provisioned as ' Currently Combined' Network Elements.</b>															
<b>NOTE: Minimum billing is one month for DS1 and below and three months above DS1 services.</b>															
<b>2-WIRE VOICE GRADE EXTENDED LOOP WITH DEDICATED DS1 INTEROFFICE TRANSPORT (EEL)</b>															
	First 2-Wire VG Loop(SL2) in a DS1 Interofficed Transport Combination - Zone 1		1	UNCVX	UEAL2	12.67	125.22	60.48	59.69	7.84		7.86			
	First 2-Wire VG Grade Loop(SL2) in a DS1 Interofficed Transport Combination - Zone 2		2	UNCVX	UEAL2	17.45	125.22	60.48	59.69	7.84		7.86			
	First 2-Wire VG Grade Loop(SL2) in a DS1 Interofficed Transport Combination - Zone 3		3	UNCVX	UEAL2	33.22	125.22	60.48	59.69	7.84		7.86			
	Interoffice Transport - Dedicated - DS1 combination - Per Mile per month			UNC1X	1L5XX	0.19									
	Interoffice Transport - Dedicated - DS1 combination - Facility Termination per month			UNC1X	U1TF1	79.02	181.24	123.53	56.72	22.32		7.86			
	DS1 Channelization System Per Month			UNC1X	MQ1	113.33	57.26	14.74	1.86	1.67		7.86			
	Voice Grade COCI - DS1 To Ds0 Interface - Per Month			UNCVX	1D1VG	0.62	6.71	4.84				7.86			
	Each Additional 2-Wire VG Loop(SL 2) in the same DS1 Interoffice Transport Combination - Zone 1		1	UNCVX	UEAL2	12.67	125.22	60.48	59.69	7.84		7.86			
	Each Additional 2-Wire VG Loop(SL2) in the same DS1 Interoffice Transport Combination - Zone 2		2	UNCVX	UEAL2	17.45	125.22	60.48	59.69	7.84		7.86			
	Each Additional 2-Wire VG Loop(SL2) in the same DS1 Interoffice Transport Combination - Zone 3		3	UNCVX	UEAL2	33.22	125.22	60.48	59.69	7.84		7.86			
	Voice Grade COCI - DS1 to DS0 Channel System combination - per month			UNCVX	1D1VG	0.62	6.71	4.84				7.86			
	Nonrecurring Currently Combined Network Elements Switch -As-Is Charge			UNC1X	UNCCC		8.98	8.98	11.17	11.17		7.86			
<b>4-WIRE VOICE GRADE EXTENDED LOOP WITH DEDICATED DS1 INTEROFFICE TRANSPORT (EEL)</b>															
	First 4-Wire Analog Voice Grade Loop in a DS1 Interoffice Transport Combination - Zone 1		1	UNCVX	UEAL4	29.26	125.22	60.48	59.69	7.84		7.86			
	First 4-Wire Analog Voice Grade Loop in a DS1 Interoffice Transport Combination - Zone 2		2	UNCVX	UEAL4	34.25	125.22	60.48	59.69	7.84		7.86			
	First 4-Wire Analog Voice Grade Loop in a DS1 Interoffice Transport Combination - Zone 3		3	UNCVX	UEAL4	85.06	125.22	60.48	59.69	7.84		7.86			
	Interoffice Transport - Dedicated - DS1 combination - Per Mile Per Month			UNC1X	1L5XX	0.19									
	Interoffice Transport - Dedicated - DS1 - Facility Termination Per Month			UNC1X	U1TF1	79.02	181.24	123.53	56.72	22.32		7.86			
	Channelization - Channel System DS1 to DS0 combination Per Month			UNC1X	MQ1	113.33	57.26	14.74	1.86	1.67		7.86			
	Voice Grade COCI - DS1 to DS0 Channel System combination - per month			UNCVX	1D1VG	0.62	6.71	4.84				7.86			
	Additional 4-Wire Analog Voice Grade Loop in same DS1 Interoffice Transport Combination - Zone 1		1	UNCVX	UEAL4	29.26	125.22	60.48	59.69	7.84		7.86			
	Additional 4-Wire Analog Voice Grade Loop in same DS1 Interoffice Transport Combination - Zone 2		2	UNCVX	UEAL4	34.25	125.22	60.48	59.69	7.84		7.86			
	Additional 4-Wire Analog Voice Grade Loop in same DS1 Interoffice Transport Combination - Zone 3		3	UNCVX	UEAL4	85.06	125.22	60.48	59.69	7.84		7.86			
	Voice Grade COCI - DS1 to DS0 Channel System combination - per month			UNCVX	1D1VG	0.62	6.71	4.84				7.86			
	Nonrecurring Currently Combined Network Elements Switch -As-Is Charge			UNC1X	UNCCC		8.98	8.98	11.17	11.17		7.86			
<b>4-WIRE 56 KBPS EXTENDED DIGITAL LOOP WITH DEDICATED DS1 INTEROFFICE TRANSPORT (EEL)</b>															
	First 4-Wire 56Kbps Digital Grade Loop in a DS1 Interoffice Transport Combination - Zone 1		1	UNCDX	UDL56	27.59	125.22	60.48	59.69	7.84		7.86			
	First 4-wire 56Kbps Digital Grade Loop in a DS1 Interoffice Transport Combination - Zone 2		2	UNCDX	UDL56	32.48	125.22	60.48	59.69	7.84		7.86			
	First 4-Wire 56Kbps Digital Grade Loop in a DS1 Interoffice Transport Combination - Zone 3		3	UNCDX	UDL56	36.37	125.22	60.48	59.69	7.84		7.86			

**UNBUNDLED NETWORK ELEMENTS - Kentucky**

							Attachment: 2		Exhibit: B								
CATEGORY	RATE ELEMENTS	Interim	Zone	BCS	USOC	RATES (\$)	Svc Order Submitted Elec per LSR	Svc Order Submitted Manually per LSR	Incremental Charge - Manual Svc Order vs. Electronic-1st	Incremental Charge - Manual Svc Order vs. Electronic-Add'l	Incremental Charge - Manual Svc Order vs. Electronic-Disc 1st	Incremental Charge - Manual Svc Order vs. Electronic-Disc Add'l					
													Rec	Nonrecurring		Nonrecurring Disconnect	
							First	Add'l	First	Add'l	SOMEC	SOMAN	SOMAN	SOMAN	SOMAN	SOMAN	
	Interoffice Transport - Dedicated - DS1 combination - Per Mile Per Month			UNC1X	1L5XX	0.19											
	Interoffice Transport - Dedicated - DS1 - combination Facility Termination Per Month			UNC1X	U1TF1	79.02	181.24	123.53	56.72	22.32		7.86					
	Channelization - Channel System DS1 to DS0 combination Per Month			UNC1X	MQ1	113.33	57.26	14.74	1.86	1.67		7.86					
	OCU-DP COCI (data) - DS1 to DS0 Channel System - per month (2.4-64kbs)			UNCDX	1D1DD	1.32	6.71	4.84				7.86					
	Additional 4-Wire 56Kbps Digital Grade Loopin same DS1 Interoffice Transport Combination - Zone 1		1	UNCDX	UDL56	27.59	125.22	60.48	59.69	7.84		7.86					
	Additional 4-Wire 56Kbps Digital Grade Loopin same DS1 Interoffice Transport Combination - Zone 2		2	UNCDX	UDL56	32.48	125.22	60.48	59.69	7.84		7.86					
	Additional 4-Wire 56Kbps Digital Grade Loopin same DS1 Interoffice Transport Combination - Zone 3		3	UNCDX	UDL56	36.37	125.22	60.48	59.69	7.84		7.86					
	OCU-DP COCI (data) - DS1 to DS0 Channel System - combination per month (2.4-64kbs)			UNCDX	1D1DD	1.32	6.71	4.84				7.86					
	Nonrecurring Currently Combined Network Elements Switch -As-Is Charge			UNC1X	UNCCC		8.98	8.98	11.17	11.17		7.86					
<b>4-WIRE 64 KBPS EXTENDED DIGITAL LOOP WITH DEDICATED DS1 INTEROFFICE TRANSPORT (EEL)</b>																	
	First 4-Wire 64Kbps Digital Grade Loop in a DS1 Interoffice Transport Combination - Zone 1		1	UNCDX	UDL64	27.59	125.22	60.48	59.69	7.84		7.86					
	First 4-Wire 64Kbps Digital Grade Loop in a DS1 Interoffice Transport Combination - Zone 2		2	UNCDX	UDL64	32.48	125.22	60.48	59.69	7.84		7.86					
	First 4-Wire 64Kbps Digital Grade Loop in a DS1 Interoffice Transport Combination - Zone 3		3	UNCDX	UDL64	36.37	125.22	60.48	59.69	7.84		7.86					
	Interoffice Transport - Dedicated - DS1 combination - Per Mile Per Month			UNC1X	1L5XX	0.19											
	Interoffice Transport - Dedicated - DS1 combination - Facility Termination Per Month			UNC1X	U1TF1	79.02	181.24	123.53	56.72	22.32		7.86					
	Channelization - Channel System DS1 to DS0 combination Per Month			UNC1X	MQ1	113.33	57.26	14.74	1.86	1.67		7.86					
	OCU-DP COCI (data) - DS1 to DS0 Channel System combination - per month (2.4-64kbs)			UNCDX	1D1DD	1.32	6.71	4.84				7.86					
	Additional 4-Wire 64Kbps Digital Grade Loopin same DS1 Interoffice Transport Combination - Zone 1		1	UNCDX	UDL64	27.59	125.22	60.48	59.69	7.84		7.86					
	Additional 4-Wire 64Kbps Digital Grade Loopin same DS1 Interoffice Transport Combination - Zone 2		2	UNCDX	UDL64	32.48	125.22	60.48	59.69	7.84		7.86					
	Additional 4-Wire 64Kbps Digital Grade Loopin same DS1 Interoffice Transport Combination - Zone 3		3	UNCDX	UDL64	36.37	125.22	60.48	59.69	7.84		7.86					
	OCU-DP COCI (data) - DS1 to DS0 Channel System combination - per month (2.4-64kbs)			UNCDX	1D1DD	1.32	6.71	4.84				7.86					
	Nonrecurring Currently Combined Network Elements Switch -As-Is Charge			UNC1X	UNCCC		8.98	8.98	11.17	11.17		7.86					
<b>4-WIRE DS1 DIGITAL EXTENDED LOOP WITH DEDICATED DS1 INTEROFFICE TRANSPORT (EEL)</b>																	
	4-Wire DS1 Digital Loop in Combination with DS1 Interoffice Transport - Zone 1		1	UNC1X	USLXX	86.47	210.70	114.60	63.96	17.97		7.86					
	4-Wire DS1 Digital Loop in Combination with DS1 Interoffice Transport - Zone 2		2	UNC1X	USLXX	114.10	210.70	114.60	63.96	17.97		7.86					
	4-Wire DS1 Digital Loop in Combination with DS1 Interoffice Transport - Zone 3		3	UNC1X	USLXX	297.76	210.70	114.60	63.96	17.97		7.86					
	Interoffice Transport - Dedicated - DS1 combination - Per Mile Per Month			UNC1X	1L5XX	0.19											
	Interoffice Transport - Dedicated - DS1 combination - Facility Termination Per Month			UNC1X	U1TF1	79.02	181.24	123.53	56.72	22.32		7.86					
	Nonrecurring Currently Combined Network Elements Switch -As-Is Charge			UNC1X	UNCCC		8.98	8.98	11.17	11.17		7.86					
<b>4-WIRE DS1 DIGITAL EXTENDED LOOP WITH DEDICATED DS3 INTEROFFICE TRANSPORT (EEL)</b>																	
	First DS1 Loop in DS3 Interoffice Transport Combination - Zone 1		1	UNC1X	USLXX	86.47	210.70	114.60	63.96	17.97		7.86					

UNBUNDLED NETWORK ELEMENTS - Kentucky										Attachment: 2		Exhibit: B			
CATEGORY	RATE ELEMENTS	Interim	Zone	BCS	USOC	RATES (\$)	Svc Order Submitted Elec per LSR	Svc Order Submitted Manually per LSR	Incremental Charge - Manual Svc Order vs. Electronic-1st	Incremental Charge - Manual Svc Order vs. Electronic-Add'l	Incremental Charge - Manual Svc Order vs. Electronic-Disc 1st	Incremental Charge - Manual Svc Order vs. Electronic-Disc Add'l			
													Rec	Nonrecurring	
										SOMEc	SOMAN	SOMAN	SOMAN	SOMAN	SOMAN
	First DS1Loop in DS3 Interoffice Transport Combination - Zone 2		2	UNC1X	USLXX	114.10		210.70	114.60	63.96	17.97		7.86		
	First DS1Loop in DS3 Interoffice Transport Combination - Zone 3		3	UNC1X	USLXX	297.76		210.70	114.60	63.96	17.97		7.86		
	Interoffice Transport - Dedicated - DS3 combination - Per Mile Per Month			UNC3X	1L5XX	4.09									
	Interoffice Transport - Dedicated - DS3 - Facility Termination per month			UNC3X	U1TF3	966.89		350.56	141.58	48.00	23.39		7.86		
	DS3 to DS1 Channel System combination per month			UNC3X	MQ3	158.20		115.48	56.53	15.12	5.30		7.86		
	DS3 Interface Unit (DS1 COC) combination per month			UNC1X	UC1D1	11.80		6.71	4.84				7.86		
	Additional DS1Loop in DS3 Interoffice Transport Combination - Zone 1		1	UNC1X	USLXX	86.47		210.70	114.60	63.96	17.97		7.86		
	Additional DS1Loop in DS3 Interoffice Transport Combination - Zone 2		2	UNC1X	USLXX	114.10		210.70	114.60	63.96	17.97		7.86		
	Additional DS1Loop in DS3 Interoffice Transport Combination - Zone 3		3	UNC1X	USLXX	297.76		210.70	114.60	63.96	17.97		7.86		
	DS3 Interface Unit (DS1 COC) combination per month			UNC1X	UC1D1	11.80		6.71	4.84				7.86		
	Nonrecurring Currently Combined Network Elements Switch -As-Is Charge			UNC3X	UNCCC			8.98	8.98	11.17	11.17		7.86		
	<b>2-WIRE VOICE GRADE EXTENDED LOOP/ 2 WIRE VOICE GRADE INTEROFFICE TRANSPORT (EEL)</b>														
	2-WireVG Loop used with 2-wire VG Interoffice Transport Combination - Zone 1		1	UNCVX	UEAL2	12.67		125.22	60.48	59.69	7.84		7.86		
	2-WireVG Loop used with 2-wire VG Interoffice Transport Combination - Zone 2		2	UNCVX	UEAL2	17.45		125.22	60.48	59.69	7.84		7.86		
	2-WireVG Loop used with 2-wire VG Interoffice Transport Combination - Zone 3		3	UNCVX	UEAL2	33.22		125.22	60.48	59.69	7.84		7.86		
	Interoffice Transport - Dedicated - 2-wire VG combination - Per Mile Per Month			UNCVX	1L5XX	0.01									
	Interoffice Transport - Dedicated - 2- Wire Voice Grade combination - Facility Termination per month			UNCVX	U1TV2	23.95		98.09	53.67	56.31	22.42		7.86		
	Nonrecurring Currently Combined Network Elements Switch -As-Is Charge			UNCVX	UNCCC			8.98	8.98	11.17	11.17		7.86		
	<b>4-WIRE VOICE GRADE EXTENDED LOOP/ 4 WIRE VOICE GRADE INTEROFFICE TRANSPORT (EEL)</b>														
	4-WireVG Loop used with 4-wire VG Interoffice Transport Combination - Zone 1		1	UNCVX	UEAL4	29.26		125.22	60.48	59.69	7.84		7.86		
	4-WireVG Loop used with 4-wire VG Interoffice Transport Combination - Zone 2		2	UNCVX	UEAL4	34.25		125.22	60.48	59.69	7.84		7.86		
	4-WireVG Loop used with 4-wire VG Interoffice Transport Combination - Zone 3		3	UNCVX	UEAL4	85.06		125.22	60.48	59.69	7.84		7.86		
	Interoffice Transport - Dedicated - 4-wire VG combination - Per Mile Per Month			UNCVX	1L5XX	0.01									
	Interoffice Transport - Dedicated - 4- Wire Voice Grade combination - Facility Termination per month			UNCVX	U1TV4	21.28		98.09	53.67	56.31	22.42		7.86		
	Nonrecurring Currently Combined Network Elements Switch -As-Is Charge			UNCVX	UNCCC			8.98	8.98	11.17	11.17		7.86		
	<b>DS3 DIGITAL EXTENDED LOOP WITH DEDICATED DS3 INTEROFFICE TRANSPORT (EEL)</b>														
	High Capacity Unbundled Local Loop - DS3 combination - Per Mile per month			UNC3X	1L5ND	9.25									
	High Capacity Unbundled Local Loop - DS3 combination - Facility Termination per month			UNC3X	UE3PX	308.31		237.36	147.69	83.43	32.67		7.86		
	Interoffice Transport - Dedicated - DS3 - Per Mile per month			UNC3X	1L5XX	4.09									
	Interoffice Transport - Dedicated - DS3 combination - Facility Termination per month			UNC3X	U1TF3	966.89		350.56	141.58	48.00	23.39		7.86		
	Nonrecurring Currently Combined Network Elements Switch -As-Is Charge			UNC3X	UNCCC			8.98	8.98	11.17	11.17		7.86		
	<b>STS1 DIGITAL EXTENDED LOOP WITH DEDICATED STS1 INTEROFFICE TRANSPORT (EEL)</b>														
	High Capacity Unbundled Local Loop - STS1 combination - Per Mile per month			UNCSX	1L5ND	9.25									



**UNBUNDLED NETWORK ELEMENTS - Kentucky**

UNBUNDLED NETWORK ELEMENTS - Kentucky							Attachment: 2		Exhibit: B						
CATEGORY	RATE ELEMENTS	Interim	Zone	BCS	USOC	RATES (\$)	Svc Order Submitted Elec per LSR	Svc Order Submitted Manually per LSR	Incremental Charge - Manual Svc Order vs. Electronic-1st	Incremental Charge - Manual Svc Order vs. Electronic-Add'l	Incremental Charge - Manual Svc Order vs. Electronic-Disc 1st	Incremental Charge - Manual Svc Order vs. Electronic-Disc Add'l			
													Rec	Nonrecurring	
										SOMEc	SOMAN	SOMAN	SOMAN	SOMAN	SOMAN
	High Capacity Unbundled Local Loop - STS1 combination - Facility Termination per month			UNCSX	UDLS1	320.51	237.36	147.69	83.43	32.67		7.86			
	Interoffice Transport - Dedicated - STS1 combination - Per Mile per month			UNCSX	1L5XX	4.09									
	Interoffice Transport - Dedicated - STS1 combination - Facility Termination per month			UNCSX	U1TFS	945.79	350.56	141.58	48.00	23.39		7.86			
	Nonrecurring Currently Combined Network Elements Switch -As-Is Charge			UNCSX	UNCCC		8.98	8.98	11.17	11.17		7.86			
<b>2-WIRE ISDN EXTENDED LOOP WITH DS1 INTEROFFICE TRANSPORT (EEL)</b>															
	First 2-Wire ISDN Loop in a DS1 Interoffice Combination Transport - Zone 1		1	UNCNX	U1L2X	18.44	125.22	60.48	59.69	7.84		7.86			
	First 2-Wire ISDN Loop in a DS1 Interoffice Combination Transport - Zone 2		2	UNCNX	U1L2X	25.08	125.22	60.48	59.69	7.84		7.86			
	First 2-Wire ISDN Loop in a DS1 Interoffice Combination Transport - Zone 3		3	UNCNX	U1L2X	42.87	125.22	60.48	59.69	7.84		7.86			
	Interoffice Transport - Dedicated - DS1 combination - Per Mile			UNC1X	1L5XX	0.19									
	Interoffice Transport - Dedicated - DS1 combination - Facility Termination per month			UNC1X	U1TF1	79.02	181.24	123.53	56.72	22.32		7.86			
	Channelization - Channel System DS1 to DS0 combination - per month			UNC1X	MQ1	113.33	57.26	14.74	1.86	1.67		7.86			
	2-wire ISDN COCI (BRITE) - DS1 to DS0 Channel System combination - per month			UNCNX	UC1CA	2.84	6.71	4.84				7.86			
	Additional 2-wire ISDN Loop in same DS1 Interoffice Transport Combination - Zone 1		1	UNCNX	U1L2X	18.44	125.22	60.48	59.69	7.84		7.86			
	Additional 2-wire ISDN Loop in same DS1 Interoffice Transport Combination - Zone 2		2	UNCNX	U1L2X	25.08	125.22	60.48	59.69	7.84		7.86			
	Additional 2-wire ISDN Loop in same DS1 Interoffice Transport Combination - Zone 3		3	UNCNX	U1L2X	42.87	125.22	60.48	59.69	7.84		7.86			
	2-wire ISDN COCI (BRITE) - DS1 to DS0 Channel System combination - per month			UNCNX	UC1CA	2.84	6.71	4.84				7.86			
	Nonrecurring Currently Combined Network Elements Switch -As-Is Charge			UNC1X	UNCCC		8.98	8.98	11.17	11.17		7.86			
<b>4-WIRE DS1 DIGITAL EXTENDED LOOP WITH DEDICATED STS-1 INTEROFFICE TRANSPORT (EEL)</b>															
	First DS1 Loop in STS1 Interoffice Transport Combination - Zone 1		1	UNC1X	USLXX	86.47	210.70	114.60	63.96	17.97		7.86			
	First DS1 Loop in STS1 Interoffice Transport Combination - Zone 2		2	UNC1X	USLXX	114.10	210.70	114.60	63.96	17.97		7.86			
	First DS1 Loop in STS1 Interoffice Transport Combination - Zone 3		3	UNC1X	USLXX	297.76	210.70	114.60	63.96	17.97		7.86			
	Interoffice Transport - Dedicated - STS1 combination - Per Mile Per Month			UNCSX	1L5XX	4.09									
	Interoffice Transport - Dedicated - STS1 combination - Facility Termination			UNCSX	U1TFS	945.79	350.56	141.58	48.00	23.39		7.86			
	STS1 to DS1 Channel System combination per month			UNCSX	MQ3	158.20	115.48	56.53	15.12	5.30		7.86			
	DS3 Interface Unit (DS1 COCI) combination per month			UNC1X	UC1D1	11.80	6.71	4.84				7.86			
	Additional DS1 Loop in STS1 Interoffice Transport Combination - Zone 1		1	UNC1X	USLXX	86.47	210.70	114.60	63.96	17.97		7.86			
	Additional DS1 Loop in STS1 Interoffice Transport Combination - Zone 2		2	UNC1X	USLXX	114.10	210.70	114.60	63.96	17.97		7.86			
	Additional DS1 Loop in STS1 Interoffice Transport Combination - Zone 3		3	UNC1X	USLXX	297.76	210.70	114.60	63.96	17.97		7.86			
	DS3 Interface Unit (DS1 COCI) combination per month			UNC1X	UC1D1	11.80	6.71	4.84				7.86			
	Nonrecurring Currently Combined Network Elements Switch -As-Is Charge			UNCSX	UNCCC		8.98	8.98	11.17	11.17		7.86			
<b>4-WIRE 56 KBPS DIGITAL EXTENDED LOOP WITH 56 KBPS INTEROFFICE TRANSPORT (EEL)</b>															
	4-wire 56 kbps Loop/4-wire 56 kbps Interoffice Transport Combination - Zone 1		1	UNCDX	UDL56	27.59	125.22	60.48	59.69	7.84		7.86			
	4-wire 56 kbps Loop/4-wire 56 kbps Interoffice Transport Combination - Zone 2		2	UNCDX	UDL56	32.48	125.22	60.48	59.69	7.84		7.86			

UNBUNDLED NETWORK ELEMENTS - Kentucky										Attachment: 2		Exhibit: B							
CATEGORY	RATE ELEMENTS	Interim	Zone	BCS	USOC	RATES (\$)	Svc Order Submitted Elec per LSR	Svc Order Submitted Manually per LSR	Incremental Charge - Manual Svc Order vs. Electronic-1st	Incremental Charge - Manual Svc Order vs. Electronic-Add'l	Incremental Charge - Manual Svc Order vs. Electronic-Disc 1st	Incremental Charge - Manual Svc Order vs. Electronic-Disc Add'l	OSS Rates (\$)						
													Rec	Nonrecurring First	Nonrecurring Add'l	Nonrecurring Disconnect First	Nonrecurring Disconnect Add'l	SOMEc	SOMAN
	4-wire 56 kbps Loop/4-wire 56 kbps Interoffice Transport Combination - Zone 3		3	UNCDX	UDL56	36.37													
	Interoffice Transport - Dedicated - 4-wire 56 kbps combination - Per Mile			UNCDX	1L5XX	0.01													
	Interoffice Transport - Dedicated - 4-wire 56 kbps combination - Facility Termination			UNCDX	U1TD5	17.25													
	Nonrecurring Currently Combined Network Elements Switch -As-Is Charge			UNCDX	UNCCC														
<b>4-WIRE 64 KBPS DIGITAL EXTENDED LOOP WITH 64 KBPS INTEROFFICE TRANSPORT (EEL)</b>																			
	4-wire 64 kbps Loop/4-wire 64 kbps Interoffice Transport Combination - Zone 1		1	UNCDX	UDL64	27.59													
	4-wire 64 kbps Loop/4-wire 64 kbps Interoffice Transport Combination - Zone 2		2	UNCDX	UDL64	32.48													
	4-wire 64 kbps Loop/4-wire 64 kbps Interoffice Transport Combination - Zone 3		3	UNCDX	UDL64	36.37													
	Interoffice Transport - Dedicated - 4-wire 64 kbps combination - Per Mile			UNCDX	1L5XX	0.01													
	Interoffice Transport - Dedicated - 4-wire 64 kbps combination - Facility Termination			UNCDX	U1TD6	17.25													
	Nonrecurring Currently Combined Network Elements Switch -As-Is Charge			UNCDX	UNCCC														
<b>ADDITIONAL NETWORK ELEMENTS</b>																			
<b>When used as a part of a currently combined facility, the non-recurring charges do not apply, but a Switch As Is charge does apply.</b>																			
<b>When used as ordinarily combined network elements in All States, the non-recurring charges apply and the Switch As Is Charge does not.</b>																			
<b>Nonrecurring Currently Combined Network Elements "Switch As Is" Charge (One applies to each combination)</b>																			
	Nonrecurring Currently Combined Network Elements Switch -As-Is Charge - 2 wire/4-Wire VG			UNCVX	UNCCC														
	Nonrecurring Currently Combined Network Elements Switch -As-Is Charge - 56/64 kbps			UNCDX	UNCCC														
	Nonrecurring Currently Combined Network Elements Switch -As-Is Charge - DS1			UNC1X	UNCCC														
	Nonrecurring Currently Combined Network Elements Switch -As-Is Charge - DS3			UNC3X	UNCCC														
	Nonrecurring Currently Combined Network Elements Switch -As-Is Charge - STS1			UNCSX	UNCCC														
<b>NOTE: Local Channel - Dedicated Transport - minimum billing period - Below DS3=one month, DS3 and above=four months</b>																			
	Local Channel - Dedicated - 2-Wire Voice Grade			UNCVX	ULDV2	18.57													
	Local Channel - Dedicated - 4-Wire Voice Grade			UNCVX	ULDV4	19.86													
	Local Channel - Dedicated - DS1 per month Zone 1		1	UNC1X	ULDF1	40.46													
	Local Channel - Dedicated - DS1 Per Month Zone 2		2	UNC1X	ULDF1	43.39													
	Local Channel - Dedicated - DS1- Per Month Zone 3		3	UNC1X	ULDF1	164.50													
	Local Channel - Dedicated - DS3 - Per Mile per month			UNC3X	1L5NC	8.74													
	Local Channel - Dedicated - DS3 - Facility Termination			UNC3X	ULDF3	576.05													
	Local Channel - Dedicated - STS-1 - Per Mile per month			UNCSX	1L5NC	8.74													
	Local Channel - Dedicated - STS-1 - Facility Termination			UNCSX	ULDFS	543.24													
<b>MULTIPLEXERS</b>																			
<b>NOTE: minimum billing period is one month for DS1 to DS0 Channel System and interfaces</b>																			
<b>NOTE: minimum billing period is three months for DS3 to DS1 and above Channel System and interfaces</b>																			
	Channelization - DS1 to DS0 Channel System			UXTD1	MQ1	113.33													
	OCU-DP COCI (data) - DS1 to DS0 Channel System - per month (2.4-64kbs)			UDL	1D1DD	1.32													
	2-wire ISDN COCI (BRITE) - DS1 to DS0 Channel System - per month			UDN	UC1CA	2.84													
	Voice Grade COCI - DS1 to DS0 Channel System - per month			UEA	1D1VG	0.6228													
	DS3 to DS1 Channel System per month			UXTD3	MQ3	158.20													
	STS1 to DS1 Channel System per month			UXTS1	MQ3	158.20													
	DS3 Interface Unit (DS1 COCI) used with Loop per month			USL	UC1D1	11.80													
	DS3 Interface Unit (DS1 COCI) used with Local Channel per month			ULDD1	UC1D1	11.80													

UNBUNDLED NETWORK ELEMENTS - Kentucky							Attachment: 2		Exhibit: B							
CATEGORY	RATE ELEMENTS	Interim	Zone	BCS	USOC	RATES (\$)	Svc Order Submitted Elec per LSR	Svc Order Submitted Manually per LSR	Incremental Charge - Manual Svc Order vs. Electronic-1st	Incremental Charge - Manual Svc Order vs. Electronic-Add'l	Incremental Charge - Manual Svc Order vs. Electronic-Disc 1st	Incremental Charge - Manual Svc Order vs. Electronic-Disc Add'l				
							Rec	Nonrecurring		Nonrecurring Disconnect		OSS Rates (\$)				
							First	Add'l	First	Add'l	SOMEc	SOMAN	SOMAN	SOMAN	SOMAN	
	DS3 Interface Unit (DS1 COCI) used with Interoffice Channel per month			U1TD1	UC1D1	11.80	10.07	7.08				7.86				
	<b>Sub-Loop Feeder</b>															
	Unbundled Sub-Loop Feeder Loop, 4-Wire DS1 - Statewide		sw	UNC1X	USBFG											
	Unbundled Sub-Loop Feeder Loop, 4-Wire DS1 - Zone 1		1	UNC1X	USBFG	62.57	125.43	73.68	81.82	21.56						
	Unbundled Sub-Loop Feeder Loop, 4-Wire DS1 - Zone 2		2	UNC1X	USBFG	87.71	125.43	73.68	81.82	21.56						
	Unbundled Sub-Loop Feeder Loop, 4-Wire DS1 - Zone 3		3	UNC1X	USBFG	273.33	125.43	73.68	81.82	21.56						
	Unbundled Sub-Loop Feeder Loop, 4-Wire DS1 - Zone 4		4	UNC1X	USBFG											
<b>UNBUNDLED LOCAL EXCHANGE SWITCHING(PORTS)</b>																
<b>Exchange Ports</b>																
<b>NOTE: Although the Port Rate includes all available features in GA, KY, LA &amp; TN, the desired features will need to be ordered using retail USOCs</b>																
<b>2-WIRE VOICE GRADE LINE PORT RATES (RES)</b>																
	Exchange Ports - 2-Wire Analog Line Port- Res.			UEPSR	UEPRL	1.49	3.74	3.63	2.23	2.13		7.86				
	Exchange Ports - 2-Wire Analog Line Port with Caller ID - Res.			UEPSR	UEPRC	1.49	3.74	3.63	2.23	2.13		7.86				
	Exchange Ports - 2-Wire Analog Line Port outgoing only - Res.			UEPSR	UEPRO	1.49	3.74	3.63	2.23	2.13		7.86				
	Exchange Ports - 2-Wire VG unbundled KY extended local dialing parity Port with Caller ID - Res.			UEPSR	UEPRM	1.49	3.74	3.63	2.23	2.13		7.86				
	Exchange Ports - 2-Wire VG unbundled res, low usage line port with Caller ID (LUM)			UEPSR	UEPAP	1.49	3.74	3.63	2.23	2.13		7.86				
	Exchange Ports - 2-Wire Voice Kentucky Residence Dialing Plan without Caller ID			UEPSR	UEPWE	1.49	3.74	3.63	2.23	2.13		7.86				
	2-Wire voice unbundled Low Usage Line Port without Caller ID Capability			UEPSR	UEPRT	1.49	3.74	3.63	2.23	2.13		7.86				
	Subsequent Activity			UEPSR	USASC	0.00	0.00	0.00				7.86				
<b>FEATURES</b>																
	All Available Vertical Features			UEPSR	UEPVF	0.00	0.00	0.00				7.86				
<b>2-WIRE VOICE GRADE LINE PORT RATES (BUS)</b>																
	Exchange Ports - 2-Wire Analog Line Port without Caller ID - Bus			UEPSB	UEPBL	1.49	3.74	3.63	2.23	2.13		7.86				
	Exchange Ports - 2-Wire VG unbundled Line Port with unbundled port with Caller+E484 ID - Bus.			UEPSB	UEPBC	1.49	3.74	3.63	2.23	2.13		7.86				
	Exchange Ports - 2-Wire Analog Line Port outgoing only - Bus.			UEPSB	UEPBO	1.49	3.74	3.63	2.23	2.13		7.86				
	Exchange Ports - 2-Wire VG unbundled KY extended local dialing parity Port with Caller ID - Bus.			UEPSB	UEPBM	1.49	3.74	3.63	2.23	2.13		7.86				
	Exchange Ports - 2-Wire VG unbundled incoming only port with Caller ID - Bus			UEPSB	UEPB1	1.49	3.74	3.63	2.23	2.13		7.86				
	Exchange Ports - 2-Wire Voice Kentucky Business Dialing Plan without Caller ID			UEPSB	UEPWF	1.49	3.74	3.63	2.23	2.13		7.86				
	2-Wire voice unbundled Incoming Only Port without Caller ID Capability			UEPSB	UEPBE	1.49	3.74	3.63	2.23	2.13		7.86				
	Subsequent Activity			UEPSB	USASC	0.00	0.00	0.00				7.86				
<b>FEATURES</b>																
	All Available Vertical Features			UEPSB	UEPVF	0.00	0.00	0.00				7.86				
<b>EXCHANGE PORT RATES (DID &amp; PBX)</b>																
	2-Wire VG Unbundled 2-Way PBX Trunk - Res			UEPSE	UEPRD	1.49	39.05	18.17	15.38	0.89		7.86				
	2-Wire VG Line Side Unbundled 2-Way PBX Trunk - Bus			UEPSP	UEPPC	1.49	39.05	18.17	15.38	0.89		7.86				
	2-Wire VG Line Side Unbundled Outward PBX Trunk - Bus			UEPSP	UEPP0	1.49	39.05	18.17	15.38	0.89		7.86				
	2-Wire VG Line Side Unbundled Incoming PBX Trunk - Bus			UEPSP	UEPP1	1.49	39.05	18.17	15.38	0.89		7.86				
	2-Wire Analog Long Distance Terminal PBX Trunk - Bus			UEPSP	UEPLD	1.49	39.05	18.17	15.38	0.89		7.86				
	2-Wire Voice Unbundled PBX LD Terminal Ports			UEPSP	UEPLD	1.49	39.05	18.17	15.38	0.89		7.86				
	2-Wire Vice Unbundled 2-Way PBX Usage Port			UEPSP	UEPXA	1.49	39.05	18.17	15.38	0.89		7.86				
	2-Wire Voice Unbundled PBX Toll Terminal Hotel Ports			UEPSP	UEPXB	1.49	39.05	18.17	15.38	0.89		7.86				
	2-Wire Voice Unbundled PBX LD DDD Terminals Port			UEPSP	UEPXC	1.49	39.05	18.17	15.38	0.89		7.86				
	2-Wire Voice Unbundled PBX LD Terminal Switchboard Port			UEPSP	UEPXD	1.49	39.05	18.17	15.38	0.89		7.86				
	2-Wire Voice Unbundled PBX LD Terminal Switchboard IDD Capable Port			UEPSP	UEPXE	1.49	39.05	18.17	15.38	0.89		7.86				

UNBUNDLED NETWORK ELEMENTS - Kentucky										Attachment: 2		Exhibit: B			
CATEGORY	RATE ELEMENTS	Interim	Zone	BCS	USOC	RATES (\$)	Svc Order Submitted Elec per LSR	Svc Order Submitted Manually per LSR	Incremental Charge - Manual Svc Order vs. Electronic-1st	Incremental Charge - Manual Svc Order vs. Electronic-Add'l	Incremental Charge - Manual Svc Order vs. Electronic-Disc 1st	Incremental Charge - Manual Svc Order vs. Electronic-Disc Add'l			
													Rec	Nonrecurring	
										SOMEc	SOMAN	SOMAN	SOMAN	SOMAN	SOMAN
	2-Wire Voice Unbundled 2-Way PBX Kentucky Room Area Calling Port Without LUD			UEPSP	UEPXF	1.49									
	2-Wire Voice Unbundled PBX Kentucky LUD Area Calling Port			UEPSP	UEPXF	1.49	39.05	18.17	15.38	0.89					
	2-Wire Voice Unbundled PBX Kentucky Premium Calling Port			UEPSP	UEPXF	1.49	39.05	18.17	15.38	0.89					
	2-Wire Voice Unbundled 2-Way PBX Kentucky Area Calling Port Without LUD			UEPSP	UEPXF	1.49	39.05	18.17	15.38	0.89					
	2-Wire Voice Unbundled 2-Way PBX Hotel/Hospital Economy Administrative Calling Port			UEPSP	UEPXL	1.49	39.05	18.17	15.38	0.89					
	2-Wire Voice Unbundled 2-Way PBX Hotel/Hospital Economy Room Calling Port			UEPSP	UEPXM	1.49	39.05	18.17	15.38	0.89					
	2-Wire Voice Unbundled 1-Way Outgoing PBX Hotel/Hospital Discount Room Calling Port			UEPSP	UEPXF	1.49	39.05	18.17	15.38	0.89					
	2-Wire Voice Unbundled 1-Way Outgoing PBX Measured Port Subsequent Activity			UEPSP	USASC	0.00	0.00	0.00							
	<b>FEATURES</b>														
	All Available Vertical Features			UEPSP	UEPSE	0.00	0.00	0.00							
	<b>EXCHANGE PORT RATES (COIN)</b>														
	Exchange Ports - Coin Port					1.49	3.74	3.63	2.23	2.13					
	<b>Local Switching Features offered with Port</b>														
	<b>NOTE: Transmission/usage charges associated with POTS circuit switched usage will also apply to circuit switched voice and/or circuit switched data transmission by B-Channels associated with 2-wire ISDN ports.</b>														
	<b>NOTE: Access to B Channel or D Channel Packet capabilities will be available only through BFR/New Business Request Process. Rates for the packet capabilities will be determined via the Bona Fide Request/New Business Request Process.</b>														
	Exchange port - 4-wire ISDN trunk port -all available features included				UEPEX	101.60	188.36	95.15	61.92	22.67					
	<b>UNBUNDLED LOCAL EXCHANGE SWITCHING(PORTS)</b>														
	<b>EXCHANGE PORT RATES</b>														
	Exchange Ports - 2-Wire DID Port			UEPEX	UEPP2	10.51	92.18	15.82	52.16	5.30					
	Exchange Ports - DDITS Port - 4-Wire DS1 Port with DID capability			UEPDD	UEPDD	74.77	164.86	77.74	60.69	3.86					
	Exchange Ports - 2-Wire ISDN Port (See Notes below.)			UEPTX	UEPSX	13.46	60.60	50.67	32.83	14.17					
	All Features Offered			UEPTX	UEPSX	0.00	0.00	0.00							
	<b>NOTE: Transmission/usage charges associated with POTS circuit switched usage will also apply to circuit switched voice and/or circuit switched data transmission by B-Channels associated with 2-wire ISDN ports.</b>														
	<b>NOTE: Access to B Channel or D Channel Packet capabilities will be available only through BFR/New Business Request Process. Rates for the packet capabilities will be determined via the Bona Fide Request/New Business Request Process.</b>														
	Exchange Ports - 2-Wire ISDN Port -- Channel Profiles			UEPTX	UEPSX	0.00	0.00	0.00							
	Exchange Ports - 4-Wire ISDN DS1 Port			UEPEX	UEPEX	101.60	188.36	95.15	61.92	22.67					
	<b>UNBUNDLED PORT with REMOTE CALL FORWARDING CAPABILITY</b>														
	<b>UNBUNDLED REMOTE CALL FORWARDING SERVICE - RESIDENCE</b>														
	Unbundled Remote Call Forwarding Service, Area Calling, Res			UEPVR	UERAC	1.49	3.74	3.63							
	Unbundled Remote Call Forwarding Service, Local Calling - Res			UEPVR	UERLC	1.49	3.74	3.63							
	Unbundled Remote Call Forwarding Service, InterLATA - Res			UEPVR	UERTE	1.49	3.74	3.63							
	Unbundled Remote Call Forwarding Service, IntraLATA - Res			UEPVR	UERTR	1.49	3.74	3.63							
	<b>Non-Recurring</b>														
	Unbundled Remote Call Forwarding Service - Conversion - Switch-as-is			UEPVR	USAC2		0.10	0.10							
	Unbundled Remote Call Forwarding Service - Conversion with allowed change (PIC and LPIC)			UEPVR	USACC		0.10	0.10							
	<b>UNBUNDLED REMOTE CALL FORWARDING - Bus</b>														
	Unbundled Remote Call Forwarding Service, Area Calling - Bus			UEPVB	UERAC	1.49	3.74	3.63							
	Unbundled Remote Call Forwarding Service, Local Calling - Bus			UEPVB	UERLC	1.49	3.74	3.63							
	Unbundled Remote Call Forwarding Service, InterLATA - Bus			UEPVB	UERTE	1.49	3.74	3.63							
	Unbundled Remote Call Forwarding Service, IntraLATA - Bus			UEPVB	UERTR	1.49	3.74	3.63							
	Unbundled Remote Call Forwarding Service Expanded and Exception Local Calling			UEPVB	UERVJ	1.49	3.74	3.63							
	<b>Non-Recurring</b>														
	Unbundled Remote Call Forwarding Service - Conversion - Switch-as-is			UEPVB	USAC2		0.10	0.10							

UNBUNDLED NETWORK ELEMENTS - Kentucky							Attachment: 2		Exhibit: B			
CATEGORY	RATE ELEMENTS	Interim	Zone	BCS	USOC	RATES (\$)	Svc Order Submitted Elec per LSR	Svc Order Submitted Manually per LSR	Incremental Charge - Manual Svc Order vs. Electronic-1st	Incremental Charge - Manual Svc Order vs. Electronic-Add'l	Incremental Charge - Manual Svc Order vs. Electronic-Disc 1st	Incremental Charge - Manual Svc Order vs. Electronic-Disc Add'l
	Unbundled Remote Call Forwarding Service - Conversion with allowed change (PIC and LPIC)			UEPVB	USACC							
						0.10	0.10					
<b>UNBUNDLED LOCAL SWITCHING, PORT USAGE</b>												
<b>End Office Switching (Port Usage)</b>												
	End Office Switching Function, Per MOU					0.0011971						
	End Office Trunk Port - Shared, Per MOU					0.0002112						
<b>Tandem Switching (Port Usage) (Local or Access Tandem)</b>												
	Tandem Switching Function Per MOU					0.000194						
	Tandem Trunk Port - Shared, Per MOU					0.0002416						
<b>Common Transport</b>												
	Common Transport - Per Mile, Per MOU					0.000003						
	Common Transport - Facilities Termination Per MOU					0.0007466						
<b>UNBUNDLED PORT/LOOP COMBINATIONS - COST BASED RATES</b>												
Cost Based Rates are applied where BellSouth is required by FCC and/or State Commission rule to provide Unbundled Local Switching or Switch Ports.												
Features shall apply to the Unbundled Port/Loop Combination - Cost Based Rate section in the same manner as they are applied to the Stand-Alone Unbundled Port section of this Rate Exhibit.												
End Office and Tandem Switching Usage and Common Transport Usage rates in the Port section of this rate exhibit shall apply to all combinations of loop/port network elements except for UNE Coin Port/Loop Combinations.												
The first and additional Port nonrecurring charges apply to Not Currently Combined Combos. For Currently Combined Combos the nonrecurring charges shall be those identified in the Nonrecurring - Currently Combined sections.												
<b>2-WIRE VOICE GRADE LOOP WITH 2-WIRE LINE PORT (RES)</b>												
<b>UNE Port/Loop Combination Rates</b>												
	2-Wire VG Loop/Port Combo - Zone 1		1			10.79						
	2-Wire VG Loop/Port Combo - Zone 2		2			15.52						
	2-Wire VG Loop/Port Combo - Zone 3		3			31.74						
<b>UNE Loop Rates</b>												
	2-Wire Voice Grade Loop (SL1) - Zone 1		1	UEPRX	UEPLX	9.64						
	2-Wire Voice Grade Loop (SL1) - Zone 2		2	UEPRX	UEPLX	14.37						
	2-Wire Voice Grade Loop (SL1) - Zone 3		3	UEPRX	UEPLX	30.59						
<b>2-Wire Voice Grade Line Port Rates (Res)</b>												
	2-Wire voice unbundled port - residence			UEPRX	UEPRL	1.15	21.29	15.49	2.85	2.67	7.86	
	2-Wire voice unbundled port with Caller ID - res			UEPRX	UEPRC	1.15	21.29	15.49	2.85	2.67	7.86	
	2-Wire voice unbundled port outgoing only - res			UEPRX	UEPRO	1.15	21.29	15.49	2.85	2.67	7.86	
	2-Wire voice Grade unbundled Kentucky extended local dialing parity port with Caller ID - res			UEPRX	UEPRM	1.15	21.29	15.49	2.85	2.67	7.86	
	2-Wire voice unbundles res, low usage line port with Caller ID (LUM)			UEPRX	UEPAP	1.15	21.29	15.49	2.85	2.67	7.86	
	2-Wire Voice Unbundled Kentucky Residence Dialing Plan without Caller ID			UEPRX	UEPWE	1.15	21.29	15.49	2.85	2.67	7.86	
	2-Wire voice unbundled Low Usage Line Port without Caller ID Capability			UEPRX	UEPRT	1.15	21.29	15.49	2.85	2.67	7.86	
<b>FEATURES</b>												
	All Features Offered			UEPRX	UEPVF	0.00	0.00	0.00			7.86	
<b>LOCAL NUMBER PORTABILITY</b>												
	Local Number Portability (1 per port)			UEPRX	LNPCX	0.35						
<b>NONRECURRING CHARGES (NRCs) - CURRENTLY COMBINED</b>												
	2-Wire Voice Grade Loop / Line Port Combination - Conversion - Switch-as-is			UEPRX	USAC2		0.10	0.10			7.86	
	2-Wire Voice Grade Loop / Line Port Combination - Conversion - Switch with change			UEPRX	USACC		0.10	0.10			7.86	
<b>ADDITIONAL NRCs</b>												
	2-Wire Voice Grade Loop/Line Port Combination - Subsequent Activity			UEPRX	USAS2	0.00	0.00	0.00			7.86	
<b>2-WIRE VOICE GRADE LOOP WITH 2-WIRE LINE PORT (BUS)</b>												
<b>UNE Port/Loop Combination Rates</b>												
	2-Wire VG Loop/Port Combo - Zone 1		1			10.79						
	2-Wire VG Loop/Port Combo - Zone 2		2			15.52						
	2-Wire VG Loop/Port Combo - Zone 3		3			31.74						
<b>UNE Loop Rates</b>												
	2-Wire Voice Grade Loop (SL1) - Zone 1		1	UEPBX	UEPLX	9.64						
	2-Wire Voice Grade Loop (SL1) - Zone 2		2	UEPBX	UEPLX	14.37						
	2-Wire Voice Grade Loop (SL1) - Zone 3		3	UEPBX	UEPLX	30.59						

**UNBUNDLED NETWORK ELEMENTS - Kentucky**

						Attachment: 2		Exhibit: B							
CATEGORY	RATE ELEMENTS	Interim	Zone	BCS	USOC	RATES (\$)	Svc Order Submitted Elec per LSR	Svc Order Submitted Manually per LSR	Incremental Charge - Manual Svc Order vs. Electronic-1st	Incremental Charge - Manual Svc Order vs. Electronic-Add'l	Incremental Charge - Manual Svc Order vs. Electronic-Disc 1st	Incremental Charge - Manual Svc Order vs. Electronic-Disc Add'l			
													Rec	Nonrecurring	
						First	Add'l	First	Add'l	SOMEC	SOMAN	SOMAN	SOMAN	SOMAN	SOMAN
<b>2-Wire Voice Grade Line Port (Bus)</b>															
	2-Wire voice unbundled port without Caller ID - bus			UEPBX	UEPBL	1.15	21.29	15.49	2.85	2.67		7.86			
	2-Wire voice unbundled port with Caller + E484 ID - bus			UEPBX	UEPBC	1.15	21.29	15.49	2.85	2.67		7.86			
	2-Wire voice unbundled port outgoing only - bus			UEPBX	UEPBO	1.15	21.29	15.49	2.85	2.67		7.86			
	2-Wire voice Grade unbundled Kentucky extended local dialing parity port with Caller ID - bus			UEPBX	UEPBM	1.15	21.29	15.49	2.85	2.67		7.86			
	2-Wire voice unbundled incoming only port with Caller ID - Bus			UEPBX	UEPB1	1.15	21.29	15.49	2.85	2.67		7.86			
	2-Wire Voice Unbundled Kentucky Business Dialing Plan without Caller ID			UEPBX	UEPWF	1.15	21.29	15.49	2.85	2.67		7.86			
	2-Wire voice unbundled Incoming Only Port without Caller ID Capability			UEPBX	UEPBE	1.15	21.29	15.49	2.85	2.67		7.86			
<b>LOCAL NUMBER PORTABILITY</b>															
	Local Number Portability (1 per port)			UEPBX	LNPCX	0.35									
<b>FEATURES</b>															
	All Features Offered			UEPBX	UEPVF	0.00	0.00	0.00				7.86			
<b>NONRECURRING CHARGES (NRCs) - CURRENTLY COMBINED</b>															
	2-Wire Voice Grade Loop / Line Port Combination - Conversion - Switch-as-is			UEPBX	USAC2		0.10	0.10				7.86			
	2-Wire Voice Grade Loop / Line Port Combination - Conversion - Switch with change			UEPBX	USACC		0.10	0.10				7.86			
<b>ADDITIONAL NRCs</b>															
	2-Wire Voice Grade Loop/Line Port Combination - Subsequent Activity			UEPBX	USAS2		0.00	0.00				7.86			
<b>2-WIRE VOICE GRADE LOOP WITH 2-WIRE LINE PORT (RES - PBX)</b>															
<b>UNE Port/Loop Combination Rates</b>															
	2-Wire VG Loop/Port Combo - Zone 1		1			10.79									
	2-Wire VG Loop/Port Combo - Zone 2		2			15.52									
	2-Wire VG Loop/Port Combo - Zone 3		3			31.74									
<b>UNE Loop Rates</b>															
	2-Wire Voice Grade Loop (SL 1) - Zone 1		1	UEPRG	UEPLX	9.64									
	2-Wire Voice Grade Loop (SL 1) - Zone 2		2	UEPRG	UEPLX	14.37									
	2-Wire Voice Grade Loop (SL 1) - Zone 3		3	UEPRG	UEPLX	30.59									
<b>2-Wire Voice Grade Line Port Rates (RES - PBX)</b>															
	2-Wire VG Unbundled Combination 2-Way PBX Trunk Port - Res			UEPRG	UEPRD	1.15	21.29	15.49	2.85	2.67		7.86			
<b>LOCAL NUMBER PORTABILITY</b>															
	Local Number Portability (1 per port)			UEPRG	LNPCP	3.15	0.00	0.00				7.86			
<b>FEATURES</b>															
	All Features Offered			UEPRG	UEPVF	0.00	0.00	0.00				7.86			
<b>NONRECURRING CHARGES (NRCs) - CURRENTLY COMBINED</b>															
	2-Wire Voice Grade Loop/ Line Port Combination (PBX) - Conversion - Switch-As-Is			UEPRG	USAC2		8.45	1.91				7.86			
	2-Wire Voice Grade Loop/ Line Port Combination (PBX) - Conversion - Switch with Change			UEPRG	USACC		8.45	1.91				7.86			
<b>ADDITIONAL NRCs</b>															
	2-Wire Voice Grade Loop/ Line Port Combination (PBX) - Subsequent Activity			UEPRG	USAS2	0.00	0.00	0.00				7.86			
	PBX Subsequent Activity - Change/Rearrange Multiline Hunt Group						7.86	7.86				7.86			
<b>2-WIRE VOICE GRADE LOOP WITH 2-WIRE LINE PORT (BUS - PBX)</b>															
<b>UNE Port/Loop Combination Rates</b>															
	2-Wire VG Loop/Port Combo - Zone 1		1			10.79									
	2-Wire VG Loop/Port Combo - Zone 2		2			15.52									
	2-Wire VG Loop/Port Combo - Zone 3		3			31.74									
<b>UNE Loop Rates</b>															
	2-Wire Voice Grade Loop (SL 1) - Zone 1		1	UEPPX	UEPLX	9.64									
	2-Wire Voice Grade Loop (SL 1) - Zone 2		2	UEPPX	UEPLX	14.37									
	2-Wire Voice Grade Loop (SL 1) - Zone 3		3	UEPPX	UEPLX	30.59									
<b>2-Wire Voice Grade Line Port Rates (BUS - PBX)</b>															

UNBUNDLED NETWORK ELEMENTS - Kentucky										Attachment: 2		Exhibit: B										
CATEGORY	RATE ELEMENTS	Interim	Zone	BCS	USOC	RATES (\$)	Svc Order Submitted Elec per LSR	Svc Order Submitted Manually per LSR	Incremental Charge - Manual Svc Order vs. Electronic-1st	Incremental Charge - Manual Svc Order vs. Electronic-Add'l	Incremental Charge - Manual Svc Order vs. Electronic-Disc 1st	Incremental Charge - Manual Svc Order vs. Electronic-Disc Add'l										
													Rec	Nonrecurring		Nonrecurring Disconnect		OSS Rates (\$)				
														First	Add'l	First	Add'l	SOMEC	SOMAN	SOMAN	SOMAN	SOMAN
	Line Side Unbundled Combination 2-Way PBX Trunk Port - Bus			UEPPX	UEPPC	1.15	21.29	15.49	2.85	2.67		7.86										
	Line Side Unbundled Outward PBX Trunk Port - Bus			UEPPX	UEPPO	1.15	21.29	15.49	2.85	2.67		7.86										
	Line Side Unbundled Incoming PBX Trunk Port - Bus			UEPPX	UEPP1	1.15	21.29	15.49	2.85	2.67		7.86										
	2-Wire Voice Unbundled PBX LD Terminal Ports			UEPPX	UEPLD	1.15	21.29	15.49	2.85	2.67		7.86										
	2-Wire Voice Unbundled 2-Way Combination PBX Usage Port			UEPPX	UEPXA	1.15	21.29	15.49	2.85	2.67		7.86										
	2-Wire Voice Unbundled PBX Toll Terminal Hotel Ports			UEPPX	UEPXB	1.15	21.29	15.49	2.85	2.67		7.86										
	2-Wire Voice Unbundled PBX LD DDD Terminals Port			UEPPX	UEPXC	1.15	21.29	15.49	2.85	2.67		7.86										
	2-Wire Voice Unbundled PBX LD Terminal Switchboard Port			UEPPX	UEPXD	1.15	21.29	15.49	2.85	2.67		7.86										
	2-Wire Voice Unbundled PBX LD Terminal Switchboard IDD Capable Port			UEPPX	UEPXE	1.15	21.29	15.49	2.85	2.67		7.86										
	2-Wire Voice Unbundled 2-Way PBX Kentucky Room Area Calling Port without LUD			UEPPX	UEPXF	1.15	21.29	15.49	2.85	2.67		7.86										
	2-Wire Voice Unbundled PBX Kentucky LUD Area Calling Port			UEPPX	UEPXF	1.15	21.29	15.49	2.85	2.67		7.86										
	2-Wire Voice Unbundled PBX Kentucky Premium Calling Port			UEPPX	UEPXH	1.15	21.29	15.49	2.85	2.67		7.86										
	2-Wire Voice Unbundled 2-Way Kentucky Area Calling Port without LUD			UEPPX	UEPXJ	1.15	21.29	15.49	2.85	2.67		7.86										
	2-Wire Voice Unbundled 2-Way PBX Hotel/Hospital Economy Administrative Calling Port			UEPPX	UEPXL	1.15	21.29	15.49	2.85	2.67		7.86										
	2-Wire Voice Unbundled 2-Way PBX Hotel/Hospital Economy Room Calling Port			UEPPX	UEPXM	1.15	21.29	15.49	2.85	2.67		7.86										
	2-Wire Voice Unbundled 1-Way Outgoing PBX Hotel/Hospital Discount Room Calling Port			UEPPX	UEPXO	1.15	21.29	15.49	2.85	2.67		7.86										
	2-Wire Voice Unbundled 1-Way Outgoing PBX Measured Port			UEPPX	UEPXS	1.15	21.29	15.49	2.85	2.67		7.86										
	<b>LOCAL NUMBER PORTABILITY</b>																					
	Local Number Portability (1 per port)			UEPPX	LNPCP	3.15	0.00	0.00														
	<b>FEATURES</b>																					
	All Features Offered			UEPPX	UEPVF	0.00	0.00	0.00				7.86										
	<b>NONRECURRING CHARGES (NRCs) - CURRENTLY COMBINED</b>																					
	2-Wire Voice Grade Loop/ Line Port Combination (PBX) - Conversion - Switch-As-Is			UEPPX	USAC2		8.45	1.91				7.86										
	2-Wire Voice Grade Loop/ Line Port Combination (PBX) - Conversion - Switch with Change			UEPPX	USACC		8.45	1.91				7.86										
	<b>ADDITIONAL NRCs</b>																					
	2-Wire Voice Grade Loop/ Line Port Combination (PBX) - Subsequent Activity			UEPPX	USAS2	0.00	0.00	0.00				7.86										
	PBX Subsequent Activity - Change/Rearrange Multiline Hunt Group						7.86	7.86				7.86										
	<b>2-WIRE VOICE GRADE LOOP WITH 2-WIRE ANALOG LINE COIN PORT</b>																					
	<b>UNE Port/Loop Combination Rates</b>																					
	2-Wire VG Coin Port/Loop Combo - Zone 1		1			10.79																
	2-Wire VG Coin Port/Loop Combo - Zone 2		2			15.52																
	2-Wire VG Coin Port/Loop Combo - Zone 3		3			31.74																
	<b>UNE Loop Rates</b>																					
	2-Wire Voice Grade Loop (SL1) - Zone 1		1	UEPCO	UEPLX	9.64																
	2-Wire Voice Grade Loop (SL1) - Zone 2		2	UEPCO	UEPLX	14.37																
	2-Wire Voice Grade Loop (SL1) - Zone 3		3	UEPCO	UEPLX	30.59																
	<b>2-Wire Voice Grade Line Ports (COIN)</b>																					
	2-Wire Coin 2-Way without Operator Screening and without Blocking (AL, KY, LA, MS)			UEPCO	UEPRF	1.15	21.29	15.49	2.85	2.67		7.86										
	2-Wire Coin 2-Way with Operator Screening (AL, KY)			UEPCO	UEPRE	1.15	21.29	15.49	2.85	2.67		7.86										
	2-Wire Coin 2-Way with Operator Screening and Blocking: 011, 900/976, 1+DDD (AL, KY, LA, MS)			UEPCO	UEPRA	1.15	21.29	15.49	2.85	2.67		7.86										
	2-Wire Coin 2-Way with Operator Screening and 011 Blocking (KY)			UEPCO	UEPKA	1.15	21.29	15.49	2.85	2.67		7.86										
	2-Wire Coin 2-Way with Operator Screening & Blocking: 900/976, 1+DDD, 011+, & Local (AL, KY, LA, MS)			UEPCO	UEPCD	1.15	21.29	15.49	2.85	2.67		7.86										
	2-Wire Coin Outward without Blocking and without Operator Screening (KY, LA, MS)			UEPCO	UEPRN	1.15	21.29	15.49	2.85	2.67		7.86										

UNBUNDLED NETWORK ELEMENTS - Kentucky										Attachment: 2		Exhibit: B				
CATEGORY	RATE ELEMENTS	Interim	Zone	BCS	USOC	RATES (\$)	Svc Order Submitted Elec per LSR	Svc Order Submitted Manually per LSR	Incremental Charge - Manual Svc Order vs. Electronic-1st	Incremental Charge - Manual Svc Order vs. Electronic-Add'l	Incremental Charge - Manual Svc Order vs. Electronic-Disc 1st	Incremental Charge - Manual Svc Order vs. Electronic-Disc Add'l				
													Rec	Nonrecurring		Nonrecurring Disconnect
							First	Add'l	First	Add'l	SOMEC	SOMAN	SOMAN	SOMAN	SOMAN	SOMAN
	2-Wire Coin Outward with Operator Screening and 011 Blocking (GA, KY, MS)			UEPCO	UEPRJ	1.15	21.29	15.49	2.85	2.67		7.86				
	2-Wire Coin Outward with Operator Screening and Blocking: 011, 900/976, 1+DDD (AL, KY, LA, MS)			UEPCO	UEPRH	1.15	21.29	15.49	2.85	2.67		7.86				
	2-Wire Coin Outward Operator Screening & Blocking: 900/976, 1+DDD, 011+, and Local (AL, KY, LA, MS)			UEPCO	UEPCN	1.15	21.29	15.49	2.85	2.67		7.86				
	2-Wire 2-Way Smartline with 900/976 (all states except LA)			UEPCO	UEPCK	1.15	21.29	15.49	2.85	2.67		7.86				
	2-Wire Coin Outward Smartline with 900/976 (all states except LA)			UEPCO	UEPCR	1.15	21.29	15.49	2.85	2.67		7.86				
	<b>ADDITIONAL UNE COIN PORT/LOOP (RC)</b>															
	UNE Coin Port/Loop Combo Usage (Flat Rate)			UEPCO	URECU	2.57	0.00	0.00	0.00	0.00						
	<b>LOCAL NUMBER PORTABILITY</b>															
	Local Number Portability (1 per port)			UEPCO	LNPCX	0.35										
	<b>NONRECURRING CHARGES - CURRENTLY COMBINED</b>															
	2-Wire Voice Grade Loop / Line Port Combination - Conversion - Switch-as-is			UEPCO	USAC2		0.10	0.10				7.86				
	2-Wire Voice Grade Loop / Line Port Combination - Conversion - Switch with change			UEPCO	USACC		0.10	0.10				7.86				
	<b>ADDITIONAL NRCs</b>															
	2-Wire Voice Grade Loop/Line Port Combination - Subsequent Activity			UEPCO	USAS2		0.00	0.00				7.86				
	<b>2-WIRE VOICE LOOP/ 2WIRE VOICE GRADE IO TRANSPORT/ 2-WIRE LINE PORT (RES)</b>															
	<b>UNE Port/Loop Combination Rates</b>															
	2-Wire VG Loop/IO Transport/Port Combo - Zone 1		1			13.90										
	2-Wire VG Loop/IO Transport/Port Combo - Zone 2		2			18.68										
	2-Wire VG Loop/IO Transport/Port Combo - Zone 3		3			34.45										
	<b>UNE Loop Rates</b>															
	2-Wire Voice Grade Loop (SL2) - Zone 1		1	UEPFR	UECF2	12.67										
	2-Wire Voice Grade Loop (SL2) - Zone 2		2	UEPFR	UECF2	17.45										
	2-Wire Voice Grade Loop (SL2) - Zone 3		3	UEPFR	UECF2	33.22										
	<b>2-Wire Voice Grade Line Port Rates (Res)</b>															
	2-Wire voice unbundled port - residence			UEPFR	UEPRL	1.23	128.96	64.11	61.92	9.97		7.86				
	2-Wire voice unbundled port with Caller ID - res			UEPFR	UEPRC	1.23	128.96	64.11	61.92	9.97		7.86				
	2-Wire voice unbundled port outgoing only - res			UEPFR	UEPRO	1.23	128.96	64.11	61.92	9.97		7.86				
	2-Wire voice Grade unbundled Kentucky extended local dialing parity port with Caller ID - res			UEPFR	UEPRM	1.23	128.96	64.11	61.92	9.97		7.86				
	2-Wire voice unbundles res, low usage line port with Caller ID (LUM)			UEPFR	UEPAP	1.23	128.96	64.11	61.92	9.97		7.86				
	2-Wire Voice Unbundled Kentucky Residence Dialing Plan without Caller ID			UEPFR	UEPWE	1.23	128.96	64.11	61.92	9.97		7.86				
	<b>INTEROFFICE TRANSPORT</b>															
	Interoffice Transport - Dedicated - 2 Wire Voice Grade - Facility Termination			UEPFR	U1TV2	23.95	98.09	53.67	56.31	22.42		7.86				
	Interoffice Transport - Dedicated - 2 Wire Voice Grade - Per Mile or Fraction Mile			UEPFR	1L5XX	0.0095										
	<b>FEATURES</b>															
	All Features Offered			UEPFR	UEPVF	0.00	0.00	0.00				7.86				
	<b>LOCAL NUMBER PORTABILITY</b>															
	Local Number Portability (1 per port)			UEPFR	LNPCX	0.35										
	<b>NONRECURRING CHARGES (NRCs) - CURRENTLY COMBINED</b>															
	2-Wire Loop / Dedicated IO Transport / 2 Wire Line Port Combination - Conversion - Switch-as-is			UEPFR	USAC2		9.03	1.87				7.86				
	2-Wire Loop / Dedicated IO Transport / 2 Wire Line Port Combination - Conversion - Switch-With-Change			UEPFR	USACC		9.03	1.87				7.86				
	<b>2-WIRE VOICE LOOP/ 2WIRE VOICE GRADE IO TRANSPORT/ 2-WIRE LINE PORT (BUS)</b>															
	<b>UNE Port/Loop Combination Rates</b>															
	2-Wire VG Loop/IO Transport/Port Combo - Zone 1		1			13.90										
	2-Wire VG Loop/IO Transport/Port Combo - Zone 2		2			18.68										
	2-Wire VG Loop/IO Transport/Port Combo - Zone 3		3			34.45										



UNBUNDLED NETWORK ELEMENTS - Kentucky							Attachment: 2		Exhibit: B						
CATEGORY	RATE ELEMENTS	Interim	Zone	BCS	USOC	RATES (\$)	Svc Order Submitted Elec per LSR	Svc Order Submitted Manually per LSR	Incremental Charge - Manual Svc Order vs. Electronic-1st	Incremental Charge - Manual Svc Order vs. Electronic-Add'l	Incremental Charge - Manual Svc Order vs. Electronic-Disc 1st	Incremental Charge - Manual Svc Order vs. Electronic-Disc Add'l			
													Rec	Nonrecurring	
										SOMEc	SOMAN	SOMAN	SOMAN	SOMAN	SOMAN
<b>UNE Loop Rates</b>															
	2-Wire Voice Grade Loop (SL2) - Zone 1		1	UEPFB	UECF2	12.67									
	2-Wire Voice Grade Loop (SL2) - Zone 2		2	UEPFB	UECF2	17.45									
	2-Wire Voice Grade Loop (SL2) - Zone 3		3	UEPFB	UECF2	33.22									
<b>2-Wire Voice Grade Line Port (Bus)</b>															
	2-Wire voice unbundled port without Caller ID - bus			UEPFB	UEPBL	1.23	128.96	64.11	61.92	9.97		7.86			
	2-Wire voice unbundled port with Caller + E484 ID - bus			UEPFB	UEPBC	1.23	128.96	64.11	61.92	9.97		7.86			
	2-Wire voice unbundled port outgoing only - bus			UEPFB	UEPBO	1.23	128.96	64.11	61.92	9.97		7.86			
	2-Wire voice Grade unbundled Kentucky extended local dialing parity port with Caller ID - bus			UEPFB	UEPBM	1.23	128.96	64.11	61.92	9.97		7.86			
	2-Wire voice unbundled incoming only port with Caller ID - Bus			UEPFB	UEPB1	1.23	128.96	64.11	61.92	9.97		7.86			
	2-Wire Voice Unbundled Kentucky Business Dialing Plan without Caller ID			UEPFB	UEPWF	1.23	128.96	64.11	61.92	9.97		7.86			
<b>LOCAL NUMBER PORTABILITY</b>															
	Local Number Portability (1 per port)			UEPFB	LNPCX	0.35									
<b>INTEROFFICE TRANSPORT</b>															
	Interoffice Transport - Dedicated - 2 Wire Voice Grade - Facility Termination			UEPFB	U1TV2	23.95	98.09	53.67	56.31	22.42		7.86			
	Interoffice Transport - Dedicated - 2 Wire Voice Grade - Per Mile or Fraction Mile			UEPFB	1L5XX	0.0095									
<b>FEATURES</b>															
	All Features Offered			UEPFB	UEPVF	0.00	0.00	0.00				7.86			
<b>NONRECURRING CHARGES (NRCs) - CURRENTLY COMBINED</b>															
	2-Wire Loop / Dedicated IO Transport / 2 Wire Line Port Combination - Conversion - Switch-as-is			UEPFB	USAC2		9.03	1.87				7.86			
	2-Wire Loop / Dedicated IO Transport / 2 Wire Line Port Combination - Conversion - Switch with change			UEPFB	USACC		9.03	1.87				7.86			
<b>2-WIRE VOICE GRADE LOOP WITH 2-WIRE LINE PORT (BUS - PBX)</b>															
<b>UNE Port/Loop Combination Rates</b>															
	2-Wire VG Loop/IO Transport/Port Combo - Zone 1		1			13.90									
	2-Wire VG Loop/IO Transport/Port Combo - Zone 2		2			18.68									
	2-Wire VG Loop/IO Transport/Port Combo - Zone 3		3			34.45									
<b>UNE Loop Rates</b>															
	2-Wire Voice Grade Loop (SL2) - Zone 1		1	UEPFP	UECF2	12.67									
	2-Wire Voice Grade Loop (SL2) - Zone 2		2	UEPFP	UECF2	17.45									
	2-Wire Voice Grade Loop (SL2) - Zone 3		3	UEPFP	UECF2	33.22									
<b>2-Wire Voice Grade Line Port Rates (BUS - PBX)</b>															
	Line Side Unbundled Combination 2-Way PBX Trunk Port - Bus			UEPFP	UEPPC	1.23	164.27	78.65	75.05	8.73		7.86			
	Line Side Unbundled Outward PBX Trunk Port - Bus			UEPFP	UEPPO	1.23	164.27	78.65	75.05	8.73		7.86			
	Line Side Unbundled Incoming PBX Trunk Port - Bus			UEPFP	UEPP1	1.23	164.27	78.65	75.05	8.73		7.86			
	2-Wire Voice Unbundled PBX LD Terminal Ports			UEPFP	UEPLD	1.23	164.27	78.65	75.05	8.73		7.86			
	2-Wire Voice Unbundled 2-Way Combination PBX Usage Port			UEPFP	UEPXA	1.23	164.27	78.65	75.05	8.73		7.86			
	2-Wire Voice Unbundled PBX Toll Terminal Hotel Ports			UEPFP	UEPXB	1.23	164.27	78.65	75.05	8.73		7.86			
	2-Wire Voice Unbundled PBX LD DDD Terminals Port			UEPFP	UEPXC	1.23	164.27	78.65	75.05	8.73		7.86			
	2-Wire Voice Unbundled PBX LD Terminal Switchboard Port			UEPFP	UEPXD	1.23	164.27	78.65	75.05	8.73		7.86			
	2-Wire Voice Unbundled PBX LD Terminal Switchboard IDD Capable Port			UEPFP	UEPXE	1.23	164.27	78.65	75.05	8.73		7.86			
	2-Wire Voice Unbundled 2-Way PBX Kentucky Room Area Calling Port without LUD			UEPFP	UEPXF	1.23	164.27	78.65	75.05	8.73		7.86			
	2-Wire Voice Unbundled PBX Kentucky LUD Area Calling Port			UEPFP	UEPXC	1.23	164.27	78.65	75.05	8.73		7.86			
	2-Wire Voice Unbundled PBX Kentucky Premium Calling Port			UEPFP	UEPXH	1.23	164.27	78.65	75.05	8.73		7.86			
	2-Wire Voice Unbundled 2-Way Kentucky Area Calling Port without LUD			UEPFP	UEPXJ	1.23	164.27	78.65	75.05	8.73		7.86			
	2-Wire Voice Unbundled 2-Way PBX Hotel/Hospital Economy Administrative Calling Port			UEPFP	UEPXL	1.23	164.27	78.65	75.05	8.73		7.86			
	2-Wire Voice Unbundled 2-Way PBX Hotel/Hospital Economy Room Calling Port			UEPFP	UEPXM	1.23	164.27	78.65	75.05	8.73		7.86			

**UNBUNDLED NETWORK ELEMENTS - Kentucky**

UNBUNDLED NETWORK ELEMENTS - Kentucky							Attachment: 2		Exhibit: B							
CATEGORY	RATE ELEMENTS	Interim	Zone	BCS	USOC	RATES (\$)	Svc Order Submitted Elec per LSR	Svc Order Submitted Manually per LSR	Incremental Charge - Manual Svc Order vs. Electronic-1st	Incremental Charge - Manual Svc Order vs. Electronic-Add'l	Incremental Charge - Manual Svc Order vs. Electronic-Disc 1st	Incremental Charge - Manual Svc Order vs. Electronic-Disc Add'l				
													Rec	Nonrecurring		Nonrecurring Disconnect
										SOME C	SOMAN	SOMAN	SOMAN	SOMAN	SOMAN	
	2-Wire Voice Unbundled 1-Way Outgoing PBX Hotel/Hospital Discount Room Calling Port			UEPFP	UEPXO	1.23										
	2-Wire Voice Unbundled 1-Way Outgoing PBX Measured Port			UEPFP	UEPXS	1.23	164.27	78.65	75.05	8.73						
	<b>LOCAL NUMBER PORTABILITY</b>															
	Local Number Portability (1 per port)			UEPFP	LNPCP	3.15	0.00	0.00								
	<b>INTEROFFICE TRANSPORT</b>															
	Interoffice Transport - Dedicated - 2 Wire Voice Grade - Facility Termination			UEPFP	U1TV2	23.95	98.09	53.67	56.31	22.42						
	Interoffice Transport - Dedicated - 2 Wire Voice Grade - Per Mile or Fraction Mile			UEPFP	1L5XX	0.0095										
	<b>FEATURES</b>															
	All Features Offered			UEPFP	UEPVF	0.00	0.00	0.00								
	<b>NONRECURRING CHARGES (NRCs) - CURRENTLY COMBINED</b>															
	2-Wire Loop / Dedicated IO Transport / 2 Wire Line Port Combination - Conversion - Switch-as-is			UEPFP	USAC2		9.03	1.87								
	2-Wire Loop / Dedicated IO Transport / 2 Wire Line Port Combination - Conversion - Switch with change			UEPFP	USACC		9.03	1.87								
	<b>UNBUNDLED PORT/LOOP COMBINATIONS - COST BASED RATES</b>															
	<b>2-WIRE VOICE GRADE LOOP- BUS ONLY - WITH 2-WIRE DID TRUNK PORT</b>															
	<b>UNE Port/Loop Combination Rates</b>															
	2-Wire VG Loop/2-Wire DID Trunk Port Combo - UNE Zone 1		1			21.30										
	2-Wire VG Loop/2-Wire DID Trunk Port Combo - UNE Zone 2		2			26.08										
	2-Wire VG Loop/2-Wire DID Trunk Port Combo - UNE Zone 3		3			41.85										
	<b>UNE Loop Rates</b>															
	2-Wire Analog Voice Grade Loop - (SL2) - UNE Zone 1		1	UEPPX	UECD1	12.67										
	2-Wire Analog Voice Grade Loop - (SL2) - UNE Zone 2		2	UEPPX	UECD1	17.45										
	2-Wire Analog Voice Grade Loop - (SL2) - UNE Zone 3		3	UEPPX	UECD1	33.22										
	<b>UNE Port Rate</b>															
	Exchange Ports - 2-Wire DID Port			UEPPX	UEPD1	8.63	336.11	27.75	132.37	9.31						
	<b>NONRECURRING CHARGES - CURRENTLY COMBINED</b>															
	2-Wire Voice Grade Loop / 2-Wire DID Trunk Port Conversion with BellSouth Allowable Changes			UEPPX	USA1C		7.85	1.87								
	<b>ADDITIONAL NRCs</b>															
	2-Wire DID Subsequent Activity - Add Trunks, Per Trunk			UEPPX	USAS1		32.25	32.25								
	<b>Telephone Number/Trunk Group Establishment Charges</b>															
	DID Trunk Termination (One Per Port)			UEPPX	NDT	0.00	0.00	0.00								
	Additional DID Numbers for each Group of 20 DID Numbers			UEPPX	ND4	0.00	0.00	0.00								
	DID Numbers, Non- consecutive DID Numbers , Per Number			UEPPX	ND5	0.00	0.00	0.00								
	Reserve Non-Consecutive DID numbers			UEPPX	ND6	0.00	0.00	0.00								
	Reserve DID Numbers			UEPPX	NDV	0.00	0.00	0.00								
	<b>LOCAL NUMBER PORTABILITY</b>															
	Local Number Portability (1 per port)			UEPPX	LNPCP	3.15	0.00	0.00								
	<b>2-WIRE ISDN DIGITAL GRADE LOOP WITH 2-WIRE ISDN DIGITAL LINE SIDE PORT</b>															
	<b>UNE Port/Loop Combination Rates</b>															
	2W ISDN Digital Grade Loop/2W ISDN Digital Line Side Port - UNE Zone 1		1	UEPPB	UEPPR	25.69										
	2W ISDN Digital Grade Loop/2W ISDN Digital Line Side Port - UNE Zone 2		2	UEPPB	UEPPR	31.92										
	2W ISDN Digital Grade Loop/2W ISDN Digital Line Side Port - UNE Zone 3		3	UEPPB	UEPPR	50.21										
	<b>UNE Loop Rates</b>															
	2-Wire ISDN Digital Grade Loop - UNE Zone 1		1	UEPPB	UEPPR	USL2X	16.10									
	2-Wire ISDN Digital Grade Loop - UNE Zone 2		2	UEPPB	UEPPR	USL2X	22.33									
	2-Wire ISDN Digital Grade Loop - UNE Zone 3		3	UEPPB	UEPPR	USL2X	40.63									
	<b>UNE Port Rate</b>															
	Exchange Port - 2-Wire ISDN Line Side Port			UEPPB	UEPPR	UEPPB	9.59	320.53	289.13	92.19	17.56					
	<b>NONRECURRING CHARGES - CURRENTLY COMBINED</b>															

UNBUNDLED NETWORK ELEMENTS - Kentucky							Attachment: 2		Exhibit: B			
CATEGORY	RATE ELEMENTS	Interim	Zone	BCS	USOC	RATES (\$)	Svc Order Submitted Elec per LSR	Svc Order Submitted Manually per LSR	Incremental Charge - Manual Svc Order vs. Electronic-1st	Incremental Charge - Manual Svc Order vs. Electronic-Add'l	Incremental Charge - Manual Svc Order vs. Electronic-Disc 1st	Incremental Charge - Manual Svc Order vs. Electronic-Disc Add'l
	2-Wire ISDN Digital Grade Loop / 2-Wire ISDN Line Side Port Combination - Conversion			UEPPB UEPPR	USACB	0.00	22.77	17.00				7.86
<b>ADDITIONAL NRCS</b>												
<b>LOCAL NUMBER PORTABILITY</b>												
	Local Number Portability (1 per port)			UEPPB UEPPR	LNPCX	0.35	0.00	0.00				
<b>B-CHANNEL USER PROFILE ACCESS:</b>												
	CVS/CSD (DMS/5ESS)			UEPPB UEPPR	U1UCA	0.00	0.00	0.00				
	CVS (EWSD)			UEPPB UEPPR	U1UCB	0.00	0.00	0.00				
	CSD			UEPPB UEPPR	U1UCC	0.00	0.00	0.00				
<b>B-CHANNEL AREA PLUS USER PROFILE ACCESS: (AL,KY,LA,MS SC,MS, &amp; TN)</b>												
	CVS/CSD (DMS/5ESS)			UEPPB UEPPR	U1UCD	0.00	0.00	0.00				
	CVS (EWSD)			UEPPB UEPPR	U1UCE	0.00	0.00	0.00				
	CSD			UEPPB UEPPR	U1UCF	0.00	0.00	0.00				
<b>USER TERMINAL PROFILE</b>												
	User Terminal Profile (EWSD only)			UEPPB UEPPR	U1UMA	0.00	0.00	0.00				
<b>VERTICAL FEATURES</b>												
	All Vertical Features - One per Channel B User Profile			UEPPB UEPPR	UEPVF	0.00	0.00	0.00				
<b>INTEROFFICE CHANNEL MILEAGE</b>												
	Interoffice Channel mileage each, including first mile and facilities termination			UEPPB UEPPR	M1GNC	29.12	47.34	31.78	22.77	8.75		7.86
	Interoffice Channel mileage each, additional mile			UEPPB UEPPR	M1GNM	0.01	0.00	0.00				7.86
<b>4-WIRE DS1 DIGITAL LOOP WITH 4-WIRE ISDN DS1 DIGITAL TRUNK PORT</b>												
<b>UNE Port/Loop Combination Rates</b>												
	4W DS1 Digital Loop/4W ISDN DS1 Digital Trunk Port - UNE Zone 1		1	UEPPP		170.06						
	4W DS1 Digital Loop/4W ISDN DS1 Digital Trunk Port - UNE Zone 2		2	UEPPP		197.70						
	4W DS1 Digital Loop/4W ISDN DS1 Digital Trunk Port - UNE Zone 3		3	UEPPP		381.35						
<b>UNE Loop Rates</b>												
	4-Wire DS1 Digital Loop - UNE Zone 1		1	UEPPP	USL4P	86.47						7.86
	4-Wire DS1 Digital Loop - UNE Zone 2		2	UEPPP	USL4P	114.10						7.86
	4-Wire DS1 Digital Loop - UNE Zone 3		3	UEPPP	USL4P	297.76						7.86
<b>UNE Port Rate</b>												
	Exchange Ports - 4-Wire ISDN DS1 Port			UEPPP	UEPPP	83.59	736.16	382.74	159.48	48.82		7.86
<b>NONRECURRING CHARGES - CURRENTLY COMBINED</b>												
	4-Wire DS1 Digital Loop / 4-Wire ISDN DS1 Digital Trunk Port Combination - Conversion -Switch-as-is			UEPPP	USACP	0.00	81.70	61.37				7.86
<b>ADDITIONAL NRCS</b>												
	4-Wire DS1 Loop/4-W ISDN Digtl Trk Port - Subsqst Actvy-Inward/two way Tel Nos. (except NC)			UEPPP	PR7TF		0.54					7.86
	4-Wire DS1 Loop / 4-Wire ISDN DS1 Digital Trunk Port - Outward Tel Numbers (All States except NC)			UEPPP	PR7TO		12.71	12.71				7.86
	4-Wire DS1 Loop / 4-Wire ISDN DS1 Digital Trk Port - Subsequent Inward Tel Numbers			UEPPP	PR7ZT		25.41	25.41				7.86
<b>LOCAL NUMBER PORTABILITY</b>												
	Local Number Portability (1 per port)			UEPPP	LNPCN	1.75						
<b>INTERFACE (Provsioning Only)</b>												
	Voice/Data			UEPPP	PR71V	0.00	0.00	0.00				
	Digital Data			UEPPP	PR71D	0.00	0.00	0.00				
	Inward Data			UEPPP	PR71E	0.00	0.00	0.00				
<b>New or Additional "B" Channel</b>												
	New or Additional - Voice/Data B Channel			UEPPP	PR7BV	0.00	15.48					7.86
	New or Additional - Digital Data B Channel			UEPPP	PR7BF	0.00	15.48					7.86
	New or Additional Inward Data B Channel			UEPPP	PR7BD	0.00	15.48					7.86
<b>CALL TYPES</b>												
	Inward			UEPPP	PR7C1	0.00	0.00	0.00				
	Outward			UEPPP	PR7C0	0.00	0.00	0.00				
	Two-way			UEPPP	PR7CC	0.00	0.00	0.00				

UNBUNDLED NETWORK ELEMENTS - Kentucky

UNBUNDLED NETWORK ELEMENTS - Kentucky							Attachment: 2				Exhibit: B					
CATEGORY	RATE ELEMENTS	Interim	Zone	BCS	USOC	RATES (\$)	Svc Order Submitted Elec per LSR	Svc Order Submitted Manually per LSR	Incremental Charge - Manual Svc Order vs. Electronic-1st	Incremental Charge - Manual Svc Order vs. Electronic-Add'l	Incremental Charge - Manual Svc Order vs. Electronic-Disc 1st	Incremental Charge - Manual Svc Order vs. Electronic-Disc Add'l				
							Rec	Nonrecurring		Nonrecurring Disconnect		OSS Rates (\$)				
							First	Add'l	First	Add'l	SOMEc	SOMAN	SOMAN	SOMAN	SOMAN	SOMAN
<b>Interoffice Channel Mileage</b>																
	Fixed Each Including First Mile			UEPPP	1LN1A	96.27	105.52	98.46	23.09	20.49		7.86				
	Each Airline-Fractional Additional Mile			UEPPP	1LN1B	0.23										
<b>4-WIRE DS1 DIGITAL LOOP WITH 4-WIRE DDITS TRUNK PORT</b>																
<b>UNE Port/Loop Combination Rates</b>																
	4W DS1 Digital Loop/4W DDITS Trunk Port - UNE Zone 1		1	UEPDC		147.99										
	4W DS1 Digital Loop/4W DDITS Trunk Port - UNE Zone 2		2	UEPDC		175.62										
	4W DS1 Digital Loop/4W DDITS Trunk Port - UNE Zone 3		3	UEPDC		359.28										
<b>UNE Loop Rates</b>																
	4-Wire DS1 Digital Loop - UNE Zone 1		1	UEPDC	USLDC	86.47						7.86				
	4-Wire DS1 Digital Loop - UNE Zone 2		2	UEPDC	USLDC	114.10						7.86				
	4-Wire DS1 Digital Loop - UNE Zone 3		3	UEPDC	USLDC	297.76						7.86				
<b>UNE Port Rate</b>																
	4-Wire DDITS Digital Trunk Port			UEPDC	UDD1T	61.52	780.61	375.52	176.19	16.98		7.86				
<b>NONRECURRING CHARGES - CURRENTLY COMBINED</b>																
	4-Wire DS1 Digital Loop / 4-Wire DDITS Trunk Port Combination - Switch-as-is			UEPDC	USAC4		92.84	46.70				7.86				
	4-Wire DS1 Digital Loop / 4-Wire DDITS Trunk Port Combination - Conversion with DS1 Changes			UEPDC	USAWA		92.84	46.70				7.86				
	4-Wire DS1 Digital Loop / 4-Wire DDITS Trunk Port Combination - Conversion with Change - Trunk			UEPDC	USAWB		92.84	46.70				7.86				
<b>ADDITIONAL NRCS</b>																
	4-Wire DS1 Loop / 4-Wire DDITS Trunk Port - NRC - Subsequent Channel Activation/Chan - 2-Way Trunk			UEPDC	UDTTA		15.09	15.09				7.86				
	4-Wire DS1 Loop / 4-Wire DDITS Trunk Port - Subsequent Channel Activation/Chan - 1-Way Outward Trunk			UEPDC	UDTTB		15.09	15.09				7.86				
	4-Wire DS1 Loop / 4-Wire DDITS Trunk Port - Subsqt Channel Activation/Chan Inward Trunk w/out DID			UEPDC	UDTTC		15.09	15.09				7.86				
	4-Wire DS1 Loop / 4-Wire DDITS Trunk Port - Subsqt Chan Activation Per Chan - Inward Trunk with DID			UEPDC	UDTTD		15.09	15.09				7.86				
	4-Wire DS1 Loop / 4-Wire DDITS Trunk Port - Subsqt Chan Activation / Chan - 2-Way DID w User Trans			UEPDC	UDTTE		15.09	15.09				7.86				
<b>BIPOLAR 8 ZERO SUBSTITUTION</b>																
	B8ZS - Superframe Format			UEPDC	CCOSF		0.00	730.00				7.86				
	B8ZS - Extended Superframe Format			UEPDC	CCOEF		0.00	730.00				7.86				
<b>Alternate Mark Inversion</b>																
	AMI - Superframe Format			UEPDC	MCOSF		0.00	0.00								
	AMI - Extended SuperFrame Format			UEPDC	MCOPO		0.00	0.00								
<b>Telephone Number/Trunk Group Establishment Charges</b>																
	Telephone Number for 2-Way Trunk Group			UEPDC	UDTGX	0.00	0.00	0.00				7.86				
	Telephone Number for 1-Way Outward Trunk Group			UEPDC	UDTGY	0.00		0.00				7.86				
	Telephone Number for 1-Way Inward Trunk Group Without DID			UEPDC	UDTGZ	0.00	0.00	0.00				7.86				
	DID Numbers for each Group of 20 DID Numbers			UEPDC	ND4	0.00	0.00	0.00				7.86				
	DID Numbers, Non- consecutive DID Numbers , Per Number			UEPDC	ND5	0.00	0.00	0.00				7.86				
	Reserve Non-Consecutive DID Nos.			UEPDC	ND6	0.00	0.00	0.00				7.86				
	Reserve DID Numbers			UEPDC	NDV	0.00	0.00	0.00				7.86				
<b>Dedicated DS1 (Interoffice Channel Mileage) - FX/FCO for 4-Wire DS1 Digital Loop with 4-Wire DDITS Trunk Port</b>																
	Interoffice Channel Mileage - Fixed rate 0-8 miles (Facilities Termination)			UEPDC	1LNO1	96.04	105.52	98.46	23.09	20.49		7.86				
	Interoffice Channel Mileage - Additional rate per mile - 0-8 miles			UEPDC	1LNOA	0.23	0.00	0.00								
	Interoffice Channel Mileage - Fixed rate 9-25 miles (Facilities Termination)			UEPDC	1LNO2	0.00	0.00	0.00								
	Interoffice Channel Mileage - Additional rate per mile - 9-25 miles			UEPDC	1LNOB	0.45	0.00	0.00								
	Interoffice Channel Mileage - Fixed rate 25+ miles (Facilities Termination)			UEPDC	1LNO3	0.00	0.00	0.00								
	Interoffice Channel Mileage - Additional rate per mile - 25+ miles			UEPDC	1LNOC	0.45	0.00	0.00								

UNBUNDLED NETWORK ELEMENTS - Kentucky										Attachment: 2		Exhibit: B			
CATEGORY	RATE ELEMENTS	Interim	Zone	BCS	USOC	RATES (\$)				Svc Order Submitted Elec per LSR	Svc Order Submitted Manually per LSR	Incremental Charge - Manual Svc Order vs. Electronic-1st	Incremental Charge - Manual Svc Order vs. Electronic-Add'l	Incremental Charge - Manual Svc Order vs. Electronic-Disc 1st	Incremental Charge - Manual Svc Order vs. Electronic-Disc Add'l
						Rec	Nonrecurring		Nonrecurring Disconnect						
							First	Add'l	First	Add'l	SOMEc	SOMAN	SOMAN	SOMAN	SOMAN
	Local Number Portability, per DS0 Activated			UEPDC	LNPCP	3.15	0.00	0.00							
	Central Office Terminating Point			UEPDC	CTG	0.00									
	<b>4-WIRE DS1 LOOP WITH CHANNELIZATION WITH PORT</b>														
	System is 1 DS1 Loop, 1 D4 Channel Bank, and up to 24 Feature Activations														
	Each System can have up to 24 combinations of rates depending on type and number of ports used														
	<b>UNE DS1 Loop</b>														
	4-Wire DS1 Loop - UNE Zone 1		1	UEPMG	USLDC	86.47	0.00	0.00							
	4-Wire DS1 Loop - UNE Zone 2		2	UEPMG	USLDC	114.10	0.00	0.00							
	4-Wire DS1 Loop - UNE Zone 3		3	UEPMG	USLDC	297.76	0.00	0.00							
	<b>UNE DSO Channelization Capacities (D4 Channel Bank Configurations)</b>														
	24 DSO Channel Capacity - 1 per DS1			UEPMG	VUM24	111.16	0.00	0.00				7.86			
	48 DSO Channel Capacity - 1 per 2 DS1s			UEPMG	VUM48	222.32	0.00	0.00				7.86			
	96 DSO Channel Capacity - 1 per 4 DS1s			UEPMG	VUM96	444.64	0.00	0.00				7.86			
	144 DSO Channel Capacity - 1 per 6 DS1s			UEPMG	VUM144	666.96	0.00	0.00				7.86			
	192 DSO Channel Capacity - 1 per 8 DS1s			UEPMG	VUM192	889.28	0.00	0.00				7.86			
	240 DSO Channel Capacity - 1 per 10 DS1s			UEPMG	VUM240	1,111.60	0.00	0.00				7.86			
	288 DSO Channel Capacity - 1 per 12 DS1s			UEPMG	VUM288	1,333.92	0.00	0.00				7.86			
	384 DSO Channel Capacity - 1 per 16 DS1s			UEPMG	VUM384	1,778.56	0.00	0.00				7.86			
	480 DSO Channel Capacity - 1 per 20 DS1s			UEPMG	VUM480	2,223.20	0.00	0.00				7.86			
	576 DSO Channel Capacity - 1 per 24 DS1s			UEPMG	VUM576	2,667.84	0.00	0.00				7.86			
	672 DSO Channel Capacity - 1 per 28 DS1s			UEPMG	VUM672	3,112.48	0.00	0.00				7.86			
	<b>Non-Recurring Charges (NRC) Associated with 4-Wire DS1 Loop with Channelization with Port - Conversion Charge Based on a System</b>														
	A Minimum System configuration is One (1) DS1, One (1) D4 Channel Bank, and Up To 24 DSO Ports with Feature Activations.														
	Multiples of this configuration functioning as one are considered Add'l after the minimum system configuration is counted.														
	NRC - Conversion (Currently Combined) with or without BellSouth Allowed Changes			UEPMG	USAC4	0.00	94.30	4.24				7.86			
	<b>System Additions at End User Locations Where 4-Wire DS1 Loop with Channelization with Port Combination Currently Exists and New (Not Currently Combined) in all states, except in Density Zone 1 of Top 8 MSA's</b>														
	1 DS1/D4 Channel Bank - Additionally Add NRC for each Port and Assoc Fea Activation			UEPMG	VUMD4	0.00	718.89	469.86	149.83	17.77		7.86			
	<b>Bipolar 8 Zero Substitution</b>														
	Clear Channel Capability Format, superframe - Subsequent Activity Only			UEPMG	CCOSF	0.00	0.00	730.00				7.86			
	Clear Channel Capability Format - Extended Superframe - Subsequent Activity Only			UEPMG	CCOEF	0.00	0.00	730.00				7.86			
	<b>Alternate Mark Inversion (AMI)</b>														
	Superframe Format			UEPMG	MCOSF	0.00	0.00	0.00							
	Extended Superframe Format			UEPMG	MCOPO	0.00	0.00	0.00							
	<b>Exchange Ports Associated with 4-Wire DS1 Loop with Channelization with Port Exchange Ports</b>														
	Line Side Combination Channelized PBX Trunk Port - Business			UEPPX	UEPCX	1.15	0.00	0.00	0.00	0.00		7.86			
	Line Side Outward Channelized PBX Trunk Port - Business			UEPPX	UEPOX	1.15	0.00	0.00	0.00	0.00		7.86			
	Line Side Inward Only Channelized PBX Trunk Port without DID			UEPPX	UEP1X	1.15	0.00	0.00	0.00	0.00		7.86			
	2-Wire Trunk Side Unbundled Channelized DID Trunk Port			UEPPX	UEPDM	8.65	0.00	0.00	0.00	0.00		7.86			
	Unbundled Exchange Ports, 2-Wire Channelized - Outdial - (AL, KY, LA, MS, & TN)(Conversion from Network Access Service)			UEPPX	UEPCY	1.15	0.00	0.00	0.00	0.00		7.86			
	Unbundled Exchange Ports, 2-Wire Channelized - Combination (AL, KY, LA, MS, & TN) (Conversion from Network Access Service)			UEPPX	UEPCT	1.15	0.00	0.00	0.00	0.00		7.86			
	Unbundled Exchange Ports, 2-Wire Channelized - Outdial - Kentucky Only - Calling Plan			UEPPX	UEPCV	1.15	0.00	0.00	0.00	0.00		7.86			
	Unbundled Exchange Ports, 2-Wire Channelized - Two Way - Kentucky Only - Calling Plan			UEPPX	UEPCW	1.15	0.00	0.00	0.00	0.00		7.86			
	<b>Feature Activations - Unbundled Loop Concentration</b>														
	Feature (Service) Activation for each Line Port Terminated in D4 Bank			UEPPX	1PQWM	0.62	25.40	13.41	4.17	4.15		7.86			

UNBUNDLED NETWORK ELEMENTS - Kentucky							Attachment: 2		Exhibit: B							
CATEGORY	RATE ELEMENTS	Interim	Zone	BCS	USOC	RATES (\$)	Svc Order Submitted Elec per LSR	Svc Order Submitted Manually per LSR	Incremental Charge - Manual Svc Order vs. Electronic-1st	Incremental Charge - Manual Svc Order vs. Electronic-Add'l	Incremental Charge - Manual Svc Order vs. Electronic-Disc 1st	Incremental Charge - Manual Svc Order vs. Electronic-Disc Add'l				
							Rec	Nonrecurring		Nonrecurring Disconnect		OSS Rates (\$)				
							First	Add'l	First	Add'l	SOMEc	SOMAN	SOMAN	SOMAN	SOMAN	SOMAN
	Feature (Service) Activation for each Trunk Port Terminated in D4 Bank			UEPPX	1PQWU	0.62	78.15	19.68	59.05	11.54		7.86				
	<b>Telephone Number/ Group Establishment Charges for DID Service</b>															
	DID Trunk Termination (1 per Port)			UEPPX	NDT	0.00	0.00	0.00				7.86				
	DID Numbers - groups of 20 - Valid all States			UEPPX	ND4	0.00	0.00	0.00				7.86				
	Non-Consecutive DID Numbers - per number			UEPPX	ND5	0.00	0.00	0.00				7.86				
	Reserve Non-Consecutive DID Numbers			UEPPX	ND6	0.00	0.00	0.00				7.86				
	Reserve DID Numbers			UEPPX	NDV	0.00	0.00	0.00				7.86				
	<b>Local Number Portability</b>															
	Local Number Portability - 1 per port			UEPPX	LNPCP	3.15	0.00	0.00								
	<b>FEATURES - Vertical and Optional</b>															
	<b>Local Switching Features Offered with Line Side Ports Only</b>															
	All Features Available			UEPPX	UEPVF	0.00	0.00	0.00								
<b>UNBUNDLED CENTREX PORT/LOOP COMBINATIONS - COST BASED RATES</b>																
1. Cost Based Rates are applied where BellSouth is required by FCC and/or State Commission rule to provide Unbundled Local Switching or Switch Ports.																
2. Features shall apply to the Unbundled Port/Loop Combination - Cost Based Rate section in the same manner as they are applied to the Stand-Alone Unbundled Port section of this Rate Exhibit.																
3. End Office and Tandem Switching Usage and Common Transport Usage rates in the Port section of this rate exhibit shall apply to all combinations of loop/port network elements except for UNE Coin Port/Loop Combinations.																
4. The first and additional Port nonrecurring charges apply to Not Currently Combined Combos. For Currently Combined Combos, the nonrecurring charges shall be those identified in the Nonrecurring - Currently Combined sections. Additional NRCs may apply also and are categorized accordingly.																
5. Market Rates for Unbundled Centrex Port/Loop Combination will be negotiated on an Individual Case Basis, until further notice.																
<b>UNE-P CENTREX - 1AESS - (Valid in AL,FL,GA,KY,LA,MS,&amp;TN only)</b>																
<b>2-Wire VG Loop/2-Wire Voice Grade Port (Centrex) Combo</b>																
<b>UNE Port/Loop Combination Rates (Non-Design)</b>																
	2-Wire VG Loop/2-Wire Voice Grade Port (Centrex) Port Combo - Non-Design		1	UEP91		10.79										
	2-Wire VG Loop/2-Wire Voice Grade Port (Centrex)Port Combo - Non-Design		2	UEP91		15.52										
	2-Wire VG Loop/2-Wire Voice Grade Port (Centrex)Port Combo - Non-Design		3	UEP91		31.74										
<b>UNE Port/Loop Combination Rates (Design)</b>																
	2-Wire VG Loop/2-Wire Voice Grade Port (Centrex) Port Combo - Design		1	UEP91		13.82										
	2-Wire VG Loop/2-Wire Voice Grade Port (Centrex)Port Combo - Design		2	UEP91		18.60										
	2-Wire VG Loop/2-Wire Voice Grade Port (Centrex)Port Combo - Design		3	UEP91		34.37										
<b>UNE Loop Rate</b>																
	2-Wire Voice Grade Loop (SL 1) - Zone 1		1	UEP91	UECS1	9.64						7.86				
	2-Wire Voice Grade Loop (SL 1) - Zone 2		2	UEP91	UECS1	14.37						7.86				
	2-Wire Voice Grade Loop (SL 1) - Zone 3		3	UEP91	UECS1	30.59						7.86				
	2-Wire Voice Grade Loop (SL 2) - Zone 1		1	UEP91	UECS2	12.67						7.86				
	2-Wire Voice Grade Loop (SL 2) - Zone 2		2	UEP91	UECS2	17.45						7.86				
	2-Wire Voice Grade Loop (SL 2) - Zone 3		3	UEP91	UECS2	33.22						7.86				
<b>UNE Ports</b>																
<b>All States (Except North Carolina and Sout Carolina)</b>																
	2-Wire Voice Grade Port (Centrex ) Basic Local Area			UEP91	UEPYA	1.15	21.29	15.49	2.85	2.67		7.86				
	2-Wire Voice Grade Port (Centrex 800 termination)Basic Local Area			UEP91	UEPYB	1.15	21.29	15.49	2.85	2.67		7.86				
	2-Wire Voice Grade Port (Centrex with Caller ID)1Basic Local Area			UEP91	UEPYH	1.15	21.29	15.49	2.85	2.67		7.86				
	2-Wire Voice Grade Port (Centrex from diff Serving Wire Center)2 Basic Local Area			UEP91	UEPYM	1.15	21.29	15.49	2.85	2.67		7.86				
	2-Wire Voice Grade Port, Diff Serving Wire Center - 800 Service Term - Basic Local Area			UEP91	UEPYZ	1.15	21.29	15.49	2.85	2.67		7.86				
	2-Wire Voice Grade Port terminated in on Megalink or equivalent - Basic Local Area			UEP91	UEPY9	1.15	21.29	15.49	2.85	2.67		7.86				
	2-Wire Voice Grade Port Terminated on 800 Service Term - Basic Local Area			UEP91	UEPY2	1.15	21.29	15.49	2.85	2.67		7.86				
<b>AL, KY, LA, MS, &amp; TN Only</b>																

**UNBUNDLED NETWORK ELEMENTS - Kentucky**

UNBUNDLED NETWORK ELEMENTS - Kentucky							Attachment: 2		Exhibit: B			
CATEGORY	RATE ELEMENTS	Interim	Zone	BCS	USOC	RATES (\$)	Svc Order Submitted Elec per LSR	Svc Order Submitted Manually per LSR	Incremental Charge - Manual Svc Order vs. Electronic-1st	Incremental Charge - Manual Svc Order vs. Electronic-Add'l	Incremental Charge - Manual Svc Order vs. Electronic-Disc 1st	Incremental Charge - Manual Svc Order vs. Electronic-Disc Add'l
	2-Wire Voice Grade Port (Centrex )			UEP91	UEPQA	1.15						
	2-Wire Voice Grade Port (Centrex 800 termination)			UEP91	UEPQB	1.15	21.29	15.49	2.85	2.67		7.86
	2-Wire Voice Grade Port (Centrex with Caller ID)1			UEP91	UEPQH	1.15	21.29	15.49	2.85	2.67		7.86
	2-Wire Voice Grade Port (Centrex from diff Serving Wire Center)2			UEP91	UEPQM	1.15	21.29	15.49	2.85	2.67		7.86
	2-Wire Voice Grade Port, Diff Serving Wire Center - 800 Service Term			UEP91	UEPQZ	1.15	21.29	15.49	2.85	2.67		7.86
	2-Wire Voice Grade Port terminated in on Megalink or equivalent			UEP91	UEPQ9	1.15	21.29	15.49	2.85	2.67		7.86
	2-Wire Voice Grade Port Terminated on 800 Service Term			UEP91	UEPQ2	1.15	21.29	15.49	2.85	2.67		7.86
<b>Local Switching</b>												
	Centrex Intercom Functionality, per port			UEP91	URECS	0.8873						7.86
<b>Local Number Portability</b>												
	Local Number Portability (1 per port)			UEP91	LNPC	0.35						
<b>Features</b>												
	All Standard Features Offered, per port			UEP91	UEPVF	0.00						7.86
	All Select Features Offered, per port			UEP91	UEPVS	0.00	405.66					7.86
	All Centrex Control Features Offered, per port			UEP91	UEPVC	0.00						7.86
<b>NARS</b>												
	Unbundled Network Access Register - Combination			UEP91	UARCX	0.00	0.00	0.00				7.86
	Unbundled Network Access Register - Indial			UEP91	UAR1X	0.00	0.00	0.00				7.86
	Unbundled Network Access Register - Outdial			UEP91	UARO	0.00	0.00	0.00				7.86
<b>Miscellaneous Terminations</b>												
<b>2-Wire Trunk Side</b>												
	Trunk Side Terminations, each			UEP91	CENA6	10.51	92.18	15.82	52.16	5.30		7.86
<b>Interoffice Channel Mileage - 2-Wire</b>												
	Interoffice Channel Facilities Termination - Voice Grade			UEP91	M1GBC	29.11						7.86
	Interoffice Channel mileage, per mile or fraction of mile			UEP91	M1GBM	0.01						7.86
<b>Feature Activations (DS0) Centrex Loops on Channelized DS1 Service</b>												
<b>D4 Channel Bank Feature Activations</b>												
	Feature Activation on D-4 Channel Bank Centrex Loop Slot			UEP91	1PQWS	0.62						7.86
	Feature Activation on D-4 Channel Bank FX line Side Loop Slot			UEP91	1PQW6	0.62						7.86
	Feature Activation on D-4 Channel Bank FX Trunk Side Loop Slot			UEP91	1PQW7	0.62						7.86
	Feature Activation on D-4 Channel Bank Centrex Loop Slot - Different Wire Center			UEP91	1PQWP	0.62						7.86
	Feature Activation on D-4 Channel Bank Private Line Loop Slot			UEP91	1PQWV	0.62						7.86
	Feature Activation on D-4 Channel Bank Tjje Line/Trunk Loop Slot			UEP91	1PQWQ	0.62						7.86
	Feature Activation on D-4 Channel Bank WATS Loop Slot			UEP91	1PQWA	0.62						7.86
<b>Non-Recurring Charges (NRC) Associated with UNE-P Centrex</b>												
	Conversion - Currently Combined Switch-As-Is with allowed changes, per port			UEP91	USAC2		0.102	0.102				7.86
	Conversion of Existing Centrex Common Block			UEP91	USACN		18.95	8.32				
	New Centrex Standard Common Block			UEP91	M1ACS	0.00	669.80	78.32	111.05	13.27		7.86
	New Centrex Customized Common Block			UEP91	M1ACC	0.00	669.80	78.32	111.05	13.27		7.86
	Secondary Block, per Block			UEP91	M2CC1	0.00	78.32	78.32	13.27	13.27		7.86
	NAR Establishment Charge, Per Occasion			UEP91	URECA	0.00	72.75					7.86
<b>UNE-P CENTREX - 5ESS (Valid in All States)</b>												
<b>2-Wire VG Loop/2-Wire Voice Grade Port (Centrex) Combo</b>												
<b>UNE Port/Loop Combination Rates (Non-Design)</b>												
	2-Wire VG Loop/2-Wire Voice Grade Port (Centrex) Port Combo - Non-Design		1	UEP95		10.79						
	2-Wire VG Loop/2-Wire Voice Grade Port (Centrex)Port Combo - Non-Design		2	UEP95		15.52						
	2-Wire VG Loop/2-Wire Voice Grade Port (Centrex)Port Combo - Non-Design		3	UEP95		31.74						

**UNBUNDLED NETWORK ELEMENTS - Kentucky**

							Attachment: 2		Exhibit: B							
CATEGORY	RATE ELEMENTS	Interim	Zone	BCS	USOC	RATES (\$)	Svc Order Submitted Elec per LSR	Svc Order Submitted Manually per LSR	Incremental Charge - Manual Svc Order vs. Electronic-1st	Incremental Charge - Manual Svc Order vs. Electronic-Add'l	Incremental Charge - Manual Svc Order vs. Electronic-Disc 1st	Incremental Charge - Manual Svc Order vs. Electronic-Disc Add'l				
							Rec	Nonrecurring		Nonrecurring Disconnect		OSS Rates (\$)				
							First	Add'l	First	Add'l	SOMEK	SOMAN	SOMAN	SOMAN	SOMAN	SOMAN
<b>UNE Port/Loop Combination Rates (Design)</b>																
	2-Wire VG Loop/2-Wire Voice Grade Port (Centrex) Port Combo - Design		1	UEP95		13.82										
	2-Wire VG Loop/2-Wire Voice Grade Port (Centrex)Port Combo - Design		2	UEP95		18.60										
	2-Wire VG Loop/2-Wire Voice Grade Port (Centrex)Port Combo - Design		3	UEP95		34.37										
<b>UNE Loop Rate</b>																
	2-Wire Voice Grade Loop (SL 1) - Zone 1		1	UEP95	UECS1	9.64						7.86				
	2-Wire Voice Grade Loop (SL 1) - Zone 2		2	UEP95	UECS1	14.37						7.86				
	2-Wire Voice Grade Loop (SL 1) - Zone 3		3	UEP95	UECS1	30.59						7.86				
	2-Wire Voice Grade Loop (SL 2) - Zone 1		1	UEP95	UECS2	12.67						7.86				
	2-Wire Voice Grade Loop (SL 2) - Zone 2		2	UEP95	UECS2	17.45						7.86				
	2-Wire Voice Grade Loop (SL 2) - Zone 3		3	UEP95	UECS2	33.22						7.86				
<b>UNE Port Rate</b>																
<b>All States</b>																
	2-Wire Voice Grade Port (Centrex ) Basic Local Area			UEP95	UEPYA	1.15	21.29	15.49	2.85	2.67		7.86				
	2-Wire Voice Grade Port (Centrex 800 termination)			UEP95	UEPYB	1.15	21.29	15.49	2.85	2.67		7.86				
	2-Wire Voice Grade Port (Centrex with Caller ID)1Basic Local Area			UEP95	UEPYH	1.15	21.29	15.49	2.85	2.67		7.86				
	2-Wire Voice Grade Port (Centrex from diff Serving Wire Center)2 Basic Local Area			UEP95	UEPYM	1.15	21.29	15.49	2.85	2.67		7.86				
	2-Wire Voice Grade Port, Diff Serving Wire Center - 800 Service Term - Basic Local Area			UEP95	UEPYZ	1.15	21.29	15.49	2.85	2.67		7.86				
	2-Wire Voice Grade Port terminated in on Megalink or equivalent - Basic Local Area			UEP95	UEPY9	1.15	21.29	15.49	2.85	2.67		7.86				
	2-Wire Voice Grade Port Terminated on 800 Service Term - Basic Local Area			UEP95	UEPY2	1.15	21.29	15.49	2.85	2.67		7.86				
<b>AL, KY, LA, MS, SC, &amp; TN Only</b>																
	2-Wire Voice Grade Port (Centrex )			UEP95	UEPQA	1.15	21.29	15.49	2.85	2.67		7.86				
	2-Wire Voice Grade Port (Centrex 800 termination)			UEP95	UEPQB	1.15	21.29	15.49	2.85	2.67		7.86				
	2-Wire Voice Grade Port (Centrex with Caller ID)1			UEP95	UEPQH	1.15	21.29	15.49	2.85	2.67		7.86				
	2-Wire Voice Grade Port (Centrex from diff Serving Wire Center)2			UEP95	UEPQM	1.15	21.29	15.49	2.85	2.67		7.86				
	2-Wire Voice Grade Port, Diff Serving Wire Center - 800 Service Term			UEP95	UEPQZ	1.15	21.29	15.49	2.85	2.67		7.86				
	2-Wire Voice Grade Port terminated in on Megalink or equivalent			UEP95	UEPQ9	1.15	21.29	15.49	2.85	2.67		7.86				
	2-Wire Voice Grade Port Terminated on 800 Service Term			UEP95	UEPQ2	1.15	21.29	15.49	2.85	2.67		7.86				
<b>Local Switching</b>																
	Centrex Intercom Funtionality, per port			UEP95	URECS	0.8873						7.86				
<b>Local Number Portability</b>																
	Local Number Portability (1 per port)			UEP95	LNPC	0.35										
<b>Features</b>																
	All Standard Features Offered, per port			UEP95	UEPVF	0.00						7.86				
	All Select Features Offered, per port			UEP95	UEPVS	0.00	405.66					7.86				
	All Centrex Control Features Offered, per port			UEP95	UEPVC	0.00						7.86				
<b>NARS</b>																
	Unbundled Network Access Register - Combination			UEP95	UARCX	0.00	0.00	0.00				7.86				
	Unbundled Network Access Register - Indial			UEP95	UAR1X	0.00	0.00	0.00				7.86				
	Unbundled Network Access Register - Outdial			UEP95	UARO	0.00	0.00	0.00				7.86				
<b>Miscellaneous Terminations</b>																
<b>2-Wire Trunk Side</b>																
	Trunk Side Terminations, each			UEP95	CEND6	10.51	92.18	15.82	52.16	5.30		7.86				
<b>4-Wire Digital (1.544 Megabits)</b>																
	DS1 Circuit Terminations, each			UEP95	M1HD1	74.77	164.86	77.74	60.69	3.86		7.86				
	DS0 Channels Activated, each			UEP95	M1HDO	0.00	15.09					7.86				
<b>Interoffice Channel Mileage - 2-Wire</b>																
	Interoffice Channel Facilities Termination			UEP95	MIGBC	29.11						7.86				





**UNBUNDLED NETWORK ELEMENTS - Kentucky**

							Attachment: 2		Exhibit: B							
CATEGORY	RATE ELEMENTS	Interim	Zone	BCS	USOC	RATES (\$)	Svc Order Submitted Elec per LSR	Svc Order Submitted Manually per LSR	Incremental Charge - Manual Svc Order vs. Electronic-1st	Incremental Charge - Manual Svc Order vs. Electronic-Add'l	Incremental Charge - Manual Svc Order vs. Electronic-Disc 1st	Incremental Charge - Manual Svc Order vs. Electronic-Disc Add'l				
													Rec	Nonrecurring		Nonrecurring Disconnect
							First	Add'l	First	Add'l	SOMEC	SOMAN	SOMAN	SOMAN	SOMAN	SOMAN
	2-Wire Voice Grade Port (Centrex / EBS-M5312))3Basic Local Area			UEP9D	UEPYG	1.15	21.29	15.49	2.85	2.67		7.86				
	2-Wire Voice Grade Port (Centrex / EBS-M5008))3 Basic Local Area			UEP9D	UEPYT	1.15	21.29	15.49	2.85	2.67		7.86				
	2-Wire Voice Grade Port (Centrex / EBS-M5208))3 Basic Local Area			UEP9D	UEPYU	1.15	21.29	15.49	2.85	2.67		7.86				
	2-Wire Voice Grade Port (Centrex / EBS-M5216))3 Basic Local Area			UEP9D	UEPYV	1.15	21.29	15.49	2.85	2.67		7.86				
	2-Wire Voice Grade Port (Centrex / EBS-M5316))3 Basic Local Area			UEP9D	UEPY3	1.15	21.29	15.49	2.85	2.67		7.86				
	2-Wire Voice Grade Port (Centrex with Caller ID) Basic Local Area			UEP9D	UEPYH	1.15	21.29	15.49	2.85	2.67		7.86				
	2-Wire Voice Grade Port (Centrex/Caller ID/Msg Wtg Lamp Indication))3 Basic Local Area			UEP9D	UEPYW	1.15	21.29	15.49	2.85	2.67		7.86				
	2-Wire Voice Grade Port (Centrex/Msg Wtg Lamp Indication))3 Basic Local Area			UEP9D	UEPYJ	1.15	21.29	15.49	2.85	2.67		7.86				
	2-Wire Voice Grade Port (Centrex from diff Serving Wire Center) 2 Basic Local Area			UEP9D	UEPYM	1.15	21.29	15.49	2.85	2.67		7.86				
	2-Wire Voice Grade Port (Centrex/differ SWC /EBS-PSET)2, 3 Basic Local Area			UEP9D	UEPYO	1.15	21.29	15.49	2.85	2.67		7.86				
	2-Wire Voice Grade Port (Centrex/differ SWC /EBS-M5009)2, 3 Basic Local Area			UEP9D	UEPYP	1.15	21.29	15.49	2.85	2.67		7.86				
	2-Wire Voice Grade Port (Centrex/differ SWC /EBS-5209)2, 3 Basic Local Area			UEP9D	UEPYQ	1.15	21.29	15.49	2.85	2.67		7.86				
	2-Wire Voice Grade Port (Centrex/differ SWC /EBS-M5112)2, 3 Basic Local Area			UEP9D	UEPYR	1.15	21.29	15.49	2.85	2.67		7.86				
	2-Wire Voice Grade Port (Centrex/differ SWC /EBS-M5312)2, 3 Basic Local Area			UEP9D	UEPYS	1.15	21.29	15.49	2.85	2.67		7.86				
	2-Wire Voice Grade Port (Centrex/differ SWC /EBS-M5008)2, 3 Basic Local Area			UEP9D	UEPY4	1.15	21.29	15.49	2.85	2.67		7.86				
	2-Wire Voice Grade Port (Centrex/differ SWC /EBS-M5208)2, 3 Basic Local Area			UEP9D	UEPY5	1.15	21.29	15.49	2.85	2.67		7.86				
	2-Wire Voice Grade Port (Centrex/differ SWC /EBS-M5216)2, 3 Basic Local Area			UEP9D	UEPY6	1.15	21.29	15.49	2.85	2.67		7.86				
	2-Wire Voice Grade Port (Centrex/differ SWC /EBS-M5316)2, 3 Basic Local Area			UEP9D	UEPY7	1.15	21.29	15.49	2.85	2.67		7.86				
	2-Wire Voice Grade Port, Diff Serving Wire Center - 800 Service Term			UEP9D	UEPYZ	1.15	21.29	15.49	2.85	2.67		7.86				
	2-Wire Voice Grade Port terminated in on Megalink or equivalent Basic Local Area			UEP9D	UEPY9	1.15	21.29	15.49	2.85	2.67		7.86				
	2-Wire Voice Grade Port Terminated on 800 Service Term Basic Local Area			UEP9D	UEPY2	1.15	21.29	15.49	2.85	2.67		7.86				
	<b>AL, KY, LA, MS, SC, &amp; TN Only</b>															
	2-Wire Voice Grade Port (Centrex)			UEP9D	UEPQA	1.15	21.29	15.49	2.85	2.67		7.86				
	2-Wire Voice Grade Port (Centrex 800 termination)			UEP9D	UEPQB	1.15	21.29	15.49	2.85	2.67		7.86				
	2-Wire Voice Grade Port (Centrex / EBS-PSET)3			UEP9D	UEPQC	1.15	21.29	15.49	2.85	2.67		7.86				
	2-Wire Voice Grade Port (Centrex / EBS-M5009)3			UEP9D	UEPQD	1.15	21.29	15.49	2.85	2.67		7.86				
	2-Wire Voice Grade Port (Centrex / EBS-M5209)3			UEP9D	UEPQE	1.15	21.29	15.49	2.85	2.67		7.86				
	2-Wire Voice Grade Port (Centrex / EBS-M5112)3			UEP9D	UEPQF	1.15	21.29	15.49	2.85	2.67		7.86				
	2-Wire Voice Grade Port (Centrex / EBS-M5312)3			UEP9D	UEPQG	1.15	21.29	15.49	2.85	2.67		7.86				
	2-Wire Voice Grade Port (Centrex / EBS-M5008)3			UEP9D	UEPQH	1.15	21.29	15.49	2.85	2.67		7.86				
	2-Wire Voice Grade Port (Centrex / EBS-M5208)3			UEP9D	UEPQI	1.15	21.29	15.49	2.85	2.67		7.86				
	2-Wire Voice Grade Port (Centrex / EBS-M5216)3			UEP9D	UEPQJ	1.15	21.29	15.49	2.85	2.67		7.86				
	2-Wire Voice Grade Port (Centrex / EBS-M5316)3			UEP9D	UEPQK	1.15	21.29	15.49	2.85	2.67		7.86				
	2-Wire Voice Grade Port (Centrex with Caller ID)			UEP9D	UEPQH	1.15	21.29	15.49	2.85	2.67		7.86				
	2-Wire Voice Grade Port (Centrex/Caller ID/Msg Wtg Lamp Indication))3			UEP9D	UEPQW	1.15	21.29	15.49	2.85	2.67		7.86				
	2-Wire Voice Grade Port (Centrex/Msg Wtg Lamp Indication))3			UEP9D	UEPQJ	1.15	21.29	15.49	2.85	2.67		7.86				

UNBUNDLED NETWORK ELEMENTS - Kentucky										Attachment: 2		Exhibit: B			
CATEGORY	RATE ELEMENTS	Interim	Zone	BCS	USOC	RATES (\$)	Svc Order Submitted Elec per LSR	Svc Order Submitted Manually per LSR	Incremental Charge - Manual Svc Order vs. Electronic-1st	Incremental Charge - Manual Svc Order vs. Electronic-Add'l	Incremental Charge - Manual Svc Order vs. Electronic-Disc 1st	Incremental Charge - Manual Svc Order vs. Electronic-Disc Add'l			
													Rec	Nonrecurring	
										SOMEc	SOMAN	SOMAN	SOMAN	SOMAN	SOMAN
	2-Wire Voice Grade Port (Centrex from diff Serving Wire Center)			UEP9D	UEPQM	1.15		21.29	15.49	2.85	2.67	7.86			
	2-Wire Voice Grade Port (Centrex/differ SWC /EBS-PSET)2, 3			UEP9D	UEPQO	1.15		21.29	15.49	2.85	2.67	7.86			
	2-Wire Voice Grade Port (Centrex/differ SWC /EBS-M5009)2, 3			UEP9D	UEPQP	1.15		21.29	15.49	2.85	2.67	7.86			
	2-Wire Voice Grade Port (Centrex/differ SWC /EBS-5209)2, 3			UEP9D	UEPQQ	1.15		21.29	15.49	2.85	2.67	7.86			
	2-Wire Voice Grade Port (Centrex/differ SWC /EBS-M5112)2, 3			UEP9D	UEPQR	1.15		21.29	15.49	2.85	2.67	7.86			
	2-Wire Voice Grade Port (Centrex/differ SWC /EBS-M5312)2, 3			UEP9D	UEPQS	1.15		21.29	15.49	2.85	2.67	7.86			
	2-Wire Voice Grade Port (Centrex/differ SWC /EBS-M5008)2, 3			UEP9D	UEPQ4	1.15		21.29	15.49	2.85	2.67	7.86			
	2-Wire Voice Grade Port (Centrex/differ SWC /EBS-M5208)2, 3			UEP9D	UEPQ5	1.15		21.29	15.49	2.85	2.67	7.86			
	2-Wire Voice Grade Port (Centrex/differ SWC /EBS-M5216)2, 3			UEP9D	UEPQ6	1.15		21.29	15.49	2.85	2.67	7.86			
	2-Wire Voice Grade Port (Centrex/differ SWC /EBS-M5316)2, 3			UEP9D	UEPQ7	1.15		21.29	15.49	2.85	2.67	7.86			
	2-Wire Voice Grade Port, Diff Serving Wire Center - 800 Service Term			UEP9D	UEPQZ	1.15		21.29	15.49	2.85	2.67	7.86			
	2-Wire Voice Grade Port terminated in on Megalink or equivalent			UEP9D	UEPQ9	1.15		21.29	15.49	2.85	2.67	7.86			
	2-Wire Voice Grade Port Terminated on 800 Service Term			UEP9D	UEPQ2	1.15		21.29	15.49	2.85	2.67	7.86			
	<b>Local Switching</b>														
	Centrex Intercom Funtionality, per port			UEP9D	URECS	0.8873						7.86			
	<b>Local Number Portability</b>														
	Local Number Portability (1 per port)			UEP9D	LNPC	0.35									
	<b>Features</b>														
	All Standard Features Offered, per port			UEP9D	UEPVF	0.00						7.86			
	All Select Features Offered, per port			UEP9D	UEPVS	0.00	405.66					7.86			
	All Centrex Control Features Offered, per port			UEP9D	UEPVC	0.00						7.86			
	<b>NARS</b>														
	Unbundled Network Access Register - Combination			UEP9D	UARCX	0.00	0.00	0.00				7.86			
	Unbundled Network Access Register - Inward			UEP9D	UAR1X	0.00	0.00	0.00				7.86			
	Unbundled Network Access Register - Outdial			UEP9D	UAROX	0.00	0.00	0.00				7.86			
	<b>Miscellaneous Terminations</b>														
	<b>2-Wire Trunk Side</b>														
	Trunk Side Terminations, each			UEP9D	CEND6	10.51	92.18	15.82	52.16	5.30		7.86			
	<b>4-Wire Digital (1,544 Megabits)</b>														
	DS1 Circuit Terminations, each			UEP9D	M1HD1	74.77	164.86	77.74	60.69	3.86		7.86			
	DS0 Channels Activated per Channel			UEP9D	M1HDO	0.00	15.09					7.86			
	<b>Interoffice Channel Mileage - 2-Wire</b>														
	Interoffice Channel Facilities Termination			UEP9D	MIGBC	29.11						7.86			
	Interoffice Channel mileage, per mile or fraction of mile			UEP9D	MIGBM	0.01						7.86			
	<b>Feature Activations (DS0) Centrex Loops on Channelized DS1 Service</b>														
	<b>D4 Channel Bank Feature Activations</b>														
	Feature Activation on D-4 Channel Bank Centrex Loop Slot			UEP9D	1PQWS	0.62						7.86			
	Feature Activation on D-4 Channel Bank FX line Side Loop Slot			UEP9D	1PQW6	0.62						7.86			
	Feature Activation on D-4 Channel Bank FX Trunk Side Loop Slot			UEP9D	1PQW7	0.62						7.86			
	Feature Activation on D-4 Channel Bank Centrex Loop Slot - Different Wire Center			UEP9D	1PQWP	0.62						7.86			
	Feature Activation on D-4 Channel Bank Private Line Loop Slot			UEP9D	1PQWV	0.62						7.86			
	Feature Activation on D-4 Channel Bank Tjie Line/Trunk Loop Slot			UEP9D	1PQWQ	0.62						7.86			
	Feature Activation on D-4 Channel Bank WATS Loop Slot			UEP9D	1PQWA	0.62						7.86			
	<b>Non-Recurring Charges (NRC) Associated with UNE-P Centrex</b>														







UNBUNDLED NETWORK ELEMENTS - Kentucky										Attachment: 2		Exhibit: B			
CATEGORY	RATE ELEMENTS	Interim	Zone	BCS	USOC	RATES (\$)				Svc Order Submitted Elec per LSR	Svc Order Submitted Manually per LSR	Incremental Charge - Manual Svc Order vs. Electronic-1st	Incremental Charge - Manual Svc Order vs. Electronic-Add'l	Incremental Charge - Manual Svc Order vs. Electronic-Disc 1st	Incremental Charge - Manual Svc Order vs. Electronic-Disc Add'l
						Rec	Nonrecurring		Nonrecurring Disconnect						
							First	Add'l	First	Add'l	SOMEK	SOMAN	SOMAN	SOMAN	SOMAN
	Feature Activation on D-4 Channel Bank Tie Line/Trunk Loop Slot			UEP93	1PQWQ	0.62						7.86			
	Feature Activation on D-4 Channel Bank WATS Loop Slot			UEP93	1PQWA	0.62						7.86			
	<b>Non-Recurring Charges (NRC) Associated with UNE-P Centrex</b>														
	NRC Conversion Currently Combined Switch-As-Is with allowed changes, per port			UEP93	USAC2		0.102	0.102				7.86			
	Conversion of Existing Centrex Common Block, each			UEP93	USACN		18.95	8.32				7.86			
	New Centrex Standard Common Block			UEP93	M1ACS	0.00	669.80	78.32	111.05	13.27		7.86			
	New Centrex Customized Common Block			UEP93	M1ACC	0.00	669.80	78.32	111.05	13.27		7.86			
	NAR Establishment Charge, Per Occasion			UEP93	URECA	0.00	72.75					7.86			
	<b>Note 1 - Required Port for Centrex Control in 1AESS, 5ESS &amp; EWSD</b>														
	<b>Note 2 - Requires Interoffice Channel Mileage</b>														
	<b>Note 3 - Requires Specific Customer Premises Equipment</b>														
	<b>Note: Rates displaying an "R" in Interim column are interim and subject to rate true-up as set forth in General Terms and Conditions.</b>														

UNBUNDLED NETWORK ELEMENTS - Louisiana										Attachment: 2		Exhibit: B	
CATEGORY	RATE ELEMENTS	Interim	Zone	BCS	USOC	RATES (\$)	Svc Order Submitted Elec per LSR	Svc Order Submitted Manually per LSR	Incremental Charge - Manual Svc Order vs. Electronic-1st	Incremental Charge - Manual Svc Order vs. Electronic-Add'l	Incremental Charge - Manual Svc Order vs. Electronic-Disc 1st	Incremental Charge - Manual Svc Order vs. Electronic-Disc Add'l	
													Rec
The "Zone" shown in the sections for stand-alone loops or loops as part of a combination refers to Geographically Deaveraged UNE Zones. To view Geographically Deaveraged UNE Zone Designations by Central Office, refer to Internet Website: <a href="http://www.interconnection.bellsouth.com/become_a_clec/html/interconnection.htm">http://www.interconnection.bellsouth.com/become_a_clec/html/interconnection.htm</a>													
<b>OPERATIONAL SUPPORT SYSTEMS</b>													
NOTE: (1) Electronic Service Order: CLEC should contact its contract negotiator if it prefers the state specific electronic service ordering charges as ordered by the State Commissions. The electronic service ordering charge currently contained in this rate exhibit is the BellSouth regional electronic service ordering charge. CLEC may elect either the state specific Commission ordered rates for the electronic service ordering charges, or CLEC may elect the regional electronic service ordering charge.													
NOTE: (2) Any element that can be ordered electronically will be billed according to the SOMECE rate listed in this category. Please refer to BellSouth's Business Rules for Local Ordering (BBR-LO) to determine if a product can be ordered electronically. For those elements that cannot be ordered electronically at present per the BBR-LO, the listed SOMECE rate in this category reflects the charge that would be billed to a CLEC once electronic ordering capabilities come on-line for that element. Otherwise, the manual ordering charge, SOMAN, will be applied to a CLECs bill when it submits an LSR to BellSouth.													
	Electronic OSS Charge, per LSR, submitted via BST's OSS interactive interfaces (Regional)					SOMECE		3.50					
<b>UNE SERVICE DATE ADVANCEMENT CHARGE</b>													
NOTE: The Expedite charge will be maintained commensurate with BellSouth's FCC No.1 Tariff, Section 5 as applicable.													
	UNE Expedite Charge per Circuit or Line Assignable USOC, per Day			ALL UNE EXCEPT UNE-P	SDASP			200.00					
<b>UNBUNDLED EXCHANGE ACCESS LOOP</b>													
<b>2-WIRE ANALOG VOICE GRADE LOOP</b>													
	2-Wire Analog Voice Grade Loop - Service Level 1- Zone 1		1	UEANL	UEAL2			12.90	36.54	16.87		15.20	
	2-Wire Analog Voice Grade Loop - Service Level 1- Zone 2		2	UEANL	UEAL2			23.33	36.54	16.87		15.20	
	2-Wire Analog Voice Grade Loop - Service Level 1- Zone 3		3	UEANL	UEAL2			48.43	36.54	16.87		15.20	
	Unbundled Miscellaneous Rate Element, Tag Loop at End User Premise			UEANL	URETL			8.33	0.83			15.20	
	Loop Testing - Basic 1st Half Hour			UEANL	URET1			33.17	33.17			15.20	
	Loop Testing - Basic Additional Half Hour			UEANL	URETA			19.28	19.28			15.20	
	CLEC to CLEC Conversion Charge Without Outside Dispatch (UVL-SL1)			UEANL	UREWO			15.75	8.93			15.20	
	Unbundled Voice Loop, Non-Design Voice Loop, billing for BST providing make-up (Engineering Information - E.I.)			UEANL	UEANM			13.04	13.04				
	Manual Order Coordination for UVL-SL1s (per loop)			UEANL	UEAMC			7.92	7.92				
	Order Coordination for Specified Conversion Time for UVL-SL1 (per LSR)			UEANL	OCOSL			17.56	17.56				
<b>2-WIRE Unbundled COPPER LOOP</b>													
	2-Wire Unbundled Copper Loop - Non-Designed Zone 1	I	1	UEQ	UEQ2X			12.40	35.27	15.60		15.20	
	2 Wire Unbundled Copper Loop - Non-Designed - Zone 2	I	2	UEQ	UEQ2X			14.32	35.27	15.60		15.20	
	2 Wire Unbundled Copper Loop - Non-Designed - Zone 3	I	3	UEQ	UEQ2X			16.87	35.27	15.60		15.20	
	Unbundled Miscellaneous Rate Element, Tag Loop at End User Premise			UEQ	URETL			8.33	0.83			15.20	
	Order Coordination 2 Wire Unbundled Copper Loop - Non-Designed (per loop)			UEQ	USBMC			7.92	7.92				
	Unbundled Copper Loop, Non-Design Copper Loop, billing for BST providing make-up (Engineering Information - E.I.)			UEQ	UEQMU			13.04	13.04				
	Loop Testing - Basic 1st Half Hour			UEQ	URET1			33.17	33.17			15.20	
	Loop Testing - Basic Additional Half Hour			UEQ	URETA			19.28	19.28			15.20	
	CLEC to CLEC Conversion Charge Without Outside Dispatch (UCL-ND)			UEQ	UREWO			14.25	7.42			15.20	
<b>UNBUNDLED EXCHANGE ACCESS LOOP</b>													
<b>2-WIRE ANALOG VOICE GRADE LOOP</b>													
	2 Wire Analog Voice Grade Loop-Service Level 1-Line Splitting-Zone 1		1	UEPSR UEPSB	UEALS			12.90	36.54	16.87		15.20	
	2 Wire Analog Voice Grade Loop-Service Level 1-Line Splitting-Zone 1		1	UEPSR UEPSB	UEABS			12.90	36.54	16.87		15.20	
	2 Wire Analog Voice Grade Loop- Service Level 1-Line Splitting-Zone 2		2	UEPSR UEPSB	UEALS			23.33	36.54	16.87		15.20	
	2 Wire Analog Voice Grade Loop- Service Level 1-Line Splitting-Zone 2		2	UEPSR UEPSB	UEABS			23.33	36.54	16.87		15.20	
	2 Wire Analog Voice Grade Loop-Service Level 1-Line Splitting-Zone 3		3	UEPSR UEPSB	UEALS			48.43	36.54	16.87		15.20	
	2 Wire Analog Voice Grade Loop-Service Level 1-Line Splitting-Zone 3		3	UEPSR UEPSB	UEABS			48.43	36.54	16.87		15.20	
<b>UNBUNDLED EXCHANGE ACCESS LOOP</b>													



**UNBUNDLED NETWORK ELEMENTS - Louisiana**

							Attachment: 2		Exhibit: B							
CATEGORY	RATE ELEMENTS	Interim	Zone	BCS	USOC	RATES (\$)	Svc Order Submitted Elec per LSR	Svc Order Submitted Manually per LSR	Incremental Charge - Manual Svc Order vs. Electronic-1st	Incremental Charge - Manual Svc Order vs. Electronic-Add'l	Incremental Charge - Manual Svc Order vs. Electronic-Disc 1st	Incremental Charge - Manual Svc Order vs. Electronic-Disc Add'l				
													Rec	Nonrecurring		Nonrecurring Disconnect
							First	Add'l	First	Add'l	SOMEc	SOMAN	SOMAN	SOMAN	SOMAN	SOMAN
<b>2-WIRE ANALOG VOICE GRADE LOOP</b>																
	2-Wire Analog Voice Grade Loop - Service Level 2 w/Loop or Ground Start Signaling - Zone 1		1	UEA	UEAL2	14.93	102.10	65.72				15.20				
	2-Wire Analog Voice Grade Loop - Service Level 2 w/Loop or Ground Start Signaling - Zone 2		2	UEA	UEAL2	25.35	102.10	65.72				15.20				
	2-Wire Analog Voice Grade Loop - Service Level 2 w/Loop or Ground Start Signaling - Zone 3		3	UEA	UEAL2	50.46	102.10	65.72				15.20				
	Order Coordination for Specified Conversion Time (per LSR)			UEA	OCOSL		17.56									
	2-Wire Analog Voice Grade Loop - Service Level 2 w/Reverse Battery Signaling - Zone 1		1	UEA	UEAR2	14.93	102.10	65.72				15.20				
	2-Wire Analog Voice Grade Loop - Service Level 2 w/Reverse Battery Signaling - Zone 2		2	UEA	UEAR2	25.35	102.10	65.72				15.20				
	2-Wire Analog Voice Grade Loop - Service Level 2 w/Reverse Battery Signaling - Zone 3		3	UEA	UEAR2	50.46	102.10	65.72				15.20				
	Order Coordination for Specified Conversion Time (per LSR)			UEA	OCOSL		17.56									
	CLEC to CLEC Conversion Charge without outside dispatch			UEA	UREWO		87.59	36.30				15.20				
	Loop Tagging - Service Level 2 (SL2)			UEA	URETL		10.45	1.03				15.20				
<b>4-WIRE ANALOG VOICE GRADE LOOP</b>																
	4-Wire Analog Voice Grade Loop - Zone 1		1	UEA	UEAL4	30.81	127.40	91.02				15.20				
	4-Wire Analog Voice Grade Loop - Zone 2		2	UEA	UEAL4	38.32	127.40	91.02				15.20				
	4-Wire Analog Voice Grade Loop - Zone 3		3	UEA	UEAL4	60.39	127.40	91.02				15.20				
	Order Coordination for Specified Conversion Time (per LSR)			UEA	OCOSL		17.56									
	CLEC to CLEC Conversion Charge without outside dispatch			UEA	UREWO		87.59	36.30				15.20				
<b>2-WIRE ISDN DIGITAL GRADE LOOP</b>																
	2-Wire ISDN Digital Grade Loop - Zone 1		1	UDN	U1L2X	22.09	113.34	76.96				15.20				
	2-Wire ISDN Digital Grade Loop - Zone 2		2	UDN	U1L2X	35.28	113.34	76.96				15.20				
	2-Wire ISDN Digital Grade Loop - Zone 3		3	UDN	U1L2X	65.18	113.34	76.96				15.20				
	Order Coordination For Specified Conversion Time (per LSR)			UDN	OCOSL		17.56									
	CLEC to CLEC Conversion Charge without outside dispatch			UDN	UREWO		91.49	44.09				15.20				
<b>2-WIRE Universal Digital Channel (UDC) COMPATIBLE LOOP</b>																
	2-Wire Universal Digital Channel (UDC) Compatible Loop - Zone 1		1	UDC	UDC2X	22.09	113.34	76.96				15.20				
	2-Wire Universal Digital Channel (UDC) Compatible Loop - Zone 2		2	UDC	UDC2X	35.28	113.34	76.96				15.20				
	2-Wire Universal Digital Channel (UDC) Compatible Loop - Zone 3		3	UDC	UDC2X	65.18	113.34	76.96				15.20				
	CLEC to CLEC Conversion Charge without outside dispatch			UDC	UREWO		91.49	44.09				15.20				
<b>2-WIRE ASYMMETRICAL DIGITAL SUBSCRIBER LINE (ADSL) COMPATIBLE LOOP</b>																
	2 Wire Unbundled ADSL Loop including manual service inquiry & facility reservation - Zone 1		1	UAL	UAL2X	12.29	117.08	68.36				15.20				
	2 Wire Unbundled ADSL Loop including manual service inquiry & facility reservation - Zone 2		2	UAL	UAL2X	14.09	117.08	68.36				15.20				
	2 Wire Unbundled ADSL Loop including manual service inquiry & facility reservation - Zone 3		3	UAL	UAL2X	15.75	117.08	68.36				15.20				
	Order Coordination for Specified Conversion Time (per LSR)			UAL	OCOSL		17.56									
	2 Wire Unbundled ADSL Loop without manual service inquiry & facility reservaton - Zone 1		1	UAL	UAL2W	12.29	92.83	56.02				15.20				
	2 Wire Unbundled ADSL Loop without manual service inquiry & facility reservaton - Zone 2		2	UAL	UAL2W	14.09	92.83	56.02				15.20				
	2 Wire Unbundled ADSL Loop without manual service inquiry & facility reservaton - Zone 3		3	UAL	UAL2W	15.75	92.83	56.02				15.20				
	Order Coordination for Specified Conversion Time (per LSR)			UAL	OCOSL		17.56									
	CLEC to CLEC Conversion Charge without outside dispatch			UAL	UREWO		86.07	40.34				15.20				
<b>2-WIRE HIGH BIT RATE DIGITAL SUBSCRIBER LINE (HDSL) COMPATIBLE LOOP</b>																
	2 Wire Unbundled HDSL Loop including manual service inquiry & facility reservation - Zone 1		1	UHL	UHL2X	9.79	125.50	76.77				15.20				
	2 Wire Unbundled HDSL Loop including manual service inquiry & facility reservation - Zone 2		2	UHL	UHL2X	11.52	125.50	76.77				15.20				

UNBUNDLED NETWORK ELEMENTS - Louisiana							Attachment: 2		Exhibit: B							
CATEGORY	RATE ELEMENTS	Interim	Zone	BCS	USOC	RATES (\$)	Svc Order Submitted Elec per LSR	Svc Order Submitted Manually per LSR	Incremental Charge - Manual Svc Order vs. Electronic-1st	Incremental Charge - Manual Svc Order vs. Electronic-Add'l	Incremental Charge - Manual Svc Order vs. Electronic-Disc 1st	Incremental Charge - Manual Svc Order vs. Electronic-Disc Add'l				
													Rec	Nonrecurring		Nonrecurring Disconnect
										SOMEc	SOMAN	SOMAN	SOMAN	SOMAN	SOMAN	
	2 Wire Unbundled HDSL Loop including manual service inquiry & facility reservation - Zone 3		3	UHL	UHL2X	12.74		125.50	76.77		15.20					
	Order Coordination for Specified Conversion Time (per LSR)			UHL	OCOSL			17.56								
	2 Wire Unbundled HDSL Loop without manual service inquiry and facility reservation - Zone 1		1	UHL	UHL2W	9.79		101.24	64.43		15.20					
	2 Wire Unbundled HDSL Loop without manual service inquiry and facility reservation - Zone 2		2	UHL	UHL2W	11.52		101.24	64.43		15.20					
	2 Wire Unbundled HDSL Loop without manual service inquiry and facility reservation - Zone 3		3	UHL	UHL2W	12.74		101.24	64.43		15.20					
	Order Coordination for Specified Conversion Time (per LSR)			UHL	OCOSL			17.56								
	CLEC to CLEC Conversion Charge without outside dispatch			UHL	UREWO			86.00	40.34		15.20					
<b>4-WIRE HIGH BIT RATE DIGITAL SUBSCRIBER LINE (HDSL) COMPATIBLE LOOP</b>																
	4 Wire Unbundled HDSL Loop including manual service inquiry and facility reservation - Zone 1		1	UHL	UHL4X	16.24		153.26	104.54		15.20					
	4-Wire Unbundled HDSL Loop including manual service inquiry and facility reservation - Zone 2		2	UHL	UHL4X	16.65		153.26	104.54		15.20					
	4-Wire Unbundled HDSL Loop including manual service inquiry and facility reservation - Zone 3		3	UHL	UHL4X	17.34		153.26	104.54		15.20					
	Order Coordination for Specified Conversion Time (per LSR)			UHL	OCOSL			17.56								
	4-Wire Unbundled HDSL Loop without manual service inquiry and facility reservation - Zone 1		1	UHL	UHL4W	16.24		129.00	92.20		15.20					
	4-Wire Unbundled HDSL Loop without manual service inquiry and facility reservation - Zone 2		2	UHL	UHL4W	16.65		129.00	92.20		15.20					
	4-Wire Unbundled HDSL Loop without manual service inquiry and facility reservation - Zone 3		3	UHL	UHL4W	17.34		129.00	92.20		15.20					
	Order Coordination for Specified Conversion Time (per LSR)			UHL	OCOSL			17.56								
	CLEC to CLEC Conversion Charge without outside dispatch			UHL	UREWO			86.00	40.34		15.20					
<b>4-WIRE DS1 DIGITAL LOOP</b>																
	4-Wire DS1 Digital Loop - Zone 1		1	USL	USLXX	85.70		245.16	152.98		15.20					
	4-Wire DS1 Digital Loop - Zone 2		2	USL	USLXX	194.96		245.16	152.98		15.20					
	4-Wire DS1 Digital Loop - Zone 3		3	USL	USLXX	491.94		245.16	152.98		15.20					
	Order Coordination for Specified Conversion Time (per LSR)			USL	OCOSL			17.56								
	CLEC to CLEC Conversion Charge without outside dispatch			USL	UREWO			100.93	42.98		15.20					
<b>4-WIRE 19.2, 56 OR 64 KBPS DIGITAL GRADE LOOP</b>																
	4 Wire Unbundled Digital 19.2 Kbps		1	UDL	UDL19	30.99		121.86	85.48		15.20					
	4 Wire Unbundled Digital 19.2 Kbps		2	UDL	UDL19	36.78		121.86	85.48		15.20					
	4 Wire Unbundled Digital 19.2 Kbps		3	UDL	UDL19	38.92		121.86	85.48		15.20					
	4 Wire Unbundled Digital Loop 56 Kbps - Zone 1		1	UDL	UDL56	30.99		121.86	85.48		15.20					
	4 Wire Unbundled Digital Loop 56 Kbps - Zone 2		2	UDL	UDL56	36.78		121.86	85.48		15.20					
	4 Wire Unbundled Digital Loop 56 Kbps - Zone 3		3	UDL	UDL56	38.92		121.86	85.48		15.20					
	Order Coordination for Specified Conversion Time (per LSR)			UDL	OCOSL			17.56								
	4 Wire Unbundled Digital Loop 64 Kbps - Zone 1		1	UDL	UDL64	30.99		121.86	85.48		15.20					
	4 Wire Unbundled Digital Loop 64 Kbps - Zone 2		2	UDL	UDL64	36.78		121.86	85.48		15.20					
	4 Wire Unbundled Digital Loop 64 Kbps - Zone 3		3	UDL	UDL64	38.92		121.86	85.48		15.20					
	Order Coordination for Specified Conversion Time (per LSR)			UDL	OCOSL			17.56								
	CLEC to CLEC Conversion Charge without outside dispatch			UDL	UREWO			101.97	49.67		15.20					
<b>2-WIRE Unbundled COPPER LOOP</b>																
	2-Wire Unbundled Copper Loop/Short including manual service inquiry & facility reservation - Zone 1		1	UCL	UCLPB	12.29		116.18	67.46		15.20					
	2-Wire Unbundled Copper Loop/Short including manual service inquiry & facility reservation - Zone 2		2	UCL	UCLPB	14.09		116.18	67.46		15.20					
	2 Wire Unbundled Copper Loop/Short including manual service inquiry & facility reservation - Zone 3		3	UCL	UCLPB	15.75		116.18	67.46		15.20					
	Order Coordination for Unbundled Copper Loops (per loop)			UCL	UCLMC			7.92	7.92							
	2-Wire Unbundled Copper Loop/Short without manual service inquiry and facility reservation - Zone 1		1	UCL	UCLPW	12.29		91.92	55.12		15.20					
	2-Wire Unbundled Copper Loop/Short without manual service inquiry and facility reservation - Zone 2		2	UCL	UCLPW	14.09		91.92	55.12		15.20					



UNBUNDLED NETWORK ELEMENTS - Louisiana										Attachment: 2		Exhibit: B				
CATEGORY	RATE ELEMENTS	Interim	Zone	BCS	USOC	RATES (\$)	Svc Order Submitted Elec per LSR	Svc Order Submitted Manually per LSR	Incremental Charge - Manual Svc Order vs. Electronic-1st	Incremental Charge - Manual Svc Order vs. Electronic-Add'l	Incremental Charge - Manual Svc Order vs. Electronic-Disc 1st	Incremental Charge - Manual Svc Order vs. Electronic-Disc Add'l				
													Rec	Nonrecurring		Nonrecurring Disconnect
										SOMEc	SOMAN	SOMAN	SOMAN	SOMAN	SOMAN	
	Unbundled Loop Modification Removal of Load Coils - 4 Wire pair greater than 18k ft			UCL	ULM4G			0.00	0.00							
	Unbundled Loop Modification Removal of Bridged Tap Removal, per unbundled loop			UAL, UHL, UCL, UEQ, ULS, UEA, UEANL, UEPSR, UEPSB	ULMBT			12.15	12.15							
<b>SUB-LOOPS</b>																
<b>Sub-Loop Distribution</b>																
	Sub-Loop - Per Cross Box Location - CLEC Feeder Facility Set-Up	I		UEANL	USBSA			144.09	144.09							
	Sub-Loop - Per Cross Box Location - Per 25 Pair Panel Set-Up	I		UEANL	USBSB			10.99	10.99							
	Sub-Loop - Per Building Equipment Room - CLEC Feeder Facility Set-Up	I		UEANL	USBSC			86.16	86.16							
	Sub-Loop - Per Building Equipment Room - Per 25 Pair Panel Set-Up	I		UEANL	USBSD			27.13	27.13							
	Sub-Loop Distribution Per 2-Wire Analog Voice Grade Loop - Zone 1	I	1	UEANL	USBN2	7.57		63.89	30.06							
	Sub-Loop Distribution Per 2-Wire Analog Voice Grade Loop - Zone 2	I	2	UEANL	USBN2	12.75		63.89	30.06							
	Sub-Loop Distribution Per 2-Wire Analog Voice Grade Loop - Zone 3	I	3	UEANL	USBN2	21.45		63.89	30.06							
	Order Coordination for Unbundled Sub-Loops, per sub-loop pair			UEANL	USBMC			7.92	7.92							
	Sub-Loop Distribution Per 4-Wire Analog Voice Grade Loop - Zone 1		1	UEANL	USBN4	11.76		76.75	42.92							
	Sub-Loop Distribution Per 4-Wire Analog Voice Grade Loop - Zone 2		2	UEANL	USBN4	16.84		76.75	42.92							
	Sub-Loop Distribution Per 4-Wire Analog Voice Grade Loop - Zone 3		3	UEANL	USBN4	19.27		76.75	42.92							
	Order Coordination for Unbundled Sub-Loops, per sub-loop pair			UEANL	USBMC			7.92	7.92							
	Sub-Loop 2-Wire IntraBuilding Network Cable (INC)	I		UEANL	USBR2	2.91		51.48	17.65							
	Order Coordination for Unbundled Sub-Loops, per sub-loop pair			UEANL	USBMC			7.92	7.92							
	Sub-Loop 4-Wire IntraBuilding Network Cable (INC)	I		UEANL	USBR4	6.58		57.54	23.71							
	Order Coordination for Unbundled Sub-Loops, per sub-loop pair			UEANL	USBMC			7.92	7.92							
	2 Wire Copper Unbundled Sub-Loop Distribution - Zone 1	I	1	UEF	UCS2X	6.26		63.89	30.06							
	2 Wire Copper Unbundled Sub-Loop Distribution - Zone 2	I	2	UEF	UCS2X	10.07		63.89	30.06							
	2 Wire Copper Unbundled Sub-Loop Distribution - Zone 3	I	3	UEF	UCS2X	12.70		63.89	30.06							
	Order Coordination for Unbundled Sub-Loops, per sub-loop pair			UEF	USBMC			7.92	7.92							
	4 Wire Copper Unbundled Sub-Loop Distribution - Zone 1	I	1	UEF	UCS4X	8.03		76.75	42.92							
	4 Wire Copper Unbundled Sub-Loop Distribution - Zone 2	I	2	UEF	UCS4X	10.71		76.75	42.92							
	4 Wire Copper Unbundled Sub-Loop Distribution - Zone 3	I	3	UEF	UCS4X	6.08		76.75	42.92							
	Order Coordination for Unbundled Sub-Loops, per sub-loop pair			UEF	USBMC			7.92	7.92							
<b>Unbundled Sub-Loop Modification</b>																
	Unbundled Sub-Loop Modification - 2-W Copper Dist Load Coil/Equip Removal per 2-W PR			UEF	ULM2X			0.00	0.00							
	Unbundled Sub-loop Modification - 4-W Copper Dist Load Coil/Equip Removal per 4-W PR			UEF	ULM4X			0.00	0.00							
	Unbundled Sub-loop Modification - 2-w/4-w Copper Dist Bridged Tap Removal, per PR unloaded			UEF	ULM4T			224.55	4.29							
<b>Unbundled Network Terminating Wire (UNTW)</b>																
	Unbundled Network Terminating Wire (UNTW) per Pair			UENTW	UENPP	0.3454		14.72	14.72							
<b>Network Interface Device (NID)</b>																
	Network Interface Device (NID) - 1-2 lines			UENTW	UND12			42.26	27.83							

**UNBUNDLED NETWORK ELEMENTS - Louisiana**

							Attachment: 2		Exhibit: B					
CATEGORY	RATE ELEMENTS	Interim	Zone	BCS	USOC	RATES (\$)	Svc Order Submitted Elec per LSR	Svc Order Submitted Manually per LSR	Incremental Charge - Manual Svc Order vs. Electronic-1st	Incremental Charge - Manual Svc Order vs. Electronic-Add'l	Incremental Charge - Manual Svc Order vs. Electronic-Disc 1st	Incremental Charge - Manual Svc Order vs. Electronic-Disc Add'l		
													Rec	Nonrecurring
						First	Add'l	First	Add'l	SOMEc	SOMAN	SOMAN	SOMAN	SOMAN
	Network Interface Device (NID) - 1-6 lines			UENTW	UND16		62.86	48.43			15.20			
	Network Interface Device Cross Connect - 2 W			UENTW	UNDC2		5.73	5.73			15.20			
	Network Interface Device Cross Connect - 4W			UENTW	UNDC4		5.73	5.73			15.20			
<b>SUB-LOOPS</b>														
	<b>Sub-Loop Feeder</b>													
	USL-Feeder, DS0 Set-up per Cross Box location - CLEC Distribution Facility set-up			UEA, UDN,UCL,UDL,UDC	USBFW		144.09				15.20			
	USL Feeder - DS0 Set-up per Cross Box location - per 25 pair set-up			UEA, UDN,UCL,UDL,UDC	USBFX		10.99	10.99			15.20			
	USL Feeder DS1 Set-up at DSX location, per DS1 termination			USL	USBFZ		568.98	11.30			15.20			
	Unbundled Sub-Loop Feeder Loop, 2 Wire Ground Start, Voice Grade - Zone 1		1	UEA	USBFA	8.71	89.81	54.35			15.20			
	Unbundled Sub-Loop Feeder Loop, 2 Wire Ground-Start, Voice Grade - Zone 2		2	UEA	USBFA	13.64	89.81	54.35			15.20			
	Unbundled Sub-Loop Feeder Loop, Per 2 Wire Ground-Start, Voice Grade - Zone 3		3	UEA	USBFA	30.21	89.81	54.35			15.20			
	Order Coordination for Specified Conversion Time, per LSR			UEA	OCOSL		17.56							
	Unbundled Sub-Loop Feeder Loop, 2 Wire Loop-Start, Voice Grade - Zone 1		1	UEA	USBFB	8.71	89.81	54.35			15.20			
	Unbundled Sub-Loop Feeder Loop, 2 Wire Loop-Start, Voice Grade - Zone 2		2	UEA	USBFB	13.64	89.81	54.35			15.20			
	Unbundled Sub-Loop Feeder Loop, 2 Wire Start Loop, Voice Grade - Zone 3		3	UEA	USBFB	30.21	89.81	54.35			15.20			
	Order Coordination for Specified Time Conversion, per LSR			UEA	OCOSL		17.56							
	Unbundled Sub-Loop Feeder Loop, 2 Wire Reverse Battery, Voice Grade - Zone 1		1	UEA	USBFC	8.71	89.81	54.35			15.20			
	Unbundled Sub-Loop Feeder Loop, 2 Wire Reverse Battery, Voice Grade - Zone 2		2	UEA	USBFC	13.64	89.81	54.35			15.20			
	Unbundled Sub-Loop Feeder Loop, 2 Wire Analog Reverse Battery, Voice Grade - Zone 3		3	UEA	USBFC	30.21	89.81	54.35			15.20			
	Order Coordination For Specified Conversion Time, per LSR			UEA	OCOSL		17.56							
	Unbundled Sub-Loop Feeder Loop, 4 Wire Ground-Start, Voice Grade - Zone 1		1	UEA	USBFD	21.44	103.69	67.31			15.20			
	Unbundled Sub-Loop Feeder Loop, 4 Wire Ground-Start, Voice Grade - Zone 2		2	UEA	USBFD	24.66	103.69	67.31			15.20			
	Unbundled Sub-Loop Feeder Loop, 4 Wire Ground Start, Voice Grade - Zone 3		3	UEA	USBFD	42.84	103.69	67.31			15.20			
	Order Coordination For Specified Conversion Time, Per LSR			UEA	OCOSL		17.56							
	Unbundled Sub-Loop Feeder Loop, 4 Wire Loop-Start, Voice Grade - Zone 1		1	UEA	USBFE	21.44	103.69	67.31			15.20			
	Unbundled Sub-Loop Feeder Loop, 4 Wire Loop-Start, Voice Grade - Zone 2		2	UEA	USBFE	24.66	103.69	67.31			15.20			
	Unbundled Sub-Loop Feeder Loop, 4 Wire Loop-Start, Voice Grade - Zone 3		3	UEA	USBFE	42.84	103.69	67.31			15.20			
	Order Coordination For Specified Conversion Time, Per LSR			UEA	OCOSL		17.56							
	Unbundled Sub-Loop Feeder Loop, 2 Wire ISDN BRI - Zone 1		1	UDN	USBFF	15.44	102.58	66.20			15.20			
	Unbundled Sub-Loop Feeder Loop, 2-Wire ISDN BRI - Zone 2		2	UDN	USBFF	23.32	102.58	66.20			15.20			
	Unbundled Sub-Loop Feeder Loop, 2-Wire ISDN BRI - Zone 3		3	UDN	USBFF	44.57	102.58	66.20			15.20			
	Order Coordination For Specified Conversion Time, Per LSR			UDN	OCOSL		17.56							
	Unbundled Sub-Loop Feeder, 2 Wire UDC (IDSL compatible)		1	UDC	USBFS	15.44	102.58	66.20			15.20			
	Unbundled Sub-Loop Feeder, 2 Wire UDC (IDSL compatible)		2	UDC	USBFS	23.32	102.58	66.20			15.20			
	Unbundled Sub-Loop Feeder, 2 Wire UDC (IDSL compatible)		3	UDC	USBFS	44.57	102.58	66.20			15.20			
	Unbundled Sub-Loop Feeder Loop, 4-Wire DS1 - Zone 1		1	USL	USBFG	55.38	98.15	61.77			15.20			
	Unbundled Sub-Loop Feeder Loop, 4-Wire DS1 - Zone 2		2	USL	USBFG	167.83	98.15	61.77			15.20			
	Unbundled Sub-Loop Feeder Loop, 4-Wire DS1 - Zone 3		3	USL	USBFG	469.87	98.15	61.77			15.20			
	Order Coordination For Specified Conversion Time, Per LSR			USL	OCOSL		17.56							
	Unbundled Sub-Loop Feeder, 2-Wire Copper Loop - Zone 1		1	UCL	USBFH	6.96	81.36	44.98			15.20			
	Unbundled Sub-Loop Feeder Loop, 2-Wire Copper Loop - Zone 2		2	UCL	USBFH	4.97	81.36	44.98			15.20			



UNBUNDLED NETWORK ELEMENTS - Louisiana										Attachment: 2		Exhibit: B				
CATEGORY	RATE ELEMENTS	Interim	Zone	BCS	USOC	RATES (\$)					Svc Order Submitted Elec per LSR	Svc Order Submitted Manually per LSR	Incremental Charge - Manual Svc Order vs. Electronic-1st	Incremental Charge - Manual Svc Order vs. Electronic-Add'l	Incremental Charge - Manual Svc Order vs. Electronic-Disc 1st	Incremental Charge - Manual Svc Order vs. Electronic-Disc Add'l
						Rec	Nonrecurring		Nonrecurring Disconnect							
							First	Add'l	First	Add'l	SOMEc	SOMAN	SOMAN	SOMAN	SOMAN	
	Unbundled Loop Concentration - TEST CIRCUIT Card			ULC	UCTTC	35.19	10.23	10.18				15.20				
	Unbundled Loop Concentration - Digital 19.2 Kbps Data Loop Interface			UDL	ULCC7	10.67	10.23	10.18				15.20				
	Unbundled Loop Concentration - Digital 56 Kbps Data Loop Interface			UDL	ULCC5	10.67	10.23	10.18				15.20				
	Unbundled Loop Concentration - Digital 64 Kbps Data Loop Interface			UDL	ULCC6	10.67	10.23	10.18				15.20				
<b>UNE OTHER, PROVISIONING ONLY - NO RATE</b>																
	NID - Dispatch and Service Order for NID installation			UENTW	UNDBX	0.00	0.00									
	UNTW Circuit Id Establishment, Provisioning Only - No Rate			UENTW	UENCE	0.00	0.00									
	Unbundled Contract Name, Provisioning Only - No Rate			UEANL,UEF,UEQ,UENTW	UNECN	0.00	0.00									
<b>UNE OTHER, PROVISIONING ONLY - NO RATE</b>																
	Unbundled Contact Name, Provisioning Only - no rate			UAL,UCL,UDC,UDL,UDN,UEA,UHL,ULC	UNECN	0.00	0.00									
	Unbundled Sub-Loop Feeder-2 Wire Cross Box Jumper - no rate			UEA,UDN,UCL,UDC	USBFQ	0.00	0.00									
	Unbundled Sub-Loop Feeder-4 Wire Cross Box Jumper - no rate			UEA,USL,UCL,UDL	USBFR	0.00	0.00									
	Unbundled DS1 Loop - Superframe Format Option - no rate			USL	CCOSF	0.00	0.00									
	Unbundled DS1 Loop - Expanded Superframe Format option - no rate			USL	CCOEF	0.00	0.00									
<b>HIGH CAPACITY UNBUNDLED LOCAL LOOP</b>																
<b>NOTE: minimum billing period of three months for DS3 and above Local Loop</b>																
	High Capacity Unbundled Local Loop - DS3 - Per Mile per month			UE3	1L5ND	10.04										
	High Capacity Unbundled Local Loop - DS3 - Facility Termination per month			UE3	UE3PX	362.34	438.46	256.30				15.20				
	High Capacity Unbundled Local Loop - STS-1 - Per Mile per month			UDLSX	1L5ND	10.04										
	High Capacity Unbundled Local Loop - STS-1 - Facility Termination per month			UDLSX	UDLS1	374.56	438.46	256.30				15.20				
<b>LOOP MAKE-UP</b>																
	Loop Makeup - Preordering Without Reservation, per working or spare facility queried (Manual).			UMK	UMKLW		23.29	23.29								
	Loop Makeup - Preordering With Reservation, per spare facility queried (Manual).			UMK	UMKLP		24.70	24.70								
	Loop Makeup--With or Without Reservation, per working or spare facility queried (Mechanized)			UMK	PSUMK		0.19	0.19								
<b>HIGH FREQUENCY SPECTRUM</b>																
<b>LINE SHARING</b>																
<b>SPLITTERS-CENTRAL OFFICE BASED</b>																
	Line Sharing Splitter, per System 96 Line Capacity			ULS	ULSDA	187.17	183.33	0.00				15.20				
	Line Sharing Splitter, per System 24 Line Capacity			ULS	ULSDB	46.79	183.33	0.00				15.20				
	Line Sharing Splitter, Per System, 8 Line Capacity	I		ULS	ULSD8	15.59	183.33	0.00				15.20				
	Line Sharing-DLEC Owned Splitter in CO-CFA activation-deactivation (per LSOD)			ULS	ULSDG		83.98	0.00				15.20				
<b>END USER ORDERING-CENTRAL OFFICE BASED-HIGH FREQUENCY SPECTRUM AKA LINE SHARING</b>																
	Line Sharing - per Line Activation (BST Owned Splitter)			ULS	ULSDC	0.61	17.97	10.29				15.20				
	Line Sharing - per Subsequent Activity per Line Rearrangement(BST Owned Splitter)			ULS	ULSDS		15.91	7.95				15.20				
	Line Sharing - per Subsequent Activity per Line Rearrangement(DLEC Owned Splitter)			ULS	ULSCS		15.91	7.95				15.20				
	Line Sharing - per Line Activation (DLEC owned Splitter)	I		ULS	ULSCC	0.61	47.44	19.31				15.20				
<b>LINE SPLITTING</b>																
<b>END USER ORDERING-CENTRAL OFFICE BASED</b>																
	Line Splitting - per line activation DLEC owned splitter	I		UEPSR UEPSB	UREOS	0.61										
	Line Splitting - per line activation BST owned - physical	I		UEPSR UEPSB	UREBP	0.61	17.97	10.29				15.20				

UNBUNDLED NETWORK ELEMENTS - Louisiana										Attachment: 2		Exhibit: B								
CATEGORY	RATE ELEMENTS	Interim	Zone	BCS	USOC	RATES (\$)	Svc Order Submitted Elec per LSR	Svc Order Submitted Manually per LSR	Incremental Charge - Manual Svc Order vs. Electronic-1st	Incremental Charge - Manual Svc Order vs. Electronic-Add'l	Incremental Charge - Manual Svc Order vs. Electronic-Disc 1st	Incremental Charge - Manual Svc Order vs. Electronic-Disc Add'l	OSS Rates (\$)							
													Rec	Nonrecurring First	Nonrecurring Add'l	Nonrecurring Disconnect First	Nonrecurring Disconnect Add'l	SOMEc	SOMAN	SOMAN
	Line Splitting - per line activation BST owned - virtual	I		UEPSR UEPSB	UREBV	0.61														
	<b>REMOTE SITE HIGH FREQUENCY SPECTRUM</b>																			
	<b>SPLITTERS-REMOTE SITE</b>																			
	Remote Site Line Share BellSouth Owned Splitter, 24 Port	I		ULS	ULSRB	40.12		115.24	0.00											
	Remote Site Line Share Cable Pair Activation CLEC Owned at RS and Deactivation	I		ULS	ULSTG			96.00	0.00											
	<b>END USER ORDERING-REMOTE SITE HIGH FREQUENCY SPECTRUM AKA REMOTE SITE LINE SHARING</b>																			
	Remote Site Line Share Line Activation for End User Served at RS, BST Splitter	I		ULS	ULSRC	0.61		36.97	21.17											
	RS Line Share Line Activation for End User served at RS, CLEC Splitter	I		ULS	ULSTC	0.61		36.97	21.17											
	Remote Site Line Share Subsequent Activity-RS BST Owned Splitter	I		ULS	ULSRS			49.08	17.80											
	Remote Site Line Share Subsequent Activity-RS CLEC Owned Splitter	I		ULS	ULSTS			49.08	17.80											
	<b>UNBUNDLED DEDICATED TRANSPORT</b>																			
	<b>NOTE: INTEROFFICE CHANNEL DEDICATED TRANSPORT - minimum billing period - below DS3=one month, above DS3=four months</b>																			
	<b>INTEROFFICE CHANNEL - DEDICATED TRANSPORT</b>																			
	Interoffice Channel - Dedicated Transport - 2-Wire Voice Grade - Per Mile per month			U1TVX	1L5XX	0.013														
	Interoffice Channel - Dedicated Transport- 2- Wire Voice Grade - Facility Termination			U1TVX	U1TV2	22.60		39.36	26.62											
	Interoffice Channel - Dedicated Transport - 2-Wire Voice Grade Rev Bat. - Per Mile per month			U1TVX	1L5XX	0.013														
	Interoffice Channel - Dedicated Transport- 2- Wire VG Rev Bat. Facility Termination			U1TVX	U1TR2	22.60		39.36	26.62											
	Interoffice Channel - Dedicated Transport - 4-Wire Voice Grade - Per Mile per month			U1TVX	1L5XX	0.013														
	Interoffice Channel - Dedicated Transport - 4- Wire Voice Grade - Facility Termination			U1TVX	U1TV4	19.81		39.36	26.62											
	Interoffice Channel - Dedicated Transport - 56 kbps - per mile per month			U1TDX	1L5XX	0.013														
	Interoffice Channel - Dedicated Transport - 56 kbps - Facility Termination			U1TDX	U1TD5	15.61		39.37	26.62											
	Interoffice Channel - Dedicated Transport - 64 kbps - per mile per month			U1TDX	1L5XX	0.013														
	Interoffice Channel - Dedicated Transport - 64 kbps - Facility Termination			U1TDX	U1TD6	15.61		39.37	26.62											
	Interoffice Channel - Dedicated Channel - DS1 - Per Mile per month			U1TD1	1L5XX	0.2652														
	Interoffice Channel - Dedicated Transport - DS1 - Facility Termination			U1TD1	U1TF1	70.47		86.69	79.44											
	Interoffice Channel - Dedicated Transport - DS3 - Per Mile per month			U1TD3	1L5XX	6.04														
	Interoffice Channel - Dedicated Transport - DS3 - Facility Termination per month			U1TD3	U1TF3	850.45		270.69	158.05											
	Interoffice Channel - Dedicated Transport - STS-1 - Per Mile per month			U1TS1	1L5XX	6.04														
	Interoffice Channel - Dedicated Transport - STS-1 - Facility Termination			U1TS1	U1TFS	830.19		270.69	158.05											
	<b>LOCAL CHANNEL - DEDICATED TRANSPORT</b>																			
	<b>NOTE: LOCAL CHANNEL DEDICATED TRANSPORT - minimum billing period = below DS3=one month, above DS3=four months</b>																			
	Local Channel - Dedicated - 2-Wire Voice Grade			ULDVX	ULDV2	18.32		187.51	32.21											
	Local Channel - Dedicated - 2-Wire Voice Grade Rev Bat			ULDVX	ULDR2	18.32		187.51	32.21											
	Local Channel - Dedicated - 4-Wire Voice Grade			ULDVX	ULDV4	19.41		187.94	32.63											
	Local Channel - Dedicated - DS1 - Zone 1		1	ULDD1	ULDF1	39.18		172.34	149.27											
	Local Channel - Dedicated - DS1 - Zone 2		2	ULDD1	ULDF1	121.58		172.34	149.27											
	Local Channel - Dedicated - DS1 - Zone 3		3	ULDD1	ULDF1	70.02		172.34	149.27											
	Local Channel - Dedicated - DS3 - Per Mile per month			ULDD3	1L5NC	7.82														





UNBUNDLED NETWORK ELEMENTS - Louisiana							Attachment: 2		Exhibit: B						
CATEGORY	RATE ELEMENTS	Interim	Zone	BCS	USOC	RATES (\$)		Svc Order Submitted Elec per LSR	Svc Order Submitted Manually per LSR	Incremental Charge - Manual Svc Order vs. Electronic-1st	Incremental Charge - Manual Svc Order vs. Electronic-Add'l	Incremental Charge - Manual Svc Order vs. Electronic-Disc 1st	Incremental Charge - Manual Svc Order vs. Electronic-Disc Add'l		
						Rec	Nonrecurring							Nonrecurring Disconnect	
						First	Add'l	First	Add'l	SOMEc	SOMAN	SOMAN	SOMAN	SOMAN	SOMAN
	Interoffice Transport - Dedicated - DS1 Per Facility Termination					70.47	86.69	79.44			15.20				
<b>CALLING NAME (CNAM) SERVICE</b>															
	CNAM For DB Owners - Service Establishment			OQV			22.29				15.20				
	CNAM For Non DB Owners - Service Establishment			OQV			22.29				15.20				
	CNAM For DB Owners - Service Provisioning With Point Code Establishment			OQV			962.22	711.64			15.20				
	CNAM For Non DB Owners - Service Provisioning With Point Code Establishment			OQV			332.43	238.05			15.20				
	CNAM for DB Owners, Per Query			OQV		0.0010217									
	CNAM for Non DB Owners, Per Query			OQV		0.0010217									
<b>LNP Query Service</b>															
	LNP Charge Per query			OQV		0.0008559									
	LNP Service Establishment Manual						12.16				15.20				
	LNP Service Provisioning with Point Code Establishment						576.33	294.43			15.20				
<b>OPERATOR CALL PROCESSING</b>															
	Oper. Call Processing - Oper. Provided, Per Min. - Using BST LIDB					1.20									
	Oper. Call Processing - Oper. Provided, Per Min. - Using Foreign LIDB					1.24									
	Oper. Call Processing - Fully Automated, per Call - Using BST LIDB					0.20									
	Oper. Call Processing - Fully Automated, per Call - Using Foreign LIDB					0.20									
<b>INWARD OPERATOR SERVICES</b>															
	Inward Operator Services - Verification, Per Minute					1.15									
	Inward Operator Services - Verification and Emergency Interrupt - Per Minute					1.15									
<b>BRANDING - OPERATOR CALL PROCESSING</b>															
<b>Facility based CLEC</b>															
	Recording of Custom Branded OA Announcement				CBAOS	7,000.00	7,000.00				15.20				
	Loading of Custom Branded OA Announcement per shelf/NAV per OCN				CBAOL	500.00	500.00				15.20				
<b>UNEP CLEC</b>															
	Recording of Custom Branded OA Announcement					7,000.00	7,000.00				15.20				
	Loading of Custom Branded OA Announcement per shelf/NAV per OCN					500.00	500.00				15.20				
<b>Unbranding via OLNS for UNEP CLEC</b>															
	Loading of OA per OCN (Regional)					1,200.00	1,200.00				15.20				
<b>DIRECTORY ASSISTANCE SERVICES</b>															
<b>DIRECTORY ASSISTANCE ACCESS SERVICE</b>															
	Directory Assistance Access Service Calls, Charge Per Call					0.275									
<b>DIRECTORY ASSISTANCE CALL COMPLETION ACCESS SERVICE (DACC)</b>															
	Directory Assistance Call Completion Access Service (DACC), Per Call Attempt					0.10									
<b>DIRECTORY ASSISTANCE SERVICES</b>															
<b>DIRECTORY ASSISTANCE DATA BASE SERVICE (DADS)</b>															
	Directory Assistance Data Base Service Charge Per Listing					0.04									
	Directory Assistance Data Base Service, per month				DBSOF	150.00									
<b>BRANDING - DIRECTORY ASSISTANCE</b>															
<b>Facility Based CLEC</b>															
	Recording and Provisioning of DA Custom Branded Announcement			AMT	CBADA	3,000.00	3,000.00				15.20				
	Loading of Custom Branded Announcement per Switch per OCN			AMT	CBADC	1,170.00	1,170.00				15.20				
<b>UNEP CLEC</b>															
	Recording of DA Custom Branded Announcement					3,000.00	3,000.00				15.20				
	Loading of DA Custom Branded Announcement per Switch per OCN					1,170.00	1,170.00				15.20				



UNBUNDLED NETWORK ELEMENTS - Louisiana										Attachment: 2		Exhibit: B			
CATEGORY	RATE ELEMENTS	Interim	Zone	BCS	USOC	RATES (\$)				Svc Order Submitted Elec per LSR	Svc Order Submitted Manually per LSR	Incremental Charge - Manual Svc Order vs. Electronic-1st	Incremental Charge - Manual Svc Order vs. Electronic-Add'l	Incremental Charge - Manual Svc Order vs. Electronic-Disc 1st	Incremental Charge - Manual Svc Order vs. Electronic-Disc Add'l
						Rec	Nonrecurring		Nonrecurring Disconnect						
ENHANCED EXTENDED LINK (EELs)															
NOTE: The monthly recurring and non-recurring charges below will apply and the Switch-As-Is Charge will not apply for EELs provisioned as ' Ordinarily Combined' Network Elements.															
NOTE: The monthly recurring and the Switch-As-Is Charge and not the non-recurring charges below will apply for EELs provisioned as ' Currently Combined' Network Elements.															
NOTE: Minimum billing is one month for DS1 and below and three months above DS1 services.															
2-WIRE VOICE GRADE EXTENDED LOOP WITH DEDICATED DS1 INTEROFFICE TRANSPORT (EEL)															
	First 2-Wire VG Loop(SL2) in a DS1 Interofficed Transport Combination - Zone 1		1	UNCVX	UEAL2	14.93	94.21	45.09						15.20	
	First 2-Wire VG Grade Loop(SL2) in a DS1 Interofficed Transport Combination - Zone 2		2	UNCVX	UEAL2	25.35	94.21	45.09						15.20	
	First 2-Wire VG Grade Loop(SL2) in a DS1 Interofficed Transport Combination - Zone 3		3	UNCVX	UEAL2	50.46	94.21	45.09						15.20	
	Interoffice Transport - Dedicated - DS1 combination - Per Mile per month			UNC1X	1L5XX	0.2652									
	Interoffice Transport - Dedicated - DS1 combination - Facility Termination per month			UNC1X	U1TF1	70.47	143.58	103.88						15.20	
	DS1 Channelization System Per Month			UNC1X	MQ1	105.09	59.97	12.96						15.20	
	Voice Grade COCI - DS1 To Ds0 Interface - Per Month			UNCVX	1D1VG	0.6497	5.91	4.26							
	Each Additional 2-Wire VG Loop(SL 2) in the same DS1 Interoffice Transport Combination - Zone 1		1	UNCVX	UEAL2	14.93	94.21	45.09						15.20	
	Each Additional 2-Wire VG Loop(SL2) in the same DS1 Interoffice Transport Combination - Zone 2		2	UNCVX	UEAL2	25.35	94.21	45.09						15.20	
	Each Additional 2-Wire VG Loop(SL2) in the same DS1 Interoffice Transport Combination - Zone 3		3	UNCVX	UEAL2	50.46	94.21	45.09						15.20	
	Voice Grade COCI - DS1 to DS0 Channel System combination - per month			UNCVX	1D1VG	0.6497	5.91	4.26							
	Nonrecurring Currently Combined Network Elements Switch -As-Is Charge			UNC1X	UNCCC		5.43	5.43						15.20	
4-WIRE VOICE GRADE EXTENDED LOOP WITH DEDICATED DS1 INTEROFFICE TRANSPORT (EEL)															
	First 4-Wire Analog Voice Grade Loop in a DS1 Interoffice Transport Combination - Zone 1		1	UNCVX	UEAL4	30.81	94.21	45.09						15.20	
	First 4-Wire Analog Voice Grade Loop in a DS1 Interoffice Transport Combination - Zone 2		2	UNCVX	UEAL4	38.32	94.21	45.09						15.20	
	First 4-Wire Analog Voice Grade Loop in a DS1 Interoffice Transport Combination - Zone 3		3	UNCVX	UEAL4	60.39	94.21	45.09						15.20	
	Interoffice Transport - Dedicated - DS1 combination - Per Mile Per Month			UNC1X	1L5XX	0.2652									
	Interoffice Transport - Dedicated - DS1 - Facility Termination Per Month			UNC1X	U1TF1	70.47	143.58	103.88						15.20	
	Channelization - Channel System DS1 to DS0 combination Per Month			UNC1X	MQ1	105.09	59.97	12.96							
	Voice Grade COCI - DS1 to DS0 Channel System combination - per month			UNCVX	1D1VG	0.6497	5.91	4.26							
	Additional 4-Wire Analog Voice Grade Loop in same DS1 Interoffice Transport Combination - Zone 1		1	UNCVX	UEAL4	30.81	94.21	45.09						15.20	
	Additional 4-Wire Analog Voice Grade Loop in same DS1 Interoffice Transport Combination - Zone 2		2	UNCVX	UEAL4	38.32	94.21	45.09						15.20	
	Additional 4-Wire Analog Voice Grade Loop in same DS1 Interoffice Transport Combination - Zone 3		3	UNCVX	UEAL4	60.39	94.21	45.09						15.20	
	Voice Grade COCI - DS1 to DS0 Channel System combination - per month			UNCVX	1D1VG	0.6497	5.91	4.26							
	Nonrecurring Currently Combined Network Elements Switch -As-Is Charge			UNC1X	UNCCC		5.43	5.43						15.20	
4-WIRE 56 KBPS EXTENDED DIGITAL LOOP WITH DEDICATED DS1 INTEROFFICE TRANSPORT (EEL)															
	First 4-Wire 56Kbps Digital Grade Loop in a DS1 Interoffice Transport Combination - Zone 1		1	UNCDX	UDL56	30.99	94.21	45.09						15.20	
	First 4-wire 56Kbps Digital Grade Loop in a DS1 Interoffice Transport Combination - Zone 2		2	UNCDX	UDL56	36.78	94.21	45.09						15.20	
	First 4-Wire 56Kbps Digital Grade Loop in a DS1 Interoffice Transport Combination - Zone 3		3	UNCDX	UDL56	38.92	94.21	45.09						15.20	

UNBUNDLED NETWORK ELEMENTS - Louisiana										Attachment: 2		Exhibit: B												
CATEGORY	RATE ELEMENTS	Interim	Zone	BCS	USOC	RATES (\$)	Svc Order Submitted Elec per LSR	Svc Order Submitted Manually per LSR	Incremental Charge - Manual Svc Order vs. Electronic-1st	Incremental Charge - Manual Svc Order vs. Electronic-Add'l	Incremental Charge - Manual Svc Order vs. Electronic-Disc 1st	Incremental Charge - Manual Svc Order vs. Electronic-Disc Add'l	OSS Rates (\$)											
													Rec	Nonrecurring		Nonrecurring Disconnect		SOMEc	SOMAN	SOMAN	SOMAN	SOMAN	SOMAN	
													First	Add'l	First	Add'l								
	Interoffice Transport - Dedicated - DS1 combination - Per Mile Per Month			UNC1X	1L5XX	0.2652																		
	Interoffice Transport - Dedicated - DS1 - combination Facility Termination Per Month			UNC1X	U1TF1	70.47	143.58	103.88				15.20												
	Channelization - Channel System DS1 to DS0 combination Per Month			UNC1X	MQ1	105.09	59.97	12.96																
	OCU-DP COCI (data) - DS1 to DS0 Channel System - per month (2.4-64kbs)			UNCDX	1D1DD	1.38	5.91	4.26																
	Additional 4-Wire 56Kbps Digital Grade Loopin same DS1 Interoffice Transport Combination - Zone 1		1	UNCDX	UDL56	30.99	94.21	45.09				15.20												
	Additional 4-Wire 56Kbps Digital Grade Loopin same DS1 Interoffice Transport Combination - Zone 2		2	UNCDX	UDL56	36.78	94.21	45.09				15.20												
	Additional 4-Wire 56Kbps Digital Grade Loopin same DS1 Interoffice Transport Combination - Zone 3		3	UNCDX	UDL56	38.92	94.21	45.09				15.20												
	OCU-DP COCI (data) - DS1 to DS0 Channel System - combination per month (2.4-64kbs)			UNCDX	1D1DD	1.38	5.91	4.26																
	Nonrecurring Currently Combined Network Elements Switch -As-Is Charge			UNC1X	UNCCC		5.43	5.43				15.20												
<b>4-WIRE 64 KBPS EXTENDED DIGITAL LOOP WITH DEDICATED DS1 INTEROFFICE TRANSPORT (EEL)</b>																								
	First 4-Wire 64Kbps Digital Grade Loop in a DS1 Interoffice Transport Combination - Zone 1		1	UNCDX	UDL64	30.99	94.21	45.09				15.20												
	First 4-Wire 64Kbps Digital Grade Loop in a DS1 Interoffice Transport Combination - Zone 2		2	UNCDX	UDL64	36.78	94.21	45.09				15.20												
	First 4-Wire 64Kbps Digital Grade Loop in a DS1 Interoffice Transport Combination - Zone 3		3	UNCDX	UDL64	38.92	94.21	45.09				15.20												
	Interoffice Transport - Dedicated - DS1 combination - Per Mile Per Month			UNC1X	1L5XX	0.2652																		
	Interoffice Transport - Dedicated - DS1 combination - Facility Termination Per Month			UNC1X	U1TF1	70.47	143.58	103.88				15.20												
	Channelization - Channel System DS1 to DS0 combination Per Month			UNC1X	MQ1	105.09	59.97	12.96																
	OCU-DP COCI (data) - DS1 to DS0 Channel System combination - per month (2.4-64kbs)			UNCDX	1D1DD	1.38	5.91	4.26																
	Additional 4-Wire 64Kbps Digital Grade Loopin same DS1 Interoffice Transport Combination - Zone 1		1	UNCDX	UDL64	30.99	94.21	45.09				15.20												
	Additional 4-Wire 64Kbps Digital Grade Loopin same DS1 Interoffice Transport Combination - Zone 2		2	UNCDX	UDL64	36.78	94.21	45.09				15.20												
	Additional 4-Wire 64Kbps Digital Grade Loopin same DS1 Interoffice Transport Combination - Zone 3		3	UNCDX	UDL64	38.92	94.21	45.09				15.20												
	OCU-DP COCI (data) - DS1 to DS0 Channel System combination - per month (2.4-64kbs)			UNCDX	1D1DD	1.38	5.91	4.26																
	Nonrecurring Currently Combined Network Elements Switch -As-Is Charge			UNC1X	UNCCC		5.43	5.43				15.20												
<b>4-WIRE DS1 DIGITAL EXTENDED LOOP WITH DEDICATED DS1 INTEROFFICE TRANSPORT (EEL)</b>																								
	4-Wire DS1 Digital Loop in Combination with DS1 Interoffice Transport - Zone 1		1	UNC1X	USLXX	85.70	169.22	100.89				15.20												
	4-Wire DS1 Digital Loop in Combination with DS1 Interoffice Transport - Zone 2		2	UNC1X	USLXX	194.96	169.22	100.89				15.20												
	4-Wire DS1 Digital Loop in Combination with DS1 Interoffice Transport - Zone 3		3	UNC1X	USLXX	491.94	169.22	100.89				15.20												
	Interoffice Transport - Dedicated - DS1 combination - Per Mile Per Month			UNC1X	1L5XX	0.2652																		
	Interoffice Transport - Dedicated - DS1 combination - Facility Termination Per Month			UNC1X	U1TF1	70.47	143.58	103.88				15.20												
	Nonrecurring Currently Combined Network Elements Switch -As-Is Charge			UNC1X	UNCCC		5.43	5.43				15.20												
<b>4-WIRE DS1 DIGITAL EXTENDED LOOP WITH DEDICATED DS3 INTEROFFICE TRANSPORT (EEL)</b>																								
	First DS1 Loop in DS3 Interoffice Transport Combination - Zone 1		1	UNC1X	USLXX	85.70	169.22	100.89				15.20												

UNBUNDLED NETWORK ELEMENTS - Louisiana										Attachment: 2		Exhibit: B			
CATEGORY	RATE ELEMENTS	Interim	Zone	BCS	USOC	RATES (\$)	Svc Order Submitted Elec per LSR	Svc Order Submitted Manually per LSR	Incremental Charge - Manual Svc Order vs. Electronic-1st	Incremental Charge - Manual Svc Order vs. Electronic-Add'l	Incremental Charge - Manual Svc Order vs. Electronic-Disc 1st	Incremental Charge - Manual Svc Order vs. Electronic-Disc Add'l			
													Rec	Nonrecurring	
										SOMEc	SOMAN	SOMAN	SOMAN	SOMAN	SOMAN
	First DS1Loop in DS3 Interoffice Transport Combination - Zone 2		2	UNC1X	USLXX	194.96		169.22	100.89		15.20				
	First DS1Loop in DS3 Interoffice Transport Combination - Zone 3		3	UNC1X	USLXX	491.94		169.22	100.89		15.20				
	Interoffice Transport - Dedicated - DS3 combination - Per Mile Per Month			UNC3X	1L5XX	6.04									
	Interoffice Transport - Dedicated - DS3 - Facility Termination per month			UNC3X	U1TF3	850.45		296.68	121.16		15.20				
	DS3 to DS1 Channel System combination per month			UNC3X	MQ3	201.48		107.05	48.07						
	DS3 Interface Unit (DS1 COCI) combination per month			UNC1X	UC1D1	11.78		5.91	4.26						
	Additional DS1Loop in DS3 Interoffice Transport Combination - Zone 1		1	UNC1X	USLXX	85.70		169.22	100.89		15.20				
	Additional DS1Loop in DS3 Interoffice Transport Combination - Zone 2		2	UNC1X	USLXX	194.96		169.22	100.89		15.20				
	Additional DS1Loop in DS3 Interoffice Transport Combination - Zone 3		3	UNC1X	USLXX	491.94		169.22	100.89		15.20				
	DS3 Interface Unit (DS1 COCI) combination per month			UNC1X	UC1D1	11.78		5.91	4.26						
	Nonrecurring Currently Combined Network Elements Switch -As-Is Charge			UNC3X	UNCCC			5.43	5.43		15.20				
	<b>2-WIRE VOICE GRADE EXTENDED LOOP/ 2 WIRE VOICE GRADE INTEROFFICE TRANSPORT (EEL)</b>														
	2-WireVG Loop used with 2-wire VG Interoffice Transport Combination - Zone 1		1	UNCVX	UEAL2	14.93		94.21	45.09		15.20				
	2-WireVG Loop used with 2-wire VG Interoffice Transport Combination - Zone 2		2	UNCVX	UEAL2	25.35		94.21	45.09		15.20				
	2-WireVG Loop used with 2-wire VG Interoffice Transport Combination - Zone 3		3	UNCVX	UEAL2	50.46		94.21	45.09		15.20				
	Interoffice Transport - Dedicated - 2-wire VG combination - Per Mile Per Month			UNCVX	1L5XX	0.013									
	Interoffice Transport - Dedicated - 2- Wire Voice Grade combination - Facility Termination per month			UNCVX	U1TV2	22.60		72.60	41.75		15.20				
	Nonrecurring Currently Combined Network Elements Switch -As-Is Charge			UNCVX	UNCCC			5.43	5.43		15.20				
	<b>4-WIRE VOICE GRADE EXTENDED LOOP/ 4 WIRE VOICE GRADE INTEROFFICE TRANSPORT (EEL)</b>														
	4-WireVG Loop used with 4-wire VG Interoffice Transport Combination - Zone 1		1	UNCVX	UEAL4	30.81		94.21	45.09		15.20				
	4-WireVG Loop used with 4-wire VG Interoffice Transport Combination - Zone 2		2	UNCVX	UEAL4	38.32		94.21	45.09		15.20				
	4-WireVG Loop used with 4-wire VG Interoffice Transport Combination - Zone 3		3	UNCVX	UEAL4	60.39		94.21	45.09		15.20				
	Interoffice Transport - Dedicated - 4-wire VG combination - Per Mile Per Month			UNCVX	1L5XX	0.013									
	Interoffice Transport - Dedicated - 4- Wire Voice Grade combination - Facility Termination per month			UNCVX	U1TV4	19.81		72.60	41.75		15.20				
	Nonrecurring Currently Combined Network Elements Switch -As-Is Charge			UNCVX	UNCCC			5.43	5.43		15.20				
	<b>DS3 DIGITAL EXTENDED LOOP WITH DEDICATED DS3 INTEROFFICE TRANSPORT (EEL)</b>														
	High Capacity Unbundled Local Loop - DS3 combination - Per Mile per month			UNC3X	1L5ND	10.04									
	High Capacity Unbundled Local Loop - DS3 combination - Facility Termination per month			UNC3X	UE3PX	362.34		188.45	125.51						
	Interoffice Transport - Dedicated - DS3 - Per Mile per month			UNC3X	1L5XX	6.04									
	Interoffice Transport - Dedicated - DS3 combination - Facility Termination per month			UNC3X	U1TF3	850.45		296.68	121.16		15.20				
	Nonrecurring Currently Combined Network Elements Switch -As-Is Charge			UNC3X	UNCCC			5.43	5.43		15.20				
	<b>STS1 DIGITAL EXTENDED LOOP WITH DEDICATED STS1 INTEROFFICE TRANSPORT (EEL)</b>														
	High Capacity Unbundled Local Loop - STS1 combination - Per Mile per month			UNCSX	1L5ND	10.04									



UNBUNDLED NETWORK ELEMENTS - Louisiana										Attachment: 2		Exhibit: B			
CATEGORY	RATE ELEMENTS	Interim	Zone	BCS	USOC	RATES (\$)	Svc Order Submitted Elec per LSR	Svc Order Submitted Manually per LSR	Incremental Charge - Manual Svc Order vs. Electronic-1st	Incremental Charge - Manual Svc Order vs. Electronic-Add'l	Incremental Charge - Manual Svc Order vs. Electronic-Disc 1st	Incremental Charge - Manual Svc Order vs. Electronic-Disc Add'l			
													Rec	Nonrecurring	
										SOMEc	SOMAN	SOMAN	SOMAN	SOMAN	SOMAN
	4-wire 56 kbps Loop/4-wire 56 kbps Interoffice Transport Combination - Zone 3		3	UNCDX	UDL56	38.92		94.21	45.09		15.20				
	Interoffice Transport - Dedicated - 4-wire 56 kbps combination - Per Mile			UNCDX	1L5XX	0.013									
	Interoffice Transport - Dedicated - 4-wire 56 kbps combination - Facility Termination			UNCDX	U1TD5	15.61		72.60	41.75		15.20				
	Nonrecurring Currently Combined Network Elements Switch -As-Is Charge			UNCDX	UNCCC			5.43	5.43		15.20				
<b>4-WIRE 64 KBPS DIGITAL EXTENDED LOOP WITH 64 KBPS INTEROFFICE TRANSPORT (EEL)</b>															
	4-wire 64 kbps Loop/4-wire 64 kbps Interoffice Transport Combination - Zone 1		1	UNCDX	UDL64	30.99		94.21	45.09		15.20				
	4-wire 64 kbps Loop/4-wire 64 kbps Interoffice Transport Combination - Zone 2		2	UNCDX	UDL64	36.78		94.21	45.09		15.20				
	4-wire 64 kbps Loop/4-wire 64 kbps Interoffice Transport Combination - Zone 3		3	UNCDX	UDL64	38.92		94.21	45.09		15.20				
	Interoffice Transport - Dedicated - 4-wire 64 kbps combination - Per Mile			UNCDX	1L5XX	0.013									
	Interoffice Transport - Dedicated - 4-wire 64 kbps combination - Facility Termination			UNCDX	U1TD6	15.61		72.60	41.75		15.20				
	Nonrecurring Currently Combined Network Elements Switch -As-Is Charge			UNCDX	UNCCC			5.43	5.43		15.20				
<b>ADDITIONAL NETWORK ELEMENTS</b>															
<b>When used as a part of a currently combined facility, the non-recurring charges do not apply, but a Switch As Is charge does apply.</b>															
<b>When used as ordinarily combined network elements in All States, the non-recurring charges apply and the Switch As Is Charge does not.</b>															
<b>Nonrecurring Currently Combined Network Elements "Switch As Is" Charge (One applies to each combination)</b>															
	Nonrecurring Currently Combined Network Elements Switch -As-Is Charge - 2 wire/4-Wire VG			UNCVX	UNCCC			5.43	5.43		15.20				
	Nonrecurring Currently Combined Network Elements Switch -As-Is Charge - 56/64 kbps			UNCDX	UNCCC			5.43	5.43		15.20				
	Nonrecurring Currently Combined Network Elements Switch -As-Is Charge - DS1			UNC1X	UNCCC			5.43	5.43		15.20				
	Nonrecurring Currently Combined Network Elements Switch -As-Is Charge - DS3			UNC3X	UNCCC			5.43	5.43		15.20				
	Nonrecurring Currently Combined Network Elements Switch -As-Is Charge - STS1			UNCSX	UNCCC			5.43	5.43		15.20				
<b>NOTE: Local Channel - Dedicated Transport - minimum billing period - Below DS3=one month, DS3 and above=four months</b>															
	Local Channel - Dedicated - 2-Wire Voice Grade			UNCVX	ULDV2	18.32		187.51	32.21						
	Local Channel - Dedicated - 4-Wire Voice Grade			UNCVX	ULDV4	19.41		187.94	32.63						
	Local Channel - Dedicated - DS1 per month Zone 1		1	UNC1X	ULDF1	39.18		172.34	149.27		15.20				
	Local Channel - Dedicated -DS1 Per Month Zone 2		2	UNC1X	ULDF1	121.58		172.34	149.27		15.20				
	Local Channel - Dedicated - DS1- Per Month Zone 3		3	UNC1X	ULDF1	70.02		172.34	149.27		15.20				
	Local Channel - Dedicated - DS3 - Per Mile per month			UNC3X	1L5NC	7.82									
	Local Channel - Dedicated - DS3 - Facility Termination			UNC3X	ULDF3	469.44		438.46	256.30		15.20				
	Local Channel - Dedicated - STS-1- Per Mile per month			UNCSX	1L5NC	7.82					15.20				
	Local Channel - Dedicated - STS-1 - Facility Termination			UNCSX	ULDFS	457.22		438.46	256.30						
<b>Optional Features &amp; Functions:</b>															
<b>MULTIPLEXERS</b>															
<b>NOTE: minimum billing period is one month for DS1 to DS0 Channel System and interfaces</b>															
<b>NOTE: minimum billing period is three months for DS3 to DS1 and above Channel System and interfaces</b>															
	Channelization - DS1 to DS0 Channel System			UXTD1	MQ1	105.09		88.41	60.76		15.20				
	OCU-DP COCI (data) - DS1 to DS0 Channel System - per month (2.4-64kbs)			UDL	1D1DD	1.38		6.39	4.58		15.20				
	2-wire ISDN COCI (BRITE) - DS1 to DS0 Channel System - per month			UDN	UC1CA	2.96		6.39	4.58		15.20				
	Voice Grade COCI - DS1 to DS0 Channel System - per month			UEA	1D1VG	0.6497		6.39	4.58		15.20				
	DS3 to DS1 Channel System per month			UXTD3	MQ3	201.48		172.99	91.25		15.20				
	STS1 to DS1 Channel System per month			UXTS1	MQ3	201.48		172.99	91.25		15.20				
	DS3 Interface Unit (DS1 COCI) used with Loop per month			USL	UC1D1	11.78		6.39	4.58		15.20				



UNBUNDLED NETWORK ELEMENTS - Louisiana										Attachment: 2		Exhibit: B			
CATEGORY	RATE ELEMENTS	Interim	Zone	BCS	USOC	RATES (\$)				Svc Order Submitted Elec per LSR	Svc Order Submitted Manually per LSR	Incremental Charge - Manual Svc Order vs. Electronic-1st	Incremental Charge - Manual Svc Order vs. Electronic-Add'l	Incremental Charge - Manual Svc Order vs. Electronic-Disc 1st	Incremental Charge - Manual Svc Order vs. Electronic-Disc Add'l
						Rec	Nonrecurring		Nonrecurring Disconnect						
							First	Add'l	First	Add'l	SOMEc	SOMAN	SOMAN	SOMAN	SOMAN
	DS3 Interface Unit (DS1 COCI) used with Local Channel per month			ULDD1	UC1D1	11.78	6.39	4.58							
	DS3 Interface Unit (DS1 COCI) used with Interoffice Channel per month			U1TD1	UC1D1	11.78	6.39	4.58							
	<b>Access to DCS - Customer Reconfiguration (FlexServ)</b>														
	<b>Sub-Loop Feeder</b>														
	Unbundled Sub-Loop Feeder Loop, 4-Wire DS1 - Statewide		sw	UNC1X	USBFG										
	Unbundled Sub-Loop Feeder Loop, 4-Wire DS1 - Zone 1		1	UNC1X	USBFG	55.38	98.15	61.77							
	Unbundled Sub-Loop Feeder Loop, 4-Wire DS1 - Zone 2		2	UNC1X	USBFG	167.83	98.15	61.77							
	Unbundled Sub-Loop Feeder Loop, 4-Wire DS1 - Zone 3		3	UNC1X	USBFG	469.87	98.15	61.77							
	Unbundled Sub-Loop Feeder Loop, 4-Wire DS1 - Zone 4		4	UNC1X	USBFG										
	<b>UNBUNDLED LOCAL EXCHANGE SWITCHING(PORTS)</b>														
	<b>Exchange Ports</b>														
	<b>NOTE: Although the Port Rate includes all available features in GA, KY, LA &amp; TN, the desired features will need to be ordered using retail USOCs</b>														
	<b>2-WIRE VOICE GRADE LINE PORT RATES (RES)</b>														
	Exchange Ports - 2-Wire Analog Line Port- Res.			UEPSR	UEPRL	1.52	2.31	2.21				15.20			
	Exchange Ports - 2-Wire Analog Line Port with Caller ID - Res.			UEPSR	UEPRC	1.52	2.31	2.21				15.20			
	Exchange Ports - 2-Wire Analog Line Port outgoing only - Res.			UEPSR	UEPRO	1.52	2.31	2.21				15.20			
	Exchange Ports - 2-Wire VG unbundled LA extended local dialing parity Port with Caller ID - Res.			UEPSR	UEPAS	1.52	2.31	2.21				15.20			
	Exchange Ports - 2-Wire VG unbundled Louisiana Area Plus with Caller ID - Res (RUL)			UEPSR	UEPAG	1.52	2.31	2.21				15.20			
	Exchange Ports - 2-Wire VG unbundled res, low usage line port with Caller ID (LUM)			UEPSR	UEPAP	1.52	2.31	2.21				15.20			
	Exchange Ports - 2-Wire VG Louisiana Residence Dialing Plan without Caller ID			UEPSR	UEPWG	1.52	2.31	2.21				15.20			
	Exchange Ports - 2-Wire VG Louisiana Residence Area Plus without Caller ID			UEPSR	UEPRQ	1.52	2.31	2.21				15.20			
	2-Wire voice unbundled Low Usage Line Port without Caller ID Capability			UEPSR	UEPRT	1.52	2.31	2.21				15.20			
	Subsequent Activity			UEPSR	USASC	0.00	0.00	0.00				15.20			
	<b>FEATURES</b>														
	All Available Vertical Features			UEPSR	UEPVF	0.00	0.00	0.00				15.20			
	<b>2-WIRE VOICE GRADE LINE PORT RATES (BUS)</b>														
	Exchange Ports - 2-Wire Analog Line Port without Caller ID - Bus			UEPSB	UEPBL	1.52	2.31	2.21				15.20			
	Exchange Ports - 2-Wire VG unbundled Line Port with unbundled port with Caller+E484 ID - Bus.			UEPSB	UEPBC	1.52	2.31	2.21				15.20			
	Exchange Ports - 2-Wire Analog Line Port outgoing only - Bus.			UEPSB	UEPBO	1.52	2.31	2.21				15.20			
	Exchange Ports - 2-Wire VG unbundled LA extended local dialing parity Port with Caller ID - Bus.			UEPSB	UEPAX	1.52	2.31	2.21				15.20			
	Exchange Ports - 2-Wire VG unbundled incoming only port with Caller ID - Bus			UEPSB	UEPB1	1.52	2.31	2.21				15.20			
	Exchange Ports - 2-Wire VG unbundled Louisiana Bus Area Calling Port with Caller ID - Bus (BUC)			UEPSB	UEPAA	1.52	2.31	2.21				15.20			
	Exchange Ports - 2-Wire Voice Louisiana Business Dialing Plan without Caller ID			UEPSB	UEPWH	1.52	2.31	2.21				15.20			
	Exchange Ports - 2-Wire Voice Louisiana Business Area Calling Port without Caller ID			UEPSB	UEPBA	1.52	2.31	2.21				15.20			
	2-Wire voice unbundled Incoming Only Port without Caller ID Capability			UEPSB	UEPBE	1.52	2.31	2.21				15.20			
	Subsequent Activity			UEPSB	USASC	0.00	0.00	0.00				15.20			
	<b>FEATURES</b>														
	All Available Vertical Features			UEPSB	UEPVF	0.00	0.00	0.00				15.20			
	<b>EXCHANGE PORT RATES (DID &amp; PBX)</b>														
	2-Wire VG Unbundled 2-Way PBX Trunk - Res			UEPSE	UEPRD	1.52	30.37	14.42				15.20			





UNBUNDLED NETWORK ELEMENTS - Louisiana							Attachment: 2		Exhibit: B			
CATEGORY	RATE ELEMENTS	Interim	Zone	BCS	USOC	RATES (\$)	Svc Order Submitted Elec per LSR	Svc Order Submitted Manually per LSR	Incremental Charge - Manual Svc Order vs. Electronic-1st	Incremental Charge - Manual Svc Order vs. Electronic-Add'l	Incremental Charge - Manual Svc Order vs. Electronic-Disc 1st	Incremental Charge - Manual Svc Order vs. Electronic-Disc Add'l
	2-Wire Voice Grade Loop/Line Port Combination - Subsequent Activity			UEPRX	USAS2	0.00	0.00	0.00				15.20
<b>2-WIRE VOICE GRADE LOOP WITH 2-WIRE LINE PORT (BUS)</b>												
<b>UNE Port/Loop Combination Rates</b>												
	2-Wire VG Loop/Port Combo - Zone 1		1			13.13						
	2-Wire VG Loop/Port Combo - Zone 2		2			23.75					20.00	
	2-Wire VG Loop/Port Combo - Zone 3		3			49.62						
<b>UNE Loop Rates</b>												
	2-Wire Voice Grade Loop (SL1) - Zone 1		1	UEPBX	UEPLX	11.77						
	2-Wire Voice Grade Loop (SL1) - Zone 2		2	UEPBX	UEPLX	22.39						
	2-Wire Voice Grade Loop (SL1) - Zone 3		3	UEPBX	UEPLX	48.26						
<b>2-Wire Voice Grade Line Port (Bus)</b>												
	2-Wire voice unbundled port without Caller ID - bus			UEPBX	UEPBL	1.36	38.85	19.08				15.20
	2-Wire voice unbundled port with Caller + E484 ID - bus			UEPBX	UEPBC	1.36	38.85	19.08				15.20
	2-Wire voice unbundled port outgoing only - bus			UEPBX	UEPBO	1.36	38.85	19.08				15.20
	2-Wire voice Grade unbundled Louisiana extended local dialing parity port with Caller ID - bus			UEPBX	UEPAX	1.36	38.85	19.08				15.20
	2-Wire voice unbundled incoming only port with Caller ID - Bus			UEPBX	UEPB1	1.36	38.85	19.08				15.20
	2-Wire voice unbundled Louisiana Bus Area Calling Port with Caller ID (BUC)			UEPBX	UEPAA	1.36	38.85	19.08				15.20
	2-Wire Voice Unbundled Louisiana Business Dialing Plan without Caller ID			UEPBX	UEPWH	1.36	38.85	19.08				15.20
	2-Wire voice unbundled Louisiana Business Area Calling Port without Caller ID Capability			UEPBX	UEPBA	1.36	38.85	19.08				15.20
	2-Wire voice unbundled Incoming Only Port without Caller ID Capability			UEPBX	UEPBE	1.36	38.85	19.08				15.20
<b>LOCAL NUMBER PORTABILITY</b>												
	Local Number Portability (1 per port)			UEPBX	LNPCX	0.35						
<b>FEATURES</b>												
	All Features Offered			UEPBX	UEPVF	0.00	0.00	0.00				15.20
<b>NONRECURRING CHARGES (NRCs) - CURRENTLY COMBINED</b>												
	2-Wire Voice Grade Loop / Line Port Combination - Conversion - Switch-as-is			UEPBX	USAC2		0.10	0.10				15.20
	2-Wire Voice Grade Loop / Line Port Combination - Conversion - Switch with change			UEPBX	USACC		0.10	0.10				15.20
<b>ADDITIONAL NRCs</b>												
	2-Wire Voice Grade Loop/Line Port Combination - Subsequent Activity			UEPBX	USAS2		0.00	0.00				15.20
<b>2-WIRE VOICE GRADE LOOP WITH 2-WIRE LINE PORT (RES - PBX)</b>												
<b>UNE Port/Loop Combination Rates</b>												
	2-Wire VG Loop/Port Combo - Zone 1		1			13.13						
	2-Wire VG Loop/Port Combo - Zone 2		2			23.75						
	2-Wire VG Loop/Port Combo - Zone 3		3			49.62						
<b>UNE Loop Rates</b>												
	2-Wire Voice Grade Loop (SL 1) - Zone 1		1	UEPRG	UEPLX	11.77						
	2-Wire Voice Grade Loop (SL 1) - Zone 2		2	UEPRG	UEPLX	22.39						
	2-Wire Voice Grade Loop (SL 1) - Zone 3		3	UEPRG	UEPLX	48.26						
<b>2-Wire Voice Grade Line Port Rates (RES - PBX)</b>												
	2-Wire VG Unbundled Combination 2-Way PBX Trunk Port - Res			UEPRG	UEPRD	1.36	66.91	31.29				15.20
<b>LOCAL NUMBER PORTABILITY</b>												
	Local Number Portability (1 per port)			UEPRG	LNPCP	3.15	0.00	0.00				15.20
<b>FEATURES</b>												
	All Features Offered			UEPRG	UEPVF	0.00	0.00	0.00				15.20
<b>NONRECURRING CHARGES (NRCs) - CURRENTLY COMBINED</b>												
	2-Wire Voice Grade Loop/ Line Port Combination (PBX) - Conversion - Switch-As-Is			UEPRG	USAC2		7.68	1.85				15.20
	2-Wire Voice Grade Loop/ Line Port Combination (PBX) - Conversion - Switch with Change			UEPRG	USACC		7.68	1.85				15.20

UNBUNDLED NETWORK ELEMENTS - Louisiana										Attachment: 2		Exhibit: B												
CATEGORY	RATE ELEMENTS	Interim	Zone	BCS	USOC	RATES (\$)	Svc Order Submitted Elec per LSR	Svc Order Submitted Manually per LSR	Incremental Charge - Manual Svc Order vs. Electronic-1st	Incremental Charge - Manual Svc Order vs. Electronic-Add'l	Incremental Charge - Manual Svc Order vs. Electronic-Disc 1st	Incremental Charge - Manual Svc Order vs. Electronic-Disc Add'l												
													Rec	Nonrecurring		Nonrecurring Disconnect		OSS Rates (\$)						
							First	Add'l	First	Add'l	SOMEC	SOMAN	SOMAN	SOMAN	SOMAN	SOMAN								
<b>ADDITIONAL NRCs</b>																								
	2-Wire Voice Grade Loop/ Line Port Combination (PBX) - Subsequent Activity			UEPRG	USAS2	0.00	0.00	0.00				15.20												
	PBX Subsequent Activity - Change/Rearrange Multiline Hunt Group						7.11	7.11				15.20												
<b>2-WIRE VOICE GRADE LOOP WITH 2-WIRE LINE PORT (BUS - PBX) UNE Port/Loop Combination Rates</b>																								
	2-Wire VG Loop/Port Combo - Zone 1		1			13.13																		
	2-Wire VG Loop/Port Combo - Zone 2		2			23.75																		
	2-Wire VG Loop/Port Combo - Zone 3		3			49.62																		
<b>UNE Loop Rates</b>																								
	2-Wire Voice Grade Loop (SL 1) - Zone 1		1	UEPPX	UEPLX	11.77																		
	2-Wire Voice Grade Loop (SL 1) - Zone 2		2	UEPPX	UEPLX	22.39																		
	2-Wire Voice Grade Loop (SL 1) - Zone 3		3	UEPPX	UEPLX	48.26																		
<b>2-Wire Voice Grade Line Port Rates (BUS - PBX)</b>																								
	Line Side Unbundled Combination 2-Way PBX Trunk Port - Bus			UEPPX	UEPPC	1.36	66.91	31.29				15.20												
	Line Side Unbundled Outward PBX Trunk Port - Bus			UEPPX	UEPPO	1.36	66.91	31.29				15.20												
	Line Side Unbundled Incoming PBX Trunk Port - Bus			UEPPX	UEPP1	1.36	66.91	31.29				15.20												
	2-Wire Voice Unbundled 2-Way Combination PBX Louisiana Calling Port			UEPPX	UEPL2	1.36	66.91	31.29				15.20												
	2-Wire Voice Unbundled PBX LD Terminal Ports			UEPPX	UEPLD	1.36	66.91	31.29				15.20												
	2-Wire Voice Unbundled 2-Way Combination PBX Usage Port			UEPPX	UEPXA	1.36	66.91	31.29				15.20												
	2-Wire Voice Unbundled PBX Toll Terminal Hotel Ports			UEPPX	UEPXB	1.36	66.91	31.29				15.20												
	2-Wire Voice Unbundled PBX LD DDD Terminals Port			UEPPX	UEPXC	1.36	66.91	31.29				15.20												
	2-Wire Voice Unbundled PBX LD Terminal Switchboard Port			UEPPX	UEPXD	1.36	66.91	31.29				15.20												
	2-Wire Voice Unbundled PBX LD Terminal Switchboard IDD Capable Port			UEPPX	UEPXE	1.36	66.91	31.29				15.20												
	2-Wire Voice Unbundled 2-Way PBX Louisiana Local Optional Calling Port			UEPPX	UEPXK	1.36	66.91	31.29				15.20												
	2-Wire Voice Unbundled 2-Way PBX Hotel/Hospital Economy Administrative Calling Port			UEPPX	UEPXL	1.36	66.91	31.29				15.20												
	2-Wire Voice Unbundled 2-Way PBX Hotel/Hospital Economy Room Calling Port			UEPPX	UEPXM	1.36	66.91	31.29				15.20												
	2-Wire Voice Unbundled 1-Way Outgoing PBX Hotel/Hospital Discount Room Calling Port			UEPPX	UEPXO	1.36	66.91	31.29				15.20												
	2-Wire Voice Unbundled 1-Way Outgoing PBX Louisiana Local Discount Calling Port			UEPPX	UEPXP	1.36	66.91	31.29				15.20												
	2-Wire Voice Unbundled 1-Way Outgoing PBX Measured Port			UEPPX	UEPXS	1.36	66.91	31.29				15.20												
<b>LOCAL NUMBER PORTABILITY</b>																								
	Local Number Portability (1 per port)			UEPPX	LNPCP	3.15	0.00	0.00				15.20												
<b>FEATURES</b>																								
	All Features Offered			UEPPX	UEPVF	0.00	0.00	0.00				15.20												
<b>NONRECURRING CHARGES (NRCs) - CURRENTLY COMBINED</b>																								
	2-Wire Voice Grade Loop/ Line Port Combination (PBX) - Conversion - Switch-As-Is			UEPPX	USAC2		7.68	1.85				15.20												
	2-Wire Voice Grade Loop/ Line Port Combination (PBX) - Conversion - Switch with Change			UEPPX	USACC		7.68	1.85				15.20												
<b>ADDITIONAL NRCs</b>																								
	2-Wire Voice Grade Loop/ Line Port Combination (PBX) - Subsequent Activity			UEPPX	USAS2	0.00	0.00	0.00				15.20												
	PBX Subsequent Activity - Change/Rearrange Multiline Hunt Group						7.11	7.11				15.20												
<b>2-WIRE VOICE GRADE LOOP WITH 2-WIRE ANALOG LINE COIN PORT UNE Port/Loop Combination Rates</b>																								
	2-Wire VG Coin Port/Loop Combo - Zone 1		1			13.13																		
	2-Wire VG Coin Port/Loop Combo - Zone 2		2			23.75																		
	2-Wire VG Coin Port/Loop Combo - Zone 3		3			49.62																		
<b>UNE Loop Rates</b>																								

UNBUNDLED NETWORK ELEMENTS - Louisiana										Attachment: 2		Exhibit: B			
CATEGORY	RATE ELEMENTS	Interim	Zone	BCS	USOC	RATES (\$)	Svc Order Submitted Elec per LSR	Svc Order Submitted Manually per LSR	Incremental Charge - Manual Svc Order vs. Electronic-1st	Incremental Charge - Manual Svc Order vs. Electronic-Add'l	Incremental Charge - Manual Svc Order vs. Electronic-Disc 1st	Incremental Charge - Manual Svc Order vs. Electronic-Disc Add'l			
													Rec	Nonrecurring	
										SOMEc	SOMAN	SOMAN	SOMAN	SOMAN	SOMAN
	2-Wire Voice Grade Loop (SL1) - Zone 1		1	UEPCO	UEPLX	11.77									
	2-Wire Voice Grade Loop (SL1) - Zone 2		2	UEPCO	UEPLX	22.39									
	2-Wire Voice Grade Loop (SL1) - Zone 3		3	UEPCO	UEPLX	48.26									
	<b>2-Wire Voice Grade Line Ports (COIN)</b>														
	2-Wire Coin 2-Way without Operator Screening and without Blocking (AL, KY, LA, MS)			UEPCO	UEPRF	1.36	38.85	19.08			15.20				
	2-Wire Coin 2-Way with Operator Screening and Blocking: 011, 900/976, 1+DDD (AL, KY, LA, MS)			UEPCO	UEPRA	1.36	38.85	19.08			15.20				
	2-Wire Coin 2-Way with Operator Screening and 011 Blocking (AL, LA, MS)			UEPCO	UEPRB	1.36	38.85	19.08			15.20				
	2-Wire Coin 2-Way with Operator Screening & Blocking: 900/976, 1+DDD, 011+, & Local (AL, KY, LA, MS)			UEPCO	UEPCD	1.36	38.85	19.08			15.20				
	2-Wire Coin Outward without Blocking and without Operator Screening (KY, LA, MS)			UEPCO	UEPRN	1.36	38.85	19.08			15.20				
	2-Wire Coin Outward with Operator Screening and 011 Blocking (LA)			UEPCO	UEPLA	1.36	38.85	19.08			15.20				
	2-Wire Coin Outward with Operator Screening and Blocking: 011, 900/976, 1+DDD (AL, KY, LA, MS)			UEPCO	UEPRH	1.36	38.85	19.08			15.20				
	2-Wire Coin Outward Operator Screening & Blocking: 900/976, 1+DDD, 011+, and Local (AL, KY, LA, MS)			UEPCO	UEPCN	1.36	38.85	19.08			15.20				
	2-Wire Coin 2-Way Smartline with 900/976 (Louisiana only)			UEPCO	UEPNA	1.36	38.85	19.08			15.20				
	2-Wire Coin Outward Smartline with 900/976 (Louisiana only)			UEPCO	UEPCB	1.36	38.85	19.08			15.20				
	<b>ADDITIONAL UNE COIN PORT/LOOP (RC)</b>														
	UNE Coin Port/Loop Combo Usage (Flat Rate)			UEPCO	URECU	1.81	0.00	0.00	0.00	0.00	15.20				
	<b>LOCAL NUMBER PORTABILITY</b>														
	Local Number Portability (1 per port)			UEPCO	LNPCX	0.35									
	<b>NONRECURRING CHARGES - CURRENTLY COMBINED</b>														
	2-Wire Voice Grade Loop / Line Port Combination - Conversion - Switch-as-is			UEPCO	USAC2		0.10	0.10			15.20				
	2-Wire Voice Grade Loop / Line Port Combination - Conversion - Switch with change			UEPCO	USACC		0.10	0.10			15.20				
	<b>ADDITIONAL NRCS</b>														
	2-Wire Voice Grade Loop/Line Port Combination - Subsequent Activity			UEPCO	USAS2		0.00	0.00			15.20				
	<b>2-WIRE VOICE LOOP/ 2WIRE VOICE GRADE IO TRANSPORT/ 2-WIRE LINE PORT (RES)</b>														
	<b>UNE Port/Loop Combination Rates</b>														
	2-Wire VG Loop/IO Transport/Port Combo - Zone 1		1			16.45									
	2-Wire VG Loop/IO Transport/Port Combo - Zone 2		2			26.87									
	2-Wire VG Loop/IO Transport/Port Combo - Zone 3		3			51.98									
	<b>UNE Loop Rates</b>														
	2-Wire Voice Grade Loop (SL2) - Zone 1		1	UEPFR	UECF2	14.93									
	2-Wire Voice Grade Loop (SL2) - Zone 2		2	UEPFR	UECF2	25.35									
	2-Wire Voice Grade Loop (SL2) - Zone 3		3	UEPFR	UECF2	50.46									
	<b>2-Wire Voice Grade Line Port Rates (Res)</b>														
	2-Wire voice unbundled port - residence			UEPFR	UEPRL	1.52	104.41	67.93			15.20				
	2-Wire voice unbundled port with Caller ID - res			UEPFR	UEPRC	1.52	104.41	67.93			15.20				
	2-Wire voice unbundled port outgoing only - res			UEPFR	UEPRO	1.52	104.41	67.93			15.20				
	2-Wire voice Grade unbundled Louisiana extended local dialing parity port with Caller ID - res			UEPFR	UEPAS	1.52	104.41	67.93			15.20				
	2-Wire voice unbundled Louisiana Area Plus with Caller ID - res (RUL)			UEPFR	UEPAG	1.52	104.41	67.93			15.20				
	2-Wire voice unbundles res, low usage line port with Caller ID (LUM)			UEPFR	UEPAP	1.52	104.41	67.93			15.20				
	2-Wire Voice Unbundled Louisiana Residence Dialing Plan without Caller ID			UEPFR	UEPWG	1.52	104.41	67.93			15.20				
	<b>INTEROFFICE TRANSPORT</b>														
	Interoffice Transport - Dedicated - 2 Wire Voice Grade - Facility Termination			UEPFR	U1TV2	22.60	39.36	26.62			15.20				













UNBUNDLED NETWORK ELEMENTS - Louisiana										Attachment: 2		Exhibit: B																									
CATEGORY	RATE ELEMENTS	Interim	Zone	BCS	USOC	RATES (\$)	Svc Order Submitted Elec per LSR	Svc Order Submitted Manually per LSR	Incremental Charge - Manual Svc Order vs. Electronic-1st	Incremental Charge - Manual Svc Order vs. Electronic-Add'l	Incremental Charge - Manual Svc Order vs. Electronic-Disc 1st	Incremental Charge - Manual Svc Order vs. Electronic-Disc Add'l	OSS Rates (\$)																								
													Rec	Nonrecurring First	Nonrecurring Add'l	Nonrecurring Disconnect First	Nonrecurring Disconnect Add'l	SOMEc	SOMAN	SOMAN	SOMAN	SOMAN															
<b>Exchange Ports</b>																																					
	Line Side Combination Channelized PBX Trunk Port - Business			UEPPX	UEPCX	1.52			0.00	0.00	0.00	0.00			15.20																						
	Line Side Outward Channelized PBX Trunk Port - Business			UEPPX	UEPOX	1.52			0.00	0.00	0.00	0.00			15.20																						
	Line Side Inward Only Channelized PBX Trunk Port without DID			UEPPX	UEP1X	1.52			0.00	0.00	0.00	0.00			15.20																						
	2-Wire Trunk Side Unbundled Channelized DID Trunk Port			UEPPX	UEPDM	8.29			0.00	0.00	0.00	0.00			15.20																						
	Unbundled Exchange Ports, 2-Wire Channelized – Outdial – (AL, KY, LA, MS, & TN)(Conversion from Network Access Service)			UEPPX	UEPCY	1.52			0.00	0.00	0.00	0.00			15.20																						
	Unbundled Exchange Ports, 2-Wire Channelized – Combination (AL, KY, LA, MS, & TN) (Conversion from Network Access Service)			UEPPX	UEPCT	1.52			0.00	0.00	0.00	0.00			15.20																						
	Unbundled Exchange Ports, 2-Wire Channelized – Outdial – Louisiana Only – Calling Plan			UEPPX	UEPC2	1.52			0.00	0.00	0.00	0.00			15.20																						
	Unbundled Exchange Ports, 2-Wire Channelized – Two Way - Louisiana Only – Calling Plan			UEPPX	UEPC3	1.52			0.00	0.00	0.00	0.00			15.20																						
<b>Feature Activations - Unbundled Loop Concentration</b>																																					
	Feature (Service) Activation for each Line Port Terminated in D4 Bank			UEPPX	1PQWM	0.6497			25.36	13.40					15.20																						
	Feature (Service) Activation for each Trunk Port Terminated in D4 Bank			UEPPX	1PQWU	0.6497			78.05	18.40					15.20																						
<b>Telephone Number/ Group Establishment Charges for DID Service</b>																																					
	DID Trunk Termination (1 per Port)			UEPPX	NDT	0.00			0.00	0.00					15.20																						
	DID Numbers - groups of 20 - Valid all States			UEPPX	ND4	0.00			0.00	0.00					15.20																						
	Non-Consecutive DID Numbers - per number			UEPPX	ND5	0.00			0.00	0.00					15.20																						
	Reserve Non-Consecutive DID Numbers			UEPPX	ND6	0.00			0.00	0.00					15.20																						
	Reserve DID Numbers			UEPPX	NDV	0.00			0.00	0.00					15.20																						
<b>Local Number Portability</b>																																					
	Local Number Portability - 1 per port			UEPPX	LNPCP	3.15			0.00	0.00																											
<b>FEATURES - Vertical and Optional</b>																																					
<b>Local Switching Features Offered with Line Side Ports Only</b>																																					
	All Features Available			UEPPX	UEPVF	0.00			0.00	0.00					15.20																						
<b>UNBUNDLED PORT LOOP COMBINATIONS - MARKET RATES</b>																																					
Market Rates shall apply where BellSouth is not required to provide unbundled local switching or switch ports per FCC and/or State Commission rules.																																					
This includes:																																					
Unbundled port/loop combinations that are Currently Combined or Not Currently Combined in Zone 1 of the Top 8 MSAs in BellSouth's region for end users with 4 or more DS0 equivalent lines.																																					
The Top 8 MSAs in BellSouth's region are: FL (Orlando, Ft. Lauderdale, Miami); GA (Atlanta); LA (New Orleans); NC (Greensboro-Winston Salem-Highpoint/Charlotte-Gastonia-Rock Hill); TN (Nashville).																																					
BellSouth currently is developing the billing capability to mechanically bill the recurring and non-recurring Market Rates in this section except for nonrecurring charges for not currently combined in FL and NC. In the interim where BellSouth cannot bill Market Rates, BellSouth shall bill the rates in the Cost-Based section preceding in lieu of the Market Rates and reserves the right to true-up the billing difference.																																					
The Market Rate for unbundled ports includes all available features in all states.																																					
End Office and Tandem Switching Usage and Common Transport Usage rates in the Port section of this rate exhibit shall apply to all combinations of loop/port network elements except for UNE Coin Port/Loop Combinations which have a flat rate usage charge (USOC: URECU).																																					
For Not Currently Combined scenarios the Nonrecurring charges are listed in the First and Additional NRC columns for each Port USOC. For Currently Combined scenarios, the Nonrecurring charges are listed in the NRC - Currently Combined section.																																					
Additional NRCs may apply also and are categorized accordingly.																																					
<b>2-WIRE VOICE GRADE LOOP WITH 2-WIRE LINE PORT (RES)</b>																																					
<b>UNE Port/Loop Combination Rates</b>																																					
	2-Wire VG Loop/Port Combo - Zone 1		1			25.77																															
	2-Wire VG Loop/Port Combo - Zone 2		2			36.39																															
	2-Wire VG Loop/Port Combo - Zone 3		3			62.26																															
<b>UNE Loop Rates</b>																																					
	2-Wire Voice Grade Loop (SL1) - Zone 1		1	UEPRX	UEPLX	11.77																															
	2-Wire Voice Grade Loop (SL1) - Zone 2		2	UEPRX	UEPLX	22.39																															
	2-Wire Voice Grade Loop (SL1) - Zone 3		3	UEPRX	UEPLX	48.26																															
<b>2-Wire Voice Grade Line Port (Res)</b>																																					
	2-Wire voice unbundled port - residence			UEPRX	UEPRL	14.00			90.00	90.00					15.20																						
	2-Wire voice unbundled port with Caller ID - res			UEPRX	UEPRC	14.00			90.00	90.00					15.20																						
	2-Wire voice unbundled port outgoing only - res			UEPRX	UEPRO	14.00			90.00	90.00					15.20																						

UNBUNDLED NETWORK ELEMENTS - Louisiana										Attachment: 2		Exhibit: B			
CATEGORY	RATE ELEMENTS	Interim	Zone	BCS	USOC	RATES (\$)				Svc Order Submitted Elec per LSR	Svc Order Submitted Manually per LSR	Incremental Charge - Manual Svc Order vs. Electronic-1st	Incremental Charge - Manual Svc Order vs. Electronic-Add'l	Incremental Charge - Manual Svc Order vs. Electronic-Disc 1st	Incremental Charge - Manual Svc Order vs. Electronic-Disc Add'l
						Rec	Nonrecurring		Nonrecurring Disconnect						
							First	Add'l	First	Add'l	SOMEc	SOMAN	SOMAN	SOMAN	SOMAN
	2-Wire voice Grade unbundled Louisiana extended local dialing parity port with Caller ID - res			UEPRX	UEPAS	14.00	90.00	90.00				15.20			
	2-Wire voice unbundled Louisiana Area Plus with Caller ID - res (RUL)			UEPRX	UEPAG	14.00	90.00	90.00				15.20			
	2-Wire voice unbundled Louisiana Area Plus with Caller ID - res (AC7)			UEPRX	UEPAH	14.00	90.00	90.00				15.20			
	2-Wire voice unbundles res, low usage line port with Caller ID (LUM)			UEPRX	UEPAP	14.00	90.00	90.00				15.20			
	2-Wire voice unbundled Low Usage Line Port without Caller ID Capability			UEPRX	UEPRT	14.00	90.00	90.00				15.20			
	2-Wire voice unbundled Louisiana Area Plus Port without Caller ID Capability			UEPRX	UEPRQ	14.00	90.00	90.00				15.20			
<b>LOCAL NUMBER PORTABILITY</b>															
	Local Number Portability (1 per port)			UEPRX	LNPCX	0.35									
<b>FEATURES</b>															
	All Features Offered			UEPRX	UEPVF	0.00	0.00	0.00				15.20			
<b>NONRECURRING CHARGES - CURRENTLY COMBINED</b>															
	2-Wire Voice Grade Loop / Line Port Combination - Switch-as-is			UEPRX	USAC2		41.50	41.50				15.20			
	2-Wire Voice Grade Loop / Line Port Combination - Switch with change			UEPRX	USACC		41.50	41.50				15.20			
<b>ADDITIONAL NRCs</b>															
	NRC - 2-Wire Voice Grade Loop/Line Port Combination - Subsequent			UEPRX	USAS2		0.00	0.00				15.20			
<b>2-WIRE VOICE GRADE LOOP WITH 2-WIRE LINE PORT (BUS)</b>															
<b>UNE Port/Loop Combination Rates</b>															
	2-Wire VG Loop/Port Combo - Zone 1		1			25.77									
	2-Wire VG Loop/Port Combo - Zone 2		2			36.39									
	2-Wire VG Loop/Port Combo - Zone 3		3			62.26									
<b>UNE Loop Rates</b>															
	2-Wire Voice Grade Loop (SL1) - Zone 1		1	UEPBX	UEPLX	11.77									
	2-Wire Voice Grade Loop (SL1) - Zone 2		2	UEPBX	UEPLX	22.39									
	2-Wire Voice Grade Loop (SL1) - Zone 3		3	UEPBX	UEPLX	48.26									
<b>2-Wire Voice Grade Line Port (Bus)</b>															
	2-Wire voice unbundled port without Caller ID - bus			UEPBX	UEPBL	14.00	90.00	90.00				15.20			
	2-Wire voice unbundled port with Caller + E484 ID - bus			UEPBX	UEPBC	14.00	90.00	90.00				15.20			
	2-Wire voice unbundled port outgoing only - bus			UEPBX	UEPBO	14.00	90.00	90.00				15.20			
	2-Wire voice Grade unbundled Louisiana extended local dialing parity port with Caller ID - bus			UEPBX	UEPAX	14.00	90.00	90.00				15.20			
	2-Wire voice unbundled Louisiana Bus Area Calling Port with Caller ID (BUC)			UEPBX	UEPAA	14.00	90.00	90.00				15.20			
	2-Wire voice unbundled Incoming Only Port without Caller ID Capability			UEPBX	UEPBE	14.00	90.00	90.00				15.20			
	2-Wire Voice Unbundled Louisiana Business Dialing Plan without Caller ID			UEPBX	UEPWH	14.00	90.00	90.00				15.20			
	2-Wire voice unbundled Louisiana Business Area Calling Port without Caller ID Capability			UEPBX	UEPBA	14.00	90.00	90.00				15.20			
<b>LOCAL NUMBER PORTABILITY</b>															
	Local Number Portability (1 per port)			UEPBX	LNPCX	0.35									
<b>NONRECURRING CHARGES - CURRENTLY COMBINED</b>															
	2-Wire Voice Grade Loop / Line Port Combination - Switch-as-is			UEPBX	USAC2		41.50	41.50				15.20			
	2-Wire Voice Grade Loop / Line Port Combination - Switch with change			UEPBX	USACC		41.50	41.50				15.20			
<b>ADDITIONAL NRCs</b>															
	NRC - 2-Wire Voice Grade Loop/Line Port Combination - Subsequent			UEPBX	USAS2		0.00	0.00				15.20			
<b>2-WIRE VOICE GRADE LOOP WITH 2-WIRE LINE PORT (RES - PBX)</b>															
<b>UNE Port/Loop Combination Rates</b>															

UNBUNDLED NETWORK ELEMENTS - Louisiana							Attachment: 2		Exhibit: B						
CATEGORY	RATE ELEMENTS	Interim	Zone	BCS	USOC	RATES (\$)	Svc Order Submitted Elec per LSR	Svc Order Submitted Manually per LSR	Incremental Charge - Manual Svc Order vs. Electronic-1st	Incremental Charge - Manual Svc Order vs. Electronic-Add'l	Incremental Charge - Manual Svc Order vs. Electronic-Disc 1st	Incremental Charge - Manual Svc Order vs. Electronic-Disc Add'l			
													Rec	Nonrecurring	
										SOME C	SOMAN	SOMAN	SOMAN	SOMAN	SOMAN
	2-Wire VG Loop/Port Combo - Zone 1		1			25.77									
	2-Wire VG Loop/Port Combo - Zone 2		2			36.39									
	2-Wire VG Loop/Port Combo - Zone 3		3			62.26									
	<b>UNE Loop Rates</b>														
	2-Wire Voice Grade Loop (SL1) - Zone 1		1	UEPRG	UEPLX	11.77									
	2-Wire Voice Grade Loop (SL1) - Zone 2		2	UEPRG	UEPLX	22.39									
	2-Wire Voice Grade Loop (SL1) - Zone 3		3	UEPRG	UEPLX	48.26									
	<b>2-Wire Voice Grade Line Port Rates (RES - PBX)</b>														
	2-Wire VG Unbundled Combination 2-Way PBX Trunk Port - Res			UEPRG	UEPRD	14.00	90.00	90.00			15.20				
	<b>LOCAL NUMBER PORTABILITY</b>														
	Local Number Portability (1 per port)			UEPRG	LNPCP	3.15									
	<b>NONRECURRING CHARGES - CURRENTLY COMBINED</b>														
	2-Wire Voice Grade Loop/ Line Port Combination - Switch-As-Is			UEPRG	USAC2		41.50	41.50			15.20				
	2-Wire Voice Grade Loop/ Line Port Combination - Switch with Change			UEPRG	USACC		41.50	41.50			15.20				
	<b>ADDITIONAL NRCS</b>														
	2 Wire Loop/Line Side Port Combination - Non feature - Subsequent Activity - Nonrecurring						0.00	0.00			15.20				
	PBX Subsequent Activity - Change/Rearrange Multiline Hunt Group						14.64	14.64			15.20				
	<b>2-WIRE VOICE GRADE LOOP WITH 2-WIRE LINE PORT (BUS - PBX)</b>														
	<b>UNE Port/Loop Combination Rates</b>														
	2-Wire VG Loop/Port Combo - Zone 1		1			25.77									
	2-Wire VG Loop/Port Combo - Zone 2		2			36.39									
	2-Wire VG Loop/Port Combo - Zone 3		3			62.26									
	<b>UNE Loop Rates</b>														
	2-Wire Voice Grade Loop (SL1) - Zone 1		1	UEPPX	UEPLX	11.77									
	2-Wire Voice Grade Loop (SL1) - Zone 2		2	UEPPX	UEPLX	22.39									
	2-Wire Voice Grade Loop (SL1) - Zone 3		3	UEPPX	UEPLX	48.26									
	<b>2-Wire Voice Grade Line Port Rates (BUS - PBX)</b>														
	Line Side Unbundled Combination 2-Way PBX Trunk Port - Bus			UEPPX	UEPPC	14.00	90.00	90.00			15.20				
	Line Side Unbundled Outward PBX Trunk Port - Bus			UEPPX	UEPPO	14.00	90.00	90.00			15.20				
	Line Side Unbundled Incoming PBX Trunk Port - Bus			UEPPX	UEPP1	14.00	90.00	90.00			15.20				
	2-Wire Voice Unbundled 2-Way Combination PBX Louisiana Calling Port			UEPPX	UEPL2	14.00					15.20				
	2-Wire Voice Unbundled PBX LD Terminal Ports			UEPPX	UEPLD	14.00	90.00	90.00			15.20				
	2-Wire Voice Unbundled 2-Way Combination PBX Usage Port			UEPPX	UEPXA	14.00	90.00	90.00			15.20				
	2-Wire Voice Unbundled PBX Toll Terminal Hotel Ports			UEPPX	UEPXB	14.00	90.00	90.00			15.20				
	2-Wire Voice Unbundled PBX LD DDD Terminals Port			UEPPX	UEPXC	14.00	90.00	90.00			15.20				
	2-Wire Voice Unbundled PBX LD Terminal Switchboard Port			UEPPX	UEPXD	14.00	90.00	90.00			15.20				
	2-Wire Voice Unbundled PBX LD Terminal Switchboard IDD Capable Port			UEPPX	UEPXE	14.00	90.00	90.00			15.20				
	2-Wire Voice Unbundled 2-Way PBX Louisiana Local Optional Calling Port			UEPPX	UEPXK	14.00	90.00	90.00			15.20				
	2-Wire Voice Unbundled 2-Way PBX Hotel/Hospital Economy Administrative Calling Port			UEPPX	UEPXL	14.00	90.00	90.00			15.20				
	2-Wire Voice Unbundled 2-Way PBX Hotel/Hospital Economy Room Calling Port			UEPPX	UEPXM	14.00	90.00	90.00			15.20				
	2-Wire Voice Unbundled 1-Way Outgoing PBX Hotel/Hospital Discount Room Calling Port			UEPPX	UEPXO	14.00	90.00	90.00			15.20				
	2-Wire Voice Unbundled 1-Way Outgoing PBX Louisiana Local Discount Calling Port			UEPPX	UEPXP	14.00	90.00	90.00			15.20				
	2-Wire Voice Unbundled 1-Way Outgoing PBX Measured Port			UEPPX	UEPXS	14.00	90.00	90.00			15.20				
	<b>LOCAL NUMBER PORTABILITY</b>														
	Local Number Portability (1 per port)			UEPPX	LNPCP	3.15	0.00	0.00							
	<b>FEATURES</b>														

UNBUNDLED NETWORK ELEMENTS - Louisiana										Attachment: 2		Exhibit: B	
CATEGORY	RATE ELEMENTS	Interim	Zone	BCS	USOC	RATES (\$)	Svc Order Submitted Elec per LSR	Svc Order Submitted Manually per LSR	Incremental Charge - Manual Svc Order vs. Electronic-1st	Incremental Charge - Manual Svc Order vs. Electronic-Add'l	Incremental Charge - Manual Svc Order vs. Electronic-Disc 1st	Incremental Charge - Manual Svc Order vs. Electronic-Disc Add'l	
													Rec
	All Features Offered			UEPPX	UEPVF	0.00	0.00	0.00					
NONRECURRING CHARGES - CURRENTLY COMBINED													
	2-Wire Voice Grade Loop/ Line Port Combination - Switch-As-Is			UEPPX	USAC2	41.50	41.50				15.20		
	2-Wire Voice Grade Loop/ Line Port Combination - Switch with Change			UEPPX	USACC	41.50	41.50				15.20		
ADDITIONAL NRCs													
	2-Wire Voice Grade Loop/ Line Port Combination - Subsequent			UEPPX	USAS2	0.00	0.00				15.20		
	2 Wire Loop/Line Side Port Combination - Non feature - Subsequent Activity - Nonrecurring					0.00	0.00				15.20		
	PBX Subsequent Activity - Change/Rearrange Multiline Hunt Group					14.64	14.64				15.20		
2-WIRE VOICE GRADE LOOP WITH 2-WIRE ANALOG LINE COIN PORT													
UNE Port/Loop Combination Rates													
	2-Wire VG Coin Port/Loop Combo - Zone 1		1			25.77							
	2-Wire VG Coin Port/Loop Combo - Zone 2		2			36.39							
	2-Wire VG Coin Port/Loop Combo - Zone 3		3			62.26							
UNE Loop Rates													
	2-Wire Voice Grade Loop (SL1) - Zone 1		1	UEPCO	UEPLX	11.77							
	2-Wire Voice Grade Loop (SL1) - Zone 2		2	UEPCO	UEPLX	22.39							
	2-Wire Voice Grade Loop (SL1) - Zone 3		3	UEPCO	UEPLX	48.26							
2-Wire Voice Grade Line Port Rates (Coin)													
	2-Wire Coin 2-Way without Operator Screening and without Blocking (AL, KY, LA, MS)			UEPCO	UEPRF	14.00	90.00	90.00			15.20		
	2-Wire Coin 2-Way with Operator Screening and Blocking: 011, 900/976, 1+DDD (AL, KY, LA, MS, SC)			UEPCO	UEPRA	14.00	90.00	90.00			15.20		
	2-Wire Coin 2-Way with Operator Screening and 011 Blocking (AL, LA, MS)			UEPCO	UEPRB	14.00	90.00	90.00			15.20		
	2-Wire Coin 2-Way with Operator Screening & Blocking: 900/976, 1+DDD, 011+, & Local (AL, KY, LA, MS)			UEPCO	UEPCD	14.00	90.00	90.00			15.20		
	2-Wire Coin Outward without Blocking and without Operator Screening (KY, LA, MS)			UEPCO	UEPRN	14.00	90.00	90.00			15.20		
	2-Wire Coin Outward with Operator Screening and 011 Blocking (LA)			UEPCO	UEPLA	14.00	90.00	90.00			15.20		
	2-Wire Coin Outward with Operator Screening and Blocking: 011, 900/976, 1+DDD (AL, KY, LA, MS)			UEPCO	UEPRH	14.00	90.00	90.00			15.20		
	2-Wire Coin Outward Operator Screening & Blocking: 900/976, 1+DDD, 011+, & Local (AL, KY, LA, MS)			UEPCO	UEPCN	14.00	90.00	90.00			15.20		
LOCAL NUMBER PORTABILITY													
	Local Number Portability (1 per port)			UEPCO	LNPCX	0.35							
NONRECURRING CHARGES - CURRENTLY COMBINED													
	2-Wire Voice Grade Loop/ Line Port Combination - Switch-As-Is			UEPCO	USAC2	41.50	41.50				15.20		
	2-Wire Voice Grade Loop/ Line Port Combination - Switch with Change			UEPCO	USACC	41.50	41.50				15.20		
ADDITIONAL NRCs													
	2-Wire Voice Grade Loop/ Line Port Combination - Subsequent			UEPCO	USAS2		0.00	0.00			15.20		
2-WIRE VOICE LOOP/ 2WIRE VOICE GRADE IO TRANSPORT/ 2-WIRE LINE PORT (RES)													
UNE Port/Loop Combination Rates													
	2-Wire VG Loop/IO Transport/Port Combo - Zone 1		1			28.93							
	2-Wire VG Loop/IO Transport/Port Combo - Zone 2		2			39.35							
	2-Wire VG Loop/IO Transport/Port Combo - Zone 3		3			64.46							
UNE Loop Rates													
	2-Wire Voice Grade Loop (SL2) - Zone 1		1	UEPFR	UECF2	14.93							
	2-Wire Voice Grade Loop (SL2) - Zone 2		2	UEPFR	UECF2	25.35							
	2-Wire Voice Grade Loop (SL2) - Zone 3		3	UEPFR	UECF2	50.46							
2-Wire Voice Grade Line Port Rates (Res)													





UNBUNDLED NETWORK ELEMENTS - Louisiana							Attachment: 2		Exhibit: B			
CATEGORY	RATE ELEMENTS	Interim	Zone	BCS	USOC	RATES (\$)	Svc Order Submitted Elec per LSR	Svc Order Submitted Manually per LSR	Incremental Charge - Manual Svc Order vs. Electronic-1st	Incremental Charge - Manual Svc Order vs. Electronic-Add'l	Incremental Charge - Manual Svc Order vs. Electronic-Disc 1st	Incremental Charge - Manual Svc Order vs. Electronic-Disc Add'l
	2-Wire Loop / Dedicated IO Transport / 2 Wire Line Port Combination - Conversion - Switch with change			UEPFB	USACC			8.24	1.81			15.20
<b>2-WIRE VOICE GRADE LOOP WITH 2-WIRE LINE PORT (BUS - PBX)</b>												
<b>UNE Port/Loop Combination Rates</b>												
	2-Wire VG Loop/IO Transport/Port Combo - Zone 1		1			28.93						
	2-Wire VG Loop/IO Transport/Port Combo - Zone 2		2			39.35						
	2-Wire VG Loop/IO Transport/Port Combo - Zone 3		3			64.46						
<b>UNE Loop Rates</b>												
	2-Wire Voice Grade Loop (SL2) - Zone 1		1	UEPFP	UECF2	14.93						
	2-Wire Voice Grade Loop (SL2) - Zone 2		2	UEPFP	UECF2	25.35						
	2-Wire Voice Grade Loop (SL2) - Zone 3		3	UEPFP	UECF2	50.46						
<b>2-Wire Voice Grade Line Port Rates (BUS - PBX)</b>												
	Line Side Unbundled Combination 2-Way PBX Trunk Port - Bus			UEPFP	UEPPC	14.00	132.47	82.14				15.20
	Line Side Unbundled Outward PBX Trunk Port - Bus			UEPFP	UEPPO	14.00	132.47	82.14				15.20
	Line Side Unbundled Incoming PBX Trunk Port - Bus			UEPFP	UEPP1	14.00	132.47	82.14				15.20
	2-Wire Voice Unbundled 2-Way Combination PBX Louisiana Calling Port			UEPFP	UEPL2	14.00	132.47	82.14				15.20
	2-Wire Voice Unbundled PBX LD Terminal Ports			UEPFP	UEPLD	14.00	132.47	82.14				15.20
	2-Wire Voice Unbundled 2-Way Combination PBX Usage Port			UEPFP	UEPXA	14.00	132.47	82.14				15.20
	2-Wire Voice Unbundled PBX Toll Terminal Hotel Ports			UEPFP	UEPXB	14.00	132.47	82.14				15.20
	2-Wire Voice Unbundled PBX LD DDD Terminals Port			UEPFP	UEPXC	14.00	132.47	82.14				15.20
	2-Wire Voice Unbundled PBX LD Terminal Switchboard Port			UEPFP	UEPXD	14.00	132.47	82.14				15.20
	2-Wire Voice Unbundled PBX LD Terminal Switchboard IDD Capable Port			UEPFP	UEPXE	14.00	132.47	82.14				15.20
	2-Wire Voice Unbundled 2-Way PBX Louisiana Local Optional Calling Port			UEPFP	UEPKX	14.00	132.47	82.14				15.20
	2-Wire Voice Unbundled 2-Way PBX Hotel/Hospital Economy Administrative Calling Port			UEPFP	UEPXL	14.00	132.47	82.14				15.20
	2-Wire Voice Unbundled 2-Way PBX Hotel/Hospital Economy Room Calling Port			UEPFP	UEPXM	14.00	132.47	82.14				15.20
	2-Wire Voice Unbundled 1-Way Outgoing PBX Hotel/Hospital Discount Room Calling Port			UEPFP	UEPXO	14.00	132.47	82.14				15.20
	2-Wire Voice Unbundled 1-Way Outgoing PBX Louisiana Local Discount Calling Port			UEPFP	UEPXP	14.00	132.47	82.14				15.20
	2-Wire Voice Unbundled 1-Way Outgoing PBX Measured Port			UEPFP	UEPXS	14.00	132.47	82.14				15.20
<b>LOCAL NUMBER PORTABILITY</b>												
	Local Number Portability (1 per port)			UEPFP	LNPCP	3.15	0.00	0.00				15.20
<b>INTEROFFICE TRANSPORT</b>												
	Interoffice Transport - Dedicated - 2 Wire Voice Grade - Facility Termination			UEPFP	U1TV2	22.60	39.36	26.62				15.20
	Interoffice Transport - Dedicated - 2 Wire Voice Grade - Per Mile or Fraction Mile			UEPFP	1L5XX	0.013						
<b>FEATURES</b>												
	All Features Offered			UEPFP	UEPVF	0.00	0.00	0.00				15.20
<b>NONRECURRING CHARGES (NRCs) - CURRENTLY COMBINED</b>												
	2-Wire Loop / Dedicated IO Transport / 2 Wire Line Port Combination - Conversion - Switch-as-is			UEPFP	USAC2		8.24	1.81				15.20
	2-Wire Loop / Dedicated IO Transport / 2 Wire Line Port Combination - Conversion - Switch with change			UEPFP	USACC		8.24	1.81				15.20
<b>UNBUNDLED PORT/LOOP COMBINATIONS - MARKET BASED RATES</b>												
<b>2-WIRE VOICE GRADE LOOP- BUS ONLY - WITH 2-WIRE DID TRUNK PORT</b>												
<b>UNE Port/Loop Combination Rates</b>												
	2-Wire VG Loop/2-Wire DID Trunk Port Combo - UNE Zone 1		1			50.93						
	2-Wire VG Loop/2-Wire DID Trunk Port Combo - UNE Zone 2		2			61.35						
	2-Wire VG Loop/2-Wire DID Trunk Port Combo - UNE Zone 3		3			86.46						
<b>UNE Loop Rates</b>												
	2-Wire Analog Voice Grade Loop - (SL2) - UNE Zone 1		1	UEPPX	UECD1	14.93						15.20
	2-Wire Analog Voice Grade Loop - (SL2) - UNE Zone 2		2	UEPPX	UECD1	25.35						15.20

UNBUNDLED NETWORK ELEMENTS - Louisiana										Attachment: 2		Exhibit: B			
CATEGORY	RATE ELEMENTS	Interim	Zone	BCS	USOC	RATES (\$)				Svc Order Submitted Elec per LSR	Svc Order Submitted Manually per LSR	Incremental Charge - Manual Svc Order vs. Electronic-1st	Incremental Charge - Manual Svc Order vs. Electronic-Add'l	Incremental Charge - Manual Svc Order vs. Electronic-Disc 1st	Incremental Charge - Manual Svc Order vs. Electronic-Disc Add'l
						Rec	Nonrecurring		Nonrecurring Disconnect						
							First	Add'l	First	Add'l	SOMEc	SOMAN	SOMAN	SOMAN	SOMAN
	2-Wire Analog Voice Grade Loop - (SL2) - UNE Zone 3		3	UEPPX	UECD1	50.46						15.20			
	<b>UNE Port Rate</b>														
	Exchange Ports - 2-Wire DID Port			UEPPX	UEPD1	36.00	600.00	45.00				15.20			
	<b>NONRECURRING CHARGES - CURRENTLY COMBINED</b>														
	2-Wire Voice Grade Loop / 2-Wire DID Trunk Port Combination - Switch-As-Is Top 8 MSAs only			UEPPX	USAC1		100.00	42.50				15.20			
	2-Wire Voice Grade Loop / 2-Wire DID Trunk Port Conversion with BellSouth Allowable Changes Top 8 MSAs only			UEPPX	USA1C		100.00	42.50				15.20			
	<b>ADDITIONAL NRCs</b>														
	2-Wire DID Subsequent Activity - Add Trunks, Per Trunk			UEPPX	USAS1		45.00	45.00				15.20			
	<b>Telephone Number/Trunk Group Establishment Charges</b>														
	DID Trunk Termination (One Per Port)			UEPPX	NDT	0.00	0.00	0.00				15.20			
	Additional DID Numbers for each Group of 20 DID Numbers			UEPPX	ND4	0.00	0.00	0.00				15.20			
	DID Numbers, Non- consecutive DID Numbers , Per Number			UEPPX	ND5	0.00	0.00	0.00				15.20			
	Reserve Non-Consecutive DID numbers			UEPPX	ND6	0.00	0.00	0.00				15.20			
	Reserve DID Numbers			UEPPX	NDV	0.00	0.00	0.00				15.20			
	<b>LOCAL NUMBER PORTABILITY</b>														
	Local Number Portability (1 per port)			UEPPX	LNPCP	3.15	0.00	0.00							
	<b>2-WIRE ISDN DIGITAL GRADE LOOP WITH 2-WIRE ISDN DIGITAL LINE SIDE PORT</b>														
	<b>UNE Port/Loop Combination Rates</b>														
	2W ISDN Digital Grade Loop/2W ISDN Digital Line Side Port - UNE Zone 1		1	UEPPB	UEPPR	84.09									
	2W ISDN Digital Grade Loop/2W ISDN Digital Line Side Port - UNE Zone 2		2	UEPPB	UEPPR	96.95									
	2W ISDN Digital Grade Loop/2W ISDN Digital Line Side Port - UNE Zone 3		3	UEPPB	UEPPR	127.60									
	<b>UNE Loop Rates</b>														
	2-Wire ISDN Digital Grade Loop - UNE Zone 1		1	UEPPB	UEPPR	USL2X	19.09					15.20			
	2-Wire ISDN Digital Grade Loop - UNE Zone 2		2	UEPPB	UEPPR	USL2X	31.95					15.20			
	2-Wire ISDN Digital Grade Loop - UNE Zone 3		3	UEPPB	UEPPR	USL2X	62.60					15.20			
	<b>UNE Port Rate</b>														
	Exchange Port - 2-Wire ISDN Line Side Port			UEPPB	UEPPR	UEPPB	65.00	525.00	400.00			15.20			
	<b>NONRECURRING CHARGES - CURRENTLY COMBINED</b>														
	2-Wire ISDN Digital Grade Loop / 2-Wire ISDN Line Side Port Combination - Conversion - Top 8 MSAs only			UEPPB	UEPPR	USACB	0.00	230.00	230.00			15.20			
	<b>ADDITIONAL NRCs</b>														
	<b>LOCAL NUMBER PORTABILITY</b>														
	Local Number Portability (1 per port)			UEPPB	UEPPR	LNPCX	0.35	0.00	0.00						
	<b>B-CHANNEL USER PROFILE ACCESS:</b>														
	CVS/CSD (DMS/5ESS)			UEPPB	UEPPR	U1UCA	0.00	0.00	0.00						
	CVS (EWSD)			UEPPB	UEPPR	U1UCB	0.00	0.00	0.00						
	CSD			UEPPB	UEPPR	U1UCC	0.00	0.00	0.00						
	<b>B-CHANNEL AREA PLUS USER PROFILE ACCESS: (AL,KY,LA,MS SC,MS, &amp; TN)</b>														
	CVS/CSD (DMS/5ESS)			UEPPB	UEPPR	U1UCD	0.00	0.00	0.00						
	CVS (EWSD)			UEPPB	UEPPR	U1UCE	0.00	0.00	0.00						
	CSD			UEPPB	UEPPR	U1UCF	0.00	0.00	0.00						
	<b>USER TERMINAL PROFILE</b>														
	User Terminal Profile (EWSD only)			UEPPB	UEPPR	U1UMA	0.00	0.00	0.00						
	<b>VERTICAL FEATURES</b>														
	All Vertical Features - One per Channel B User Profile			UEPPB	UEPPR	UEPVF	0.00	0.00	0.00			15.20			
	<b>INTEROFFICE CHANNEL MILEAGE</b>														
	Interoffice Channel mileage each, including first mile and facilities termination			UEPPB	UEPPR	M1GNC	22.613	39.36	26.62			15.20			
	Interoffice Channel mileage each, additional mile			UEPPB	UEPPR	M1GNM	0.013	0.00	0.00			15.20			
	<b>4-WIRE DS1 DIGITAL LOOP WITH 4-WIRE ISDN DS1 DIGITAL TRUNK PORT</b>														
	<b>UNE Port/Loop Combination Rates</b>														
	4W DS1 Digital Loop/4W ISDN DS1 Digital Trunk Port - UNE Zone 1		1	UEPPP		935.70									

UNBUNDLED NETWORK ELEMENTS - Louisiana							Attachment: 2		Exhibit: B						
CATEGORY	RATE ELEMENTS	Interim	Zone	BCS	USOC	RATES (\$)	Svc Order Submitted Elec per LSR	Svc Order Submitted Manually per LSR	Incremental Charge - Manual Svc Order vs. Electronic-1st	Incremental Charge - Manual Svc Order vs. Electronic-Add'l	Incremental Charge - Manual Svc Order vs. Electronic-Disc 1st	Incremental Charge - Manual Svc Order vs. Electronic-Disc Add'l			
													Rec	Nonrecurring	
									SOMEc	SOMAN	SOMAN	SOMAN	SOMAN	SOMAN	SOMAN
	4W DS1 Digital Loop/4W ISDN DS1 Digital Trunk Port - UNE Zone 2		2	UEPPP		1,044.96									
	4W DS1 Digital Loop/4W ISDN DS1 Digital Trunk Port - UNE Zone 3		3	UEPPP		1,341.94									
<b>UNE Loop Rates</b>															
	4-Wire DS1 Digital Loop - UNE Zone 1		1	UEPPP	USL4P	85.70									15.20
	4-Wire DS1 Digital Loop - UNE Zone 2		2	UEPPP	USL4P	194.96									15.20
	4-Wire DS1 Digital Loop - UNE Zone 3		3	UEPPP	USL4P	491.94									15.20
<b>UNE Port Rate</b>															
	Exchange Ports - 4-Wire ISDN DS1 Port			UEPPP	UEPPP	850.00	1,150.00	1,150.00							15.20
<b>NONRECURRING CHARGES - CURRENTLY COMBINED</b>															
	4-Wire DS1 Digital Loop / 4-Wire ISDN DS1 Digital Trunk Port Combination - Conversion -Switch-As-Is Top 8 MSAs only			UEPPP	USACP	0.00	950.00	950.00							15.20
<b>ADDITIONAL NRCS</b>															
	4-Wire DS1 Loop/4-W ISDN Digtl Trk Port - Subsqst Actvty-Inward/two way Telephone Numbers (except NC)			UEPPP	PR7TF		0.48								15.20
	4-Wire DS1 Loop / 4-Wire ISDN DS1 Digital Trunk Port - Outward Tel Numbers (All States except NC)			UEPPP	PR7TO		11.18	11.18							15.20
	4-Wire DS1 Loop / 4-Wire ISDN DS1 Digital Trk Port - Subsequent Inward Telephone Numbers			UEPPP	PR7ZT		22.35	22.35							15.20
<b>LOCAL NUMBER PORTABILITY</b>															
	Local Number Portability (1 per port)			UEPPP	LNPCN	1.75									
<b>INTERFACE (Provisioning Only)</b>															
	Voice/Data			UEPPP	PR71V	0.00	0.00	0.00							
	Digital Data			UEPPP	PR71D	0.00	0.00	0.00							
	Inward Data			UEPPP	PR71E	0.00	0.00	0.00							
<b>New or Additional "B" Channel</b>															
	New or Additional - Voice/Data B Channel			UEPPP	PR7BV	0.00	14.11								15.20
	New or Additional - Digital Data B Channel			UEPPP	PR7BF	0.00	14.11								15.20
	New or Additional Inward Data B Channel			UEPPP	PR7BD	0.00	14.11								15.20
<b>CALL TYPES</b>															
	Inward			UEPPP	PR7C1	0.00	0.00	0.00							
	Outward			UEPPP	PR7C0	0.00	0.00	0.00							
	Two-way			UEPPP	PR7CC	0.00	0.00	0.00							
<b>Interoffice Channel Mileage</b>															
	Fixed Each Including First Mile			UEPPP	1LN1A	70.7532	86.69	79.44							15.20
	Each Airline-Fractional Additional Mile			UEPPP	1LN1B	0.2652									
<b>4-WIRE DS1 DIGITAL LOOP WITH 4-WIRE DDITS TRUNK PORT</b>															
<b>UNE Port/Loop Combination Rates</b>															
	4W DS1 Digital Loop/4W DDITS Trunk Port - UNE Zone 1		1	UEPDC		154.17									15.20
	4W DS1 Digital Loop/4W DDITS Trunk Port - UNE Zone 2		2	UEPDC		263.43									15.20
	4W DS1 Digital Loop/4W DDITS Trunk Port - UNE Zone 3		3	UEPDC		560.41									15.20
<b>UNE Loop Rates</b>															
	4-Wire DS1 Digital Loop - UNE Zone 1		1	UEPDC	USLDC	85.70									15.20
	4-Wire DS1 Digital Loop - UNE Zone 2		2	UEPDC	USLDC	194.96									15.20
	4-Wire DS1 Digital Loop - UNE Zone 3		3	UEPDC	USLDC	491.94									15.20
<b>UNE Port Rate</b>															
	4-Wire DDITS Digital Trunk Port			UEPDC	UDD1T	750.00	1,006.28	479.28	0.00	0.00					15.20
<b>NONRECURRING CHARGES - CURRENTLY COMBINED</b>															
	4-Wire DS1 Digital Loop / 4-Wire DDITS Trunk Port Combination - Switch-As-Is Top 8 MSAs only			UEPDC	USAC4		125.75	65.08							15.20
	4-Wire DS1 Digital Loop / 4-Wire DDITS Trunk Port Combination - Conversion with DS1 Changes Top 8 MSAs only			UEPDC	USAWA		125.75	65.08							15.20
	4-Wire DS1 Digital Loop / 4-Wire DDITS Trunk Port Combination - Conversion with Change - Trunk Top 8 MSAs only			UEPDC	USAWB		125.75	65.08							15.20
<b>ADDITIONAL NRCS</b>															

UNBUNDLED NETWORK ELEMENTS - Louisiana										Attachment: 2		Exhibit: B			
CATEGORY	RATE ELEMENTS	Interim	Zone	BCS	USOC	RATES (\$)	Svc Order Submitted Elec per LSR	Svc Order Submitted Manually per LSR	Incremental Charge - Manual Svc Order vs. Electronic-1st	Incremental Charge - Manual Svc Order vs. Electronic-Add'l	Incremental Charge - Manual Svc Order vs. Electronic-Disc 1st	Incremental Charge - Manual Svc Order vs. Electronic-Disc Add'l			
													Rec	Nonrecurring	
										SOMEc	SOMAN	SOMAN	SOMAN	SOMAN	SOMAN
	4-Wire DS1 Loop / 4-Wire DDITS Trunk Port - NRC - Subsequent Channel Activation/Chan - 2-Way Trunk			UEPDC	UDTTA			14.06	14.06		15.20				
	4-Wire DS1 Loop / 4-Wire DDITS Trunk Port - Subsequent Channel Activation/Chan - 1-Way Outward Trunk			UEPDC	UDTTB			14.06	14.06		15.20				
	4-Wire DS1 Loop / 4-Wire DDITS Trunk Port - Subsqt Channel Activation/Chan - Inward Trunk w/out DID			UEPDC	UDTTC			14.06	14.06		15.20				
	4-Wire DS1 Loop / 4-Wire DDITS Trunk Port - Subsqt Chan Activation Per Chan - Inward Trunk with DID			UEPDC	UDTTD			14.06	14.06		15.20				
	4-Wire DS1 Loop / 4-Wire DDITS Trunk Port - Subsqt Chan Activation / Chan - 2-Way DID w User Trans			UEPDC	UDTTE			14.06	14.06		15.20				
<b>BIPOLAR 8 ZERO SUBSTITUTION</b>															
	B8ZS -Superframe Format			UEPDC	CCOSF			0.00	605.00		15.20				
	B8ZS - Extended Superframe Format			UEPDC	CCOEF			0.00	605.00		15.20				
<b>Alternate Mark Inversion</b>															
	AMI -Superframe Format			UEPDC	MCOSF			0.00	0.00						
	AMI - Extended SuperFrame Format			UEPDC	MCOPO			0.00	0.00						
<b>Telephone Number/Trunk Group Establishment Charges</b>															
	Telephone Number for 2-Way Trunk Group			UEPDC	UDTGX	0.00					15.20				
	Telephone Number for 1-Way Outward Trunk Group			UEPDC	UDTGY	0.00					15.20				
	Telephone Number for 1-Way Inward Trunk Group Without DID			UEPDC	UDTGZ	0.00					15.20				
	DID Numbers, Establish Trunk Group and Provide First Group of 20 DID Numbers			UEPDC	NDZ	0.00	0.00	0.00			15.20				
	DID Numbers for each Group of 20 DID Numbers			UEPDC	ND4	0.00					15.20				
	DID Numbers, Non- consecutive DID Numbers , Per Number			UEPDC	ND5	0.00					15.20				
	Reserve Non-Consecutive DID Nos.			UEPDC	ND6	0.00	0.00	0.00			15.20				
	Reserve DID Numbers			UEPDC	NDV	0.00	0.00	0.00			15.20				
<b>Dedicated DS1 (Interoffice Channel Mileage) -</b>															
<b>FX/FCO for 4-Wire DS1 Digital Loop with 4-Wire DDITS Trunk Port</b>															
	Interoffice Channel Mileage - Fixed rate 0-8 miles (Facilities Termination)			UEPDC	1LNO1	70.47	86.69	79.44			15.20				
	Interoffice Channel Mileage - Additional rate per mile - 0-8 miles			UEPDC	1LNOA	0.2652	0.00	0.00							
	Interoffice Channel Mileage - Fixed rate 9-25 miles (Facilities Termination)			UEPDC	1LNO2	0.00	0.00	0.00							
	Interoffice Channel Mileage - Additional rate per mile - 9-25 miles			UEPDC	1LNOB	0.2652	0.00	0.00							
	Interoffice Channel Mileage - Fixed rate 25+ miles (Facilities Termination)			UEPDC	1LNO3	0.00	0.00	0.00							
	Interoffice Channel Mileage - Additional rate per mile - 25+ miles			UEPDC	1LNOC	0.2652	0.00	0.00							
	Local Number Portability, per DS0 Activated			UEPDC	LNPCP	3.15	0.00	0.00							
	Central Office Terminating Point			UEPDC	CTG	0.00									
<b>4-WIRE DS1 LOOP WITH CHANNELIZATION WITH PORT</b>															
<b>System is 1 DS1 Loop, 1 D4 Channel Bank, and up to 24 Feature Activations</b>															
<b>A system can have various rate combinations based on type and number of ports used</b>															
<b>UNE DS1 Loop</b>															
	4-Wire DS1 Loop - UNE Zone 1		1	UEPMG	USLDC	85.70	0.00	0.00			15.20				
	4-Wire DS1 Loop - UNE Zone 2		2	UEPMG	USLDC	194.96	0.00	0.00			15.20				
	4-Wire DS1 Loop - UNE Zone 3		3	UEPMG	USLDC	491.94	0.00	0.00			15.20				
<b>UNE DSO Channelization Capacities (D4 Channel Bank Configurations)</b>															
	24 DSO Channel Capacity - 1 per DS1			UEPMG	VUM24	97.35	0.00	0.00			15.20				
	48 DSO Channel Capacity - 1 per 2 DS1s			UEPMG	VUM48	194.70	0.00	0.00			15.20				
	96 DSO Channel Capacity -1per 4 DS1s			UEPMG	VUM96	389.40	0.00	0.00			15.20				
	144 DSO Channel Capacity - 1 per 6 DS1s			UEPMG	VUM144	584.10	0.00	0.00			15.20				
	192 DSO Channel Capacity -1 per 8 DS1s			UEPMG	VUM192	778.80	0.00	0.00			15.20				
	240 DSO Channel Capacity - 1 per 10 DS1s			UEPMG	VUM240	973.50	0.00	0.00			15.20				
	288 DSO Channel Capacity - 1 per 12 DS1s			UEPMG	VUM288	1,168.20	0.00	0.00			15.20				
	384 DSO Channel Capacity - 1 per 16 DS1s			UEPMG	VUM384	1,557.60	0.00	0.00			15.20				
	480 DSO Channel Capacity - 1 per 20 DS1s			UEPMG	VUM480	1,947.00	0.00	0.00			15.20				

UNBUNDLED NETWORK ELEMENTS - Louisiana										Attachment: 2		Exhibit: B			
CATEGORY	RATE ELEMENTS	Interim	Zone	BCS	USOC	RATES (\$)				Svc Order Submitted Elec per LSR	Svc Order Submitted Manually per LSR	Incremental Charge - Manual Svc Order vs. Electronic-1st	Incremental Charge - Manual Svc Order vs. Electronic-Add'l	Incremental Charge - Manual Svc Order vs. Electronic-Disc 1st	Incremental Charge - Manual Svc Order vs. Electronic-Disc Add'l
						Rec	Nonrecurring		Nonrecurring Disconnect						
							First	Add'l	First	Add'l	SOMEc	SOMAN	SOMAN	SOMAN	SOMAN
	576 DSO Channel Capacity -1 per 24 DS1s			UEPMG	VUM57	2,336.40	0.00	0.00				15.20			
	672 DSO Channel Capacity - 1 per 28 DS1s			UEPMG	VUM67	2,725.80	0.00	0.00				15.20			
<b>Non-Recurring Charges (NRC) Associated with 4-Wire DS1 Loop with Channelization with Port - Conversion Charge Based on a System</b>															
<b>A Minimum System configuration is One (1) DS1, One (1) D4 Channel Bank, and Up To 24 DSO Ports with Feature Activations.</b>															
<b>Multiples of this configuration functioning as one are considered Add'l after the minimum system configuration is counted.</b>															
	NRC - Conversion (Currently Combined) with or without BellSouth Allowed Changes - Top 8 MSAs Only			UEPMG	USAC4	0.00	450.00	50.00				15.20			
<b>System Additions Where Currently Combined and New (Not Currently Combined )</b>															
<b>In Density Zone 1 Top 8 MSAs</b>															
	1 DS1/D4 Channel Bank - Add NRC for each Port and Assoc Fea Activation -			UEPMG	VUMD4	0.00	900.00	600.00				15.20			
<b>Bipolar 8 Zero Substitution</b>															
	Clear Channel Capability Format, superframe - Subsequent Activity Only			UEPMG	CCOSF	0.00	0.00	605.00				15.20			
	Clear Channel Capability Format - Extended Superframe - Subsequent Activity Only			UEPMG	CCOEF	0.00	0.00	605.00				15.20			
<b>Alternate Mark Inversion (AMI)</b>															
	Superframe Format			UEPMG	MCOSF	0.00	0.00	0.00							
	Extended Superframe Format			UEPMG	MCOPO	0.00	0.00	0.00							
<b>Exchange Ports Associated with 4-Wire DS1 Loop with Channelization with Port Exchange Ports</b>															
	Line Side Combination Channelized PBX Trunk Port - Business			UEPPX	UEPCX	14.00	0.00	0.00				15.20			
	Line Side Outward Channelized PBX Trunk Port - Business			UEPPX	UEPOX	14.00	0.00	0.00				15.20			
	Line Side Inward Only Channelized PBX Trunk Port without DID			UEPPX	UEP1X	14.00	0.00	0.00				15.20			
	2-Wire Trunk Side Unbundled Channelized DID Trunk Port			UEPPX	UEPDM	36.00	0.00	0.00				15.20			
	Unbundled Exchange Ports, 2-Wire Channelized - Outdial - (AL, KY, LA, MS, & TN)			UEPPX	UEPCY	14.00	0.00	0.00	0.00	0.00		15.20			
	Unbundled Exchange Ports, 2-Wire Channelized - Combination (AL, KY, LA, MS, & TN)			UEPPX	UEPCT	14.00	0.00	0.00	0.00	0.00		15.20			
	Unbundled Exchange Ports, 2-Wire Channelized - Outdial - Louisiana Only - Calling Plan			UEPPX	UEPC2	14.00	0.00	0.00	0.00	0.00		15.20			
	Unbundled Exchange Ports, 2-Wire Channelized - Two Way - Louisiana Only - Calling Plan			UEPPX	UEPC3	14.00	0.00	0.00	0.00	0.00		15.20			
<b>Feature Activations - Unbundled Loop Concentration</b>															
	Feature (Service) Activation for each Line Port Terminated in D4 Bank			UEPPX	1PQWM	0.6497	40.00	20.00				15.20			
	Feature (Service) Activation for each Trunk Port Terminated in D4 Bank			UEPPX	1PQWU	0.6497	110.00	30.00				15.20			
<b>Telephone Number/ Group Establishment Charges for DID Service</b>															
	DID Trunk Termination (1 per Port)			UEPPX	NDT	0.00	0.00	0.00				15.20			
	DID Numbers - groups of 20 - Valid all States			UEPPX	ND4	0.00	0.00	0.00				15.20			
	Non-Consecutive DID Numbers - per number			UEPPX	ND5	0.00	0.00	0.00				15.20			
	Reserve Non-Consecutive DID Numbers			UEPPX	ND6	0.00	0.00	0.00				15.20			
	Reserve DID Numbers			UEPPX	NDV	0.00	0.00	0.00				15.20			
<b>Local Number Portability</b>															
	Local Number Portability - 1 per port			UEPPX	LNPCP	3.15	0.00	0.00							
<b>FEATURES - Vertical and Optional</b>															
<b>Local Switching Features Offered with Line Side Ports Only</b>															
	All Features Available			UEPPX	UEPVF	0.00	0.00	0.00				15.20			
<b>UNBUNDLED CENTREX PORT/LOOP COMBINATIONS - COST BASED RATES</b>															
1. Cost Based Rates are applied where BellSouth is required by FCC and/or State Commission rule to provide Unbundled Local Switching or Switch Ports.															
2. Features shall apply to the Unbundled Port/Loop Combination - Cost Based Rate section in the same manner as they are applied to the Stand-Alone Unbundled Port section of this Rate Exhibit.															
3. End Office and Tandem Switching Usage and Common Transport Usage rates in the Port section of this rate exhibit shall apply to all combinations of loop/port network elements except for UNE Coin Port/Loop Combinations.															
4. The first and additional Port nonrecurring charges apply to Not Currently Combined Combos. For Currently Combined Combos, the nonrecurring charges shall be those identified in the Nonrecurring - Currently Combined sections. Additional NRCs may apply also and are categorized accordingly.															
5. Market Rates for Unbundled Centrex Port/Loop Combination will be negotiated on an Individual Case Basis, until further notice.															
UNE-P CENTREX - 1AESS - (Valid in AL,FL,GA,KY,LA,MS,&TN only)															

UNBUNDLED NETWORK ELEMENTS - Louisiana											Attachment: 2		Exhibit: B										
CATEGORY	RATE ELEMENTS	Interim	Zone	BCS	USOC	RATES (\$)	Svc Order Submitted Elec per LSR	Svc Order Submitted Manually per LSR	Incremental Charge - Manual Svc Order vs. Electronic-1st	Incremental Charge - Manual Svc Order vs. Electronic-Add'l	Incremental Charge - Manual Svc Order vs. Electronic-Disc 1st	Incremental Charge - Manual Svc Order vs. Electronic-Disc Add'l	OSS Rates (\$)										
													Rec	Nonrecurring		Nonrecurring Disconnect		SOMEC	SOMAN	SOMAN	SOMAN	SOMAN	SOMAN
	<b>2-Wire VG Loop/2-Wire Voice Grade Port (Centrex) Combo</b>																						
	<b>UNE Port/Loop Combination Rates (Non-Design)</b>																						
	2-Wire VG Loop/2-Wire Voice Grade Port (Centrex) Port Combo - Non-Design		1	UEP91		13.13																	
	2-Wire VG Loop/2-Wire Voice Grade Port (Centrex)Port Combo - Non-Design		2	UEP91		23.75																	
	2-Wire VG Loop/2-Wire Voice Grade Port (Centrex)Port Combo - Non-Design		3	UEP91		49.62																	
	<b>UNE Port/Loop Combination Rates (Design)</b>																						
	2-Wire VG Loop/2-Wire Voice Grade Port (Centrex) Port Combo - Design		1	UEP91		16.29																	
	2-Wire VG Loop/2-Wire Voice Grade Port (Centrex)Port Combo - Design		2	UEP91		26.71																	
	2-Wire VG Loop/2-Wire Voice Grade Port (Centrex)Port Combo - Design		3	UEP91		48.26																	
	<b>UNE Loop Rate</b>																						
	2-Wire Voice Grade Loop (SL 1) - Zone 1		1	UEP91	UECS1	11.77																	
	2-Wire Voice Grade Loop (SL 1) - Zone 2		2	UEP91	UECS1	22.39																	
	2-Wire Voice Grade Loop (SL 1) - Zone 3		3	UEP91	UECS1	48.26																	
	2-Wire Voice Grade Loop (SL 2) - Zone 1		1	UEP91	UECS2	14.93																	
	2-Wire Voice Grade Loop (SL 2) - Zone 2		2	UEP91	UECS2	25.35																	
	2-Wire Voice Grade Loop (SL 2) - Zone 3		3	UEP91	UECS2	50.46																	
	<b>UNE Ports</b>																						
	<b>All States (Except North Carolina and Sout Carolina)</b>																						
	2-Wire Voice Grade Port (Centrex ) Basic Local Area			UEP91	UEPYA	1.36		38.85	19.08							15.20							
	2-Wire Voice Grade Port (Centrex 800 termination)Basic Local Area			UEP91	UEPYB	1.36		38.85	19.08							15.20							
	2-Wire Voice Grade Port (Centrex with Caller ID)1Basic Local Area			UEP91	UEPYH	1.36		38.85	19.08							15.20							
	2-Wire Voice Grade Port (Centrex from diff Serving Wire Center)2 Basic Local Area			UEP91	UEPYM	1.36		104.41	67.93							15.20							
	2-Wire Voice Grade Port, Diff Serving Wire Center - 800 Service Term - Basic Local Area			UEP91	UEPYZ	1.36		104.41	67.93							15.20							
	2-Wire Voice Grade Port terminated in on Megalink or equivalent - Basic Local Area			UEP91	UEPY9	1.36		38.85	19.08							15.20							
	2-Wire Voice Grade Port Terminated on 800 Service Term - Basic Local Area			UEP91	UEPY2	1.36		38.85	19.08							15.20							
	<b>AL, KY, LA, MS, &amp; TN Only</b>																						
	2-Wire Voice Grade Port (Centrex )			UEP91	UEPQA	1.36		38.85	19.08							15.20							
	2-Wire Voice Grade Port (Centrex 800 termination)			UEP91	UEPQB	1.36		38.85	19.08							15.20							
	2-Wire Voice Grade Port (Centrex with Caller ID)1			UEP91	UEPQH	1.36		38.85	19.08							15.20							
	2-Wire Voice Grade Port (Centrex from diff Serving Wire Center)2			UEP91	UEPQM	1.36		104.41	67.93							15.20							
	2-Wire Voice Grade Port, Diff Serving Wire Center - 800 Service Term			UEP91	UEPQZ	1.36		104.41	67.93							15.20							
	2-Wire Voice Grade Port terminated in on Megalink or equivalent			UEP91	UEPQ9	1.36		38.85	19.08							15.20							
	2-Wire Voice Grade Port Terminated on 800 Service Term			UEP91	UEPQ2	1.36		38.85	19.08							15.20							
	<b>Local Switching</b>																						
	Centrex Intercom Funtionality, per port			UEP91	URECS	0.8577																	
	<b>Local Number Portability</b>																						
	Local Number Portability (1 per port)			UEP91	LNPC	0.35																	
	<b>Features</b>																						
	All Standard Features Offered, per port			UEP91	UEPVF	0.00																	
	All Select Features Offered, per port			UEP91	UEPVS	0.00		412.25								15.20							
	All Centrex Control Features Offered, per port			UEP91	UEPVC	0.00																	
	<b>NARS</b>																						
	Unbundled Network Access Register - Combination			UEP91	UARCX	0.00		0.00	0.00							15.20							
	Unbundled Network Access Register - Indial			UEP91	UAR1X	0.00		0.00	0.00							15.20							

UNBUNDLED NETWORK ELEMENTS - Louisiana										Attachment: 2		Exhibit: B			
CATEGORY	RATE ELEMENTS	Interim	Zone	BCS	USOC	RATES (\$)				Svc Order Submitted Elec per LSR	Svc Order Submitted Manually per LSR	Incremental Charge - Manual Svc Order vs. Electronic-1st	Incremental Charge - Manual Svc Order vs. Electronic-Add'l	Incremental Charge - Manual Svc Order vs. Electronic-Disc 1st	Incremental Charge - Manual Svc Order vs. Electronic-Disc Add'l
						Rec	Nonrecurring		Nonrecurring Disconnect						
							First	Add'l	First	Add'l	SOMEc	SOMAN	SOMAN	SOMAN	SOMAN
	Unbundled Network Access Register - Outdial			UEP91	UAROx	0.00	0.00	0.00				15.20			
	<b>Miscellaneous Terminations</b>														
	<b>2-Wire Trunk Side</b>														
	Trunk Side Terminations, each			UEP91	CENA6	8.29	115.85	18.20				15.20			
	<b>Interoffice Channel Mileage - 2-Wire</b>														
	Interoffice Channel Facilities Termination - Voice Grade			UEP91	M1GBC	22.60	39.36	26.62				15.20			
	Interoffice Channel mileage, per mile or fraction of mile			UEP91	M1GBM	0.013									
	<b>Feature Activations (DS0) Centrex Loops on Channelized DS1 Service</b>														
	<b>D4 Channel Bank Feature Activations</b>														
	Feature Activation on D-4 Channel Bank Centrex Loop Slot			UEP91	1PQWS	0.6497						15.20			
	Feature Activation on D-4 Channel Bank FX line Side Loop Slot			UEP91	1PQW6	0.6497						15.20			
	Feature Activation on D-4 Channel Bank FX Trunk Side Loop Slot			UEP91	1PQW7	0.6497						15.20			
	Feature Activation on D-4 Channel Bank Centrex Loop Slot - Different Wire Center			UEP91	1PQWP	0.6497						15.20			
	Feature Activation on D-4 Channel Bank Private Line Loop Slot			UEP91	1PQWV	0.6497						15.20			
	Feature Activation on D-4 Channel Bank Tjje Line/Trunk Loop Slot			UEP91	1PQWQ	0.6497						15.20			
	Feature Activation on D-4 Channel Bank WATS Loop Slot			UEP91	1PQWA	0.6497						15.20			
	<b>Non-Recurring Charges (NRC) Associated with UNE-P Centrex</b>														
	Conversion - Currently Combined Switch-As-Is with allowed changes, per port			UEP91	USAC2		0.10	0.10				15.20			
	Conversion of Existing Centrex Common Block			UEP91	USACN	0.00	36.66	16.10							
	New Centrex Standard Common Block			UEP91	M1ACS	0.00	680.40					15.20			
	New Centrex Customized Common Block			UEP91	M1ACC	0.00	680.40					15.20			
	Secondary Block, per Block			UEP91	M2CC1	0.00	79.31					15.20			
	NAR Establishment Charge, Per Occasion			UEP91	URECA	0.00	73.93					15.20			
	<b>UNE-P CENTREX - 5ESS (Valid in All States)</b>														
	<b>2-Wire VG Loop/2-Wire Voice Grade Port (Centrex) Combo</b>														
	<b>UNE Port/Loop Combination Rates (Non-Design)</b>														
	2-Wire VG Loop/2-Wire Voice Grade Port (Centrex) Port Combo - Non-Design		1	UEP95		13.13									
	2-Wire VG Loop/2-Wire Voice Grade Port (Centrex)Port Combo - Non-Design		2	UEP95		23.75									
	2-Wire VG Loop/2-Wire Voice Grade Port (Centrex)Port Combo - Non-Design		3	UEP95		49.62									
	<b>UNE Port/Loop Combination Rates (Design)</b>														
	2-Wire VG Loop/2-Wire Voice Grade Port (Centrex) Port Combo - Design		1	UEP95		16.29									
	2-Wire VG Loop/2-Wire Voice Grade Port (Centrex)Port Combo - Design		2	UEP95		26.71									
	2-Wire VG Loop/2-Wire Voice Grade Port (Centrex)Port Combo - Design		3	UEP95		51.82									
	<b>UNE Loop Rate</b>														
	2-Wire Voice Grade Loop (SL 1) - Zone 1		1	UEP95	UECS1	11.77									
	2-Wire Voice Grade Loop (SL 1) - Zone 2		2	UEP95	UECS1	22.39									
	2-Wire Voice Grade Loop (SL 1) - Zone 3		3	UEP95	UECS1	48.26									
	2-Wire Voice Grade Loop (SL 2) - Zone 1		1	UEP95	UECS2	14.93									
	2-Wire Voice Grade Loop (SL 2) - Zone 2		2	UEP95	UECS2	25.35									
	2-Wire Voice Grade Loop (SL 2) - Zone 3		3	UEP95	UECS2	50.46									
	<b>UNE Port Rate</b>														
	<b>All States</b>														
	2-Wire Voice Grade Port (Centrex ) Basic Local Area			UEP95	UEPYA	1.36	38.85	19.08				15.20			
	2-Wire Voice Grade Port (Centrex 800 termination)			UEP95	UEPYB	1.36	38.85	19.08				15.20			
	2-Wire Voice Grade Port (Centrex with Caller ID)Basic Local Area			UEP95	UEPYH	1.36	38.85	19.08				15.20			

UNBUNDLED NETWORK ELEMENTS - Louisiana										Attachment: 2		Exhibit: B				
CATEGORY	RATE ELEMENTS	Interim	Zone	BCS	USOC	RATES (\$)				Svc Order Submitted Elec per LSR	Svc Order Submitted Manually per LSR	Incremental Charge - Manual Svc Order vs. Electronic-1st	Incremental Charge - Manual Svc Order vs. Electronic-Add'l	Incremental Charge - Manual Svc Order vs. Electronic-Disc 1st	Incremental Charge - Manual Svc Order vs. Electronic-Disc Add'l	
						Rec	Nonrecurring		Nonrecurring Disconnect							OSS Rates (\$)
							First	Add'l	First	Add'l	SOMEc	SOMAN	SOMAN	SOMAN	SOMAN	SOMAN
	2-Wire Voice Grade Port (Centrex from diff Serving Wire Center)2 Basic Local Area			UEP95	UEPYM	1.36	104.41	67.93				15.20				
	2-Wire Voice Grade Port, Diff Serving Wire Center - 800 Service Term - Basic Local Area			UEP95	UEPYZ	1.36	104.41	67.93				15.20				
	2-Wire Voice Grade Port terminated in on Megalink or equivalent - Basic Local Area			UEP95	UEPY9	1.36	38.85	19.08				15.20				
	2-Wire Voice Grade Port Terminated on 800 Service Term - Basic Local Area			UEP95	UEPY2	1.36	38.85	19.08				15.20				
<b>AL, KY, LA, MS, SC, &amp; TN Only</b>																
	2-Wire Voice Grade Port (Centrex )			UEP95	UEPQA	1.36	38.85	19.08				15.20				
	2-Wire Voice Grade Port (Centrex 800 termination)			UEP95	UEPQB	1.36	38.85	19.08				15.20				
	2-Wire Voice Grade Port (Centrex with Caller ID)1			UEP95	UEPQH	1.36	38.85	19.08				15.20				
	2-Wire Voice Grade Port (Centrex from diff Serving Wire Center)2			UEP95	UEPQM	1.36	104.41	67.93				15.20				
	2-Wire Voice Grade Port, Diff Serving Wire Center - 800 Service Term			UEP95	UEPQZ	1.36	104.41	67.93				15.20				
	2-Wire Voice Grade Port terminated in on Megalink or equivalent			UEP95	UEPQ9	1.36	38.85	19.08				15.20				
	2-Wire Voice Grade Port Terminated on 800 Service Term			UEP95	UEPQ2	1.36	38.85	19.08				15.20				
<b>Local Switching</b>																
	Centrex Intercom Functionality, per port			UEP95	URECS	0.8577						15.20				
<b>Local Number Portability</b>																
	Local Number Portability (1 per port)			UEP95	LNPCc	0.35										
<b>Features</b>																
	All Standard Features Offered, per port			UEP95	UEPVF	0.00						15.20				
	All Select Features Offered, per port			UEP95	UEPVS	0.00	412.25					15.20				
	All Centrex Control Features Offered, per port			UEP95	UEPVC	0.00						15.20				
<b>NARS</b>																
	Unbundled Network Access Register - Combination			UEP95	UARCX	0.00	0.00	0.00				15.20				
	Unbundled Network Access Register - Indial			UEP95	UAR1X	0.00	0.00	0.00				15.20				
	Unbundled Network Access Register - Outdial			UEP95	UAROx	0.00	0.00	0.00				15.20				
<b>Miscellaneous Terminations</b>																
<b>2-Wire Trunk Side</b>																
	Trunk Side Terminations, each			UEP95	CEND6	8.29	115.85	18.20				15.20				
<b>4-Wire Digital (1.544 Megabits)</b>																
	DS1 Circuit Terminations, each			UEP95	M1HD1	68.47	196.18	92.92				15.20				
	DS0 Channels Activated, each			UEP95	M1HDO	0.00	14.06					15.20				
<b>Interoffice Channel Mileage - 2-Wire</b>																
	Interoffice Channel Facilities Termination			UEP95	MIGBC	22.60	39.36	26.62				15.20				
	Interoffice Channel mileage, per mile or fraction of mile			UEP95	MIGBM	0.013										
<b>Feature Activations (DS0) Centrex Loops on Channelized DS1 Service</b>																
<b>D4 Channel Bank Feature Activations</b>																
	Feature Activation on D-4 Channel Bank Centrex Loop Slot			UEP95	1PQWS	0.6497						15.20				
	Feature Activation on D-4 Channel Bank FX Line Side Loop Slot			UEP95	1PQW6	0.6497						15.20				
	Feature Activation on D-4 Channel Bank FX Trunk Side Loop Slot			UEP95	1PQW7	0.6497						15.20				
	Feature Activation on D-4 Channel Bank Centrex Loop Slot - Different Wire Center			UEP95	1PQWP	0.6497						15.20				
	Feature Activation on D-4 Channel Bank Private Line Loop Slot			UEP95	1PQWV	0.6497						15.20				
	Feature Activation on D-4 Channel Bank Tjje Line/Trunk Loop Slot			UEP95	1PQWQ	0.6497						15.20				
	Feature Activation on D-4 Channel Bank WATS Loop Slot			UEP95	1PQWA	0.6497						15.20				
<b>Non-Recurring Charges (NRC) Associated with UNE-P Centrex</b>																
	NRC Conversion Currently Combined Switch-As-Is with allowed changes, per port			UEP95	USAC2		0.10	0.10				15.20				
	Conversion of Existing Centrex Common Block, each			UEP95	USACN		36.66	16.10				15.20				
	New Centrex Standard Common Block			UEP95	M1ACS	0.00	680.40					15.20				



UNBUNDLED NETWORK ELEMENTS - Louisiana										Attachment: 2		Exhibit: B			
CATEGORY	RATE ELEMENTS	Interim	Zone	BCS	USOC	RATES (\$)				Svc Order Submitted Elec per LSR	Svc Order Submitted Manually per LSR	Incremental Charge - Manual Svc Order vs. Electronic-1st	Incremental Charge - Manual Svc Order vs. Electronic-Add'l	Incremental Charge - Manual Svc Order vs. Electronic-Disc 1st	Incremental Charge - Manual Svc Order vs. Electronic-Disc Add'l
						Rec	Nonrecurring		Nonrecurring Disconnect						
							First	Add'l	First	Add'l	SOMEc	SOMAN	SOMAN	SOMAN	SOMAN
	New Centrex Customized Common Block			UEP95	M1ACC	0.00	680.40					15.20			
	NAR Establishment Charge, Per Occasion			UEP95	URECA	0.00	73.93					15.20			
	<b>UNE-P CENTREX - DMS100 (Valid in All States)</b>														
	<b>2-Wire VG Loop/2-Wire Voice Grade Port (Centrex) Combo</b>														
	<b>UNE Port/Loop Combination Rates (Non-Design)</b>														
	2-Wire VG Loop/2-Wire Voice Grade Port (Centrex) Port Combo - Non-Design		1	UEP9D		13.13									
	2-Wire VG Loop/2-Wire Voice Grade Port (Centrex)Port Combo - Non-Design		2	UEP9D		23.75									
	2-Wire VG Loop/2-Wire Voice Grade Port (Centrex)Port Combo - Non-Design		3	UEP9D		49.62									
	<b>UNE Port/Loop Combination Rates (Design)</b>														
	2-Wire VG Loop/2-Wire Voice Grade Port (Centrex) Port Combo - Design		1	UEP9D		16.29									
	2-Wire VG Loop/2-Wire Voice Grade Port (Centrex)Port Combo - Design		2	UEP9D		26.71									
	2-Wire VG Loop/2-Wire Voice Grade Port (Centrex)Port Combo - Design		3	UEP9D		51.82									
	<b>UNE Loop Rate</b>														
	2-Wire Voice Grade Loop (SL 1) - Zone 1		1	UEP9D	UECS1	11.77									
	2-Wire Voice Grade Loop (SL 1) - Zone 2		2	UEP9D	UECS1	22.39									
	2-Wire Voice Grade Loop (SL 1) - Zone 3		3	UEP9D	UECS1	48.26									
	2-Wire Voice Grade Loop (SL 2) - Zone 1		1	UEP9D	UECS2	14.93									
	2-Wire Voice Grade Loop (SL 2) - Zone 2		2	UEP9D	UECS2	25.35									
	2-Wire Voice Grade Loop (SL 2) - Zone 3		3	UEP9D	UECS2	50.46									
	<b>UNE Port Rate</b>														
	<b>ALL STATES</b>														
	2-Wire Voice Grade Port (Centrex ) Basic Local Area			UEP9D	UEPYA	1.36	38.85	19.08				15.20			
	2-Wire Voice Grade Port (Centrex 800 termination)Basic Local Area			UEP9D	UEPYB	1.36	38.85	19.08				15.20			
	2-Wire Voice Grade Port (Centrex / EBS-PSET)3Basic Local Area			UEP9D	UEPYC	1.36	38.85	19.08				15.20			
	2-Wire Voice Grade Port (Centrex / EBS-M5009)3Basic Local Area			UEP9D	UEPYD	1.36	38.85	19.08				15.20			
	2-Wire Voice Grade Port (Centrex / EBS-M5209)3 Basic Local Area			UEP9D	UEPYE	1.36	38.85	19.08				15.20			
	2-Wire Voice Grade Port (Centrex / EBS-M5112)3 Basic Local Area			UEP9D	UEPYF	1.36	38.85	19.08				15.20			
	2-Wire Voice Grade Port (Centrex / EBS-M5312)3Basic Local Area			UEP9D	UEPYG	1.36	38.85	19.08				15.20			
	2-Wire Voice Grade Port (Centrex / EBS-M5008)3 Basic Local Area			UEP9D	UEPYT	1.36	38.85	19.08				15.20			
	2-Wire Voice Grade Port (Centrex / EBS-M5208)3 Basic Local Area			UEP9D	UEPYU	1.36	38.85	19.08				15.20			
	2-Wire Voice Grade Port (Centrex / EBS-M5216)3 Basic Local Area			UEP9D	UEPYV	1.36	38.85	19.08				15.20			
	2-Wire Voice Grade Port (Centrex / EBS-M5316)3 Basic Local Area			UEP9D	UEPY3	1.36	38.85	19.08				15.20			
	2-Wire Voice Grade Port (Centrex with Caller ID) Basic Local Area			UEP9D	UEPYH	1.36	38.85	19.08				15.20			
	2-Wire Voice Grade Port (Centrex/Caller ID/Msg Wtg Lamp Indication))3 Basic Local Area			UEP9D	UEPYW	1.36	38.85	19.08				15.20			
	2-Wire Voice Grade Port (Centrex/Msg Wtg Lamp Indication))3 Basic Local Area			UEP9D	UEPYJ	1.36	38.85	19.08				15.20			
	2-Wire Voice Grade Port (Centrex from diff Serving Wire Center) 2 Basic Local Area			UEP9D	UEPYM	1.36	104.41	67.93				15.20			
	2-Wire Voice Grade Port (Centrex/differ SWC /EBS-PSET)2, 3 Basic Local Area			UEP9D	UEPYO	1.36	104.41	67.93				15.20			

UNBUNDLED NETWORK ELEMENTS - Louisiana										Attachment: 2		Exhibit: B			
CATEGORY	RATE ELEMENTS	Interim	Zone	BCS	USOC	RATES (\$)				Svc Order Submitted Elec per LSR	Svc Order Submitted Manually per LSR	Incremental Charge - Manual Svc Order vs. Electronic-1st	Incremental Charge - Manual Svc Order vs. Electronic-Add'l	Incremental Charge - Manual Svc Order vs. Electronic-Disc 1st	Incremental Charge - Manual Svc Order vs. Electronic-Disc Add'l
						Rec	Nonrecurring		Nonrecurring Disconnect						
							First	Add'l	First	Add'l	SOMEc	SOMAN	SOMAN	SOMAN	SOMAN
	2-Wire Voice Grade Port (Centrex/differ SWC /EBS-M5009)2, 3 Basic Local Area			UEP9D	UEPYP	1.36	104.41	67.93				15.20			
	2-Wire Voice Grade Port (Centrex/differ SWC /EBS-5209)2, 3 Basic Local Area			UEP9D	UEPYQ	1.36	104.41	67.93				15.20			
	2-Wire Voice Grade Port (Centrex/differ SWC /EBS-M5112)2, 3 Basic Local Area			UEP9D	UEPYR	1.36	104.41	67.93				15.20			
	2-Wire Voice Grade Port (Centrex/differ SWC /EBS-M5312)2, 3 Basic Local Area			UEP9D	UEPYS	1.36	104.41	67.93				15.20			
	2-Wire Voice Grade Port (Centrex/differ SWC /EBS-M5008)2, 3 Basic Local Area			UEP9D	UEPY4	1.36	104.41	67.93				15.20			
	2-Wire Voice Grade Port (Centrex/differ SWC /EBS-M5208)2, 3 Basic Local Area			UEP9D	UEPY5	1.36	104.41	67.93				15.20			
	2-Wire Voice Grade Port (Centrex/differ SWC /EBS-M5216)2, 3 Basic Local Area			UEP9D	UEPY6	1.36	104.41	67.93				15.20			
	2-Wire Voice Grade Port (Centrex/differ SWC /EBS-M5316)2, 3 Basic Local Area			UEP9D	UEPY7	1.36	104.41	67.93				15.20			
	2-Wire Voice Grade Port, Diff Serving Wire Center - 800 Service Term			UEP9D	UEPYZ	1.36	104.41	67.93				15.20			
	2-Wire Voice Grade Port terminated in on Megalink or equivalent Basic Local Area			UEP9D	UEPY9	1.36	38.85	19.08				15.20			
	2-Wire Voice Grade Port Terminated on 800 Service Term Basic Local Area			UEP9D	UEPY2	1.36	38.85	19.08				15.20			
	<b>AL, KY, LA, MS, SC, &amp; TN Only</b>														
	2-Wire Voice Grade Port (Centrex)			UEP9D	UEPQA	1.36	38.85	19.08				15.20			
	2-Wire Voice Grade Port (Centrex 800 termination)			UEP9D	UEPQB	1.36	38.85	19.08				15.20			
	2-Wire Voice Grade Port (Centrex / EBS-PSET)3			UEP9D	UEPQC	1.36	38.85	19.08				15.20			
	2-Wire Voice Grade Port (Centrex / EBS-M5009)3			UEP9D	UEPQD	1.36	38.85	19.08				15.20			
	2-Wire Voice Grade Port (Centrex / EBS-M5209)3			UEP9D	UEPQE	1.36	38.85	19.08				15.20			
	2-Wire Voice Grade Port (Centrex / EBS-M5112)3			UEP9D	UEPQF	1.36	38.85	19.08				15.20			
	2-Wire Voice Grade Port (Centrex / EBS-M5312)3			UEP9D	UEPQG	1.36	38.85	19.08				15.20			
	2-Wire Voice Grade Port (Centrex / EBS-M5008)3			UEP9D	UEPQT	1.36	38.85	19.08				15.20			
	2-Wire Voice Grade Port (Centrex / EBS-M5208)3			UEP9D	UEPQU	1.36	38.85	19.08				15.20			
	2-Wire Voice Grade Port (Centrex / EBS-M5216)3			UEP9D	UEPQV	1.36	38.85	19.08				15.20			
	2-Wire Voice Grade Port (Centrex / EBS-M5316)3			UEP9D	UEPQ3	1.36	38.85	19.08				15.20			
	2-Wire Voice Grade Port (Centrex with Caller ID)			UEP9D	UEPQH	1.36	38.85	19.08				15.20			
	2-Wire Voice Grade Port (Centrex/Caller ID/Msg Wtg Lamp Indication)3			UEP9D	UEPQW	1.36	38.85	19.08				15.20			
	2-Wire Voice Grade Port (Centrex/Msg Wtg Lamp Indication)3			UEP9D	UEPQJ	1.36	38.85	19.08				15.20			
	2-Wire Voice Grade Port (Centrex from diff Serving Wire Center) 2			UEP9D	UEPQM	1.36	104.41	67.93				15.20			
	2-Wire Voice Grade Port (Centrex/differ SWC /EBS-PSET)2, 3			UEP9D	UEPQO	1.36	104.41	67.93				15.20			
	2-Wire Voice Grade Port (Centrex/differ SWC /EBS-M5009)2, 3			UEP9D	UEPQP	1.36	104.41	67.93				15.20			
	2-Wire Voice Grade Port (Centrex/differ SWC /EBS-5209)2, 3			UEP9D	UEPQQ	1.36	104.41	67.93				15.20			
	2-Wire Voice Grade Port (Centrex/differ SWC /EBS-M5112)2, 3			UEP9D	UEPQR	1.36	104.41	67.93				15.20			
	2-Wire Voice Grade Port (Centrex/differ SWC /EBS-M5312)2, 3			UEP9D	UEPQS	1.36	104.41	67.93				15.20			
	2-Wire Voice Grade Port (Centrex/differ SWC /EBS-M5008)2, 3			UEP9D	UEPQ4	1.36	104.41	67.93				15.20			
	2-Wire Voice Grade Port (Centrex/differ SWC /EBS-M5208)2, 3			UEP9D	UEPQ5	1.36	104.41	67.93				15.20			
	2-Wire Voice Grade Port (Centrex/differ SWC /EBS-M5216)2, 3			UEP9D	UEPQ6	1.36	104.41	67.93				15.20			
	2-Wire Voice Grade Port (Centrex/differ SWC /EBS-M5316)2, 3			UEP9D	UEPQ7	1.36	104.41	67.93				15.20			
	2-Wire Voice Grade Port, Diff Serving Wire Center - 800 Service Term			UEP9D	UEPQZ	1.36	104.41	67.93				15.20			

UNBUNDLED NETWORK ELEMENTS - Louisiana										Attachment: 2		Exhibit: B			
CATEGORY	RATE ELEMENTS	Interim	Zone	BCS	USOC	RATES (\$)				Svc Order Submitted Elec per LSR	Svc Order Submitted Manually per LSR	Incremental Charge - Manual Svc Order vs. Electronic-1st	Incremental Charge - Manual Svc Order vs. Electronic-Add'l	Incremental Charge - Manual Svc Order vs. Electronic-Disc 1st	Incremental Charge - Manual Svc Order vs. Electronic-Disc Add'l
						Rec	Nonrecurring		Nonrecurring Disconnect						
						First	Add'l	First	Add'l	SOMEc	SOMAN	SOMAN	SOMAN	SOMAN	SOMAN
	2-Wire Voice Grade Port terminated in on Megalink or equivalent			UEP9D	UEPQ9	1.36									
	2-Wire Voice Grade Port Terminated on 800 Service Term			UEP9D	UEPQ2	1.36					15.20				
	<b>Local Switching</b>														
	Centrex Intercom Functionality, per port			UEP9D	URECS	0.8577									
	<b>Local Number Portability</b>														
	Local Number Portability (1 per port)			UEP9D	LNPC	0.35									
	<b>Features</b>														
	All Standard Features Offered, per port			UEP9D	UEPVF	0.00					15.20				
	All Select Features Offered, per port			UEP9D	UEPVS	0.00	412.25				15.20				
	All Centrex Control Features Offered, per port			UEP9D	UEPVC	0.00					15.20				
	<b>NARS</b>														
	Unbundled Network Access Register - Combination			UEP9D	UARCX	0.00	0.00	0.00			15.20				
	Unbundled Network Access Register - Inward			UEP9D	UAR1X	0.00	0.00	0.00			15.20				
	Unbundled Network Access Register - Outdial			UEP9D	UAROx	0.00	0.00	0.00			15.20				
	<b>Miscellaneous Terminations</b>														
	<b>2-Wire Trunk Side</b>														
	Trunk Side Terminations, each			UEP9D	CEND6	8.29	115.85	18.20			15.20				
	<b>4-Wire Digital (1,544 Megabits)</b>														
	DS1 Circuit Terminations, each			UEP9D	M1HD1	68.47	196.18	98.62			15.20				
	DS0 Channels Activated per Channel			UEP9D	M1HDO	0.00	14.06				15.20				
	<b>Interoffice Channel Mileage - 2-Wire</b>														
	Interoffice Channel Facilities Termination			UEP9D	MIGBC	22.60	39.36	26.62			15.20				
	Interoffice Channel mileage, per mile or fraction of mile			UEP9D	MIGBM	0.013									
	<b>Feature Activations (DS0) Centrex Loops on Channelized DS1 Service</b>														
	<b>D4 Channel Bank Feature Activations</b>														
	Feature Activation on D-4 Channel Bank Centrex Loop Slot			UEP9D	1PQWS	0.6497					15.20				
	Feature Activation on D-4 Channel Bank FX line Side Loop Slot			UEP9D	1PQW6	0.6497					15.20				
	Feature Activation on D-4 Channel Bank FX Trunk Side Loop Slot			UEP9D	1PQW7	0.6497					15.20				
	Feature Activation on D-4 Channel Bank Centrex Loop Slot - Different Wire Center			UEP9D	1PQWP	0.6497					15.20				
	Feature Activation on D-4 Channel Bank Private Line Loop Slot			UEP9D	1PQWV	0.6497					15.20				
	Feature Activation on D-4 Channel Bank Tjie Line/Trunk Loop Slot			UEP9D	1PQWQ	0.6497					15.20				
	Feature Activation on D-4 Channel Bank WATS Loop Slot			UEP9D	1PQWA	0.6497					15.20				
	<b>Non-Recurring Charges (NRC) Associated with UNE-P Centrex</b>														
	NRC Conversion Currently Combined Switch-As-Is with allowed changes, per port			UEP9D	USAC2		0.10	0.10			15.20				
	Conversion of existing Centrex Common Block, each			UEP9D	USACN		36.66	16.10			15.20				
	New Centrex Standard Common Block			UEP9D	M1ACS	0.00	680.40				15.20				
	New Centrex Customized Common Block			UEP9D	M1ACC	0.00	680.40				15.20				
	NAR Establishment Charge, Per Occasion			UEP9D	URECA	0.00	73.93				15.20				
	<b>UNE-P CENTREX - EWSD (Valid in AL, FL, KY, LA, MS &amp; TN)</b>														
	<b>2-Wire VG Loop/2-Wire Voice Grade Port (Centrex) Combo</b>														
	<b>UNE Port/Loop Combination Rates (Non-Design)</b>														
	2-Wire VG Loop/2-Wire Voice Grade Port (Centrex) Port Combo - Non-Design	1		UEP9E		13.13									
	2-Wire VG Loop/2-Wire Voice Grade Port (Centrex)Port Combo - Non-Design	2		UEP9E		23.75									
	2-Wire VG Loop/2-Wire Voice Grade Port (Centrex)Port Combo - Non-Design	3		UEP9E		49.62									
	<b>UNE Port/Loop Combination Rates (Design)</b>														
	2-Wire VG Loop/2-Wire Voice Grade Port (Centrex) Port Combo - Design	1		UEP9E		16.29									
	2-Wire VG Loop/2-Wire Voice Grade Port (Centrex)Port Combo - Design	2		UEP9E		26.71									

UNBUNDLED NETWORK ELEMENTS - Louisiana							Attachment: 2		Exhibit: B						
CATEGORY	RATE ELEMENTS	Interim	Zone	BCS	USOC	RATES (\$)	Svc Order Submitted Elec per LSR	Svc Order Submitted Manually per LSR	Incremental Charge - Manual Svc Order vs. Electronic-1st	Incremental Charge - Manual Svc Order vs. Electronic-Add'l	Incremental Charge - Manual Svc Order vs. Electronic-Disc 1st	Incremental Charge - Manual Svc Order vs. Electronic-Disc Add'l			
													Rec	Nonrecurring	
										SOMEc	SOMAN	SOMAN	SOMAN	SOMAN	SOMAN
	2-Wire VG Loop/2-Wire Voice Grade Port (Centrex)Port Combo - Design		3	UEP9E		51.82									
	<b>UNE Loop Rate</b>														
	2-Wire Voice Grade Loop (SL 1) - Zone 1		1	UEP9E	UECS1	11.77									
	2-Wire Voice Grade Loop (SL 1) - Zone 2		2	UEP9E	UECS1	22.39									
	2-Wire Voice Grade Loop (SL 1) - Zone 3		3	UEP9E	UECS1	48.26									
	2-Wire Voice Grade Loop (SL 2) - Zone 1		1	UEP9E	UECS2	14.93									
	2-Wire Voice Grade Loop (SL 2) - Zone 2		2	UEP9E	UECS2	25.35									
	2-Wire Voice Grade Loop (SL 2) - Zone 3		3	UEP9E	UECS2	50.46									
	<b>UNE Port Rate</b>														
	<b>AL, FL, KY, LA, MS, &amp; TN only</b>														
	2-Wire Voice Grade Port (Centrex ) Basic Local Area			UEP9E	UEPYA	1.36	38.85	19.08			15.20				
	2-Wire Voice Grade Port (Centrex 800 termination)Basic Local Area			UEP9E	UEPYB	1.36	38.85	19.08			15.20				
	2-Wire Voice Grade Port (Centrex with Caller ID)1Basic Local Area			UEP9E	UEPYH	1.36	38.85	19.08			15.20				
	2-Wire Voice Grade Port (Centrex from diff Serving Wire Center)2 Basic Local Area			UEP9E	UEPYM	1.36	104.41	67.93			15.20				
	2-Wire Voice Grade Port, Diff Serving Wire Center - 800 Service Term - Basic Local Area			UEP9E	UEPYZ	1.36	104.41	67.93			15.20				
	2-Wire Voice Grade Port terminated in on Megalink or equivalent - Basic Local Area			UEP9E	UEPY9	1.36	38.85	19.08			15.20				
	2-Wire Voice Grade Port Terminated on 800 Service Term - Basic Local Area			UEP9E	UEPY2	1.36	38.85	19.08			15.20				
	<b>AL, KY, LA, MS, &amp; TN Only</b>														
	2-Wire Voice Grade Port (Centrex )			UEP9E	UEPQA	1.36	38.85	19.08			15.20				
	2-Wire Voice Grade Port (Centrex 800 termination)			UEP9E	UEPQB	1.36	38.85	19.08			15.20				
	2-Wire Voice Grade Port (Centrex with Caller ID)1			UEP9E	UEPQH	1.36	38.85	19.08			15.20				
	2-Wire Voice Grade Port (Centrex from diff Serving Wire Center)2			UEP9E	UEPQM	1.36	104.41	67.93			15.20				
	2-Wire Voice Grade Port, Diff Serving Wire Center - 800 Service Term			UEP9E	UEPQZ	1.36	104.41	67.93			15.20				
	2-Wire Voice Grade Port terminated in on Megalink or equivalent			UEP9E	UEPQ9	1.36	38.85	19.08			15.20				
	2-Wire Voice Grade Port Terminated on 800 Service Term			UEP9E	UEPQ2	1.36	38.85	19.08			15.20				
	<b>Local Switching</b>														
	Centrex Intercom Funtionality, per port			UEP9E	URECS	0.8577									
	<b>Local Number Portability</b>														
	Local Number Portability (1 per port)			UEP9E	LNPCC	0.35									
	<b>Features</b>														
	All Standard Features Offered, per port			UEP9E	UEPVF	0.00					15.20				
	All Select Features Offered, per port			UEP9E	UEPVS	0.00	412.25				15.20				
	All Centrex Control Features Offered, per port			UEP9E	UEPVC	0.00					15.20				
	<b>NARS</b>														
	Unbundled Network Access Register - Combination			UEP9E	UARCX	0.00	0.00	0.00							
	Unbundled Network Access Register - Indial			UEP9E	UAR1X	0.00	0.00	0.00							
	Unbundled Network Access Register - Outdial			UEP9E	UAROx	0.00	0.00	0.00							
	<b>Miscellaneous Terminations</b>														
	<b>2-Wire Trunk Side</b>														
	Trunk Side Terminations, each			UEP9E	CEND6	8.29	115.85	18.20			15.20				
	<b>4-Wire Digital (1.544 Megabits)</b>														
	DS1 Circuit Terminations, each			UEP9E	M1HD1	68.47	196.18	92.92			15.20				
	DS0 Channel Activated Per Channel			UEP9E	M1HDO	0.00	14.06				15.20				
	<b>Interoffice Channel Mileage - 2-Wire</b>														
	Interoffice Channel Facilities Termination			UEP9E	MIGBC	22.60	39.36	26.62			15.20				
	Interoffice Channel mileage, per mile or fraction of mile			UEP9E	MIGBM	0.013									
	<b>Feature Activations (DS0) Centrex Loops on Channelized DS1 Service</b>														
	<b>D4 Channel Bank Feature Activations</b>														
	Feature Activation on D-4 Channel Bank Centrex Loop Slot			UEP9E	1PQWS	0.6497					15.20				

UNBUNDLED NETWORK ELEMENTS - Louisiana										Attachment: 2		Exhibit: B			
CATEGORY	RATE ELEMENTS	Interim	Zone	BCS	USOC	RATES (\$)	Svc Order Submitted Elec per LSR	Svc Order Submitted Manually per LSR	Incremental Charge - Manual Svc Order vs. Electronic-1st	Incremental Charge - Manual Svc Order vs. Electronic-Add'l	Incremental Charge - Manual Svc Order vs. Electronic-Disc 1st	Incremental Charge - Manual Svc Order vs. Electronic-Disc Add'l			
													Rec	Nonrecurring	
										SOMEc	SOMAN	SOMAN	SOMAN	SOMAN	SOMAN
	Feature Activation on D-4 Channel Bank FX line Side Loop Slot			UEP9E	1PQW6	0.6497					15.20				
	Feature Activation on D-4 Channel Bank FX Trunk Side Loop Slot			UEP9E	1PQW7	0.6497					15.20				
	Feature Activation on D-4 Channel Bank Centrex Loop Slot - Different Wire Center			UEP9E	1PQWP	0.6497					15.20				
	Feature Activation on D-4 Channel Bank Private Line Loop Slot			UEP9E	1PQWV	0.6497					15.20				
	Feature Activation on D-4 Channel Bank Tjje Line/Trunk Loop Slot			UEP9E	1PQWQ	0.6497					15.20				
	Feature Activation on D-4 Channel Bank WATS Loop Slot			UEP9E	1PQWA	0.6497					15.20				
<b>Non-Recuring Charges (NRC) Associated with UNE-P Centrex</b>															
	NRC Conversion Currently Combined Switch-As-Is with allowed changes, per port			UEP9E	USAC2						0.10	0.10			
	Conversion of Existing Centrex Common Block, each			UEP9E	USACN						36.66	16.10			
	New Centrex Standard Common Block			UEP9E	M1ACS	0.00					680.40				
	New Centrex Customized Common Block			UEP9E	M1ACC	0.00					680.40				
	NAR Establishment Charge, Per Occasion			UEP9E	URECA	0.00					73.93				
<b>UNE-P CENTREX - DCO - Valid in AL, KY, LA, MS, &amp; TN)</b>															
<b>2-Wire VG Loop/2-Wire Voice Grade Port (Centrex) Combo</b>															
<b>UNE Port/Loop Combination Rates (Non-Design)</b>															
	2-Wire VG Loop/2-Wire Voice Grade Port (Centrex) Port Combo - Non-Design		1	UEP93		13.13									
	2-Wire VG Loop/2-Wire Voice Grade Port (Centrex)Port Combo - Non-Design		2	UEP93		23.75									
	2-Wire VG Loop/2-Wire Voice Grade Port (Centrex)Port Combo - Non-Design		3	UEP93		49.62									
<b>UNE Port/Loop Combination Rates (Design)</b>															
	2-Wire VG Loop/2-Wire Voice Grade Port (Centrex) Port Combo - Design		1	UEP93		16.29									
	2-Wire VG Loop/2-Wire Voice Grade Port (Centrex)Port Combo - Design		2	UEP93		26.71									
	2-Wire VG Loop/2-Wire Voice Grade Port (Centrex)Port Combo - Design		3	UEP93		51.82									
<b>UNE Loop Rate</b>															
	2-Wire Voice Grade Loop (SL 1) - Zone 1		1	UEP93	UECS1	11.77									
	2-Wire Voice Grade Loop (SL 1) - Zone 2		2	UEP93	UECS1	22.36									
	2-Wire Voice Grade Loop (SL 1) - Zone 3		3	UEP93	UECS1	48.26									
	2-Wire Voice Grade Loop (SL 2) - Zone 1		1	UEP93	UECS2	14.93									
	2-Wire Voice Grade Loop (SL 2) - Zone 2		2	UEP93	UECS2	25.35									
	2-Wire Voice Grade Loop (SL 2) - Zone 3		3	UEP93	UECS2	50.46									
<b>UNE Port Rate</b>															
<b>AL, KY, LA, MS, &amp; TN only</b>															
	2-Wire Voice Grade Port (Centrex ) Basic Local Area			UEP93	UEPYA	1.36					38.85	19.08			
	2-Wire Voice Grade Port (Centrex 800 termination)Basic Local Area			UEP93	UEPYB	1.36					38.85	19.08			
	2-Wire Voice Grade Port (Centrex with Caller ID)1Basic Local Area			UEP93	UEPYH	1.36					38.85	19.08			
	2-Wire Voice Grade Port (Centrex from diff Serving Wire Center)2 Basic Local Area			UEP93	UEPYM	1.36					104.41	67.93			
	2-Wire Voice Grade Port, Diff Serving Wire Center - 800 Service Term - Basic Local Area			UEP93	UEPYZ	1.36					104.41	67.93			
	2-Wire Voice Grade Port terminated in on Megalink or equivalent - Basic Local Area			UEP93	UEPY9	1.36					38.85	19.08			
	2-Wire Voice Grade Port Terminated on 800 Service Term - Basic Local Area			UEP93	UEPY2	1.36					38.85	19.08			
	2-Wire Voice Grade Port (Centrex )			UEP93	UEPQA	1.36					38.85	19.08			
	2-Wire Voice Grade Port (Centrex 800 termination)			UEP93	UEPQB	1.36					38.85	19.08			
	2-Wire Voice Grade Port (Centrex with Caller ID)1			UEP93	UEPQH	1.36					38.85	19.08			

UNBUNDLED NETWORK ELEMENTS - Louisiana										Attachment: 2		Exhibit: B			
CATEGORY	RATE ELEMENTS	Interim	Zone	BCS	USOC	RATES (\$)				Svc Order Submitted Elec per LSR	Svc Order Submitted Manually per LSR	Incremental Charge - Manual Svc Order vs. Electronic-1st	Incremental Charge - Manual Svc Order vs. Electronic-Add'l	Incremental Charge - Manual Svc Order vs. Electronic-Disc 1st	Incremental Charge - Manual Svc Order vs. Electronic-Disc Add'l
						Rec	Nonrecurring		Nonrecurring Disconnect						
							First	Add'l	First	Add'l	SOMEc	SOMAN	SOMAN	SOMAN	SOMAN
	2-Wire Voice Grade Port (Centrex from diff Serving Wire Center)2			UEP93	UEPQM	1.36	104.41	67.93				15.20			
	2-Wire Voice Grade Port, Diff Serving Wire Center - 800 Service Term			UEP93	UEPQZ	1.36	104.41	67.93				15.20			
	2-Wire Voice Grade Port terminated in on Megalink or equivalent			UEP93	UEPQ9	1.36	38.85	19.08				15.20			
	2-Wire Voice Grade Port Terminated on 800 Service Term			UEP93	UEPQ2	1.36	38.85	19.08				15.20			
	<b>Local Switching</b>														
	Centrex Intercom Functionality, per port			UEP93	URECS	0.8577									
	<b>Local Number Portability</b>														
	Local Number Portability (1 per port)			UEP93	LNCCC	0.35									
	<b>Features</b>														
	All Standard Features Offered, per port			UEP93	UEPVF	0.00						15.20			
	All Centrex Control Features Offered, per port			UEP93	UEPVC	0.00						15.20			
	<b>NARS</b>														
	Unbundled Network Access Register - Combination			UEP93	UARCX	0.00	0.00	0.00				15.20			
	Unbundled Network Access Register - Indial			UEP93	UARIX	0.00	0.00	0.00				15.20			
	Unbundled Network Access Register - Outdial			UEP93	UAROx	0.00	0.00	0.00				15.20			
	<b>Miscellaneous Terminations</b>														
	<b>2-Wire Trunk Side</b>														
	Trunk Side Terminations, each			UEP93	CEND6	8.27	115.85	18.20				15.20			
	<b>4-Wire Digital (1.544 Megabits)</b>														
	DS1 Circuit Terminations, each			UEP93	M1HD1	68.47	196.18	92.92				15.20			
	DS0 Channels Activated, Per Channel			UEP93	M1HDO	0.00	14.06					15.20			
	<b>Interoffice Channel Mileage - 2-Wire</b>														
	Interoffice Channel Facilities Termination			UEP93	MIGBC	22.60	39.36	26.62				15.20			
	Interoffice Channel mileage, per mile or fraction of mile			UEP93	MIGBM	0.013									
	<b>Feature Activations (DS0) Centrex Loops on Channelized DS1 Service</b>														
	<b>D4 Channel Bank Feature Activations</b>														
	Feature Activation on D-4 Channel Bank Centrex Loop Slot			UEP93	1PQWS	0.6497						15.20			
	Feature Activation on D-4 Channel Bank FX Line Side Loop Slot			UEP93	1PQW6	0.6497						15.20			
	Feature Activation on D-4 Channel Bank FX Trunk Side Loop Slot			UEP93	1PQW7	0.6497						15.20			
	Feature Activation on D-4 Channel Bank Centrex Loop Slot - Different Wire Center			UEP93	1PQWP	0.6497						15.20			
	Feature Activation on D-4 Channel Bank Private Line Loop Slot			UEP93	1PQWV	0.6497						15.20			
	Feature Activation on D-4 Channel Bank Tie Line/Trunk Loop Slot			UEP93	1PQWQ	0.6497						15.20			
	Feature Activation on D-4 Channel Bank WATS Loop Slot			UEP93	1PQWA	0.6497						15.20			
	<b>Non-Recurring Charges (NRC) Associated with UNE-P Centrex</b>														
	NRC Conversion Currently Combined Switch-As-Is with allowed changes, per port			UEP93	USAC2		0.10	0.10				15.20			
	Conversion of Existing Centrex Common Block, each			UEP93	USACN		36.66	16.10				15.20			
	New Centrex Standard Common Block			UEP93	M1ACS	0.00	680.40					15.20			
	New Centrex Customized Common Block			UEP93	M1ACC	0.00	680.40					15.20			
	NAR Establishment Charge, Per Occasion			UEP93	URECA	0.00	73.93					15.20			
	<b>Note 1 - Required Port for Centrex Control in 1AESS, 5ESS &amp; EWSD</b>														
	<b>Note 2 - Requires Interoffice Channel Mileage</b>														
	<b>Note 3 - Requires Specific Customer Premises Equipment</b>														
	<b>UNBUNDLED CENTREX PORT/LOOP COMBINATIONS - MARKET RATES</b>														
	1. Market Rates are applied where BellSouth is not required by FCC and/or State Commission rule to provide Unbundled Local Switching or Switch Ports.														
	2. Recurring Charges for all Standard Centrex and Centrex Control Features are Included in the Market Rate														
	3. End Office and Tandem Switching Usage and Common Transport Usage rates in the Port section of this rate exhibit shall apply to all combinations of loop/port network elements except for UNE Coin Port/Loop Combinations.														
	4. The first and additional Port nonrecurring charges apply to Not Currently Combined Combos. For Currently Combined Combos, the nonrecurring charges shall be those identified in the Nonrecurring - Currently Combined sections. Additional NRCs may apply also and are categorized accordingly.														
	UNE-P CENTREX - 1AESS - (Valid in AL,FL,GA,KY,LA,MS,&TN only)														
	2-Wire VG Loop/2-Wire Voice Grade Port (Centrex) Combo														

UNBUNDLED NETWORK ELEMENTS - Louisiana											Attachment: 2		Exhibit: B					
CATEGORY	RATE ELEMENTS	Interim	Zone	BCS	USOC	RATES (\$)	Svc Order Submitted Elec per LSR	Svc Order Submitted Manually per LSR	Incremental Charge - Manual Svc Order vs. Electronic-1st	Incremental Charge - Manual Svc Order vs. Electronic-Add'l	Incremental Charge - Manual Svc Order vs. Electronic-Disc 1st	Incremental Charge - Manual Svc Order vs. Electronic-Disc Add'l						
													Rec	Nonrecurring		Nonrecurring Disconnect		OSS Rates (\$)
													SOMEc	SOMAN	SOMAN	SOMAN	SOMAN	SOMAN
<b>UNE Port/Loop Combination Rates (Non-Design)</b>																		
	2-Wire VG Loop/2-Wire Voice Grade Port (Centrex) Port Combo - Non-Design		1	UEP91		25.77												
	2-Wire VG Loop/2-Wire Voice Grade Port (Centrex)Port Combo - Non-Design		2	UEP91		36.39												
	2-Wire VG Loop/2-Wire Voice Grade Port (Centrex)Port Combo - Non-Design		3	UEP91		62.26												
<b>UNE Port/Loop Combination Rates (Design)</b>																		
	2-Wire VG Loop/2-Wire Voice Grade Port (Centrex) Port Combo - Design		1	UEP91		28.93												
	2-Wire VG Loop/2-Wire Voice Grade Port (Centrex)Port Combo - Design		2	UEP91		39.35												
	2-Wire VG Loop/2-Wire Voice Grade Port (Centrex)Port Combo - Design		3	UEP91		64.46												
<b>UNE Loop Rate</b>																		
	2-Wire Voice Grade Loop (SL 1) - Zone 1		1	UEP91	UECS1	11.77												
	2-Wire Voice Grade Loop (SL 1) - Zone 2		2	UEP91	UECS1	22.39												
	2-Wire Voice Grade Loop (SL 1) - Zone 3		3	UEP91	UECS1	48.26												
	2-Wire Voice Grade Loop (SL 2) - Zone 1		1	UEP91	UECS2	14.93												
	2-Wire Voice Grade Loop (SL 2) - Zone 2		2	UEP91	UECS2	25.35												
	2-Wire Voice Grade Loop (SL 2) - Zone 3		3	UEP91	UECS2	50.46												
<b>UNE Ports</b>																		
<b>All States (Except North Carolina and Sout Carolina)</b>																		
	2-Wire Voice Grade Port (Centrex ) Basic Local Area			UEP91	UEPYA	14.00	50.00	25.00					15.20					
	2-Wire Voice Grade Port (Centrex 800 termination)Basic Local Area			UEP91	UEPYB	14.00	50.00	25.00					15.20					
	2-Wire Voice Grade Port (Centrex with Caller ID)1Basic Local Area			UEP91	UEPYH	14.00	50.00	25.00					15.20					
	2-Wire Voice Grade Port (Centrex from diff Serving Wire Center)2 Basic Local Area			UEP91	UEPYM	14.00	135.00	90.00					15.20					
	2-Wire Voice Grade Port, Diff Serving Wire Center - 800 Service Term - Basic Local Area			UEP91	UEPYZ	14.00	135.00	90.00					15.20					
	2-Wire Voice Grade Port terminated in on Megalink or equivalent - Basic Local Area			UEP91	UEPY9	14.00	50.00	25.00					15.20					
	2-Wire Voice Grade Port Terminated on 800 Service Term - Basic Local Area			UEP91	UEPY2	14.00	50.00	25.00					15.20					
<b>AL, KY, LA, MS, &amp; TN Only</b>																		
	2-Wire Voice Grade Port (Centrex )			UEP91	UEPQA	14.00	50.00	25.00					15.20					
	2-Wire Voice Grade Port (Centrex 800 termination)			UEP91	UEPQB	14.00	50.00	25.00					15.20					
	2-Wire Voice Grade Port (Centrex with Caller ID)1			UEP91	UEPQH	14.00	50.00	25.00					15.20					
	2-Wire Voice Grade Port (Centrex from diff Serving Wire Center)2			UEP91	UEPQM	14.00	135.00	90.00					15.20					
	2-Wire Voice Grade Port, Diff Serving Wire Center - 800 Service Term			UEP91	UEPQZ	14.00	135.00	90.00					15.20					
	2-Wire Voice Grade Port terminated in on Megalink or equivalent			UEP91	UEPQ9	14.00	50.00	25.00					15.20					
	2-Wire Voice Grade Port Terminated on 800 Service Term			UEP91	UEPQ2	14.00	50.00	25.00					15.20					
<b>Local Switching</b>																		
	Centrex Intercom Funtionality, per port			UEP91	URECS	0.8577												
<b>Local Number Portability</b>																		
	Local Number Portability (1 per port)			UEP91	LNPCc	0.35												
<b>Features</b>																		
	All Standard Features Offered, per port			UEP91	UEPVF	0.00												
	All Select Features Offered, per port			UEP91	UEPVS	0.00	412.25						15.20					
	All Centrex Control Features Offered, per port			UEP91	UEPVC	0.00												
<b>NARS</b>																		
	Unbundled Network Access Register - Combination			UEP91	UARCX	0.00	0.00	0.00					15.20					
	Unbundled Network Access Register - Indial			UEP91	UAR1X	0.00	0.00	0.00					15.20					
	Unbundled Network Access Register - Outdial			UEP91	UAROx	0.00	0.00	0.00					15.20					

UNBUNDLED NETWORK ELEMENTS - Louisiana										Attachment: 2		Exhibit: B			
CATEGORY	RATE ELEMENTS	Interim	Zone	BCS	USOC	RATES (\$)	Svc Order Submitted Elec per LSR	Svc Order Submitted Manually per LSR	Incremental Charge - Manual Svc Order vs. Electronic-1st	Incremental Charge - Manual Svc Order vs. Electronic-Add'l	Incremental Charge - Manual Svc Order vs. Electronic-Disc 1st	Incremental Charge - Manual Svc Order vs. Electronic-Disc Add'l	OSS Rates (\$)		
													Rec	Nonrecurring First	Nonrecurring Add'l
<b>Miscellaneous Terminations</b>															
<b>2-Wire Trunk Side</b>															
	Trunk Side Terminations, each			UEP91	CENA6	8.29			115.85	18.20				15.20	
<b>Interoffice Channel Mileage - 2-Wire</b>															
	Interoffice Channel Facilities Termination - Voice Grade			UEP91	M1GBC	22.60			39.36	26.62				15.20	
	Interoffice Channel mileage, per mile or fraction of mile			UEP91	M1GBM	0.013									
<b>Feature Activations (DS0) Centrex Loops on Channelized DS1 Service</b>															
<b>D4 Channel Bank Feature Activations</b>															
	Feature Activation on D-4 Channel Bank Centrex Loop Slot			UEP91	1PQWS	0.6497								15.20	
	Feature Activation on D-4 Channel Bank FX line Side Loop Slot			UEP91	1PQW6	0.6497								15.20	
	Feature Activation on D-4 Channel Bank FX Trunk Side Loop Slot			UEP91	1PQW7	0.6497								15.20	
	Feature Activation on D-4 Channel Bank Centrex Loop Slot - Different Wire Center			UEP91	1PQWP	0.6497								15.20	
	Feature Activation on D-4 Channel Bank Private Line Loop Slot			UEP91	1PQWV	0.6497								15.20	
	Feature Activation on D-4 Channel Bank Tjie Line/Trunk Loop Slot			UEP91	1PQWQ	0.6497								15.20	
	Feature Activation on D-4 Channel Bank WATS Loop Slot			UEP91	1PQWA	0.6497								15.20	
<b>Non-Recurring Charges (NRC) Associated with UNE-P Centrex</b>															
	Conversion - Currently Combined Switch-As-ls with allowed changes, per port			UEP91	USAC2			0.10	0.10					15.20	
	Conversion of Existing Centrex Common Block			UEP91	USACN	0.00		36.66	16.10						
	New Centrex Standard Common Block			UEP91	M1ACS	0.00		680.40						15.20	
	New Centrex Customized Common Block			UEP91	M1ACC	0.00		680.40						15.20	
	Secondary Block, per Block			UEP91	M2CC1	0.00		79.31						15.20	
	NAR Establishment Charge, Per Occasion			UEP91	URECA	0.00		73.93						15.20	
<b>UNE-P CENTREX - 5ESS (Valid in All States)</b>															
<b>2-Wire VG Loop/2-Wire Voice Grade Port (Centrex) Combo</b>															
<b>UNE Port/Loop Combination Rates (Non-Design)</b>															
	2-Wire VG Loop/2-Wire Voice Grade Port (Centrex) Port Combo - Non-Design		1	UEP95		25.77									
	2-Wire VG Loop/2-Wire Voice Grade Port (Centrex)Port Combo - Non-Design		2	UEP95		36.39									
	2-Wire VG Loop/2-Wire Voice Grade Port (Centrex)Port Combo - Non-Design		3	UEP95		62.26									
<b>UNE Port/Loop Combination Rates (Design)</b>															
	2-Wire VG Loop/2-Wire Voice Grade Port (Centrex) Port Combo - Design		1	UEP95		28.93									
	2-Wire VG Loop/2-Wire Voice Grade Port (Centrex)Port Combo - Design		2	UEP95		39.35									
	2-Wire VG Loop/2-Wire Voice Grade Port (Centrex)Port Combo - Design		3	UEP95		64.46									
<b>UNE Loop Rate</b>															
	2-Wire Voice Grade Loop (SL 1) - Zone 1		1	UEP95	UECS1	11.77									
	2-Wire Voice Grade Loop (SL 1) - Zone 2		2	UEP95	UECS1	22.39									
	2-Wire Voice Grade Loop (SL 1) - Zone 3		3	UEP95	UECS1	48.26									
	2-Wire Voice Grade Loop (SL 2) - Zone 1		1	UEP95	UECS2	14.93									
	2-Wire Voice Grade Loop (SL 2) - Zone 2		2	UEP95	UECS2	25.35									
	2-Wire Voice Grade Loop (SL 2) - Zone 3		3	UEP95	UECS2	50.46									
<b>UNE Port Rate</b>															
<b>All States</b>															
	2-Wire Voice Grade Port (Centrex ) Basic Local Area			UEP95	UEPYA	14.00		50.00	25.00					15.20	
	2-Wire Voice Grade Port (Centrex 800 termination)			UEP95	UEPYB	14.00		50.00	25.00					15.20	
	2-Wire Voice Grade Port (Centrex with Caller ID)1Basic Local Area			UEP95	UEPYH	14.00		50.00	25.00					15.20	
	2-Wire Voice Grade Port (Centrex from diff Serving Wire Center)2 Basic Local Area			UEP95	UEPYM	14.00		135.00	90.00					15.20	



UNBUNDLED NETWORK ELEMENTS - Louisiana										Attachment: 2		Exhibit: B			
CATEGORY	RATE ELEMENTS	Interim	Zone	BCS	USOC	RATES (\$)	Svc Order Submitted Elec per LSR	Svc Order Submitted Manually per LSR	Incremental Charge - Manual Svc Order vs. Electronic-1st	Incremental Charge - Manual Svc Order vs. Electronic-Add'l	Incremental Charge - Manual Svc Order vs. Electronic-Disc 1st	Incremental Charge - Manual Svc Order vs. Electronic-Disc Add'l			
													Rec	Nonrecurring	
										SOMEc	SOMAN	SOMAN	SOMAN	SOMAN	SOMAN
	2-Wire Voice Grade Port, Diff Serving Wire Center - 800 Service Term - Basic Local Area			UEP95	UEPYZ	14.00		135.00	90.00		15.20				
	2-Wire Voice Grade Port terminated in on Megalink or equivalent - Basic Local Area			UEP95	UEPY9	14.00		50.00	25.00		15.20				
	2-Wire Voice Grade Port Terminated on 800 Service Term - Basic Local Area			UEP95	UEPY2	14.00		50.00	25.00		15.20				
	<b>AL, KY, LA, MS, SC, &amp; TN Only</b>														
	2-Wire Voice Grade Port (Centrex )			UEP95	UEPQA	14.00		50.00	25.00		15.20				
	2-Wire Voice Grade Port (Centrex 800 termination)			UEP95	UEPQB	14.00		50.00	25.00		15.20				
	2-Wire Voice Grade Port (Centrex with Caller ID)1			UEP95	UEPQH	14.00		50.00	25.00		15.20				
	2-Wire Voice Grade Port (Centrex from diff Serving Wire Center)2			UEP95	UEPQM	14.00		135.00	90.00		15.20				
	2-Wire Voice Grade Port, Diff Serving Wire Center - 800 Service Term			UEP95	UEPQZ	14.00		135.00	90.00		15.20				
	2-Wire Voice Grade Port terminated in on Megalink or equivalent			UEP95	UEPQ9	14.00		50.00	25.00		15.20				
	2-Wire Voice Grade Port Terminated on 800 Service Term			UEP95	UEPQ2	14.00		50.00	25.00		15.20				
	<b>Local Switching</b>														
	Centrex Intercom Funtionalty, per port			UEP95	URECS	0.8577					15.20				
	<b>Local Number Portability</b>														
	Local Number Portability (1 per port)			UEP95	LNPC	0.35									
	<b>Features</b>														
	All Standard Features Offered, per port			UEP95	UEPVF	0.00					15.20				
	All Select Features Offered, per port			UEP95	UEPVS	0.00	412.25				15.20				
	All Centrex Control Features Offered, per port			UEP95	UEPVC	0.00					15.20				
	<b>NARS</b>														
	Unbundled Network Access Register - Combination			UEP95	UARCX	0.00	0.00	0.00	0.00		15.20				
	Unbundled Network Access Register - Indial			UEP95	UAR1X	0.00	0.00	0.00	0.00		15.20				
	Unbundled Network Access Register - Outdial			UEP95	UAROx	0.00	0.00	0.00	0.00		15.20				
	<b>Miscellaneous Terminations</b>														
	<b>2-Wire Trunk Side</b>														
	Trunk Side Terminations, each			UEP95	CEND6	8.29		115.85	18.20		15.20				
	<b>4-Wire Digital (1.544 Megabits)</b>														
	DS1 Circuit Terminations, each			UEP95	M1HD1	68.47		196.18	92.92		15.20				
	DS0 Channels Activated, each			UEP95	M1HDO	0.00		14.06			15.20				
	<b>Interoffice Channel Mileage - 2-Wire</b>														
	Interoffice Channel Facilities Termination			UEP95	MIGBC	22.60		39.36	26.62		15.20				
	Interoffice Channel mileage, per mile or fraction of mile			UEP95	MIGBM	0.013									
	<b>Feature Activations (DS0) Centrex Loops on Channelized DS1 Service</b>														
	<b>D4 Channel Bank Feature Activations</b>														
	Feature Activation on D-4 Channel Bank Centrex Loop Slot			UEP95	1PQWS	0.6497					15.20				
	Feature Activation on D-4 Channel Bank FX line Side Loop Slot			UEP95	1PQW6	0.6497					15.20				
	Feature Activation on D-4 Channel Bank FX Trunk Side Loop Slot			UEP95	1PQW7	0.6497					15.20				
	Feature Activation on D-4 Channel Bank Centrex Loop Slot - Different Wire Center			UEP95	1PQWP	0.6497					15.20				
	Feature Activation on D-4 Channel Bank Private Line Loop Slot			UEP95	1PQWV	0.6497					15.20				
	Feature Activation on D-4 Channel Bank Tje Line/Trunk Loop Slot			UEP95	1PQWQ	0.6497					15.20				
	Feature Activation on D-4 Channel Bank WATS Loop Slot			UEP95	1PQWA	0.6497					15.20				
	<b>Non-Recurring Charges (NRC) Associated with UNE-P Centrex</b>														
	NRC Conversion Currently Combined Switch-As-Is with allowed changes, per port			UEP95	USAC2			0.10	0.10		15.20				
	Conversion of Existing Centrex Common Block, each			UEP95	USACN			36.66	16.10		15.20				
	New Centrex Standard Common Block			UEP95	M1ACS	0.00		680.40			15.20				
	New Centrex Customized Common Block			UEP95	M1ACC	0.00		680.40			15.20				
	NAR Establishment Charge, Per Occasion			UEP95	URECA	0.00		73.93			15.20				

UNBUNDLED NETWORK ELEMENTS - Louisiana											Attachment: 2		Exhibit: B											
CATEGORY	RATE ELEMENTS	Interim	Zone	BCS	USOC	RATES (\$)	Svc Order Submitted Elec per LSR	Svc Order Submitted Manually per LSR	Incremental Charge - Manual Svc Order vs. Electronic-1st	Incremental Charge - Manual Svc Order vs. Electronic-Add'l	Incremental Charge - Manual Svc Order vs. Electronic-Disc 1st	Incremental Charge - Manual Svc Order vs. Electronic-Disc Add'l												
													Rec	Nonrecurring		Nonrecurring Disconnect		OSS Rates (\$)						
													First	Add'l	First	Add'l	SOMEc	SOMAN	SOMAN	SOMAN	SOMAN	SOMAN		
<b>UNE-P CENTREX - DMS100 (Valid in All States)</b>																								
<b>2-Wire VG Loop/2-Wire Voice Grade Port (Centrex) Combo</b>																								
<b>UNE Port/Loop Combination Rates (Non-Design)</b>																								
	2-Wire VG Loop/2-Wire Voice Grade Port (Centrex) Port Combo - Non-Design		1	UEP9D		25.77																		
	2-Wire VG Loop/2-Wire Voice Grade Port (Centrex)Port Combo - Non-Design		2	UEP9D		36.39																		
	2-Wire VG Loop/2-Wire Voice Grade Port (Centrex)Port Combo - Non-Design		3	UEP9D		62.26																		
<b>UNE Port/Loop Combination Rates (Design)</b>																								
	2-Wire VG Loop/2-Wire Voice Grade Port (Centrex) Port Combo - Design		1	UEP9D		28.93																		
	2-Wire VG Loop/2-Wire Voice Grade Port (Centrex)Port Combo - Design		2	UEP9D		39.35																		
	2-Wire VG Loop/2-Wire Voice Grade Port (Centrex)Port Combo - Design		3	UEP9D		64.46																		
<b>UNE Loop Rate</b>																								
	2-Wire Voice Grade Loop (SL 1) - Zone 1		1	UEP9D	UECS1	11.77																		
	2-Wire Voice Grade Loop (SL 1) - Zone 2		2	UEP9D	UECS1	22.39																		
	2-Wire Voice Grade Loop (SL 1) - Zone 3		3	UEP9D	UECS1	48.26																		
	2-Wire Voice Grade Loop (SL 2) - Zone 1		1	UEP9D	UECS2	14.93																		
	2-Wire Voice Grade Loop (SL 2) - Zone 2		2	UEP9D	UECS2	25.35																		
	2-Wire Voice Grade Loop (SL 2) - Zone 3		3	UEP9D	UECS2	50.46																		
<b>UNE Port Rate</b>																								
<b>ALL STATES</b>																								
	2-Wire Voice Grade Port (Centrex ) Basic Local Area			UEP9D	UEPYA	14.00	50.00	25.00					15.20											
	2-Wire Voice Grade Port (Centrex 800 termination)Basic Local Area			UEP9D	UEPYB	14.00	50.00	25.00					15.20											
	2-Wire Voice Grade Port (Centrex / EBS-PSET)3Basic Local Area			UEP9D	UEPYC	14.00	50.00	25.00					15.20											
	2-Wire Voice Grade Port (Centrex / EBS-M5009)3Basic Local Area			UEP9D	UEPYD	14.00	50.00	25.00					15.20											
	2-Wire Voice Grade Port (Centrex / EBS-M5209)3 Basic Local Area			UEP9D	UEPYE	14.00	50.00	25.00					15.20											
	2-Wire Voice Grade Port (Centrex / EBS-M5112)3 Basic Local Area			UEP9D	UEPYF	14.00	50.00	25.00					15.20											
	2-Wire Voice Grade Port (Centrex / EBS-M5312)3Basic Local Area			UEP9D	UEPYG	14.00	50.00	25.00					15.20											
	2-Wire Voice Grade Port (Centrex / EBS-M5008)3 Basic Local Area			UEP9D	UEPYT	14.00	50.00	25.00					15.20											
	2-Wire Voice Grade Port (Centrex / EBS-M5208)3 Basic Local Area			UEP9D	UEPYU	14.00	50.00	25.00					15.20											
	2-Wire Voice Grade Port (Centrex / EBS-M5216)3 Basic Local Area			UEP9D	UEPYV	14.00	50.00	25.00					15.20											
	2-Wire Voice Grade Port (Centrex / EBS-M5316)3 Basic Local Area			UEP9D	UEPY3	14.00	50.00	25.00					15.20											
	2-Wire Voice Grade Port (Centrex with Caller ID) Basic Local Area			UEP9D	UEPYH	14.00	50.00	25.00					15.20											
	2-Wire Voice Grade Port (Centrex/Caller ID/Msg Wtg Lamp Indication)3 Basic Local Area			UEP9D	UEPYW	14.00	50.00	25.00					15.20											
	2-Wire Voice Grade Port (Centrex/Msg Wtg Lamp Indication)3 Basic Local Area			UEP9D	UEPYJ	14.00	50.00	25.00					15.20											
	2-Wire Voice Grade Port (Centrex from diff Serving Wire Center) 2 Basic Local Area			UEP9D	UEPYM	14.00	135.00	90.00					15.20											
	2-Wire Voice Grade Port (Centrex/differ SWC /EBS-PSET)2, 3 Basic Local Area			UEP9D	UEPYO	14.00	135.00	90.00					15.20											
	2-Wire Voice Grade Port (Centrex/differ SWC /EBS-M5009)2, 3 Basic Local Area			UEP9D	UEPYP	14.00	135.00	90.00					15.20											

UNBUNDLED NETWORK ELEMENTS - Louisiana										Attachment: 2		Exhibit: B					
CATEGORY	RATE ELEMENTS	Interim	Zone	BCS	USOC	RATES (\$)	Svc Order Submitted Elec per LSR	Svc Order Submitted Manually per LSR	Incremental Charge - Manual Svc Order vs. Electronic-1st	Incremental Charge - Manual Svc Order vs. Electronic-Add'l	Incremental Charge - Manual Svc Order vs. Electronic-Disc 1st	Incremental Charge - Manual Svc Order vs. Electronic-Disc Add'l					
													Rec	Nonrecurring		Nonrecurring Disconnect	
							First	Add'l	First	Add'l	SOME C	SOMAN	SOMAN	SOMAN	SOMAN	SOMAN	
	2-Wire Voice Grade Port (Centrex/differ SWC /EBS-5209)2, 3 Basic Local Area			UEP9D	UEPYQ	14.00	135.00	90.00				15.20					
	2-Wire Voice Grade Port (Centrex/differ SWC /EBS-M5112)2, 3 Basic Local Area			UEP9D	UEPYR	14.00	135.00	90.00				15.20					
	2-Wire Voice Grade Port (Centrex/differ SWC /EBS-M5312)2, 3 Basic Local Area			UEP9D	UEPYS	14.00	135.00	90.00				15.20					
	2-Wire Voice Grade Port (Centrex/differ SWC /EBS-M5008)2, 3 Basic Local Area			UEP9D	UEPY4	14.00	135.00	90.00				15.20					
	2-Wire Voice Grade Port (Centrex/differ SWC /EBS-M5208)2, 3 Basic Local Area			UEP9D	UEPY5	14.00	135.00	90.00				15.20					
	2-Wire Voice Grade Port (Centrex/differ SWC /EBS-M5216)2, 3 Basic Local Area			UEP9D	UEPY6	14.00	135.00	90.00				15.20					
	2-Wire Voice Grade Port (Centrex/differ SWC /EBS-M5316)2, 3 Basic Local Area			UEP9D	UEPY7	14.00	135.00	90.00				15.20					
	2-Wire Voice Grade Port, Diff Serving Wire Center - 800 Service Term			UEP9D	UEPYZ	14.00	135.00	90.00				15.20					
	2-Wire Voice Grade Port terminated in on Megalink or equivalent Basic Local Area			UEP9D	UEPY9	14.00	50.00	25.00				15.20					
	2-Wire Voice Grade Port Terminated on 800 Service Term Basic Local Area			UEP9D	UEPY2	14.00	50.00	25.00				15.20					
	<b>AL, KY, LA, MS, SC, &amp; TN Only</b>																
	2-Wire Voice Grade Port (Centrex)			UEP9D	UEPQA	14.00	50.00	25.00				15.20					
	2-Wire Voice Grade Port (Centrex 800 termination)			UEP9D	UEPQB	14.00	50.00	25.00				15.20					
	2-Wire Voice Grade Port (Centrex / EBS-PSET)3			UEP9D	UEPQC	14.00	50.00	25.00				15.20					
	2-Wire Voice Grade Port (Centrex / EBS-M5009)3			UEP9D	UEPQD	14.00	50.00	25.00				15.20					
	2-Wire Voice Grade Port (Centrex / EBS-M5209)3			UEP9D	UEPQE	14.00	50.00	25.00				15.20					
	2-Wire Voice Grade Port (Centrex / EBS-M5112)3			UEP9D	UEPQF	14.00	50.00	25.00				15.20					
	2-Wire Voice Grade Port (Centrex / EBS-M5312)3			UEP9D	UEPQG	14.00	50.00	25.00				15.20					
	2-Wire Voice Grade Port (Centrex / EBS-M5008)3			UEP9D	UEPQT	14.00	50.00	25.00				15.20					
	2-Wire Voice Grade Port (Centrex / EBS-M5208)3			UEP9D	UEPQU	14.00	50.00	25.00				15.20					
	2-Wire Voice Grade Port (Centrex / EBS-M5216)3			UEP9D	UEPQV	14.00	50.00	25.00				15.20					
	2-Wire Voice Grade Port (Centrex / EBS-M5316)3			UEP9D	UEPQ3	14.00	50.00	25.00				15.20					
	2-Wire Voice Grade Port (Centrex with Caller ID)			UEP9D	UEPQH	14.00	50.00	25.00				15.20					
	2-Wire Voice Grade Port (Centrex/Caller ID/Msg Wtg Lamp Indication)3			UEP9D	UEPQW	14.00	50.00	25.00				15.20					
	2-Wire Voice Grade Port (Centrex/Msg Wtg Lamp Indication)3			UEP9D	UEPQJ	14.00	50.00	25.00				15.20					
	2-Wire Voice Grade Port (Centrex from diff Serving Wire Center) 2			UEP9D	UEPQM	14.00	135.00	90.00				15.20					
	2-Wire Voice Grade Port (Centrex/differ SWC /EBS-PSET)2, 3			UEP9D	UEPQO	14.00	135.00	90.00				15.20					
	2-Wire Voice Grade Port (Centrex/differ SWC /EBS-M5009)2, 3			UEP9D	UEPQP	14.00	135.00	90.00				15.20					
	2-Wire Voice Grade Port (Centrex/differ SWC /EBS-5209)2, 3			UEP9D	UEPQQ	14.00	135.00	90.00				15.20					
	2-Wire Voice Grade Port (Centrex/differ SWC /EBS-M5112)2, 3			UEP9D	UEPQR	14.00	135.00	90.00				15.20					
	2-Wire Voice Grade Port (Centrex/differ SWC /EBS-M5312)2, 3			UEP9D	UEPQS	14.00	135.00	90.00				15.20					
	2-Wire Voice Grade Port (Centrex/differ SWC /EBS-M5008)2, 3			UEP9D	UEPQ4	14.00	135.00	90.00				15.20					
	2-Wire Voice Grade Port (Centrex/differ SWC /EBS-M5208)2, 3			UEP9D	UEPQ5	14.00	135.00	90.00				15.20					
	2-Wire Voice Grade Port (Centrex/differ SWC /EBS-M5216)2, 3			UEP9D	UEPQ6	14.00	135.00	90.00				15.20					
	2-Wire Voice Grade Port (Centrex/differ SWC /EBS-M5316)2, 3			UEP9D	UEPQ7	14.00	135.00	90.00				15.20					
	2-Wire Voice Grade Port, Diff Serving Wire Center - 800 Service Term			UEP9D	UEPQZ	14.00	135.00	90.00				15.20					
	2-Wire Voice Grade Port terminated in on Megalink or equivalent			UEP9D	UEPQ9	14.00	50.00	25.00				15.20					
	2-Wire Voice Grade Port Terminated on 800 Service Term			UEP9D	UEPQ2	14.00	50.00	25.00				15.20					

UNBUNDLED NETWORK ELEMENTS - Louisiana										Attachment: 2		Exhibit: B												
CATEGORY	RATE ELEMENTS	Interim	Zone	BCS	USOC	RATES (\$)	Svc Order Submitted Elec per LSR	Svc Order Submitted Manually per LSR	Incremental Charge - Manual Svc Order vs. Electronic-1st	Incremental Charge - Manual Svc Order vs. Electronic-Add'l	Incremental Charge - Manual Svc Order vs. Electronic-Disc 1st	Incremental Charge - Manual Svc Order vs. Electronic-Disc Add'l												
													Rec	Nonrecurring		Nonrecurring Disconnect		OSS Rates (\$)						
							First	Add'l	First	Add'l	SOMEc	SOMAN	SOMAN	SOMAN	SOMAN	SOMAN								
<b>Local Switching</b>																								
	Centrex Intercom Functionality, per port			UEP9D	URECS	0.8577																		
<b>Local Number Portability</b>																								
	Local Number Portability (1 per port)			UEP9D	LNPCC	0.35																		
<b>Features</b>																								
	All Standard Features Offered, per port			UEP9D	UEPVF	0.00					15.20													
	All Select Features Offered, per port			UEP9D	UEPVS	0.00	412.25				15.20													
	All Centrex Control Features Offered, per port			UEP9D	UEPVC	0.00					15.20													
<b>NARS</b>																								
	Unbundled Network Access Register - Combination			UEP9D	UARCX	0.00	0.00	0.00			15.20													
	Unbundled Network Access Register - Inward			UEP9D	UAR1X	0.00	0.00	0.00			15.20													
	Unbundled Network Access Register - Outdial			UEP9D	UAROx	0.00	0.00	0.00			15.20													
<b>Miscellaneous Terminations</b>																								
<b>2-Wire Trunk Side</b>																								
	Trunk Side Terminations, each			UEP9D	CEND6	8.29	115.85	18.20			15.20													
<b>4-Wire Digital (1.544 Megabits)</b>																								
	DS1 Circuit Terminations, each			UEP9D	M1HD1	68.47	196.18	98.62			15.20													
	DS0 Channels Activated per Channel			UEP9D	M1HDO	0.00	14.06				15.20													
<b>Interoffice Channel Mileage - 2-Wire</b>																								
	Interoffice Channel Facilities Termination			UEP9D	MIGBC	22.60	39.36	26.62			15.20													
	Interoffice Channel mileage, per mile or fraction of mile			UEP9D	MIGBM	0.013																		
<b>Feature Activations (DS0) Centrex Loops on Channelized DS1 Service</b>																								
<b>D4 Channel Bank Feature Activations</b>																								
	Feature Activation on D-4 Channel Bank Centrex Loop Slot			UEP9D	1PQWS	0.6497					15.20													
	Feature Activation on D-4 Channel Bank FX line Side Loop Slot			UEP9D	1PQW6	0.6497					15.20													
	Feature Activation on D-4 Channel Bank FX Trunk Side Loop Slot			UEP9D	1PQW7	0.6497					15.20													
	Feature Activation on D-4 Channel Bank Centrex Loop Slot - Different Wire Center			UEP9D	1PQWP	0.6497					15.20													
	Feature Activation on D-4 Channel Bank Private Line Loop Slot			UEP9D	1PQWV	0.6497					15.20													
	Feature Activation on D-4 Channel Bank Tjie Line/Trunk Loop Slot			UEP9D	1PQWQ	0.6497					15.20													
	Feature Activation on D-4 Channel Bank WATS Loop Slot			UEP9D	1PQWA	0.6497					15.20													
<b>Non-Recurring Charges (NRC) Associated with UNE-P Centrex</b>																								
	NRC Conversion Currently Combined Switch-As-Is with allowed changes, per port			UEP9D	USAC2		0.10	0.10			15.20													
	Conversion of existing Centrex Common Block, each			UEP9D	USACN		36.66	16.10			15.20													
	New Centrex Standard Common Block			UEP9D	M1ACS	0.00	680.40				15.20													
	New Centrex Customized Common Block			UEP9D	M1ACC	0.00	680.40				15.20													
	NAR Establishment Charge, Per Occasion			UEP9D	URECA	0.00	73.93				15.20													
<b>UNE-P CENTREX - EWSD (Valid in AL, FL, KY, LA, MS &amp; TN)</b>																								
<b>2-Wire VG Loop/2-Wire Voice Grade Port (Centrex) Combo</b>																								
<b>UNE Port/Loop Combination Rates (Non-Design)</b>																								
	2-Wire VG Loop/2-Wire Voice Grade Port (Centrex) Port Combo - Non-Design		1	UEP9E		25.77																		
	2-Wire VG Loop/2-Wire Voice Grade Port (Centrex)Port Combo - Non-Design		2	UEP9E		36.39																		
	2-Wire VG Loop/2-Wire Voice Grade Port (Centrex)Port Combo - Non-Design		3	UEP9E		62.26																		
<b>UNE Port/Loop Combination Rates (Design)</b>																								
	2-Wire VG Loop/2-Wire Voice Grade Port (Centrex) Port Combo - Design		1	UEP9E		28.93																		
	2-Wire VG Loop/2-Wire Voice Grade Port (Centrex)Port Combo - Design		2	UEP9E		39.35																		
	2-Wire VG Loop/2-Wire Voice Grade Port (Centrex)Port Combo - Design		3	UEP9E		64.46																		
<b>UNE Loop Rate</b>																								

**UNBUNDLED NETWORK ELEMENTS - Louisiana**

UNBUNDLED NETWORK ELEMENTS - Louisiana							Attachment: 2		Exhibit: B			
CATEGORY	RATE ELEMENTS	Interim	Zone	BCS	USOC	RATES (\$)	Svc Order Submitted Elec per LSR	Svc Order Submitted Manually per LSR	Incremental Charge - Manual Svc Order vs. Electronic-1st	Incremental Charge - Manual Svc Order vs. Electronic-Add'l	Incremental Charge - Manual Svc Order vs. Electronic-Disc 1st	Incremental Charge - Manual Svc Order vs. Electronic-Disc Add'l
							Rec	Nonrecurring First	Nonrecurring Add'l	Nonrecurring Disconnect First	Nonrecurring Disconnect Add'l	OSS Rates (\$)
							SOME C	SOMAN	SOMAN	SOMAN	SOMAN	SOMAN
	2-Wire Voice Grade Loop (SL 1) - Zone 1		1	UEP9E	UECS1	11.77						
	2-Wire Voice Grade Loop (SL 1) - Zone 2		2	UEP9E	UECS1	22.39						
	2-Wire Voice Grade Loop (SL 1) - Zone 3		3	UEP9E	UECS1	48.26						
	2-Wire Voice Grade Loop (SL 2) - Zone 1		1	UEP9E	UECS2	14.93						
	2-Wire Voice Grade Loop (SL 2) - Zone 2		2	UEP9E	UECS2	25.35						
	2-Wire Voice Grade Loop (SL 2) - Zone 3		3	UEP9E	UECS2	50.46						
<b>UNE Port Rate</b>												
<b>AL, FL, KY, LA, MS, &amp; TN only</b>												
	2-Wire Voice Grade Port (Centrex) Basic Local Area			UEP9E	UEPYA	14.00	50.00	25.00			15.20	
	2-Wire Voice Grade Port (Centrex 800 termination)Basic Local Area			UEP9E	UEPYB	14.00	50.00	25.00			15.20	
	2-Wire Voice Grade Port (Centrex with Caller ID)1Basic Local Area			UEP9E	UEPYH	14.00	50.00	25.00			15.20	
	2-Wire Voice Grade Port (Centrex from diff Serving Wire Center)2 Basic Local Area			UEP9E	UEPYM	14.00	135.00	90.00			15.20	
	2-Wire Voice Grade Port, Diff Serving Wire Center - 800 Service Term - Basic Local Area			UEP9E	UEPYZ	14.00	135.00	90.00			15.20	
	2-Wire Voice Grade Port terminated in on Megalink or equivalent - Basic Local Area			UEP9E	UEPY9	14.00	50.00	25.00			15.20	
	2-Wire Voice Grade Port Terminated on 800 Service Term - Basic Local Area			UEP9E	UEPY2	14.00	50.00	25.00			15.20	
<b>AL, KY, LA, MS, &amp; TN Only</b>												
	2-Wire Voice Grade Port (Centrex)			UEP9E	UEPQA	14.00	50.00	25.00			15.20	
	2-Wire Voice Grade Port (Centrex 800 termination)			UEP9E	UEPQB	14.00	50.00	25.00			15.20	
	2-Wire Voice Grade Port (Centrex with Caller ID)1			UEP9E	UEPQH	14.00	50.00	25.00			15.20	
	2-Wire Voice Grade Port (Centrex from diff Serving Wire Center)2			UEP9E	UEPQM	14.00	135.00	90.00			15.20	
	2-Wire Voice Grade Port, Diff Serving Wire Center - 800 Service Term			UEP9E	UEPQZ	14.00	135.00	90.00			15.20	
	2-Wire Voice Grade Port terminated in on Megalink or equivalent			UEP9E	UEPQ9	14.00	50.00	25.00			15.20	
	2-Wire Voice Grade Port Terminated on 800 Service Term			UEP9E	UEPQ2	14.00	50.00	25.00			15.20	
<b>Local Switching</b>												
	Centrex Intercom Funtionality, per port			UEP9E	URECS	0.8577						
<b>Local Number Portability</b>												
	Local Number Portability (1 per port)			UEP9E	LNPC	0.35						
<b>Features</b>												
	All Standard Features Offered, per port			UEP9E	UEPVF	0.00					15.20	
	All Select Features Offered, per port			UEP9E	UEPVS	0.00	412.25				15.20	
	All Centrex Control Features Offered, per port			UEP9E	UEPVC	0.00					15.20	
<b>NARS</b>												
	Unbundled Network Access Register - Combination			UEP9E	UARCX	0.00	0.00	0.00				
	Unbundled Network Access Register - Indial			UEP9E	UAR1X	0.00	0.00	0.00				
	Unbundled Network Access Register - Outdial			UEP9E	UARO X	0.00	0.00	0.00				
<b>Miscellaneous Terminations</b>												
<b>2-Wire Trunk Side</b>												
	Trunk Side Terminations, each			UEP9E	CEND6	8.29	115.85	18.20			15.20	
<b>4-Wire Digital (1.544 Megabits)</b>												
	DS1 Circuit Terminations, each			UEP9E	M1HD1	68.47	196.18	92.92			15.20	
	DS0 Channel Activated Per Channel			UEP9E	M1HDO	0.00		14.06			15.20	
<b>Interoffice Channel Mileage - 2-Wire</b>												
	Interoffice Channel Facilities Termination			UEP9E	MIGBC	22.60	39.36	26.62			15.20	
	Interoffice Channel mileage, per mile or fraction of mile			UEP9E	MIGBM	0.013						
<b>Feature Activations (DS0) Centrex Loops on Channelized DS1 Service</b>												
<b>D4 Channel Bank Feature Activations</b>												
	Feature Activation on D-4 Channel Bank Centrex Loop Slot			UEP9E	1PQWS	0.6497					15.20	
	Feature Activation on D-4 Channel Bank FX line Side Loop Slot			UEP9E	1PQW6	0.6497					15.20	

**UNBUNDLED NETWORK ELEMENTS - Louisiana**

UNBUNDLED NETWORK ELEMENTS - Louisiana							Attachment: 2		Exhibit: B						
CATEGORY	RATE ELEMENTS	Interim	Zone	BCS	USOC	RATES (\$)	Svc Order Submitted Elec per LSR	Svc Order Submitted Manually per LSR	Incremental Charge - Manual Svc Order vs. Electronic-1st	Incremental Charge - Manual Svc Order vs. Electronic-Add'l	Incremental Charge - Manual Svc Order vs. Electronic-Disc 1st	Incremental Charge - Manual Svc Order vs. Electronic-Disc Add'l			
													Rec	Nonrecurring	
										SOMEc	SOMAN	SOMAN	SOMAN	SOMAN	SOMAN
	Feature Activation on D-4 Channel Bank FX Trunk Side Loop Slot			UEP9E	1PQW7	0.6497					15.20				
	Feature Activation on D-4 Channel Bank Centrex Loop Slot - Different Wire Center			UEP9E	1PQWP	0.6497					15.20				
	Feature Activation on D-4 Channel Bank Private Line Loop Slot			UEP9E	1PQWV	0.6497					15.20				
	Feature Activation on D-4 Channel Bank Tjje Line/Trunk Loop Slot			UEP9E	1PQWQ	0.6497					15.20				
	Feature Activation on D-4 Channel Bank WATS Loop Slot			UEP9E	1PQWA	0.6497					15.20				
	<b>Non-Recurring Charges (NRC) Associated with UNE-P Centrex</b>														
	NRC Conversion Currently Combined Switch-As-Is with allowed changes, per port			UEP9E	USAC2		0.10	0.10			15.20				
	Conversion of Existing Centrex Common Block, each			UEP9E	USACN		36.66	16.10			15.20				
	New Centrex Standard Common Block			UEP9E	M1ACS	0.00	680.40				15.20				
	New Centrex Customized Common Block			UEP9E	M1ACC	0.00	680.40				15.20				
	NAR Establishment Charge, Per Occasion			UEP9E	URECA	0.00	73.93				15.20				
	<b>UNE-P CENTREX - DCO - Valid in AL, KY, LA, MS, &amp; TN</b>														
	<b>2-Wire VG Loop/2-Wire Voice Grade Port (Centrex) Combo</b>														
	<b>UNE Port/Loop Combination Rates (Non-Design)</b>														
	2-Wire VG Loop/2-Wire Voice Grade Port (Centrex) Port Combo - Non-Design		1	UEP93		25.77									
	2-Wire VG Loop/2-Wire Voice Grade Port (Centrex)Port Combo - Non-Design		2	UEP93		36.36									
	2-Wire VG Loop/2-Wire Voice Grade Port (Centrex)Port Combo - Non-Design		3	UEP93		62.26									
	<b>UNE Port/Loop Combination Rates (Design)</b>														
	2-Wire VG Loop/2-Wire Voice Grade Port (Centrex) Port Combo - Design		1	UEP93		28.93									
	2-Wire VG Loop/2-Wire Voice Grade Port (Centrex)Port Combo - Design		2	UEP93		39.35									
	2-Wire VG Loop/2-Wire Voice Grade Port (Centrex)Port Combo - Design		3	UEP93		64.46									
	<b>UNE Loop Rate</b>														
	2-Wire Voice Grade Loop (SL 1) - Zone 1		1	UEP93	UECS1	11.77									
	2-Wire Voice Grade Loop (SL 1) - Zone 2		2	UEP93	UECS1	22.36									
	2-Wire Voice Grade Loop (SL 1) - Zone 3		3	UEP93	UECS1	48.26									
	2-Wire Voice Grade Loop (SL 2) - Zone 1		1	UEP93	UECS2	14.93									
	2-Wire Voice Grade Loop (SL 2) - Zone 2		2	UEP93	UECS2	25.35									
	2-Wire Voice Grade Loop (SL 2) - Zone 3		3	UEP93	UECS2	50.46									
	<b>UNE Port Rate</b>														
	<b>AL, KY, LA, MS, &amp; TN only</b>														
	2-Wire Voice Grade Port (Centrex ) Basic Local Area			UEP93	UEPYA	14.00	50.00	25.00			15.20				
	2-Wire Voice Grade Port (Centrex 800 termination)Basic Local Area			UEP93	UEPYB	14.00	50.00	25.00			15.20				
	2-Wire Voice Grade Port (Centrex with Caller ID)1Basic Local Area			UEP93	UEPYH	14.00	50.00	25.00			15.20				
	2-Wire Voice Grade Port (Centrex from diff Serving Wire Center)2 Basic Local Area			UEP93	UEPYM	14.00	135.00	90.00			15.20				
	2-Wire Voice Grade Port, Diff Serving Wire Center - 800 Service Term - Basic Local Area			UEP93	UEPYZ	14.00	135.00	90.00			15.20				
	2-Wire Voice Grade Port terminated in on Megalink or equivalent - Basic Local Area			UEP93	UEPY9	14.00	50.00	25.00			15.20				
	2-Wire Voice Grade Port Terminated on 800 Service Term - Basic Local Area			UEP93	UEPY2	14.00	50.00	25.00			15.20				
	2-Wire Voice Grade Port (Centrex )			UEP93	UEPQA	14.00	50.00	25.00			15.20				
	2-Wire Voice Grade Port (Centrex 800 termination)			UEP93	UEPQB	14.00	50.00	25.00			15.20				
	2-Wire Voice Grade Port (Centrex with Caller ID)1			UEP93	UEPQH	14.00	50.00	25.00			15.20				
	2-Wire Voice Grade Port (Centrex from diff Serving Wire Center)2			UEP93	UEPQM	14.00	135.00	90.00			15.20				

UNBUNDLED NETWORK ELEMENTS - Louisiana							Attachment: 2		Exhibit: B			
CATEGORY	RATE ELEMENTS	Interim	Zone	BCS	USOC	RATES (\$)	Svc Order Submitted Elec per LSR	Svc Order Submitted Manually per LSR	Incremental Charge - Manual Svc Order vs. Electronic-1st	Incremental Charge - Manual Svc Order vs. Electronic-Add'l	Incremental Charge - Manual Svc Order vs. Electronic-Disc 1st	Incremental Charge - Manual Svc Order vs. Electronic-Disc Add'l
	2-Wire Voice Grade Port, Diff Serving Wire Center - 800 Service Term			UEP93	UEPQZ	14.00	135.00	90.00			15.20	
	2-Wire Voice Grade Port terminated in on Megalink or equivalent			UEP93	UEPQ9	14.00	50.00	25.00			15.20	
	2-Wire Voice Grade Port Terminated on 800 Service Term			UEP93	UEPQ2	14.00	50.00	25.00			15.20	
	<b>Local Switching</b>											
	Centrex Intercom Functionality, per port			UEP93	URECS	0.8577						
	<b>Local Number Portability</b>											
	Local Number Portability (1 per port)			UEP93	LNCCC	0.35						
	<b>Features</b>											
	All Standard Features Offered, per port			UEP93	UEPVF	0.00				15.20		
	All Centrex Control Features Offered, per port			UEP93	UEPVC	0.00				15.20		
	<b>NARS</b>											
	Unbundled Network Access Register - Combination			UEP93	UARCX	0.00	0.00	0.00			15.20	
	Unbundled Network Access Register - Indial			UEP93	UAR1X	0.00	0.00	0.00			15.20	
	Unbundled Network Access Register - Outdial			UEP93	UAROY	0.00	0.00	0.00			15.20	
	<b>Miscellaneous Terminations</b>											
	<b>2-Wire Trunk Side</b>											
	Trunk Side Terminations, each			UEP93	CEND6	8.27	115.85	18.20			15.20	
	<b>4-Wire Digital (1.544 Megabits)</b>											
	DS1 Circuit Terminations, each			UEP93	M1HD1	68.47	196.18	92.92			15.20	
	DS0 Channels Activated, Per Channel			UEP93	M1HDO	0.00	14.06				15.20	
	<b>Interoffice Channel Mileage - 2-Wire</b>											
	Interoffice Channel Facilities Termination			UEP93	MIGBC	22.60	39.36	26.62			15.20	
	Interoffice Channel mileage, per mile or fraction of mile			UEP93	MIGBM	0.013						
	<b>Feature Activations (DS0) Centrex Loops on Channelized DS1 Service</b>											
	<b>D4 Channel Bank Feature Activations</b>											
	Feature Activation on D-4 Channel Bank Centrex Loop Slot			UEP93	1PQWS	0.6497					15.20	
	Feature Activation on D-4 Channel Bank FX Line Side Loop Slot			UEP93	1PQW6	0.6497					15.20	
	Feature Activation on D-4 Channel Bank FX Trunk Side Loop Slot			UEP93	1PQW7	0.6497					15.20	
	Feature Activation on D-4 Channel Bank Centrex Loop Slot - Different Wire Center			UEP93	1PQWP	0.6497					15.20	
	Feature Activation on D-4 Channel Bank Private Line Loop Slot			UEP93	1PQWV	0.6497					15.20	
	Feature Activation on D-4 Channel Bank Tie Line/Trunk Loop Slot			UEP93	1PQWQ	0.6497					15.20	
	Feature Activation on D-4 Channel Bank WATS Loop Slot			UEP93	1PQWA	0.6497					15.20	
	<b>Non-Recurring Charges (NRC) Associated with UNE-P Centrex</b>											
	NRC Conversion Currently Combined Switch-As-Is with allowed changes, per port			UEP93	USAC2		0.10	0.10			15.20	
	Conversion of Existing Centrex Common Block, each			UEP93	USACN		36.66	16.10			15.20	
	New Centrex Standard Common Block			UEP93	M1ACS	0.00	680.40				15.20	
	New Centrex Customized Common Block			UEP93	M1ACC	0.00	680.40				15.20	
	NAR Establishment Charge, Per Occasion			UEP93	URECA	0.00	73.93				15.20	
	<b>Note 1 - Required Port for Centrex Control in 1AESS, 5ESS &amp; EWSD</b>											
	<b>Note 2 - Requires Interoffice Channel Mileage</b>											
	<b>Note 3 - Requires Specific Customer Premises Equipment</b>											
	<b>Note: Rates displaying an "R" in Interim column are interim and subject to rate true-up as set forth in General Terms and Conditions.</b>											

UNBUNDLED NETWORK ELEMENTS - Mississippi										Attachment: 2		Exhibit: B	
CATEGORY	RATE ELEMENTS	Interim	Zone	BCS	USOC	RATES (\$)	Svc Order Submitted Elec per LSR	Svc Order Submitted Manually per LSR	Incremental Charge - Manual Svc Order vs. Electronic-1st	Incremental Charge - Manual Svc Order vs. Electronic-Add'l	Incremental Charge - Manual Svc Order vs. Electronic-Disc 1st	Incremental Charge - Manual Svc Order vs. Electronic-Disc Add'l	
													Rec
							SOMEc	SOMAN	SOMAN	SOMAN	SOMAN	SOMAN	
The "Zone" shown in the sections for stand-alone loops or loops as part of a combination refers to Geographically Deaveraged UNE Zones. To view Geographically Deaveraged UNE Zone Designations by Central Office, refer to Internet Website: <a href="http://www.interconnection.bellsouth.com/become_a_clec/html/interconnection.htm">http://www.interconnection.bellsouth.com/become_a_clec/html/interconnection.htm</a>													
<b>OPERATIONAL SUPPORT SYSTEMS</b>													
NOTE: (1) Electronic Service Order: CLEC should contact its contract negotiator if it prefers the state specific electronic service ordering charges as ordered by the State Commissions. The electronic service ordering charge currently contained in this rate exhibit is the BellSouth regional electronic service ordering charge. CLEC may elect either the state specific Commission ordered rates for the electronic service ordering charges, or CLEC may elect the regional electronic service ordering charge.													
NOTE: (2) Any element that can be ordered electronically will be billed according to the SOMEc rate listed in this category. Please refer to BellSouth's Business Rules for Local Ordering (BBR-LO) to determine if a product can be ordered electronically. For those elements that cannot be ordered electronically at present per the BBR-LO, the listed SOMEc rate in this category reflects the charge that would be billed to a CLEC once electronic ordering capabilities come on-line for that element. Otherwise, the manual ordering charge, SOMAN, will be applied to a CLECs bill when it submits an LSR to BellSouth.													
	Manual Service Order Charge, per LSR, Disconnect Only (MS)				SOMAN						1.97		
	Electronic OSS Charge, per LSR, submitted via BST's OSS interactive interfaces (Regional)				SOMEc		3.50						
<b>UNE SERVICE DATE ADVANCEMENT CHARGE</b>													
NOTE: The Expedite charge will be maintained commensurate with BellSouth's FCC No.1 Tariff, Section 5 as applicable.													
	UNE Expedite Charge per Circuit or Line Assignable USOC, per Day			ALL UNE EXCEPT UNE-P	SDASP		200.00						
<b>UNBUNDLED EXCHANGE ACCESS LOOP</b>													
<b>2-WIRE ANALOG VOICE GRADE LOOP</b>													
	2-Wire Analog Voice Grade Loop - Service Level 1- Zone 1		1	UEANL	UEAL2	12.03	37.92	17.55	23.48	5.25		15.75	
	2-Wire Analog Voice Grade Loop - Service Level 1- Zone 2		2	UEANL	UEAL2	16.87	37.92	17.55	23.48	5.25		15.75	
	2-Wire Analog Voice Grade Loop - Service Level 1- Zone 3		3	UEANL	UEAL2	25.68	37.92	17.55	23.48	5.25		15.75	
	2-Wire Analog Voice Grade Loop - Service Level 1- Zone 4		4	UEANL	UEAL2	43.85	37.92	17.55	23.48	5.25		15.75	
	Unbundled Miscellaneous Rate Element, Tag Loop at End User Premise			UEANL	URETL		8.33	0.83				15.75	
	Loop Testing - Basic 1st Half Hour			UEANL	URET1		34.36					15.75	
	Loop Testing - Basic Additional Half Hour			UEANL	URETA		19.97					15.75	
	CLEC to CLEC Conversion Charge Without Outside Dispatch			UEANL	UREWO		15.75	8.92				15.75	
	Unbundled Voice Loop, Non-Design Voice Loop, billing for BST providing make-up (Engineering Information - E.I.)			UEANL	UEANM		13.51	13.51					
	Manual Order Coordination for UVL-SL1s (per loop)			UEANL	UEAMC		8.20	8.20					
	Order Coordination for Specified Conversion Time for UVL-SL1 (per LSR)			UEANL	OCOSL		18.19	18.19					
<b>2-WIRE Unbundled COPPER LOOP</b>													
	2-Wire Unbundled Copper Loop - Non-Designed Zone 1	I	1	UEQ	UEQ2X	11.01	36.53	16.16	22.66	4.42		15.75	
	2 Wire Unbundled Copper Loop - Non-Designed - Zone 2	I	2	UEQ	UEQ2X	11.51	36.53	16.16	22.66	4.42		15.75	
	2 Wire Unbundled Copper Loop - Non-Designed - Zone 3	I	3	UEQ	UEQ2X	11.57	36.53	16.16	22.66	4.42		15.75	
	2 Wire Unbundled Copper Loop - Non-Designed - Zone 4	I	4	UEQ	UEQ2X	13.10	36.53	16.16	22.66	4.42		15.75	
	Unbundled Miscellaneous Rate Element, Tag Loop at End User Premise			UEQ	URETL		8.33	0.83				15.75	
	Order Coordination 2 Wire Unbundled Copper Loop - Non-Designed (per loop)			UEQ	USBMC		8.20	8.20					
	Unbundled Copper Loop, Non-Design Copper Loop, billing for BST providing make-up (Engineering Information - E.I.)			UEQ	UEQMU		13.51	13.51					
	Loop Testing - Basic 1st Half Hour			UEQ	URET1		34.36					15.75	
	Loop Testing - Basic Additional Half Hour			UEQ	URETA		19.97					15.75	
	CLEC to CLEC Conversion Charge Without Outside Dispatch			UEQ	UREWO		14.24	7.42				15.75	
<b>UNBUNDLED EXCHANGE ACCESS LOOP</b>													
<b>2-WIRE ANALOG VOICE GRADE LOOP</b>													
	2 Wire Analog Voice Grade Loop-Service Level 1-Line Splitting-Zone 1		1	UEPSR UEPSB	UEALS	12.03	37.92	17.55	23.48	5.25		15.75	
	2 Wire Analog Voice Grade Loop-Service Level 1-Line Splitting-Zone 1		1	UEPSR UEPSB	UEABS	12.03	37.92	17.55	23.48	5.25		15.75	
	2 Wire Analog Voice Grade Loop- Service Level 1-Line Splitting-Zone 2		2	UEPSR UEPSB	UEALS,	16.87	37.92	17.55	23.48	5.25		15.75	
	2 Wire Analog Voice Grade Loop- Service Level 1-Line Splitting-Zone 2		2	UEPSR UEPSB	UEABS	16.87	37.92	17.55	23.48	5.25		15.75	
	2 Wire Analog Voice Grade Loop-Service Level 1-Line Splitting-Zone 3		3	UEPSR UEPSB	UEALS,	25.68	37.92	17.55	23.48	5.25		15.75	
	2 Wire Analog Voice Grade Loop-Service Level 1-Line Splitting-Zone 3		3	UEPSR UEPSB	UEABS	25.68	37.92	17.55	23.48	5.25		15.75	



UNBUNDLED NETWORK ELEMENTS - Mississippi							Attachment: 2		Exhibit: B								
CATEGORY	RATE ELEMENTS	Interim	Zone	BCS	USOC	RATES (\$)	Svc Order Submitted Elec per LSR	Svc Order Submitted Manually per LSR	Incremental Charge - Manual Svc Order vs. Electronic-1st	Incremental Charge - Manual Svc Order vs. Electronic-Add'l	Incremental Charge - Manual Svc Order vs. Electronic-Disc 1st	Incremental Charge - Manual Svc Order vs. Electronic-Disc Add'l					
							Rec	Nonrecurring		Nonrecurring Disconnect		OSS Rates (\$)					
								First	Add'l	First	Add'l	SOMEc	SOMAN	SOMAN	SOMAN	SOMAN	SOMAN
	2 Wire Analog Voice Grade Loop-Service Level 1-Line Splitting-Zone 4		4	UEPSR UEPSB	UEALS,	43.85	37.92	17.55	23.48	5.25		15.75					
	2 Wire Analog Voice Grade Loop-Service Level 1-Line Splitting-Zone 4		4	UEPSR UEPSB	UEABS	43.85	37.92	17.55	23.48	5.25		15.75					
<b>UNBUNDLED EXCHANGE ACCESS LOOP</b>																	
<b>2-WIRE ANALOG VOICE GRADE LOOP</b>																	
	2-Wire Analog Voice Grade Loop - Service Level 2 w/Loop or Ground Start Signaling - Zone 1		1	UEA	UEAL2	13.89	105.96	68.28	52.82	10.37		15.75					
	2-Wire Analog Voice Grade Loop - Service Level 2 w/Loop or Ground Start Signaling - Zone 2		2	UEA	UEAL2	18.75	105.96	68.28	52.82	10.37		15.75					
	2-Wire Analog Voice Grade Loop - Service Level 2 w/Loop or Ground Start Signaling - Zone 3		3	UEA	UEAL2	27.55	105.96	68.28	52.82	10.37		15.75					
	2-Wire Analog Voice Grade Loop - Service Level 2 w/Loop or Ground Start Signaling - Zone 4		4	UEA	UEAL2	45.72	105.96	68.28	52.82	10.37		15.75					
	Order Coordination for Specified Conversion Time (per LSR)			UEA	OCOSL		18.19										
	2-Wire Analog Voice Grade Loop - Service Level 2 w/Reverse Battery Signaling - Zone 1		1	UEA	UEAR2	13.89	105.96	68.28	52.82	10.37		15.75					
	2-Wire Analog Voice Grade Loop - Service Level 2 w/Reverse Battery Signaling - Zone 2		2	UEA	UEAR2	18.75	105.96	68.28	52.82	10.37		15.75					
	2-Wire Analog Voice Grade Loop - Service Level 2 w/Reverse Battery Signaling - Zone 3		3	UEA	UEAR2	27.55	105.96	68.28	52.82	10.37		15.75					
	2-Wire Analog Voice Grade Loop - Service Level 2 w/Reverse Battery Signaling - Zone 4		4	UEA	UEAR2	45.72	105.96	68.28	52.82	10.37		15.75					
	Order Coordination for Specified Conversion Time (per LSR)			UEA	OCOSL		18.19										
	CLEC to CLEC Conversion Charge without outside dispatch			UEA	UREWO		87.56	36.29				15.75					
	Loop Tagging - Service Level 2 (SL2)			UEA	URETL		10.45	1.03				15.75					
<b>4-WIRE ANALOG VOICE GRADE LOOP</b>																	
	4-Wire Analog Voice Grade Loop - Zone 1		1	UEA	UEAL4	27.47	132.27	94.59	60.68	14.64		15.75					
	4-Wire Analog Voice Grade Loop - Zone 2		2	UEA	UEAL4	38.26	132.27	94.59	60.68	14.64		15.75					
	4-Wire Analog Voice Grade Loop - Zone 3		3	UEA	UEAL4	50.03	132.27	94.59	60.68	14.64		15.75					
	4-Wire Analog Voice Grade Loop - Zone 4		4	UEA	UEAL4	50.03	132.27	94.59	60.68	14.64		15.75					
	Order Coordination for Specified Conversion Time (per LSR)			UEA	OCOSL		18.19										
	CLEC to CLEC Conversion Charge without outside dispatch			UEA	UREWO		87.56	36.29				15.75					
<b>2-WIRE ISDN DIGITAL GRADE LOOP</b>																	
	2-Wire ISDN Digital Grade Loop - Zone 1		1	UDN	U1L2X	21.01	117.61	79.92	52.82	10.37		15.75					
	2-Wire ISDN Digital Grade Loop - Zone 2		2	UDN	U1L2X	27.59	117.61	79.92	52.82	10.37		15.75					
	2-Wire ISDN Digital Grade Loop - Zone 3		3	UDN	U1L2X	37.34	117.61	79.92	52.82	10.37		15.75					
	2-Wire ISDN Digital Grade Loop - Zone 4		4	UDN	U1L2X	59.18	117.61	79.92	52.82	10.37		15.75					
	Order Coordination For Specified Conversion Time (per LSR)			UDN	OCOSL		18.19										
	CLEC to CLEC Conversion Charge without outside dispatch			UDN	UREWO		91.46	44.07				15.75					
<b>2-WIRE Universal Digital Channel (UDC) COMPATIBLE LOOP</b>																	
	2-Wire Universal Digital Channel (UDC) Compatible Loop - Zone 1		1	UDC	UDC2X	21.01	117.61	79.92	52.82	10.37		15.75					
	2-Wire Universal Digital Channel (UDC) Compatible Loop - Zone 2		2	UDC	UDC2X	27.59	117.61	79.92	52.82	10.37		15.75					
	2-Wire Universal Digital Channel (UDC) Compatible Loop - Zone 3		3	UDC	UDC2X	37.34	117.61	79.92	52.82	10.37		15.75					
	2-Wire Universal Digital Channel (UDC) Compatible Loop - Zone 4		4	UDC	UDC2X	59.18	117.61	79.92	52.82	10.37		15.75					
	CLEC to CLEC Conversion Charge without outside dispatch *			UDC	UREWO		91.46	44.07				15.75					
<b>2-WIRE ASYMMETRICAL DIGITAL SUBSCRIBER LINE (ADSL) COMPATIBLE LOOP</b>																	
	2 Wire Unbundled ADSL Loop including manual service inquiry & facility reservation - Zone 1		1	UAL	UAL2X	11.11	121.27	70.81	50.38	7.93		15.75					
	2 Wire Unbundled ADSL Loop including manual service inquiry & facility reservation - Zone 2		2	UAL	UAL2X	11.47	121.27	70.81	50.38	7.93		15.75					
	2 Wire Unbundled ADSL Loop including manual service inquiry & facility reservation - Zone 3		3	UAL	UAL2X	11.74	121.27	70.81	50.38	7.93		15.75					
	2 Wire Unbundled ADSL Loop including manual service inquiry & facility reservation - Zone 4		4	UAL	UAL2X	12.69	121.27	70.81	50.38	7.93		15.75					

UNBUNDLED NETWORK ELEMENTS - Mississippi										Attachment: 2		Exhibit: B									
CATEGORY	RATE ELEMENTS	Interim	Zone	BCS	USOC	RATES (\$)	Svc Order Submitted Elec per LSR	Svc Order Submitted Manually per LSR	Incremental Charge - Manual Svc Order vs. Electronic-1st	Incremental Charge - Manual Svc Order vs. Electronic-Add'l	Incremental Charge - Manual Svc Order vs. Electronic-Disc 1st	Incremental Charge - Manual Svc Order vs. Electronic-Disc Add'l	OSS Rates (\$)								
													Rec	Nonrecurring		Nonrecurring Disconnect		SOMEc	SOMAN	SOMAN	SOMAN
													First	Add'l	First	Add'l					
	Order Coordination for Specified Conversion Time (per LSR)			UAL	OCOSL																
	2 Wire Unbundled ADSL Loop without manual service inquiry & facility reservation - Zone 1		1	UAL	UAL2W	11.11							96.15	58.03	50.38	7.93			15.75		
	2 Wire Unbundled ADSL Loop without manual service inquiry & facility reservation - Zone 2		2	UAL	UAL2W	11.47							96.15	58.03	50.38	7.93			15.75		
	2 Wire Unbundled ADSL Loop without manual service inquiry & facility reservation - Zone 3		3	UAL	UAL2W	11.74							96.15	58.03	50.38	7.93			15.75		
	2 Wire Unbundled ADSL Loop without manual service inquiry & facility reservation - Zone 4		4	UAL	UAL2W	12.69							96.15	58.03	50.38	7.93			15.75		
	Order Coordination for Specified Conversion Time (per LSR)			UAL	OCOSL								18.19								
	CLEC to CLEC Conversion Charge without outside dispatch			UAL	UREWO								86.04	40.33					15.75		
<b>2-WIRE HIGH BIT RATE DIGITAL SUBSCRIBER LINE (HDSL) COMPATIBLE LOOP</b>																					
	2 Wire Unbundled HDSL Loop including manual service inquiry & facility reservation - Zone 1		1	UHL	UHL2X	8.75							129.98	79.52	50.38	7.93			15.75		
	2 Wire Unbundled HDSL Loop including manual service inquiry & facility reservation - Zone 2		2	UHL	UHL2X	9.22							129.98	79.52	50.38	7.93			15.75		
	2 Wire Unbundled HDSL Loop including manual service inquiry & facility reservation - Zone 3		3	UHL	UHL2X	9.87							129.98	79.52	50.38	7.93			15.75		
	2 Wire Unbundled HDSL Loop including manual service inquiry & facility reservation - Zone 4		4	UHL	UHL2X	10.46							129.98	79.52	50.38	7.93			15.75		
	Order Coordination for Specified Conversion Time (per LSR)			UHL	OCOSL								18.19								
	2 Wire Unbundled HDSL Loop without manual service inquiry and facility reservation - Zone 1		1	UHL	UHL2W	8.75							104.86	66.74	50.38	7.93			15.75		
	2 Wire Unbundled HDSL Loop without manual service inquiry and facility reservation - Zone 2		2	UHL	UHL2W	9.22							104.86	66.74	50.38	7.93			15.75		
	2 Wire Unbundled HDSL Loop without manual service inquiry and facility reservation - Zone 3		3	UHL	UHL2W	9.87							104.86	66.74	50.38	7.93			15.75		
	2 Wire Unbundled HDSL Loop without manual service inquiry and facility reservation - Zone 4		4	UHL	UHL2W	10.46							104.86	66.74	50.38	7.93			15.75		
	Order Coordination for Specified Conversion Time (per LSR)			UHL	OCOSL								18.19								
	CLEC to CLEC Conversion Charge without outside dispatch			UHL	UREWO								85.98	40.33					15.75		
<b>4-WIRE HIGH BIT RATE DIGITAL SUBSCRIBER LINE (HDSL) COMPATIBLE LOOP</b>																					
	4 Wire Unbundled HDSL Loop including manual service inquiry and facility reservation - Zone 1		1	UHL	UHL4X	13.78							158.74	108.28	56.72	10.68			15.75		
	4-Wire Unbundled HDSL Loop including manual service inquiry and facility reservation - Zone 2		2	UHL	UHL4X	13.43							158.74	108.28	56.72	10.68			15.75		
	4-Wire Unbundled HDSL Loop including manual service inquiry and facility reservation - Zone 3		3	UHL	UHL4X	15.59							158.74	108.28	56.72	10.68			15.75		
	4-Wire Unbundled HDSL Loop including manual service inquiry and facility reservation - Zone 4		4	UHL	UHL4X	14.46							158.74	108.28	56.72	10.68			15.75		
	Order Coordination for Specified Conversion Time (per LSR)			UHL	OCOSL								18.19								
	4-Wire Unbundled HDSL Loop without manual service inquiry and facility reservation - Zone 1		1	UHL	UHL4W	13.78							133.62	95.50	56.72	10.68			15.75		
	4-Wire Unbundled HDSL Loop without manual service inquiry and facility reservation - Zone 2		2	UHL	UHL4W	13.43							133.62	95.50	56.72	10.68			15.75		
	4-Wire Unbundled HDSL Loop without manual service inquiry and facility reservation - Zone 3		3	UHL	UHL4W	15.59							133.62	95.50	56.72	10.68			15.75		
	4-Wire Unbundled HDSL Loop without manual service inquiry and facility reservation - Zone 4		4	UHL	UHL4W	14.46							133.62	95.50	56.72	10.68			15.75		
	Order Coordination for Specified Conversion Time (per LSR)			UHL	OCOSL								18.19								
	CLEC to CLEC Conversion Charge without outside dispatch			UHL	UREWO								85.98	40.33					15.75		
<b>4-WIRE DS1 DIGITAL LOOP</b>																					
	4-Wire DS1 Digital Loop - Zone 1		1	USL	USLXX	79.08							253.93	158.45	46.10	12.07			15.75		
	4-Wire DS1 Digital Loop - Zone 2		2	USL	USLXX	129.38							253.93	158.45	46.10	12.07			15.75		
	4-Wire DS1 Digital Loop - Zone 3		3	USL	USLXX	206.74							253.93	158.45	46.10	12.07			15.75		
	4-Wire DS1 Digital Loop - Zone 4		4	USL	USLXX	458.46							253.93	158.45	46.10	12.07			15.75		
	Order Coordination for Specified Conversion Time (per LSR)			USL	OCOSL								18.19								
	CLEC to CLEC Conversion Charge without outside dispatch			USL	UREWO								100.90	42.96					15.75		
<b>4-WIRE 19.2, 56 OR 64 KBPS DIGITAL GRADE LOOP</b>																					

**UNBUNDLED NETWORK ELEMENTS - Mississippi**

UNBUNDLED NETWORK ELEMENTS - Mississippi											Attachment: 2		Exhibit: B								
CATEGORY	RATE ELEMENTS	Interim	Zone	BCS	USOC	RATES (\$)	Svc Order Submitted Elec per LSR	Svc Order Submitted Manually per LSR	Incremental Charge - Manual Svc Order vs. Electronic-1st	Incremental Charge - Manual Svc Order vs. Electronic-Add'l	Incremental Charge - Manual Svc Order vs. Electronic-Disc 1st	Incremental Charge - Manual Svc Order vs. Electronic-Disc Add'l									
													Rec	Nonrecurring		Nonrecurring Disconnect		OSS Rates (\$)			
														First	Add'l	First	Add'l	SOMEc	SOMAN	SOMAN	SOMAN
	4 Wire Unbundled Digital 19.2 Kbps		1	UDL	UDL19	27.44															
	4 Wire Unbundled Digital 19.2 Kbps		2	UDL	UDL19	34.55															
	4 Wire Unbundled Digital 19.2 Kbps		3	UDL	UDL19	40.76															
	4 Wire Unbundled Digital 19.2 Kbps		4	UDL	UDL19	32.25															
	4 Wire Unbundled Digital Loop 56 Kbps - Zone 1		1	UDL	UDL56	27.44															
	4 Wire Unbundled Digital Loop 56 Kbps - Zone 2		2	UDL	UDL56	34.55															
	4 Wire Unbundled Digital Loop 56 Kbps - Zone 3		3	UDL	UDL56	40.76															
	4 Wire Unbundled Digital Loop 56 Kbps - Zone 4		4	UDL	UDL56	32.25															
	Order Coordination for Specified Conversion Time (per LSR)			UDL	OCOSL			18.19													
	4 Wire Unbundled Digital Loop 64 Kbps - Zone 1		1	UDL	UDL64	27.44															
	4 Wire Unbundled Digital Loop 64 Kbps - Zone 2		2	UDL	UDL64	34.55															
	4 Wire Unbundled Digital Loop 64 Kbps - Zone 3		3	UDL	UDL64	40.76															
	4 Wire Unbundled Digital Loop 64 Kbps - Zone 4		4	UDL	UDL64	32.25															
	Order Coordination for Specified Conversion Time (per LSR)			UDL	OCOSL			18.19													
	CLEC to CLEC Conversion Charge without outside dispatch			UDL	UREWO			101.94	49.66												
	<b>2-WIRE Unbundled COPPER LOOP</b>																				
	2-Wire Unbundled Copper Loop/Short including manual service inquiry & facility reservation - Zone 1		1	UCL	UCLPB	11.11		120.34	69.87	50.38	7.93										
	2-Wire Unbundled Copper Loop/Short including manual service inquiry & facility reservation - Zone 2		2	UCL	UCLPB	11.47		120.34	69.87	50.38	7.93										
	2-Wire Unbundled Copper Loop/Short including manual service inquiry & facility reservation - Zone 3		3	UCL	UCLPB	11.74		120.34	69.87	50.38	7.93										
	2-Wire Unbundled Copper Loop/Short including manual service inquiry & facility reservation - Zone 4		4	UCL	UCLPB	12.69		120.34	69.87	50.38	7.93										
	Order Coordination for Unbundled Copper Loops (per loop)			UCL	UCLMC			8.20	8.20												
	2-Wire Unbundled Copper Loop/Short without manual service inquiry and facility reservation - Zone 1		1	UCL	UCLPW	11.11		95.21	57.09	50.38	7.93										
	2-Wire Unbundled Copper Loop/Short without manual service inquiry and facility reservation - Zone 2		2	UCL	UCLPW	11.47		95.21	57.09	50.38	7.93										
	2-Wire Unbundled Copper Loop/Short without manual service inquiry and facility reservation - Zone 3		3	UCL	UCLPW	11.74		95.21	57.09	50.38	7.93										
	2-Wire Unbundled Copper Loop/Short without manual service inquiry and facility reservation - Zone 4		4	UCL	UCLPW	12.69		95.21	57.09	50.38	7.93										
	Order Coordination for Unbundled Copper Loops (per loop)			UCL	UCLMC			8.20	8.20												
	2-Wire Unbundled Copper Loop/Long - includes manual svc. inquiry and facility reservation - Zone 1		1	UCL	UCL2L	29.29		120.34	69.87	50.38	7.93										
	2-Wire Unbundled Copper Loop/Long - includes manual svc. inquiry and facility reservation - Zone 2		2	UCL	UCL2L	43.46		120.34	69.87	50.38	7.93										
	2-Wire Unbundled Copper Loop/Long - includes manual svc. inquiry and facility reservation - Zone 3		3	UCL	UCL2L	64.44		120.34	69.87	50.38	7.93										
	2-Wire Unbundled Copper Loop/Long - includes manual svc. inquiry and facility reservation - Zone 4		4	UCL	UCL2L	87.60		120.34	69.87	50.38	7.93										
	Order Coordination for Unbundled Copper Loops (per loop)			UCL	UCLMC			8.20	8.20												
	2-Wire Unbundled Copper Loop/Long - without manual service inquiry and facility reservation - Zone 1		1	UCL	UCL2W	29.29		95.21	57.09	50.38	7.93										
	2-Wire Unbundled Copper Loop/Long - without manual service inquiry and facility reservation - Zone 2		2	UCL	UCL2W	43.46		95.21	57.09	50.38	7.93										
	2-Wire Unbundled Copper Loop/Long - without manual service inquiry and facility reservation - Zone 3		3	UCL	UCL2W	64.44		95.21	57.09	50.38	7.93										
	2-Wire Unbundled Copper Loop/Long - without manual service inquiry and facility reservation - Zone 4		4	UCL	UCL2W	87.60		95.21	57.09	50.38	7.93										
	Order Coordination for Unbundled Copper Loops (per loop)			UCL	UCLMC			8.20	8.20												
	CLEC to CLEC Conversion Charge without outside dispatch (UCL-Des)			UCL	UREWO			95.21	42.40												
	<b>4-WIRE COPPER LOOP</b>																				
	4-Wire Copper Loop/Short - including manual service inquiry and facility reservation - Zone 1		1	UCL	UCL4S	17.30		144.68	94.22	56.72	10.68										
	4-Wire Copper Loop/Short - including manual service inquiry and facility reservation - Zone 2		2	UCL	UCL4S	18.84		144.68	94.22	56.72	10.68										

UNBUNDLED NETWORK ELEMENTS - Mississippi										Attachment: 2		Exhibit: B				
CATEGORY	RATE ELEMENTS	Interim	Zone	BCS	USOC	RATES (\$)	Svc Order Submitted Elec per LSR	Svc Order Submitted Manually per LSR	Incremental Charge - Manual Svc Order vs. Electronic-1st	Incremental Charge - Manual Svc Order vs. Electronic-Add'l	Incremental Charge - Manual Svc Order vs. Electronic-Disc 1st	Incremental Charge - Manual Svc Order vs. Electronic-Disc Add'l				
													Rec	Nonrecurring		Nonrecurring Disconnect
										SOMEc	SOMAN	SOMAN	SOMAN	SOMAN	SOMAN	
	4-Wire Copper Loop/Short - including manual service inquiry and facility reservation - Zone 3		3	UCL	UCL4S	21.33		144.68	94.22	56.72	10.68					15.75
	4-Wire Copper Loop/Short - including manual service inquiry and facility reservation - Zone 4		4	UCL	UCL4S	21.33		144.68	94.22	56.72	10.68					15.75
	Order Coordination for Unbundled Copper Loops (per loop)			UCL	UCLMC			8.20	8.20							
	4-Wire Copper Loop/Short - without manual service inquiry and facility reservation - Zone 1		1	UCL	UCL4W	17.30		119.56	81.44	56.72	10.68					15.75
	4-Wire Copper Loop/Short - without manual service inquiry and facility reservation - Zone 2		2	UCL	UCL4W	18.84		119.56	81.44	56.72	10.68					15.75
	4-Wire Copper Loop/Short - without manual service inquiry and facility reservation - Zone 3		3	UCL	UCL4W	21.33		119.56	81.44	56.72	10.68					15.75
	4-Wire Copper Loop/Short - without manual service inquiry and facility reservation - Zone 4		4	UCL	UCL4W	21.33		119.56	81.44	56.72	10.68					15.75
	Order Coordination for Unbundled Copper Loops (per loop)			UCL	UCLMC			8.20	8.20							
	4-Wire Unbundled Copper Loop/Long - includes manual svc. inquiry and facility reservation - Zone 1		1	UCL	UCL4L	54.72		144.68	94.22	56.72	10.68					15.75
	4-Wire Unbundled Copper Loop/Long - includes manual svc. inquiry and facility reservation - Zone 2		2	UCL	UCL4L	97.47		144.68	94.22	56.72	10.68					15.75
	4-Wire Unbundled Copper Loop/Long - includes manual svc. inquiry and facility reservation - Zone 3		3	UCL	UCL4L	106.06		144.68	94.22	56.72	10.68					15.75
	4-Wire Unbundled Copper Loop/Long - includes manual svc. inquiry and facility reservation - Zone 4		4	UCL	UCL4L	106.06		144.68	94.22	56.72	10.68					15.75
	Order Coordination for Unbundled Copper Loops (per loop)			UCL	UCLMC			8.20	8.20							
	4-Wire Unbundled Copper Loop/Long - without manual svc. inquiry and facility reservation - Zone 1		1	UCL	UCL4O	54.72		119.56	81.44	56.72	10.68					15.75
	4-Wire Unbundled Copper Loop/Long - without manual svc. inquiry and facility reservation - Zone 2		2	UCL	UCL4O	97.47		119.56	81.44	56.72	10.68					15.75
	4-Wire Unbundled Copper Loop/Long - without manual svc. inquiry and facility reservation - Zone 3		3	UCL	UCL4O	106.06		119.56	81.44	56.72	10.68					15.75
	4-Wire Unbundled Copper Loop/Long - without manual service inquiry and facility reservation - Zone 4		4	UCL	UCL4O	106.06		119.56	81.44	56.72	10.68					15.75
	Order Coordination for Unbundled Copper Loops (per loop)			UCL	UCLMC			8.20	8.20							
	CLEC to CLEC Conversion Charge without outside dispatch (UCL-Des)			UCL	UREWO			95.21	42.40							15.75
<b>LOOP MODIFICATION</b>																
	Unbundled Loop Modification, Removal of Load Coils - 2 Wire pair less than or equal to 18k ft			UAL, UHL, UCL, UEQ, ULS, UEA, UEANL, UEPSR, UEPSB	ULM2L			32.57	32.57							15.75
	Unbundled Loop Modification, Removal of Load Coils - 2 wire greater than 18k ft			UCL, ULS, UEQ	ULM2G			171.49	171.49							15.75
	Unbundled Loop Modification Removal of Load Coils - 4 Wire less than or equal to 18K ft			UHL, UCL	ULM4L			32.57	32.57							15.75
	Unbundled Loop Modification Removal of Load Coils - 4 Wire pair greater than 18k ft			UCL	ULM4G			171.49	171.49							15.75
	Unbundled Loop Modification Removal of Bridged Tap Removal, per unbundled loop			UAL, UHL, UCL, UEQ, ULS, UEA, UEANL, UEPSR, UEPSB	ULMBT			32.59	32.59							15.75
<b>SUB-LOOPS</b>																
<b>Sub-Loop Distribution</b>																
	Sub-Loop - Per Cross Box Location - CLEC Feeder Facility Set-Up		I	UEANL	USBSA			259.69								15.75
	Sub-Loop - Per Cross Box Location - Per 25 Pair Panel Set-Up		I	UEANL	USBSB			22.77								15.75
	Sub-Loop - Per Building Equipment Room - CLEC Feeder Facility Set-Up		I	UEANL	USBSC			178.47								15.75
	Sub-Loop - Per Building Equipment Room - Per 25 Pair Panel Set-Up		I	UEANL	USBSD			56.39								15.75

UNBUNDLED NETWORK ELEMENTS - Mississippi											Attachment: 2		Exhibit: B		
CATEGORY	RATE ELEMENTS	Interim	Zone	BCS	USOC	RATES (\$)	Svc Order Submitted Elec per LSR	Svc Order Submitted Manually per LSR	Incremental Charge - Manual Svc Order vs. Electronic-1st	Incremental Charge - Manual Svc Order vs. Electronic-Add'l	Incremental Charge - Manual Svc Order vs. Electronic-Disc 1st	Incremental Charge - Manual Svc Order vs. Electronic-Disc Add'l	OSS Rates (\$)		
													Rec	Nonrecurring First	Nonrecurring Add'l
	Sub-Loop Distribution Per 2-Wire Analog Voice Grade Loop - Zone 1	I	1	UEANL	USBN2	7.15									
	Sub-Loop Distribution Per 2-Wire Analog Voice Grade Loop - Zone 2	I	2	UEANL	USBN2	9.51									
	Sub-Loop Distribution Per 2-Wire Analog Voice Grade Loop - Zone 3	I	3	UEANL	USBN2	12.45									
	Sub-Loop Distribution Per 2-Wire Analog Voice Grade Loop - Zone 4		4	UEANL	USBN2	18.26									
	Order Coordination for Unbundled Sub-Loops, per sub-loop pair			UEANL	USBMC										
	Sub-Loop Distribution Per 4-Wire Analog Voice Grade Loop - Zone 1		1	UEANL	USBN4	7.30									
	Sub-Loop Distribution Per 4-Wire Analog Voice Grade Loop - Zone 2		2	UEANL	USBN4	13.92									
	Sub-Loop Distribution Per 4-Wire Analog Voice Grade Loop - Zone 3		3	UEANL	USBN4	16.73									
	Sub-Loop Distribution Per 4-Wire Analog Voice Grade Loop - Zone 4		4	UEANL	USBN4	16.73									
	Order Coordination for Unbundled Sub-Loops, per sub-loop pair			UEANL	USBMC										
	Sub-Loop 2-Wire Intrabuilding Network Cable (INC)	I		UEANL	USBR2	2.29									
	Order Coordination for Unbundled Sub-Loops, per sub-loop pair			UEANL	USBMC										
	Sub-Loop 4-Wire Intrabuilding Network Cable (INC)	I		UEANL	USBR4	4.40									
	Order Coordination for Unbundled Sub-Loops, per sub-loop pair			UEANL	USBMC										
	2 Wire Copper Unbundled Sub-Loop Distribution - Zone 1	I	1	UEF	UCS2X	6.06									
	2 Wire Copper Unbundled Sub-Loop Distribution - Zone 2	I	2	UEF	UCS2X	7.09									
	2 Wire Copper Unbundled Sub-Loop Distribution - Zone 3	I	3	UEF	UCS2X	8.16									
	2 Wire Copper Unbundled Sub-Loop Distribution - Zone 4		4	UEF	UCS2X	9.90									
	Order Coordination for Unbundled Sub-Loops, per sub-loop pair			UEF	USBMC										
	4 Wire Copper Unbundled Sub-Loop Distribution - Zone 1	I	1	UEF	UCS4X	5.10									
	4 Wire Copper Unbundled Sub-Loop Distribution - Zone 2	I	2	UEF	UCS4X	9.11									
	4 Wire Copper Unbundled Sub-Loop Distribution - Zone 3	I	3	UEF	UCS4X	14.00									
	4 Wire Copper Unbundled Sub-Loop Distribution - Zone 4		4	UEF	UCS4X	14.00									
	Order Coordination for Unbundled Sub-Loops, per sub-loop pair			UEF	USBMC										
	<b>Unbundled Sub-Loop Modification</b>														
	Unbundled Sub-Loop Modification - 2-W Copper Dist Load Coil/Equip Removal per 2-W PR			UEF	ULM2X										
	Unbundled Sub-loop Modification - 4-W Copper Dist Load Coil/Equip Removal per 4-W PR			UEF	ULM4X										
	Unbundled Sub-loop Modification - 2-w/4-w Copper Dist Bridged Tap Removal, per PR unloaded			UEF	ULM4T										
	<b>Unbundled Network Terminating Wire (UNTW)</b>														
	Unbundled Network Terminating Wire (UNTW) per Pair			UENTW	UENPP	0.3366									
	<b>Network Interface Device (NID)</b>														
	Network Interface Device (NID) - 1-2 lines			UENTW	UND12										
	Network Interface Device (NID) - 1-6 lines			UENTW	UND16										
	Network Interface Device Cross Connect - 2 W			UENTW	UNDC2										
	Network Interface Device Cross Connect - 4W			UENTW	UNDC4										
	<b>SUB-LOOPS</b>														
	<b>Sub-Loop Feeder</b>														
	USL-Feeder, DS0 Set-up per Cross Box location - CLEC Distribution Facility set-up			UEA, UDN,UCL,UDL,UDC	USBFW										
	USL Feeder - DS0 Set-up per Cross Box location - per 25 pair set-up			UEA, UDN,UCL,UDL,UDC	USBFX										
	USL Feeder DS1 Set-up at DSX location, per DS1 termination			USL	USBFZ										

UNBUNDLED NETWORK ELEMENTS - Mississippi										Attachment: 2		Exhibit: B											
CATEGORY	RATE ELEMENTS	Interim	Zone	BCS	USOC	RATES (\$)	Svc Order Submitted Elec per LSR	Svc Order Submitted Manually per LSR	Incremental Charge - Manual Svc Order vs. Electronic-1st	Incremental Charge - Manual Svc Order vs. Electronic-Add'l	Incremental Charge - Manual Svc Order vs. Electronic-Disc 1st	Incremental Charge - Manual Svc Order vs. Electronic-Disc Add'l	OSS Rates (\$)										
													Rec	Nonrecurring		Nonrecurring Disconnect		SOMEc	SOMAN	SOMAN	SOMAN	SOMAN	SOMAN
													First	Add'l	First	Add'l							
	Unbundled Sub-Loop Feeder Loop, 2 Wire Ground Start, Voice Grade - Zone 1		1	UEA	USBFA	7.98							93.23	56.50	54.45	13.51		15.75					
	Unbundled Sub-Loop Feeder Loop, 2 Wire Ground-Start, Voice Grade - Zone 2		2	UEA	USBFA	10.39							93.23	56.50	54.45	13.51		15.75					
	Unbundled Sub-Loop Feeder Loop, Per 2 Wire Ground-Start, Voice Grade - Zone 3		3	UEA	USBFA	16.11							93.23	56.50	54.45	13.51		15.75					
	Unbundled Sub-Loop Feeder Loop, 2 Wire Ground-Start Loop, Voice Grade - Zone 4		4	UEA	USBFA	28.37							93.23	56.50	54.45	13.51		15.75					
	Order Coordination for Specified Conversion Time, per LSR			UEA	OCOSL								18.19										
	Unbundled Sub-Loop Feeder Loop, 2 Wire Loop-Start, Voice Grade - Zone 1		1	UEA	USBFB	7.98							93.23	56.50	54.45	13.51		15.75					
	Unbundled Sub-Loop Feeder Loop, 2 Wire Loop-Start, Voice Grade - Zone 2		2	UEA	USBFB	10.39							93.23	56.50	54.45	13.51		15.75					
	Unbundled Sub-Loop Feeder Loop, 2 Wire Start Loop, Voice Grade - Zone 3		3	UEA	USBFB	16.11							93.23	56.50	54.45	13.51		15.75					
	Unbundled Sub-Loop Feeder Loop, 2 Wire Loop-Start, Voice Grade - Zone 4		4	UEA	USBFB	28.37							93.23	56.50	54.45	13.51		15.75					
	Order Coordination for Specified Time Conversion, per LSR			UEA	OCOSL								18.19										
	Unbundled Sub-Loop Feeder Loop, 2 Wire Reverse Battery, Voice Grade - Zone 1		1	UEA	USBFC	7.98							93.23	56.50	54.45	13.51		15.75					
	Unbundled Sub-Loop Feeder Loop, 2 Wire Reverse Battery, Voice Grade - Zone 2		2	UEA	USBFC	10.39							93.23	56.50	54.45	13.51		15.75					
	Unbundled Sub-Loop Feeder Loop, 2 Wire Reverse Battery, Voice Grade - Zone 3		3	UEA	USBFC	16.11							93.23	56.50	54.45	13.51		15.75					
	Unbundled Sub-Loop Feeder Loop, 2 Wire Reverse Battery, Voice Grade - Zone 4		4	UEA	USBFC	28.37							93.23	56.50	54.45	13.51		15.75					
	Order Coordination For Specified Conversion Time, per LSR			UEA	OCOSL								18.19										
	Unbundled Sub-Loop Feeder Loop, 4 Wire Ground-Start, Voice Grade - Zone 1		1	UEA	USBFD	21.69							107.71	70.03	63.68	17.64		15.75					
	Unbundled Sub-Loop Feeder Loop, 4 Wire Ground-Start, Voice Grade - Zone 2		2	UEA	USBFD	26.06							107.71	70.03	63.68	17.64		15.75					
	Unbundled Sub-Loop Feeder Loop, 4 Wire Ground Start, Voice Grade - Zone 3		3	UEA	USBFD	34.77							107.71	70.03	63.68	17.64		15.75					
	Unbundled Sub-Loop Feeder Loop, 4 Wire Ground-Start, Voice Grade - Zone 4		4	UEA	USBFD	34.77							107.71	70.03	63.68	17.64		15.75					
	Order Coordination For Specified Conversion Time, Per LSR			UEA	OCOSL								18.19										
	Unbundled Sub-Loop Feeder Loop, 4 Wire Loop-Start, Voice Grade - Zone 1		1	UEA	USBFE	21.69							107.71	70.03	63.68	17.64		15.75					
	Unbundled Sub-Loop Feeder Loop, 4 Wire Loop-Start, Voice Grade - Zone 2		2	UEA	USBFE	26.06							107.71	70.03	63.68	17.64		15.75					
	Unbundled Sub-Loop Feeder Loop, 4 Wire Loop-Start, Voice Grade - Zone 3		3	UEA	USBFE	34.77							107.71	70.03	63.68	17.64		15.75					
	Sub-Loop Feeder - Per 4-Wire Analog Voice Grade Loop-Start Loop - Zone 4		4	UEA	USBFE	34.77							107.71	70.03	63.68	17.64		15.75					
	Order Coordination For Specified Conversion Time, Per LSR			UEA	OCOSL								18.19										
	Unbundled Sub-Loop Feeder Loop, 2 Wire ISDN BRI - Zone 1		1	UDN	USBFF	14.60							106.46	68.78	55.58	13.13		15.75					
	Unbundled Sub-Loop Feeder Loop, 2-Wire ISDN BRI - Zone 2		2	UDN	USBFF	18.78							106.46	68.78	55.58	13.13		15.75					
	Unbundled Sub-Loop Feeder Loop, 2-Wire ISDN BRI - Zone 3		3	UDN	USBFF	25.47							106.46	68.78	55.58	13.13		15.75					
	Unbundled Sub-Loop Feeder Loop, 2-Wire ISDN BRI - Zone 4		4	UDN	USBFF	41.41							106.46	68.78	55.58	13.13		15.75					
	Order Coordination For Specified Conversion Time, Per LSR			UDN	OCOSL								18.19										
	Unbundled Sub-Loop Feeder, 2 Wire UDC (IDSL compatible)		1	UDC	USBFS	14.60							106.46	68.78	55.58	13.13		15.75					
	Unbundled Sub-Loop Feeder, 2 Wire UDC (IDSL compatible)		2	UDC	USBFS	18.78							106.46	68.78	55.58	13.13		15.75					
	Unbundled Sub-Loop Feeder, 2 Wire UDC (IDSL compatible)		3	UDC	USBFS	25.47							106.46	68.78	55.58	13.13		15.75					
	Unbundled Sub-Loop Feeder, 2 Wire UDC (IDSL compatible)		4	UDC	USBFS	41.41							106.46	68.78	55.58	13.13		15.75					
	Unbundled Sub-Loop Feeder Loop, 4-Wire DS1 - Zone 1		1	USL	USBFG	55.19							101.97	64.29	63.68	17.64		15.75					
	Unbundled Sub-Loop Feeder Loop, 4-Wire DS1 - Zone 2		2	USL	USBFG	100.03							101.97	64.29	63.68	17.64		15.75					
	Unbundled Sub-Loop Feeder Loop, 4-Wire DS1 - Zone 3		3	USL	USBFG	183.66							101.97	64.29	63.68	17.64		15.75					
	Unbundled Sub-Loop Feeder Loop, 4-Wire DS1 - Zone 4		4	USL	USBFG	430.04							101.97	64.29	63.68	17.64		15.75					
	Order Coordination For Specified Conversion Time, Per LSR			USL	OCOSL								18.19										

**UNBUNDLED NETWORK ELEMENTS - Mississippi**

UNBUNDLED NETWORK ELEMENTS - Mississippi										Attachment: 2		Exhibit: B				
CATEGORY	RATE ELEMENTS	Interim	Zone	BCS	USOC	RATES (\$)	Svc Order Submitted Elec per LSR	Svc Order Submitted Manually per LSR	Incremental Charge - Manual Svc Order vs. Electronic-1st	Incremental Charge - Manual Svc Order vs. Electronic-Add'l	Incremental Charge - Manual Svc Order vs. Electronic-Disc 1st	Incremental Charge - Manual Svc Order vs. Electronic-Disc Add'l				
													Rec	Nonrecurring		Nonrecurring Disconnect
										SOMEc	SOMAN	SOMAN	SOMAN	SOMAN	SOMAN	
	Unbundled Sub-Loop Feeder Loop, 2-Wire Copper Loop - Zone 1		1	UCL	USBFH	5.88	84.27	46.59	53.14	10.70		15.75				
	Unbundled Sub-Loop Feeder Loop, 2-Wire Copper Loop - Zone 2		2	UCL	USBFH	5.21	84.27	46.59	53.14	10.70		15.75				
	Unbundled Sub-Loop Feeder Loop, 2-Wire Copper Loop - Zone 3		3	UCL	USBFH	4.40	84.27	46.59	53.14	10.70		15.75				
	Unbundled Sub-Loop Feeder, 2-Wire Copper Loop - Zone 4		4	UCL	USBFH	3.63	84.27	46.59	53.14	10.70		15.75				
	Order Coordination For Specified Conversion Time, per LSR			UCL	OCOSL		18.19									
	Sub-Loop Feeder - Per 4-Wire Copper Loop - Zone 1		1	UCL	USBFJ	13.49	101.58	63.90	59.71	13.67		15.75				
	Sub-Loop Feeder - Per 4-Wire Copper Loop - Zone 2		2	UCL	USBFJ	10.96	101.58	63.90	59.71	13.67		15.75				
	Sub-Loop Feeder - Per 4-Wire Copper Loop - Zone 3		3	UCL	USBFJ	8.59	101.58	63.90	59.71	13.67		15.75				
	Sub-Loop Feeder - Per 4-Wire Copper Loop - Zone 4		4	UCL	USBFJ	8.59	101.58	63.90	59.71	13.67		15.75				
	Order Coordination For Specified Conversion Time, per LSR			UCL	OCOSL		18.19									
	Sub-Loop Feeder - Per 4-Wire 19.2 Kbps Digital Grade Loop		1	UDL	USBFN	22.89	101.97	64.29	63.68	17.64		15.75				
	Sub-Loop Feeder - Per 4-Wire 19.2 Kbps Digital Grade Loop		2	UDL	USBFN	25.11	101.97	64.29	63.68	17.64		15.75				
	Sub-Loop Feeder - Per 4-Wire 19.2 Kbps Digital Grade Loop		3	UDL	USBFN	30.84	101.97	64.29	63.68	17.64		15.75				
	Sub-Loop Feeder - Per 4-Wire 19.2 Kbps Digital Grade Loop		4	UDL	USBFN	41.05	101.97	64.29	63.68	17.64		15.75				
	Sub-Loop Feeder - Per 4-Wire 56 Kbps Digital Grade Loop - Zone 1		1	UDL	USBFO	22.89	101.97	64.29	63.68	17.64		15.75				
	Sub-Loop Feeder - Per 4-Wire 56 Kbps Digital Grade Loop - Zone 2		2	UDL	USBFO	25.11	101.97	64.29	63.68	17.64		15.75				
	Sub-Loop Feeder - Per 4-Wire 56 Kbps Digital Grade Loop - Zone 3		3	UDL	USBFO	30.84	101.97	64.29	63.68	17.64		15.75				
	Sub-Loop Feeder - Per 4-Wire 56 Kbps Digital Grade Loop - Zone 4		4	UDL	USBFO	41.05	101.97	64.29	63.68	17.64		15.75				
	Order Coordination For Specified Time Conversion, per LSR			UDL	OCOSL		18.19									
	Sub-Loop Feeder - Per 4-Wire 64 Kbps Digital Grade Loop - Zone 1		1	UDL	USBFP	22.89	101.97	64.29	63.68	17.64		15.75				
	Sub-Loop Feeder - Per 4-Wire 64 Kbps Digital Grade Loop - Zone 2		2	UDL	USBFP	25.11	101.97	64.29	63.68	17.64		15.75				
	Sub-Loop Feeder - Per 4-Wire 64 Kbps Digital Grade Loop - Zone 3		3	UDL	USBFP	30.84	101.97	64.29	63.68	17.64		15.75				
	Sub-Loop Feeder - Per 4-Wire 64 Kbps Digital Grade Loop - Zone 4		4	UDL	USBFP	41.05	101.97	64.29	63.68	17.64		15.75				
	Order Coordination For Specified Conversion Time, per LSR			UDL	OCOSL		18.19									
<b>SUB-LOOPS</b>																
	<b>Sub-Loop Feeder</b>															
	Sub Loop Feeder - DS3 - Per Mile Per Month		I	UE3	1L5SL	18.88										
	Sub Loop Feeder - DS3 - Facility Termination Per Month		I	UE3	USBF1	349.41	3,396.56	406.45	157.96	89.54		15.75				
	Sub Loop Feeder - STS-1 - Per Mile Per Month		I	UDLSX	1L5SL	18.88										
	Sub Loop Feeder - STS-1 - Facility Termination Per Month		I	UDLSX	USBF7	376.07	3,396.56	406.45	157.96	89.54		15.75				
	Sub Loop Feeder - OC-3 - Per Mile Per Month		I	UDLO3	1L5SL	14.33										
	Sub Loop Feeder - OC-3 - Facility Termination Protection Per Month		I	UDLO3	USBF5	58.63										
	Sub Loop Feeder - OC-3 - Facility Termination Per Month		I	UDLO3	USBF2	569.22	3,396.56	406.45	157.96	89.54		15.75				
	Sub Loop Feeder - OC-12 - Per Mile Per Month		I	UDL12	1L5SL	17.63										
	Sub Loop Feeder - OC-12 - Facility Termination Protection Per Month		I	UDL12	USBF6	662.39										
	Sub Loop Feeder - OC-12 - Facility Termination Per Month		I	UDL12	USBF3	1,795.00	3,396.56	406.45	157.96	89.54		15.75				
	Sub Loop Feeder - OC-48 - Per Mile Per Month		I	UDL48	1L5SL	57.83										
	Sub Loop Feeder - OC-48 - Facility Termination Protection Per Month		I	UDL48	USBF9	331.52										
	Sub Loop Feeder - OC-48 - Facility Termination Per Month		I	UDL48	USBF4	1,545.00	3,581.56	406.45	157.96	89.54		15.75				
	Sub Loop Feeder - OC-12 Interface On OC-48		I	UDL48	USBF8	374.04	803.60	406.45	157.96	89.54		15.75				
<b>UNBUNDLED LOOP CONCENTRATION</b>																
	Unbundled Loop Concentration - System A (TR008)			ULC	UCT8A	363.67	327.30	327.30				15.75				
	Unbundled Loop Concentration - System B (TR008)			ULC	UCT8B	47.56	136.37	136.37				15.75				
	Unbundled Loop Concentration - System A (TR303)			ULC	UCT3A	397.35	327.30	327.30				15.75				
	Unbundled Loop Concentration - System B (TR303)			ULC	UCT3B	80.15	136.37	136.37				15.75				

UNBUNDLED NETWORK ELEMENTS - Mississippi											Attachment: 2		Exhibit: B							
CATEGORY	RATE ELEMENTS	Interim	Zone	BCS	USOC	RATES (\$)	Svc Order Submitted Elec per LSR	Svc Order Submitted Manually per LSR	Incremental Charge - Manual Svc Order vs. Electronic-1st	Incremental Charge - Manual Svc Order vs. Electronic-Add'l	Incremental Charge - Manual Svc Order vs. Electronic-Disc 1st	Incremental Charge - Manual Svc Order vs. Electronic-Disc Add'l	OSS Rates (\$)							
													Rec	Nonrecurring		Nonrecurring Disconnect		SOMEC	SOMAN	SOMAN
													First	Add'l	First	Add'l				
	Unbundled Loop Concentration - DS1 Loop Interface Card			ULC	UCTCO	4.52							63.65	46.34	17.31	4.85		15.75		
	Unbundled Loop Concentration - ISDN Loop Interface (Brite Card)			UDN	ULCC1	7.17							10.60	10.54	5.56	5.53		15.75		
	Unbundled Loop Concentration - UDC Loop Interface (Brite Card)			UDC	ULCCU	7.17							10.60	10.54	5.56	5.53		15.75		
	Unbundled Loop Concentration - 2 Wire Voice-Loop Start or Ground Start Loop Interface (POTS Card)			UEA	ULCC2	1.80							10.60	10.54	5.56	5.53		15.75		
	Unbundled Loop Concentration - 2 Wire Voice - Reverse Battery Loop Interface (SPOTS Card)			UEA	ULCCR	10.66							10.60	10.54	5.56	5.53		15.75		
	Unbundled Loop Concentration - 4 Wire Voice Loop Interface (Specials Card)			UEA	ULCC4	6.36							10.60	10.54	5.56	5.53		15.75		
	Unbundled Loop Concentration - TEST CIRCUIT Card			ULC	UCTTC	31.07							10.60	10.54	5.56	5.53		15.75		
	Unbundled Loop Concentration - Digital 19.2 Kbps Data Loop Interface			UDL	ULCC7	9.42							10.60	10.54	5.56	5.53		15.75		
	Unbundled Loop Concentration - Digital 56 Kbps Data Loop Interface			UDL	ULCC5	9.42							10.60	10.54	5.56	5.53		15.75		
	Unbundled Loop Concentration - Digital 64 Kbps Data Loop Interface			UDL	ULCC6	9.42							10.60	10.54	5.56	5.53		15.75		
<b>UNE OTHER, PROVISIONING ONLY - NO RATE</b>																				
	NID - Dispatch and Service Order for NID installation			UENTW	UNDBX	0.00							0.00							
	UNTW Circuit Id Establishment, Provisioning Only - No Rate			UENTW	UENCE	0.00							0.00							
	Unbundled Contract Name, Provisioning Only - No Rate			UEANL,UEF,UEQ,UENTW	UNECN	0.00							0.00							
<b>UNE OTHER, PROVISIONING ONLY - NO RATE</b>																				
	Unbundled Contact Name, Provisioning Only - no rate			UAL,UCL,UDC,UDL,UDN,UEA,UHL,ULC	UNECN	0.00							0.00							
	Unbundled Sub-Loop Feeder-2 Wire Cross Box Jumper - no rate			UEA,UDN,UCL,UDC	USBFQ	0.00							0.00							
	Unbundled Sub-Loop Feeder-4 Wire Cross Box Jumper - no rate			UEA,USL,UCL,UDL	USBFR	0.00							0.00							
	Unbundled DS1 Loop - Superframe Format Option - no rate			USL	CCOSF	0.00							0.00							
	Unbundled DS1 Loop - Expanded Superframe Format option - no rate			USL	CCOEF	0.00							0.00							
<b>HIGH CAPACITY UNBUNDLED LOCAL LOOP</b>																				
<b>NOTE: minimum billing period of three months for DS3 and above Local Loop</b>																				
	High Capacity Unbundled Local Loop - DS3 - Per Mile per month			UE3	1L5ND	11.20														
	High Capacity Unbundled Local Loop - DS3 - Facility Termination per month			UE3	UE3PX	326.15		454.13	265.47	123.23	86.19							15.75		
	High Capacity Unbundled Local Loop - STS-1 - Per Mile per month			UDLSX	1L5ND	11.20														
	High Capacity Unbundled Local Loop - STS-1 - Facility Termination per month			UDLSX	UDLS1	338.55		454.13	265.47	123.23	86.19							15.75		
<b>LOOP MAKE-UP</b>																				
	Loop Makeup - Preordering Without Reservation, per working or spare facility queried (Manual).			UMK	UMKLW								24.12	24.12						
	Loop Makeup - Preordering With Reservation, per spare facility queried (Manual).			UMK	UMKLP								25.58	25.58						
	Loop Makeup--With or Without Reservation, per working or spare facility queried (Mechanized)			UMK	PSUMK								0.6652	0.6652						
<b>HIGH FREQUENCY SPECTRUM</b>																				
<b>LINE SHARING</b>																				
<b>SPLITTERS-CENTRAL OFFICE BASED</b>																				
	Line Sharing Splitter, per System 96 Line Capacity			ULS	ULSDA	186.67		189.89	0.00	178.41	0.00							15.75		
	Line Sharing Splitter, per System 24 Line Capacity			ULS	ULSDB	46.67		189.89	0.00	178.41	0.00							15.75		
	Line Sharing Splitter, Per System, 8 Line Capacity	I		ULS	ULSD8	15.55		189.89	0.00	178.41	0.00							15.75		
	Line Sharing-DLEC Owned Splitter in CO-CFA activation-deactivation (per LSOD)			ULS	ULSDG			86.98	0.00	49.96	0.00							15.75		



UNBUNDLED NETWORK ELEMENTS - Mississippi							Attachment: 2		Exhibit: B			
CATEGORY	RATE ELEMENTS	Interim	Zone	BCS	USOC	RATES (\$)	Svc Order Submitted Elec per LSR	Svc Order Submitted Manually per LSR	Incremental Charge - Manual Svc Order vs. Electronic-1st	Incremental Charge - Manual Svc Order vs. Electronic-Add'l	Incremental Charge - Manual Svc Order vs. Electronic-Disc 1st	Incremental Charge - Manual Svc Order vs. Electronic-Disc Add'l
<b>END USER ORDERING-CENTRAL OFFICE BASED-HIGH FREQUENCY SPECTRUM AKA LINE SHARING</b>												
	Line Sharing - per Line Activation (BST Owned Splitter)			ULS	ULSDC	0.61	18.62	10.66	10.04	4.93		15.75
	Line Sharing - per Subsequent Activity per Line Rearrangement(BST Owned Splitter)			ULS	ULSDS		16.48	8.24				15.75
	Line Sharing - per Subsequent Activity per Line Rearrangement(DLEC Owned Splitter)			ULS	ULSCS		16.48	8.24				15.75
	Line Sharing - per Line Activation (DLEC owned Splitter)	I		ULS	ULSCC	0.61	47.44	19.31	20.67	12.74		15.75
<b>LINE SPLITTING</b>												
<b>END USER ORDERING-CENTRAL OFFICE BASED</b>												
	Line Splitting - per line activation DLEC owned splitter	R		UEPSR UEPSB	UREOS	0.61						
	Line Splitting - per line activation BST owned - physical	R		UEPSR UEPSB	UREBP	0.61	18.62	10.66	10.04	4.93		15.75
	Line Splitting - per line activation BST owned - virtual	R		UEPSR UEPSB	UREBV	0.61	18.62	10.66	10.04	4.93		15.75
<b>REMOTE SITE HIGH FREQUENCY SPECTRUM</b>												
<b>SPLITTERS-REMOTE SITE</b>												
	Remote Site Line Share BellSouth Owned Splitter, 24 Port	I		ULS	ULSRB	42.59	114.62	0.00	84.87	0.00		15.75
	Remote Site Line Share Cable Pair Activation CLEC Owned at RS and Deactivation	I		ULS	ULSTG		95.48	0.00	68.12	0.00		15.75
<b>END USER ORDERING-REMOTE SITE HIGH FREQUENCY SPECTRUM AKA REMOTE SITE LINE SHARING</b>												
	Remote Site Line Share Line Activationfor End User Served at RS, BST Splitter	I		ULS	ULSRC	0.61	36.96	21.17	19.93	9.78		15.75
	RS Line Share Line Activation for End User served at RS, CLEC Splitter	I		ULS	ULSTC	0.61	36.96	21.17	19.93	9.78		15.75
	Remote Site Line Share Subsequent Activity-RS BST Owned Splitter	I		ULS	ULSRS		49.07	17.80				15.75
	Remote Site Line Share Subsequent Activity-RS CLEC Owned Splitter	I		ULS	ULSTS		49.07	17.80				15.75
<b>UNBUNDLED DEDICATED TRANSPORT</b>												
<b>NOTE: INTEROFFICE CHANNEL DEDICATED TRANSPORT - minimum billing period - below DS3=one month, above DS3=four months</b>												
<b>INTEROFFICE CHANNEL - DEDICATED TRANSPORT</b>												
	Interoffice Channel - Dedicated Transport - 2-Wire Voice Grade - Per Mile per month			U1TVX	1L5XX	0.0098						
	Interoffice Channel - Dedicated Transport- 2- Wire Voice Grade - Facility Termination			U1TVX	U1TV2	22.52	40.77	27.57	17.26	7.11		15.75
	Interoffice Channel - Dedicated Transport- 2-Wire Voice Grade Rev Bat. - Per Mile per month			U1TVX	1L5XX	0.0098						
	Interoffice Channel - Dedicated Transport- 2- Wire VG Rev Bat. Facility Termination			U1TVX	U1TR2	22.52	40.77	27.57	17.26	7.11		15.75
	Interoffice Channel - Dedicated Transport - 4-Wire Voice Grade - Per Mile per month			U1TVX	1L5XX	0.0098						
	Interoffice Channel - Dedicated Transport - 4- Wire Voice Grade - Facility Termination			U1TVX	U1TV4	19.79	40.77	27.57	17.26	7.11		15.75
	Interoffice Channel - Dedicated Transport - 56 kbps - per mile per month			U1TDX	1L5XX	0.0098						
	Interoffice Channel - Dedicated Transport - 56 kbps - Facility Termination			U1TDX	U1TD5	15.68	40.78	27.57	17.26	7.11		15.75
	Interoffice Channel - Dedicated Transport - 64 kbps - per mile per month			U1TDX	1L5XX	0.0098						
	Interoffice Channel - Dedicated Transport - 64 kbps - Facility Termination			U1TDX	U1TD6	15.68	40.78	27.57	17.26	7.11		15.75
	Interoffice Channel - Dedicated Channel - DS1 - Per Mile per month			U1TD1	1L5XX	0.201						
	Interoffice Channel - Dedicated Transport - DS1 - Facility Termination			U1TD1	U1TF1	57.33	89.79	82.28	16.86	14.90		15.75
	Interoffice Channel - Dedicated Transport - DS3 - Per Mile per month			U1TD3	1L5XX	4.76						
	Interoffice Channel - Dedicated Transport - DS3 - Facility Termination per month			U1TD3	U1TF3	641.90	280.37	163.70	62.08	60.29		15.75
	Interoffice Channel - Dedicated Transport - STS-1 - Per Mile per month			U1TS1	1L5XX	4.76						

UNBUNDLED NETWORK ELEMENTS - Mississippi											Attachment: 2		Exhibit: B							
CATEGORY	RATE ELEMENTS	Interim	Zone	BCS	USOC	RATES (\$)	Svc Order Submitted Elec per LSR	Svc Order Submitted Manually per LSR	Incremental Charge - Manual Svc Order vs. Electronic-1st	Incremental Charge - Manual Svc Order vs. Electronic-Add'l	Incremental Charge - Manual Svc Order vs. Electronic-Disc 1st	Incremental Charge - Manual Svc Order vs. Electronic-Disc Add'l	OSS Rates (\$)							
													Rec	Nonrecurring		Nonrecurring Disconnect		SOMEc	SOMAN	SOMAN
													First	Add'l	First	Add'l				
	Interoffice Channel - Dedicated Transport - STS-1 - Facility Termination			U1TS1	U1TFS	644.21							280.37	163.70	62.08	60.29				15.75
<b>LOCAL CHANNEL - DEDICATED TRANSPORT</b>																				
<b>NOTE: LOCAL CHANNEL DEDICATED TRANSPORT - minimum billing period = below DS3=one month, above DS3=four months</b>																				
	Local Channel - Dedicated - 2-Wire Voice Grade			ULDVX	ULDV2	14.91							194.22	33.36	37.79	3.30				15.75
	Local Channel - Dedicated - 2-Wire Voice Grade Rev Bat			ULDVX	ULDR2	14.91							194.22	33.36	37.79	3.30				15.75
	Local Channel - Dedicated - 4-Wire Voice Grade			ULDVX	ULDV4	15.99							194.66	33.80	38.27	3.78				15.75
	Local Channel - Dedicated - DS1 - Zone 1		1	ULDD1	ULDF1	36.83							178.50	154.61	22.89	15.74				15.75
	Local Channel - Dedicated - DS1 - Zone 2		2	ULDD1	ULDF1	35.99							178.50	154.61	22.89	15.74				15.75
	Local Channel - Dedicated - DS1 - Zone 3		3	ULDD1	ULDF1	221.63							178.50	154.61	22.89	15.74				15.75
	Local Channel - Dedicated - DS1 - Zone 4		4	ULDD1	ULDF1	221.63							178.50	154.61	22.89	15.74				15.75
	Local Channel - Dedicated - DS3 - Per Mile per month			ULDD3	1L5NC	9.66														
	Local Channel - Dedicated - DS3 - Facility Termination			ULDD3	ULDF3	413.87							454.13	265.47	123.23	86.19				15.75
	Local Channel - Dedicated - STS-1 - Per Mile per month			ULDS1	1L5NC	9.66														
	Local Channel - Dedicated - STS-1 - Facility Termination			ULDS1	ULDFS	408.02							454.13	265.47	123.23	86.19				15.75
<b>DARK FIBER</b>																				
	Dark Fiber, Four Fiber Strands, Per Route Mile or Fraction Thereof per month - Local Channel			UDF	1L5DC	59.95														
	NRC Dark Fiber - Local Channel			UDF	UDFC4								642.79	138.67	326.97	203.85				15.75
	Dark Fiber, Four Fiber Strands, Per Route Mile or Fraction Thereof per month - Interoffice Channel			UDF	1L5DF	28.27														
	NRC Dark Fiber - Interoffice Channel			UDF	UDF14								642.79	138.67	326.97	203.85				15.75
	Dark Fiber, Four Fiber Strands, Per Route Mile or Fraction Thereof per month - Local Loop			UDF	1L5DL	59.95														
	NRC Dark Fiber - Local Loop			UDF	UDFL4								642.79	138.67	326.97	203.85				15.75
<b>8XX ACCESS TEN DIGIT SCREENING</b>																				
	8XX Access Ten Digit Screening, Per Call			OHD		0.0006216														
	8XX Access Ten Digit Screening, Reservation Charge Per 8XX Number Reserved			OHD	N8R1X								2.60	0.44						15.75
	8XX Access Ten Digit Screening, Per 8XX No. Established W/O POTS Translations			OHD									5.97	0.81	4.60	0.54				15.75
	8XX Access Ten Digit Screening, Per 8XX No. Established With POTS Translations			OHD	N8FTX								5.97	0.81	4.60	0.54				15.75
	8XX Access Ten Digit Screening, Customized Area of Service Per 8XX Number			OHD	N8FCX								2.60	1.30						15.75
	8XX Access Ten Digit Screening, Multiple InterLATA CXR Routing Per CXR Requested Per 8XX No.			OHD	N8FMX								3.04	1.74						15.75
	8XX Access Ten Digit Screening, Change Charge Per Request			OHD	N8FAX								3.04	0.44						15.75
	8XX Access Ten Digit Screening, Call Handling and Destination Features			OHD	N8FDX								2.60							15.75
	8XX Access Ten Digit Screening, w/ 8FL No. Delivery, per query			OHD		0.0006216														
	8XX Access Ten Digit Screening, w/ POTS No. Delivery, per query			OHD		0.0006216														
<b>LINE INFORMATION DATA BASE ACCESS (LIDB)</b>																				
	LIDB Common Transport Per Query			OQT		0.0000197														
	LIDB Validation Per Query			OQU		0.0137053														
	LIDB Originating Point Code Establishment or Change			OQT, OQU	NRBPX								34.52	34.52	42.33	42.33				15.75
<b>SIGNALING (CCS7)</b>																				
	CCS7 Signaling Termination, Per STP Port			UDB	PT8SX	132.21														
	CCS7 Signaling Usage, Per TCAP Message			UDB		0.0000597														
	CCS7 Signaling Connection, Per link (A link)			UDB	TPP++	16.55							35.74	35.74	16.53	16.53				15.75
	CCS7 Signaling Connection, Per link (B link) (also known as D link)			UDB	TPP++	16.55							35.74	35.74	16.53	16.53				15.75
	CCS7 Signaling Usage, Per ISUP Message			UDB		0.0000149														
	CCS7 Signaling Usage Surrogate, per link per LATA			UDB	STU56	683.55														
	CCS7 Signaling Point Code, per Originating Point Code Establishment or Change, per STP affected			UDB	CCAPO								29.18	29.18	35.78	35.78				15.75
<b>E911 SERVICE</b>																				

UNBUNDLED NETWORK ELEMENTS - Mississippi										Attachment: 2		Exhibit: B			
CATEGORY	RATE ELEMENTS	Interim	Zone	BCS	USOC	RATES (\$)				Svc Order Submitted Elec per LSR	Svc Order Submitted Manually per LSR	Incremental Charge - Manual Svc Order vs. Electronic-1st	Incremental Charge - Manual Svc Order vs. Electronic-Add'l	Incremental Charge - Manual Svc Order vs. Electronic-Disc 1st	Incremental Charge - Manual Svc Order vs. Electronic-Disc Add'l
						Rec	Nonrecurring		Nonrecurring Disconnect						
						First	Add'l	First	Add'l	SOMEc	SOMAN	SOMAN	SOMAN	SOMAN	
	Local Channel - Dedicated - 2-wr Voice Grade					14.91	194.22	33.36	37.79	3.30		15.75			
	Interoffice Transport - Dedicated - 2-wr Voice Grade Per Mile					0.0098									
	Interoffice Transport - Dedicated - 2-wr Voice Grade Per Facility Termination					22.52	40.77	27.57	17.26	7.11		15.75			
	Local Channel - Dedicated - DS1 - Zone 1					36.83	178.50	154.61	22.89	15.74		15.75			
	Local Channel - Dedicated - DS1 - Zone 2					35.99	178.50	154.61	22.89	15.74		15.75			
	Local Channel - Dedicated - DS1 - Zone 3					221.63	178.50	154.61	22.89	15.74		15.75			
	Local Channel - Dedicated - DS1 - Zone 4					221.63	178.50	154.61	22.89	15.74		15.75			
	Interoffice Transport - Dedicated - DS1 Per Mile					0.2010									
	Interoffice Transport - Dedicated - DS1 Per Facility Termination					57.33	89.79	82.28	16.86	14.90		15.75			
												15.75			
<b>CALLING NAME (CNAM) SERVICE</b>															
	CNAM For DB Owners - Service Establishment			OQV		23.09	23.09	21.23	21.23			15.75			
	CNAM For Non DB Owners - Service Establishment			OQV		23.09	23.09	21.23	21.23			15.75			
	CNAM For DB Owners - Service Provisioning With Point Code Establishment			OQV		996.62	737.08	270.49	198.89			15.75			
	CNAM For Non DB Owners - Service Provisioning With Point Code Establishment			OQV		344.32	246.56	276.85	198.89			15.75			
	CNAM for DB Owners, Per Query			OQV		0.0010231									
	CNAM for Non DB Owners, Per Query			OQV		0.0010231									
<b>LNP Query Service</b>															
	LNP Charge Per query			OQV		0.0008477									
	LNP Service Establishment Manual						12.59	12.59	11.58	11.58		15.75			
	LNP Service Provisioning with Point Code Establishment						596.94	304.96	270.49	198.89		15.75			
<b>OPERATOR CALL PROCESSING</b>															
	Oper. Call Processing - Oper. Provided, Per Min. - Using BST LIDB					1.20									
	Oper. Call Processing - Oper. Provided, Per Min. - Using Foreign LIDB					1.24									
	Oper. Call Processing - Fully Automated, per Call - Using BST LIDB					0.20									
	Oper. Call Processing - Fully Automated, per Call - Using Foreign LIDB					0.20									
<b>INWARD OPERATOR SERVICES</b>															
	Inward Operator Services - Verification, Per Minute					1.15									
	Inward Operator Services - Verification and Emergency Interrupt - Per Minute					1.15									
<b>BRANDING - OPERATOR CALL PROCESSING</b>															
<b>Facility based CLEC</b>															
	Recording of Custom Branded OA Announcement				CBAOS	7,000.00	7,000.00					15.75			
	Loading of Custom Branded OA Announcement per shelf/NAV per OCN				CBAOL	500.00	500.00					15.75			
<b>UNEP CLEC</b>															
	Recording of Custom Branded OA Announcement					7,000.00	7,000.00					15.75			
	Loading of Custom Branded OA Announcement per shelf/NAV per OCN					500.00	500.00					15.75			
<b>Unbranding via OLNS for UNEP CLEC</b>															
	Loading of OA per OCN (Regional)					1,200.00	1,200.00					15.75			
<b>DIRECTORY ASSISTANCE SERVICES</b>															
<b>DIRECTORY ASSISTANCE ACCESS SERVICE</b>															
	Directory Assistance Access Service Calls, Charge Per Call					0.275									
<b>DIRECTORY ASSISTANCE CALL COMPLETION ACCESS SERVICE (DACC)</b>															
	Directory Assistance Call Completion Access Service (DACC), Per Call Attempt					0.10									
<b>DIRECTORY ASSISTANCE SERVICES</b>															
<b>DIRECTORY ASSISTANCE DATA BASE SERVICE (DADS)</b>															
	Directory Assistance Data Base Service Charge Per Listing					0.04									
	Directory Assistance Data Base Service, per month				DBSOF	150.00									

UNBUNDLED NETWORK ELEMENTS - Mississippi										Attachment: 2		Exhibit: B			
CATEGORY	RATE ELEMENTS	Interim	Zone	BCS	USOC	RATES (\$)				Svc Order Submitted Elec per LSR	Svc Order Submitted Manually per LSR	Incremental Charge - Manual Svc Order vs. Electronic-1st	Incremental Charge - Manual Svc Order vs. Electronic-Add'l	Incremental Charge - Manual Svc Order vs. Electronic-Disc 1st	Incremental Charge - Manual Svc Order vs. Electronic-Disc Add'l
						Rec	Nonrecurring		Nonrecurring Disconnect						
							First	Add'l	First	Add'l	SOMEc	SOMAN	SOMAN	SOMAN	SOMAN
<b>BRANDING - DIRECTORY ASSISTANCE</b>															
	<b>Facility Based CLEC</b>														
	Recording and Provisioning of DA Custom Branded Announcement			AMT	CBADA		3,000.00	3,000.00				15.75			
	Loading of Custom Branded Announcement per Switch per OCN			AMT	CBADC		1,170.00	1,170.00				15.75			
	<b>UNEP CLEC</b>														
	Recording of DA Custom Branded Announcement						3,000.00	3,000.00				15.75			
	Loading of DA Custom Branded Announcement per Switch per OCN						1,170.00	1,170.00				15.75			
	<b>Unbranding via OLNS for UNEP CLEC</b>														
	Loading of DA per OCN (1 OCN per Order)						420.00	420.00				15.75			
	Loading of DA per Switch per OCN						16.00	16.00				15.75			
<b>SELECTIVE ROUTING</b>															
	Selective Routing Per Unique Line Class Code Per Request Per Switch				USRCR		85.19	85.19	14.19	14.19		15.75			
<b>VIRTUAL COLLOCATION</b>															
	Virtual Collocation-2 Wire Cross Connects (Loop) for Line Splitting			UEPSR, UEPSB	VE1LS	0.0268	12.37	11.87	6.04	5.45		15.75			
<b>PHYSICAL COLLOCATION</b>															
	Physical Collocation-2 Wire Cross Connects (Loop) for Line Splitting			UEPSR, UEPSB	PE1LS	0.0288	12.37	11.87	6.04	5.45		15.75			
<b>AIN SELECTIVE CARRIER ROUTING</b>															
	Regional Service Establishment			SRC	SRCEC		101,685.12		8,640.51			15.75			
	End Office Establishment			SRC	SRCEO		167.49	167.49	1.71	1.71		15.75			
	Query NRC, per query			SRC		0.0030502									
<b>AIN - BELLSOUTH AIN SMS ACCESS SERVICE</b>															
	AIN SMS Access Service - Service Establishment, Per State, Initial Setup			A1N	CAMSE		39.67	39.67	40.92	40.92		15.75			
	AIN SMS Access Service - Port Connection - Dial/Shared Access			A1N	CAMDP		7.87	7.87	9.14	9.14		15.75			
	AIN SMS Access Service - Port Connection - ISDN Access			A1N	CAM1P		7.87	7.87	9.14	9.14		15.75			
	AIN SMS Access Service - User Identification Codes - Per User ID Code			A1N	CAMAU		35.21	35.21	27.21	27.21		15.75			
	AIN SMS Access Service - Security Card, Per User ID Code, Initial or Replacement			A1N	CAMRC		42.13	42.13	11.78	11.78		15.75			
	AIN SMS Access Service - Storage, Per Unit (100 Kilobytes)					0.0021									
	AIN SMS Access Service - Session, Per Minute					0.5649									
	AIN SMS Access Service - Company Performed Session, Per Minute					0.8393									
<b>AIN - BELLSOUTH AIN TOOLKIT SERVICE</b>															
	AIN Toolkit Service - Service Establishment Charge, Per State, Initial Setup			CAM	BAPSC		39.67	39.67	40.92	40.92		15.75			
	AIN Toolkit Service - Training Session, Per Customer				BAPVX		4,226.54	4,226.54				15.75			
	AIN Toolkit Service - Trigger Access Charge, Per Trigger, Per DN, Term. Attempt				BAPTT		7.87	7.87	9.14	9.14		15.75			
	AIN Toolkit Service - Trigger Access Charge, Per Trigger, Per DN, Off-Hook Delay				BAPTD		7.87	7.87	9.14	9.14		15.75			
	AIN Toolkit Service - Trigger Access Charge, Per Trigger, Per DN, Off-Hook Immediate				BAPTM		7.87	7.87	9.14	9.14		15.75			
	AIN Toolkit Service - Trigger Access Charge, Per Trigger, Per DN, 10-Digit PODP				BAPTO		34.67	34.67	14.44	14.44		15.75			
	AIN Toolkit Service - Trigger Access Charge, Per Trigger, Per DN, CDP				BAPTC		34.67	34.67	14.44	14.44		15.75			
	AIN Toolkit Service - Trigger Access Charge, Per Trigger, Per DN, Feature Code				BAPTF		34.67	34.67	14.44	14.44		15.75			
	AIN Toolkit Service - Query Charge, Per Query					0.0535577									
	AIN Toolkit Service - Type 1 Node Charge, Per AIN Toolkit Subscription, Per Node, Per Query					0.0063509									

UNBUNDLED NETWORK ELEMENTS - Mississippi										Attachment: 2		Exhibit: B			
CATEGORY	RATE ELEMENTS	Interim	Zone	BCS	USOC	RATES (\$)				Svc Order Submitted Elec per LSR	Svc Order Submitted Manually per LSR	Incremental Charge - Manual Svc Order vs. Electronic-1st	Incremental Charge - Manual Svc Order vs. Electronic-Add'l	Incremental Charge - Manual Svc Order vs. Electronic-Disc 1st	Incremental Charge - Manual Svc Order vs. Electronic-Disc Add'l
						Rec	Nonrecurring		Nonrecurring Disconnect						
							First	Add'l	First	Add'l	SOMEc	SOMAN	SOMAN	SOMAN	SOMAN
	AIN Toolkit Service - SCP Storage Charge, Per SMS Access Account, Per 100 Kilobytes					0.06									
	AIN Toolkit Service - Monthly report - Per AIN Toolkit Service Subscription		CAM		BAPMS	11.11	7.87	7.87	5.54	5.54		15.75			
	AIN Toolkit Service - Special Study - Per AIN Toolkit Service Subscription		CAM		BAPLS	2.71	8.71	8.71				15.75			
	AIN Toolkit Service - Call Event Report - Per AIN Toolkit Service Subscription		CAM		BAPDS	8.48	7.87	7.87	5.54	5.54		15.75			
	AIN Toolkit Service - Call Event Special Study - Per AIN Toolkit Service Subscription		CAM		BAPES	0.09	8.71	8.71				15.75			
<b>ENHANCED EXTENDED LINK (EELs)</b>															
<b>NOTE: The monthly recurring and non-recurring charges below will apply and the Switch-As-Is Charge will not apply for EELs provisioned as ' Ordinarily Combined' Network Elements.</b>															
<b>NOTE: The monthly recurring and the Switch-As-Is Charge and not the non-recurring charges below will apply for EELs provisioned as ' Currently Combined' Network Elements.</b>															
<b>NOTE: Minimum billing is one month for DS1 and below and three months above DS1 services.</b>															
<b>2-WIRE VOICE GRADE EXTENDED LOOP WITH DEDICATED DS1 INTEROFFICE TRANSPORT (EEL)</b>															
	First 2-Wire VG Loop(SL2) in a DS1 Interofficed Transport Combination - Zone 1		1	UNCVX	UEAL2	13.89	105.96	68.28	52.82	10.37		15.75			
	First 2-Wire VG Grade Loop(SL2) in a DS1 Interofficed Transport Combination - Zone 2		2	UNCVX	UEAL2	18.75	105.96	68.28	52.82	10.37		15.75			
	First 2-Wire VG Grade Loop(SL2) in a DS1 Interofficed Transport Combination - Zone 3		3	UNCVX	UEAL2	27.55	105.96	68.28	52.82	10.37		15.75			
	First 2-Wire VG Loop(SL2) in a DS1 Interofficed Transport Combination - Zone 4		4	UNCVX	UEAL2	45.72	105.96	68.28	52.82	10.37		15.75			
	Interoffice Transport - Dedicated - DS1 combination - Per Mile per month			UNC1X	1L5XX	0.1813									
	Interoffice Transport - Dedicated - DS1 combination - Facility Termination per month			UNC1X	U1TF1	51.72	89.79	82.28	16.86	14.90		15.75			
	DS1 Channelization System Per Month			UNC1X	MQ1	102.85	91.57	62.94	10.87	10.10		15.75			
	Voice Grade COCI - DS1 To DS0 Interface - Per Month			UNCVX	1D1VG	0.5737	6.62	4.74							
	Each Additional 2-Wire VG Loop(SL 2) in the same DS1 Interoffice Transport Combination - Zone 1		1	UNCVX	UEAL2	13.89	105.96	68.28	52.82	10.37		15.75			
	Each Additional 2-Wire VG Loop(SL2) in the same DS1 Interoffice Transport Combination - Zone 2		2	UNCVX	UEAL2	18.75	105.96	68.28	52.82	10.37		15.75			
	Each Additional 2-Wire VG Loop(SL2) in the same DS1 Interoffice Transport Combination - Zone 3		3	UNCVX	UEAL2	27.55	105.96	68.28	52.82	10.37		15.75			
	Each Additional 2-Wire VG Loop(SL2) in the same DS1 Interoffice Transport Combination - Zone 4		4	UNCVX	UEAL2	45.72	105.96	68.28	52.82	10.37		15.75			
	Voice Grade COCI - DS1 to DS0 Channel System combination - per month			UNCVX	1D1VG	0.5737	6.62	4.74				15.75			
	Nonrecurring Currently Combined Network Elements Switch -As-Is Charge			UNC1X	UNCCC		5.63	5.63	7.20	7.20		15.75			
<b>4-WIRE VOICE GRADE EXTENDED LOOP WITH DEDICATED DS1 INTEROFFICE TRANSPORT (EEL)</b>															
	First 4-Wire Analog Voice Grade Loop in a DS1 Interoffice Transport Combination - Zone 1		1	UNCVX	UEAL4	27.47	132.27	94.59	60.68	14.64		15.75			
	First 4-Wire Analog Voice Grade Loop in a DS1 Interoffice Transport Combination - Zone 2		2	UNCVX	UEAL4	38.26	132.27	94.59	60.68	14.64		15.75			
	First 4-Wire Analog Voice Grade Loop in a DS1 Interoffice Transport Combination - Zone 3		3	UNCVX	UEAL4	50.03	132.27	94.59	60.68	14.64		15.75			
	First 4-Wire Analog Voice Grade Loop in a DS1 Interoffice Transport Combination - Zone 4		4	UNCVX	UEAL4	50.03	132.27	94.59	60.68	14.64		15.75			
	Interoffice Transport - Dedicated - DS1 combination - Per Mile Per Month			UNC1X	1L5XX	0.1813									
	Interoffice Transport - Dedicated - DS1 - Facility Termination Per Month			UNC1X	U1TF1	51.72	89.79	82.28	16.86	14.90		15.75			
	Channelization - Channel System DS1 to DS0 combination Per Month			UNC1X	MQ1	102.85	91.57	62.94	10.87	10.10		15.75			
	Voice Grade COCI - DS1 to DS0 Channel System combination - per month			UNCVX	1D1VG	0.5737	6.62	4.74				15.75			

UNBUNDLED NETWORK ELEMENTS - Mississippi										Attachment: 2		Exhibit: B								
CATEGORY	RATE ELEMENTS	Interim	Zone	BCS	USOC	RATES (\$)	Svc Order Submitted Elec per LSR	Svc Order Submitted Manually per LSR	Incremental Charge - Manual Svc Order vs. Electronic-1st	Incremental Charge - Manual Svc Order vs. Electronic-Add'l	Incremental Charge - Manual Svc Order vs. Electronic-Disc 1st	Incremental Charge - Manual Svc Order vs. Electronic-Disc Add'l	OSS Rates (\$)							
													Rec	Nonrecurring		Nonrecurring Disconnect		SOMEc	SOMAN	SOMAN
	Additional 4-Wire Analog Voice Grade Loop in same DS1 Interoffice Transport Combination - Zone 1		1	UNCVX	UEAL4	27.47														
	Additional 4-Wire Analog Voice Grade Loop in same DS1 Interoffice Transport Combination - Zone 2		2	UNCVX	UEAL4	38.26														
	Additional 4-Wire Analog Voice Grade Loop in same DS1 Interoffice Transport Combination - Zone 3		3	UNCVX	UEAL4	50.03														
	Additional 4-Wire Analog Voice Grade Loop in same DS1 Interoffice Transport Combination - Zone 4		4	UNCVX	UEAL4	50.03														
	Voice Grade COCI - DS1 to DS0 Channel System combination - per month			UNCVX	1D1VG	0.5737														
	Nonrecurring Currently Combined Network Elements Switch -As-Is Charge			UNC1X	UNCCC															
	<b>4-WIRE 56 KBPS EXTENDED DIGITAL LOOP WITH DEDICATED DS1 INTEROFFICE TRANSPORT (EEL)</b>																			
	First 4-Wire 56Kbps Digital Grade Loop in a DS1 Interoffice Transport Combination - Zone 1		1	UNCDX	UDL56	27.44														
	First 4-wire 56Kbps Digital Grade Loop in a DS1 Interoffice Transport Combination - Zone 2		2	UNCDX	UDL56	34.55														
	First 4-Wire 56Kbps Digital Grade Loop in a DS1 Interoffice Transport Combination - Zone 3		3	UNCDX	UDL56	40.76														
	First 4-Wire 56Kbps Digital Grade Loop in a DS1 Interoffice Transport Combination - Zone 4		4	UNCDX	UDL56	32.25														
	Interoffice Transport - Dedicated - DS1 combination - Per Mile Per Month			UNC1X	1L5XX	0.1813														
	Interoffice Transport - Dedicated - DS1 - combination Facility Termination Per Month			UNC1X	U1TF1	51.72														
	Channelization - Channel System DS1 to DS0 combination Per Month			UNC1X	MQ1	102.85														
	OCU-DP COCI (data) - DS1 to DS0 Channel System - per month (2.4-64kbs)			UNCDX	1D1DD	1.22														
	Additional 4-Wire 56Kbps Digital Grade Loop in same DS1 Interoffice Transport Combination - Zone 1		1	UNCDX	UDL56	27.44														
	Additional 4-Wire 56Kbps Digital Grade Loop in same DS1 Interoffice Transport Combination - Zone 2		2	UNCDX	UDL56	34.55														
	Additional 4-Wire 56Kbps Digital Grade Loop in same DS1 Interoffice Transport Combination - Zone 3		3	UNCDX	UDL56	40.76														
	Additional 4-Wire 56Kbps Digital Grade Loop in same DS1 Interoffice Transport Combination - Zone 4		4	UNCDX	UDL56	32.25														
	OCU-DP COCI (data) - DS1 to DS0 Channel System - combination per month (2.4-64kbs)			UNCDX	1D1DD	1.22														
	Nonrecurring Currently Combined Network Elements Switch -As-Is Charge			UNC1X	UNCCC															
	<b>4-WIRE 64 KBPS EXTENDED DIGITAL LOOP WITH DEDICATED DS1 INTEROFFICE TRANSPORT (EEL)</b>																			
	First 4-Wire 64Kbps Digital Grade Loop in a DS1 Interoffice Transport Combination - Zone 1		1	UNCDX	UDL64	27.44														
	First 4-Wire 64Kbps Digital Grade Loop in a DS1 Interoffice Transport Combination - Zone 2		2	UNCDX	UDL64	34.55														
	First 4-Wire 64Kbps Digital Grade Loop in a DS1 Interoffice Transport Combination - Zone 3		3	UNCDX	UDL64	40.76														
	First 4-Wire 64Kbps Digital Grade Loop in a DS1 Interoffice Transport Combination - Zone 4		4	UNCDX	UND64	32.25														
	Interoffice Transport - Dedicated - DS1 combination - Per Mile Per Month			UNC1X	1L5XX	0.1813														
	Interoffice Transport - Dedicated - DS1 combination - Facility Termination Per Month			UNC1X	U1TF1	51.72														
	Channelization - Channel System DS1 to DS0 combination Per Month			UNC1X	MQ1	102.85														
	OCU-DP COCI (data) - DS1 to DS0 Channel System combination - per month (2.4-64kbs)			UNCDX	1D1DD	1.22														

UNBUNDLED NETWORK ELEMENTS - Mississippi											Attachment: 2		Exhibit: B							
CATEGORY	RATE ELEMENTS	Interim	Zone	BCS	USOC	RATES (\$)	Svc Order Submitted Elec per LSR	Svc Order Submitted Manually per LSR	Incremental Charge - Manual Svc Order vs. Electronic-1st	Incremental Charge - Manual Svc Order vs. Electronic-Add'l	Incremental Charge - Manual Svc Order vs. Electronic-Disc 1st	Incremental Charge - Manual Svc Order vs. Electronic-Disc Add'l	OSS Rates (\$)							
													Rec	Nonrecurring		Nonrecurring Disconnect		SOMEc	SOMAN	SOMAN
	Additional 4-Wire 64Kbps Digital Grade Loop in same DS1 Interoffice Transport Combination - Zone 1		1	UNCDX	UDL64	27.44		126.53	88.85	60.68	14.64		15.75							
	Additional 4-Wire 64Kbps Digital Grade Loop in same DS1 Interoffice Transport Combination - Zone 2		2	UNCDX	UDL64	34.55		126.53	88.85	60.68	14.64		15.75							
	Additional 4-Wire 64Kbps Digital Grade Loop in same DS1 Interoffice Transport Combination - Zone 3		3	UNCDX	UDL64	40.76		126.53	88.85	60.68	14.64		15.75							
	Additional 4-Wire 64Kbps Digital Grade Loop in same DS1 Interoffice Transport Combination - Zone 4		4	UNCDX	UDL64	32.25		126.53	88.85	60.68	14.64		15.75							
	OCU-DP COCI (data) - DS1 to DS0 Channel System combination - per month (2.4-64kbs)			UNCDX	1D1DD	1.22		6.62	4.74				15.75							
	Nonrecurring Currently Combined Network Elements Switch -As-Is Charge			UNC1X	UNCCC			5.63	5.63	7.20	7.20		15.75							
<b>4-WIRE DS1 DIGITAL EXTENDED LOOP WITH DEDICATED DS1 INTEROFFICE TRANSPORT (EEL)</b>																				
	4-Wire DS1 Digital Loop in Combination with DS1 Interoffice Transport - Zone 1		1	UNC1X	USLXX	79.08		253.93	158.45	46.10	12.07		15.75							
	4-Wire DS1 Digital Loop in Combination with DS1 Interoffice Transport - Zone 2		2	UNC1X	USLXX	129.38		253.93	158.45	46.10	12.07		15.75							
	4-Wire DS1 Digital Loop in Combination with DS1 Interoffice Transport - Zone 3		3	UNC1X	USLXX	206.74		253.93	158.45	46.10	12.07		15.75							
	4-Wire DS1 Digital Loop in Combination with DS1 Interoffice Transport - Zone 4		4	UNC1X	USLXX	458.46		253.93	158.45	46.10	12.07		15.75							
	Interoffice Transport - Dedicated - DS1 combination - Per Mile Per Month			UNC1X	1L5XX	0.1813														
	Interoffice Transport - Dedicated - DS1 combination - Facility Termination Per Month			UNC1X	U1TF1	51.72		89.79	82.28	16.86	14.90		15.75							
	Nonrecurring Currently Combined Network Elements Switch -As-Is Charge			UNC1X	UNCCC			5.63	5.63	7.20	7.20		15.75							
<b>4-WIRE DS1 DIGITAL EXTENDED LOOP WITH DEDICATED DS3 INTEROFFICE TRANSPORT (EEL)</b>																				
	First DS1 Loop in DS3 Interoffice Transport Combination - Zone 1		1	UNC1X	USLXX	79.08		253.93	158.45	46.10	12.07		15.75							
	First DS1 Loop in DS3 Interoffice Transport Combination - Zone 2		2	UNC1X	USLXX	129.38		253.93	158.45	46.10	12.07		15.75							
	First DS1 Loop in DS3 Interoffice Transport Combination - Zone 3		3	UNC1X	USLXX	206.74		253.93	158.45	46.10	12.07		15.75							
	First DS1 Loop in DS3 Interoffice Transport Combination - Zone 4		4	UNC1X	USLXX	458.46		253.93	158.45	46.10	12.07		15.75							
	Interoffice Transport - Dedicated - DS3 combination - Per Mile Per Month			UNC3X	1L5XX	4.29														
	Interoffice Transport - Dedicated - DS3 - Facility Termination per month			UNC3X	U1TF3	641.90		280.37	163.70	62.08	60.29		15.75							
	DS3 to DS1 Channel System combination per month			UNC3X	MQ3	107.85		179.17	94.52	34.30	32.82		15.75							
	DS3 Interface Unit (DS1 COCI) combination per month			UNC1X	UC1D1	12.96		6.62	4.74				15.75							
	Additional DS1 Loop in DS3 Interoffice Transport Combination - Zone 1		1	UNC1X	USLXX	79.08		253.93	158.45	46.10	12.07		15.75							
	Additional DS1 Loop in DS3 Interoffice Transport Combination - Zone 2		2	UNC1X	USLXX	129.38		253.93	158.45	46.10	12.07		15.75							
	Additional DS1 Loop in DS3 Interoffice Transport Combination - Zone 3		3	UNC1X	USLXX	206.74		253.93	158.45	46.10	12.07		15.75							
	Additional DS1 Loop in DS3 Interoffice Transport Combination - Zone 4		4	UNC1X	USLXX	458.46		253.93	158.45	46.10	12.07		15.75							
	DS3 Interface Unit (DS1 COCI) combination per month			UNC1X	UC1D1	12.96		6.62	4.74				15.75							
	Nonrecurring Currently Combined Network Elements Switch -As-Is Charge			UNC3X	UNCCC			5.63	5.63	7.20	7.20		15.75							
<b>2-WIRE VOICE GRADE EXTENDED LOOP/ 2 WIRE VOICE GRADE INTEROFFICE TRANSPORT (EEL)</b>																				
	2-Wire VG Loop used with 2-wire VG Interoffice Transport Combination - Zone 1		1	UNCVX	UEAL2	13.89		105.96	68.28	52.82	10.37		15.75							
	2-Wire VG Loop used with 2-wire VG Interoffice Transport Combination - Zone 2		2	UNCVX	UEAL2	18.75		105.96	68.28	52.82	10.37		15.75							

UNBUNDLED NETWORK ELEMENTS - Mississippi										Attachment: 2		Exhibit: B				
CATEGORY	RATE ELEMENTS	Interim	Zone	BCS	USOC	RATES (\$)	Svc Order Submitted Elec per LSR	Svc Order Submitted Manually per LSR	Incremental Charge - Manual Svc Order vs. Electronic-1st	Incremental Charge - Manual Svc Order vs. Electronic-Add'l	Incremental Charge - Manual Svc Order vs. Electronic-Disc 1st	Incremental Charge - Manual Svc Order vs. Electronic-Disc Add'l				
													Rec	Nonrecurring		Nonrecurring Disconnect
										SOMEc	SOMAN	SOMAN	SOMAN	SOMAN	SOMAN	
	2-WireVG Loop used with 2-wire VG Interoffice Transport Combination - Zone 3		3	UNCVX	UEAL2	27.55		105.96	68.28	52.82	10.37					
	A.1.2 2-WireVG Loop used with 2-wire VG Interoffice Transport Combination - Zone 4		4	UNCVX	UEAL2	45.72		105.96	68.28	52.82	10.37					
	Interoffice Transport - Dedicated - 2-wire VG combination - Per Mile Per Month			UNCVX	1L5XX	0.00088										
	Interoffice Transport - Dedicated - 2-Wire Voice Grade combination - Facility Termination per month			UNCVX	U1TV2	20.32		40.77	27.57	17.26	7.11					
	Nonrecurring Currently Combined Network Elements Switch -As-Is Charge			UNCVX	UNCCC			5.63	5.63	7.20	7.20					
<b>4-WIRE VOICE GRADE EXTENDED LOOP/ 4 WIRE VOICE GRADE INTEROFFICE TRANSPORT (EEL)</b>																
	4-WireVG Loop used with 4-wire VG Interoffice Transport Combination - Zone 1		1	UNCVX	UEAL4	27.47		132.27	94.59	60.68	14.64					
	4-WireVG Loop used with 4-wire VG Interoffice Transport Combination - Zone 2		2	UNCVX	UEAL4	38.26		132.27	94.59	60.68	14.64					
	4-WireVG Loop used with 4-wire VG Interoffice Transport Combination - Zone 3		3	UNCVX	UEAL4	50.03		132.27	94.59	60.68	14.64					
	4-WireVG Loop used with 4-wire VG Interoffice Transport Combination - Zone 4		4	UNCVX	UEAL4	50.03		132.27	94.59	60.68	14.64					
	Interoffice Transport - Dedicated - 4-wire VG combination - Per Mile Per Month			UNCVX	1L5XX	0.00088										
	Interoffice Transport - Dedicated - 4-Wire Voice Grade combination - Facility Termination per month			UNCVX	U1TV4	17.86		40.77	27.57	17.26	7.11					
	Nonrecurring Currently Combined Network Elements Switch -As-Is Charge			UNCVX	UNCCC			5.63	5.63	7.20	7.20					
<b>DS3 DIGITAL EXTENDED LOOP WITH DEDICATED DS3 INTEROFFICE TRANSPORT (EEL)</b>																
	High Capacity Unbundled Local Loop - DS3 combination - Per Mile per month			UNC3X	1L5ND	11.20										
	High Capacity Unbundled Local Loop - DS3 combination - Facility Termination per month			UNC3X	UE3PX	252.17		454.13	265.47	123.23	86.19					
	Interoffice Transport - Dedicated - DS3 - Per Mile per month			UNC3X	1L5XX	4.29										
	Interoffice Transport - Dedicated - DS3 combination - Facility Termination per month			UNC3X	U1TF3	641.90		280.37	163.70	62.08	60.29					
	Nonrecurring Currently Combined Network Elements Switch -As-Is Charge			UNC3X	UNCCC			5.63	5.63	7.20	7.20					
<b>STS1 DIGITAL EXTENDED LOOP WITH DEDICATED STS1 INTEROFFICE TRANSPORT (EEL)</b>																
	High Capacity Unbundled Local Loop - STS1 combination - Per Mile per month			UNCSX	1L5ND	11.20										
	High Capacity Unbundled Local Loop - STS1 combination - Facility Termination per month			UNCSX	UDLS1	264.35		454.13	265.47	123.23	86.19					
	Interoffice Transport - Dedicated - STS1 combination - Per Mile per month			UNCSX	1L5XX	4.29										
	Interoffice Transport - Dedicated - STS1 combination - Facility Termination per month			UNCSX	U1TFS	644.21		280.37	163.70	62.08	60.29					
	Nonrecurring Currently Combined Network Elements Switch -As-Is Charge			UNCSX	UNCCC			5.63	5.63	7.20	7.20					
<b>2-WIRE ISDN EXTENDED LOOP WITH DS1 INTEROFFICE TRANSPORT (EEL)</b>																
	First 2-Wire ISDN Loop in a DS1 Interoffice Combination Transport - Zone 1		1	UNCNX	U1L2X	21.01		117.61	79.92	52.82	10.37					
	First 2-Wire ISDN Loop in a DS1 Interoffice Combination Transport - Zone 2		2	UNCNX	U1L2X	27.59		117.61	79.92	52.82	10.37					
	First 2-Wire ISDN Loop in a DS1 Interoffice Combination Transport - Zone 3		3	UNCNX	U1L2X	37.34		117.61	79.92	52.82	10.37					
	First 2-Wire ISDN Loop in a DS1 Interoffice Combination Transport - Zone 4		4	UNCNX	U1L2X	59.18		117.61	79.92	52.82	10.37					
	Interoffice Transport - Dedicated - DS1 combination - Per Mile			UNC1X	1L5XX	0.1813										
	Interoffice Transport - Dedicated - DS1 combination - Facility Termination per month			UNC1X	U1TF1	51.72		89.79	82.28	16.86	14.90					



UNBUNDLED NETWORK ELEMENTS - Mississippi											Attachment: 2		Exhibit: B							
CATEGORY	RATE ELEMENTS	Interim	Zone	BCS	USOC	RATES (\$)	Svc Order Submitted Elec per LSR	Svc Order Submitted Manually per LSR	Incremental Charge - Manual Svc Order vs. Electronic-1st	Incremental Charge - Manual Svc Order vs. Electronic-Add'l	Incremental Charge - Manual Svc Order vs. Electronic-Disc 1st	Incremental Charge - Manual Svc Order vs. Electronic-Disc Add'l	OSS Rates (\$)							
													Rec	Nonrecurring		Nonrecurring Disconnect		SOMEc	SOMAN	SOMAN
													First	Add'l	First	Add'l				
	Channelization - Channel System DS1 to DS0 combination - per month			UNC1X	MQ1	102.85							91.57	62.94	10.87	10.10		15.75		
	2-wire ISDN COCI (BRITE) - DS1 to DS0 Channel System combination - per month			UNCNX	UC1CA	2.62							6.62	4.74				15.75		
	Additional 2-wire ISDN Loop in same DS1 Interoffice Transport Combination - Zone 1		1	UNCNX	U1L2X	21.01							117.61	79.92	52.82	10.37		15.75		
	Additional 2-wire ISDN Loop in same DS1 Interoffice Transport Combination - Zone 2		2	UNCNX	U1L2X	27.59							117.61	79.92	52.82	10.37		15.75		
	Additional 2-wire ISDN Loop in same DS1 Interoffice Transport Combination - Zone 3		3	UNCNX	U1L2X	37.34							117.61	79.92	52.82	10.37		15.75		
	Additional 2-wire ISDN Loop in same DS1 Interoffice Transport Combination - Zone 4		4	UNCNX	U1L2X	59.18							117.61	79.92	52.82	10.37		15.75		
	2-wire ISDN COCI (BRITE) - DS1 to DS0 Channel System combination - per month			UNCNX	UC1CA	2.62							6.62	4.74				15.75		
	Nonrecurring Currently Combined Network Elements Switch -As-Is Charge			UNC1X	UNCCC								5.63	5.63	7.20	7.20		15.75		
<b>4-WIRE DS1 DIGITAL EXTENDED LOOP WITH DEDICATED STS-1 INTEROFFICE TRANSPORT (EEL)</b>																				
	First DS1 Loop in STS1 Interoffice Transport Combination - Zone 1		1	UNC1X	USLXX	79.08							253.93	158.45	46.10	12.07		15.75		
	First DS1 Loop in STS1 Interoffice Transport Combination - Zone 2		2	UNC1X	USLXX	129.38							253.93	158.45	46.10	12.07		15.75		
	First DS1 Loop in STS1 Interoffice Transport Combination - Zone 3		3	UNC1X	USLXX	206.74							253.93	158.45	46.10	12.07		15.75		
	First DS1 Loop in STS1 Interoffice Transport Combination - Zone 4		4	UNC1X	USLXX	458.46							253.93	158.45	46.10	12.07		15.75		
	Interoffice Transport - Dedicated - STS1 combination - Per Mile Per Month			UNCSX	1L5XX	4.29														
	Interoffice Transport - Dedicated - STS1 combination - Facility Termination			UNCSX	U1TFS	644.21							280.37	163.70	62.08	60.29		15.75		
	STS1 to DS1 Channel System combination per month			UNCSX	MQ3	107.63							179.17	94.52	34.30	32.82		15.75		
	DS3 Interface Unit (DS1 COCI) combination per month			UNC1X	UC1D1	12.96							6.62	4.74				15.75		
	Additional DS1 Loop in STS1 Interoffice Transport Combination - Zone 1		1	UNC1X	USLXX	79.08							253.93	158.45	46.10	12.07		15.75		
	Additional DS1 Loop in STS1 Interoffice Transport Combination - Zone 2		2	UNC1X	USLXX	129.38							253.93	158.45	46.10	12.07		15.75		
	Additional DS1 Loop in STS1 Interoffice Transport Combination - Zone 3		3	UNC1X	USLXX	206.74							253.93	158.45	46.10	12.07		15.75		
	Additional DS1 Loop in STS1 Interoffice Transport Combination - Zone 4		4	UNC1X	USLXX	458.46							253.93	158.45	46.10	12.07		15.75		
	DS3 Interface Unit (DS1 COCI) combination per month			UNC1X	UC1D1	12.96							6.62	4.74				15.75		
	Nonrecurring Currently Combined Network Elements Switch -As-Is Charge			UNCSX	UNCCC								5.63	5.63	7.20	7.20		15.75		
<b>4-WIRE 56 KBPS DIGITAL EXTENDED LOOP WITH 56 KBPS INTEROFFICE TRANSPORT (EEL)</b>																				
	4-wire 56 kbps Loop/4-wire 56 kbps Interoffice Transport Combination - Zone 1		1	UNCDX	UDL56	27.44							126.53	88.85	60.68	14.64		15.75		
	4-wire 56 kbps Loop/4-wire 56 kbps Interoffice Transport Combination - Zone 2		2	UNCDX	UDL56	34.55							126.53	88.85	60.68	14.64		15.75		
	4-wire 56 kbps Loop/4-wire 56 kbps Interoffice Transport Combination - Zone 3		3	UNCDX	UDL56	40.76							126.53	88.85	60.68	14.64		15.75		
	4-wire 56 kbps Loop/4-wire 56 kbps Interoffice Transport Combination - Zone 4		4	UNCDX	UDL56	32.25							126.53	88.85	60.68	14.64		15.75		
	Interoffice Transport - Dedicated - 4-wire 56 kbps combination - Per Mile			UNCDX	1L5XX	0.00088														
	Interoffice Transport - Dedicated - 4-wire 56 kbps combination - Facility Termination			UNCDX	U1TD5	14.14							40.78	27.57	17.26	7.11		15.75		
	Nonrecurring Currently Combined Network Elements Switch -As-Is Charge			UNCDX	UNCCC								5.63	5.63	7.20	7.20		15.75		
<b>4-WIRE 64 KBPS DIGITAL EXTENDED LOOP WITH 64 KBPS INTEROFFICE TRANSPORT (EEL)</b>																				

UNBUNDLED NETWORK ELEMENTS - Mississippi										Attachment: 2		Exhibit: B								
CATEGORY	RATE ELEMENTS	Interim	Zone	BCS	USOC	RATES (\$)	Svc Order Submitted Elec per LSR	Svc Order Submitted Manually per LSR	Incremental Charge - Manual Svc Order vs. Electronic-1st	Incremental Charge - Manual Svc Order vs. Electronic-Add'l	Incremental Charge - Manual Svc Order vs. Electronic-Disc 1st	Incremental Charge - Manual Svc Order vs. Electronic-Disc Add'l	OSS Rates (\$)							
													Rec	Nonrecurring		Nonrecurring Disconnect		SOMEc	SOMAN	SOMAN
	4-wire 64 kbps Loop/4-wire 64 kbps Interoffice Transport Combination - Zone 1		1	UNCDX	UDL64	27.44			126.53	88.85	60.68	14.64								
	4-wire 64 kbps Loop/4-wire 64 kbps Interoffice Transport Combination - Zone 2		2	UNCDX	UDL64	34.55			126.53	88.85	60.68	14.64								
	4-wire 64 kbps Loop/4-wire 64 kbps Interoffice Transport Combination - Zone 3		3	UNCDX	UDL64	40.76			126.53	88.85	60.68	14.64								
	4-wire 64 kbps Loop/4-wire 64 kbps Interoffice Transport Combination - Zone 4		4	UNCDX	UDL64	32.25			126.53	88.85	60.68	14.64								
	Interoffice Transport - Dedicated - 4-wire 64 kbps combination - Per Mile			UNCDX	1L5XX	0.00088														
	Interoffice Transport - Dedicated - 4-wire 64 kbps combination - Facility Termination			UNCDX	U1TD6	14.14			40.78	27.57	17.26	7.11								
	Nonrecurring Currently Combined Network Elements Switch -As-Is Charge			UNCDX	UNCCC				5.63	5.63	7.20	7.20								
<b>ADDITIONAL NETWORK ELEMENTS</b>																				
When used as a part of a currently combined facility, the non-recurring charges do not apply, but a Switch As Is charge does apply.																				
When used as ordinarily combined network elements in All States, the non-recurring charges apply and the Switch As Is Charge does not.																				
<b>Nonrecurring Currently Combined Network Elements "Switch As Is" Charge (One applies to each combination)</b>																				
	Nonrecurring Currently Combined Network Elements Switch -As-Is Charge - 2 wire/4-Wire VG			UNCVX	UNCCC				5.63	5.63	7.20	7.20								
	Nonrecurring Currently Combined Network Elements Switch -As-Is Charge - 56/64 kbps			UNCDX	UNCCC				5.63	5.63	7.20	7.20								
	Nonrecurring Currently Combined Network Elements Switch -As-Is Charge - DS1			UNC1X	UNCCC				5.63	5.63	7.20	7.20								
	Nonrecurring Currently Combined Network Elements Switch -As-Is Charge - DS3			UNC3X	UNCCC				5.63	5.63	7.20	7.20								
	Nonrecurring Currently Combined Network Elements Switch -As-Is Charge - STS1			UNCSX	UNCCC				5.63	5.63	7.20	7.20								
<b>NOTE: Local Channel - Dedicated Transport - minimum billing period - Below DS3=one month, DS3 and above=four months</b>																				
	Local Channel - Dedicated - 2-Wire Voice Grade			UNCVX	ULDV2	14.91			194.22	33.36	37.79	3.30								
	Local Channel - Dedicated - 4-Wire Voice Grade			UNCVX	ULDV4	15.99			194.66	33.80	38.27	3.78								
	Local Channel - Dedicated - DS1 per month Zone 1		1	UNC1X	ULDF1	36.83			178.50	154.61	22.89	15.74								
	Local Channel - Dedicated - DS1 Per Month Zone 2		2	UNC1X	ULDF1	35.99			178.50	154.61	22.89	15.74								
	Local Channel - Dedicated - DS1 - Per Month Zone 3		3	UNC1X	ULDF1	221.63			178.50	154.61	22.89	15.74								
	Local Channel - Dedicated - DS1 - Per Month Zone 4		4	UNC1X	ULDF1	221.63			178.50	154.61	22.89	15.74								
	Local Channel - Dedicated - DS3 - Per Mile per month			UNC3X	1L5NC	9.66														
	Local Channel - Dedicated - DS3 - Facility Termination			UNC3X	ULDF3	413.87			454.13	265.47	123.23	86.19								
	Local Channel - Dedicated - STS-1 - Per Mile per month			UNCSX	1L5NC	9.66														
	Local Channel - Dedicated - STS-1 - Facility Termination			UNCSX	ULDFS	408.02			454.13	265.47	123.23	86.19								
<b>Optional Features &amp; Functions:</b>																				
<b>MULTIPLEXERS</b>																				
<b>NOTE: minimum billing period is one month for DS1 to DS0 Channel System and interfaces</b>																				
<b>NOTE: minimum billing period is three months for DS3 to DS1 and above Channel System and interfaces</b>																				
	Channelization - DS1 to DS0 Channel System			UXTD1	MQ1	102.85			91.57	62.94	10.87	10.10								
	OCU-DP COCI (data) - DS1 to DS0 Channel System - per month (2.4-64kbs)			UDL	1D1DD	1.22			6.62	4.74										
	2-wire ISDN COCI (BRITE) - DS1 to DS0 Channel System - per month			UDN	UC1CA	2.62			6.62	4.74										
	Voice Grade COCI - DS1 to DS0 Channel System - per month			UEA	1D1VG	0.5737			6.62	4.74										
	DS3 to DS1 Channel System per month			UXTD3	MQ3	170.63			179.17	94.52	34.30	32.82								
	STS1 to DS1 Channel System per month			UXTS1	MQ3	170.63			179.17	94.52	34.30	32.82								
	DS3 Interface Unit (DS1 COCI) used with Loop per month			USL	UC1D1	12.96			6.62	4.74										
	DS3 Interface Unit (DS1 COCI) used with Local Channel per month			ULDD1	UC1D1	12.96			6.62	4.74										
<b>Sub-Loop Feeder</b>																				
	Unbundled Sub-Loop Feeder Loop, 4-Wire DS1 - Statewide		sw	UNC1X	USBFG															
	Unbundled Sub-Loop Feeder Loop, 4-Wire DS1 - Zone 1		1	UNC1X	USBFG	55.19			101.97	64.29	63.68	17.64								
	Unbundled Sub-Loop Feeder Loop, 4-Wire DS1 - Zone 2		2	UNC1X	USBFG	100.03			101.97	64.29	63.68	17.64								
	Unbundled Sub-Loop Feeder Loop, 4-Wire DS1 - Zone 3		3	UNC1X	USBFG	183.66			101.97	64.29	63.68	17.64								

UNBUNDLED NETWORK ELEMENTS - Mississippi											Attachment: 2		Exhibit: B							
CATEGORY	RATE ELEMENTS	Interim	Zone	BCS	USOC	RATES (\$)	Svc Order Submitted Elec per LSR	Svc Order Submitted Manually per LSR	Incremental Charge - Manual Svc Order vs. Electronic-1st	Incremental Charge - Manual Svc Order vs. Electronic-Add'l	Incremental Charge - Manual Svc Order vs. Electronic-Disc 1st	Incremental Charge - Manual Svc Order vs. Electronic-Disc Add'l	OSS Rates (\$)							
													Rec	Nonrecurring		Nonrecurring Disconnect		SOMEc	SOMAN	SOMAN
	Unbundled Sub-Loop Feeder Loop, 4-Wire DS1 - Zone 4		4	UNC1X	USBFG	430.04		101.97	64.29	63.68	17.64									
<b>UNBUNDLED LOCAL EXCHANGE SWITCHING(PORTS)</b>																				
<b>Exchange Ports</b>																				
<b>NOTE: Although the Port Rate includes all available features in GA, KY, LA &amp; TN, the desired features will need to be ordered using retail USOCs</b>																				
<b>2-WIRE VOICE GRADE LINE PORT RATES (RES)</b>																				
	Exchange Ports - 2-Wire Analog Line Port- Res.			UEPSR	UEPRL	1.41		2.39	2.29	1.42	1.33									
	Exchange Ports - 2-Wire Analog Line Port with Caller ID - Res.			UEPSR	UEPRC	1.41		2.39	2.29	1.42	1.33									
	Exchange Ports - 2-Wire Analog Line Port outgoing only - Res.			UEPSR	UEPRO	1.41		2.39	2.29	1.42	1.33									
	Exchange Ports - 2-Wire VG unbundled MS extended local dialing parity Port with Caller ID - Res.			UEPSR	UEPAT	1.41		2.39	2.29	1.42	1.33									
	Exchange Ports - 2-Wire VG unbundled res, low usage line port with Caller ID (LUM)			UEPSR	UEPAP	1.41		2.39	2.29	1.42	1.33									
	Exchange Ports - 2-Wire Voice Mississippi Residence Dialing Plan without Caller ID			UEPSR	UEPWJ	1.41		2.39	2.29	1.42	1.33									
	2-Wire voice unbundled Low Usage Line Port without Caller ID Capability			UEPSR	UEPRT	1.41		2.39	2.29	1.42	1.33									
	Subsequent Activity			UEPSR	USASC	0.00		0.00	0.00											
<b>FEATURES</b>																				
	All Available Vertical Features			UEPSR	UEPVF	2.56		0.00	0.00											
<b>2-WIRE VOICE GRADE LINE PORT RATES (BUS)</b>																				
	Exchange Ports - 2-Wire Analog Line Port without Caller ID - Bus			UEPSB	UEPBL	1.41		2.39	2.29	1.42	1.33									
	Exchange Ports - 2-Wire VG unbundled Line Port with unbundled port with Caller+E484 ID - Bus.			UEPSB	UEPBC	1.41		2.39	2.29	1.42	1.33									
	Exchange Ports - 2-Wire Analog Line Port outgoing only - Bus.			UEPSB	UEPBO	1.41		2.39	2.29	1.42	1.33									
	Exchange Ports - 2-Wire VG unbundled MS extended local dialing parity Port with Caller ID - Bus.			UEPSB	UEPAY	1.41		2.39	2.29	1.42	1.33									
	Exchange Ports - 2-Wire VG unbundled incoming only port with Caller ID - Bus			UEPSB	UEPB1	1.41		2.39	2.29	1.42	1.33									
	Exchange Ports - 2-Wire Voice Mississippi Business Dialing Plan without Caller ID			UEPSB	UEPWK	1.41		2.39	2.29	1.42	1.33									
	2-Wire voice unbundled Incoming Only Port without Caller ID Capability			UEPSB	UEPBE	1.41		2.39	2.29	1.42	1.33									
	Subsequent Activity			UEPSB	USASC	0.00		0.00	0.00											
<b>FEATURES</b>																				
	All Available Vertical Features			UEPSB	UEPVF	2.56		0.00	0.00											
<b>EXCHANGE PORT RATES (DID &amp; PBX)</b>																				
	2-Wire VG Unbundled 2-Way PBX Trunk - Res			UEPSE	UEPRD	1.41		31.45	14.93	14.38	0.92									
	2-Wire VG Line Side Unbundled 2-Way PBX Trunk - Bus			UEPSP	UEPPC	1.41		31.45	14.93	14.38	0.92									
	2-Wire VG Line Side Unbundled Outward PBX Trunk - Bus			UEPSP	UEPPO	1.41		31.45	14.93	14.38	0.92									
	2-Wire VG Line Side Unbundled Incoming PBX Trunk - Bus			UEPSP	UEPP1	1.41		31.45	14.93	14.38	0.92									
	2-Wire Analog Long Distance Terminal PBX Trunk - Bus			UEPSP	UEPLD	1.41		31.45	14.93	14.38	0.92									
	2-Wire Voice Unbundled PBX LD Terminal Ports			UEPSP	UEPLD	1.41		31.45	14.93	14.38	0.92									
	2-Wire Voice Unbundled 2-Way PBX Usage Port			UEPSP	UEPXA	1.41		31.45	14.93	14.38	0.92									
	2-Wire Voice Unbundled PBX Toll Terminal Hotel Ports			UEPSP	UEPXB	1.41		31.45	14.93	14.38	0.92									
	2-Wire Voice Unbundled PBX LD DDD Terminals Port			UEPSP	UEPXC	1.41		31.45	14.93	14.38	0.92									
	2-Wire Voice Unbundled PBX LD Terminal Switchboard Port			UEPSP	UEPXD	1.41		31.45	14.93	14.38	0.92									
	2-Wire Voice Unbundled PBX LD Terminal Switchboard IDD Capable Port			UEPSP	UEPXE	1.41		31.45	14.93	14.38	0.92									
	2-Wire Voice Unbundled 2-Way PBX Hotel/Hospital Economy Administrative Calling Port			UEPSP	UEPXL	1.41		31.45	14.93	14.38	0.92									
	2-Wire Voice Unbundled 2-Way PBX Hotel/Hospital Economy Room Calling Port			UEPSP	UEPXM	1.41		31.45	14.93	14.38	0.92									
	2-Wire Voice Unbundled 1-Way Outgoing PBX Hotel/Hospital Discount Room Calling Port			UEPSP	UEPXO	1.41		31.45	14.93	14.38	0.92									

UNBUNDLED NETWORK ELEMENTS - Mississippi										Attachment: 2		Exhibit: B			
CATEGORY	RATE ELEMENTS	Interim	Zone	BCS	USOC	RATES (\$)	Svc Order Submitted Elec per LSR	Svc Order Submitted Manually per LSR	Incremental Charge - Manual Svc Order vs. Electronic-1st	Incremental Charge - Manual Svc Order vs. Electronic-Add'l	Incremental Charge - Manual Svc Order vs. Electronic-Disc 1st	Incremental Charge - Manual Svc Order vs. Electronic-Disc Add'l			
													Rec	Nonrecurring	
										SOMEc	SOMAN	SOMAN	SOMAN	SOMAN	SOMAN
	2-Wire Voice Unbundled 2-Way PBX Mississippi Local Economy Calling Port			UEPSP	UEPXQ	1.41	31.45	14.93	14.38	0.92	15.75				
	2-Wire Voice Unbundled 2-Way PBX Mississippi Local Optional Calling Port			UEPSP	UEPXR	1.41	31.45	14.93	14.38	0.92	15.75				
	2-Wire Voice Unbundled PBX Port, Mississippi only			UEPSP	UEPA5	1.41	31.45	14.93	14.38	0.92	15.75				
	2-Wire Voice Unbundled 1-Way Outgoing PBX Measured Port Subsequent Activity			UEPSP	UEPXS	1.41	31.45	14.93	14.38	0.92	15.75				
	2-Wire Voice Unbundled 1-Way Outgoing PBX Measured Port Subsequent Activity			UEPSP	USASC	0.00	0.00	0.00			15.75				
<b>FEATURES</b>															
	All Available Vertical Features			UEPSP	UEPSE	UEPVF	2.56	0.00	0.00		15.75				
<b>EXCHANGE PORT RATES (COIN)</b>															
	Exchange Ports - Coin Port					1.41	2.39	2.29	1.42	1.33	15.75				
<b>NOTE: Transmission/usage charges associated with POTS circuit switched usage will also apply to circuit switched voice and/or circuit switched data transmission by B-Channels associated with 2-wire ISDN ports.</b>															
<b>NOTE: Access to B Channel or D Channel Packet capabilities will be available only through BFR/New Business Request Process. Rates for the packet capabilities will be determined via the Bona Fide Request/New Business Request Process.</b>															
<b>UNBUNDLED LOCAL EXCHANGE SWITCHING(PORTS)</b>															
<b>EXCHANGE PORT RATES</b>															
	Exchange Ports - 2-Wire DID Port			UEPEX	UEPP2	8.25	120.00	18.85	61.77	3.88	15.75				
	Exchange Ports - DDITS Port - 4-Wire DS1 Port with DID capability			UEPDD	UEPDD	58.41	203.19	96.25	74.86	2.54	15.75				
	Exchange Ports - 2-Wire ISDN Port (See Notes below.)			UEPTX	UEPSX	U1PMA	13.69	73.19	53.30	47.90	10.76	15.75			
	All Features Offered			UEPTX	UEPSX	UEPVF	2.56	0.00	0.00		15.75				
<b>NOTE: Transmission/usage charges associated with POTS circuit switched usage will also apply to circuit switched voice and/or circuit switched data transmission by B-Channels associated with 2-wire ISDN ports.</b>															
<b>NOTE: Access to B Channel or D Channel Packet capabilities will be available only through BFR/New Business Request Process. Rates for the packet capabilities will be determined via the Bona Fide Request/New Business Request Process.</b>															
	Exchange Ports - 2-Wire ISDN Port -- Channel Profiles			UEPTX	UEPSX	U1UMA	0.00	0.00	0.00						
	Exchange Ports - 4-Wire ISDN DS1 Port			UEPEX	UEPEX	84.63	205.00	102.14	81.65	20.69	15.75				
<b>UNBUNDLED PORT with REMOTE CALL FORWARDING CAPABILITY</b>															
<b>UNBUNDLED REMOTE CALL FORWARDING SERVICE - RESIDENCE</b>															
	Unbundled Remote Call Forwarding Service, Area Calling, Res			UEPVR	UERAC	1.41	2.39	2.29	1.42	1.33	15.75				
	Unbundled Remote Call Forwarding Service, Local Calling - Res			UEPVR	UERLC	1.41	2.39	2.29	1.42	1.33	15.75				
	Unbundled Remote Call Forwarding Service, InterLATA - Res			UEPVR	UERTE	1.41	2.39	2.29	1.42	1.33	15.75				
	Unbundled Remote Call Forwarding Service, IntraLATA - Res			UEPVR	UERTR	1.41	2.39	2.29	1.42	1.33	15.75				
<b>Non-Recurring</b>															
	Unbundled Remote Call Forwarding Service - Conversion - Switch-as-is			UEPVR	USAC2		0.0988	0.0988			15.75				
	Unbundled Remote Call Forwarding Service - Conversion with allowed change (PIC and LPIC)			UEPVR	USACC		0.0988	0.0988							
<b>UNBUNDLED REMOTE CALL FORWARDING - Bus</b>															
	Unbundled Remote Call Forwarding Service, Area Calling - Bus			UEPVB	UERAC	1.41	2.39	2.29	1.42	1.33	15.75				
	Unbundled Remote Call Forwarding Service, Local Calling - Bus			UEPVB	UERLC	1.41	2.39	2.29	1.42	1.33	15.75				
	Unbundled Remote Call Forwarding Service, InterLATA - Bus			UEPVB	UERTE	1.41	2.39	2.29	1.42	1.33	15.75				
	Unbundled Remote Call Forwarding Service, IntraLATA - Bus			UEPVB	UERTR	1.41	2.39	2.29	1.42	1.33	15.75				
	Unbundled Remote Call Forwarding Service Expanded and Exception Local Calling			UEPVB	UERVJ	1.41	2.39	2.29	1.42	1.33	15.75				
<b>Non-Recurring</b>															
	Unbundled Remote Call Forwarding Service - Conversion - Switch-as-is			UEPVB	USAC2		0.0988	0.0988			15.75				
	Unbundled Remote Call Forwarding Service - Conversion with allowed change (PIC and LPIC)			UEPVB	USACC		0.0988	0.0988							
<b>UNBUNDLED LOCAL SWITCHING, PORT USAGE</b>															
<b>End Office Switching (Port Usage)</b>															
	End Office Switching Function, Per MOU					0.0010269									
	End Office Trunk Port - Shared, Per MOU					0.000161									
<b>Tandem Switching (Port Usage) (Local or Access Tandem)</b>															
	Tandem Switching Function Per MOU					0.0001723									
	Tandem Trunk Port - Shared, Per MOU					0.0001828									
<b>Common Transport</b>															
	Common Transport - Per Mile, Per MOU					0.0000026									

UNBUNDLED NETWORK ELEMENTS - Mississippi							Attachment: 2		Exhibit: B							
CATEGORY	RATE ELEMENTS	Interim	Zone	BCS	USOC	RATES (\$)	Svc Order Submitted Elec per LSR	Svc Order Submitted Manually per LSR	Incremental Charge - Manual Svc Order vs. Electronic-1st	Incremental Charge - Manual Svc Order vs. Electronic-Add'l	Incremental Charge - Manual Svc Order vs. Electronic-Disc 1st	Incremental Charge - Manual Svc Order vs. Electronic-Disc Add'l				
													Rec	Nonrecurring		Nonrecurring Disconnect
							First	Add'l	First	Add'l	SOMEc	SOMAN	SOMAN	SOMAN	SOMAN	SOMAN
	Common Transport - Facilities Termination Per MOU					0.0004541										
<b>UNBUNDLED PORT/LOOP COMBINATIONS - COST BASED RATES</b>																
Cost Based Rates are applied where BellSouth is required by FCC and/or State Commission rule to provide Unbundled Local Switching or Switch Ports.																
Features shall apply to the Unbundled Port/Loop Combination - Cost Based Rate section in the same manner as they are applied to the Stand-Alone Unbundled Port section of this Rate Exhibit.																
End Office and Tandem Switching Usage and Common Transport Usage rates in the Port section of this rate exhibit shall apply to all combinations of loop/port network elements except for UNE Coin Port/Loop Combinations.																
The first and additional Port nonrecurring charges apply to Not Currently Combined Combos. For Currently Combined Combos the nonrecurring charges shall be those identified in the Nonrecurring - Currently Combined sections.																
<b>2-WIRE VOICE GRADE LOOP WITH 2-WIRE LINE PORT (RES)</b>																
<b>UNE Port/Loop Combination Rates</b>																
	2-Wire VG Loop/Port Combo - Zone 1		1			12.22										
	2-Wire VG Loop/Port Combo - Zone 2		2			17.13										
	2-Wire VG Loop/Port Combo - Zone 3		3			26.26										
	2-Wire VG Loop/Port Combo - Zone 4		4			44.91										
<b>UNE Loop Rates</b>																
	2-Wire Voice Grade Loop (SL1) - Zone 1		1	UEPRX	UEPLX	10.98										
	2-Wire Voice Grade Loop (SL1) - Zone 2		2	UEPRX	UEPLX	15.91										
	2-Wire Voice Grade Loop (SL1) - Zone 3		3	UEPRX	UEPLX	25.04										
	2-Wire Voice Grade Loop (SL1) - Zone 4		4	UEPRX	UEPLX	43.68										
<b>2-Wire Voice Grade Line Port Rates (Res)</b>																
	2-Wire voice unbundled port - residence			UEPRX	UEPRL	1.23	40.31	19.84	24.90	6.58		15.75				
	2-Wire voice unbundled port with Caller ID - res			UEPRX	UEPRC	1.23	40.31	19.84	24.90	6.58		15.75				
	2-Wire voice unbundled port outgoing only - res			UEPRX	UEPRO	1.23	40.31	19.84	24.90	6.58		15.75				
	2-Wire voice Grade unbundled Mississippi extended local dialing parity port with Caller ID - res			UEPRX	UEPAT	1.23	40.31	19.84	24.90	6.58		15.75				
	2-Wire voice unbundles res, low usage line port with Caller ID (LUM)			UEPRX	UEPAP	1.23	40.31	19.84	24.90	6.58		15.75				
	2-Wire Voice Unbundled Mississippi Residence Dialing Plan without Caller ID			UEPRX	UEPWJ	1.23	40.31	19.84	24.90	6.58		15.75				
	2-Wire voice unbundled Low Usage Line Port without Caller ID Capability			UEPRX	UEPRT	1.23	40.31	19.84	24.90	6.58		15.75				
<b>FEATURES</b>																
	All Features Offered			UEPRX	UEPVF	2.56	0.00	0.00				15.75				
<b>LOCAL NUMBER PORTABILITY</b>																
	Local Number Portability (1 per port)			UEPRX	LNPCX	0.35										
<b>NONRECURRING CHARGES (NRCs) - CURRENTLY COMBINED</b>																
	2-Wire Voice Grade Loop / Line Port Combination - Conversion - Switch-as-is			UEPRX	USAC2		0.0988	0.0988				15.75				
	2-Wire Voice Grade Loop / Line Port Combination - Conversion - Switch with change			UEPRX	USACC		0.0988	0.0988				15.75				
	2-Wire Voice Grade Loop / Line Port Combination - Conversion - Subsequent Database Update						0.00	0.00				15.75				
<b>ADDITIONAL NRCs</b>																
	2-Wire Voice Grade Loop/Line Port Combination - Subsequent Activity			UEPRX	USAS2	0.00	0.00	0.00				15.75				
<b>2-WIRE VOICE GRADE LOOP WITH 2-WIRE LINE PORT (BUS)</b>																
<b>UNE Port/Loop Combination Rates</b>																
	2-Wire VG Loop/Port Combo - Zone 1		1			12.22										
	2-Wire VG Loop/Port Combo - Zone 2		2			17.13										
	2-Wire VG Loop/Port Combo - Zone 3		3			26.26										
<b>UNE Loop Rates</b>																
	2-Wire Voice Grade Loop (SL1) - Zone 1		1	UEPBX	UEPLX	10.98										
	2-Wire Voice Grade Loop (SL1) - Zone 2		2	UEPBX	UEPLX	15.91										
	2-Wire Voice Grade Loop (SL1) - Zone 3		3	UEPBX	UEPLX	25.04										
	2-Wire Voice Grade Loop (SL1) - Zone 4		4	UEPBX	UEPLX	43.68										
<b>2-Wire Voice Grade Line Port (Bus)</b>																
	2-Wire voice unbundled port without Caller ID - bus			UEPBX	UEPBL	1.23	40.31	19.84	24.90	6.58		15.75				
	2-Wire voice unbundled port with Caller + E484 ID - bus			UEPBX	UEPBC	1.23	40.31	19.84	24.90	6.58		15.75				
	2-Wire voice unbundled port outgoing only - bus			UEPBX	UEPBO	1.23	40.31	19.84	24.90	6.58		15.75				
	2-Wire voice Grade unbundled Mississippi extended local dialing parity port with Caller ID - bus			UEPBX	UEPAY	1.23	40.31	19.84	24.90	6.58		15.75				

UNBUNDLED NETWORK ELEMENTS - Mississippi										Attachment: 2		Exhibit: B			
CATEGORY	RATE ELEMENTS	Interim	Zone	BCS	USOC	RATES (\$)	Svc Order Submitted Elec per LSR	Svc Order Submitted Manually per LSR	Incremental Charge - Manual Svc Order vs. Electronic-1st	Incremental Charge - Manual Svc Order vs. Electronic-Add'l	Incremental Charge - Manual Svc Order vs. Electronic-Disc 1st	Incremental Charge - Manual Svc Order vs. Electronic-Disc Add'l			
													Rec	Nonrecurring	
							First	Add'l	First	Add'l	SOMEc	SOMAN	SOMAN	SOMAN	SOMAN
	2-Wire voice unbundled incoming only port with Caller ID - Bus			UEPBX	UPEB1	1.23	40.31	19.84	24.90	6.58		15.75			
	2-Wire Voice Unbundled Mississippi Business Dialing Plan without Caller ID			UEPBX	UEPWK	1.23	40.31	19.84	24.90	6.58		15.75			
	2-Wire voice unbundled Incoming Only Port without Caller ID Capability			UEPBX	UEPBE	1.23	40.31	19.84	24.90	6.58		15.75			
	<b>LOCAL NUMBER PORTABILITY</b>														
	Local Number Portability (1 per port)			UEPBX	LNPCX	0.35									
	<b>FEATURES</b>														
	All Features Offered			UEPBX	UEPVF	2.56	0.00	0.00				15.75			
	<b>NONRECURRING CHARGES (NRCs) - CURRENTLY COMBINED</b>														
	2-Wire Voice Grade Loop / Line Port Combination - Conversion - Switch-as-is			UEPBX	USAC2		0.0988	0.0988				15.75			
	2-Wire Voice Grade Loop / Line Port Combination - Conversion - Switch with change			UEPBX	USACC		0.0988	0.0988				15.75			
	2-Wire Voice Grade Loop / Line Port Combination - Conversion - Subsequent Database Update						0.00	0.00				15.75			
	<b>ADDITIONAL NRCs</b>														
	2-Wire Voice Grade Loop/Line Port Combination - Subsequent Activity			UEPBX	USAS2		0.00	0.00				15.75			
	<b>2-WIRE VOICE GRADE LOOP WITH 2-WIRE LINE PORT (RES - PBX)</b>														
	<b>UNE Port/Loop Combination Rates</b>														
	2-Wire VG Loop/Port Combo - Zone 1		1			12.22									
	2-Wire VG Loop/Port Combo - Zone 2		2			17.13									
	2-Wire VG Loop/Port Combo - Zone 3		3			26.26									
	2-Wire VG Loop/Port Combo - Zone 4		4			44.91									
	<b>UNE Loop Rates</b>														
	2-Wire Voice Grade Loop (SL 1) - Zone 1		1	UEPRG	UEPLX	10.98									
	2-Wire Voice Grade Loop (SL 1) - Zone 2		2	UEPRG	UEPLX	15.91									
	2-Wire Voice Grade Loop (SL 1) - Zone 3		3	UEPRG	UEPLX	25.04									
	2-Wire Voice Grade Loop (SL 1) - Zone 4		4	UEPRG	UEPLX	43.68									
	<b>2-Wire Voice Grade Line Port Rates (RES - PBX)</b>														
	2-Wire VG Unbundled Combination 2-Way PBX Trunk Port - Res			UEPRG	UEPRD	1.23	69.37	32.48	37.86	6.17		15.75			
	<b>LOCAL NUMBER PORTABILITY</b>														
	Local Number Portability (1 per port)			UEPRG	LNPCP	3.15	0.00	0.00				15.75			
	<b>FEATURES</b>														
	All Features Offered			UEPRG	UEPVF	2.56	0.00	0.00				15.75			
	<b>NONRECURRING CHARGES (NRCs) - CURRENTLY COMBINED</b>														
	2-Wire Voice Grade Loop/ Line Port Combination (PBX) - Conversion - Switch-As-Is			UEPRG	USAC2		7.96	1.91				15.75			
	2-Wire Voice Grade Loop/ Line Port Combination (PBX) - Conversion - Switch with Change			UEPRG	USACC		7.96	1.91				15.75			
	2-Wire Voice Grade Loop / Line Port Combination - Conversion - Subsequent Database Update						0.00	0.00				15.75			
	<b>ADDITIONAL NRCs</b>														
	2-Wire Voice Grade Loop/ Line Port Combination (PBX) - Subsequent Activity			UEPRG	USAS2	0.00	0.00	0.00				15.75			
	PBX Subsequent Activity - Change/Rearrange Multiline Hunt Group						7.36	7.36				15.75			
	<b>2-WIRE VOICE GRADE LOOP WITH 2-WIRE LINE PORT (BUS - PBX)</b>														
	<b>UNE Port/Loop Combination Rates</b>														
	2-Wire VG Loop/Port Combo - Zone 1		1			12.22									
	2-Wire VG Loop/Port Combo - Zone 2		2			17.13									
	2-Wire VG Loop/Port Combo - Zone 3		3			26.26									
	2-Wire VG Loop/Port Combo - Zone 4		4			44.91									
	<b>UNE Loop Rates</b>														
	2-Wire Voice Grade Loop (SL 1) - Zone 1		1	UEPPX	UEPLX	10.98									
	2-Wire Voice Grade Loop (SL 1) - Zone 2		2	UEPPX	UEPLX	15.91									
	2-Wire Voice Grade Loop (SL 1) - Zone 3		3	UEPPX	UEPLX	25.04									

UNBUNDLED NETWORK ELEMENTS - Mississippi										Attachment: 2		Exhibit: B					
CATEGORY	RATE ELEMENTS	Interim	Zone	BCS	USOC	RATES (\$)	Svc Order Submitted Elec per LSR	Svc Order Submitted Manually per LSR	Incremental Charge - Manual Svc Order vs. Electronic-1st	Incremental Charge - Manual Svc Order vs. Electronic-Add'l	Incremental Charge - Manual Svc Order vs. Electronic-Disc 1st	Incremental Charge - Manual Svc Order vs. Electronic-Disc Add'l					
							Rec	Nonrecurring		Nonrecurring Disconnect		OSS Rates (\$)					
							First	Add'l	First	Add'l	SOMEC	SOMAN	SOMAN	SOMAN	SOMAN	SOMAN	
	2-Wire Voice Grade Loop (SL 1) - Zone 4		4	UEPPX	UEPLX	43.68											
	<b>2-Wire Voice Grade Line Port Rates (BUS - PBX)</b>																
	Line Side Unbundled Combination 2-Way PBX Trunk Port - Bus			UEPPX	UEPPC	1.23	69.37	32.48	37.86	6.17		15.75					
	Line Side Unbundled Outward PBX Trunk Port - Bus			UEPPX	UEPPO	1.23	69.37	32.48	37.86	6.17		15.75					
	Line Side Unbundled Incoming PBX Trunk Port - Bus			UEPPX	UEPP1	1.23	69.37	32.48	37.86	6.17		15.75					
	2-Wire Voice Unbundled PBX LD Terminal Ports			UEPPX	UEPLD	1.23	69.37	32.48	37.86	6.17		15.75					
	2-Wire Voice Unbundled 2-Way Combination PBX Usage Port			UEPPX	UEPXA	1.23	69.37	32.48	37.86	6.17		15.75					
	2-Wire Voice Unbundled PBX Toll Terminal Hotel Ports			UEPPX	UEPXB	1.23	69.37	32.48	37.86	6.17		15.75					
	2-Wire Voice Unbundled PBX LD DDD Terminals Port			UEPPX	UEPXC	1.23	69.37	32.48	37.86	6.17		15.75					
	2-Wire Voice Unbundled PBX LD Terminal Switchboard Port			UEPPX	UEPXD	1.23	69.37	32.48	37.86	6.17		15.75					
	2-Wire Voice Unbundled PBX LD Terminal Switchboard IDD Capable Port			UEPPX	UEPXE	1.23	69.37	32.48	37.86	6.17		15.75					
	2-Wire Voice Unbundled 2-Way PBX Hotel/Hospital Economy Administrative Calling Port			UEPPX	UEPXL	1.23	69.37	32.48	37.86	6.17		15.75					
	2-Wire Voice Unbundled 2-Way PBX Hotel/Hospital Economy Room Calling Port			UEPPX	UEPXM	1.23	69.37	32.48	37.86	6.17		15.75					
	2-Wire Voice Unbundled 1-Way Outgoing PBX Hotel/Hospital Discount Room Calling Port			UEPPX	UEPXO	1.23	69.37	32.48	37.86	6.17		15.75					
	2-Wire Voice Unbundled 2-Way PBX Mississippi Local Economy Calling Port			UEPPX	UEPXQ	1.23	69.37	32.48	37.86	6.17		15.75					
	2-Wire Voice Unbundled 2-Way PBX Mississippi Local Optional Calling Port			UEPPX	UEPXR	1.23	69.37	32.48	37.86	6.17		15.75					
	2-Wire Voice Unbundled 1-Way Outgoing PBX Measured Port			UEPPX	UEPXS	1.23	69.37	32.48	37.86	6.17		15.75					
	Mississippi PBX 2-Way Combo Local Opt 2 Calling Port			UEPPX	UEPA5	1.23	69.37	32.48	37.86	6.17		15.75					
	<b>LOCAL NUMBER PORTABILITY</b>																
	Local Number Portability (1 per port)			UEPPX	LNPCP	3.15	0.00	0.00				15.75					
	<b>FEATURES</b>																
	All Features Offered			UEPPX	UEPVF	2.56	0.00	0.00				15.75					
	<b>NONRECURRING CHARGES (NRCs) - CURRENTLY COMBINED</b>																
	2-Wire Voice Grade Loop/ Line Port Combination (PBX) - Conversion - Switch-As-Is			UEPPX	USAC2		7.96	1.91				15.75					
	2-Wire Voice Grade Loop/ Line Port Combination (PBX) - Conversion - Switch with Change			UEPPX	USACC		7.96	1.91				15.75					
	2-Wire Voice Grade Loop / Line Port Combination - Conversion - Subsequent Database Update						0.00	0.00				15.75					
	<b>ADDITIONAL NRCs</b>																
	2-Wire Voice Grade Loop/ Line Port Combination (PBX) - Subsequent Activity			UEPPX	USAS2	0.00	0.00	0.00				15.75					
	PBX Subsequent Activity - Change/Rearrange Multiline Hunt Group						7.36	7.36				15.75					
	<b>2-WIRE VOICE GRADE LOOP WITH 2-WIRE ANALOG LINE COIN PORT</b>																
	<b>UNE Port/Loop Combination Rates</b>																
	2-Wire VG Coin Port/Loop Combo - Zone 1		1			12.22											
	2-Wire VG Coin Port/Loop Combo - Zone 2		2			17.13											
	2-Wire VG Coin Port/Loop Combo - Zone 3		3			26.26											
	2-Wire VG Coin Port/Loop Combo - Zone 4		4			44.91											
	<b>UNE Loop Rates</b>																
	2-Wire Voice Grade Loop (SL1) - Zone 1		1	UEPCO	UEPLX	10.98											
	2-Wire Voice Grade Loop (SL1) - Zone 2		2	UEPCO	UEPLX	15.91											
	2-Wire Voice Grade Loop (SL1) - Zone 3		3	UEPCO	UEPLX	25.04											
	2-Wire Voice Grade Loop (SL1) - Zone 4		4	UEPCO	UEPLX	43.68											
	<b>2-Wire Voice Grade Line Ports (COIN)</b>																
	2-Wire Coin 2-Way without Operator Screening and without Blocking (AL, KY, LA, MS)			UEPCO	UEPRF	1.23	40.31	19.84	24.90	6.58		15.75					
	2-Wire Coin 2-Way without Operator Screening and without Blocking: with Dialing Parity (Note 3) (MS)			UEPCO	UEPMC	1.23	40.31	19.84	24.90	6.58		15.75					
	2-Wire Coin 2-Way with Operator Screening and Blocking: 011, 900/976, 1+DDD (AL, KY, LA, MS)			UEPCO	UEPRA	1.23	40.31	19.84	24.90	6.58		15.75					

UNBUNDLED NETWORK ELEMENTS - Mississippi										Attachment: 2		Exhibit: B			
CATEGORY	RATE ELEMENTS	Interim	Zone	BCS	USOC	RATES (\$)				Svc Order Submitted Elec per LSR	Svc Order Submitted Manually per LSR	Incremental Charge - Manual Svc Order vs. Electronic-1st	Incremental Charge - Manual Svc Order vs. Electronic-Add'l	Incremental Charge - Manual Svc Order vs. Electronic-Disc 1st	Incremental Charge - Manual Svc Order vs. Electronic-Disc Add'l
						Rec	Nonrecurring		Nonrecurring Disconnect						
							First	Add'l	First	Add'l	SOMEc	SOMAN	SOMAN	SOMAN	SOMAN
	2-Wire Coin 2-W with Operator Screening and Blocking: 011, 900/976, 1+DDD; with Dialing Parity (MS)			UEPCO	UEPMA	1.23	40.31	19.84	24.90	6.58		15.75			
	2-Wire Coin 2-Way with Operator Screening and 011 Blocking (AL, LA, MS)			UEPCO	UEPRB	1.23	40.31	19.84	24.90	6.58		15.75			
	2-Wire Coin 2-Way with Operator Screening and 011 Blocking; with Dialing Parity (MS)			UEPCO	UEPMB	1.23	40.31	19.84	24.90	6.58		15.75			
	2-Wire Coin 2-Way with Operator Screening & Blocking: 900/976, 1+DDD, 011+, & Local (AL, KY, LA, MS)			UEPCO	UEPCD	1.23	40.31	19.84	24.90	6.58		15.75			
	2-Wire Coin 2-W Operator Screening: 900 Block: 900/976, 1+DDD, 011+, Local: with Dialing Parity (MS)			UEPCO	UEPCJ	1.23	40.31	19.84	24.90	6.58		15.75			
	2-Wire Coin Outward without Blocking and without Operator Screening (KY, LA, MS)			UEPCO	UEPRN	1.23	40.31	19.84	24.90	6.58		15.75			
	2-Wire Coin Outward without Blocking and without Operator Screening; With Dialing Parity (MS)			UEPCO	UEPME	1.23	40.31	19.84	24.90	6.58		15.75			
	2-Wire Coin Outward with Operator Screening and 011 Blocking (GA, KY, MS)			UEPCO	UEPRJ	1.23	40.31	19.84	24.90	6.58		15.75			
	2-Wire Coin Outward with Operator Screening and 011 Blocking; with Dialing Parity (MS)			UEPCO	UEPMD	1.23	40.31	19.84	24.90	6.58		15.75			
	2-Wire Coin Outward with Operator Screening and Blocking: 011, 900/976, 1+DDD (AL, KY, LA, MS)			UEPCO	UEPRH	1.23	40.31	19.84	24.90	6.58		15.75			
	2-Wire Coin Outward Operator Screening & Blocking: 900/976, 1+DDD, 011+, and Local (AL, KY, LA, MS)			UEPCO	UEPCN	1.23	40.31	19.84	24.90	6.58		15.75			
	2-Wire Coin Out Operator Screen & Block: 900/976, 1+DDD, 011+, and Local; with Dialing Parity (MS)			UEPCO	UEPCS	1.23	40.31	19.84	24.90	6.58		15.75			
	2-Wire 2-Way Smartline with 900/976 (all states except LA)			UEPCO	UEPCK	1.23	40.31	19.84	24.90	6.58		15.75			
	2-Wire Coin Outward Smartline with 900/976 (all states except LA)			UEPCO	UEPCR	1.23	40.31	19.84	24.90	6.58		15.75			
	<b>ADDITIONAL UNE COIN PORT/LOOP (RC)</b>														
	UNE Coin Port/Loop Combo Usage (Flat Rate)			UEPCO	URECU	4.62	0.00	0.00	0.00	0.00					
	<b>LOCAL NUMBER PORTABILITY</b>														
	Local Number Portability (1 per port)			UEPCO	LNPCX	0.35									
	<b>NONRECURRING CHARGES - CURRENTLY COMBINED</b>														
	2-Wire Voice Grade Loop / Line Port Combination - Conversion - Switch-as-is			UEPCO	USAC2		0.0988	0.0988				15.75			
	2-Wire Voice Grade Loop / Line Port Combination - Conversion - Switch with change			UEPCO	USACC		0.0988	0.0988				15.75			
	<b>ADDITIONAL NRCS</b>														
	2-Wire Voice Grade Loop/Line Port Combination - Subsequent Activity			UEPCO	USAS2		0.00	0.00				15.75			
	<b>2-WIRE VOICE LOOP/ 2WIRE VOICE GRADE IO TRANSPORT/ 2-WIRE LINE PORT (RES)</b>														
	<b>UNE Port/Loop Combination Rates</b>														
	2-Wire VG Loop/IO Transport/Port Combo - Zone 1		1									15.16			
	2-Wire VG Loop/IO Transport/Port Combo - Zone 2		2									20.02			
	2-Wire VG Loop/IO Transport/Port Combo - Zone 3		3									28.82			
	2-Wire VG Loop/IO Transport/Port Combo - Zone 4		4									46.99			
	<b>UNE Loop Rates</b>														
	2-Wire Voice Grade Loop (SL2) - Zone 1		1	UEPFR	UECF2							13.89			
	2-Wire Voice Grade Loop (SL2) - Zone 2		2	UEPFR	UECF2							18.75			
	2-Wire Voice Grade Loop (SL2) - Zone 3		3	UEPFR	UECF2							27.55			
	2-Wire Voice Grade Loop (SL2) - Zone 4		4	UEPFR	UECF2							45.72			
	<b>2-Wire Voice Grade Line Port Rates (Res)</b>														
	2-Wire voice unbundled port - residence			UEPFR	UEPRL	1.27	108.35	70.57	54.24	11.70		15.75			
	2-Wire voice unbundled port with Caller ID - res			UEPFR	UEPRC	1.27	108.35	70.57	54.24	11.70		15.75			
	2-Wire voice unbundled port outgoing only - res			UEPFR	UEPRO	1.27	108.35	70.57	54.24	11.70		15.75			
	2-Wire voice Grade unbundled Mississippi extended local dialing parity port with Caller ID - res			UEPFR	UEPAT	1.27	108.35	70.57	54.24	11.70		15.75			
	2-Wire voice unbundles res, low usage line port with Caller ID (LUM)			UEPFR	UEPAP	1.27	108.35	70.57	54.24	11.70		15.75			



**UNBUNDLED NETWORK ELEMENTS - Mississippi**

UNBUNDLED NETWORK ELEMENTS - Mississippi							Attachment: 2		Exhibit: B							
CATEGORY	RATE ELEMENTS	Interim	Zone	BCS	USOC	RATES (\$)	Svc Order Submitted Elec per LSR	Svc Order Submitted Manually per LSR	Incremental Charge - Manual Svc Order vs. Electronic-1st	Incremental Charge - Manual Svc Order vs. Electronic-Add'l	Incremental Charge - Manual Svc Order vs. Electronic-Disc 1st	Incremental Charge - Manual Svc Order vs. Electronic-Disc Add'l				
													Rec	Nonrecurring		Nonrecurring Disconnect
							First	Add'l	First	Add'l	SOMEc	SOMAN	SOMAN	SOMAN	SOMAN	SOMAN
	2-Wire Voice Unbundled Mississippi Residence Dialing Plan without Caller ID			UEPFR	UEPWJ	1.27	108.35	70.57	54.24	11.70		15.75				
<b>INTEROFFICE TRANSPORT</b>																
	Interoffice Transport - Dedicated - 2 Wire Voice Grade - Facility Termination			UEPFR	U1TV2	20.32	40.77	27.57	17.26	7.11						
	Interoffice Transport - Dedicated - 2 Wire Voice Grade - Per Mile or Fraction Mile			UEPFR	1L5XX	0.0088										
<b>FEATURES</b>																
	All Features Offered			UEPFR	UEPVF	2.56	0.00	0.00				15.75				
<b>LOCAL NUMBER PORTABILITY</b>																
	Local Number Portability (1 per port)			UEPFR	LNPCX	0.35										
<b>NONRECURRING CHARGES (NRCs) - CURRENTLY COMBINED</b>																
	2-Wire Loop / Dedicated IO Transport / 2 Wire Line Port Combination - Conversion - Switch-as-is			UEPFR	USAC2		16.94	3.72				15.75				
	2-Wire Loop / Dedicated IO Transport / 2 Wire Line Port Combination - Conversion - Switch-With-Change			UEPFR	USACC		16.94	3.72				15.75				
<b>2-WIRE VOICE LOOP/ 2WIRE VOICE GRADE IO TRANSPORT/ 2-WIRE LINE PORT (BUS)</b>																
<b>UNE Port/Loop Combination Rates</b>																
	2-Wire VG Loop/IO Tranport/Port Combo - Zone 1		1			15.16										
	2-Wire VG Loop/IO Tranport/Port Combo - Zone 2		2			20.02										
	2-Wire VG Loop/IO Tranport/Port Combo - Zone 3		3			28.82										
	2-Wire VG Loop/IO Tranport/Port Combo - Zone 4		4			46.99										
<b>UNE Loop Rates</b>																
	2-Wire Voice Grade Loop (SL2) - Zone 1		1	UEPFB	UECF2	13.89										
	2-Wire Voice Grade Loop (SL2) - Zone 2		2	UEPFB	UECF2	18.75										
	2-Wire Voice Grade Loop (SL2) - Zone 3		3	UEPFB	UECF2	27.55										
	2-Wire Voice Grade Loop (SL2) - Zone 4		4	UEPFB	UECF2	45.72										
<b>2-Wire Voice Grade Line Port (Bus)</b>																
	2-Wire voice unbundled port without Caller ID - bus			UEPFB	UEPBL	1.27	108.35	70.57	54.24	11.70		15.75				
	2-Wire voice unbundled port with Caller + E484 ID - bus			UEPFB	UEPBC	1.27	108.35	70.57	54.24	11.70		15.75				
	2-Wire voice unbundled port outgoing only - bus			UEPFB	UEPBO	1.27	108.35	70.57	54.24	11.70		15.75				
	2-Wire voice Grade unbundled Mississippi extended local dialing parity port with Caller ID - bus			UEPFB	UEPAY	1.27	108.35	70.57	54.24	11.70		15.75				
	2-Wire voice unbundled incoming only port with Caller ID - Bus			UEPFB	UEPB1	1.27	108.35	70.57	54.24	11.70		15.75				
	2-Wire Voice Unbundled Mississippi Business Dialing Plan without Caller ID			UEPFB	UEPWK	1.27	108.35	70.57	54.24	11.70		15.75				
<b>LOCAL NUMBER PORTABILITY</b>																
	Local Number Portability (1 per port)			UEPFB	LNPCX	0.35										
<b>INTEROFFICE TRANSPORT</b>																
	Interoffice Transport - Dedicated - 2 Wire Voice Grade - Facility Termination			UEPFR	U1TV2	20.32	40.77	27.57	17.26	7.11						
	Interoffice Transport - Dedicated - 2 Wire Voice Grade - Per Mile or Fraction Mile			UEPFB	1L5XX	0.0088										
<b>FEATURES</b>																
	All Features Offered			UEPFB	UEPVF	2.56	0.00	0.00				15.75				
<b>NONRECURRING CHARGES (NRCs) - CURRENTLY COMBINED</b>																
	2-Wire Loop / Dedicated IO Transport / 2 Wire Line Port Combination - Conversion - Switch-as-is			UEPFB	USAC2		16.94	3.72				15.75				
	2-Wire Loop / Dedicated IO Transport / 2 Wire Line Port Combination - Conversion - Switch with change			UEPFB	USACC		16.94	3.72				15.75				
<b>2-WIRE VOICE GRADE LOOP WITH 2-WIRE LINE PORT (BUS - PBX)</b>																
<b>UNE Port/Loop Combination Rates</b>																
	2-Wire VG Loop/IO Tranport/Port Combo - Zone 1		1			15.16										
	2-Wire VG Loop/IO Tranport/Port Combo - Zone 2		2			20.02										
	2-Wire VG Loop/IO Tranport/Port Combo - Zone 3		3			28.82										
	2-Wire VG Loop/IO Tranport/Port Combo - Zone 4		4			46.99										
<b>UNE Loop Rates</b>																
	2-Wire Voice Grade Loop (SL2) - Zone 1		1	UEPFB	UECF2	13.89										
	2-Wire Voice Grade Loop (SL2) - Zone 2		2	UEPFB	UECF2	18.75										

UNBUNDLED NETWORK ELEMENTS - Mississippi											Attachment: 2		Exhibit: B						
CATEGORY	RATE ELEMENTS	Interim	Zone	BCS	USOC	RATES (\$)	Svc Order Submitted Elec per LSR	Svc Order Submitted Manually per LSR	Incremental Charge - Manual Svc Order vs. Electronic-1st	Incremental Charge - Manual Svc Order vs. Electronic-Add'l	Incremental Charge - Manual Svc Order vs. Electronic-Disc 1st	Incremental Charge - Manual Svc Order vs. Electronic-Disc Add'l							
													Rec	Nonrecurring		Nonrecurring Disconnect		OSS Rates (\$)	
	2-Wire Voice Grade Loop (SL2) - Zone 3		3	UEPFP	UECF2	27.55													
	2-Wire Voice Grade Loop (SL2) - Zone 4		4	UEPFP	UECF2	45.72													
<b>2-Wire Voice Grade Line Port Rates (BUS - PBX)</b>																			
	Line Side Unbundled Combination 2-Way PBX Trunk Port - Bus			UEPFP	UEPPC	1.27	137.41	80.14	67.20	11.29		15.75							
	Line Side Unbundled Outward PBX Trunk Port - Bus			UEPFP	UEPPO	1.27	137.41	80.14	67.20	11.29		15.75							
	Line Side Unbundled Incoming PBX Trunk Port - Bus			UEPFP	UEPP1	1.27	137.41	80.14	67.20	11.29		15.75							
	2-Wire Voice Unbundled PBX LD Terminal Ports			UEPFP	UEPLD	1.27	137.41	80.14	67.20	11.29		15.75							
	2-Wire Voice Unbundled 2-Way Combination PBX Usage Port			UEPFP	UEPXA	1.27	137.41	80.14	67.20	11.29		15.75							
	2-Wire Voice Unbundled PBX Toll Terminal Hotel Ports			UEPFP	UEPXB	1.27	137.41	80.14	67.20	11.29		15.75							
	2-Wire Voice Unbundled PBX LD DDD Terminals Port			UEPFP	UEPXC	1.27	137.41	80.14	67.20	11.29		15.75							
	2-Wire Voice Unbundled PBX LD Terminal Switchboard Port			UEPFP	UEPXD	1.27	137.41	80.14	67.20	11.29		15.75							
	2-Wire Voice Unbundled PBX LD Terminal Switchboard IDD Capable Port			UEPFP	UEPXE	1.27	137.41	80.14	67.20	11.29		15.75							
	2-Wire Voice Unbundled 2-Way PBX Hotel/Hospital Economy Administrative Calling Port			UEPFP	UEPXL	1.27	137.41	80.14	67.20	11.29		15.75							
	2-Wire Voice Unbundled 2-Way PBX Hotel/Hospital Economy Room Calling Port			UEPFP	UEPXM	1.27	137.41	80.14	67.20	11.29		15.75							
	2-Wire Voice Unbundled 1-Way Outgoing PBX Hotel/Hospital Discount Room Calling Port			UEPFP	UEPXO	1.27	137.41	80.14	67.20	11.29		15.75							
	2-Wire Voice Unbundled 2-Way PBX Mississippi Local Economy Calling Port			UEPFP	UEPXQ	1.27	137.41	80.14	67.20	11.29		15.75							
	2-Wire Voice Unbundled 2-Way PBX Mississippi Local Optional Calling Port			UEPFP	UEPXR	1.27	137.41	80.14	67.20	11.29		15.75							
	2-Wire Voice Unbundled 1-Way Outgoing PBX Measured Port			UEPFP	UEPXS	1.27	137.41	80.14	67.20	11.29		15.75							
	Mississippi PBX 2-Way Combo Local Opt 2 Calling Port			UEPFP	UEPA5	1.27	137.41	80.14	67.20	11.29		15.75							
<b>LOCAL NUMBER PORTABILITY</b>																			
	Local Number Portability (1 per port)			UEPFP	LNPCP	3.15	0.00	0.00				15.75							
<b>INTEROFFICE TRANSPORT</b>																			
	Interoffice Transport - Dedicated - 2 Wire Voice Grade - Facility Termination			UEPFP	U1TV2	20.32	40.77	27.57	17.26	7.11									
	Interoffice Transport - Dedicated - 2 Wire Voice Grade - Per Mile or Fraction Mile			UEPFP	1L5XX	0.0088													
<b>FEATURES</b>																			
	All Features Offered			UEPFP	UEPVF	2.56	0.00	0.00				15.75							
<b>NONRECURRING CHARGES (NRCs) - CURRENTLY COMBINED</b>																			
	2-Wire Loop / Dedicated IO Transport / 2 Wire Line Port Combination - Conversion - Switch-as-is			UEPFP	USAC2		16.94	3.72				15.75							
	2-Wire Loop / Dedicated IO Transport / 2 Wire Line Port Combination - Conversion - Switch with change			UEPFP	USACC		16.94	3.72				15.75							
<b>UNBUNDLED PORT/LOOP COMBINATIONS - COST BASED RATES</b>																			
<b>2-WIRE VOICE GRADE LOOP- BUS ONLY - WITH 2-WIRE DID TRUNK PORT</b>																			
<b>UNE Port/Loop Combination Rates</b>																			
	2-Wire VG Loop/2-Wire DID Trunk Port Combo - UNE Zone 1		1			21.32													
	2-Wire VG Loop/2-Wire DID Trunk Port Combo - UNE Zone 2		2			26.16													
	2-Wire VG Loop/2-Wire DID Trunk Port Combo - UNE Zone 3		3			34.98													
	2-Wire VG Loop/2-Wire DID Trunk Port Combo - UNE Zone 4		4			53.15													
<b>UNE Loop Rates</b>																			
	2-Wire Analog Voice Grade Loop - (SL2) - UNE Zone 1		1	UEPPX	UECD1	13.89													
	2-Wire Analog Voice Grade Loop - (SL2) - UNE Zone 2		2	UEPPX	UECD1	18.75													
	2-Wire Analog Voice Grade Loop - (SL2) - UNE Zone 3		3	UEPPX	UECD1	27.55													
	2-Wire Analog Voice Grade Loop - (SL2) - UNE Zone 4		4	UEPPX	UECD1	45.72													
<b>UNE Port Rate</b>																			
	Exchange Ports - 2-Wire DID Port			UEPPX	UEPD1	7.43	225.96	87.13	114.59	14.25		15.75							1.97
<b>NONRECURRING CHARGES - CURRENTLY COMBINED</b>																			
	2-Wire Voice Grade Loop / 2-Wire DID Trunk Port Combination - Switch-as-is			UEPPX	USAC1		7.35	1.88				15.75							1.97
	2-Wire Voice Grade Loop / 2-Wire DID Trunk Port Conversion with BellSouth Allowable Changes			UEPPX	USA1C		7.35	1.88				15.75							1.97

UNBUNDLED NETWORK ELEMENTS - Mississippi							Attachment: 2		Exhibit: B						
CATEGORY	RATE ELEMENTS	Interim	Zone	BCS	USOC	RATES (\$)	Svc Order Submitted Elec per LSR	Svc Order Submitted Manually per LSR	Incremental Charge - Manual Svc Order vs. Electronic-1st	Incremental Charge - Manual Svc Order vs. Electronic-Add'l	Incremental Charge - Manual Svc Order vs. Electronic-Disc 1st	Incremental Charge - Manual Svc Order vs. Electronic-Disc Add'l			
													Rec	Nonrecurring	
										SOMEc	SOMAN	SOMAN	SOMAN	SOMAN	SOMAN
<b>ADDITIONAL NRCs</b>															
	2-Wire DID Subsequent Activity - Add Trunks, Per Trunk			UEPPX	USAS1			26.94	26.94						1.97
<b>Telephone Number/Trunk Group Establishment Charges</b>															
	DID Trunk Termination (One Per Port)			UEPPX	NDT	0.00	0.00	0.00							1.97
	Additional DID Numbers for each Group of 20 DID Numbers			UEPPX	ND4	0.00	0.00	0.00							1.97
	DID Numbers, Non- consecutive DID Numbers , Per Number			UEPPX	ND5	0.00	0.00	0.00							1.97
	Reserve Non-Consecutive DID numbers			UEPPX	ND6	0.00	0.00	0.00							1.97
	Reserve DID Numbers			UEPPX	NDV	0.00	0.00	0.00							1.97
<b>LOCAL NUMBER PORTABILITY</b>															
	Local Number Portability (1 per port)			UEPPX	LNPCP	3.15	0.00	0.00							
<b>2-WIRE ISDN DIGITAL GRADE LOOP WITH 2-WIRE ISDN DIGITAL LINE SIDE PORT</b>															
<b>UNE Port/Loop Combination Rates</b>															
	2W ISDN Digital Grade Loop/2W ISDN Digital Line Side Port - UNE Zone 1		1	UEPPB	UEPPR	28.59									
	2W ISDN Digital Grade Loop/2W ISDN Digital Line Side Port - UNE Zone 2		2	UEPPB	UEPPR	35.00									
	2W ISDN Digital Grade Loop/2W ISDN Digital Line Side Port - UNE Zone 3		3	UEPPB	UEPPR	45.18									
	2W ISDN Digital Grade Loop/2W ISDN Digital Line Side Port - UNE Zone 4		4			67.61									
<b>UNE Loop Rates</b>															
	2-Wire ISDN Digital Grade Loop - UNE Zone 1		1	UEPPB	UEPPR	USL2X	18.26								1.97
	2-Wire ISDN Digital Grade Loop - UNE Zone 2		2	UEPPB	UEPPR	USL2X	24.67								1.97
	2-Wire ISDN Digital Grade Loop - UNE Zone 3		3	UEPPB	UEPPR	USL2X	34.85								1.97
	2-Wire ISDN Digital Grade Loop - UNE Zone 4		4	UEPPB	UEPPR	USL2X	57.28								1.97
<b>UNE Port Rate</b>															
	Exchange Port - 2-Wire ISDN Line Side Port			UEPPB	UEPPR	UEPPB	10.33	190.80	133.22	100.72	21.13				1.97
<b>NONRECURRING CHARGES - CURRENTLY COMBINED</b>															
	2-Wire ISDN Digital Grade Loop / 2-Wire ISDN Line Side Port Combination - Conversion			UEPPB	UEPPR	USACB	0.00	38.73	27.17						1.97
<b>ADDITIONAL NRCs</b>															
<b>LOCAL NUMBER PORTABILITY</b>															
	Local Number Portability (1 per port)			UEPPB	UEPPR	LNPCX	0.35	0.00	0.00						
<b>B-CHANNEL USER PROFILE ACCESS:</b>															
	CVS/CSD (DMS/5ESS)			UEPPB	UEPPR	U1UCA	0.00	0.00	0.00						
	CVS (EWSD)			UEPPB	UEPPR	U1UCB	0.00	0.00	0.00						
	CSD			UEPPB	UEPPR	U1UCC	0.00	0.00	0.00						
<b>B-CHANNEL AREA PLUS USER PROFILE ACCESS: (AL, KY, LA, MS SC, MS, &amp; TN)</b>															
	CVS/CSD (DMS/5ESS)			UEPPB	UEPPR	U1UCD	0.00	0.00	0.00						
	CVS (EWSD)			UEPPB	UEPPR	U1UCE	0.00	0.00	0.00						
	CSD			UEPPB	UEPPR	U1UCF	0.00	0.00	0.00						
<b>USER TERMINAL PROFILE</b>															
	User Terminal Profile (EWSD only)			UEPPB	UEPPR	U1UMA	0.00	0.00	0.00						
<b>VERTICAL FEATURES</b>															
	All Vertical Features - One per Channel B User Profile			UEPPB	UEPPR	UEPVF	2.56	0.00	0.00						1.97
<b>INTEROFFICE CHANNEL MILEAGE</b>															
	Interoffice Channel mileage each, including first mile and facilities termination			UEPPB	UEPPR	M1GNC	22.5298	40.77	27.57	17.26	7.11				1.97
	Interoffice Channel mileage each, additional mile			UEPPB	UEPPR	M1GNM	0.0098	0.00	0.00						
<b>4-WIRE DS1 DIGITAL LOOP WITH 4-WIRE ISDN DS1 DIGITAL TRUNK PORT</b>															
<b>UNE Port/Loop Combination Rates</b>															
	4W DS1 Digital Loop/4W ISDN DS1 Digital Trunk Port - UNE Zone 1		1	UEPPP		155.43									
	4W DS1 Digital Loop/4W ISDN DS1 Digital Trunk Port - UNE Zone 2		2	UEPPP		205.74									
	4W DS1 Digital Loop/4W ISDN DS1 Digital Trunk Port - UNE Zone 3		3	UEPPP		283.10									

UNBUNDLED NETWORK ELEMENTS - Mississippi							Attachment: 2		Exhibit: B								
CATEGORY	RATE ELEMENTS	Interim	Zone	BCS	USOC	RATES (\$)	Svc Order Submitted Elec per LSR	Svc Order Submitted Manually per LSR	Incremental Charge - Manual Svc Order vs. Electronic-1st	Incremental Charge - Manual Svc Order vs. Electronic-Add'l	Incremental Charge - Manual Svc Order vs. Electronic-Disc 1st	Incremental Charge - Manual Svc Order vs. Electronic-Disc Add'l					
							Rec	Nonrecurring		Nonrecurring Disconnect		OSS Rates (\$)					
								First	Add'l	First	Add'l	SOMEc	SOMAN	SOMAN	SOMAN	SOMAN	SOMAN
	4W DS1 Digital Loop/4W ISDN DS1 Digital Trunk Port - UNE Zone 4		4	UEPPP		534.81											
	<b>UNE Loop Rates</b>																
	4-Wire DS1 Digital Loop - UNE Zone 1		1	UEPPP	USL4P	79.08				15.75		1.97					
	4-Wire DS1 Digital Loop - UNE Zone 2		2	UEPPP	USL4P	129.38				15.75		1.97					
	4-Wire DS1 Digital Loop - UNE Zone 3		3	UEPPP	USL4P	206.74				15.75		1.97					
	4-Wire DS1 Digital Loop - UNE Zone 4		4	UEPPP	USL4P	458.46				15.75		1.97					
	<b>UNE Port Rate</b>																
	Exchange Ports - 4-Wire ISDN DS1 Port			UEPPP	UEPPP	76.35	458.93	260.59	127.75	32.76	15.75	1.97					
	<b>NONRECURRING CHARGES - CURRENTLY COMBINED</b>																
	4-Wire DS1 Digital Loop / 4-Wire ISDN DS1 Digital Trunk Port Combination - Conversion -Switch-as-is			UEPPP	USACP	0.00	119.76	79.01			15.75	1.97					
	<b>ADDITIONAL NRCS</b>																
	4-Wire DS1 Loop/4-W ISDN Digt Trk Port - Subsq Actvy-Inward/two way Tel Nos. (except NC)			UEPPP	PR7TF		0.49				15.75	1.97					
	4-Wire DS1 Loop / 4-Wire ISDN DS1 Digital Trunk Port - Outward Tel Numbers (All States except NC)			UEPPP	PR7TO		11.58	11.58			15.75	1.97					
	4-Wire DS1 Loop / 4-Wire ISDN DS1 Digital Trk Port - Subsequent Inward Tel Numbers			UEPPP	PR7ZT		23.15	23.15			15.75	1.97					
	<b>LOCAL NUMBER PORTABILITY</b>																
	Local Number Portability (1 per port)			UEPPP	LNPCN	1.75											
	<b>INTERFACE (Provisioning Only)</b>																
	Voice/Data			UEPPP	PR71V	0.00	0.00	0.00									
	Digital Data			UEPPP	PR71D	0.00	0.00	0.00									
	Inward Data			UEPPP	PR71E	0.00	0.00	0.00									
	<b>New or Additional "B" Channel</b>																
	New or Additional - Voice/Data B Channel			UEPPP	PR7BV	0.00	14.61				15.75	1.97					
	New or Additional - Digital Data B Channel			UEPPP	PR7BF	0.00	14.61				15.75	1.97					
	New or Additional Inward Data B Channel			UEPPP	PR7BD	0.00	14.61				15.75	1.97					
	<b>CALL TYPES</b>																
	Inward			UEPPP	PR7C1	0.00	0.00	0.00									
	Outward			UEPPP	PR7C0	0.00	0.00	0.00									
	Two-way			UEPPP	PR7CC	0.00	0.00	0.00									
	<b>Interoffice Channel Mileage</b>																
	Fixed Each Including First Mile			UEPPP	1LN1A	57.53	89.79	82.28	16.66	14.90	15.75	1.97					
	Each Airline-Fractional Additional Mile			UEPPP	1LN1B	0.20											
	<b>4-WIRE DS1 DIGITAL LOOP WITH 4-WIRE DDITS TRUNK PORT</b>																
	<b>UNE Port/Loop Combination Rates</b>																
	4W DS1 Digital Loop/4W DDITS Trunk Port - UNE Zone 1		1	UEPDC		131.78					15.75	1.97					
	4W DS1 Digital Loop/4W DDITS Trunk Port - UNE Zone 2		2	UEPDC		182.07					15.75	1.97					
	4W DS1 Digital Loop/4W DDITS Trunk Port - UNE Zone 3		3	UEPDC		259.44					15.75	1.97					
	4W DS1 Digital Loop/4W DDITS Trunk Port - UNE Zone 4		4	UEPDC		511.15					15.75	1.97					
	<b>UNE Loop Rates</b>																
	4-Wire DS1 Digital Loop - UNE Zone 1		1	UEPDC	USLDC	79.08				15.75		1.97					
	4-Wire DS1 Digital Loop - UNE Zone 2		2	UEPDC	USLDC	129.38				15.75		1.97					
	4-Wire DS1 Digital Loop - UNE Zone 3		3	UEPDC	USLDC	206.74				15.75		1.97					
	4-Wire DS1 Digital Loop - UNE Zone 4		4	UEPDC	USLDC	458.46				15.75		1.97					
	<b>UNE Port Rate</b>																
	4-Wire DDITS Digital Trunk Port			UEPDC	UDD1T	52.70	457.12	254.70	120.96	14.61	15.75	1.97					
	<b>NONRECURRING CHARGES - CURRENTLY COMBINED</b>																
	4-Wire DS1 Digital Loop / 4-Wire DDITS Trunk Port Combination - Switch-as-is			UEPDC	USAC4		130.24	67.41			15.75	1.97					
	4-Wire DS1 Digital Loop / 4-Wire DDITS Trunk Port Combination - Conversion with DS1 Changes			UEPDC	USAWA		130.24	67.41			15.75	1.97					
	4-Wire DS1 Digital Loop / 4-Wire DDITS Trunk Port Combination - Conversion with Change - Trunk			UEPDC	USAWB		130.24	67.41			15.75	1.97					
	<b>ADDITIONAL NRCS</b>																
	4-Wire DS1 Loop / 4-Wire DDITS Trunk Port - NRC - Subsequent Channel Activation/Chan - 2-Way Trunk			UEPDC	UDTTA		14.56	14.56			15.75	1.97					

UNBUNDLED NETWORK ELEMENTS - Mississippi										Attachment: 2		Exhibit: B	
CATEGORY	RATE ELEMENTS	Interim	Zone	BCS	USOC	RATES (\$)	Svc Order Submitted Elec per LSR	Svc Order Submitted Manually per LSR	Incremental Charge - Manual Svc Order vs. Electronic-1st	Incremental Charge - Manual Svc Order vs. Electronic-Add'l	Incremental Charge - Manual Svc Order vs. Electronic-Disc 1st	Incremental Charge - Manual Svc Order vs. Electronic-Disc Add'l	
													Rec
	4-Wire DS1 Loop / 4-Wire DDITS Trunk Port - Subsequent Channel Activation/Chan - 1-Way Outward Trunk			UEPDC	UDTTB							15.75	1.97
	4-Wire DS1 Loop / 4-Wire DDITS Trunk Port - Subsqnt Channel Activation/Chan Inward Trunk w/out DID			UEPDC	UDTTC							15.75	1.97
	4-Wire DS1 Loop / 4-Wire DDITS Trunk Port - Subsqnt Chan Activation Per Chan - Inward Trunk with DID			UEPDC	UDTTD							15.75	1.97
	4-Wire DS1 Loop / 4-Wire DDITS Trunk Port - Subsqnt Chan Activation / Chan - 2-Way DID w User Trans			UEPDC	UDTTE							15.75	1.97
<b>BIPOLAR 8 ZERO SUBSTITUTION</b>													
	B8ZS -Superframe Format			UEPDC	CCOSF							0.00	600.00
	B8ZS - Extended Superframe Format			UEPDC	CCOEF							0.00	600.00
<b>Alternate Mark Inversion</b>													
	AMI -Superframe Format			UEPDC	MCOSF							0.00	0.00
	AMI - Extended SuperFrame Format			UEPDC	MCOPO							0.00	0.00
<b>Telephone Number/Trunk Group Establishment Charges</b>													
	Telephone Number for 2-Way Trunk Group			UEPDC	UDTGX	0.00						15.75	1.97
	Telephone Number for 1-Way Outward Trunk Group			UEPDC	UDTGY	0.00						15.75	1.97
	Telephone Number for 1-Way Inward Trunk Group Without DID			UEPDC	UDTGZ	0.00						15.75	1.97
	DID Numbers for each Group of 20 DID Numbers			UEPDC	ND4	0.00						15.75	1.97
	DID Numbers, Non- consecutive DID Numbers , Per Number			UEPDC	ND5	0.00						15.75	1.97
	Reserve Non-Consecutive DID Nos.			UEPDC	ND6	0.00	0.00	0.00				15.75	1.97
	Reserve DID Numbers			UEPDC	NDV	0.00	0.00	0.00				15.75	1.97
<b>Dedicated DS1 (Interoffice Channel Mileage) - FX/FCO for 4-Wire DS1 Digital Loop with 4-Wire DDITS Trunk Port</b>													
	Interoffice Channel Mileage - Fixed rate 0-8 miles (Facilities Termination)			UEPDC	1LNO1	57.33	89.79	82.28	16.86	14.90		15.75	1.97
	Interoffice Channel Mileage - Additional rate per mile - 0-8 miles			UEPDC	1LNOA	0.20	0.00	0.00					
	Interoffice Channel Mileage - Fixed rate 9-25 miles (Facilities Termination)			UEPDC	1LNO2	0.00	0.00	0.00					
	Interoffice Channel Mileage - Additional rate per mile - 9-25 miles			UEPDC	1LNOB	0.20	0.00	0.00					
	Interoffice Channel Mileage - Fixed rate 25+ miles (Facilities Termination)			UEPDC	1LNO3	0.00	0.00	0.00	0.00				
	Interoffice Channel Mileage - Additional rate per mile - 25+ miles			UEPDC	1LNOC	0.20	0.00	0.00					
	Local Number Portability, per DS0 Activated			UEPDC	LNPCP	3.15	0.00	0.00	0.00				
	Central Office Terminating Point			UEPDC	CTG	0.00							
<b>4-WIRE DS1 LOOP WITH CHANNELIZATION WITH PORT</b>													
<b>System is 1 DS1 Loop, 1 D4 Channel Bank, and up to 24 Feature Activations</b>													
<b>Each System can have up to 24 combinations of rates depending on type and number of ports used</b>													
<b>UNE DS1 Loop</b>													
	4-Wire DS1 Loop - UNE Zone 1		1	UEPMG	USLDC	79.08	0.00	0.00					
	4-Wire DS1 Loop - UNE Zone 2		2	UEPMG	USLDC	129.38	0.00	0.00					
	4-Wire DS1 Loop - UNE Zone 3		3	UEPMG	USLDC	206.74	0.00	0.00					
	4-Wire DS1 Loop - UNE Zone 4		4	UEPMG	USLDC	458.46	0.00	0.00				15.75	1.97
<b>UNE DSO Channelization Capacities (D4 Channel Bank Configurations)</b>													
	24 DSO Channel Capacity - 1 per DS1			UEPMG	VUM24	95.06	0.00	0.00				15.75	1.97
	48 DSO Channel Capacity - 1 per 2 DS1s			UEPMG	VUM48	190.12	0.00	0.00				15.75	1.97
	96 DSO Channel Capacity - 1 per 4 DS1s			UEPMG	VUM96	380.24	0.00	0.00				15.75	1.97
	144 DSO Channel Capacity - 1 per 6 DS1s			UEPMG	VUM144	570.36	0.00	0.00				15.75	1.97
	192 DSO Channel Capacity -1 per 8 DS1s			UEPMG	VUM192	760.48	0.00	0.00				15.75	1.97
	240 DSO Channel Capacity - 1 per 10 DS1s			UEPMG	VUM240	950.60	0.00	0.00				15.75	1.97
	288 DSO Channel Capacity - 1 per 12 DS1s			UEPMG	VUM288	1,140.72	0.00	0.00				15.75	1.97
	384 DSO Channel Capacity - 1 per 16 DS1s			UEPMG	VUM384	1,520.96	0.00	0.00				15.75	1.97
	480 DSO Channel Capacity - 1 per 20 DS1s			UEPMG	VUM480	1,901.20	0.00	0.00				15.75	1.97
	576 DSO Channel Capacity -1 per 24 DS1s			UEPMG	VUM576	2,281.44	0.00	0.00				15.75	1.97
	672 DSO Channel Capacity - 1 per 28 DS1s			UEPMG	VUM672	2,661.68	0.00	0.00				15.75	1.97
<b>Non-Recurring Charges (NRC) Associated with 4-Wire DS1 Loop with Channelization with Port - Conversion Charge Based on a System</b>													
<b>A Minimum System configuration is One (1) DS1, One (1) D4 Channel Bank, and Up To 24 DSO Ports with Feature Activations.</b>													

UNBUNDLED NETWORK ELEMENTS - Mississippi										Attachment: 2		Exhibit: B			
CATEGORY	RATE ELEMENTS	Interim	Zone	BCS	USOC	RATES (\$)				Svc Order Submitted Elec per LSR	Svc Order Submitted Manually per LSR	Incremental Charge - Manual Svc Order vs. Electronic-1st	Incremental Charge - Manual Svc Order vs. Electronic-Add'l	Incremental Charge - Manual Svc Order vs. Electronic-Disc 1st	Incremental Charge - Manual Svc Order vs. Electronic-Disc Add'l
						Rec	Nonrecurring		Nonrecurring Disconnect						
Multiples of this configuration functioning as one are considered Add'l after the minimum system configuration is counted.															
NRC - Conversion (Currently Combined) with or without BellSouth Allowed Changes															
System Additions at End User Locations Where 4-Wire DS1 Loop with Channelization with Port Combination Currently Exists and New (Not Currently Combined) in all states, except in Density Zone 1 of Top 8 MSA's															
1 DS1/D4 Channel Bank - Additionally Add NRC for each Port and Assoc Fea Activation															
Bipolar 8 Zero Substitution															
Clear Channel Capability Format, superframe - Subsequent Activity Only															
Clear Channel Capability Format - Extended Superframe - Subsequent Activity Only															
Alternate Mark Inversion (AMI)															
Superframe Format															
Extended Superframe Format															
Exchange Ports Associated with 4-Wire DS1 Loop with Channelization with Port Exchange Ports															
Line Side Combination Channelized PBX Trunk Port - Business															
Line Side Outward Channelized PBX Trunk Port - Business															
Line Side Inward Only Channelized PBX Trunk Port without DID															
2-Wire Trunk Side Unbundled Channelized DID Trunk Port															
Unbundled Exchange Ports, 2-Wire Channelized - Outdial - (AL, KY, LA, MS, & TN)(Conversion from Network Access Service)															
Unbundled Exchange Ports, 2-Wire Channelized - Combination (AL, KY, LA, MS, & TN) (Conversion from Network Access Service)															
Unbundled Exchange Ports, 2-Wire Channelized - Outdial - Mississippi Only - Calling Plan															
Unbundled Exchange Ports, 2-Wire Channelized - Two Way - Mississippi Only - Calling Plan															
Feature Activations - Unbundled Loop Concentration															
Feature (Service) Activation for each Line Port Terminated in D4 Bank															
Feature (Service) Activation for each Trunk Port Terminated in D4 Bank															
Telephone Number/ Group Establishment Charges for DID Service															
DID Trunk Termination (1 per Port)															
DID Numbers - groups of 20 - Valid all States															
Non-Consecutive DID Numbers - per number															
Reserve Non-Consecutive DID Numbers															
Reserve DID Numbers															
Local Number Portability															
Local Number Portability - 1 per port															
FEATURES - Vertical and Optional															
Local Switching Features Offered with Line Side Ports Only															
All Features Available															
Mississippi PBX 2-Way Combo Local Opt 2 Calling Port															
UNBUNDLED CENTREX PORT/LOOP COMBINATIONS - COST BASED RATES															
1. Cost Based Rates are applied where BellSouth is required by FCC and/or State Commission rule to provide Unbundled Local Switching or Switch Ports.															
2. Features shall apply to the Unbundled Port/Loop Combination - Cost Based Rate section in the same manner as they are applied to the Stand-Alone Unbundled Port section of this Rate Exhibit.															
3. End Office and Tandem Switching Usage and Common Transport Usage rates in the Port section of this rate exhibit shall apply to all combinations of loop/port network elements except for UNE Coin Port/Loop Combinations.															
4. The first and additional Port nonrecurring charges apply to Not Currently Combined Combos. For Currently Combined Combos, the nonrecurring charges shall be those identified in the Nonrecurring - Currently Combined sections. Additional NRCs may apply also and are categorized accordingly.															
5. Market Rates for Unbundled Centrex Port/Loop Combination will be negotiated on an Individual Case Basis, until further notice.															
UNE-P CENTREX - 1AESS - (Valid in AL,FL,GA,KY,LA,MS,&TN only)															
2-Wire VG Loop/2-Wire Voice Grade Port (Centrex) Combo															

UNBUNDLED NETWORK ELEMENTS - Mississippi											Attachment: 2		Exhibit: B											
CATEGORY	RATE ELEMENTS	Interim	Zone	BCS	USOC	RATES (\$)	Svc Order Submitted Elec per LSR	Svc Order Submitted Manually per LSR	Incremental Charge - Manual Svc Order vs. Electronic-1st	Incremental Charge - Manual Svc Order vs. Electronic-Add'l	Incremental Charge - Manual Svc Order vs. Electronic-Disc 1st	Incremental Charge - Manual Svc Order vs. Electronic-Disc Add'l												
													Rec	Nonrecurring		Nonrecurring Disconnect		OSS Rates (\$)						
													First	Add'l	First	Add'l	SOMEC	SOMAN	SOMAN	SOMAN	SOMAN	SOMAN		
<b>UNE Port/Loop Combination Rates (Non-Design)</b>																								
	2-Wire VG Loop/2-Wire Voice Grade Port (Centrex) Port Combo - Non-Design		1	UEP91		12.22																		
	2-Wire VG Loop/2-Wire Voice Grade Port (Centrex)Port Combo - Non-Design		2	UEP91		17.13																		
	2-Wire VG Loop/2-Wire Voice Grade Port (Centrex)Port Combo - Non-Design		3	UEP91		26.26																		
	2-Wire VG Loop/2-Wire Voice Grade Port (Centrex) Port Combo - Non-Design		4	UEP91		44.91																		
<b>UNE Port/Loop Combination Rates (Design)</b>																								
	2-Wire VG Loop/2-Wire Voice Grade Port (Centrex) Port Combo - Design		1	UEP91		15.12																		
	2-Wire VG Loop/2-Wire Voice Grade Port (Centrex)Port Combo - Design		2	UEP91		19.98																		
	2-Wire VG Loop/2-Wire Voice Grade Port (Centrex)Port Combo - Design		3	UEP91		28.78																		
	2-Wire VG Loop/2-Wire Voice Grade Port (Centrex) Port Combo - Design		4	UEP91		46.95																		
<b>UNE Loop Rate</b>																								
	2-Wire Voice Grade Loop (SL 1) - Zone 1		1	UEP91	UECS1	10.98																		
	2-Wire Voice Grade Loop (SL 1) - Zone 2		2	UEP91	UECS1	15.91																		
	2-Wire Voice Grade Loop (SL 1) - Zone 3		3	UEP91	UECS1	25.04																		
	2-Wire Voice Grade Loop (SL 1) - Zone 4		4	UEP91	UECS1	43.68																		
	2-Wire Voice Grade Loop (SL 2) - Zone 1		1	UEP91	UECS2	13.89																		
	2-Wire Voice Grade Loop (SL 2) - Zone 2		2	UEP91	UECS2	18.75																		
	2-Wire Voice Grade Loop (SL 2) - Zone 3		3	UEP91	UECS2	27.55																		
	2-Wire Voice Grade Loop (SL 2) - Zone 4		4	UEP91	UECS2	45.72																		
<b>UNE Ports</b>																								
<b>All States (Except North Carolina and Sout Carolina)</b>																								
	2-Wire Voice Grade Port (Centrex ) Basic Local Area			UEP91	UEPYA	1.23	40.31	19.84	24.90	6.58		15.75												
	2-Wire Voice Grade Port (Centrex 800 termination)Basic Local Area			UEP91	UEPYB	1.23	40.31	19.84	24.90	6.58		15.75												
	2-Wire Voice Grade Port (Centrex with Caller ID)1Basic Local Area			UEP91	UEPYH	1.23	40.31	19.84	24.90	6.58		15.75												
	2-Wire Voice Grade Port (Centrex from diff Serving Wire Center)2 Basic Local Area			UEP91	UEPYM	1.23	108.35	70.57	54.24	11.70		15.75												
	2-Wire Voice Grade Port, Diff Serving Wire Center - 800 Service Term - Basic Local Area			UEP91	UEPYZ	1.23	108.35	70.57	54.24	11.70		15.75												
	2-Wire Voice Grade Port terminated in on Megalink or equivalent - Basic Local Area			UEP91	UEPY9	1.23	40.31	19.84	24.90	6.58		15.75												
	2-Wire Voice Grade Port Terminated on 800 Service Term - Basic Local Area			UEP91	UEPY2	1.23	40.31	19.84	24.90	6.58		15.75												
<b>AL, KY, LA, MS, &amp; TN Only</b>																								
	2-Wire Voice Grade Port (Centrex )			UEP91	UEPQA	1.23	40.31	19.84	24.90	6.58		15.75												
	2-Wire Voice Grade Port (Centrex 800 termination)			UEP91	UEPQB	1.23	40.31	19.84	24.90	6.58		15.75												
	2-Wire Voice Grade Port (Centrex with Caller ID)1			UEP91	UEPQH	1.23	40.31	19.84	24.90	6.58		15.75												
	2-Wire Voice Grade Port (Centrex from diff Serving Wire Center)2			UEP91	UEPQM	1.23	108.35	70.57	54.24	11.70		15.75												
	2-Wire Voice Grade Port, Diff Serving Wire Center - 800 Service Term			UEP91	UEPQZ	1.23	108.35	70.57	54.24	11.70		15.75												
	2-Wire Voice Grade Port terminated in on Megalink or equivalent			UEP91	UEPQ9	1.23	40.31	19.84	24.90	6.58		15.75												
	2-Wire Voice Grade Port Terminated on 800 Service Term			UEP91	UEPQ2	1.23	40.31	19.84	24.90	6.58		15.75												
<b>Local Switching</b>																								
	Centrex Intercom Funtionality, per port			UEP91	URECS	0.7947																		
<b>Local Number Portability</b>																								
	Local Number Portability (1 per port)			UEP91	LNPC	0.35																		
<b>Features</b>																								
	All Standard Features Offered, per port			UEP91	UEPVF	2.56						15.75												

UNBUNDLED NETWORK ELEMENTS - Mississippi											Attachment: 2		Exhibit: B							
CATEGORY	RATE ELEMENTS	Interim	Zone	BCS	USOC	RATES (\$)	Svc Order Submitted Elec per LSR	Svc Order Submitted Manually per LSR	Incremental Charge - Manual Svc Order vs. Electronic-1st	Incremental Charge - Manual Svc Order vs. Electronic-Add'l	Incremental Charge - Manual Svc Order vs. Electronic-Disc 1st	Incremental Charge - Manual Svc Order vs. Electronic-Disc Add'l	OSS Rates (\$)							
													Rec	Nonrecurring First	Nonrecurring Add'l	Nonrecurring Disconnect First	Nonrecurring Disconnect Add'l	SOMEc	SOMAN	SOMAN
	All Select Features Offered, per port			UEP91	UEPVS	0.00														
	All Centrex Control Features Offered, per port			UEP91	UEPVC	2.56														
<b>NARS</b>																				
	Unbundled Network Access Register - Combination			UEP91	UARCX	0.00	0.00	0.00												
	Unbundled Network Access Register - Indial			UEP91	UAR1X	0.00	0.00	0.00												
	Unbundled Network Access Register - Outdial			UEP91	UAROX	0.00	0.00	0.00												
	<b>Miscellaneous Terminations</b>																			
	<b>2-Wire Trunk Side</b>																			
	Trunk Side Terminations, each			UEP91	CENA6	8.25	120.00	18.85	61.77	3.88										
	<b>Interoffice Channel Mileage - 2-Wire</b>																			
	Interoffice Channel Facilities Termination - Voice Grade			UEP91	M1GBC	22.52	40.77	27.57	17.26	7.11										
	Interoffice Channel mileage, per mile or fraction of mile			UEP91	M1GBM	0.0098														
	<b>Feature Activations (DS0) Centrex Loops on Channelized DS1 Service</b>																			
	<b>D4 Channel Bank Feature Activations</b>																			
	Feature Activation on D-4 Channel Bank Centrex Loop Slot			UEP91	1PQWS	0.57														
	Feature Activation on D-4 Channel Bank FX line Side Loop Slot			UEP91	1PQW6	0.57														
	Feature Activation on D-4 Channel Bank FX Trunk Side Loop Slot			UEP91	1PQW7	0.57														
	Feature Activation on D-4 Channel Bank Centrex Loop Slot - Different Wire Center			UEP91	1PQWP	0.57														
	Feature Activation on D-4 Channel Bank Private Line Loop Slot			UEP91	1PQWV	0.57														
	Feature Activation on D-4 Channel Bank Tjie Line/Trunk Loop Slot			UEP91	1PQWQ	0.57														
	Feature Activation on D-4 Channel Bank WATS Loop Slot			UEP91	1PQWA	0.57														
	<b>Non-Recurring Charges (NRC) Associated with UNE-P Centrex</b>																			
	Conversion - Currently Combined Switch-As-Is with allowed changes, per port			UEP91	USAC2		0.10	0.10												
	Conversion of Existing Centrex Common Block			UEP91	USACN		37.97	16.68												
	New Centrex Standard Common Block			UEP91	M1ACS	0.00	666.32													
	New Centrex Customized Common Block			UEP91	M1ACC	0.00	666.32													
	Secondary Block, per Block			UEP91	M2CC1	0.00	77.91													
	NAR Establishment Charge, Per Occasion			UEP91	URECA	0.00	72.63													
	<b>UNE-P CENTREX - 5ESS (Valid in All States)</b>																			
	<b>2-Wire VG Loop/2-Wire Voice Grade Port (Centrex) Combo</b>																			
	<b>UNE Port/Loop Combination Rates (Non-Design)</b>																			
	2-Wire VG Loop/2-Wire Voice Grade Port (Centrex) Port Combo - Non-Design		1	UEP95		12.22														
	2-Wire VG Loop/2-Wire Voice Grade Port (Centrex)Port Combo - Non-Design		2	UEP95		17.13														
	2-Wire VG Loop/2-Wire Voice Grade Port (Centrex)Port Combo - Non-Design		3	UEP95		26.26														
	2-Wire VG Loop/2-Wire Voice Grade Port (Centrex) Port Combo - Non-Design		4	UEP95		44.91														
	<b>UNE Port/Loop Combination Rates (Design)</b>																			
	2-Wire VG Loop/2-Wire Voice Grade Port (Centrex) Port Combo - Design		1	UEP95		15.12														
	2-Wire VG Loop/2-Wire Voice Grade Port (Centrex)Port Combo - Design		2	UEP95		19.98														
	2-Wire VG Loop/2-Wire Voice Grade Port (Centrex)Port Combo - Design		3	UEP95		28.78														
	2-Wire VG Loop/2-Wire Voice Grade Port (Centrex) Port Combo - Design		4	UEP95		46.95														
	<b>UNE Loop Rate</b>																			
	2-Wire Voice Grade Loop (SL 1) - Zone 1		1	UEP95	UECS1	10.98														
	2-Wire Voice Grade Loop (SL 1) - Zone 2		2	UEP95	UECS1	15.91														
	2-Wire Voice Grade Loop (SL 1) - Zone 3		3	UEP95	UECS1	25.04														
	2-Wire Voice Grade Loop (SL 1) - Zone 4		4	UEP95	UECS1	43.68														



UNBUNDLED NETWORK ELEMENTS - Mississippi							Attachment: 2		Exhibit: B			
CATEGORY	RATE ELEMENTS	Interim	Zone	BCS	USOC	RATES (\$)	Svc Order Submitted Elec per LSR	Svc Order Submitted Manually per LSR	Incremental Charge - Manual Svc Order vs. Electronic-1st	Incremental Charge - Manual Svc Order vs. Electronic-Add'l	Incremental Charge - Manual Svc Order vs. Electronic-Disc 1st	Incremental Charge - Manual Svc Order vs. Electronic-Disc Add'l
							Rec	Nonrecurring First	Nonrecurring Add'l	Nonrecurring Disconnect First	Nonrecurring Disconnect Add'l	OSS Rates (\$)
							SOME	SOMAN	SOMAN	SOMAN	SOMAN	SOMAN
	2-Wire Voice Grade Loop (SL 2) - Zone 1		1	UEP95	UECS2	13.89						
	2-Wire Voice Grade Loop (SL 2) - Zone 2		2	UEP95	UECS2	18.75						
	2-Wire Voice Grade Loop (SL 2) - Zone 3		3	UEP95	UECS2	27.55						
	2-Wire Voice Grade Loop (SL 2) - Zone 4		4	UEP95	UECS2	45.72						
<b>UNE Port Rate</b>												
<b>All States</b>												
	2-Wire Voice Grade Port (Centrex ) Basic Local Area			UEP95	UEPYA	1.23	40.31	19.84	24.90	6.58		15.75
	2-Wire Voice Grade Port (Centrex 800 termination)			UEP95	UEPYB	1.23	40.31	19.84	24.90	6.58		15.75
	2-Wire Voice Grade Port (Centrex with Caller ID)1Basic Local Area			UEP95	UEPYH	1.23	40.31	19.84	24.90	6.58		15.75
	2-Wire Voice Grade Port (Centrex from diff Serving Wire Center)2 Basic Local Area			UEP95	UEPYM	1.23	108.35	70.57	54.24	11.70		15.75
	2-Wire Voice Grade Port, Diff Serving Wire Center - 800 Service Term - Basic Local Area			UEP95	UEPYZ	1.23	108.35	70.57	54.24	11.70		15.75
	2-Wire Voice Grade Port terminated in on Megalink or equivalent - Basic Local Area			UEP95	UEPY9	1.23	40.31	19.84	24.90	6.58		15.75
	2-Wire Voice Grade Port Terminated on 800 Service Term - Basic Local Area			UEP95	UEPY2	1.23	40.31	19.84	24.90	6.58		15.75
<b>AL, KY, LA, MS, SC, &amp; TN Only</b>												
	2-Wire Voice Grade Port (Centrex )			UEP95	UEPQA	1.23	40.31	19.84	24.90	6.58		15.75
	2-Wire Voice Grade Port (Centrex 800 termination)			UEP95	UEPQB	1.23	40.31	19.84	24.90	6.58		15.75
	2-Wire Voice Grade Port (Centrex with Caller ID)1			UEP95	UEPQH	1.23	40.31	19.84	24.90	6.58		15.75
	2-Wire Voice Grade Port (Centrex from diff Serving Wire Center)2			UEP95	UEPQM	1.23	108.35	70.57	54.24	11.70		15.75
	2-Wire Voice Grade Port, Diff Serving Wire Center - 800 Service Term			UEP95	UEPQZ	1.23	108.35	70.57	54.24	11.70		15.75
	2-Wire Voice Grade Port terminated in on Megalink or equivalent			UEP95	UEPQ9	1.23	40.31	19.84	24.90	6.58		15.75
	2-Wire Voice Grade Port Terminated on 800 Service Term			UEP95	UEPQ2	1.23	40.31	19.84	24.90	6.58		15.75
<b>FL &amp; GA Only</b>												
<b>Local Switching</b>												
	Centrex Intercom Funtionality, per port			UEP95	URECS	0.7947						
<b>Local Number Portability</b>												
	Local Number Portability (1 per port)			UEP95	LNPC	0.35						
<b>Features</b>												
	All Standard Features Offered, per port			UEP95	UEPVF	2.56						15.75
	All Select Features Offered, per port			UEP95	UEPVS	0.00	404.98					15.75
	All Centrex Control Features Offered, per port			UEP95	UEPVC	2.56						15.75
<b>NARS</b>												
	Unbundled Network Access Register - Combination			UEP95	UARCX	0.00	0.00	0.00				15.75
	Unbundled Network Access Register - Indial			UEP95	UAR1X	0.00	0.00	0.00				15.75
	Unbundled Network Access Register - Outdial			UEP95	UAROX	0.00	0.00	0.00				15.75
<b>Miscellaneous Terminations</b>												
<b>2-Wire Trunk Side</b>												
	Trunk Side Terminations, each			UEP95	CEND6	8.25	120.00	18.85	61.77	3.88		15.75
<b>4-Wire Digital (1.544 Megabits)</b>												
	DS1 Circuit Terminations, each			UEP95	M1HD1	58.41	203.19	96.25	74.86	2.54		15.75
	DS0 Channels Activated, each			UEP95	M1HDO	0.00		14.56				
<b>Interoffice Channel Mileage - 2-Wire</b>												
	Interoffice Channel Facilities Termination			UEP95	MIGBC	22.52	40.77	27.57	17.26	7.11		15.75
	Interoffice Channel mileage, per mile or fraction of mile			UEP95	MIGBM	0.0098						
<b>Feature Activations (DS0) Centrex Loops on Channelized DS1 Service</b>												
<b>D4 Channel Bank Feature Activations</b>												
	Feature Activation on D-4 Channel Bank Centrex Loop Slot			UEP95	1PQWS	0.57						
	Feature Activation on D-4 Channel Bank FX line Side Loop Slot			UEP95	1PQW6	0.57						
	Feature Activation on D-4 Channel Bank FX Trunk Side Loop Slot			UEP95	1PQW7	0.57						

UNBUNDLED NETWORK ELEMENTS - Mississippi							Attachment: 2		Exhibit: B								
CATEGORY	RATE ELEMENTS	Interim	Zone	BCS	USOC	RATES (\$)	Svc Order Submitted Elec per LSR	Svc Order Submitted Manually per LSR	Incremental Charge - Manual Svc Order vs. Electronic-1st	Incremental Charge - Manual Svc Order vs. Electronic-Add'l	Incremental Charge - Manual Svc Order vs. Electronic-Disc 1st	Incremental Charge - Manual Svc Order vs. Electronic-Disc Add'l					
													Rec	Nonrecurring		Nonrecurring Disconnect	
							First	Add'l	First	Add'l	SOMEC	SOMAN	SOMAN	SOMAN	SOMAN	SOMAN	
	Feature Activation on D-4 Channel Bank Centrex Loop Slot - Different Wire Center			UEP95	1PQWP	0.57											
	Feature Activation on D-4 Channel Bank Private Line Loop Slot			UEP95	1PQWV	0.57											
	Feature Activation on D-4 Channel Bank Tjje Line/Trunk Loop Slot			UEP95	1PQWQ	0.57											
	Feature Activation on D-4 Channel Bank WATS Loop Slot			UEP95	1PQWA	0.57											
<b>Non-Recurring Charges (NRC) Associated with UNE-P Centrex</b>																	
	NRC Conversion Currently Combined Switch-As-Is with allowed changes, per port			UEP95	USAC2		0.10	0.10				15.75					
	Conversion of Existing Centrex Common Block, each			UEP95	USACN		37.97	16.68				15.75					
	New Centrex Standard Common Block			UEP95	M1ACS	0.00	666.32					15.75					
	New Centrex Customized Common Block			UEP95	M1ACC	0.00	666.32					15.75					
	NAR Establishment Charge, Per Occasion			UEP95	URECA	0.00	72.63					15.75					
<b>UNE-P CENTREX - DMS100 (Valid in All States)</b>																	
<b>2-Wire VG Loop/2-Wire Voice Grade Port (Centrex) Combo</b>																	
<b>UNE Port/Loop Combination Rates (Non-Design)</b>																	
	2-Wire VG Loop/2-Wire Voice Grade Port (Centrex) Port Combo - Non-Design		1	UEP9D		12.22											
	2-Wire VG Loop/2-Wire Voice Grade Port (Centrex)Port Combo - Non-Design		2	UEP9D		17.13											
	2-Wire VG Loop/2-Wire Voice Grade Port (Centrex)Port Combo - Non-Design		3	UEP9D		26.26											
	2-Wire VG Loop/2-Wire Voice Grade Port (Centrex) Port Combo - Non-Design		4	UEP9D		44.91											
<b>UNE Port/Loop Combination Rates (Design)</b>																	
	2-Wire VG Loop/2-Wire Voice Grade Port (Centrex) Port Combo - Design		1	UEP9D		15.12											
	2-Wire VG Loop/2-Wire Voice Grade Port (Centrex)Port Combo - Design		2	UEP9D		19.98											
	2-Wire VG Loop/2-Wire Voice Grade Port (Centrex)Port Combo - Design		3	UEP9D		28.78											
	2-Wire VG Loop/2-Wire Voice Grade Port (Centrex) Port Combo - Design		4	UEP9D		46.95											
<b>UNE Loop Rate</b>																	
	2-Wire Voice Grade Loop (SL 1) - Zone 1		1	UEP9D	UECS1	10.98											
	2-Wire Voice Grade Loop (SL 1) - Zone 2		2	UEP9D	UECS1	15.91											
	2-Wire Voice Grade Loop (SL 1) - Zone 3		3	UEP9D	UECS1	25.04											
	2-Wire Voice Grade Loop (SL 1) - Zone 4		4	UEP9D	UECS1	43.68											
	2-Wire Voice Grade Loop (SL 2) - Zone 1		1	UEP9D	UECS2	13.89											
	2-Wire Voice Grade Loop (SL 2) - Zone 2		2	UEP9D	UECS2	18.75											
	2-Wire Voice Grade Loop (SL 2) - Zone 3		3	UEP9D	UECS2	27.55											
	2-Wire Voice Grade Loop (SL 2) - Zone 4		4	UEP9D	UECS2	45.72											
<b>UNE Port Rate</b>																	
<b>ALL STATES</b>																	
	2-Wire Voice Grade Port (Centrex ) Basic Local Area			UEP9D	UEPYA	1.23	40.31	19.84	24.90	6.58		15.75					
	2-Wire Voice Grade Port (Centrex 800 termination)Basic Local Area			UEP9D	UEPYB	1.23	40.31	19.84	24.90	6.58		15.75					
	2-Wire Voice Grade Port (Centrex / EBS-PSET)3Basic Local Area			UEP9D	UEPYC	1.23	40.31	19.84	24.90	6.58		15.75					
	2-Wire Voice Grade Port (Centrex / EBS-M5009)3Basic Local Area			UEP9D	UEPYD	1.23	40.31	19.84	24.90	6.58		15.75					
	2-Wire Voice Grade Port (Centrex / EBS-M5209)3 Basic Local Area			UEP9D	UEPYE	1.23	40.31	19.84	24.90	6.58		15.75					
	2-Wire Voice Grade Port (Centrex / EBS-M5112)3 Basic Local Area			UEP9D	UEPYF	1.23	40.31	19.84	24.90	6.58		15.75					
	2-Wire Voice Grade Port (Centrex / EBS-M5312)3Basic Local Area			UEP9D	UEPYG	1.23	40.31	19.84	24.90	6.58		15.75					

**UNBUNDLED NETWORK ELEMENTS - Mississippi**

UNBUNDLED NETWORK ELEMENTS - Mississippi							Attachment: 2		Exhibit: B							
CATEGORY	RATE ELEMENTS	Interim	Zone	BCS	USOC	RATES (\$)	Svc Order Submitted Elec per LSR	Svc Order Submitted Manually per LSR	Incremental Charge - Manual Svc Order vs. Electronic-1st	Incremental Charge - Manual Svc Order vs. Electronic-Add'l	Incremental Charge - Manual Svc Order vs. Electronic-Disc 1st	Incremental Charge - Manual Svc Order vs. Electronic-Disc Add'l				
							Rec	Nonrecurring		Nonrecurring Disconnect		OSS Rates (\$)				
							First	Add'l	First	Add'l	SOMEc	SOMAN	SOMAN	SOMAN	SOMAN	SOMAN
	2-Wire Voice Grade Port (Centrex / EBS-M5008)3 Basic Local Area			UEP9D	UEPYT	1.23	40.31	19.84	24.90	6.58		15.75				
	2-Wire Voice Grade Port (Centrex / EBS-M5208)3 Basic Local Area			UEP9D	UEPYU	1.23	40.31	19.84	24.90	6.58		15.75				
	2-Wire Voice Grade Port (Centrex / EBS-M5216)3 Basic Local Area			UEP9D	UEPYV	1.23	40.31	19.84	24.90	6.58		15.75				
	2-Wire Voice Grade Port (Centrex / EBS-M5316)3 Basic Local Area			UEP9D	UEPY3	1.23	40.31	19.84	24.90	6.58		15.75				
	2-Wire Voice Grade Port (Centrex with Caller ID) Basic Local Area			UEP9D	UEPYH	1.23	40.31	19.84	24.90	6.58		15.75				
	2-Wire Voice Grade Port (Centrex/Caller ID/Msg Wtg Lamp Indication)3 Basic Local Area			UEP9D	UEPYW	1.23	40.31	19.84	24.90	6.58		15.75				
	2-Wire Voice Grade Port (Centrex/Msg Wtg Lamp Indication)3 Basic Local Area			UEP9D	UEPYJ	1.23	40.31	19.84	24.90	6.58		15.75				
	2-Wire Voice Grade Port (Centrex from diff Serving Wire Center) 2 Basic Local Area			UEP9D	UEPYM	1.23	108.35	70.57	54.24	11.70		15.75				
	2-Wire Voice Grade Port (Centrex/differ SWC /EBS-PSET)2, 3 Basic Local Area			UEP9D	UEPYO	1.23	108.35	70.57	54.24	11.70		15.75				
	2-Wire Voice Grade Port (Centrex/differ SWC /EBS-M5009)2, 3 Basic Local Area			UEP9D	UEPYP	1.23	108.35	70.57	54.24	11.70		15.75				
	2-Wire Voice Grade Port (Centrex/differ SWC /EBS-5209)2, 3 Basic Local Area			UEP9D	UEPYQ	1.23	108.35	70.57	54.24	11.70		15.75				
	2-Wire Voice Grade Port (Centrex/differ SWC /EBS-M5112)2, 3 Basic Local Area			UEP9D	UEPYR	1.23	108.35	70.57	54.24	11.70		15.75				
	2-Wire Voice Grade Port (Centrex/differ SWC /EBS-M5312)2, 3 Basic Local Area			UEP9D	UEPYS	1.23	108.35	70.57	54.24	11.70		15.75				
	2-Wire Voice Grade Port (Centrex/differ SWC /EBS-M5008)2, 3 Basic Local Area			UEP9D	UEPY4	1.23	108.35	70.57	54.24	11.70		15.75				
	2-Wire Voice Grade Port (Centrex/differ SWC /EBS-M5208)2, 3 Basic Local Area			UEP9D	UEPY5	1.23	108.35	70.57	54.24	11.70		15.75				
	2-Wire Voice Grade Port (Centrex/differ SWC /EBS-M5216)2, 3 Basic Local Area			UEP9D	UEPY6	1.23	108.35	70.57	54.24	11.70		15.75				
	2-Wire Voice Grade Port (Centrex/differ SWC /EBS-M5316)2, 3 Basic Local Area			UEP9D	UEPY7	1.23	108.35	70.57	54.24	11.70		15.75				
	2-Wire Voice Grade Port, Diff Serving Wire Center - 800 Service Term			UEP9D	UEPYZ	1.23	108.35	70.57	54.24	11.70		15.75				
	2-Wire Voice Grade Port terminated in on Megalink or equivalent Basic Local Area			UEP9D	UEPY9	1.23	40.31	19.84	24.90	6.58		15.75				
	2-Wire Voice Grade Port Terminated on 800 Service Term Basic Local Area			UEP9D	UEPY2	1.23	40.31	19.84	24.90	6.58		15.75				
	<b>AL, KY, LA, MS, SC, &amp; TN Only</b>															
	2-Wire Voice Grade Port (Centrex)			UEP9D	UEPQA	1.23	40.31	19.84	24.90	6.58		15.75				
	2-Wire Voice Grade Port (Centrex 800 termination)			UEP9D	UEPQB	1.23	40.31	19.84	24.90	6.58		15.75				
	2-Wire Voice Grade Port (Centrex / EBS-PSET)3			UEP9D	UEPQC	1.23	40.31	19.84	24.90	6.58		15.75				
	2-Wire Voice Grade Port (Centrex / EBS-M5009)3			UEP9D	UEPQD	1.23	40.31	19.84	24.90	6.58		15.75				
	2-Wire Voice Grade Port (Centrex / EBS-M5209)3			UEP9D	UEPQE	1.23	40.31	19.84	24.90	6.58		15.75				
	2-Wire Voice Grade Port (Centrex / EBS-M5112)3			UEP9D	UEPQF	1.23	40.31	19.84	24.90	6.58		15.75				
	2-Wire Voice Grade Port (Centrex / EBS-M5312)3			UEP9D	UEPQG	1.23	40.31	19.84	24.90	6.58		15.75				
	2-Wire Voice Grade Port (Centrex / EBS-M5008)3			UEP9D	UEPQT	1.23	40.31	19.84	24.90	6.58		15.75				
	2-Wire Voice Grade Port (Centrex / EBS-M5208)3			UEP9D	UEPQU	1.23	40.31	19.84	24.90	6.58		15.75				
	2-Wire Voice Grade Port (Centrex / EBS-M5216)3			UEP9D	UEPQV	1.23	40.31	19.84	24.90	6.58		15.75				
	2-Wire Voice Grade Port (Centrex / EBS-M5316)3			UEP9D	UEPQ3	1.23	40.31	19.84	24.90	6.58		15.75				
	2-Wire Voice Grade Port (Centrex with Caller ID)			UEP9D	UEPQH	1.23	40.31	19.84	24.90	6.58		15.75				
	2-Wire Voice Grade Port (Centrex/Caller ID/Msg Wtg Lamp Indication)3			UEP9D	UEPQW	1.23	40.31	19.84	24.90	6.58		15.75				
	2-Wire Voice Grade Port (Centrex/Msg Wtg Lamp Indication)3			UEP9D	UEPQJ	1.23	40.31	19.84	24.90	6.58		15.75				
	2-Wire Voice Grade Port (Centrex from diff Serving Wire Center) 2			UEP9D	UEPQM	1.23	108.35	70.57	54.24	11.70		15.75				
	2-Wire Voice Grade Port (Centrex/differ SWC /EBS-PSET)2, 3			UEP9D	UEPQO	1.23	108.35	70.57	54.24	11.70		15.75				

UNBUNDLED NETWORK ELEMENTS - Mississippi										Attachment: 2		Exhibit: B			
CATEGORY	RATE ELEMENTS	Interim	Zone	BCS	USOC	RATES (\$)				Svc Order Submitted Elec per LSR	Svc Order Submitted Manually per LSR	Incremental Charge - Manual Svc Order vs. Electronic-1st	Incremental Charge - Manual Svc Order vs. Electronic-Add'l	Incremental Charge - Manual Svc Order vs. Electronic-Disc 1st	Incremental Charge - Manual Svc Order vs. Electronic-Disc Add'l
						Rec	Nonrecurring		Nonrecurring Disconnect						
							First	Add'l	First	Add'l	SOMEc	SOMAN	SOMAN	SOMAN	SOMAN
	2-Wire Voice Grade Port (Centrex/differ SWC /EBS-M5009)2, 3			UEP9D	UEPQP	1.23	108.35	70.57	54.24	11.70		15.75			
	2-Wire Voice Grade Port (Centrex/differ SWC /EBS-5209)2, 3			UEP9D	UEPQQ	1.23	108.35	70.57	54.24	11.70		15.75			
	2-Wire Voice Grade Port (Centrex/differ SWC /EBS-M5112)2, 3			UEP9D	UEPQR	1.23	108.35	70.57	54.24	11.70		15.75			
	2-Wire Voice Grade Port (Centrex/differ SWC /EBS-M5312)2, 3			UEP9D	UEPQS	1.23	108.35	70.57	54.24	11.70		15.75			
	2-Wire Voice Grade Port (Centrex/differ SWC /EBS-M5008)2, 3			UEP9D	UEPQ4	1.23	108.35	70.57	54.24	11.70		15.75			
	2-Wire Voice Grade Port (Centrex/differ SWC /EBS-M5208)2, 3			UEP9D	UEPQ5	1.23	108.35	70.57	54.24	11.70		15.75			
	2-Wire Voice Grade Port (Centrex/differ SWC /EBS-M5216)2, 3			UEP9D	UEPQ6	1.23	108.35	70.57	54.24	11.70		15.75			
	2-Wire Voice Grade Port (Centrex/differ SWC /EBS-M5316)2, 3			UEP9D	UEPQ7	1.23	108.35	70.57	54.24	11.70		15.75			
	2-Wire Voice Grade Port, Diff Serving Wire Center - 800 Service Term			UEP9D	UEPQZ	1.23	108.35	70.57	54.24	11.70		15.75			
	2-Wire Voice Grade Port terminated in on Megalink or equivalent			UEP9D	UEPQ9	1.23	40.31	19.84	24.90	6.58		15.75			
	2-Wire Voice Grade Port Terminated on 800 Service Term			UEP9D	UEPQ2	1.23	40.31	19.84	24.90	6.58		15.75			
	<b>Local Switching</b>														
	Centrex Intercom Functionality, per port			UEP9D	URECS	0.7947									
	<b>Local Number Portability</b>														
	Local Number Portability (1 per port)			UEP9D	LNPCC	0.35									
	<b>Features</b>														
	All Standard Features Offered, per port			UEP9D	UEPVF	2.56						15.75			
	All Select Features Offered, per port			UEP9D	UEPVS	0.00	404.98					15.75			
	All Centrex Control Features Offered, per port			UEP9D	UEPVC	2.56						15.75			
	<b>NARS</b>														
	Unbundled Network Access Register - Combination			UEP9D	UARCX	0.00	0.00	0.00				15.75			
	Unbundled Network Access Register - Inward			UEP9D	UAR1X	0.00	0.00	0.00				15.75			
	Unbundled Network Access Register - Outdial			UEP9D	UAROx	0.00	0.00	0.00				15.75			
	<b>Miscellaneous Terminations</b>														
	<b>2-Wire Trunk Side</b>														
	Trunk Side Terminations, each			UEP9D	CEND6	8.25	120.00	18.85	61.77	3.88		15.75			
	<b>4-Wire Digital (1.544 Megabits)</b>														
	DS1 Circuit Terminations, each			UEP9D	M1HD1	58.41	203.19	96.25	74.86	2.54		15.75			
	DS0 Channels Activated per Channel			UEP9D	M1HDO	0.00	14.56								
	<b>Interoffice Channel Mileage - 2-Wire</b>														
	Interoffice Channel Facilities Termination			UEP9D	MIGBC	22.52	40.77	27.57	17.26	7.11		15.75			
	Interoffice Channel mileage, per mile or fraction of mile			UEP9D	MIGBM	0.0098									
	<b>Feature Activations (DS0) Centrex Loops on Channelized DS1 Service</b>														
	<b>D4 Channel Bank Feature Activations</b>														
	Feature Activation on D-4 Channel Bank Centrex Loop Slot			UEP9D	1PQWS	0.57									
	Feature Activation on D-4 Channel Bank FX line Side Loop Slot			UEP9D	1PQW6	0.57									
	Feature Activation on D-4 Channel Bank FX Trunk Side Loop Slot			UEP9D	1PQW7	0.57									
	Feature Activation on D-4 Channel Bank Centrex Loop Slot - Different Wire Center			UEP9D	1PQWP	0.57									
	Feature Activation on D-4 Channel Bank Private Line Loop Slot			UEP9D	1PQWV	0.57									
	Feature Activation on D-4 Channel Bank Tjje Line/Trunk Loop Slot			UEP9D	1PQWQ	0.57									
	Feature Activation on D-4 Channel Bank WATS Loop Slot			UEP9D	1PQWA	0.57									
	<b>Non-Recurring Charges (NRC) Associated with UNE-P Centrex</b>														
	NRC Conversion Currently Combined Switch-As-ls with allowed changes, per port			UEP9D	USAC2		0.10	0.10				15.75			
	Conversion of existing Centrex Common Block, each			UEP9D	USACN		37.97	16.68				15.75			

**UNBUNDLED NETWORK ELEMENTS - Mississippi**

							Attachment: 2		Exhibit: B						
CATEGORY	RATE ELEMENTS	Interim	Zone	BCS	USOC	RATES (\$)	Svc Order Submitted Elec per LSR	Svc Order Submitted Manually per LSR	Incremental Charge - Manual Svc Order vs. Electronic-1st	Incremental Charge - Manual Svc Order vs. Electronic-Add'l	Incremental Charge - Manual Svc Order vs. Electronic-Disc 1st	Incremental Charge - Manual Svc Order vs. Electronic-Disc Add'l			
													Rec	Nonrecurring	
							First	Add'l	First	Add'l	SOMEc	SOMAN	SOMAN	SOMAN	SOMAN
	New Centrex Standard Common Block			UEP9D	M1ACS	0.00	666.32					15.75			
	New Centrex Customized Common Block			UEP9D	M1ACC	0.00	666.32					15.75			
	NAR Establishment Charge, Per Occasion			UEP9D	URECA	0.00	72.63					15.75			
	<b>UNE-P CENTREX - EWSD (Valid in AL, FL, KY, LA, MS &amp; TN)</b>														
	<b>2-Wire VG Loop/2-Wire Voice Grade Port (Centrex) Combo</b>														
	<b>UNE Port/Loop Combination Rates (Non-Design)</b>														
	2-Wire VG Loop/2-Wire Voice Grade Port (Centrex) Port Combo - Non-Design		1	UEP9E		12.22									
	2-Wire VG Loop/2-Wire Voice Grade Port (Centrex)Port Combo - Non-Design		2	UEP9E		17.13									
	2-Wire VG Loop/2-Wire Voice Grade Port (Centrex)Port Combo - Non-Design		3	UEP9E		26.26									
	2-Wire VG Loop/2-Wire Voice Grade Port (Centrex) Port Combo - Non-Design		4	UEP9E		44.91									
	<b>UNE Port/Loop Combination Rates (Design)</b>														
	2-Wire VG Loop/2-Wire Voice Grade Port (Centrex) Port Combo - Design		1	UEP9E		15.12									
	2-Wire VG Loop/2-Wire Voice Grade Port (Centrex)Port Combo - Design		2	UEP9E		19.98									
	2-Wire VG Loop/2-Wire Voice Grade Port (Centrex)Port Combo - Design		3	UEP9E		28.78									
	2-Wire VG Loop/2-Wire Voice Grade Port (Centrex) Port Combo - Design		4	UEP9E		46.95									
	<b>UNE Loop Rate</b>														
	2-Wire Voice Grade Loop (SL 1) - Zone 1		1	UEP9E	UECS1	10.98									
	2-Wire Voice Grade Loop (SL 1) - Zone 2		2	UEP9E	UECS1	15.91									
	2-Wire Voice Grade Loop (SL 1) - Zone 3		3	UEP9E	UECS1	25.04									
	2-Wire Voice Grade Loop (SL 1) - Zone 4		4	UEP9E	UECS1	43.68									
	2-Wire Voice Grade Loop (SL 2) - Zone 1		1	UEP9E	UECS2	13.89									
	2-Wire Voice Grade Loop (SL 2) - Zone 2		2	UEP9E	UECS2	18.75									
	2-Wire Voice Grade Loop (SL 2) - Zone 3		3	UEP9E	UECS2	27.55									
	2-Wire Voice Grade Loop (SL 2) - Zone 4		4	UEP9E	UECS2	45.72									
	<b>UNE Port Rate</b>														
	<b>AL, FL, KY, LA, MS, &amp; TN only</b>														
	2-Wire Voice Grade Port (Centrex ) Basic Local Area			UEP9E	UEPYA	1.23	40.31	19.84	24.90	6.58		15.75			
	2-Wire Voice Grade Port (Centrex 800 termination)Basic Local Area			UEP9E	UEPYB	1.23	40.31	19.84	24.90	6.58		15.75			
	2-Wire Voice Grade Port (Centrex with Caller ID)1Basic Local Area			UEP9E	UEPYH	1.23	40.31	19.84	24.90	6.58		15.75			
	2-Wire Voice Grade Port (Centrex from diff Serving Wire Center)2 Basic Local Area			UEP9E	UEPYM	1.23	108.35	70.57	54.24	11.70		15.75			
	2-Wire Voice Grade Port, Diff Serving Wire Center - 800 Service Term - Basic Local Area			UEP9E	UEPYZ	1.23	108.35	70.57	54.24	11.70		15.75			
	2-Wire Voice Grade Port terminated in on Megalink or equivalent - Basic Local Area			UEP9E	UEPY9	1.23	40.31	19.84	24.90	6.58		15.75			
	2-Wire Voice Grade Port Terminated on 800 Service Term - Basic Local Area			UEP9E	UEPY2	1.23	40.31	19.84	24.90	6.58		15.75			
	<b>AL, KY, LA, MS, &amp; TN Only</b>														
	2-Wire Voice Grade Port (Centrex )			UEP9E	UEPQA	1.23	40.31	19.84	24.90	6.58		15.75			
	2-Wire Voice Grade Port (Centrex 800 termination)			UEP9E	UEPQB	1.23	40.31	19.84	24.90	6.58		15.75			
	2-Wire Voice Grade Port (Centrex with Caller ID)1			UEP9E	UEPQH	1.23	40.31	19.84	24.90	6.58		15.75			
	2-Wire Voice Grade Port (Centrex from diff Serving Wire Center)2			UEP9E	UEPQM	1.23	108.35	70.57	54.24	11.70		15.75			
	2-Wire Voice Grade Port, Diff Serving Wire Center - 800 Service Term			UEP9E	UEPQZ	1.23	108.35	70.57	54.24	11.70		15.75			
	2-Wire Voice Grade Port terminated in on Megalink or equivalent			UEP9E	UEPQ9	1.23	40.31	19.84	24.90	6.58		15.75			
	2-Wire Voice Grade Port Terminated on 800 Service Term			UEP9E	UEPQ2	1.23	40.31	19.84	24.90	6.58		15.75			
	<b>Local Switching</b>														

UNBUNDLED NETWORK ELEMENTS - Mississippi										Attachment: 2		Exhibit: B								
CATEGORY	RATE ELEMENTS	Interim	Zone	BCS	USOC	RATES (\$)	Svc Order Submitted Elec per LSR	Svc Order Submitted Manually per LSR	Incremental Charge - Manual Svc Order vs. Electronic-1st	Incremental Charge - Manual Svc Order vs. Electronic-Add'l	Incremental Charge - Manual Svc Order vs. Electronic-Disc 1st	Incremental Charge - Manual Svc Order vs. Electronic-Disc Add'l	OSS Rates (\$)							
													Rec	Nonrecurring		Nonrecurring Disconnect		SOMEc	SOMAN	SOMAN
													First	Add'l	First	Add'l				
	Centrex Intercom Functionality, per port			UEP9E	URECS	0.7947														
	<b>Local Number Portability</b>																			
	Local Number Portability (1 per port)			UEP9E	LNPC	0.35														
	<b>Features</b>																			
	All Standard Features Offered, per port			UEP9E	UEPVF	2.56														
	All Select Features Offered, per port			UEP9E	UEPVS	0.00	404.98													
	All Centrex Control Features Offered, per port			UEP9E	UEPVC	2.56														
	<b>NARS</b>																			
	Unbundled Network Access Register - Combination			UEP9E	UARCX	0.00		0.00	0.00											
	Unbundled Network Access Register - Indial			UEP9E	UAR1X	0.00		0.00	0.00											
	Unbundled Network Access Register - Outdial			UEP9E	UAROx	0.00		0.00	0.00											
	<b>Miscellaneous Terminations</b>																			
	<b>2-Wire Trunk Side</b>																			
	Trunk Side Terminations, each			UEP9E	CEND6	8.25		120.00	18.85	61.77	3.88									
	<b>4-Wire Digital (1.544 Megabits)</b>																			
	DS1 Circuit Terminations, each			UEP9E	M1HD1	58.41		203.19	96.25	74.86	2.54									
	DS0 Channel Activated Per Channel			UEP9E	M1HDO	0.00		14.56												
	<b>Interoffice Channel Mileage - 2-Wire</b>																			
	Interoffice Channel Facilities Termination			UEP9E	MIGBC	22.52		40.77	27.57	17.26	7.11									
	Interoffice Channel mileage, per mile or fraction of mile			UEP9E	MIGBM	0.0098														
	<b>Feature Activations (DS0) Centrex Loops on Channelized DS1 Service</b>																			
	<b>D4 Channel Bank Feature Activations</b>																			
	Feature Activation on D-4 Channel Bank Centrex Loop Slot			UEP9E	1PQWS	0.57														
	Feature Activation on D-4 Channel Bank FX line Side Loop Slot			UEP9E	1PQW6	0.57														
	Feature Activation on D-4 Channel Bank FX Trunk Side Loop Slot			UEP9E	1PQW7	0.57														
	Feature Activation on D-4 Channel Bank Centrex Loop Slot - Different Wire Center			UEP9E	1PQWP	0.57														
	Feature Activation on D-4 Channel Bank Private Line Loop Slot			UEP9E	1PQWV	0.57														
	Feature Activation on D-4 Channel Bank Tjie Line/Trunk Loop Slot			UEP9E	1PQWQ	0.57														
	Feature Activation on D-4 Channel Bank WATS Loop Slot			UEP9E	1PQWA	0.57														
	<b>Non-Recurring Charges (NRC) Associated with UNE-P Centrex</b>																			
	NRC Conversion Currently Combined Switch-As-Is with allowed changes, per port			UEP9E	USAC2			0.10	0.10											
	Conversion of Existing Centrex Common Block, each			UEP9E	USACN			37.97	16.68											
	New Centrex Standard Common Block			UEP9E	M1ACS	0.00		666.32												
	New Centrex Customized Common Block			UEP9E	M1ACC	0.00		666.32												
	NAR Establishment Charge, Per Occasion			UEP9E	URECA	0.00		72.63												
	<b>UNE-P CENTREX - DCO - Valid in AL, KY, LA, MS, &amp; TN</b>																			
	<b>2-Wire VG Loop/2-Wire Voice Grade Port (Centrex) Combo</b>																			
	<b>UNE Port/Loop Combination Rates (Non-Design)</b>																			
	2-Wire VG Loop/2-Wire Voice Grade Port (Centrex) Port Combo - Non-Design		1	UEP93		12.22														
	2-Wire VG Loop/2-Wire Voice Grade Port (Centrex)Port Combo - Non-Design		2	UEP93		17.13														
	2-Wire VG Loop/2-Wire Voice Grade Port (Centrex)Port Combo - Non-Design		3	UEP93		26.26														
	2-Wire VG Loop/2-Wire Voice Grade Port (Centrex) Port Combo - Non-Design		4	UEP93		44.91														
	<b>UNE Port/Loop Combination Rates (Design)</b>																			
	2-Wire VG Loop/2-Wire Voice Grade Port (Centrex) Port Combo - Design		1	UEP93		15.12														
	2-Wire VG Loop/2-Wire Voice Grade Port (Centrex)Port Combo - Design		2	UEP93		19.98														
	2-Wire VG Loop/2-Wire Voice Grade Port (Centrex)Port Combo - Design		3	UEP93		28.78														

UNBUNDLED NETWORK ELEMENTS - Mississippi											Attachment: 2		Exhibit: B							
CATEGORY	RATE ELEMENTS	Interim	Zone	BCS	USOC	RATES (\$)	Svc Order Submitted Elec per LSR	Svc Order Submitted Manually per LSR	Incremental Charge - Manual Svc Order vs. Electronic-1st	Incremental Charge - Manual Svc Order vs. Electronic-Add'l	Incremental Charge - Manual Svc Order vs. Electronic-Disc 1st	Incremental Charge - Manual Svc Order vs. Electronic-Disc Add'l	OSS Rates (\$)							
													Rec	Nonrecurring		Nonrecurring Disconnect		SOMEc	SOMAN	SOMAN
													First	Add'l	First	Add'l				
	2-Wire VG Loop/2-Wire Voice Grade Port (Centrex) Port Combo-Design		4	UEP93		46.95														
<b>UNE Loop Rate</b>																				
	2-Wire Voice Grade Loop (SL 1) - Zone 1		1	UEP93	UECS1	10.98														
	2-Wire Voice Grade Loop (SL 1) - Zone 2		2	UEP93	UECS1	15.91														
	2-Wire Voice Grade Loop (SL 1) - Zone 3		3	UEP93	UECS1	25.04														
	2-Wire Voice Grade Loop (SL 1) - Zone 4		4	UEP93	UECS1	43.68														
	2-Wire Voice Grade Loop (SL 2) - Zone 1		1	UEP93	UECS2	13.89														
	2-Wire Voice Grade Loop (SL 2) - Zone 2		2	UEP93	UECS2	18.75														
	2-Wire Voice Grade Loop (SL 2) - Zone 3		3	UEP93	UECS2	27.55														
	2-Wire Voice Grade Loop (SL 2) - Zone 4		4	UEP93	UECS2	45.72														
<b>UNE Port Rate</b>																				
<b>AL, KY, LA, MS, &amp; TN only</b>																				
	2-Wire Voice Grade Port (Centrex ) Basic Local Area			UEP93	UEPYA	1.23	40.31	19.84	24.90	6.58		15.75								
	2-Wire Voice Grade Port (Centrex 800 termination)Basic Local Area			UEP93	UEPYB	1.23	40.31	19.84	24.90	6.58		15.75								
	2-Wire Voice Grade Port (Centrex with Caller ID)1Basic Local Area			UEP93	UEPYH	1.23	40.31	19.84	24.90	6.58		15.75								
	2-Wire Voice Grade Port (Centrex from diff Serving Wire Center)2 Basic Local Area			UEP93	UEPYM	1.23	108.35	70.57	54.24	11.70		15.75								
	2-Wire Voice Grade Port, Diff Serving Wire Center - 800 Service Term - Basic Local Area			UEP93	UEPYZ	1.23	108.35	70.57	54.24	11.70		15.75								
	2-Wire Voice Grade Port terminated in on Megalink or equivalent - Basic Local Area			UEP93	UEPY9	1.23	40.31	19.84	24.90	6.58		15.75								
	2-Wire Voice Grade Port Terminated on 800 Service Term - Basic Local Area			UEP93	UEPY2	1.23	40.31	19.84	24.90	6.58		15.75								
	2-Wire Voice Grade Port (Centrex )			UEP93	UEPQA	1.23	40.31	19.84	24.90	6.58		15.75								
	2-Wire Voice Grade Port (Centrex 800 termination)			UEP93	UEPQB	1.23	40.31	19.84	24.90	6.58		15.75								
	2-Wire Voice Grade Port (Centrex with Caller ID)1			UEP93	UEPQH	1.23	40.31	19.84	24.90	6.58		15.75								
	2-Wire Voice Grade Port (Centrex from diff Serving Wire Center)2			UEP93	UEPQM	1.23	108.35	70.57	54.24	11.70		15.75								
	2-Wire Voice Grade Port, Diff Serving Wire Center - 800 Service Term			UEP93	UEPQZ	1.23	108.35	70.57	54.24	11.70		15.75								
	2-Wire Voice Grade Port terminated in on Megalink or equivalent			UEP93	UEPQ9	1.23	40.31	19.84	24.90	6.58		15.75								
	2-Wire Voice Grade Port Terminated on 800 Service Term			UEP93	UEPQ2	1.23	40.31	19.84	24.90	6.58		15.75								
<b>Local Switching</b>																				
	Centrex Intercom Funtionality, per port			UEP93	URECS	0.7947														
<b>Local Number Portability</b>																				
	Local Number Portability (1 per port)			UEP93	LNCCC	0.35														
<b>Features</b>																				
	All Standard Features Offered, per port			UEP93	UEPVF	2.56						15.75								
	All Centrex Control Features Offered, per port			UEP93	UEPVC	2.56						15.75								
<b>NARS</b>																				
	Unbundled Network Access Register - Combination			UEP93	UARCX	0.00	0.00	0.00				15.75								
	Unbundled Network Access Register - Indial			UEP93	UAR1X	0.00	0.00	0.00				15.75								
	Unbundled Network Access Register - Outdial			UEP93	UAROX	0.00	0.00	0.00				15.75								
<b>Miscellaneous Terminations</b>																				
<b>2-Wire Trunk Side</b>																				
	Trunk Side Terminations, each			UEP93	CEND6	8.25	120.00	18.85	61.77	3.88		15.75								
<b>4-Wire Digital (1.544 Megabits)</b>																				
	DS1 Circuit Terminations, each			UEP93	M1HD1	58.41	203.19	96.25	74.86	2.54		15.75								
	DS0 Channels Activated, Per Channel			UEP93	M1HDO	0.00	14.56					15.75								
<b>Interoffice Channel Mileage - 2-Wire</b>																				
	Interoffice Channel Facilities Termination			UEP93	MIGBC	22.52	40.77	27.57	17.26	7.11		15.75								
	Interoffice Channel mileage, per mile or fraction of mile			UEP93	MIGBM	0.0098														
<b>Feature Activations (DS0) Centrex Loops on Channelized DS1 Service</b>																				
<b>D4 Channel Bank Feature Activations</b>																				
	Feature Activation on D-4 Channel Bank Centrex Loop Slot			UEP93	1PQWS	0.57														

UNBUNDLED NETWORK ELEMENTS - Mississippi										Attachment: 2		Exhibit: B				
CATEGORY	RATE ELEMENTS	Interim	Zone	BCS	USOC	RATES (\$)				Svc Order Submitted Elec per LSR	Svc Order Submitted Manually per LSR	Incremental Charge - Manual Svc Order vs. Electronic-1st	Incremental Charge - Manual Svc Order vs. Electronic-Add'l	Incremental Charge - Manual Svc Order vs. Electronic-Disc 1st	Incremental Charge - Manual Svc Order vs. Electronic-Disc Add'l	
						Rec	Nonrecurring		Nonrecurring Disconnect							OSS Rates (\$)
							First	Add'l	First	Add'l	SOME C	SOMAN	SOMAN	SOMAN	SOMAN	SOMAN
	Feature Activation on D-4 Channel Bank FX Line Side Loop Slot			UEP93	1PQW6	0.57										
	Feature Activation on D-4 Channel Bank FX Trunk Side Loop Slot			UEP93	1PQW7	0.57										
	Feature Activation on D-4 Channel Bank Centrex Loop Slot - Different Wire Center			UEP93	1PQWP	0.57										
	Feature Activation on D-4 Channel Bank Private Line Loop Slot			UEP93	1PQWV	0.57										
	Feature Activation on D-4 Channel Bank Tie Line/Trunk Loop Slot			UEP93	1PQWQ	0.57										
	Feature Activation on D-4 Channel Bank WATS Loop Slot			UEP93	1PQWA	0.57										
	<b>Non-Recurring Charges (NRC) Associated with UNE-P Centrex</b>															
	NRC Conversion Currently Combined Switch-As-Is with allowed changes, per port			UEP93	USAC2		0.10	0.10				15.75				
	Conversion of Existing Centrex Common Block, each			UEP93	USACN		37.97	16.68								
	New Centrex Standard Common Block			UEP93	M1ACS	0.00	666.32					15.75				
	New Centrex Customized Common Block			UEP93	M1ACC	0.00	666.32					15.75				
	NAR Establishment Charge, Per Occasion			UEP93	URECA	0.00	72.63					15.75				
	<b>Note 1 - Required Port for Centrex Control in 1AESS, 5ESS &amp; EWSD</b>															
	<b>Note 2 - Requires Interoffice Channel Mileage</b>															
	<b>Note 3 - Requires Specific Customer Premises Equipment</b>															
	<b>Note: Rates displaying an "R" in Interim column are interim and subject to rate true-up as set forth in General Terms and Conditions.</b>															



UNBUNDLED NETWORK ELEMENTS - North Carolina										Attachment: 2		Exhibit: B	
CATEGORY	RATE ELEMENTS	Interim	Zone	BCS	USOC	RATES (\$)	Svc Order Submitted Elec per LSR	Svc Order Submitted Manually per LSR	Incremental Charge - Manual Svc Order vs. Electronic-1st	Incremental Charge - Manual Svc Order vs. Electronic-Add'l	Incremental Charge - Manual Svc Order vs. Electronic-Disc 1st	Incremental Charge - Manual Svc Order vs. Electronic-Disc Add'l	
													Rec
The "Zone" shown in the sections for stand-alone loops or loops as part of a combination refers to Geographically Deaveraged UNE Zones. To view Geographically Deaveraged UNE Zone Designations by Central Office, refer to Internet Website: <a href="http://www.interconnection.bellsouth.com/become_a_clec/html/interconnection.htm">http://www.interconnection.bellsouth.com/become_a_clec/html/interconnection.htm</a>													
<b>OPERATIONAL SUPPORT SYSTEMS</b>													
NOTE: (1) Electronic Service Order: CLEC should contact its contract negotiator if it prefers the state specific electronic service ordering charges as ordered by the State Commissions. The electronic service ordering charge currently contained in this rate exhibit is the BellSouth regional electronic service ordering charge. CLEC may elect either the state specific Commission ordered rates for the electronic service ordering charges, or CLEC may elect the regional electronic service ordering charge.													
NOTE: (2) Any element that can be ordered electronically will be billed according to the SOMEK rate listed in this category. Please refer to BellSouth's Business Rules for Local Ordering (BBR-LO) to determine if a product can be ordered electronically. For those elements that cannot be ordered electronically at present per the BBR-LO, the listed SOMEK rate in this category reflects the charge that would be billed to a CLEC once electronic ordering capabilities come on-line for that element. Otherwise, the manual ordering charge, SOMAN, will be applied to a CLECs bill when it submits an LSR to BellSouth.													
	Electronic OSS Charge, per LSR, submitted via BST's OSS interactive interfaces (Regional)					SOMEK		3.50					
<b>UNE SERVICE DATE ADVANCEMENT CHARGE</b>													
NOTE: The Expedite charge will be maintained commensurate with BellSouth's FCC No.1 Tariff, Section 5 as applicable.													
	UNE Expedite Charge per Circuit or Line Assignable USOC, per Day			ALL UNE EXCEPT UNE-P	SDASP			200.00					
<b>UNBUNDLED EXCHANGE ACCESS LOOP</b>													
<b>2-WIRE ANALOG VOICE GRADE LOOP</b>													
	2-Wire Analog Voice Grade Loop - Service Level 1- Zone 1		1	UEANL	UEAL2		12.11	57.99	42.37		26.94	12.76	
	2-Wire Analog Voice Grade Loop - Service Level 1- Zone 2		2	UEANL	UEAL2		21.24	57.99	42.37		26.94	12.76	
	2-Wire Analog Voice Grade Loop - Service Level 1- Zone 3		3	UEANL	UEAL2		33.65	57.99	42.37		26.94	12.76	
	Unbundled Miscellaneous Rate Element, Tag Loop at End User Premise			UEANL	URETL			8.33	0.83		26.94	12.76	
	Loop Testing - Basic 1st Half Hour			UEANL	URET1			76.24			26.94	12.76	
	Loop Testing - Basic Additional Half Hour			UEANL	URETA			39.51			26.94	12.76	
	CLEC to CLEC Conversion Charge Without Outside Dispatch (UVL-SL1)			UEANL	UREWO			15.76	8.93		26.94	12.76	
	Unbundled Voice Loop, Non-Design Voice Loop, billing for BST providing make-up (Engineering Information - E.I.)			UEANL	UEANM			28.74	28.74				
	Manual Order Coordination for UVL-SL1s (per loop)			UEANL	UEAMC			61.38	61.38				
	Order Coordination for Specified Conversion Time for UVL-SL1 (per LSR)			UEANL	OCOSL			45.34					
<b>2-WIRE Unbundled COPPER LOOP</b>													
	2-Wire Unbundled Copper Loop - Non-Designed Zone 1		1	UEQ	UEQ2X		10.16	35.27	15.60		26.94	12.76	
	2 Wire Unbundled Copper Loop - Non-Designed - Zone 2		2	UEQ	UEQ2X		17.55	35.27	15.60		26.94	12.76	
	2 Wire Unbundled Copper Loop - Non-Designed - Zone 3		3	UEQ	UEQ2X		27.58	35.27	15.60		26.94	12.76	
	Unbundled Miscellaneous Rate Element, Tag Loop at End User Premise			UEQ	URETL			8.33	0.83		26.94	12.76	
	Order Coordination 2 Wire Unbundled Copper Loop - Non-Designed (per loop)			UEQ	USBMC			45.34					
	Unbundled Copper Loop, Non-Design Copper Loop, billing for BST providing make-up (Engineering Information - E.I.)			UEQ	UEQMU			28.74	28.74		26.94	12.76	
	Loop Testing - Basic 1st Half Hour			UEQ	URET1			76.24			26.94	12.76	
	Loop Testing - Basic Additional Half Hour			UEQ	URETA			39.51			26.94	12.76	
	CLEC to CLEC Conversion Charge Without Outside Dispatch (UCL-ND)			UEQ	UREWO			14.26	7.42		26.94	12.76	
<b>UNBUNDLED EXCHANGE ACCESS LOOP</b>													
<b>2-WIRE ANALOG VOICE GRADE LOOP</b>													
	2 Wire Analog Voice Grade Loop-Service Level 1-Line Splitting-Zone 1		1	UEPSR UEPSB	UEALS		12.11	57.99	42.37		26.94	12.76	
	2 Wire Analog Voice Grade Loop-Service Level 1-Line Splitting-Zone 1		1	UEPSR UEPSB	UEABS		12.11	57.99	42.37		26.94	12.76	
	2 Wire Analog Voice Grade Loop- Service Level 1-Line Splitting-Zone 2		2	UEPSR UEPSB	UEALS		21.24	57.99	42.37		26.94	12.76	
	2 Wire Analog Voice Grade Loop- Service Level 1-Line Splitting-Zone 2		2	UEPSR UEPSB	UEABS		21.24	57.99	42.37		26.94	12.76	
	2 Wire Analog Voice Grade Loop-Service Level 1-Line Splitting-Zone 3		3	UEPSR UEPSB	UEALS		33.65	57.99	42.37		26.94	12.76	
	2 Wire Analog Voice Grade Loop-Service Level 1-Line Splitting-Zone 3		3	UEPSR UEPSB	UEABS		33.65	57.99	42.37		26.94	12.76	
<b>UNBUNDLED EXCHANGE ACCESS LOOP</b>													

**UNBUNDLED NETWORK ELEMENTS - North Carolina**

UNBUNDLED NETWORK ELEMENTS - North Carolina							Attachment: 2		Exhibit: B							
CATEGORY	RATE ELEMENTS	Interim	Zone	BCS	USOC	RATES (\$)	Svc Order Submitted Elec per LSR	Svc Order Submitted Manually per LSR	Incremental Charge - Manual Svc Order vs. Electronic-1st	Incremental Charge - Manual Svc Order vs. Electronic-Add'l	Incremental Charge - Manual Svc Order vs. Electronic-Disc 1st	Incremental Charge - Manual Svc Order vs. Electronic-Disc Add'l				
							Rec	Nonrecurring		Nonrecurring Disconnect		OSS Rates (\$)				
							First	Add'l	First	Add'l	SOMEc	SOMAN	SOMAN	SOMAN	SOMAN	SOMAN
<b>2-WIRE ANALOG VOICE GRADE LOOP</b>																
	2-Wire Analog Voice Grade Loop - Service Level 2 w/Loop or Ground Start Signaling - Zone 1		1	UEA	UEAL2	14.97	142.97	106.56					26.94	12.76		
	2-Wire Analog Voice Grade Loop - Service Level 2 w/Loop or Ground Start Signaling - Zone 2		2	UEA	UEAL2	25.93	142.97	106.56					26.94	12.76		
	2-Wire Analog Voice Grade Loop - Service Level 2 w/Loop or Ground Start Signaling - Zone 3		3	UEA	UEAL2	40.81	142.97	106.56					26.94	12.76		
	Order Coordination for Specified Conversion Time (per LSR)			UEA	OCOSL		45.34									
	2-Wire Analog Voice Grade Loop - Service Level 2 w/Reverse Battery Signaling - Zone 1		1	UEA	UEAR2	14.97	142.97	106.56					26.94	12.76		
	2-Wire Analog Voice Grade Loop - Service Level 2 w/Reverse Battery Signaling - Zone 2		2	UEA	UEAR2	25.93	142.97	106.56					26.94	12.76		
	2-Wire Analog Voice Grade Loop - Service Level 2 w/Reverse Battery Signaling - Zone 3		3	UEA	UEAR2	40.81	142.97	106.56					26.94	12.76		
	Order Coordination for Specified Conversion Time (per LSR)			UEA	OCOSL		45.34									
	CLEC to CLEC Conversion Charge without outside dispatch			UEA	UREWO		87.64	36.33					26.94	12.76		
	Loop Tagging - Service Level 2 (SL2)			UEA	URETL		10.45	1.03					26.94	12.76		
<b>4-WIRE ANALOG VOICE GRADE LOOP</b>																
	4-Wire Analog Voice Grade Loop - Zone 1		1	UEA	UEAL4	21.32	288.47	237.45					26.94	12.76		
	4-Wire Analog Voice Grade Loop - Zone 2		2	UEA	UEAL4	36.27	288.47	237.45					26.94	12.76		
	4-Wire Analog Voice Grade Loop - Zone 3		3	UEA	UEAL4	56.57	288.47	237.45					26.94	12.76		
	Order Coordination for Specified Conversion Time (per LSR)			UEA	OCOSL		45.34									
	CLEC to CLEC Conversion Charge without outside dispatch			UEA	UREWO		87.64	36.33					26.94	12.76		
<b>2-WIRE ISDN DIGITAL GRADE LOOP</b>																
	2-Wire ISDN Digital Grade Loop - Zone 1		1	UDN	U1L2X	19.42	325.91	251.31					26.94	12.76		
	2-Wire ISDN Digital Grade Loop - Zone 2		2	UDN	U1L2X	32.88	325.91	251.31					26.94	12.76		
	2-Wire ISDN Digital Grade Loop - Zone 3		3	UDN	U1L2X	51.14	325.91	251.31					26.94	12.76		
	Order Coordination For Specified Conversion Time (per LSR)			UDN	OCOSL		45.34									
	CLEC to CLEC Conversion Charge without outside dispatch			UDN	UREWO		91.55	44.12					26.94	12.76		
<b>2-WIRE Universal Digital Channel (UDC) COMPATIBLE LOOP</b>																
	2-Wire Universal Digital Channel (UDC) Compatible Loop - Zone 1		1	UDC	UDC2X	19.42	325.91	251.31					26.94	12.76		
	2-Wire Universal Digital Channel (UDC) Compatible Loop - Zone 2		2	UDC	UDC2X	32.88	325.91	251.31					26.94	12.76		
	2-Wire Universal Digital Channel (UDC) Compatible Loop - Zone 3		3	UDC	UDC2X	51.14	325.91	251.31					26.94	12.76		
	CLEC to CLEC Conversion Charge without outside dispatch			UDC	UREWO		91.55	44.12					26.94	12.76		
<b>2-WIRE ASYMMETRICAL DIGITAL SUBSCRIBER LINE (ADSL) COMPATIBLE LOOP</b>																
	2 Wire Unbundled ADSL Loop including manual service inquiry & facility reservation - Zone 1		1	UAL	UAL2X	11.00	264.71	145.60								
	2 Wire Unbundled ADSL Loop including manual service inquiry & facility reservation - Zone 2		2	UAL	UAL2X	18.39	264.71	145.60								
	2 Wire Unbundled ADSL Loop including manual service inquiry & facility reservation - Zone 3		3	UAL	UAL2X	28.42	264.71	145.60								
	Order Coordination for Specified Conversion Time (per LSR)			UAL	OCOSL		45.34									
	2 Wire Unbundled ADSL Loop without manual service inquiry & facility reservaton - Zone 1		1	UAL	UAL2W	11.00	190.25	114.82					26.94	12.76		
	2 Wire Unbundled ADSL Loop without manual service inquiry & facility reservaton - Zone 2		2	UAL	UAL2W	18.39	190.25	114.82					26.94	12.76		
	2 Wire Unbundled ADSL Loop without manual service inquiry & facility reservaton - Zone 3		3	UAL	UAL2W	28.42	190.25	114.82					26.94	12.76		
	Order Coordination for Specified Conversion Time (per LSR)			UAL	OCOSL		45.34									
	CLEC to CLEC Conversion Charge without outside dispatch			UAL	UREWO		86.12	40.36					26.94	12.76		
<b>2-WIRE HIGH BIT RATE DIGITAL SUBSCRIBER LINE (HDSL) COMPATIBLE LOOP</b>																
	2 Wire Unbundled HDSL Loop including manual service inquiry & facility reservation - Zone 1		1	UHL	UHL2X	9.01	284.74	163.54					0.00	0.00		
	2 Wire Unbundled HDSL Loop including manual service inquiry & facility reservation - Zone 2		2	UHL	UHL2X	14.87	284.74	163.54					0.00	0.00		

**UNBUNDLED NETWORK ELEMENTS - North Carolina**

UNBUNDLED NETWORK ELEMENTS - North Carolina							Attachment: 2		Exhibit: B										
CATEGORY	RATE ELEMENTS	Interim	Zone	BCS	USOC	RATES (\$)	Svc Order Submitted Elec per LSR	Svc Order Submitted Manually per LSR	Incremental Charge - Manual Svc Order vs. Electronic-1st	Incremental Charge - Manual Svc Order vs. Electronic-Add'l	Incremental Charge - Manual Svc Order vs. Electronic-Disc 1st	Incremental Charge - Manual Svc Order vs. Electronic-Disc Add'l							
													Rec	Nonrecurring		Nonrecurring Disconnect		OSS Rates (\$)	
	2 Wire Unbundled HDSL Loop including manual service inquiry & facility reservation - Zone 3		3	UHL	UHL2X	22.82	284.74	163.54			0.00	0.00							
	Order Coordination for Specified Conversion Time (per LSR)			UHL	OCOSL		45.34												
	2 Wire Unbundled HDSL Loop without manual service inquiry and facility reservation - Zone 1		1	UHL	UHL2W	9.01	207.48	132.05			26.94	12.76							
	2 Wire Unbundled HDSL Loop without manual service inquiry and facility reservation - Zone 2		2	UHL	UHL2W	14.87	207.48	132.05			26.94	12.76							
	2 Wire Unbundled HDSL Loop without manual service inquiry and facility reservation - Zone 3		3	UHL	UHL2W	22.82	207.48	132.05			26.94	12.76							
	Order Coordination for Specified Conversion Time (per LSR)			UHL	OCOSL		45.34												
	CLEC to CLEC Conversion Charge without outside dispatch			UHL	UREWO		86.06	40.36			26.94	12.76							
<b>4-WIRE HIGH BIT RATE DIGITAL SUBSCRIBER LINE (HDSL) COMPATIBLE LOOP</b>																			
	4 Wire Unbundled HDSL Loop including manual service inquiry and facility reservation - Zone 1		1	UHL	UHL4X	10.62	341.65	220.45											
	4-Wire Unbundled HDSL Loop including manual service inquiry and facility reservation - Zone 2		2	UHL	UHL4X	17.67	341.65	220.45											
	4-Wire Unbundled HDSL Loop including manual service inquiry and facility reservation - Zone 3		3	UHL	UHL4X	27.24	341.65	220.45											
	Order Coordination for Specified Conversion Time (per LSR)			UHL	OCOSL		45.34												
	4-Wire Unbundled HDSL Loop without manual service inquiry and facility reservation - Zone 1		1	UHL	UHL4W	10.62	264.39	188.96			26.94	12.76							
	4-Wire Unbundled HDSL Loop without manual service inquiry and facility reservation - Zone 2		2	UHL	UHL4W	17.67	264.39	188.96			26.94	12.76							
	4-Wire Unbundled HDSL Loop without manual service inquiry and facility reservation - Zone 3		3	UHL	UHL4W	27.24	264.39	188.96			26.94	12.76							
	Order Coordination for Specified Conversion Time (per LSR)			UHL	OCOSL		45.34												
	CLEC to CLEC Conversion Charge without outside dispatch			UHL	UREWO		86.06	40.36			26.94	12.76							
<b>4-WIRE DS1 DIGITAL LOOP</b>																			
	4-Wire DS1 Digital Loop - Zone 1		1	USL	USLXX	47.60	714.84	421.47			42.19	12.76							
	4-Wire DS1 Digital Loop - Zone 2		2	USL	USLXX	84.36	714.84	421.47			42.19	12.76							
	4-Wire DS1 Digital Loop - Zone 3		3	USL	USLXX	134.29	714.84	421.47			42.19	12.76							
	Order Coordination for Specified Conversion Time (per LSR)			USL	OCOSL		48.31												
	CLEC to CLEC Conversion Charge without outside dispatch			USL	UREWO		100.99	43.00			26.94	12.76							
<b>4-WIRE 19.2, 56 OR 64 KBPS DIGITAL GRADE LOOP</b>																			
	4 Wire Unbundled Digital 19.2 Kbps		1	UDL	UDL19	25.32	489.04	337.51			26.94	12.76							
	4 Wire Unbundled Digital 19.2 Kbps		2	UDL	UDL19	43.11	489.04	337.51			26.94	12.76							
	4 Wire Unbundled Digital 19.2 Kbps		3	UDL	UDL19	67.26	489.04	337.51			26.94	12.76							
	4 Wire Unbundled Digital Loop 56 Kbps - Zone 1		1	UDL	UDL56	25.32	489.04	337.51			26.94	12.76							
	4 Wire Unbundled Digital Loop 56 Kbps - Zone 2		2	UDL	UDL56	43.11	489.04	337.51			26.94	12.76							
	4 Wire Unbundled Digital Loop 56 Kbps - Zone 3		3	UDL	UDL56	67.26	489.04	337.51			26.94	12.76							
	Order Coordination for Specified Conversion Time (per LSR)			UDL	OCOSL		45.34												
	4 Wire Unbundled Digital Loop 64 Kbps - Zone 1		1	UDL	UDL64	25.32	489.04	337.51			26.94	12.76							
	4 Wire Unbundled Digital Loop 64 Kbps - Zone 2		2	UDL	UDL64	43.11	489.04	337.51			26.94	12.76							
	4 Wire Unbundled Digital Loop 64 Kbps - Zone 3		3	UDL	UDL64	67.26	489.04	337.51			26.94	12.76							
	Order Coordination for Specified Conversion Time (per LSR)			UDL	OCOSL		45.34												
	CLEC to CLEC Conversion Charge without outside dispatch			UDL	UREWO		102.03	49.70			26.94	12.76							
<b>2-WIRE Unbundled COPPER LOOP</b>																			
	2-Wire Unbundled Copper Loop/Short including manual service inquiry & facility reservation - Zone 1		1	UCL	UCLPB	13.26	262.86	143.75											
	2-Wire Unbundled Copper Loop/Short including manual service inquiry & facility reservation - Zone 2		2	UCL	UCLPB	22.39	262.86	143.75											
	2 Wire Unbundled Copper Loop/Short including manual service inquiry & facility reservation - Zone 3		3	UCL	UCLPB	34.80	262.86	143.75											
	Order Coordination for Unbundled Copper Loops (per loop)			UCL	UCLMC		61.38	61.38											
	2-Wire Unbundled Copper Loop/Short without manual service inquiry and facility reservation - Zone 1		1	UCL	UCLPW	13.26	188.39	112.96			26.94	12.76							
	2-Wire Unbundled Copper Loop/Short without manual service inquiry and facility reservation - Zone 2		2	UCL	UCLPW	22.39	188.39	112.96			26.94	12.76							

UNBUNDLED NETWORK ELEMENTS - North Carolina										Attachment: 2		Exhibit: B				
CATEGORY	RATE ELEMENTS	Interim	Zone	BCS	USOC	RATES (\$)				Svc Order Submitted Elec per LSR	Svc Order Submitted Manually per LSR	Incremental Charge - Manual Svc Order vs. Electronic-1st	Incremental Charge - Manual Svc Order vs. Electronic-Add'l	Incremental Charge - Manual Svc Order vs. Electronic-Disc 1st	Incremental Charge - Manual Svc Order vs. Electronic-Disc Add'l	
						Rec	Nonrecurring		Nonrecurring Disconnect							OSS Rates (\$)
							First	Add'l	First	Add'l	SOMEc	SOMAN	SOMAN	SOMAN	SOMAN	SOMAN
	2-Wire Unbundled Copper Loop/Short without manual service inquiry and facility reservation - Zone 3		3	UCL	UCLPW	34.80	188.39	112.96					26.94	12.76		
	Order Coordination for Unbundled Copper Loops (per loop)			UCL	UCLMC		61.38	61.38								
	2-Wire Unbundled Copper Loop/Long - includes manual svc. inquiry and facility reservation - Zone 1		1	UCL	UCL2L	13.26	262.86	143.75								
	2-Wire Unbundled Copper Loop/Long - includes manual svc. inquiry and facility reservation - Zone 2		2	UCL	UCL2L	22.39	262.86	143.75								
	2-Wire Unbundled Copper Loop/Long - includes manual svc. inquiry and facility reservation - Zone 3		3	UCL	UCL2L	34.80	262.86	143.75								
	Order Coordination for Unbundled Copper Loops (per loop)			UCL	UCLMC		61.38	61.38								
	2-Wire Unbundled Copper Loop/Long - without manual service inquiry and facility reservation - Zone 1		1	UCL	UCL2W	13.26	188.39	112.96					26.94	12.76		
	2-Wire Unbundled Copper Loop/Long - without manual service inquiry and facility reservation - Zone 2		2	UCL	UCL2W	22.39	188.39	112.96					26.94	12.76		
	2-Wire Unbundled Copper Loop/Long - without manual service inquiry and facility reservation - Zone 3		3	UCL	UCL2W	34.80	188.39	112.96					26.94	12.76		
	Order Coordination for Unbundled Copper Loops (per loop)			UCL	UCLMC		61.38	61.38								
	CLEC to CLEC Conversion Charge without outside dispatch (UCL-Des)			UCL	UREWO		97.14	42.44					26.94	12.76		
	<b>4-WIRE COPPER LOOP</b>															
	4-Wire Copper Loop/Short - including manual service inquiry and facility reservation - Zone 1		1	UCL	UCL4S	17.36	311.03	191.93								
	4-Wire Copper Loop/Short - including manual service inquiry and facility reservation - Zone 2		2	UCL	UCL4S	29.61	311.03	191.93								
	4-Wire Copper Loop/Short - including manual service inquiry and facility reservation - Zone 3		3	UCL	UCL4S	46.26	311.03	191.93								
	Order Coordination for Unbundled Copper Loops (per loop)			UCL	UCLMC		61.38	61.38								
	4-Wire Copper Loop/Short - without manual service inquiry and facility reservation - Zone 1		1	UCL	UCL4W	17.36	236.57	161.14					26.94	12.76		
	4-Wire Copper Loop/Short - without manual service inquiry and facility reservation - Zone 2		2	UCL	UCL4W	29.61	236.57	161.14					26.94	12.76		
	4-Wire Copper Loop/Short - without manual service inquiry and facility reservation - Zone 3		3	UCL	UCL4W	46.26	236.57	161.14					26.94	12.76		
	Order Coordination for Unbundled Copper Loops (per loop)			UCL	UCLMC		61.38	61.38								
	4-Wire Unbundled Copper Loop/Long - includes manual svc. inquiry and facility reservation - Zone 1		1	UCL	UCL4L	17.36	311.03	191.93								
	4-Wire Unbundled Copper Loop/Long - includes manual svc. inquiry and facility reservation - Zone 2		2	UCL	UCL4L	29.61	311.03	191.93								
	4-Wire Unbundled Copper Loop/Long - includes manual svc. inquiry and facility reservation - Zone 3		3	UCL	UCL4L	46.26	311.03	191.93								
	Order Coordination for Unbundled Copper Loops (per loop)			UCL	UCLMC		61.38	61.38								
	4-Wire Unbundled Copper Loop/Long - without manual svc. inquiry and facility reservation - Zone 1		1	UCL	UCL4O	17.36	236.57	161.14					26.94	12.76		
	4-Wire Unbundled Copper Loop/Long - without manual svc. inquiry and facility reservation - Zone 2		2	UCL	UCL4O	29.61	236.57	161.14					26.94	12.76		
	4-Wire Unbundled Copper Loop/Long - without manual svc. inquiry and facility reservation - Zone 3		3	UCL	UCL4O	46.26	236.57	161.14					26.94	12.76		
	Order Coordination for Unbundled Copper Loops (per loop)			UCL	UCLMC		61.38	61.38								
	CLEC to CLEC Conversion Charge without outside dispatch (UCL-Des)			UCL	UREWO		97.14	42.44								
	<b>LOOP MODIFICATION</b>															
	Unbundled Loop Modification, Removal of Load Coils - 2 Wire pair less than or equal to 18k ft			UAL, UHL, UCL, UEQ, ULS, UEA, UEANL, UEPSR, UEPSB	ULM2L		21.24	21.24								
	Unbundled Loop Modification, Removal of Load Coils - 2 wire greater than 18k ft			UCL, ULS, UEQ	ULM2G		119.24	119.24								
	Unbundled Loop Modification Removal of Load Coils - 4 Wire less than or equal to 18K ft			UHL, UCL	ULM4L		21.24	21.24								

UNBUNDLED NETWORK ELEMENTS - North Carolina											Attachment: 2		Exhibit: B							
CATEGORY	RATE ELEMENTS	Interim	Zone	BCS	USOC	RATES (\$)	Svc Order Submitted Elec per LSR	Svc Order Submitted Manually per LSR	Incremental Charge - Manual Svc Order vs. Electronic-1st	Incremental Charge - Manual Svc Order vs. Electronic-Add'l	Incremental Charge - Manual Svc Order vs. Electronic-Disc 1st	Incremental Charge - Manual Svc Order vs. Electronic-Disc Add'l	OSS Rates (\$)							
													Rec	Nonrecurring		Nonrecurring Disconnect		SOMEC	SOMAN	SOMAN
													First	Add'l	First	Add'l				
	Unbundled Loop Modification Removal of Load Coils - 4 Wire pair greater than 18k ft			UCL	ULM4G								119.24	119.24						
	Unbundled Loop Modification Removal of Bridged Tap Removal, per unbundled loop			UAL, UHL, UCL, UEQ, ULS, UEA, UEANL, UEPSR, UEPSB	ULMBT								24.84	24.84						
<b>SUB-LOOPS</b>	<b>Sub-Loop Distribution</b>																			
	Sub-Loop - Per Cross Box Location - CLEC Feeder Facility Set-Up	I		UEANL	USBSA								373.57							
	Sub-Loop - Per Cross Box Location - Per 25 Pair Panel Set-Up	I		UEANL	USBSB								33.78							
	Sub-Loop - Per Building Equipment Room - CLEC Feeder Facility Set-Up	I		UEANL	USBSC								234.76							
	Sub-Loop - Per Building Equipment Room - Per 25 Pair Panel Set-Up	I		UEANL	USBSD								81.05							
	Sub-Loop Distribution Per 2-Wire Analog Voice Grade Loop - Zone 1	I	1	UEANL	USBN2	7.31							126.03	54.54				26.94	12.76	
	Sub-Loop Distribution Per 2-Wire Analog Voice Grade Loop - Zone 2	I	2	UEANL	USBN2	11.93							126.03	54.54				26.94	12.76	
	Sub-Loop Distribution Per 2-Wire Analog Voice Grade Loop - Zone 3	I	3	UEANL	USBN2	18.20							126.03	54.54				26.94	12.76	
	Order Coordination for Unbundled Sub-Loops, per sub-loop pair			UEANL	USBMC								61.38	61.38						
	Sub-Loop Distribution Per 4-Wire Analog Voice Grade Loop - Zone 1		1	UEANL	USBN4	8.44							156.52	79.66				26.94	12.76	
	Sub-Loop Distribution Per 4-Wire Analog Voice Grade Loop - Zone 2		2	UEANL	USBN4	13.81							156.52	79.66				26.94	12.76	
	Sub-Loop Distribution Per 4-Wire Analog Voice Grade Loop - Zone 3		3	UEANL	USBN4	21.10							156.52	79.66				26.94	12.76	
	Order Coordination for Unbundled Sub-Loops, per sub-loop pair			UEANL	USBMC								61.38	61.38						
	Sub-Loop 2-Wire IntraBuilding Network Cable (INC)	I		UEANL	USBR2	2.79							114.05	37.20				26.94	12.76	
	Order Coordination for Unbundled Sub-Loops, per sub-loop pair			UEANL	USBMC								61.38	61.38						
	Sub-Loop 4-Wire IntraBuilding Network Cable (INC)	I		UEANL	USBR4	3.74							127.67	50.82				26.94	12.76	
	Order Coordination for Unbundled Sub-Loops, per sub-loop pair			UEANL	USBMC								61.38	61.38						
	2 Wire Copper Unbundled Sub-Loop Distribution - Zone 1	I	1	UEF	UCS2X	6.10							137.10	60.24				26.94	12.76	
	2 Wire Copper Unbundled Sub-Loop Distribution - Zone 2	I	2	UEF	UCS2X	9.70							137.10	60.24				26.94	12.76	
	2 Wire Copper Unbundled Sub-Loop Distribution - Zone 3	I	3	UEF	UCS2X	14.59							137.10	60.24				26.94	12.76	
	Order Coordination for Unbundled Sub-Loops, per sub-loop pair			UEF	USBMC								61.38	61.38						
	4 Wire Copper Unbundled Sub-Loop Distribution - Zone 1	I	1	UEF	UCS4X	6.58							162.24	85.38				26.94	12.76	
	4 Wire Copper Unbundled Sub-Loop Distribution - Zone 2	I	2	UEF	UCS4X	10.51							162.24	85.38				26.94	12.76	
	4 Wire Copper Unbundled Sub-Loop Distribution - Zone 3	I	3	UEF	UCS4X	15.84							162.24	85.38				26.94	12.76	
	Order Coordination for Unbundled Sub-Loops, per sub-loop pair			UEF	USBMC								61.38	61.38						
	<b>Unbundled Sub-Loop Modification</b>																			
	Unbundled Sub-Loop Modification - 2-W Copper Dist Load Coil/Equip Removal per 2-W PR			UEF	ULM2X								124.51	1.82				26.94	12.76	
	Unbundled Sub-loop Modification - 4-W Copper Dist Load Coil/Equip Removal per 4-W PR			UEF	ULM4X								124.51	1.82				26.94	12.76	
	Unbundled Sub-loop Modification - 2-w/4-w Copper Dist Bridged Tap Removal, per PR unloaded			UEF	ULM4T								249.25	47.30				26.94	12.76	
	<b>Unbundled Network Terminating Wire (UNTW)</b>																			
	Unbundled Network Terminating Wire (UNTW) per Pair			UENTW	UENPP	0.4351							64.98							
	<b>Network Interface Device (NID)</b>																			
	Network Interface Device (NID) - 1-2 lines	I		UENTW	UND12								86.37	56.69				26.94	12.76	

UNBUNDLED NETWORK ELEMENTS - North Carolina												Attachment: 2		Exhibit: B	
CATEGORY	RATE ELEMENTS	Interim	Zone	BCS	USOC	RATES (\$)	Svc Order Submitted Elec per LSR	Svc Order Submitted Manually per LSR	Incremental Charge - Manual Svc Order vs. Electronic-1st	Incremental Charge - Manual Svc Order vs. Electronic-Add'l	Incremental Charge - Manual Svc Order vs. Electronic-Disc 1st	Incremental Charge - Manual Svc Order vs. Electronic-Disc Add'l	OSS Rates (\$)		
													Rec	Nonrecurring First	Nonrecurring Add'l
	Network Interface Device (NID) - 1-6 lines	I		UENTW	UND16									26.94	12.76
	Network Interface Device Cross Connect - 2 W	I		UENTW	UNDC2									26.94	12.76
	Network Interface Device Cross Connect - 4W	I		UENTW	UNDC4									26.94	12.76
<b>SUB-LOOPS</b>															
<b>Sub-Loop Feeder</b>															
	USL-Feeder, DS0 Set-up per Cross Box location - CLEC Distribution Facility set-up			UEA, UDN,UCL,UDL,UDC	USBFW										
	USL Feeder - DS0 Set-up per Cross Box location - per 25 pair set-up			UEA, UDN,UCL,UDL,UDC	USBFX									33.78	33.78
	USL Feeder DS1 Set-up at DSX location, per DS1 termination			USL	USBFZ									523.51	11.31
	Unbundled Sub-Loop Feeder Loop, 2 Wire Ground Start, Voice Grade - Zone 1		1	UEA	USBFA	10.41								122.52	46.61
	Unbundled Sub-Loop Feeder Loop, 2 Wire Ground-Start, Voice Grade - Zone 2		2	UEA	USBFA	17.31								122.52	46.61
	Unbundled Sub-Loop Feeder Loop, Per 2 Wire Ground-Start, Voice Grade - Zone 3		3	UEA	USBFA	26.67								122.52	46.61
	Order Coordination for Specified Conversion Time, per LSR			UEA	OCOSL									45.34	
	Unbundled Sub-Loop Feeder Loop, 2 Wire Loop-Start, Voice Grade - Zone 1		1	UEA	USBFB	10.41								122.52	46.61
	Unbundled Sub-Loop Feeder Loop, 2 Wire Loop-Start, Voice Grade - Zone 2		2	UEA	USBFB	17.31								122.52	46.61
	Unbundled Sub-Loop Feeder Loop, 2 Wire Start Loop, Voice Grade - Zone 3		3	UEA	USBFB	26.67								122.52	46.61
	Order Coordination for Specified Time Conversion, per LSR			UEA	OCOSL									45.34	
	Unbundled Sub-Loop Feeder Loop, 2 Wire Reverse Battery, Voice Grade - Zone 1		1	UEA	USBFC	10.41								122.52	46.61
	Unbundled Sub-Loop Feeder Loop, 2 Wire Reverse Battery, Voice Grade - Zone 2		2	UEA	USBFC	17.31								122.52	46.61
	Unbundled Sub-Loop Feeder Loop, 2 Wire Analog Reverse Battery, Voice Grade - Zone 3		3	UEA	USBFC	26.67								122.52	46.61
	Order Coordination For Specified Conversion Time, per LSR			UEA	OCOSL									45.34	
	Unbundled Sub-Loop Feeder Loop, 4 Wire Ground-Start, Voice Grade - Zone 1		1	UEA	USBFD	19.96								226.36	144.28
	Unbundled Sub-Loop Feeder Loop, 4 Wire Ground-Start, Voice Grade - Zone 2		2	UEA	USBFD	33.91								226.36	144.28
	Unbundled Sub-Loop Feeder Loop, 4 Wire Ground Start, Voice Grade - Zone 3		3	UEA	USBFD	52.85								226.36	144.28
	Order Coordination For Specified Conversion Time, Per LSR			UEA	OCOSL									45.34	
	Unbundled Sub-Loop Feeder Loop, 4 Wire Loop-Start, Voice Grade - Zone 1		1	UEA	USBFE	19.96								226.36	144.28
	Unbundled Sub-Loop Feeder Loop, 4 Wire Loop-Start, Voice Grade - Zone 2		2	UEA	USBFE	33.91								226.36	144.28
	Unbundled Sub-Loop Feeder Loop, 4 Wire Loop-Start, Voice Grade - Zone 3		3	UEA	USBFE	52.85								226.36	144.28
	Order Coordination For Specified Conversion Time, Per LSR			UEA	OCOSL									45.34	
	Unbundled Sub-Loop Feeder Loop, 2 Wire ISDN BRI - Zone 1		1	UDN	USBFF	17.24								202.01	105.88
	Unbundled Sub-Loop Feeder Loop, 2-Wire ISDN BRI - Zone 2		2	UDN	USBFF	29.17								202.01	105.88
	Unbundled Sub-Loop Feeder Loop, 2-Wire ISDN BRI - Zone 3		3	UDN	USBFF	45.37								202.01	105.88
	Order Coordination For Specified Conversion Time, Per LSR			UDN	OCOSL									45.34	
	Unbundled Sub-Loop Feeder, 2 Wire UDC (IDSL compatible)		1	UDC	USBFS	17.24								202.01	105.88
	Unbundled Sub-Loop Feeder, 2 Wire UDC (IDSL compatible)		2	UDC	USBFS	29.17								202.01	105.88
	Unbundled Sub-Loop Feeder, 2 Wire UDC (IDSL compatible)		3	UDC	USBFS	45.37								202.01	105.88
	Unbundled Sub-Loop Feeder Loop, 4-Wire DS1 - Zone 1		1	USL	USBFG	35.65								393.01	153.37
	Unbundled Sub-Loop Feeder Loop, 4-Wire DS1 - Zone 2		2	USL	USBFG	63.18								393.01	153.37
	Unbundled Sub-Loop Feeder Loop, 4-Wire DS1 - Zone 3		3	USL	USBFG	100.58								393.01	153.37
	Order Coordination For Specified Conversion Time, Per LSR			USL	OCOSL									48.31	
	Unbundled Sub-Loop Feeder, 2-Wire Copper Loop - Zone 1		1	UCL	USBFH	9.14								172.89	90.81
	Unbundled Sub-Loop Feeder Loop, 2-Wire Copper Loop - Zone 2		2	UCL	USBFH	14.90								172.89	90.81



UNBUNDLED NETWORK ELEMENTS - North Carolina										Attachment: 2		Exhibit: B								
CATEGORY	RATE ELEMENTS	Interim	Zone	BCS	USOC	RATES (\$)	Svc Order Submitted Elec per LSR	Svc Order Submitted Manually per LSR	Incremental Charge - Manual Svc Order vs. Electronic-1st	Incremental Charge - Manual Svc Order vs. Electronic-Add'l	Incremental Charge - Manual Svc Order vs. Electronic-Disc 1st	Incremental Charge - Manual Svc Order vs. Electronic-Disc Add'l	OSS Rates (\$)							
													Rec	Nonrecurring First	Nonrecurring Add'l	Nonrecurring Disconnect First	Nonrecurring Disconnect Add'l	SOMEc	SOMAN	SOMAN
	Unbundled Loop Concentration - TEST CIRCUIT Card			ULC	UCTTC	37.98														
	Unbundled Loop Concentration - Digital 19.2 Kbps Data Loop Interface			UDL	ULCC7	11.51														
	Unbundled Loop Concentration - Digital 56 Kbps Data Loop Interface			UDL	ULCC5	11.51														
	Unbundled Loop Concentration - Digital 64 Kbps Data Loop Interface			UDL	ULCC6	11.51														
<b>UNE OTHER, PROVISIONING ONLY - NO RATE</b>																				
	NID - Dispatch and Service Order for NID installation			UENTW	UNDBX	0.00														
	UNTW Circuit Id Establishment, Provisioning Only - No Rate			UENTW	UENCE	0.00														
	Unbundled Contract Name, Provisioning Only - No Rate			UEANL,UEF,UEQ,UENTW	UNECN	0.00														
<b>UNE OTHER, PROVISIONING ONLY - NO RATE</b>																				
	Unbundled Contact Name, Provisioning Only - no rate			UAL,UCL,UDC,UDL,UDN,UEA,UHL,ULC	UNECN	0.00														
	Unbundled Sub-Loop Feeder-2 Wire Cross Box Jumper - no rate			UEA,UDN,UCL,UDC	USBFQ	0.00														
	Unbundled Sub-Loop Feeder-4 Wire Cross Box Jumper - no rate			UEA,USL,UCL,UDL	USBFR	0.00														
	Unbundled DS1 Loop - Superframe Format Option - no rate			USL	CCOSF	0.00														
	Unbundled DS1 Loop - Expanded Superframe Format option - no rate			USL	CCOEF	0.00														
<b>HIGH CAPACITY UNBUNDLED LOCAL LOOP</b>																				
<b>NOTE: minimum billing period of three months for DS3 and above Local Loop</b>																				
	High Capacity Unbundled Local Loop - DS3 - Per Mile per month			UE3	1L5ND	13.33														
	High Capacity Unbundled Local Loop - DS3 - Facility Termination per month			UE3	UE3PX	450.69			1,071.00	646.12				53.48		53.48				
	High Capacity Unbundled Local Loop - STS-1 - Per Mile per month			UDLSX	1L5ND	13.33														
	High Capacity Unbundled Local Loop - STS-1 - Facility Termination per month			UDLSX	UDLS1	464.26			1,071.00	646.12				53.48		53.48				
<b>LOOP MAKE-UP</b>																				
	Loop Makeup - Preordering Without Reservation, per working or spare facility queried (Manual).			UMK	UMKLV				55.44	55.44										
	Loop Makeup - Preordering With Reservation, per spare facility queried (Manual).			UMK	UMKLP				55.73	55.73										
	Loop Makeup--With or Without Reservation, per working or spare facility queried (Mechanized)			UMK	PSUMK				0.6960821	0.6960821										
<b>HIGH FREQUENCY SPECTRUM</b>																				
<b>LINE SHARING</b>																				
<b>SPLITTERS-CENTRAL OFFICE BASED</b>																				
	Line Sharing Splitter, per System 96 Line Capacity			ULS	ULSDA	181.18			631.54	0.00				26.94		12.76				
	Line Sharing Splitter, per System 24 Line Capacity			ULS	ULSDB	38.99			631.54	0.00				26.94		12.76				
	Line Sharing Splitter, Per System, 8 Line Capacity			ULS	ULSD8	12.73			424.61	0.00				26.94		12.76				
	Line Sharing-DLEC Owned Splitter in CO-CFA activation-deactivation (per LSOD)			ULS	ULSDG				146.32	31.27				26.94		12.76				
<b>END USER ORDERING-CENTRAL OFFICE BASED-HIGH FREQUENCY SPECTRUM AKA LINE SHARING</b>																				
	Line Sharing - per Line Activation (BST Owned Splitter)			ULS	ULSDC	0.61			54.71	28.77				26.94		12.76				
	Line Sharing - per Subsequent Activity per Line Rearrangement(BST Owned Splitter)			ULS	ULSDS				35.42	16.57				26.94		12.76				
	Line Sharing - per Subsequent Activity per Line Rearrangement(DLEC Owned Splitter)			ULS	ULSCS				35.14	16.29				26.94		12.76				
	Line Sharing - per Line Activation (DLEC owned Splitter)		I	ULS	ULSCC	0.61			47.44	19.31				26.94		12.76				
<b>LINE SPLITTING</b>																				
<b>END USER ORDERING-CENTRAL OFFICE BASED</b>																				
	Line Splitting - per line activation DLEC owned splitter		I	UEPSR UEPSB	UREOS	0.61														
	Line Splitting - per line activation BST owned - physical		I	UEPSR UEPSB	UREBP	0.61			56.92	28.59				26.94		12.76				



UNBUNDLED NETWORK ELEMENTS - North Carolina							Attachment: 2		Exhibit: B							
CATEGORY	RATE ELEMENTS	Interim	Zone	BCS	USOC	RATES (\$)	Svc Order Submitted Elec per LSR	Svc Order Submitted Manually per LSR	Incremental Charge - Manual Svc Order vs. Electronic-1st	Incremental Charge - Manual Svc Order vs. Electronic-Add'l	Incremental Charge - Manual Svc Order vs. Electronic-Disc 1st	Incremental Charge - Manual Svc Order vs. Electronic-Disc Add'l				
													Rec	Nonrecurring		Nonrecurring Disconnect
							First	Add'l	First	Add'l	SOMEK	SOMAN	SOMAN	SOMAN	SOMAN	
	Line Splitting - per line activation BST owned - virtual	I		UEPSR UEPSB	UREBV	0.61	56.92	28.59					26.94	12.76		
	<b>REMOTE SITE HIGH FREQUENCY SPECTRUM</b>															
	<b>SPLITTERS-REMOTE SITE</b>															
	Remote Site Line Share BellSouth Owned Splitter, 24 Port	I		ULS	ULSRB	54.47	113.79	0.00					26.94	12.76		
	Remote Site Line Share Cable Pair Activation CLEC Owned at RS and Deactivation	I		ULS	ULSTG		74.38	0.00					26.94	12.76		
	<b>END USER ORDERING-REMOTE SITE HIGH FREQUENCY SPECTRUM AKA REMOTE SITE LINE SHARING</b>															
	Remote Site Line Share Line Activation for End User Served at RS, BST Splitter	I		ULS	ULSRC	0.61	56.92	28.59					26.94	12.76		
	RS Line Share Line Activation for End User served at RS, CLEC Splitter	I		ULS	ULSTC	0.61	56.92	28.59					26.94	12.76		
	Remote Site Line Share Subsequent Activity-RS BST Owned Splitter	I		ULS	ULSRS		48.71	17.67					26.94	12.76		
	Remote Site Line Share Subsequent Activity-RS CLEC Owned Splitter	I		ULS	ULSTS		48.71	17.67					26.94	12.76		
	<b>UNBUNDLED DEDICATED TRANSPORT</b>															
	<b>NOTE: INTEROFFICE CHANNEL DEDICATED TRANSPORT - minimum billing period - below DS3=one month, above DS3=four months</b>															
	<b>INTEROFFICE CHANNEL - DEDICATED TRANSPORT</b>															
	Interoffice Channel - Dedicated Transport - 2-Wire Voice Grade - Per Mile per month			U1TVX	1L5XX	0.0125										
	Interoffice Channel - Dedicated Transport- 2- Wire Voice Grade - Facility Termination			U1TVX	U1TV2	18.00	137.48	52.58					38.07	38.07		
	Interoffice Channel - Dedicated Transport - 2-Wire Voice Grade Rev Bat. - Per Mile per month			U1TVX	1L5XX	0.0125										
	Interoffice Channel - Dedicated Transport- 2- Wire VG Rev Bat. - Facility Termination			U1TVX	U1TR2	18.00	137.48	52.58					38.07	38.07		
	Interoffice Channel - Dedicated Transport - 4-Wire Voice Grade - Per Mile per month			U1TVX	1L5XX	0.0125										
	Interoffice Channel - Dedicated Transport - 4- Wire Voice Grade - Facility Termination			U1TVX	U1TV4	22.16	106.11	65.95					22.32	22.32		
	Interoffice Channel - Dedicated Transport - 56 kbps - per mile per month			U1TDX	1L5XX	0.0282										
	Interoffice Channel - Dedicated Transport - 56 kbps - Facility Termination			U1TDX	U1TD5	17.40	137.48	52.58					38.07	38.07		
	Interoffice Channel - Dedicated Transport - 64 kbps - per mile per month			U1TDX	1L5XX	0.0282										
	Interoffice Channel - Dedicated Transport - 64 kbps - Facility Termination			U1TDX	U1TD6	17.40	137.48	52.58					38.07	38.07		
	Interoffice Channel - Dedicated Channel - DS1 - Per Mile per month			U1TD1	1L5XX	0.5753										
	Interoffice Channel - Dedicated Transport - DS1 - Facility Termination			U1TD1	U1TF1	71.29	217.17	163.75					38.07	38.07		
	Interoffice Channel - Dedicated Transport - DS3 - Per Mile per month			U1TD3	1L5XX	12.98										
	Interoffice Channel - Dedicated Transport - DS3 - Facility Termination per month			U1TD3	U1TF3	720.38	794.94	579.55					91.26	91.26		
	Interoffice Channel - Dedicated Transport - STS-1 - Per Mile per month			U1TS1	1L5XX	6.14										
	Interoffice Channel - Dedicated Transport - STS-1 - Facility Termination			U1TS1	U1TFS	790.37	642.23	408.89					53.48	53.48		
	<b>LOCAL CHANNEL - DEDICATED TRANSPORT</b>															
	<b>NOTE: LOCAL CHANNEL DEDICATED TRANSPORT - minimum billing period = below DS3=one month, above DS3=four months</b>															
	Local Channel - Dedicated - 2-Wire Voice Grade - Zone 1		1	ULDVX	ULDV2	11.24	553.80	89.69					42.17	12.76		
	Local Channel - Dedicated - 2-Wire Voice Grade - Zone 2		2	ULDVX	ULDV2	19.91	553.80	89.69					42.17	12.76		
	Local Channel - Dedicated - 2-Wire Voice Grade - Zone 3		3	ULDVX	ULDV2	31.70	553.80	89.69					42.17	12.76		
	Local Channel - Dedicated - 4-Wire Voice Grade - Zone 1		1	ULDVX	ULDV4	12.03	562.23	92.67					42.17	12.76		
	Local Channel - Dedicated - 4-Wire Voice Grade - Zone 2		2	ULDVX	ULDV4	21.33	562.23	92.67					42.17	12.76		
	Local Channel - Dedicated - 4-Wire Voice Grade - Zone 3		3	ULDVX	ULDV4	33.95	562.23	92.67					42.17	12.76		
	Local Channel - Dedicated - DS1 - Zone 1		1	ULDD1	ULDF1	27.05	534.48	462.69					86.15	1.77		

**UNBUNDLED NETWORK ELEMENTS - North Carolina**

CATEGORY	RATE ELEMENTS	Interim	Zone	BCS	USOC	RATES (\$)	Svc Order Submitted Elec per LSR	Svc Order Submitted Manually per LSR	Attachment: 2		Exhibit: B				
									Incremental Charge - Manual Svc Order vs. Electronic-1st	Incremental Charge - Manual Svc Order vs. Electronic-Add'l	Incremental Charge - Manual Svc Order vs. Electronic-Disc 1st	Incremental Charge - Manual Svc Order vs. Electronic-Disc Add'l			
									Rec	Nonrecurring		Nonrecurring Disconnect		OSS Rates (\$)	
	First	Add'l	First	Add'l	SOME	SOMAN	SOMAN	SOMAN	SOMAN	SOMAN					
	Local Channel - Dedicated - DS1 - Zone 2		2	ULDD1	ULDF1	47.94		534.48	462.69			86.15	1.77		
	Local Channel - Dedicated - DS1 - Zone 3		3	ULDD1	ULDF1	76.32		534.48	462.69			86.15	1.77		
	Local Channel - Dedicated - DS3 - Per Mile per month			ULDD3	1L5NC	0.9954									
	Local Channel - Dedicated - DS3 - Facility Termination			ULDD3	ULDF3	298.92		562.25	527.88			56.25	56.25		
	Local Channel - Dedicated - STS-1 - Per Mile per month			ULDS1	1L5NC	0.9954									
	Local Channel - Dedicated - STS-1 - Facility Termination			ULDS1	ULDFS	286.13		1,071.00	646.12			53.48	53.48		
<b>DARK FIBER</b>															
	Dark Fiber, Four Fiber Strands, Per Route Mile or Fraction Thereof per month - Local Channel			UDF	1L5DC	64.04									
	NRC Dark Fiber - Local Channel			UDF	UDFC4			1,347.00	279.87						
	Dark Fiber, Four Fiber Strands, Per Route Mile or Fraction Thereof per month - Interoffice Channel			UDF	1L5DF	27.71									
	NRC Dark Fiber - Interoffice Channel			UDF	UDF14			1,807.00	562.96						
	Dark Fiber, Four Fiber Strands, Per Route Mile or Fraction Thereof per month - Local Loop			UDF	1L5DL	64.04									
	NRC Dark Fiber - Local Loop			UDF	UDFL4			1,347.00	279.87						
<b>8XX ACCESS TEN DIGIT SCREENING</b>															
	8XX Access Ten Digit Screening, Per Call			OHD		0.0005									
	8XX Access Ten Digit Screening, Reservation Charge Per 8XX Number Reserved			OHD	N8R1X			7.05	0.96			26.94			
	8XX Access Ten Digit Screening, Per 8XX No. Established W/O POTS Translations			OHD				23.82	2.73			41.35			
	8XX Access Ten Digit Screening, Per 8XX No. Established With POTS Translations			OHD	N8FTX			23.82	2.73			41.35			
	8XX Access Ten Digit Screening, Customized Area of Service Per 8XX Number			OHD	N8FCX			5.63	2.82						
	8XX Access Ten Digit Screening, Multiple InterLATA CXR Routing Per CXR Requested Per 8XX No.			OHD	N8FMX			6.59	3.77						
	8XX Access Ten Digit Screening, Change Charge Per Request			OHD	N8FAX			8.01	0.96			26.94			
	8XX Access Ten Digit Screening, Call Handling and Destination Features			OHD	N8FDX			5.63							
<b>LINE INFORMATION DATA BASE ACCESS (LIDB)</b>															
	LIDB Common Transport Per Query			OQT		0.00003									
	LIDB Validation Per Query			OQU		0.0134									
	LIDB Originating Point Code Establishment or Change			OQT, OQU	NRPBX			62.26				26.94	26.94		
<b>SIGNALING (CCS7)</b>															
	CCS7 Signaling Connection, Per link (A link)			UDB	TPP++	18.22		278.02	278.02			41.35	41.35		
	CCS7 Signaling Connection, Per link (B link) (also known as D link)			UDB	TPP++	18.22		278.02	278.02			41.35	41.35		
	CCS7 Signaling Termination, Per STP Port			UDB	PT8SX	132.83									
	CCS7 Signaling Usage, Per ISUP Message			UDB		0.00004									
	CCS7 Signaling Usage, Per TCAP Message			UDB		0.00009									
	CCS7 Signaling Usage Surrogate, per link per LATA			UDB	STU56	338.98									
	CCS7 Signaling Point Code, per Originating Point Code Establishment or Change, per STP affected			UDB	CCAPO			40.00	40.00			19.99	19.99		
	CCS7 Signaling Point Code, per Destination Point Code Establishment or Change, Per Stp Affected			UDB	CCAPD			8.00	8.00			19.99	19.99		
<b>E911 SERVICE</b>															
	Local Channel - Dedicated - 2-wr Voice Grade - Zone 1		1			11.24		553.80	89.69			42.17	12.76		
	Local Channel - Dedicated - 2-wr Voice Grade - Zone 2		2			19.91		553.80	89.69			42.17	12.76		
	Local Channel - Dedicated - 2-wr Voice Grade - Zone 3		3			31.70		553.80	89.69			42.17	12.76		
	Interoffice Transport - Dedicated - 2-wr Voice Grade Per Mile					0.0282									
	Interoffice Transport - Dedicated - 2-wr Voice Grade Per Facility Termination					18.00		137.48	52.58			38.07	38.07		
	Local Channel - Dedicated - DS1 - Zone 1		1			27.05		534.48	462.69			86.15	1.77		
	Local Channel - Dedicated - DS1 - Zone 2		2			47.94		534.48	462.69			86.15	1.77		
	Local Channel - Dedicated - DS1 - Zone 3		3			76.32		534.48	462.69			86.15	1.77		
	Interoffice Transport - Dedicated - DS1 Per Mile					0.5753									

UNBUNDLED NETWORK ELEMENTS - North Carolina										Attachment: 2		Exhibit: B				
CATEGORY	RATE ELEMENTS	Interim	Zone	BCS	USOC	RATES (\$)	Svc Order Submitted Elec per LSR	Svc Order Submitted Manually per LSR	Incremental Charge - Manual Svc Order vs. Electronic-1st	Incremental Charge - Manual Svc Order vs. Electronic-Add'l	Incremental Charge - Manual Svc Order vs. Electronic-Disc 1st	Incremental Charge - Manual Svc Order vs. Electronic-Disc Add'l				
													Rec	Nonrecurring		Nonrecurring Disconnect
										SOMEc	SOMAN	SOMAN	SOMAN	SOMAN	SOMAN	
	Interoffice Transport - Dedicated - DS1 Per Facility Termination					71.29		217.17	163.75				38.07	38.07		
<b>CALLING NAME (CNAM) SERVICE</b>																
	CNAM For DB Owners - Service Establishment			QQV				75.62								
	CNAM For Non DB Owners - Service Establishment			QQV				75.62								
	CNAM For DB Owners - Service Provisioning With Point Code Establishment (Initial)			QQV				2,354.00	2,354.00							
	CNAM For DB Owners - Service Provisioning With Point Code Establishment (Subsequent)			QQV				1,739.00	1,739.00							
	CNAM For Non DB Owners - Service Provisioning With Point Code Establishment (Initial)			QQV				1,072.00	1,072.00							
	CNAM For Non DB Owners - Service Provisioning With Point Code Establishment (Subsequent)			QQV				768.44	768.44							
	CNAM for DB & Non DB Owners, Per Query			QQV		0.0009592										
<b>LNP Query Service</b>																
	LNP Charge Per query			QQV		0.00084										
	LNP Service Establishment Manual			QQV				41.25								
	LNP Service Provisioning with Point Code Establishment (Initial)			QQV				1,563.00	1,563.00							
	LNP Service Provisioning with Point Code Establishment (Subsequent)			QQV				883.99	883.99							
<b>OPERATOR CALL PROCESSING</b>																
	Oper. Call Processing - Oper. Provided, Per Min. - Using BST LIDB					1.20										
	Oper. Call Processing - Oper. Provided, Per Min. - Using Foreign LIDB					1.24										
	Oper. Call Processing - Fully Automated, per Call - Using BST LIDB					0.20										
	Oper. Call Processing - Fully Automated, per Call - Using Foreign LIDB					0.20										
<b>INWARD OPERATOR SERVICES</b>																
	Inward Operator Services - Verification, Per Minute					1.15										
	Inward Operator Services - Verification and Emergency Interrupt - Per Minute					1.15										
<b>BRANDING - OPERATOR CALL PROCESSING</b>																
<b>Facility based CLEC</b>																
	Recording of Custom Branded OA Announcement				CBAOS			7,000.00	7,000.00				26.94	12.76		
	Loading of Custom Branded OA Announcement per shelf/NAV per OCN				CBAOL			500.00	500.00				26.94	12.76		
<b>UNEP CLEC</b>																
	Recording of Custom Branded OA Announcement							7,000.00	7,000.00				26.94	12.76		
	Loading of Custom Branded OA Announcement per shelf/NAV per OCN							500.00	500.00				26.94	12.76		
<b>Unbranding via OLNS for UNEP CLEC</b>																
	Loading of OA per OCN (Regional)							1,200.00	1,200.00				26.94	12.76		
<b>DIRECTORY ASSISTANCE SERVICES</b>																
<b>DIRECTORY ASSISTANCE ACCESS SERVICE</b>																
	Directory Assistance Access Service Calls, Charge Per Call					0.275										
<b>DIRECTORY ASSISTANCE CALL COMPLETION ACCESS SERVICE (DACC)</b>																
	Directory Assistance Call Completion Access Service (DACC), Per Call Attempt					0.062										
<b>DIRECTORY ASSISTANCE SERVICES</b>																
<b>DIRECTORY ASSISTANCE DATA BASE SERVICE (DADS)</b>																
	Directory Assistance Data Base Service Charge Per Listing					0.04										
	Directory Assistance Data Base Service, per month				DBSOF	150.00										
<b>BRANDING - DIRECTORY ASSISTANCE</b>																
<b>Facility Based CLEC</b>																
	Recording and Provisioning of DA Custom Branded Announcement			AMT	CBADA			3,000.00	3,000.00				26.94	12.76		

UNBUNDLED NETWORK ELEMENTS - North Carolina							Attachment: 2		Exhibit: B			
CATEGORY	RATE ELEMENTS	Interim	Zone	BCS	USOC	RATES (\$)	Svc Order Submitted Elec per LSR	Svc Order Submitted Manually per LSR	Incremental Charge - Manual Svc Order vs. Electronic-1st	Incremental Charge - Manual Svc Order vs. Electronic-Add'l	Incremental Charge - Manual Svc Order vs. Electronic-Disc 1st	Incremental Charge - Manual Svc Order vs. Electronic-Disc Add'l
	Loading of Custom Branded Announcement per Switch per OCN			AMT	CBADC						26.94	12.76
	<b>UNEP CLEC</b>											
	Recording of DA Custom Branded Announcement										26.94	12.76
	Loading of DA Custom Branded Announcement per Switch per OCN										26.94	12.76
	<b>Unbranding via OLSN for UNEP CLEC</b>											
	Loading of DA per OCN (1 OCN per Order)										26.94	12.76
	Loading of DA per Switch per OCN										26.94	12.76
	<b>SELECTIVE ROUTING</b>											
	Selective Routing Per Unique Line Class Code Per Request Per Switch				USRCR						26.94	12.76
	<b>VIRTUAL COLLOCATION</b>											
	Virtual Collocation-2 Wire Cross Connects (Loop) for Line Splitting			UEPSR, UEPSB	VE1LS	0.0287					19.99	19.99
	<b>PHYSICAL COLLOCATION</b>											
	Physical Collocation-2 Wire Cross Connects (Loop) for Line Splitting			UEPSR, UEPSB	PE1LS	0.0309					19.99	19.99
	<b>AIN SELECTIVE CARRIER ROUTING</b>											
	Regional Service Establishment			SRC	SRCEC						215,597.00	
	End Office Establishment			SRC	SRCEO						347.27	
	Query NRC, per query			SRC		0.0053758						
	<b>AIN - BELLSOUTH AIN SMS ACCESS SERVICE</b>											
	AIN SMS Access Service - Service Establishment, Per State, Initial Setup			A1N	CAMSE						294.77	
	AIN SMS Access Service - Port Connection - Dial/Shared Access			A1N	CAMDMP						86.94	
	AIN SMS Access Service - Port Connection - ISDN Access			A1N	CAMP1P						86.94	
	AIN SMS Access Service - User Identification Codes - Per User ID Code			A1N	CAMAU						200.83	
	AIN SMS Access Service - Security Card, Per User ID Code, Initial or Replacement			A1N	CAMRC						172.05	
	AIN SMS Access Service - Storage, Per Unit (100 Kilobytes)					0.0023						
	AIN SMS Access Service - Session, Per Minute					0.0791						
	AIN SMS Access Service - Company Performed Session, Per Minute					2.08						
	<b>AIN - BELLSOUTH AIN TOOLKIT SERVICE</b>											
	AIN Toolkit Service - Service Establishment Charge, Per State, Initial Setup			CAM	BAPSC						290.05	
	AIN Toolkit Service - Training Session, Per Customer				BAPVX						8,363.00	
	AIN Toolkit Service - Trigger Access Charge, Per Trigger, Per DN, Term. Attempt				BAPTT						72.76	
	AIN Toolkit Service - Trigger Access Charge, Per Trigger, Per DN, Off-Hook Delay				BAPTD						72.76	
	AIN Toolkit Service - Trigger Access Charge, Per Trigger, Per DN, Off-Hook Immediate				BAPTM						72.76	
	AIN Toolkit Service - Trigger Access Charge, Per Trigger, Per DN, 10-Digit PODP				BAPTO						149.95	
	AIN Toolkit Service - Trigger Access Charge, Per Trigger, Per DN, CDP				BAPTC						149.95	
	AIN Toolkit Service - Trigger Access Charge, Per Trigger, Per DN, Feature Code				BAPTF						149.95	
	AIN Toolkit Service - Query Charge, Per Query					0.02						
	AIN Toolkit Service - Type 1 Node Charge, Per AIN Toolkit Subscription, Per Node, Per Query					0.005						
	AIN Toolkit Service - SCP Storage Charge, Per SMS Access Account, Per 100 Kilobytes					1.45						
	AIN Toolkit Service - Monthly report - Per AIN Toolkit Service Subscription			CAM	BAPMS	15.98					71.80	

UNBUNDLED NETWORK ELEMENTS - North Carolina											Attachment: 2		Exhibit: B							
CATEGORY	RATE ELEMENTS	Interim	Zone	BCS	USOC	RATES (\$)	Svc Order Submitted Elec per LSR	Svc Order Submitted Manually per LSR	Incremental Charge - Manual Svc Order vs. Electronic-1st	Incremental Charge - Manual Svc Order vs. Electronic-Add'l	Incremental Charge - Manual Svc Order vs. Electronic-Disc 1st	Incremental Charge - Manual Svc Order vs. Electronic-Disc Add'l	OSS Rates (\$)							
													Rec	Nonrecurring		Nonrecurring Disconnect		SOMEc	SOMAN	SOMAN
													First	Add'l	First	Add'l				
	AIN Toolkit Service - Special Study - Per AIN Toolkit Service Subscription			CAM	BAPLS	0.08														
	AIN Toolkit Service - Call Event Report - Per AIN Toolkit Service Subscription			CAM	BAPDS	15.90														
	AIN Toolkit Service - Call Event Special Study - Per AIN Toolkit Service Subscription			CAM	BAPES	0.003														
<b>ENHANCED EXTENDED LINK (EELs)</b>																				
<b>NOTE: The monthly recurring and non-recurring charges below will apply and the Switch-As-Is Charge will not apply for EELs provisioned as ' Ordinarily Combined' Network Elements.</b>																				
<b>NOTE: The monthly recurring and the Switch-As-Is Charge and not the non-recurring charges below will apply for EELs provisioned as ' Currently Combined' Network Elements.</b>																				
<b>NOTE: Minimum billing is one month for DS1 and below and three months above DS1 services.</b>																				
<b>2-WIRE VOICE GRADE EXTENDED LOOP WITH DEDICATED DS1 INTEROFFICE TRANSPORT (EEL)</b>																				
	First 2-Wire VG Loop(SL2) in a DS1 Interofficed Transport Combination - Zone 1		1	UNCVX	UEAL2	14.97							142.97	106.56						
	First 2-Wire VG Grade Loop(SL2) in a DS1 Interofficed Transport Combination - Zone 2		2	UNCVX	UEAL2	25.93							142.97	106.56						
	First 2-Wire VG Grade Loop(SL2) in a DS1 Interofficed Transport Combination - Zone 3		3	UNCVX	UEAL2	40.81							142.97	106.56						
	Interoffice Transport - Dedicated - DS1 combination - Per Mile per month			UNC1X	1L5XX	0.5753														
	Interoffice Transport - Dedicated - DS1 combination - Facility Termination per month			UNC1X	U1TF1	71.29							217.17	163.75			38.07	38.07		
	DS1 Channelization System Per Month			UNC1X	MQ1	146.69							197.78	140.06			38.07	38.07		
	Voice Grade COCI - DS1 To Ds0 Interface - Per Month			UNCVX	1D1VG	1.27							13.09	9.38			38.07	38.07		
	Each Additional 2-Wire VG Loop(SL 2) in the same DS1 Interoffice Transport Combination - Zone 1		1	UNCVX	UEAL2	14.97							142.97	106.56						
	Each Additional 2-Wire VG Loop(SL2) in the same DS1 Interoffice Transport Combination - Zone 2		2	UNCVX	UEAL2	25.93							142.97	106.56						
	Each Additional 2-Wire VG Loop(SL2) in the same DS1 Interoffice Transport Combination - Zone 3		3	UNCVX	UEAL2	40.81							142.97	106.56						
	Voice Grade COCI - DS1 to DS0 Channel System combination - per month			UNCVX	1D1VG	1.27							13.09	9.38			38.07	38.07		
	Nonrecurring Currently Combined Network Elements Switch -As-Is Charge			UNC1X	UNCCC								21.75	21.75	32.28	10.96			38.07	38.07
<b>4-WIRE VOICE GRADE EXTENDED LOOP WITH DEDICATED DS1 INTEROFFICE TRANSPORT (EEL)</b>																				
	First 4-Wire Analog Voice Grade Loop in a DS1 Interoffice Transport Combination - Zone 1		1	UNCVX	UEAL4	21.32							288.47	237.45						
	First 4-Wire Analog Voice Grade Loop in a DS1 Interoffice Transport Combination - Zone 2		2	UNCVX	UEAL4	36.27							288.47	237.45						
	First 4-Wire Analog Voice Grade Loop in a DS1 Interoffice Transport Combination - Zone 3		3	UNCVX	UEAL4	56.57							288.47	237.45						
	Interoffice Transport - Dedicated - DS1 combination - Per Mile Per Month			UNC1X	1L5XX	0.5753														
	Interoffice Transport - Dedicated - DS1 - Facility Termination Per Month			UNC1X	U1TF1	71.29							217.17	163.75			38.07	38.07		
	Channelization - Channel System DS1 to DS0 combination Per Month			UNC1X	MQ1	146.69							197.78	140.06			38.07	38.07		
	Voice Grade COCI - DS1 to DS0 Channel System combination - per month			UNCVX	1D1VG	1.27							13.09	9.38			38.07	38.07		
	Additional 4-Wire Analog Voice Grade Loop in same DS1 Interoffice Transport Combination - Zone 1		1	UNCVX	UEAL4	21.32							288.47	237.45						
	Additional 4-Wire Analog Voice Grade Loop in same DS1 Interoffice Transport Combination - Zone 2		2	UNCVX	UEAL4	36.27							288.47	237.45						
	Additional 4-Wire Analog Voice Grade Loop in same DS1 Interoffice Transport Combination - Zone 3		3	UNCVX	UEAL4	56.57							288.47	237.45						
	Voice Grade COCI - DS1 to DS0 Channel System combination - per month			UNCVX	1D1VG	1.27							13.09	9.38			38.07	38.07		
	Nonrecurring Currently Combined Network Elements Switch -As-Is Charge			UNC1X	UNCCC								21.75	21.75	32.28	10.96			38.07	38.07
<b>4-WIRE 56 KBPS EXTENDED DIGITAL LOOP WITH DEDICATED DS1 INTEROFFICE TRANSPORT (EEL)</b>																				

**UNBUNDLED NETWORK ELEMENTS - North Carolina**

UNBUNDLED NETWORK ELEMENTS - North Carolina							Attachment: 2		Exhibit: B						
CATEGORY	RATE ELEMENTS	Interim	Zone	BCS	USOC	RATES (\$)	Svc Order Submitted Elec per LSR	Svc Order Submitted Manually per LSR	Incremental Charge - Manual Svc Order vs. Electronic-1st	Incremental Charge - Manual Svc Order vs. Electronic-Add'l	Incremental Charge - Manual Svc Order vs. Electronic-Disc 1st	Incremental Charge - Manual Svc Order vs. Electronic-Disc Add'l			
													Rec	Nonrecurring	
										SOMEc	SOMAN	SOMAN	SOMAN	SOMAN	SOMAN
	First 4-Wire 56Kbps Digital Grade Loop in a DS1 Interoffice Transport Combination - Zone 1		1	UNCDX	UDL56	25.32	489.04	337.51							
	First 4-wire 56Kbps Digital Grade Loop in a DS1 Interoffice Transport Combination - Zone 2		2	UNCDX	UDL56	43.11	489.04	337.51							
	First 4-Wire 56Kbps Digital Grade Loop in a DS1 Interoffice Transport Combination - Zone 3		3	UNCDX	UDL56	67.26	489.04	337.51							
	Interoffice Transport - Dedicated - DS1 combination - Per Mile Per Month			UNC1X	1L5XX	0.5753									
	Interoffice Transport - Dedicated - DS1 - combination Facility Termination Per Month			UNC1X	U1TF1	71.29	217.17	163.75				38.07	38.07		
	Channelization - Channel System DS1 to DS0 combination Per Month			UNC1X	MQ1	146.69	197.78	140.06				38.07	38.07		
	OCU-DP COCI (data) - DS1 to DS0 Channel System - per month (2.4-64kbs)			UNCDX	1D1DD	2.00	15.76	11.28				38.07	38.07		
	Additional 4-Wire 56Kbps Digital Grade Loop in same DS1 Interoffice Transport Combination - Zone 1		1	UNCDX	UDL56	25.32	489.04	337.51							
	Additional 4-Wire 56Kbps Digital Grade Loop in same DS1 Interoffice Transport Combination - Zone 2		2	UNCDX	UDL56	43.11	489.04	337.51							
	Additional 4-Wire 56Kbps Digital Grade Loop in same DS1 Interoffice Transport Combination - Zone 3		3	UNCDX	UDL56	67.26	489.04	337.51							
	OCU-DP COCI (data) - DS1 to DS0 Channel System - combination per month (2.4-64kbs)			UNCDX	1D1DD	2.00	15.76	11.28				38.07	38.07		
	Nonrecurring Currently Combined Network Elements Switch -As-Is Charge			UNC1X	UNCCC		21.75	21.75	32.28	10.96		38.07	38.07		
<b>4-WIRE 64 KBPS EXTENDED DIGITAL LOOP WITH DEDICATED DS1 INTEROFFICE TRANSPORT (EEL)</b>															
	First 4-Wire 64Kbps Digital Grade Loop in a DS1 Interoffice Transport Combination - Zone 1		1	UNCDX	UDL64	25.32	489.04	337.51							
	First 4-Wire 64Kbps Digital Grade Loop in a DS1 Interoffice Transport Combination - Zone 2		2	UNCDX	UDL64	43.11	489.04	337.51							
	First 4-Wire 64Kbps Digital Grade Loop in a DS1 Interoffice Transport Combination - Zone 3		3	UNCDX	UDL64	67.26	489.04	337.51							
	Interoffice Transport - Dedicated - DS1 combination - Per Mile Per Month			UNC1X	1L5XX	0.5753									
	Interoffice Transport - Dedicated - DS1 combination - Facility Termination Per Month			UNC1X	U1TF1	71.29	217.17	163.75				38.07	38.07		
	Channelization - Channel System DS1 to DS0 combination Per Month			UNC1X	MQ1	146.69	197.78	140.06				38.07	38.07		
	OCU-DP COCI (data) - DS1 to DS0 Channel System combination - per month (2.4-64kbs)			UNCDX	1D1DD	2.00	15.76	11.28				38.07	38.07		
	Additional 4-Wire 64Kbps Digital Grade Loop in same DS1 Interoffice Transport Combination - Zone 1		1	UNCDX	UDL64	25.32	489.04	337.51							
	Additional 4-Wire 64Kbps Digital Grade Loop in same DS1 Interoffice Transport Combination - Zone 2		2	UNCDX	UDL64	43.11	489.04	337.51							
	Additional 4-Wire 64Kbps Digital Grade Loop in same DS1 Interoffice Transport Combination - Zone 3		3	UNCDX	UDL64	67.26	489.04	337.51							
	OCU-DP COCI (data) - DS1 to DS0 Channel System combination - per month (2.4-64kbs)			UNCDX	1D1DD	2.00	15.76	11.28				38.07	38.07		
	Nonrecurring Currently Combined Network Elements Switch -As-Is Charge			UNC1X	UNCCC		21.75	21.75	32.28	10.96		38.07	38.07		
<b>4-WIRE DS1 DIGITAL EXTENDED LOOP WITH DEDICATED DS1 INTEROFFICE TRANSPORT (EEL)</b>															
	4-Wire DS1 Digital Loop in Combination with DS1 Interoffice Transport - Zone 1		1	UNC1X	USLXX	47.60	714.84	421.47							
	4-Wire DS1 Digital Loop in Combination with DS1 Interoffice Transport - Zone 2		2	UNC1X	USLXX	84.36	714.84	421.47							
	4-Wire DS1 Digital Loop in Combination with DS1 Interoffice Transport - Zone 3		3	UNC1X	USLXX	134.29	714.84	421.47							
	Interoffice Transport - Dedicated - DS1 combination - Per Mile Per Month			UNC1X	1L5XX	0.5753									

UNBUNDLED NETWORK ELEMENTS - North Carolina										Attachment: 2		Exhibit: B			
CATEGORY	RATE ELEMENTS	Interim	Zone	BCS	USOC	RATES (\$)	Svc Order Submitted Elec per LSR	Svc Order Submitted Manually per LSR	Incremental Charge - Manual Svc Order vs. Electronic-1st	Incremental Charge - Manual Svc Order vs. Electronic-Add'l	Incremental Charge - Manual Svc Order vs. Electronic-Disc 1st	Incremental Charge - Manual Svc Order vs. Electronic-Disc Add'l			
													Rec	Nonrecurring	
						First	Add'l	First	Add'l	SOMEC	SOMAN	SOMAN	SOMAN	SOMAN	SOMAN
	Interoffice Transport - Dedicated - DS1 combination - Facility Termination Per Month			UNC1X	U1TF1	71.29	217.17	163.75				38.07	38.07		
	Nonrecurring Currently Combined Network Elements Switch -As-Is Charge			UNC1X	UNCCC		21.75	21.75	32.28	10.96		38.07	38.07		
<b>4-WIRE DS1 DIGITAL EXTENDED LOOP WITH DEDICATED DS3 INTEROFFICE TRANSPORT (EEL)</b>															
	First DS1Loop in DS3 Interoffice Transport Combination - Zone 1		1	UNC1X	USLXX	47.60	714.84	421.47							
	First DS1Loop in DS3 Interoffice Transport Combination - Zone 2		2	UNC1X	USLXX	84.36	714.84	421.47							
	First DS1Loop in DS3 Interoffice Transport Combination - Zone 3		3	UNC1X	USLXX	134.29	714.84	421.47							
	Interoffice Transport - Dedicated - DS3 combination - Per Mile Per Month			UNC3X	1L5XX	12.98									
	Interoffice Transport - Dedicated - DS3 - Facility Termination per month			UNC3X	U1TF3	720.38	794.94	579.55				38.07	38.07		
	DS3 to DS1 Channel System combination per month			UNC3X	MQ3	233.10	403.97	234.40				38.07	38.07		
	DS3 Interface Unit (DS1 COCI) combination per month			UNC1X	UC1D1	16.07	13.09	9.38				38.07	38.07		
	Additional DS1Loop in DS3 Interoffice Transport Combination - Zone 1		1	UNC1X	USLXX	47.60	714.84	421.47							
	Additional DS1Loop in DS3 Interoffice Transport Combination - Zone 2		2	UNC1X	USLXX	84.36	714.84	421.47							
	Additional DS1Loop in DS3 Interoffice Transport Combination - Zone 3		3	UNC1X	USLXX	134.29	714.84	421.47							
	DS3 Interface Unit (DS1 COCI) combination per month			UNC1X	UC1D1	16.07	13.09	9.38				38.07	38.07		
	Nonrecurring Currently Combined Network Elements Switch -As-Is Charge			UNC3X	UNCCC		21.75	21.75	32.28	10.96		38.07	38.07		
<b>2-WIRE VOICE GRADE EXTENDED LOOP/ 2 WIRE VOICE GRADE INTEROFFICE TRANSPORT (EEL)</b>															
	2-WireVG Loop used with 2-wire VG Interoffice Transport Combination - Zone 1		1	UNCVX	UEAL2	14.97	142.97	106.56							
	2-WireVG Loop used with 2-wire VG Interoffice Transport Combination - Zone 2		2	UNCVX	UEAL2	25.93	142.97	106.56							
	2-WireVG Loop used with 2-wire VG Interoffice Transport Combination - Zone 3		3	UNCVX	UEAL2	40.81	142.97	106.56							
	Interoffice Transport - Dedicated - 2-wire VG combination - Per Mile Per Month			UNCVX	1L5XX	0.0282									
	Interoffice Transport - Dedicated - 2-Wire Voice Grade combination - Facility Termination per month			UNCVX	U1TV2	18.00	137.48	52.58				38.07	38.07		
	Nonrecurring Currently Combined Network Elements Switch -As-Is Charge			UNCVX	UNCCC		21.75	21.75	32.28	10.96		38.07	38.07		
<b>4-WIRE VOICE GRADE EXTENDED LOOP/ 4 WIRE VOICE GRADE INTEROFFICE TRANSPORT (EEL)</b>															
	4-WireVG Loop used with 4-wire VG Interoffice Transport Combination - Zone 1		1	UNCVX	UEAL4	21.32	288.47	237.45							
	4-WireVG Loop used with 4-wire VG Interoffice Transport Combination - Zone 2		2	UNCVX	UEAL4	36.27	288.47	237.45							
	4-WireVG Loop used with 4-wire VG Interoffice Transport Combination - Zone 3		3	UNCVX	UEAL4	56.57	288.47	237.45							
	Interoffice Transport - Dedicated - 4-wire VG combination - Per Mile Per Month			UNCVX	1L5XX	0.0282									
	Interoffice Transport - Dedicated - 4-Wire Voice Grade combination - Facility Termination per month			UNCVX	U1TV4	22.16	106.11	65.95				38.07	38.07		
	Nonrecurring Currently Combined Network Elements Switch -As-Is Charge			UNCVX	UNCCC		21.75	21.75	32.28	10.96		38.07	38.07		
<b>DS3 DIGITAL EXTENDED LOOP WITH DEDICATED DS3 INTEROFFICE TRANSPORT (EEL)</b>															
	High Capacity Unbundled Local Loop - DS3 combination - Per Mile per month			UNC3X	1L5ND	13.33									
	High Capacity Unbundled Local Loop - DS3 combination - Facility Termination per month			UNC3X	UE3PX	450.69	1,071.00	646.12				38.07	38.07		
	Interoffice Transport - Dedicated - DS3 - Per Mile per month			UNC3X	1L5XX	12.98									

UNBUNDLED NETWORK ELEMENTS - North Carolina											Attachment: 2		Exhibit: B		
CATEGORY	RATE ELEMENTS	Interim	Zone	BCS	USOC	RATES (\$)				Svc Order Submitted Elec per LSR	Svc Order Submitted Manually per LSR	Incremental Charge - Manual Svc Order vs. Electronic-1st	Incremental Charge - Manual Svc Order vs. Electronic-Add'l	Incremental Charge - Manual Svc Order vs. Electronic-Disc 1st	Incremental Charge - Manual Svc Order vs. Electronic-Disc Add'l
						Rec	Nonrecurring		Nonrecurring Disconnect						
							First	Add'l	First	Add'l	SOMEc	SOMAN	SOMAN	SOMAN	SOMAN
	Interoffice Transport - Dedicated - DS3 combination - Facility Termination per per month			UNC3X	U1TF3	720.38	794.94	579.55					38.07	38.07	
	Nonrecurring Currently Combined Network Elements Switch -As-Is Charge			UNC3X	UNCCC		21.75	21.75	32.28	10.96			38.07	38.07	
<b>STS1 DIGITAL EXTENDED LOOP WITH DEDICATED STS1 INTEROFFICE TRANSPORT (EEL)</b>															
	High Capacity Unbundled Local Loop - STS1 combination - Per Mile per month			UNC3X	1L5ND	13.33									
	High Capacity Unbundled Local Loop - STS1 combination - Facility Termination per month			UNC3X	UDLS1	464.26	1,071.00	646.12					38.07	38.07	
	Interoffice Transport - Dedicated - STS1 combination - Per Mile per month			UNC3X	1L5XX	6.14									
	Interoffice Transport - Dedicated - STS1 combination - Facility Termination per month			UNC3X	U1TFS	790.37	642.23	408.89					38.07	38.07	
	Nonrecurring Currently Combined Network Elements Switch -As-Is Charge			UNC3X	UNCCC		21.75	21.75	32.28	10.96			38.07	38.07	
<b>2-WIRE ISDN EXTENDED LOOP WITH DS1 INTEROFFICE TRANSPORT (EEL)</b>															
	First 2-Wire ISDN Loop in a DS1 Interoffice Combination Transport - Zone 1		1	UNCNX	U1L2X	19.42	325.91	251.31							
	First 2-Wire ISDN Loop in a DS1 Interoffice Combination Transport - Zone 2		2	UNCNX	U1L2X	32.88	325.91	251.31							
	First 2-Wire ISDN Loop in a DS1 Interoffice Combination Transport - Zone 3		3	UNCNX	U1L2X	51.14	325.91	251.31							
	Interoffice Transport - Dedicated - DS1 combination - Per Mile			UNC1X	1L5XX	0.5753									
	Interoffice Transport - Dedicated - DS1 combination - Facility Termination per month			UNC1X	U1TF1	71.29	217.17	163.75					38.07	38.07	
	Channelization - Channel System DS1 to DS0 combination - per month			UNC1X	MQ1	146.69	197.78	140.06					38.07	38.07	
	2-wire ISDN COCI (BRITE) - DS1 to DS0 Channel System combination - per month			UNCNX	UC1CA	3.59	15.76	11.28					38.07	38.07	
	Additional 2-wire ISDN Loop in same DS1 Interoffice Transport Combination - Zone 1		1	UNCNX	U1L2X	19.42	325.91	251.31							
	Additional 2-wire ISDN Loop in same DS1 Interoffice Transport Combination - Zone 2		2	UNCNX	U1L2X	32.88	325.91	251.31							
	Additional 2-wire ISDN Loop in same DS1 Interoffice Transport Combination - Zone 3		3	UNCNX	U1L2X	51.14	325.91	251.31							
	2-wire ISDN COCI (BRITE) - DS1 to DS0 Channel System combination- per month			UNCNX	UC1CA	3.59	15.76	11.28					38.07	38.07	
	Nonrecurring Currently Combined Network Elements Switch -As-Is Charge			UNC1X	UNCCC		21.75	21.75	32.28	10.96			38.07	38.07	
<b>4-WIRE DS1 DIGITAL EXTENDED LOOP WITH DEDICATED STS-1 INTEROFFICE TRANSPORT (EEL)</b>															
	First DS1 Loop in STS1 Interoffice Transport Combination - Zone 1		1	UNC1X	USLXX	47.60	714.84	421.47							
	First DS1 Loop in STS1 Interoffice Transport Combination - Zone 2		2	UNC1X	USLXX	84.36	714.84	421.47							
	First DS1 Loop in STS1 Interoffice Transport Combination - Zone 3		3	UNC1X	USLXX	134.29	714.84	421.47							
	Interoffice Transport - Dedicated - STS1 combination - Per Mile Per Month			UNC3X	1L5XX	6.14									
	Interoffice Transport - Dedicated - STS1 combination - Facility Termination			UNC3X	U1TFS	790.37	642.23	408.89					38.07	38.07	
	STS1 to DS1 Channel System combination per month			UNC3X	MQ3	233.10	403.97	234.40					38.07	38.07	
	DS3 Interface Unit (DS1 COCI) combination per month			UNC1X	UC1D1	16.07	13.09	9.38					38.07	38.07	
	Additional DS1 Loop in STS1 Interoffice Transport Combination - Zone 1		1	UNC1X	USLXX	47.60	714.84	421.47							
	Additional DS1 Loop in STS1 Interoffice Transport Combination - Zone 2		2	UNC1X	USLXX	84.36	714.84	421.47							
	Additional DS1 Loop in STS1 Interoffice Transport Combination - Zone 3		3	UNC1X	USLXX	134.29	714.84	421.47							
	DS3 Interface Unit (DS1 COCI) combination per month			UNC1X	UC1D1	16.07	13.09	9.38					38.07	38.07	



UNBUNDLED NETWORK ELEMENTS - North Carolina										Attachment: 2		Exhibit: B						
CATEGORY	RATE ELEMENTS	Interim	Zone	BCS	USOC	RATES (\$)	Svc Order Submitted Elec per LSR	Svc Order Submitted Manually per LSR	Incremental Charge - Manual Svc Order vs. Electronic-1st	Incremental Charge - Manual Svc Order vs. Electronic-Add'l	Incremental Charge - Manual Svc Order vs. Electronic-Disc 1st	Incremental Charge - Manual Svc Order vs. Electronic-Disc Add'l	OSS Rates (\$)					
													Rec	Nonrecurring		Nonrecurring Disconnect		SOMEC
							First	Add'l	First	Add'l								
	Nonrecurring Currently Combined Network Elements Switch -As-Is Charge			UNCSX	UNCCC		21.75	21.75	32.28	10.96			38.07	38.07				
<b>4-WIRE 56 KBPS DIGITAL EXTENDED LOOP WITH 56 KBPS INTEROFFICE TRANSPORT (EEL)</b>																		
	4-wire 56 kbps Loop/4-wire 56 kbps Interoffice Transport Combination - Zone 1		1	UNCDX	UDL56	25.32	489.04	337.51										
	4-wire 56 kbps Loop/4-wire 56 kbps Interoffice Transport Combination - Zone 2		2	UNCDX	UDL56	43.11	489.04	337.51										
	4-wire 56 kbps Loop/4-wire 56 kbps Interoffice Transport Combination - Zone 3		3	UNCDX	UDL56	67.26	489.04	337.51										
	Interoffice Transport - Dedicated - 4-wire 56 kbps combination - Per Mile			UNCDX	1L5XX	0.0282												
	Interoffice Transport - Dedicated - 4-wire 56 kbps combination - Facility Termination			UNCDX	U1TD5	17.40	137.48	52.58					38.07	38.07				
	Nonrecurring Currently Combined Network Elements Switch -As-Is Charge			UNCDX	UNCCC		21.75	21.75	32.28	10.96			38.07	38.07				
<b>4-WIRE 64 KBPS DIGITAL EXTENDED LOOP WITH 64 KBPS INTEROFFICE TRANSPORT (EEL)</b>																		
	4-wire 64 kbps Loop/4-wire 64 kbps Interoffice Transport Combination - Zone 1		1	UNCDX	UDL64	25.32	489.04	337.51										
	4-wire 64 kbps Loop/4-wire 64 kbps Interoffice Transport Combination - Zone 2		2	UNCDX	UDL64	43.11	489.04	337.51										
	4-wire 64 kbps Loop/4-wire 64 kbps Interoffice Transport Combination - Zone 3		3	UNCDX	UDL64	67.26	489.04	337.51										
	Interoffice Transport - Dedicated - 4-wire 64 kbps combination - Per Mile			UNCDX	1L5XX	0.0282												
	Interoffice Transport - Dedicated - 4-wire 64 kbps combination - Facility Termination			UNCDX	U1TD6	17.40	137.48	52.58					38.07	38.07				
	Nonrecurring Currently Combined Network Elements Switch -As-Is Charge			UNCDX	UNCCC		21.75	21.75	32.28	10.96			38.07	38.07				
<b>ADDITIONAL NETWORK ELEMENTS</b>																		
<b>When used as a part of a currently combined facility, the non-recurring charges do not apply, but a Switch As Is charge does apply.</b>																		
<b>When used as ordinarily combined network elements in All States, the non-recurring charges apply and the Switch As Is Charge does not.</b>																		
<b>Nonrecurring Currently Combined Network Elements "Switch As Is" Charge (One applies to each combination)</b>																		
	Nonrecurring Currently Combined Network Elements Switch -As-Is Charge - 2 wire/4-Wire VG			UNCVX	UNCCC		21.75	21.75	32.28	10.96			38.07	38.07				
	Nonrecurring Currently Combined Network Elements Switch -As-Is Charge - 56/64 kbps			UNCDX	UNCCC		21.75	21.75	32.28	10.96			38.07	38.07				
	Nonrecurring Currently Combined Network Elements Switch -As-Is Charge - DS1			UNC1X	UNCCC		21.75	21.75	32.28	10.96			38.07	38.07				
	Nonrecurring Currently Combined Network Elements Switch -As-Is Charge - DS3			UNC3X	UNCCC		21.75	21.75	32.28	10.96			38.07	38.07				
	Nonrecurring Currently Combined Network Elements Switch -As-Is Charge - STS1			UNCSX	UNCCC		21.75	21.75	32.28	10.96			38.07	38.07				
<b>NOTE: Local Channel - Dedicated Transport - minimum billing period - Below DS3=one month, DS3 and above=four months</b>																		
	Local Channel - Dedicated - 2-Wire Voice Grade Zone 1		1	UNCVX	ULDV2	11.24	553.80	89.69										
	Local Channel - Dedicated - 2-Wire Voice Grade Zone 2		2	UNCVX	ULDV2	19.91	553.80	89.69										
	Local Channel - Dedicated - 2-Wire Voice Grade - Zone 3		3	UNCVX	ULDV2	31.70	553.80	89.69										
	Local Channel - Dedicated - 4-Wire Voice Grade Zone 1		1	UNCVX	ULDV4	12.03	562.23	92.67										
	Local Channel - Dedicated - 4-Wire Voice Grade Zone 2		2	UNCVX	ULDV4	21.33	562.23	92.67										
	Local Channel - Dedicated - 4-Wire Voice Grade - Zone 3		3	UNCVX	ULDV4	33.95	562.23	92.67										
	Local Channel - Dedicated - DS1 per month Zone 1		1	UNC1X	ULDF1	27.05	534.48	462.69										
	Local Channel - Dedicated -DS1 Per Month Zone 2		2	UNC1X	ULDF1	47.94	534.48	462.69										
	Local Channel - Dedicated - DS1- Per Month Zone 3		3	UNC1X	ULDF1	76.32	534.48	462.69										
	Local Channel - Dedicated - DS3 - Per Mile per month			UNC3X	1L5NC	0.9954												
	Local Channel - Dedicated - DS3 - Facility Termination			UNC3X	ULDF3	298.92	562.25	527.88										
	Local Channel - Dedicated - STS-1- Per Mile per month			UNCSX	1L5NC	0.9954												
	Local Channel - Dedicated - STS-1 - Facility Termination			UNCSX	ULDFS	286.13	1,071.00	646.12										
<b>Optional Features &amp; Functions:</b>																		
<b>MULTIPLEXERS</b>																		
<b>NOTE: minimum billing period is one month for DS1 to DS0 Channel System and interfaces</b>																		

UNBUNDLED NETWORK ELEMENTS - North Carolina												Attachment: 2		Exhibit: B					
CATEGORY	RATE ELEMENTS	Interim	Zone	BCS	USOC	RATES (\$)	Svc Order Submitted Elec per LSR	Svc Order Submitted Manually per LSR	Incremental Charge - Manual Svc Order vs. Electronic-1st	Incremental Charge - Manual Svc Order vs. Electronic-Add'l	Incremental Charge - Manual Svc Order vs. Electronic-Disc 1st	Incremental Charge - Manual Svc Order vs. Electronic-Disc Add'l	OSS Rates (\$)						
													Rec	Nonrecurring First	Nonrecurring Add'l	Nonrecurring Disconnect First	Nonrecurring Disconnect Add'l	SOMEc	SOMAN
<b>NOTE: minimum billing period is three months for DS3 to DS1 and above Channel System and interfaces</b>																			
	Channelization - DS1 to DS0 Channel System			UXTD1	MQ1	146.69							197.78	140.06				24.85	8.16
	OCU-DP COCI (data) - DS1 to DS0 Channel System - per month (2.4-64kbs)			UDL	1D1DD	2.00							13.09	9.38				24.85	8.16
	2-wire ISDN COCI (BRITE) - DS1 to DS0 Channel System - per month			UDN	UC1CA	3.59							13.09	9.38				24.85	8.16
	Voice Grade COCI - DS1 to DS0 Channel System - per month			UEA	1D1VG	1.27							13.09	9.38				24.85	8.16
	DS3 to DS1 Channel System per month			UXTD3	MQ3	233.10							403.97	234.40				24.78	7.42
	STS1 to DS1 Channel System per month			UXTS1	MQ3	233.10							403.97	234.40				38.07	38.07
	DS3 Interface Unit (DS1 COCI) used with Loop per month			USL	UC1D1	16.07							13.09	9.38				24.85	8.16
	DS3 Interface Unit (DS1 COCI) used with Local Channel per month			ULDD1	UC1D1	16.07							13.09	9.38				24.85	8.16
	DS3 Interface Unit (DS1 COCI) used with Interoffice Channel per month			U1TD1	UC1D1	16.07							13.09	9.38				24.85	8.16
<b>Sub-Loop Feeder</b>																			
	Unbundled Sub-Loop Feeder Loop, 4-Wire DS1 - Statewide		sw	UNC1X	USBFG														
	Unbundled Sub-Loop Feeder Loop, 4-Wire DS1 - Zone 1		1	UNC1X	USBFG	35.65							393.01	153.37					
	Unbundled Sub-Loop Feeder Loop, 4-Wire DS1 - Zone 2		2	UNC1X	USBFG	63.18							393.01	153.37					
	Unbundled Sub-Loop Feeder Loop, 4-Wire DS1 - Zone 3		3	UNC1X	USBFG	100.58							393.01	153.37					
	Unbundled Sub-Loop Feeder Loop, 4-Wire DS1 - Zone 4		4	UNC1X	USBFG														
<b>UNBUNDLED LOCAL EXCHANGE SWITCHING(PORTS)</b>																			
<b>Exchange Ports</b>																			
<b>NOTE: Although the Port Rate includes all available features in GA, KY, LA &amp; TN, the desired features will need to be ordered using retail USOCs</b>																			
<b>2-WIRE VOICE GRADE LINE PORT RATES (RES)</b>																			
	Exchange Ports - 2-Wire Analog Line Port- Res.			UEPSR	UEPRL	2.19							21.60	21.60				26.94	12.76
	Exchange Ports - 2-Wire Analog Line Port with Caller ID - Res.			UEPSR	UEPRC	2.19							21.60	21.60				26.94	12.76
	Exchange Ports - 2-Wire Analog Line Port outgoing only - Res.			UEPSR	UEPRO	2.19							21.60	21.60				26.94	12.76
	Exchange Ports - 2-Wire VG unbundled res, low usage line port with Caller ID (LUM)			UEPSR	UEPAP	2.19							21.60	21.60				26.94	12.76
	2-Wire voice unbundled Low Usage Line Port without Caller ID Capability			UEPSR	UEPRT	2.19							21.60	21.60				26.94	12.76
	Subsequent Activity			UEPSR	USASC	0.00							0.00	0.00				26.94	12.76
<b>FEATURES</b>																			
	All Available Vertical Features			UEPSR	UEPVF	3.40							0.00	0.00				26.94	12.76
<b>2-WIRE VOICE GRADE LINE PORT RATES (BUS)</b>																			
	Exchange Ports - 2-Wire Analog Line Port without Caller ID - Bus			UEPSB	UEPBL	2.19							21.60	21.60				26.94	12.76
	Exchange Ports - 2-Wire VG unbundled Line Port with unbundled port with Caller+E484 ID - Bus.			UEPSB	UEPBC	2.19							21.60	21.60				26.94	12.76
	Exchange Ports - 2-Wire Analog Line Port outgoing only - Bus.			UEPSB	UEPBO	2.19							21.60	21.60				26.94	12.76
	Exchange Ports - 2-Wire VG unbundled incoming only port with Caller ID - Bus			UEPSB	UEPB1	2.19							21.60	21.60				26.94	12.76
	2-Wire voice unbundled Incoming Only Port without Caller ID Capability			UEPSB	UEPBE	2.19							21.60	21.60				26.94	12.76
	Subsequent Activity			UEPSB	USASC	0.00							0.00	0.00					
<b>FEATURES</b>																			
	All Available Vertical Features			UEPSB	UEPVF	3.40							0.00	0.00				26.94	12.76
<b>EXCHANGE PORT RATES (DID &amp; PBX)</b>																			
	2-Wire VG Unbundled 2-Way PBX Trunk - Res			UEPSE	UEPRD	2.18							21.60	21.60				26.94	12.76
	2-Wire VG Line Side Unbundled 2-Way PBX Trunk - Bus			UEPSP	UEPPC	2.18							21.60	21.60				26.94	12.76
	2-Wire VG Line Side Unbundled Outward PBX Trunk - Bus			UEPSP	UEPPO	2.18							21.60	21.60				26.94	12.76
	2-Wire VG Line Side Unbundled Incoming PBX Trunk - Bus			UEPSP	UEPP1	2.18							21.60	21.60				26.94	12.76
	2-Wire Analog Long Distance Terminal PBX Trunk - Bus			UEPSP	UEPLD	2.18							21.60	21.60				26.94	12.76
	2-Wire Voice Unbundled PBX LD Terminal Ports			UEPSP	UEPLD	2.18							21.60	21.60				26.94	12.76
	2-Wire Vice Unbundled 2-Way PBX Usage Port			UEPSP	UEPXA	2.18							21.60	21.60				26.94	12.76
	2-Wire Voice Unbundled PBX Toll Terminal Hotel Ports			UEPSP	UEPXB	2.18							21.60	21.60				26.94	12.76

UNBUNDLED NETWORK ELEMENTS - North Carolina										Attachment: 2		Exhibit: B	
CATEGORY	RATE ELEMENTS	Interim	Zone	BCS	USOC	RATES (\$)	Svc Order Submitted Elec per LSR	Svc Order Submitted Manually per LSR	Incremental Charge - Manual Svc Order vs. Electronic-1st	Incremental Charge - Manual Svc Order vs. Electronic-Add'l	Incremental Charge - Manual Svc Order vs. Electronic-Disc 1st	Incremental Charge - Manual Svc Order vs. Electronic-Disc Add'l	
													Rec
	2-Wire Voice Unbundled PBX LD DDD Terminals Port			UEPSP	UEPXC	2.18						26.94	12.76
	2-Wire Voice Unbundled PBX LD Terminal Switchboard Port			UEPSP	UEPXD	2.18						26.94	12.76
	2-Wire Voice Unbundled PBX LD Terminal Switchboard IDD Capable Port			UEPSP	UEPXE	2.18		21.60	21.60			26.94	12.76
	2-Wire Voice Unbundled 2-Way PBX Hotel/Hospital Economy Administrative Calling Port			UEPSP	UEPXL	2.18		21.60	21.60			26.94	12.76
	2-Wire Voice Unbundled 2-Way PBX Hotel/Hospital Economy Room Calling Port			UEPSP	UEPXM	2.18		21.60	21.60			26.94	12.76
	2-Wire Voice Unbundled 1-Way Outgoing PBX Hotel/Hospital Discount Room Calling Port			UEPSP	UEPXO	2.18		21.60	21.60			26.94	12.76
	2-Wire Voice Unbundled 1-Way Outgoing PBX Measured Port Subsequent Activity			UEPSP	UEPXS	2.18		21.60	21.60			26.94	12.76
	2-Wire Voice Unbundled 1-Way Outgoing PBX Measured Port			UEPSP	USASC	0.00		0.00	0.00			26.94	12.76
	<b>FEATURES</b>												
	All Available Vertical Features			UEPSP	UEPSE	3.40		0.00	0.00			26.94	12.76
	<b>EXCHANGE PORT RATES (COIN)</b>												
	Exchange Ports - Coin Port					2.59		21.60	21.60			26.94	12.76
	<b>NOTE: Transmission/usage charges associated with POTS circuit switched usage will also apply to circuit switched voice and/or circuit switched data transmission by B-Channels associated with 2-wire ISDN ports.</b>												
	<b>NOTE: Access to B Channel or D Channel Packet capabilities will be available only through BFR/New Business Request Process. Rates for the packet capabilities will be determined via the Bona Fide Request/New Business Request Process.</b>												
	<b>UNBUNDLED LOCAL EXCHANGE SWITCHING(PORTS)</b>												
	<b>EXCHANGE PORT RATES</b>												
	Exchange Ports - 2-Wire DID Port			UEPEX	UEPP2	12.36		81.84	81.84			26.94	12.76
	Exchange Ports - DDITS Port - 4-Wire DS1 Port with DID capability			UEPDD	UEPDD	123.65		116.59	69.92			26.94	12.76
	Exchange Ports - 2-Wire ISDN Port (See Notes below.)			UEPTX	UEPSX	24.50		62.29	62.29			55.30	55.30
	All Features Offered			UEPTX	UEPSX	3.40		0.00	0.00				
	<b>NOTE: Transmission/usage charges associated with POTS circuit switched usage will also apply to circuit switched voice and/or circuit switched data transmission by B-Channels associated with 2-wire ISDN ports.</b>												
	<b>NOTE: Access to B Channel or D Channel Packet capabilities will be available only through BFR/New Business Request Process. Rates for the packet capabilities will be determined via the Bona Fide Request/New Business Request Process.</b>												
	Exchange Ports - 2-Wire ISDN Port -- Channel Profiles			UEPTX	UEPSX	0.00		0.00	0.00				
	Exchange Ports - 4-Wire ISDN DS1 Port			UEPEX	UEPEX	179.75		241.63	241.63			53.89	53.89
	<b>UNBUNDLED PORT with REMOTE CALL FORWARDING CAPABILITY</b>												
	<b>UNBUNDLED REMOTE CALL FORWARDING SERVICE - RESIDENCE</b>												
	Unbundled Remote Call Forwarding Service, Area Calling, Res			UEPVR	UERAC	2.19		21.60	21.60			26.94	12.76
	Unbundled Remote Call Forwarding Service, Local Calling - Res			UEPVR	UERLC	2.19		21.60	21.60			26.94	12.76
	Unbundled Remote Call Forwarding Service, InterLATA - Res			UEPVR	UERTE	2.19		21.60	21.60			26.94	12.76
	Unbundled Remote Call Forwarding Service, IntraLATA - Res			UEPVR	UERTR	2.19		21.60	21.60			26.94	12.76
	<b>Non-Recurring</b>												
	Unbundled Remote Call Forwarding Service - Conversion - Switch-as-is			UEPVR	USAC2			2.77	0.40			26.94	12.76
	Unbundled Remote Call Forwarding Service - Conversion with allowed change (PIC and LPIC)			UEPVR	USACC			2.77	0.40				
	<b>UNBUNDLED REMOTE CALL FORWARDING - Bus</b>												
	Unbundled Remote Call Forwarding Service, Area Calling - Bus			UEPVB	UERAC	2.19		21.60	21.60			26.94	12.76
	Unbundled Remote Call Forwarding Service, Local Calling - Bus			UEPVB	UERLC	2.19		21.60	21.60			26.94	12.76
	Unbundled Remote Call Forwarding Service, InterLATA - Bus			UEPVB	UERTE	2.19		21.60	21.60			26.94	12.76
	Unbundled Remote Call Forwarding Service, IntraLATA - Bus			UEPVB	UERTR	2.19		21.60	21.60			26.94	12.76
	Unbundled Remote Call Forwarding Service Expanded and Exception Local Calling			UEPVB	UERVJ	2.19		21.60	21.60			26.94	12.76
	<b>Non-Recurring</b>												
	Unbundled Remote Call Forwarding Service - Conversion - Switch-as-is			UEPVB	USAC2			2.77	0.40			26.94	12.76
	Unbundled Remote Call Forwarding Service - Conversion with allowed change (PIC and LPIC)			UEPVB	USACC			2.77	0.40				
	<b>UNBUNDLED LOCAL SWITCHING, PORT USAGE</b>												
	<b>End Office Switching (Port Usage)</b>												
	End Office Switching Function, Per MOU					0.0015							
	End Office Trunk Port - Shared, Per MOU					0.00023							

UNBUNDLED NETWORK ELEMENTS - North Carolina							Attachment: 2		Exhibit: B							
CATEGORY	RATE ELEMENTS	Interim	Zone	BCS	USOC	RATES (\$)	Svc Order Submitted Elec per LSR	Svc Order Submitted Manually per LSR	Incremental Charge - Manual Svc Order vs. Electronic-1st	Incremental Charge - Manual Svc Order vs. Electronic-Add'l	Incremental Charge - Manual Svc Order vs. Electronic-Disc 1st	Incremental Charge - Manual Svc Order vs. Electronic-Disc Add'l				
													Rec	Nonrecurring		Nonrecurring Disconnect
							First	Add'l	First	Add'l	SOMEc	SOMAN	SOMAN	SOMAN	SOMAN	SOMAN
<b>Tandem Switching (Port Usage) (Local or Access Tandem)</b>																
	Tandem Switching Function Per MOU					0.0006										
	Tandem Trunk Port - Shared, Per MOU					0.0003										
<b>Common Transport</b>																
	Common Transport - Per Mile, Per MOU					0.00001										
	Common Transport - Facilities Termination Per MOU					0.00034										
<b>UNBUNDLED PORT/LOOP COMBINATIONS - COST BASED RATES</b>																
Cost Based Rates are applied where BellSouth is required by FCC and/or State Commission rule to provide Unbundled Local Switching or Switch Ports.																
Features shall apply to the Unbundled Port/Loop Combination - Cost Based Rate section in the same manner as they are applied to the Stand-Alone Unbundled Port section of this Rate Exhibit.																
End Office and Tandem Switching Usage and Common Transport Usage rates in the Port section of this rate exhibit shall apply to all combinations of loop/port network elements except for UNE Coin Port/Loop Combinations.																
The first and additional Port nonrecurring charges apply to Not Currently Combined Combos. For Currently Combined Combos the nonrecurring charges shall be those identified in the Nonrecurring - Currently Combined sections.																
<b>2-WIRE VOICE GRADE LOOP WITH 2-WIRE LINE PORT (RES)</b>																
<b>UNE Port/Loop Combination Rates</b>																
	2-Wire VG Loop/Port Combo - Zone 1		1			13.03										
	2-Wire VG Loop/Port Combo - Zone 2		2			21.33										
	2-Wire VG Loop/Port Combo - Zone 3		3			32.61										
<b>UNE Loop Rates</b>																
	2-Wire Voice Grade Loop (SL1) - Zone 1		1	UEPRX	UEPLX	10.75										
	2-Wire Voice Grade Loop (SL1) - Zone 2		2	UEPRX	UEPLX	19.05										
	2-Wire Voice Grade Loop (SL1) - Zone 3		3	UEPRX	UEPLX	30.33										
<b>2-Wire Voice Grade Line Port Rates (Res)</b>																
	2-Wire voice unbundled port - residence			UEPRX	UEPRL	2.28	79.59	63.97			40.18	9.45				
	2-Wire voice unbundled port with Caller ID - res			UEPRX	UEPRC	2.28	79.59	63.97			40.18	9.45				
	2-Wire voice unbundled port outgoing only - res			UEPRX	UEPRO	2.28	79.59	63.97			40.18	9.45				
	2-Wire voice unbundles res, low usage line port with Caller ID (LUM)			UEPRX	UEPAP	2.28	79.59	63.97			40.18	9.45				
	2-Wire voice unbundled Low Usage Line Port without Caller ID Capability			UEPRX	UEPRT	2.28	79.59	63.97			40.18	9.45				
<b>FEATURES</b>																
	All Features Offered			UEPRX	UEPVF	3.40	0.00	0.00			40.18	9.45				
<b>LOCAL NUMBER PORTABILITY</b>																
	Local Number Portability (1 per port)			UEPRX	LNPCX	0.35										
<b>NONRECURRING CHARGES (NRCs) - CURRENTLY COMBINED</b>																
	2-Wire Voice Grade Loop / Line Port Combination - Conversion - Switch-as-is			UEPRX	USAC2		2.77	0.40			40.18	9.45				
	2-Wire Voice Grade Loop / Line Port Combination - Conversion - Switch with change			UEPRX	USACC		2.77	0.40			40.18	9.45				
	2-Wire Voice Grade Loop / Line Port Combination - Conversion - Subsequent Database Update						1.42				10.27					
<b>ADDITIONAL NRCs</b>																
	2-Wire Voice Grade Loop/Line Port Combination - Subsequent Activity			UEPRX	USAS2	0.00	0.00	0.00			40.18	9.45				
<b>2-WIRE VOICE GRADE LOOP WITH 2-WIRE LINE PORT (BUS)</b>																
<b>UNE Port/Loop Combination Rates</b>																
	2-Wire VG Loop/Port Combo - Zone 1		1			13.03										
	2-Wire VG Loop/Port Combo - Zone 2		2			21.33										
	2-Wire VG Loop/Port Combo - Zone 3		3			32.61										
<b>UNE Loop Rates</b>																
	2-Wire Voice Grade Loop (SL1) - Zone 1		1	UEPBX	UEPLX	10.75										
	2-Wire Voice Grade Loop (SL1) - Zone 2		2	UEPBX	UEPLX	19.05										
	2-Wire Voice Grade Loop (SL1) - Zone 3		3	UEPBX	UEPLX	30.33										
<b>2-Wire Voice Grade Line Port (Bus)</b>																
	2-Wire voice unbundled port without Caller ID - bus			UEPBX	UEPBL	2.28	79.59	63.97			40.18	9.45				
	2-Wire voice unbundled port with Caller + E484 ID - bus			UEPBX	UEPBC	2.28	79.59	63.97			40.18	9.45				
	2-Wire voice unbundled port outgoing only - bus			UEPBX	UEPBO	2.28	79.59	63.97			40.18	9.45				
	2-Wire voice unbundled incoming only port with Caller ID - Bus			UEPBX	UEPB1	2.28	79.59	63.97			40.18	9.45				
	2-Wire voice unbundled Incoming Only Port without Caller ID Capability			UEPBX	UEPBE	2.28	79.59	63.97			40.18	9.45				
<b>LOCAL NUMBER PORTABILITY</b>																

UNBUNDLED NETWORK ELEMENTS - North Carolina										Attachment: 2		Exhibit: B			
CATEGORY	RATE ELEMENTS	Interim	Zone	BCS	USOC	RATES (\$)				Svc Order Submitted Elec per LSR	Svc Order Submitted Manually per LSR	Incremental Charge - Manual Svc Order vs. Electronic-1st	Incremental Charge - Manual Svc Order vs. Electronic-Add'l	Incremental Charge - Manual Svc Order vs. Electronic-Disc 1st	Incremental Charge - Manual Svc Order vs. Electronic-Disc Add'l
						Rec	Nonrecurring		Nonrecurring Disconnect						
							First	Add'l	First	Add'l	SOME C	SOMAN	SOMAN	SOMAN	SOMAN
	Local Number Portability (1 per port)			UEPBX	LNPCX	0.35									
	<b>FEATURES</b>														
	All Features Offered			UEPBX	UEPVF	3.40	0.00	0.00					40.18	9.45	
	<b>NONRECURRING CHARGES (NRCs) - CURRENTLY COMBINED</b>														
	2-Wire Voice Grade Loop / Line Port Combination - Conversion - Switch-as-is			UEPBX	USAC2		2.77	0.40					40.18	9.45	
	2-Wire Voice Grade Loop / Line Port Combination - Conversion - Switch with change			UEPBX	USACC		2.77	0.40					40.18	9.45	
	2-Wire Voice Grade Loop / Line Port Combination - Conversion - Subsequent Database Update						1.42						10.27		
	<b>ADDITIONAL NRCs</b>														
	2-Wire Voice Grade Loop/Line Port Combination - Subsequent Activity			UEPBX	USAS2		0.00	0.00					40.18	9.45	
	<b>2-WIRE VOICE GRADE LOOP WITH 2-WIRE LINE PORT (RES - PBX)</b>														
	<b>UNE Port/Loop Combination Rates</b>														
	2-Wire VG Loop/Port Combo - Zone 1		1			13.03									
	2-Wire VG Loop/Port Combo - Zone 2		2			21.33									
	2-Wire VG Loop/Port Combo - Zone 3		3			32.61									
	<b>UNE Loop Rates</b>														
	2-Wire Voice Grade Loop (SL 1) - Zone 1		1	UEPRG	UEPLX	10.75									
	2-Wire Voice Grade Loop (SL 1) - Zone 2		2	UEPRG	UEPLX	19.05									
	2-Wire Voice Grade Loop (SL 1) - Zone 3		3	UEPRG	UEPLX	30.33									
	<b>2-Wire Voice Grade Line Port Rates (RES - PBX)</b>														
	2-Wire VG Unbundled Combination 2-Way PBX Trunk Port - Res			UEPRG	UEPRD	2.28	164.57	128.16					40.18	9.45	
	<b>LOCAL NUMBER PORTABILITY</b>														
	Local Number Portability (1 per port)			UEPRG	LNPCP	3.15	0.00	0.00							
	<b>FEATURES</b>														
	All Features Offered			UEPRG	UEPVF	3.40	0.00	0.00					40.18	9.45	
	<b>NONRECURRING CHARGES (NRCs) - CURRENTLY COMBINED</b>														
	2-Wire Voice Grade Loop/ Line Port Combination (PBX) - Conversion - Switch-As-Is			UEPRG	USAC2		2.77	0.40					40.18	9.45	
	2-Wire Voice Grade Loop/ Line Port Combination (PBX) - Conversion - Switch with Change			UEPRG	USACC		2.77	0.40					40.18	9.45	
	2-Wire Voice Grade Loop / Line Port Combination - Conversion - Subsequent Database Update						1.42						10.27		
	<b>ADDITIONAL NRCs</b>														
	2-Wire Voice Grade Loop/ Line Port Combination (PBX) - Subsequent Activity			UEPRG	USAS2	0.00	0.00	0.00					40.18	9.45	
	<b>2-WIRE VOICE GRADE LOOP WITH 2-WIRE LINE PORT (BUS - PBX)</b>														
	<b>UNE Port/Loop Combination Rates</b>														
	2-Wire VG Loop/Port Combo - Zone 1		1			13.03									
	2-Wire VG Loop/Port Combo - Zone 2		2			21.33									
	2-Wire VG Loop/Port Combo - Zone 3		3			32.61									
	<b>UNE Loop Rates</b>														
	2-Wire Voice Grade Loop (SL 1) - Zone 1		1	UEPPX	UEPLX	10.75									
	2-Wire Voice Grade Loop (SL 1) - Zone 2		2	UEPPX	UEPLX	19.05									
	2-Wire Voice Grade Loop (SL 1) - Zone 3		3	UEPPX	UEPLX	30.33									
	<b>2-Wire Voice Grade Line Port Rates (BUS - PBX)</b>														
	Line Side Unbundled Combination 2-Way PBX Trunk Port - Bus			UEPPX	UEPPC	2.28	164.57	128.16					40.18	9.45	
	Line Side Unbundled Outward PBX Trunk Port - Bus			UEPPX	UEPPO	2.28	164.57	128.16					40.18	9.45	
	Line Side Unbundled Incoming PBX Trunk Port - Bus			UEPPX	UEPP1	2.28	164.57	128.16					40.18	9.45	
	2-Wire Voice Unbundled PBX LD Terminal Ports			UEPPX	UEPLD	2.28	164.57	128.16					40.18	9.45	
	2-Wire Voice Unbundled 2-Way Combination PBX Usage Port			UEPPX	UEPXA	2.28	164.57	128.16					40.18	9.45	
	2-Wire Voice Unbundled PBX Toll Terminal Hotel Ports			UEPPX	UEPXB	2.28	164.57	128.16					40.18	9.45	
	2-Wire Voice Unbundled PBX LD DDD Terminals Port			UEPPX	UEPXC	2.28	164.57	128.16					40.18	9.45	
	2-Wire Voice Unbundled PBX LD Terminal Switchboard Port			UEPPX	UEPXD	2.28	164.57	128.16					40.18	9.45	

UNBUNDLED NETWORK ELEMENTS - North Carolina							Attachment: 2		Exhibit: B							
CATEGORY	RATE ELEMENTS	Interim	Zone	BCS	USOC	RATES (\$)				Svc Order Submitted Elec per LSR	Svc Order Submitted Manually per LSR	Incremental Charge - Manual Svc Order vs. Electronic-1st	Incremental Charge - Manual Svc Order vs. Electronic-Add'l	Incremental Charge - Manual Svc Order vs. Electronic-Disc 1st	Incremental Charge - Manual Svc Order vs. Electronic-Disc Add'l	
						Rec	Nonrecurring		Nonrecurring Disconnect							OSS Rates (\$)
							First	Add'l	First	Add'l	SOMEc	SOMAN	SOMAN	SOMAN	SOMAN	SOMAN
	2-Wire Voice Unbundled PBX LD Terminal Switchboard IDD Capable Port			UEPPX	UEPXE	2.28	164.57	128.16					40.18	9.45		
	2-Wire Voice Unbundled 2-Way PBX Hotel/Hospital Economy Administrative Calling Port			UEPPX	UEPXL	2.28	164.57	128.16					40.18	9.45		
	2-Wire Voice Unbundled 2-Way PBX Hotel/Hospital Economy Room Calling Port			UEPPX	UEPXM	2.28	164.57	128.16					40.18	9.45		
	2-Wire Voice Unbundled 1-Way Outgoing PBX Hotel/Hospital Discount Room Calling Port			UEPPX	UEPXO	2.28	164.57	128.16					40.18	9.45		
	2-Wire Voice Unbundled 1-Way Outgoing PBX Measured Port			UEPPX	UEPXS	2.28	164.57	128.16					40.18	9.45		
	<b>LOCAL NUMBER PORTABILITY</b>															
	Local Number Portability (1 per port)			UEPPX	LNPCP	3.15	0.00	0.00					40.18	9.45		
	<b>FEATURES</b>															
	All Features Offered			UEPPX	UEPVF	3.40	0.00	0.00					40.18	9.45		
	<b>NONRECURRING CHARGES (NRCs) - CURRENTLY COMBINED</b>															
	2-Wire Voice Grade Loop/ Line Port Combination (PBX) - Conversion - Switch-As-Is			UEPPX	USAC2		2.77	0.40					40.18	9.45		
	2-Wire Voice Grade Loop/ Line Port Combination (PBX) - Conversion - Switch with Change			UEPPX	USACC		2.77	0.40					40.18	9.45		
	2-Wire Voice Grade Loop / Line Port Combination - Conversion - Subsequent Database Update						1.42						10.27			
	<b>ADDITIONAL NRCs</b>															
	2-Wire Voice Grade Loop/ Line Port Combination (PBX) - Subsequent Activity			UEPPX	USAS2	0.00	0.00	0.00					40.18	9.45		
	<b>2-WIRE VOICE GRADE LOOP WITH 2-WIRE ANALOG LINE COIN PORT</b>															
	<b>UNE Port/Loop Combination Rates</b>															
	2-Wire VG Coin Port/Loop Combo – Zone 1		1			13.03										
	2-Wire VG Coin Port/Loop Combo – Zone 2		2			21.33										
	2-Wire VG Coin Port/Loop Combo – Zone 3		3			32.61										
	<b>UNE Loop Rates</b>															
	2-Wire Voice Grade Loop (SL1) - Zone 1		1	UEPCO	UEPLX	10.75										
	2-Wire Voice Grade Loop (SL1) - Zone 2		2	UEPCO	UEPLX	19.05										
	2-Wire Voice Grade Loop (SL1) - Zone 3		3	UEPCO	UEPLX	30.33										
	<b>2-Wire Voice Grade Line Ports (COIN)</b>															
	2-Wire Coin 2-Way without Operator Screening and without Blocking (NC)			UEPCO	UEPND	2.28	79.59	63.97					40.18	9.45		
	2-Wire Coin 2-Way with Operator Screening (NC)			UEPCO	UEPNC	2.28	79.59	63.97					40.18	9.45		
	2-Wire Coin 2-Way with Operator Screening and Blocking: 011, 900/976, 1+DDD (NC, TN)			UEPCO	UEPRP	2.28	79.59	63.97					40.18	9.45		
	2-Wire Coin 2-Way with Operator Screening and 011 Blocking (NC)			UEPCO	UEPNB	2.28	79.59	63.97					40.18	9.45		
	2-Wire Coin 2-Way with Operator Screening: 900 Blocking: 900/976, 1+DDD, 011+, and Local (NC, TN)			UEPCO	UEPCA	2.28	79.59	63.97					40.18	9.45		
	2-Wire Coin Outward with Operator Screening and 011 Blocking (NC)			UEPCO	UEPNE	2.28	79.59	63.97					40.18	9.45		
	2-Wire Coin Outward with Operator Screening and Blocking: 900/976, 1+DDD, 011+, and Local (NC)			UEPCO	UEPCL	2.28	79.59	63.97					40.18	9.45		
	2-Wire 2-Way Smartline with 900/976 (all states except LA)			UEPCO	UEPCK	2.28	79.59	63.97					40.18	9.45		
	2-Wire Coin Outward Smartline with 900/976 (all states except LA)			UEPCO	UEPCR	2.28	79.59	63.97					40.18	9.45		
	<b>ADDITIONAL UNE COIN PORT/LOOP (RC)</b>															
	UNE Coin Port/Loop Combo Usage (Flat Rate)			UEPCO	URECU	3.70	0.00	0.00	0.00	0.00			40.18	9.45		
	<b>LOCAL NUMBER PORTABILITY</b>															
	Local Number Portability (1 per port)			UEPCO	LNPCX	0.35										
	<b>NONRECURRING CHARGES - CURRENTLY COMBINED</b>															
	2-Wire Voice Grade Loop / Line Port Combination - Conversion - Switch-as-is			UEPCO	USAC2		2.77	0.40					40.18	9.45		
	2-Wire Voice Grade Loop / Line Port Combination - Conversion - Switch with change			UEPCO	USACC		2.77	0.40					40.18	9.45		

UNBUNDLED NETWORK ELEMENTS - North Carolina							Attachment: 2		Exhibit: B			
CATEGORY	RATE ELEMENTS	Interim	Zone	BCS	USOC	RATES (\$)	Svc Order Submitted Elec per LSR	Svc Order Submitted Manually per LSR	Incremental Charge - Manual Svc Order vs. Electronic-1st	Incremental Charge - Manual Svc Order vs. Electronic-Add'l	Incremental Charge - Manual Svc Order vs. Electronic-Disc 1st	Incremental Charge - Manual Svc Order vs. Electronic-Disc Add'l
	2-Wire Voice Grade Loop / Line Port Combination - Conversion - Subsequent Database Update											
							1.42					
	<b>ADDITIONAL NRCs</b>											
	2-Wire Voice Grade Loop/Line Port Combination - Subsequent Activity			UEPCO	USAS2		0.00	0.00			40.18	9.45
	<b>2-WIRE VOICE LOOP/ 2WIRE VOICE GRADE IO TRANSPORT/ 2-WIRE LINE PORT (RES)</b>											
	<b>UNE Port/Loop Combination Rates</b>											
	<b>UNE Loop Rates</b>											
	<b>2-Wire Voice Grade Line Port Rates (Res)</b>											
	2-Wire voice unbundled port - residence			UEPFR	UEPRL	2.19	225.00	225.00			40.18	9.45
	2-Wire voice unbundled port with Caller ID - res			UEPFR	UEPRC	2.19	225.00	225.00			40.18	9.45
	2-Wire voice unbundled port outgoing only - res			UEPFR	UEPRO	2.19	225.00	225.00			40.18	9.45
	2-Wire voice unbundles res, low usage line port with Caller ID (LUM)			UEPFR	UEPAP	2.19	225.00	225.00			40.18	9.45
	<b>INTEROFFICE TRANSPORT</b>											
	Interoffice Transport - Dedicated - 2 Wire Voice Grade - Facility Termination			UEPFR	U1TV2	18.00	140.00	71.00				
	Interoffice Transport - Dedicated - 2 Wire Voice Grade - Per Mile or Fraction Mile			UEPFR	1L5XX	0.0125						
	<b>FEATURES</b>											
	All Features Offered			UEPFR	UEPVF	3.40	0.00	0.00			40.18	9.45
	<b>LOCAL NUMBER PORTABILITY</b>											
	Local Number Portability (1 per port)			UEPFR	LNPCX	0.35						
	<b>NONRECURRING CHARGES (NRCs) - CURRENTLY COMBINED</b>											
	2-Wire Loop / Dedicated IO Transport / 2 Wire Line Port Combination - Conversion - Switch-as-is			UEPFR	USAC2		9.03	1.87			40.18	9.45
	2-Wire Loop / Dedicated IO Transport / 2 Wire Line Port Combination - Conversion - Switch-With-Change			UEPFR	USACC		9.03	1.87			40.18	9.45
	<b>2-WIRE VOICE LOOP/ 2WIRE VOICE GRADE IO TRANSPORT/ 2-WIRE LINE PORT (BUS)</b>											
	<b>UNE Port/Loop Combination Rates</b>											
	<b>UNE Loop Rates</b>											
	<b>2-Wire Voice Grade Line Port (Bus)</b>											
	2-Wire voice unbundled port without Caller ID - bus			UEPFB	UEPBL	2.19	225.00	225.00			40.18	9.45
	2-Wire voice unbundled port with Caller + E484 ID - bus			UEPFB	UEPBC	2.19	225.00	225.00			40.18	9.45
	2-Wire voice unbundled port outgoing only - bus			UEPFB	UEPBO	2.19	225.00	225.00			40.18	9.45
	2-Wire voice unbundled incoming only port with Caller ID - Bus			UEPFB	UEPB1	2.19	225.00	225.00			40.18	9.45
	<b>LOCAL NUMBER PORTABILITY</b>											
	Local Number Portability (1 per port)			UEPFB	LNPCX	0.35						
	<b>INTEROFFICE TRANSPORT</b>											
	Interoffice Transport - Dedicated - 2 Wire Voice Grade - Facility Termination			UEPFB	U1TV2							
	Interoffice Transport - Dedicated - 2 Wire Voice Grade - Per Mile or Fraction Mile			UEPFB	1L5XX							
	<b>FEATURES</b>											
	All Features Offered			UEPFB	UEPVF	3.40	0.00	0.00			40.18	9.45
	<b>NONRECURRING CHARGES (NRCs) - CURRENTLY COMBINED</b>											
	2-Wire Loop / Dedicated IO Transport / 2 Wire Line Port Combination - Conversion - Switch-as-is			UEPFB	USAC2		9.03	1.87			40.18	9.45
	2-Wire Loop / Dedicated IO Transport / 2 Wire Line Port Combination - Conversion - Switch with change			UEPFB	USACC		9.03	1.87			40.18	9.45
	<b>2-WIRE VOICE GRADE LOOP WITH 2-WIRE LINE PORT (BUS - PBX)</b>											
	<b>UNE Port/Loop Combination Rates</b>											
	<b>UNE Loop Rates</b>											
	<b>2-Wire Voice Grade Line Port Rates (BUS - PBX)</b>											
	Line Side Unbundled Combination 2-Way PBX Trunk Port - Bus			UEPFP	UEPPC	2.18	225.00	225.00			40.18	9.45
	Line Side Unbundled Outward PBX Trunk Port - Bus			UEPFP	UEPPO	2.18	225.00	225.00			40.18	9.45
	Line Side Unbundled Incoming PBX Trunk Port - Bus			UEPFP	UEPP1	2.18	225.00	225.00			40.18	9.45
	2-Wire Voice Unbundled PBX LD Terminal Ports			UEPFP	UEPLD	2.18	225.00	225.00			40.18	9.45

UNBUNDLED NETWORK ELEMENTS - North Carolina										Attachment: 2		Exhibit: B				
CATEGORY	RATE ELEMENTS	Interim	Zone	BCS	USOC	RATES (\$)	Svc Order Submitted Elec per LSR	Svc Order Submitted Manually per LSR	Incremental Charge - Manual Svc Order vs. Electronic-1st	Incremental Charge - Manual Svc Order vs. Electronic-Add'l	Incremental Charge - Manual Svc Order vs. Electronic-Disc 1st	Incremental Charge - Manual Svc Order vs. Electronic-Disc Add'l	OSS Rates (\$)			
													Rec	Nonrecurring First	Nonrecurring Add'l	Nonrecurring Disconnect First
	2-Wire Voice Unbundled 2-Way Combination PBX Usage Port			UEPFP	UEPXA	2.18							40.18	9.45		
	2-Wire Voice Unbundled PBX Toll Terminal Hotel Ports			UEPFP	UEPXB	2.18							40.18	9.45		
	2-Wire Voice Unbundled PBX LD DDD Terminals Port			UEPFP	UEPXC	2.18							40.18	9.45		
	2-Wire Voice Unbundled PBX LD Terminal Switchboard Port			UEPFP	UEPXD	2.18							40.18	9.45		
	2-Wire Voice Unbundled PBX LD Terminal Switchboard IDD Capable Port			UEPFP	UEPXE	2.18							40.18	9.45		
	2-Wire Voice Unbundled 2-Way PBX Hotel/Hospital Economy Administrative Calling Port			UEPFP	UEPXL	2.18							40.18	9.45		
	2-Wire Voice Unbundled 2-Way PBX Hotel/Hospital Economy Room Calling Port			UEPFP	UEPXM	2.18							40.18	9.45		
	2-Wire Voice Unbundled 1-Way Outgoing PBX Hotel/Hospital Discount Room Calling Port			UEPFP	UEPXO	2.18							40.18	9.45		
	2-Wire Voice Unbundled 1-Way Outgoing PBX Measured Port			UEPFP	UEPXS	2.18							40.18	9.45		
	<b>LOCAL NUMBER PORTABILITY</b>															
	Local Number Portability (1 per port)			UEPFP	LNPCP	3.15							40.18	9.45		
	<b>INTEROFFICE TRANSPORT</b>															
	Interoffice Transport - Dedicated - 2 Wire Voice Grade - Facility Termination			UEPFP	U1TV2											
	Interoffice Transport - Dedicated - 2 Wire Voice Grade - Per Mile or Fraction Mile			UEPFP	1L5XX											
	<b>FEATURES</b>															
	All Features Offered			UEPFP	UEPVF	3.40							40.18	9.45		
	<b>NONRECURRING CHARGES (NRCs) - CURRENTLY COMBINED</b>															
	2-Wire Loop / Dedicated IO Transport / 2 Wire Line Port Combination - Conversion - Switch-as-is			UEPFP	USAC2								40.18	9.45		
	2-Wire Loop / Dedicated IO Transport / 2 Wire Line Port Combination - Conversion - Switch with change			UEPFP	USACC								40.18	9.45		
	<b>UNBUNDLED PORT/LOOP COMBINATIONS - COST BASED RATES</b>															
	<b>2-WIRE VOICE GRADE LOOP- BUS ONLY - WITH 2-WIRE DID TRUNK PORT</b>															
	<b>UNE Port/Loop Combination Rates</b>															
	2-Wire VG Loop/2-Wire DID Trunk Port Combo - UNE Zone 1		1			20.97										
	2-Wire VG Loop/2-Wire DID Trunk Port Combo - UNE Zone 2		2			27.80										
	2-Wire VG Loop/2-Wire DID Trunk Port Combo - UNE Zone 3		3			37.08										
	<b>UNE Loop Rates</b>															
	2-Wire Analog Voice Grade Loop - (SL2) - UNE Zone 1		1	UEPPX	UECD1	8.85										
	2-Wire Analog Voice Grade Loop - (SL2) - UNE Zone 2		2	UEPPX	UECD1	15.68										
	2-Wire Analog Voice Grade Loop - (SL2) - UNE Zone 3		3	UEPPX	UECD1	24.96										
	<b>UNE Port Rate</b>															
	Exchange Ports - 2-Wire DID Port			UEPPX	UEPD1	12.12							40.18	9.45		
	<b>NONRECURRING CHARGES - CURRENTLY COMBINED</b>															
	2-Wire Voice Grade Loop / 2-Wire DID Trunk Port Combination - Switch-as-is			UEPPX	USAC1								53.89	11.34		
	2-Wire Voice Grade Loop / 2-Wire DID Trunk Port Conversion with BellSouth Allowable Changes			UEPPX	USA1C								53.89	11.34		
	<b>ADDITIONAL NRCs</b>															
	2-Wire DID Subsequent Activity - Add Trunks, Per Trunk			UEPPX	USAS1								40.18	9.45		
	<b>Telephone Number/Trunk Group Establishment Charges</b>															
	DID Trunk Termination (One Per Port)			UEPPX	NDT	0.00										
	DID Numbers, Establish Trunk Group and Provide First Group of 20 DID Numbers			UEPPX	NDZ	0.00										
	Additional DID Numbers for each Group of 20 DID Numbers			UEPPX	ND4	0.00										
	DID Numbers, Non- consecutive DID Numbers , Per Number			UEPPX	ND5	0.00										
	Reserve Non-Consecutive DID numbers			UEPPX	ND6	0.00										
	Reserve DID Numbers			UEPPX	NDV	0.00										
	<b>LOCAL NUMBER PORTABILITY</b>															
	Local Number Portability (1 per port)			UEPPX	LNPCP	3.15										
	<b>2-WIRE ISDN DIGITAL GRADE LOOP WITH 2-WIRE ISDN DIGITAL LINE SIDE PORT</b>															
	<b>UNE Port/Loop Combination Rates</b>															



UNBUNDLED NETWORK ELEMENTS - North Carolina							Attachment: 2		Exhibit: B						
CATEGORY	RATE ELEMENTS	Interim	Zone	BCS	USOC	RATES (\$)	Svc Order Submitted Elec per LSR	Svc Order Submitted Manually per LSR	Incremental Charge - Manual Svc Order vs. Electronic-1st	Incremental Charge - Manual Svc Order vs. Electronic-Add'l	Incremental Charge - Manual Svc Order vs. Electronic-Disc 1st	Incremental Charge - Manual Svc Order vs. Electronic-Disc Add'l			
													Rec	Nonrecurring	
										SOMEc	SOMAN	SOMAN	SOMAN	SOMAN	SOMAN
	2W ISDN Digital Grade Loop/2W ISDN Digital Line Side Port - UNE Zone 1		1	UEPPB UEPPR		38.84									
	2W ISDN Digital Grade Loop/2W ISDN Digital Line Side Port - UNE Zone 2		2	UEPPB UEPPR		50.01									
	2W ISDN Digital Grade Loop/2W ISDN Digital Line Side Port - UNE Zone 3		3	UEPPB UEPPR		65.18									
<b>UNE Loop Rates</b>															
	2-Wire ISDN Digital Grade Loop - UNE Zone 1		1	UEPPB UEPPR USL2X		14.47									
	2-Wire ISDN Digital Grade Loop - UNE Zone 2		2	UEPPB UEPPR USL2X		25.64									
	2-Wire ISDN Digital Grade Loop - UNE Zone 3		3	UEPPB UEPPR USL2X		40.81									
<b>UNE Port Rate</b>															
	Exchange Port - 2-Wire ISDN Line Side Port			UEPPB UEPPR UEPPB		24.37	388.20	302.77			19.99	19.99			
<b>NONRECURRING CHARGES - CURRENTLY COMBINED</b>															
	2-Wire ISDN Digital Grade Loop / 2-Wire ISDN Line Side Port Combination - Conversion			UEPPB UEPPR USACB		0.00	174.35	174.35							
<b>ADDITIONAL NRCs</b>															
<b>LOCAL NUMBER PORTABILITY</b>															
	Local Number Portability (1 per port)			UEPPB UEPPR LNPCX		0.35	0.00	0.00							
<b>B-CHANNEL USER PROFILE ACCESS:</b>															
	CVS/CSD (DMS/5ESS)			UEPPB UEPPR U1UCA		0.00	0.00	0.00							
	CVS (EWSD)			UEPPB UEPPR U1UCB		0.00	0.00	0.00							
	CSD			UEPPB UEPPR U1UCC		0.00	0.00	0.00							
<b>B-CHANNEL AREA PLUS USER PROFILE ACCESS: (AL,KY,LA,MS SC,MS, &amp; TN)</b>															
<b>USER TERMINAL PROFILE</b>															
	User Terminal Profile (EWSD only)			UEPPB UEPPR U1UMA		0.00	0.00	0.00							
<b>VERTICAL FEATURES</b>															
	All Vertical Features - One per Channel B User Profile			UEPPB UEPPR UEPVF		3.40	0.00	0.00							
<b>INTEROFFICE CHANNEL MILEAGE</b>															
	Interoffice Channel mileage each, including first mile and facilities termination			UEPPB UEPPR M1GNC		18.0282	137.48	52.58			19.99	19.99			
	Interoffice Channel mileage each, additional mile			UEPPB UEPPR M1GNM		0.0282	0.00	0.00							
<b>4-WIRE DS1 DIGITAL LOOP WITH 4-WIRE ISDN DS1 DIGITAL TRUNK PORT</b>															
<b>UNE Port/Loop Combination Rates</b>															
	4W DS1 Digital Loop/4W ISDN DS1 Digital Trunk Port - UNE Zone 1		1	UEPPP		226.55									
	4W DS1 Digital Loop/4W ISDN DS1 Digital Trunk Port - UNE Zone 2		2	UEPPP		263.28									
	4W DS1 Digital Loop/4W ISDN DS1 Digital Trunk Port - UNE Zone 3		3	UEPPP		313.15									
<b>UNE Loop Rates</b>															
	4-Wire DS1 Digital Loop - UNE Zone 1		1	UEPPP USL4P		47.54									
	4-Wire DS1 Digital Loop - UNE Zone 2		2	UEPPP USL4P		84.27									
	4-Wire DS1 Digital Loop - UNE Zone 3		3	UEPPP USL4P		134.14									
<b>UNE Port Rate</b>															
	Exchange Ports - 4-Wire ISDN DS1 Port			UEPPP UEPPP		179.01	956.47	663.10			19.99	19.99			
<b>NONRECURRING CHARGES - CURRENTLY COMBINED</b>															
	4-Wire DS1 Digital Loop / 4-Wire ISDN DS1 Digital Trunk Port Combination - Conversion -Switch-as-is			UEPPP USACP		0.00	481.51	481.51							
<b>ADDITIONAL NRCs</b>															
	4-Wire DS1 Loop / 4-Wire ISDN DS1 Digital Trunk Port - Subsequent Inward/2-Way Tel Nos - (NC Only)			UEPPP PR7TG			1.17	1.17							
	4-Wire DS1 Loop/4-Wire ISDN Digital Trunk Port - Subsequent Activity Outward tel nos. (NC only)			UEPPP PR7TP			28.17	28.17							
	4-Wire DS1 Loop / 4-Wire ISDN DS1 Digital Trk Port - Subsequent Inward Tel Numbers			UEPPP PR7ZT			56.33	56.33							
<b>LOCAL NUMBER PORTABILITY</b>															
	Local Number Portability (1 per port)			UEPPP LNPCN		1.75									
<b>INTERFACE (Provisioning Only)</b>															

**UNBUNDLED NETWORK ELEMENTS - North Carolina**

UNBUNDLED NETWORK ELEMENTS - North Carolina							Attachment: 2		Exhibit: B						
CATEGORY	RATE ELEMENTS	Interim	Zone	BCS	USOC	RATES (\$)	Svc Order Submitted Elec per LSR	Svc Order Submitted Manually per LSR	Incremental Charge - Manual Svc Order vs. Electronic-1st	Incremental Charge - Manual Svc Order vs. Electronic-Add'l	Incremental Charge - Manual Svc Order vs. Electronic-Disc 1st	Incremental Charge - Manual Svc Order vs. Electronic-Disc Add'l			
													Rec	Nonrecurring	
						First	Add'l	First	Add'l	SOMEC	SOMAN	SOMAN	SOMAN	SOMAN	SOMAN
	Voice/Data			UEPPP	PR71V	0.00		0.00	0.00						
	Digital Data			UEPPP	PR71D	0.00		0.00	0.00						
	Inward Data			UEPPP	PR71E	0.00		0.00	0.00						
	<b>New or Additional "B" Channel</b>														
	New or Additional - Voice/Data B Channel			UEPPP	PR7BV	0.00		36.92			19.99	19.99			
	New or Additional - Digital Data B Channel			UEPPP	PR7BF	0.00		36.92			19.99	19.99			
	New or Additional Inward Data B Channel			UEPPP	PR7BD	0.00		36.92			19.99	19.99			
	<b>CALL TYPES</b>														
	Inward			UEPPP	PR7C1	0.00		0.00	0.00						
	Outward			UEPPP	PR7C0	0.00		0.00	0.00						
	Two-way			UEPPP	PR7CC	0.00		0.00	0.00						
	<b>Interoffice Channel Mileage</b>														
	Fixed Each Including First Mile			UEPPP	1LN1A	71.8653		217.17	163.75		0.00		19.99	19.99	
	Each Airline-Fractional Additional Mile			UEPPP	1LN1B	0.5753									
	<b>4-WIRE DS1 DIGITAL LOOP WITH 4-WIRE DDITS TRUNK PORT</b>														
	<b>UNE Port/Loop Combination Rates</b>														
	4W DS1 Digital Loop/4W DDITS Trunk Port - UNE Zone 1		1	UEPDC		171.06									
	4W DS1 Digital Loop/4W DDITS Trunk Port - UNE Zone 2		2	UEPDC		207.79									
	4W DS1 Digital Loop/4W DDITS Trunk Port - UNE Zone 3		3	UEPDC		257.66									
	<b>UNE Loop Rates</b>														
	4-Wire DS1 Digital Loop - UNE Zone 1		1	UEPDC	USLDC	47.54									
	4-Wire DS1 Digital Loop - UNE Zone 2		2	UEPDC	USLDC	84.27									
	4-Wire DS1 Digital Loop - UNE Zone 3		3	UEPDC	USLDC	134.14									
	<b>UNE Port Rate</b>														
	4-Wire DDITS Digital Trunk Port			UEPDC	UDD1T	123.52		831.43	491.39				19.99	19.99	
	<b>NONRECURRING CHARGES - CURRENTLY COMBINED</b>														
	4-Wire DS1 Digital Loop / 4-Wire DDITS Trunk Port Combination - Switch-as-is			UEPDC	USAC4			490.38	490.38						
	4-Wire DS1 Digital Loop / 4-Wire DDITS Trunk Port Combination - Conversion with DS1 Changes			UEPDC	USAWA			490.38	490.38						
	4-Wire DS1 Digital Loop / 4-Wire DDITS Trunk Port Combination - Conversion with Change - Trunk			UEPDC	USAWB			490.38	490.38						
	<b>ADDITIONAL NRCS</b>														
	4-Wire DS1 Loop / 4-Wire DDITS Trunk Port - Subsequent Service Activity Per Service Order			UEPDC	USAS4			127.63	127.63						
	4-Wire DS1 Loop / 4-Wire DDITS Trunk Port - NRC - Subsequent Channel Activation/Chan - 2-Way Trunk			UEPDC	UDTTA			28.81	28.81						
	4-Wire DS1 Loop / 4-Wire DDITS Trunk Port - Subsequent Channel Activation/Chan - 1-Way Outward Trunk			UEPDC	UDTTB			28.81	28.81						
	4-Wire DS1 Loop / 4-Wire DDITS Trunk Port - Subsqnt Channel Activation/Chan Inward Trunk w/out DID			UEPDC	UDTTC			28.81	28.81				19.99	19.99	
	4-Wire DS1 Loop / 4-Wire DDITS Trunk Port - Subsqnt Chan Activation Per Chan - Inward Trunk with DID			UEPDC	UDTTD			28.81	28.81				19.99	19.99	
	4-Wire DS1 Loop / 4-Wire DDITS Trunk Port - Subsqnt Chan Activation / Chan - 2-Way DID w User Trans			UEPDC	UDTTE			28.81	28.81						
	<b>BIPOLAR 8 ZERO SUBSTITUTION</b>														
	B8ZS -Superframe Format			UEPDC	CCOSF			0.00	615.00						
	B8ZS - Extended Superframe Format			UEPDC	CCOEF			0.00	615.00						
	<b>Alternate Mark Inversion</b>														
	AMI -Superframe Format			UEPDC	MCOSF			0.00	0.00						
	AMI - Extended SuperFrame Format			UEPDC	MCOPO			0.00	0.00						
	<b>Telephone Number/Trunk Group Establishment Charges</b>														
	Telephone Number for 2-Way Trunk Group			UEPDC	UDTGX	0.00							19.99	19.99	
	Telephone Number for 1-Way Outward Trunk Group			UEPDC	UDTGY	0.00							19.99	19.99	
	Telephone Number for 1-Way Inward Trunk Group Without DID			UEPDC	UDTGZ	0.00							19.99	19.99	
	DID Numbers, Establish Trunk Group and Provide First Group of 20 DID Numbers			UEPDC	NDZ	0.00		0.00	0.00						
	DID Numbers for each Group of 20 DID Numbers			UEPDC	ND4	0.00									
	DID Numbers, Non- consecutive DID Numbers , Per Number			UEPDC	ND5	0.00									



UNBUNDLED NETWORK ELEMENTS - North Carolina										Attachment: 2		Exhibit: B			
CATEGORY	RATE ELEMENTS	Interim	Zone	BCS	USOC	RATES (\$)				Svc Order Submitted Elec per LSR	Svc Order Submitted Manually per LSR	Incremental Charge - Manual Svc Order vs. Electronic-1st	Incremental Charge - Manual Svc Order vs. Electronic-Add'l	Incremental Charge - Manual Svc Order vs. Electronic-Disc 1st	Incremental Charge - Manual Svc Order vs. Electronic-Disc Add'l
						Rec	Nonrecurring		Nonrecurring Disconnect						
						First	Add'l	First	Add'l	SOMEC	SOMAN	SOMAN	SOMAN	SOMAN	SOMAN
	Line Side Inward Only Channelized PBX Trunk Port without DID			UEPPX	UEP1X	2.28	0.00	0.00	0.00	0.00			40.18	9.45	
	2-Wire Trunk Side Unbundled Channelized DID Trunk Port			UEPPX	UEPDM	13.26	0.00	0.00	0.00	0.00			40.18	9.45	
<b>Feature Activations - Unbundled Loop Concentration</b>															
	Feature (Service) Activation for each Line Port Terminated in D4 Bank			UEPPX	1PQWM	0.65	25.27	13.34	4.15	4.12			40.18	9.45	
	Feature (Service) Activation for each Trunk Port Terminated in D4 Bank			UEPPX	1PQWU	0.65	77.75	18.33	58.74	11.48			40.18	9.45	
<b>Telephone Number/ Group Establishment Charges for DID Service</b>															
	DID Trunk Termination (1 per Port)			UEPPX	NDT	0.00	0.00	0.00							
	Estab Trk Grp and Provide 1st 20 DID Nos. (FL,GA, NC,& SC)			UEPPX	NDZ	0.00	0.00	0.00							
	DID Numbers - groups of 20 - Valid all States			UEPPX	ND4	0.00	0.00	0.00							
	Non-Consecutive DID Numbers - per number			UEPPX	ND5	0.00	0.00	0.00							
	Reserve Non-Consecutive DID Numbers			UEPPX	ND6	0.00	0.00	0.00							
	Reserve DID Numbers			UEPPX	NDV	0.00	0.00	0.00							
<b>Local Number Portability</b>															
	Local Number Portability - 1 per port			UEPPX	LNPCP	3.15	0.00	0.00							
<b>FEATURES - Vertical and Optional</b>															
<b>Local Switching Features Offered with Line Side Ports Only</b>															
	All Features Available			UEPPX	UEPVF	3.40	0.00	0.00					40.18	9.45	
<b>UNBUNDLED PORT LOOP COMBINATIONS - MARKET RATES</b>															
Market Rates shall apply where BellSouth is not required to provide unbundled local switching or switch ports per FCC and/or State Commission rules.															
This includes:															
Unbundled port/loop combinations that are Currently Combined or Not Currently Combined in Zone 1 of the Top 8 MSAs in BellSouth's region for end users with 4 or more DS0 equivalent lines.															
The Top 8 MSAs in BellSouth's region are: FL (Orlando, Ft. Lauderdale, Miami); GA (Atlanta); LA (New Orleans); NC (Greensboro-Winston Salem-Highpoint/Charlotte-Gastonia-Rock Hill); TN (Nashville).															
BellSouth currently is developing the billing capability to mechanically bill the recurring and non-recurring Market Rates in this section except for nonrecurring charges for not currently combined in FL and NC. In the interim where BellSouth cannot bill Market Rates, BellSouth shall bill the rates in the Cost-Based section preceding in lieu of the Market Rates and reserves the right to true-up the billing difference.															
The Market Rate for unbundled ports includes all available features in all states.															
End Office and Tandem Switching Usage and Common Transport Usage rates in the Port section of this rate exhibit shall apply to all combinations of loop/port network elements except for UNE Coin Port/Loop Combinations which have a flat rate usage charge (USOC: URECU).															
For Not Currently Combined scenarios the Nonrecurring charges are listed in the First and Additional NRC columns for each Port USOC. For Currently Combined scenarios, the Nonrecurring charges are listed in the NRC - Currently Combined section.															
Additional NRCs may apply also and are categorized accordingly.															
<b>2-WIRE VOICE GRADE LOOP WITH 2-WIRE LINE PORT (RES)</b>															
<b>UNE Port/Loop Combination Rates</b>															
	2-Wire VG Loop/Port Combo - Zone 1		1			24.75									
	2-Wire VG Loop/Port Combo - Zone 2		2			33.05									
	2-Wire VG Loop/Port Combo - Zone 3		3			44.33									
<b>UNE Loop Rates</b>															
	2-Wire Voice Grade Loop (SL1) - Zone 1		1	UEPRX	UEPLX	10.75									
	2-Wire Voice Grade Loop (SL1) - Zone 2		2	UEPRX	UEPLX	19.05									
	2-Wire Voice Grade Loop (SL1) - Zone 3		3	UEPRX	UEPLX	30.33									
<b>2-Wire Voice Grade Line Port (Res)</b>															
	2-Wire voice unbundled port - residence			UEPRX	UEPRL	14.00	90.00	90.00					40.18	9.45	
	2-Wire voice unbundled port with Caller ID - res			UEPRX	UEPRC	14.00	90.00	90.00					40.18	9.45	
	2-Wire voice unbundled port outgoing only - res			UEPRX	UEPRO	14.00	90.00	90.00					40.18	9.45	
	2-Wire voice unbundles res, low usage line port with Caller ID (LUM)			UEPRX	UEPAP	14.00	90.00	90.00					40.18	9.45	
	2-Wire voice unbundled Low Usage Line Port without Caller ID Capability			UEPRX	UEPRT	14.00	90.00	90.00					40.18	9.45	
<b>LOCAL NUMBER PORTABILITY</b>															
	Local Number Portability (1 per port)			UEPRX	LNPCX	0.35									
<b>FEATURES</b>															
	All Features Offered			UEPRX	UEPVF	0.00	0.00	0.00					40.18	9.45	
<b>NONRECURRING CHARGES - CURRENTLY COMBINED</b>															
	2-Wire Voice Grade Loop / Line Port Combination - Switch-as-is			UEPRX	USAC2		41.50	41.50					40.18	9.45	
	2-Wire Voice Grade Loop / Line Port Combination - Switch with change			UEPRX	USACC		41.50	41.50					40.18	9.45	
<b>ADDITIONAL NRCs</b>															

UNBUNDLED NETWORK ELEMENTS - North Carolina							Attachment: 2		Exhibit: B			
CATEGORY	RATE ELEMENTS	Interim	Zone	BCS	USOC	RATES (\$)	Svc Order Submitted Elec per LSR	Svc Order Submitted Manually per LSR	Incremental Charge - Manual Svc Order vs. Electronic-1st	Incremental Charge - Manual Svc Order vs. Electronic-Add'l	Incremental Charge - Manual Svc Order vs. Electronic-Disc 1st	Incremental Charge - Manual Svc Order vs. Electronic-Disc Add'l
	NRC - 2-Wire Voice Grade Loop/Line Port Combination - Subsequent			UEPRX	USAS2						40.18	9.45
	<b>2-WIRE VOICE GRADE LOOP WITH 2-WIRE LINE PORT (BUS)</b>											
	<b>UNE Port/Loop Combination Rates</b>											
	2-Wire VG Loop/Port Combo - Zone 1		1			24.75						
	2-Wire VG Loop/Port Combo - Zone 2		2			33.05						
	2-Wire VG Loop/Port Combo - Zone 3		3			44.33						
	<b>UNE Loop Rates</b>											
	2-Wire Voice Grade Loop (SL1) - Zone 1		1	UEPBX	UEPLX	10.75						
	2-Wire Voice Grade Loop (SL1) - Zone 2		2	UEPBX	UEPLX	19.05						
	2-Wire Voice Grade Loop (SL1) - Zone 3		3	UEPBX	UEPLX	30.33						
	<b>2-Wire Voice Grade Line Port (Bus)</b>											
	2-Wire voice unbundled port without Caller ID - bus			UEPBX	UEPBL	14.00	90.00	90.00			40.18	9.45
	2-Wire voice unbundled port with Caller + E484 ID - bus			UEPBX	UEPBC	14.00	90.00	90.00			40.18	9.45
	2-Wire voice unbundled port outgoing only - bus			UEPBX	UEPBO	14.00	90.00	90.00			40.18	9.45
	2-Wire voice unbundled Incoming Only Port without Caller ID Capability			UEPBX	UEPBE	14.00	90.00	90.00			40.18	9.45
	<b>LOCAL NUMBER PORTABILITY</b>											
	Local Number Portability (1 per port)			UEPBX	LNPCX	0.35						
	<b>FEATURES</b>											
	All Features Offered			UEPBX	UEPVF	0.00	0.00	0.00			40.18	9.45
	<b>NONRECURRING CHARGES - CURRENTLY COMBINED</b>											
	2-Wire Voice Grade Loop / Line Port Combination - Switch-as-is			UEPBX	USAC2	41.50	41.50				40.18	9.45
	2-Wire Voice Grade Loop / Line Port Combination - Switch with change			UEPBX	USACC	41.50	41.50				40.18	9.45
	<b>ADDITIONAL NRCs</b>											
	NRC - 2-Wire Voice Grade Loop/Line Port Combination - Subsequent			UEPBX	USAS2		0.00	0.00			40.18	9.45
	<b>2-WIRE VOICE GRADE LOOP WITH 2-WIRE LINE PORT (RES - PBX)</b>											
	<b>UNE Port/Loop Combination Rates</b>											
	2-Wire VG Loop/Port Combo - Zone 1		1			24.75						
	2-Wire VG Loop/Port Combo - Zone 2		2			33.05						
	2-Wire VG Loop/Port Combo - Zone 3		3			44.33						
	<b>UNE Loop Rates</b>											
	2-Wire Voice Grade Loop (SL1) - Zone 1		1	UEPRG	UEPLX	10.75						
	2-Wire Voice Grade Loop (SL1) - Zone 2		2	UEPRG	UEPLX	19.05						
	2-Wire Voice Grade Loop (SL1) - Zone 3		3	UEPRG	UEPLX	30.33						
	<b>2-Wire Voice Grade Line Port Rates (RES - PBX)</b>											
	2-Wire VG Unbundled Combination 2-Way PBX Trunk Port - Res			UEPRG	UEPRD	14.00	90.00	90.00			40.18	9.45
	<b>LOCAL NUMBER PORTABILITY</b>											
	Local Number Portability (1 per port)			UEPRG	LNPCP	3.15	0.00	0.00				
	<b>FEATURES</b>											
	All Features Offered			UEPRG	UEPVF	0.00	0.00	0.00			40.18	9.45
	<b>NONRECURRING CHARGES - CURRENTLY COMBINED</b>											
	2-Wire Voice Grade Loop/ Line Port Combination - Switch-As-Is			UEPRG	USAC2	41.50	41.50				40.18	9.45
	2-Wire Voice Grade Loop/ Line Port Combination - Switch with Change			UEPRG	USACC	41.50	41.50				40.18	9.45
	<b>ADDITIONAL NRCs</b>											
	2 Wire Loop/Line Side Port Combination - Non feature - Subsequent Activity- Nonrecurring						0.00	0.00			40.18	9.45
	PBX Subsequent Activity - Change/Rearrange Multiline Hunt Group						14.64	14.64			40.18	9.45
	<b>2-WIRE VOICE GRADE LOOP WITH 2-WIRE LINE PORT (BUS - PBX)</b>											
	<b>UNE Port/Loop Combination Rates</b>											
	2-Wire VG Loop/Port Combo - Zone 1		1			24.75						
	2-Wire VG Loop/Port Combo - Zone 2		2			33.05						

UNBUNDLED NETWORK ELEMENTS - North Carolina							Attachment: 2		Exhibit: B						
CATEGORY	RATE ELEMENTS	Interim	Zone	BCS	USOC	RATES (\$)	Svc Order Submitted Elec per LSR	Svc Order Submitted Manually per LSR	Incremental Charge - Manual Svc Order vs. Electronic-1st	Incremental Charge - Manual Svc Order vs. Electronic-Add'l	Incremental Charge - Manual Svc Order vs. Electronic-Disc 1st	Incremental Charge - Manual Svc Order vs. Electronic-Disc Add'l			
													Rec	Nonrecurring	
										SOMEc	SOMAN	SOMAN	SOMAN	SOMAN	SOMAN
	2-Wire VG Loop/Port Combo - Zone 3		3			44.33									
	<b>UNE Loop Rates</b>														
	2-Wire Voice Grade Loop (SL1) - Zone 1		1	UEPPX	UEPLX	10.75									
	2-Wire Voice Grade Loop (SL1) - Zone 2		2	UEPPX	UEPLX	19.05									
	2-Wire Voice Grade Loop (SL1) - Zone 3		3	UEPPX	UEPLX	30.33									
	<b>2-Wire Voice Grade Line Port Rates (BUS - PBX)</b>														
	Line Side Unbundled Combination 2-Way PBX Trunk Port - Bus			UEPPX	UEPPC	14.00	90.00	90.00			40.18	9.45			
	Line Side Unbundled Outward PBX Trunk Port - Bus			UEPPX	UEPPO	14.00	90.00	90.00			40.18	9.45			
	Line Side Unbundled Incoming PBX Trunk Port - Bus			UEPPX	UEPP1	14.00	90.00	90.00			40.18	9.45			
	2-Wire Voice Unbundled PBX LD Terminal Ports			UEPPX	UEPLD	14.00	90.00	90.00			40.18	9.45			
	2-Wire Voice Unbundled 2-Way Combination PBX Usage Port			UEPPX	UEPXA	14.00	90.00	90.00			40.18	9.45			
	2-Wire Voice Unbundled PBX Toll Terminal Hotel Ports			UEPPX	UEPXB	14.00	90.00	90.00			40.18	9.45			
	2-Wire Voice Unbundled PBX LD DDD Terminals Port			UEPPX	UEPXC	14.00	90.00	90.00			40.18	9.45			
	2-Wire Voice Unbundled PBX LD Terminal Switchboard Port			UEPPX	UEPXD	14.00	90.00	90.00			40.18	9.45			
	2-Wire Voice Unbundled PBX LD Terminal Switchboard IDD Capable Port			UEPPX	UEPXE	14.00	90.00	90.00			40.18	9.45			
	2-Wire Voice Unbundled 2-Way PBX Hotel/Hospital Economy Administrative Calling Port			UEPPX	UEPXL	14.00	90.00	90.00			40.18	9.45			
	2-Wire Voice Unbundled 2-Way PBX Hotel/Hospital Economy Room Calling Port			UEPPX	UEPXM	14.00	90.00	90.00			40.18	9.45			
	2-Wire Voice Unbundled 1-Way Outgoing PBX Hotel/Hospital Discount Room Calling Port			UEPPX	UEPXO	14.00	90.00	90.00			40.18	9.45			
	2-Wire Voice Unbundled 1-Way Outgoing PBX Measured Port			UEPPX	UEPXS	14.00	90.00	90.00			40.18	9.45			
	<b>LOCAL NUMBER PORTABILITY</b>														
	Local Number Portability (1 per port)			UEPPX	LNPCP	3.15	0.00	0.00							
	<b>FEATURES</b>														
	All Features Offered			UEPPX	UEPVF	0.00	0.00	0.00			40.18	9.45			
	<b>NONRECURRING CHARGES - CURRENTLY COMBINED</b>														
	2-Wire Voice Grade Loop/ Line Port Combination - Switch-As-Is			UEPPX	USAC2		41.50	41.50			40.18	9.45			
	2-Wire Voice Grade Loop/ Line Port Combination - Switch with Change			UEPPX	USACC		41.50	41.50			40.18	9.45			
	<b>ADDITIONAL NRCs</b>														
	2-Wire Voice Grade Loop/ Line Port Combination - Subsequent			UEPPX	USAS2		0.00	0.00			40.18	9.45			
	2 Wire Loop/Line Side Port Combination - Non feature - Subsequent Activity- Nonrecurring						0.00	0.00			40.18	9.45			
	PBX Subsequent Activity - Change/Rearrange Multiline Hunt Group						14.64	14.64			40.18	9.45			
	<b>2-WIRE VOICE GRADE LOOP WITH 2-WIRE ANALOG LINE COIN PORT</b>														
	<b>UNE Port/Loop Combination Rates</b>														
	2-Wire VG Coin Port/Loop Combo - Zone 1		1			24.75									
	2-Wire VG Coin Port/Loop Combo - Zone 2		2			33.05									
	2-Wire VG Coin Port/Loop Combo - Zone 3		3			44.33									
	<b>UNE Loop Rates</b>														
	2-Wire Voice Grade Loop (SL1) - Zone 1		1	UEPCO	UEPLX	10.75									
	2-Wire Voice Grade Loop (SL1) - Zone 2		2	UEPCO	UEPLX	19.05									
	2-Wire Voice Grade Loop (SL1) - Zone 3		3	UEPCO	UEPLX	30.33									
	<b>2-Wire Voice Grade Line Port Rates (Coin)</b>														
	2-Wire Coin 2-Way without Operator Screening and without Blocking (NC)			UEPCO	UEPND	14.00	90.00	90.00			40.18	9.45			
	2-Wire Coin 2-Way with Operator Screening (NC)			UEPCO	UEPNC	14.00	90.00	90.00			40.18	9.45			
	2-Wire Coin 2-Way with Operator Screening and Blocking: 011, 900/976, 1+DDD (NC, TN)			UEPCO	UEPRP	14.00	90.00	90.00			40.18	9.45			
	2-Wire Coin 2-Way with Operator Screening and 011 Blocking (NC)			UEPCO	UEPNB	14.00	90.00	90.00			40.18	9.45			
	2-Wire Coin 2-Way with Operator Screening and Blocking: 900/976, 1+DDD, 011+, and Local (NC, TN)			UEPCO	UEPCA	14.00	90.00	90.00			40.18	9.45			

UNBUNDLED NETWORK ELEMENTS - North Carolina											Attachment: 2		Exhibit: B		
CATEGORY	RATE ELEMENTS	Interim	Zone	BCS	USOC	RATES (\$)				Svc Order Submitted Elec per LSR	Svc Order Submitted Manually per LSR	Incremental Charge - Manual Svc Order vs. Electronic-1st	Incremental Charge - Manual Svc Order vs. Electronic-Add'l	Incremental Charge - Manual Svc Order vs. Electronic-Disc 1st	Incremental Charge - Manual Svc Order vs. Electronic-Disc Add'l
						Rec	Nonrecurring		Nonrecurring Disconnect						
							First	Add'l	First	Add'l	SOMEc	SOMAN	SOMAN	SOMAN	SOMAN
	2-Wire Coin Outward with Operator Screening and 011 Blocking (NC)			UEPCO	UEPNE	14.00	90.00	90.00					40.18	9.45	
	2-Wire Coin Outward with Operator Screening and Blocking: 900/976, 1+DDD, 011+, and Local (NC)			UEPCO	UEPCL	14.00	90.00	90.00					40.18	9.45	
	<b>LOCAL NUMBER PORTABILITY</b>														
	Local Number Portability (1 per port)			UEPCO	LNPCX	0.35									
	<b>NONRECURRING CHARGES - CURRENTLY COMBINED</b>														
	2-Wire Voice Grade Loop/ Line Port Combination - Switch-As-Is			UEPCO	USAC2		41.50	41.50					40.18	9.45	
	2-Wire Voice Grade Loop/ Line Port Combination - Switch with Change			UEPCO	USACC		41.50	41.50					40.18	9.45	
	<b>ADDITIONAL NRCs</b>														
	2-Wire Voice Grade Loop/ Line Port Combination - Subsequent			UEPCO	USAS2		0.00	0.00					40.18	9.45	
	<b>2-WIRE VOICE LOOP/ 2WIRE VOICE GRADE IO TRANSPORT/ 2-WIRE LINE PORT (RES)</b>														
	<b>UNE Port/Loop Combination Rates</b>														
	<b>UNE Loop Rates</b>														
	<b>2-Wire Voice Grade Line Port Rates (Res)</b>														
	2-Wire voice unbundled port - residence			UEPFR	UEPRL	14.00	225.00	170.00					40.18	9.45	
	2-Wire voice unbundled port with Caller ID - res			UEPFR	UEPRC	14.00	225.00	170.00					40.18	9.45	
	2-Wire voice unbundled port outgoing only - res			UEPFR	UEPRO	14.00	225.00	170.00					40.18	9.45	
	2-Wire voice unbundled res, low usage line port with Caller ID (LUM)			UEPFR	UEPAP	14.00	225.00	170.00					40.18	9.45	
	<b>INTEROFFICE TRANSPORT</b>														
	Interoffice Transport - Dedicated - 2 Wire Voice Grade - Facility Termination			UEPFR	U1TV2	18.00	140.00	71.00							
	Interoffice Transport - Dedicated - 2 Wire Voice Grade - Per Mile or Fraction Mile			UEPFR	1L5XX	0.0125									
	<b>FEATURES</b>														
	All Features Offered			UEPFR	UEPVF	0.00	0.00	0.00					40.18	9.45	
	<b>LOCAL NUMBER PORTABILITY</b>														
	Local Number Portability (1 per port)			UEPFR	LNPCX	0.35									
	<b>NONRECURRING CHARGES (NRCs) - CURRENTLY COMBINED</b>														
	2-Wire Loop / Dedicated IO Transport / 2 Wire Line Port Combination - Conversion - Switch-as-is			UEPFR	USAC2		9.03	1.87					40.18	9.45	
	2-Wire Loop / Dedicated IO Transport / 2 Wire Line Port Combination - Conversion - Switch-With-Change			UEPFR	USACC		9.03	1.87					40.18	9.45	
	<b>2-WIRE VOICE LOOP/ 2WIRE VOICE GRADE IO TRANSPORT/ 2-WIRE LINE PORT (BUS)</b>														
	<b>UNE Port/Loop Combination Rates</b>														
	<b>UNE Loop Rates</b>														
	<b>2-Wire Voice Grade Line Port (Bus)</b>														
	2-Wire voice unbundled port without Caller ID - bus			UEPFB	UEPBL	14.00	225.00	170.00					40.18	9.45	
	2-Wire voice unbundled port with Caller + E484 ID - bus			UEPFB	UEPBC	14.00	225.00	170.00					40.18	9.45	
	2-Wire voice unbundled port outgoing only - bus			UEPFB	UEPBO	14.00	225.00	170.00					40.18	9.45	
	2-Wire voice unbundled incoming only port with Caller ID - Bus			UEPFB	UEPB1	14.00	225.00	170.00					40.18	9.45	
	<b>LOCAL NUMBER PORTABILITY</b>														
	Local Number Portability (1 per port)			UEPFB	LNPCX	0.35									
	<b>INTEROFFICE TRANSPORT</b>														
	Interoffice Transport - Dedicated - 2 Wire Voice Grade - Facility Termination			UEPFB	U1TV2										
	Interoffice Transport - Dedicated - 2 Wire Voice Grade - Per Mile or Fraction Mile			UEPFB	1L5XX										
	<b>FEATURES</b>														
	All Features Offered			UEPFB	UEPVF	0.00	0.00	0.00					40.18	9.45	
	<b>NONRECURRING CHARGES (NRCs) - CURRENTLY COMBINED</b>														
	2-Wire Loop / Dedicated IO Transport / 2 Wire Line Port Combination - Conversion - Switch-as-is			UEPFB	USAC2		9.03	1.87					40.18	9.45	
	2-Wire Loop / Dedicated IO Transport / 2 Wire Line Port Combination - Conversion - Switch with change			UEPFB	USACC		9.03	1.87					40.18	9.45	

UNBUNDLED NETWORK ELEMENTS - North Carolina											Attachment: 2		Exhibit: B					
CATEGORY	RATE ELEMENTS	Interim	Zone	BCS	USOC	RATES (\$)	Svc Order Submitted Elec per LSR	Svc Order Submitted Manually per LSR	Incremental Charge - Manual Svc Order vs. Electronic-1st	Incremental Charge - Manual Svc Order vs. Electronic-Add'l	Incremental Charge - Manual Svc Order vs. Electronic-Disc 1st	Incremental Charge - Manual Svc Order vs. Electronic-Disc Add'l						
													Rec	Nonrecurring		Nonrecurring Disconnect		OSS Rates (\$)
							First	Add'l	First	Add'l	SOMEc	SOMAN	SOMAN	SOMAN	SOMAN	SOMAN		
<b>2-WIRE VOICE GRADE LOOP WITH 2-WIRE LINE PORT (BUS - PBX)</b>																		
<b>UNE Port/Loop Combination Rates</b>																		
<b>UNE Loop Rates</b>																		
<b>2-Wire Voice Grade Line Port Rates (BUS - PBX)</b>																		
	Line Side Unbundled Combination 2-Way PBX Trunk Port - Bus			UEPFP	UEPPC	14.00	225.00	170.00					40.18	9.45				
	Line Side Unbundled Outward PBX Trunk Port - Bus			UEPFP	UEPPO	14.00	225.00	170.00					40.18	9.45				
	Line Side Unbundled Incoming PBX Trunk Port - Bus			UEPFP	UEPP1	14.00	225.00	170.00					40.18	9.45				
	2-Wire Voice Unbundled PBX LD Terminal Ports			UEPFP	UEPLD	14.00	225.00	170.00					40.18	9.45				
	2-Wire Voice Unbundled 2-Way Combination PBX Usage Port			UEPFP	UEPXA	14.00	225.00	170.00					40.18	9.45				
	2-Wire Voice Unbundled PBX Toll Terminal Hotel Ports			UEPFP	UEPXB	14.00	225.00	170.00					40.18	9.45				
	2-Wire Voice Unbundled PBX LD DDD Terminals Port			UEPFP	UEPXC	14.00	225.00	170.00					40.18	9.45				
	2-Wire Voice Unbundled PBX LD Terminal Switchboard Port			UEPFP	UEPXD	14.00	225.00	170.00					40.18	9.45				
	2-Wire Voice Unbundled PBX LD Terminal Switchboard IDD Capable Port			UEPFP	UEPXE	14.00	225.00	170.00					40.18	9.45				
	2-Wire Voice Unbundled 2-Way PBX Hotel/Hospital Economy Administrative Calling Port			UEPFP	UEPXL	14.00	225.00	170.00					40.18	9.45				
	2-Wire Voice Unbundled 2-Way PBX Hotel/Hospital Economy Room Calling Port			UEPFP	UEPXM	14.00	225.00	170.00					40.18	9.45				
	2-Wire Voice Unbundled 1-Way Outgoing PBX Hotel/Hospital Discount Room Calling Port			UEPFP	UEPXO	14.00	225.00	170.00					40.18	9.45				
	2-Wire Voice Unbundled 1-Way Outgoing PBX Measured Port			UEPFP	UEPXS	14.00	225.00	170.00					40.18	9.45				
<b>LOCAL NUMBER PORTABILITY</b>																		
	Local Number Portability (1 per port)			UEPFP	LNPCP	3.15	0.00	0.00					40.18	9.45				
<b>INTEROFFICE TRANSPORT</b>																		
	Interoffice Transport - Dedicated - 2 Wire Voice Grade - Facility Termination			UEPFP	U1TV2													
	Interoffice Transport - Dedicated - 2 Wire Voice Grade - Per Mile or Fraction Mile			UEPFP	1L5XX													
<b>FEATURES</b>																		
	All Features Offered			UEPFP	UEPVF	0.00	0.00	0.00					40.18	9.45				
<b>NONRECURRING CHARGES (NRCs) - CURRENTLY COMBINED</b>																		
	2-Wire Loop / Dedicated IO Transport / 2 Wire Line Port Combination - Conversion - Switch-as-is			UEPFP	USAC2		9.03	1.87					40.18	9.45				
	2-Wire Loop / Dedicated IO Transport / 2 Wire Line Port Combination - Conversion - Switch with change			UEPFP	USACC		9.03	1.87					40.18	9.45				
<b>UNBUNDLED PORT/LOOP COMBINATIONS - MARKET BASED RATES</b>																		
<b>2-WIRE VOICE GRADE LOOP- BUS ONLY - WITH 2-WIRE DID TRUNK PORT</b>																		
<b>UNE Port/Loop Combination Rates</b>																		
	2-Wire VG Loop/2-Wire DID Trunk Port Combo - UNE Zone 1		1			60.85												
	2-Wire VG Loop/2-Wire DID Trunk Port Combo - UNE Zone 2		2			67.68												
	2-Wire VG Loop/2-Wire DID Trunk Port Combo - UNE Zone 3		3			77.96												
<b>UNE Loop Rates</b>																		
	2-Wire Analog Voice Grade Loop - (SL2) - UNE Zone 1		1	UEPPX	UECD1	8.85												
	2-Wire Analog Voice Grade Loop - (SL2) - UNE Zone 2		2	UEPPX	UECD1	15.68												
	2-Wire Analog Voice Grade Loop - (SL2) - UNE Zone 3		3	UEPPX	UECD1	25.96												
<b>UNE Port Rate</b>																		
	Exchange Ports - 2-Wire DID Port			UEPPX	UEPD1	52.00	485.00	75.00					40.18	9.45				
<b>NONRECURRING CHARGES - CURRENTLY COMBINED</b>																		
	2-Wire Voice Grade Loop / 2-Wire DID Trunk Port Combination - Switch-As-Is Top 8 MSAs only			UEPPX	USAC1		200.00	75.00					53.89	11.34				
	2-Wire Voice Grade Loop / 2-Wire DID Trunk Port Conversion with BellSouth Allowable Changes Top 8 MSAs only			UEPPX	USA1C		200.00	75.00					53.89	11.34				
<b>ADDITIONAL NRCs</b>																		
	2-Wire DID Subsequent Activity - Add Trunks, Per Trunk			UEPPX	USAS1		75.00						40.18	9.45				
<b>Telephone Number/Trunk Group Establishment Charges</b>																		
	DID Trunk Termination (One Per Port)			UEPPX	NDT	0.00	0.00	0.00										
	DID Numbers, Establish Trunk Group and Provide First Group of 20 DID Numbers			UEPPX	NDZ	0.00	0.00	0.00										



UNBUNDLED NETWORK ELEMENTS - North Carolina										Attachment: 2		Exhibit: B						
CATEGORY	RATE ELEMENTS	Interim	Zone	BCS	USOC	RATES (\$)	Svc Order Submitted Elec per LSR	Svc Order Submitted Manually per LSR	Incremental Charge - Manual Svc Order vs. Electronic-1st	Incremental Charge - Manual Svc Order vs. Electronic-Add'l	Incremental Charge - Manual Svc Order vs. Electronic-Disc 1st	Incremental Charge - Manual Svc Order vs. Electronic-Disc Add'l						
													Rec	Nonrecurring		Nonrecurring Disconnect		OSS Rates (\$)
							First	Add'l	First	Add'l	SOMEc	SOMAN	SOMAN	SOMAN	SOMAN	SOMAN		
	Additional DID Numbers for each Group of 20 DID Numbers			UEPPX	ND4	0.00	0.00	0.00										
	DID Numbers, Non- consecutive DID Numbers , Per Number			UEPPX	ND5	0.00	0.00	0.00										
	Reserve Non-Consecutive DID numbers			UEPPX	ND6	0.00	0.00	0.00										
	Reserve DID Numbers			UEPPX	NDV	0.00	0.00	0.00										
	<b>LOCAL NUMBER PORTABILITY</b>																	
	Local Number Portability (1 per port)			UEPPX	LNPCP	3.15	0.00	0.00										
	<b>2-WIRE ISDN DIGITAL GRADE LOOP WITH 2-WIRE ISDN DIGITAL LINE SIDE PORT</b>																	
	<b>UNE Port/Loop Combination Rates</b>																	
	2W ISDN Digital Grade Loop/2W ISDN Digital Line Side Port - UNE Zone 1		1	UEPPB	UEPPR	79.47												
	2W ISDN Digital Grade Loop/2W ISDN Digital Line Side Port - UNE Zone 2		2	UEPPB	UEPPR	90.64												
	2W ISDN Digital Grade Loop/2W ISDN Digital Line Side Port - UNE Zone 3		3	UEPPB	UEPPR	105.81												
	<b>UNE Loop Rates</b>																	
	2-Wire ISDN Digital Grade Loop - UNE Zone 1		1	UEPPB	UEPPR	USL2X	14.47											
	2-Wire ISDN Digital Grade Loop - UNE Zone 2		2	UEPPB	UEPPR	USL2X	25.64											
	2-Wire ISDN Digital Grade Loop - UNE Zone 3		3	UEPPB	UEPPR	USL2X	40.81											
	<b>UNE Port Rate</b>																	
	Exchange Port - 2-Wire ISDN Line Side Port			UEPPB	UEPPR	UEPPB	65.00	450.00	375.00			19.99	19.99					
	<b>NONRECURRING CHARGES - CURRENTLY COMBINED</b>																	
	2-Wire ISDN Digital Grade Loop / 2-Wire ISDN Line Side Port Combination - Conversion - Top 8 MSAs only			UEPPB	UEPPR	USACB	0.00	200.00	200.00									
	<b>ADDITIONAL NRCs</b>																	
	<b>LOCAL NUMBER PORTABILITY</b>																	
	Local Number Portability (1 per port)			UEPPB	UEPPR	LNPCX	0.35	0.00	0.00									
	<b>B-CHANNEL USER PROFILE ACCESS:</b>																	
	CVS/CSD (DMS/5ESS)			UEPPB	UEPPR	U1UCA	0.00	0.00	0.00									
	CVS (EWSD)			UEPPB	UEPPR	U1UCB	0.00	0.00	0.00									
	CSD			UEPPB	UEPPR	U1UCC	0.00	0.00	0.00									
	<b>B-CHANNEL AREA PLUS USER PROFILE ACCESS: (AL,KY,LA,MS SC,MS, &amp; TN)</b>																	
	<b>USER TERMINAL PROFILE</b>																	
	User Terminal Profile (EWSD only)			UEPPB	UEPPR	U1UMA	0.00	0.00	0.00									
	<b>VERTICAL FEATURES</b>																	
	All Vertical Features - One per Channel B User Profile			UEPPB	UEPPR	UEPVF	3.40	0.00	0.00			19.99	19.99					
	<b>INTEROFFICE CHANNEL MILEAGE</b>																	
	Interoffice Channel mileage each, including first mile and facilities termination			UEPPB	UEPPR	M1GNC	18.0282	137.48	52.58			19.99	19.99					
	Interoffice Channel mileage each, additional mile			UEPPB	UEPPR	M1GNM	0.0282	0.00	0.00									
	<b>4-WIRE DS1 DIGITAL LOOP WITH 4-WIRE ISDN DS1 DIGITAL TRUNK PORT</b>																	
	<b>UNE Port/Loop Combination Rates</b>																	
	4W DS1 Digital Loop/4W ISDN DS1 Digital Trunk Port - UNE Zone 1		1	UEPPP		947.54												
	4W DS1 Digital Loop/4W ISDN DS1 Digital Trunk Port - UNE Zone 2		2	UEPPP		984.27												
	4W DS1 Digital Loop/4W ISDN DS1 Digital Trunk Port - UNE Zone 3		3	UEPPP		1,034.14												
	<b>UNE Loop Rates</b>																	
	4-Wire DS1 Digital Loop - UNE Zone 1		1	UEPPP	USL4P	47.54												
	4-Wire DS1 Digital Loop - UNE Zone 2		2	UEPPP	USL4P	84.27												
	4-Wire DS1 Digital Loop - UNE Zone 3		3	UEPPP	USL4P	134.14												
	<b>UNE Port Rate</b>																	
	Exchange Ports - 4-Wire ISDN DS1 Port			UEPPP	UEPPP	900.00	1,150.00	1,150.00			19.99	19.99						
	<b>NONRECURRING CHARGES - CURRENTLY COMBINED</b>																	
	4-Wire DS1 Digital Loop / 4-Wire ISDN DS1 Digital Trunk Port Combination - Conversion -Switch-As-Is Top 8 MSAs only			UEPPP	USACP	0.00	925.00	925.00										
	<b>ADDITIONAL NRCs</b>																	

UNBUNDLED NETWORK ELEMENTS - North Carolina											Attachment: 2		Exhibit: B				
CATEGORY	RATE ELEMENTS	Interim	Zone	BCS	USOC	RATES (\$)	Svc Order Submitted Elec per LSR	Svc Order Submitted Manually per LSR	Incremental Charge - Manual Svc Order vs. Electronic-1st	Incremental Charge - Manual Svc Order vs. Electronic-Add'l	Incremental Charge - Manual Svc Order vs. Electronic-Disc 1st	Incremental Charge - Manual Svc Order vs. Electronic-Disc Add'l					
							Rec	Nonrecurring		Nonrecurring Disconnect		OSS Rates (\$)					
								First	Add'l	First	Add'l	SOME C	SOMAN	SOMAN	SOMAN	SOMAN	SOMAN
	4-Wire DS1 Loop / 4-Wire ISDN DS1 Digital Trunk Port - Subsequent Inward/2-Way Tel Nos - (NC Only)			UEPPP	PR7TG												
	4-Wire DS1 Loop/4-Wire ISDN Digital Trunk Port - Subsequent Activity Outward tel nos. (NC only)			UEPPP	PR7TP												
	4-Wire DS1 Loop / 4-Wire ISDN DS1 Digital Trk Port - Subsequent Inward Telephone Numbers			UEPPP	PR7ZT												
	<b>LOCAL NUMBER PORTABILITY</b>																
	Local Number Portability (1 per port)			UEPPP	LNPCN	1.75											
	<b>INTERFACE (Provisioning Only)</b>																
	Voice/Data			UEPPP	PR71V	0.00											
	Digital Data			UEPPP	PR71D	0.00											
	Inward Data			UEPPP	PR71E	0.00											
	<b>New or Additional "B" Channel</b>																
	New or Additional - Voice/Data B Channel			UEPPP	PR7BV	0.00					19.99	19.99					
	New or Additional - Digital Data B Channel			UEPPP	PR7BF	0.00					19.99	19.99					
	New or Additional Inward Data B Channel			UEPPP	PR7BD	0.00					19.99	19.99					
	<b>CALL TYPES</b>																
	Inward			UEPPP	PR7C1	0.00											
	Outward			UEPPP	PR7C0	0.00											
	Two-way			UEPPP	PR7CC	0.00											
	<b>Interoffice Channel Mileage</b>																
	Fixed Each Including First Mile			UEPPP	1LN1A	71.8653	217.17	163.75	0.00			19.99	19.99				
	Each Airline-Fractional Additional Mile			UEPPP	1LN1B	0.5753											
	<b>4-WIRE DS1 DIGITAL LOOP WITH 4-WIRE DDITS TRUNK PORT</b>																
	<b>UNE Port/Loop Combination Rates</b>																
	4W DS1 Digital Loop/4W DDITS Trunk Port - UNE Zone 1		1	UEPDC		797.54											
	4W DS1 Digital Loop/4W DDITS Trunk Port - UNE Zone 2		2	UEPDC		834.27											
	4W DS1 Digital Loop/4W DDITS Trunk Port - UNE Zone 3		3	UEPDC		884.14											
	<b>UNE Loop Rates</b>																
	4-Wire DS1 Digital Loop - UNE Zone 1		1	UEPDC	USLDC	47.54											
	4-Wire DS1 Digital Loop - UNE Zone 2		2	UEPDC	USLDC	84.27											
	4-Wire DS1 Digital Loop - UNE Zone 3		3	UEPDC	USLDC	134.14											
	<b>UNE Port Rate</b>																
	4-Wire DDITS Digital Trunk Port			UEPDC	UDD1T	750.00	1,050.00	480.00	0.00	0.00		19.99	19.99				
	<b>NONRECURRING CHARGES - CURRENTLY COMBINED</b>																
	4-Wire DS1 Digital Loop / 4-Wire DDITS Trunk Port Combination - Switch-As-Is Top 8 MSAs only			UEPDC	USAC4		288.86	133.87									
	4-Wire DS1 Digital Loop / 4-Wire DDITS Trunk Port Combination - Conversion with DS1 Changes Top 8 MSAs only			UEPDC	USAWA		288.86	133.37									
	4-Wire DS1 Digital Loop / 4-Wire DDITS Trunk Port Combination - Conversion with Change - Trunk Top 8 MSAs only			UEPDC	USAWB		288.86	133.37									
	<b>ADDITIONAL NRCs</b>																
	4-Wire DS1 Loop / 4-Wire DDITS Trunk Port - Subsequent Service Activity Per Service Order			UEPDC	USAS4		127.63	127.63									
	4-Wire DS1 Loop / 4-Wire DDITS Trunk Port - NRC - Subsequent Channel Activation/Chan - 2-Way Trunk			UEPDC	UDTTA		28.81	28.81									
	4-Wire DS1 Loop / 4-Wire DDITS Trunk Port - Subsequent Channel Activation/Chan - 1-Way Outward Trunk			UEPDC	UDTTB		28.81	28.81									
	4-Wire DS1 Loop / 4-Wire DDITS Trunk Port - Subsqt Channel Activation/Chan Inward Trunk w/out DID			UEPDC	UDTTC		28.81	28.81			19.99	19.99					
	4-Wire DS1 Loop / 4-Wire DDITS Trunk Port - Subsqt Chan Activation Per Chan - Inward Trunk with DID			UEPDC	UDTTD		28.81	28.81			19.99	19.99					
	4-Wire DS1 Loop / 4-Wire DDITS Trunk Port - Subsqt Chan Activation / Chan - 2-Way DID w User Trans			UEPDC	UDTTE		28.81	28.81									
	<b>BIPOLAR &amp; ZERO SUBSTITUTION</b>																
	B8ZS - Superframe Format			UEPDC	CCOSF		0.00	615.00			19.99	19.99					
	B8ZS - Extended Superframe Format			UEPDC	CCOEF		0.00	615.00			19.99	19.99					

UNBUNDLED NETWORK ELEMENTS - North Carolina													Attachment: 2		Exhibit: B									
CATEGORY	RATE ELEMENTS	Interim	Zone	BCS	USOC	RATES (\$)	Svc Order Submitted Elec per LSR	Svc Order Submitted Manually per LSR	Incremental Charge - Manual Svc Order vs. Electronic-1st	Incremental Charge - Manual Svc Order vs. Electronic-Add'l	Incremental Charge - Manual Svc Order vs. Electronic-Disc 1st	Incremental Charge - Manual Svc Order vs. Electronic-Disc Add'l	OSS Rates (\$)											
													Rec	Nonrecurring First	Nonrecurring Add'l	Nonrecurring Disconnect First	Nonrecurring Disconnect Add'l	SOMEK	SOMAN	SOMAN	SOMAN			
<b>Alternate Mark Inversion</b>																								
	AMI - Superframe Format			UEPDC	MCOSF																			
	AMI - Extended SuperFrame Format			UEPDC	MCOPO																			
<b>Telephone Number/Trunk Group Establishment Charges</b>																								
	Telephone Number for 2-Way Trunk Group			UEPDC	UDTGX	0.00																		
	Telephone Number for 1-Way Outward Trunk Group			UEPDC	UDTGY	0.00																		
	Telephone Number for 1-Way Inward Trunk Group Without DID			UEPDC	UDTGZ	0.00																		
	DID Numbers, Establish Trunk Group and Provide First Group of 20 DID Numbers			UEPDC	NDZ	0.00	0.00	0.00																
	DID Numbers for each Group of 20 DID Numbers			UEPDC	ND4	0.00	0.00	0.00																
	DID Numbers, Non- consecutive DID Numbers , Per Number			UEPDC	ND5	0.00	0.00	0.00																
	Reserve Non-Consecutive DID Nos.			UEPDC	ND6	0.00	0.00	0.00																
	Reserve DID Numbers			UEPDC	NDV	0.00	0.00	0.00																
<b>Dedicated DS1 (Interoffice Channel Mileage) -</b>																								
<b>FX/FCO for 4-Wire DS1 Digital Loop with 4-Wire DDITS Trunk Port</b>																								
	Interoffice Channel Mileage - Fixed rate 0-8 miles (Facilities Termination)			UEPDC	1LNO1	71.29	217.17	163.75	0.00	0.00														
	Interoffice Channel Mileage - Additional rate per mile - 0-8 miles			UEPDC	1LNOA	0.5753	0.00	0.00																
	Interoffice Channel Mileage - Fixed rate 9-25 miles (Facilities Termination)			UEPDC	1LNO2	0.00	0.00	0.00																
	Interoffice Channel Mileage - Additional rate per mile - 9-25 miles			UEPDC	1LNOB	0.5753	0.00	0.00																
	Interoffice Channel Mileage - Fixed rate 25+ miles (Facilities Termination)			UEPDC	1LNO3	0.00	0.00	0.00	0.00															
	Interoffice Channel Mileage - Additional rate per mile - 25+ miles			UEPDC	1LNOC	0.5753	0.00	0.00																
	Local Number Portability, per DS0 Activated			UEPDC	LNPCP	3.15	0.00	0.00	0.00															
	Central Office Terminating Point			UEPDC	CTG	0.00																		
<b>4-WIRE DS1 LOOP WITH CHANNELIZATION WITH PORT</b>																								
<b>System is 1 DS1 Loop, 1 D4 Channel Bank, and up to 24 Feature Activations</b>																								
<b>A system can have various rate combinations based on type and number of ports used</b>																								
<b>UNE DS1 Loop</b>																								
	4-Wire DS1 Loop - UNE Zone 1		1	UEPMG	USLDC	47.54																		
	4-Wire DS1 Loop - UNE Zone 2		2	UEPMG	USLDC	84.27	0.00	0.00																
	4-Wire DS1 Loop - UNE Zone 3		3	UEPMG	USLDC	134.14	0.00	0.00																
<b>UNE DSO Channelization Capacities (D4 Channel Bank Configurations)</b>																								
	24 DSO Channel Capacity - 1 per DS1			UEPMG	VUM24	123.06	0.00	0.00																
	48 DSO Channel Capacity - 1 per 2 DS1s			UEPMG	VUM48	246.12	0.00	0.00																
	96 DSO Channel Capacity -1per 4 DS1s			UEPMG	VUM96	492.24	0.00	0.00																
	144 DSO Channel Capacity - 1 per 6 DS1s			UEPMG	VUM144	738.36	0.00	0.00																
	192 DSO Channel Capacity -1 per 8 DS1s			UEPMG	VUM192	984.48	0.00	0.00																
	240 DSO Channel Capacity - 1 per 10 DS1s			UEPMG	VUM240	1,230.60	0.00	0.00																
	288 DSO Channel Capacity - 1 per 12 DS1s			UEPMG	VUM288	1,476.72	0.00	0.00																
	384 DSO Channel Capacity - 1 per 16 DS1s			UEPMG	VUM384	1,968.96	0.00	0.00																
	480 DSO Channel Capacity - 1 per 20 DS1s			UEPMG	VUM480	2,461.20	0.00	0.00																
	576 DSO Channel Capacity -1 per 24 DS1s			UEPMG	VUM576	2,953.44	0.00	0.00																
	672 DSO Channel Capacity - 1 per 28 DS1s			UEPMG	VUM672	3,445.68	0.00	0.00																
<b>Non-Recurring Charges (NRC) Associated with 4-Wire DS1 Loop with Channelization with Port - Conversion Charge Based on a System</b>																								
<b>A Minimum System configuration is One (1) DS1, One (1) D4 Channel Bank, and Up To 24 DSO Ports with Feature Activations.</b>																								
<b>Multiples of this configuration functioning as one are considered Add'l after the minimum system configuration is counted.</b>																								
	NRC - Conversion (Currently Combined) with or without BellSouth Allowed Changes - Top 8 MSAs Only			UEPMG	USAC4	0.00	330.61	16.64																
<b>System Additions Where Currently Combined and New (Not Currently Combined)</b>																								
<b>In Density Zone 1 Top 8 MSAs</b>																								
	1 DS1/D4 Channel Bank - Add NRC for each Port and Assoc Fea Activation -			UEPMG	VUMD4	0.00	743.74	326.22	149.02	17.68														
<b>Bipolar 8 Zero Substitution</b>																								

UNBUNDLED NETWORK ELEMENTS - North Carolina										Attachment: 2		Exhibit: B			
CATEGORY	RATE ELEMENTS	Interim	Zone	BCS	USOC	RATES (\$)				Svc Order Submitted Elec per LSR	Svc Order Submitted Manually per LSR	Incremental Charge - Manual Svc Order vs. Electronic-1st	Incremental Charge - Manual Svc Order vs. Electronic-Add'l	Incremental Charge - Manual Svc Order vs. Electronic-Disc 1st	Incremental Charge - Manual Svc Order vs. Electronic-Disc Add'l
						Rec	Nonrecurring		Nonrecurring Disconnect						
							First	Add'l	First	Add'l	SOME C	SOMAN	SOMAN	SOMAN	SOMAN
	Clear Channel Capability Format, superframe - Subsequent Activity Only			UEPMG	CCOSF	0.00	0.00	615.00							
	Clear Channel Capability Format - Extended Superframe - Subsequent Activity Only			UEPMG	CCOEF	0.00	0.00	615.00							
	<b>Alternate Mark Inversion (AMI)</b>														
	Superframe Format			UEPMG	MCOSF	0.00	0.00	0.00							
	Extended Superframe Format			UEPMG	MCOPO	0.00	0.00	0.00							
	<b>Exchange Ports Associated with 4-Wire DS1 Loop with Channelization with Port</b>														
	<b>Exchange Ports</b>														
	Line Side Combination Channelized PBX Trunk Port - Business			UEPPX	UEPCX	14.00	0.00	0.00	0.00	0.00			40.18	9.45	
	Line Side Outward Channelized PBX Trunk Port - Business			UEPPX	UEPOX	14.00	0.00	0.00	0.00	0.00			40.18	9.45	
	Line Side Inward Only Channelized PBX Trunk Port without DID			UEPPX	UEP1X	14.00	0.00	0.00	0.00	0.00			40.18	9.45	
	2-Wire Trunk Side Unbundled Channelized DID Trunk Port			UEPPX	UEPDM	52.00	0.00	0.00	0.00	0.00			40.18	9.45	
	<b>Feature Activations - Unbundled Loop Concentration</b>														
	Feature (Service) Activation for each Line Port Terminated in D4 Bank			UEPPX	1PQWM	0.65	40.00	20.00	10.00	5.00			40.18	9.45	
	Feature (Service) Activation for each Trunk Port Terminated in D4 Bank			UEPPX	1PQWU	0.65	110.00	30.00	75.00	15.00			40.18	9.45	
	<b>Telephone Number/ Group Establishment Charges for DID Service</b>														
	DID Trunk Termination (1 per Port)			UEPPX	NDT	0.00	0.00	0.00							
	Estab Trk Grp and Provide 1st 20 DID Nos. (FL,GA, NC, & SC)			UEPPX	NDZ	0.00	0.00	0.00							
	DID Numbers - groups of 20 - Valid all States			UEPPX	ND4	0.00	0.00	0.00							
	Non-Consecutive DID Numbers - per number			UEPPX	ND5	0.00	0.00	0.00							
	Reserve Non-Consecutive DID Numbers			UEPPX	ND6	0.00	0.00	0.00							
	Reserve DID Numbers			UEPPX	NDV	0.00	0.00	0.00							
	<b>Local Number Portability</b>														
	Local Number Portability - 1 per port			UEPPX	LNPCP	3.15	0.00	0.00							
	<b>FEATURES - Vertical and Optional</b>														
	<b>Local Switching Features Offered with Line Side Ports Only</b>														
	All Features Available			UEPPX	UEPVF	3.40	0.00	0.00					40.18	9.45	
	<b>UNBUNDLED CENTREX PORT/LOOP COMBINATIONS - COST BASED RATES</b>														
	1. Cost Based Rates are applied where BellSouth is required by FCC and/or State Commission rule to provide Unbundled Local Switching or Switch Ports.														
	2. Features shall apply to the Unbundled Port/Loop Combination - Cost Based Rate section in the same manner as they are applied to the Stand-Alone Unbundled Port section of this Rate Exhibit.														
	3. End Office and Tandem Switching Usage and Common Transport Usage rates in the Port section of this rate exhibit shall apply to all combinations of loop/port network elements except for UNE Coin Port/Loop Combinations.														
	4. The first and additional Port nonrecurring charges apply to Not Currently Combined Combos. For Currently Combined Combos, the nonrecurring charges shall be those identified in the Nonrecurring - Currently Combined sections. Additional NRCs may apply also and are categorized accordingly.														
	5. Market Rates for Unbundled Centrex Port/Loop Combination will be negotiated on an Individual Case Basis, until further notice.														
	<b>UNE-P CENTREX - 5ESS (Valid in All States)</b>														
	<b>2-Wire VG Loop/2-Wire Voice Grade Port (Centrex) Combo</b>														
	<b>UNE Port/Loop Combination Rates (Non-Design)</b>														
	2-Wire VG Loop/2-Wire Voice Grade Port (Centrex) Port Combo - Non-Design		1	UEP95		13.03									
	2-Wire VG Loop/2-Wire Voice Grade Port (Centrex)Port Combo - Non-Design		2	UEP95		21.33									
	2-Wire VG Loop/2-Wire Voice Grade Port (Centrex)Port Combo - Non-Design		3	UEP95		32.61									
	<b>UNE Port/Loop Combination Rates (Design)</b>														
	2-Wire VG Loop/2-Wire Voice Grade Port (Centrex) Port Combo - Design		1	UEP95		17.25									
	2-Wire VG Loop/2-Wire Voice Grade Port (Centrex)Port Combo - Design		2	UEP95		28.21									
	2-Wire VG Loop/2-Wire Voice Grade Port (Centrex)Port Combo - Design		3	UEP95		43.09									
	<b>UNE Loop Rate</b>														
	2-Wire Voice Grade Loop (SL 1) - Zone 1		1	UEP95	UECS1	10.75									
	2-Wire Voice Grade Loop (SL 1) - Zone 2		2	UEP95	UECS1	19.05									
	2-Wire Voice Grade Loop (SL 1) - Zone 3		3	UEP95	UECS1	30.33									

UNBUNDLED NETWORK ELEMENTS - North Carolina											Attachment: 2		Exhibit: B							
CATEGORY	RATE ELEMENTS	Interim	Zone	BCS	USOC	RATES (\$)	Svc Order Submitted Elec per LSR	Svc Order Submitted Manually per LSR	Incremental Charge - Manual Svc Order vs. Electronic-1st	Incremental Charge - Manual Svc Order vs. Electronic-Add'l	Incremental Charge - Manual Svc Order vs. Electronic-Disc 1st	Incremental Charge - Manual Svc Order vs. Electronic-Disc Add'l	OSS Rates (\$)							
													Rec	Nonrecurring		Nonrecurring Disconnect		SOMEc	SOMAN	SOMAN
													First	Add'l	First	Add'l				
	2-Wire Voice Grade Loop (SL 2) - Zone 1		1	UEP95	UECS2	14.97														
	2-Wire Voice Grade Loop (SL 2) - Zone 2		2	UEP95	UECS2	25.93														
	2-Wire Voice Grade Loop (SL 2) - Zone 3		3	UEP95	UECS2	40.81														
	<b>UNE Port Rate</b>																			
	<b>All States</b>																			
	2-Wire Voice Grade Port (Centrex ) Basic Local Area			UEP95	UEPYA	2.28		79.59	63.97				40.18	9.45						
	2-Wire Voice Grade Port (Centrex 800 termination)			UEP95	UEPYB	2.28		79.59	63.97				40.18	9.45						
	2-Wire Voice Grade Port (Centrex with Caller ID)1Basic Local Area			UEP95	UEPYH	2.28		79.59	63.97				40.18	9.45						
	2-Wire Voice Grade Port (Centrex from diff Serving Wire Center)2 Basic Local Area			UEP95	UEPYM	2.28		164.57	128.16				40.18	9.45						
	2-Wire Voice Grade Port, Diff Serving Wire Center - 800 Service Term - Basic Local Area			UEP95	UEPYZ	2.28							40.18	9.45						
	2-Wire Voice Grade Port terminated in on Megalink or equivalent - Basic Local Area			UEP95	UEPY9	2.28		79.59	63.97				40.18	9.45						
	2-Wire Voice Grade Port Terminated on 800 Service Term - Basic Local Area			UEP95	UEPY2	2.28		79.59	63.97				40.18	9.45						
	<b>NC Only</b>																			
	2-Wire Voice Grade Port (Centrex )			UEP95	UEPUA	2.28		79.59	63.97				40.18	9.45						
	2-Wire Voice Grade Port (Centrex 800 termination)			UEP95	UEPUB	2.28		79.59	63.97				40.18	9.45						
	2-Wire Voice Grade Port (Centrex with Caller ID)1			UEP95	UEPUH	2.28		79.59	63.97				40.18	9.45						
	2-Wire Voice Grade Port (Centrex from diff Serving Wire Center)2			UEP95	UEPUM	2.28		164.57	128.16				40.18	9.45						
	2-Wire Voice Grade Port, Diff Serving Wire Center - 800 Service Term			UEP95	UEPUZ	2.28		164.57	128.16				40.18	9.45						
	2-Wire Voice Grade Port terminated in on Megalink or equivalent			UEP95	UEPU9	2.28		79.59	63.97				40.18	9.45						
	2-Wire Voice Grade Port Terminated on 800 Service Term			UEP95	UEPU2	2.28		79.59	63.97				40.18	9.45						
	<b>Local Switching</b>																			
	Centrex Intercom Funtionality, per port			UEP95	URECS	0.903														
	<b>Local Number Portability</b>																			
	Local Number Portability (1 per port)			UEP95	LNPC	0.35														
	<b>Features</b>																			
	All Standard Features Offered, per port			UEP95	UEPVF	3.40														
	All Select Features Offered, per port			UEP95	UEPVS	0.00		457.83												
	All Centrex Control Features Offered, per port			UEP95	UEPVC	3.40														
	<b>NARS</b>																			
	Unbundled Network Access Register - Combination			UEP95	UARCX	0.00		0.00	0.00				40.18	9.45						
	Unbundled Network Access Register - Indial			UEP95	UAR1X	0.00		0.00	0.00				40.18	9.45						
	Unbundled Network Access Register - Outdial			UEP95	UARO	0.00		0.00	0.00				40.18	9.45						
	<b>Miscellaneous Terminations</b>																			
	<b>2-Wire Trunk Side</b>																			
	Trunk Side Terminations, each			UEP95	CEND6	12.36														
	<b>4-Wire Digital (1.544 Megabits)</b>																			
	DS1 Circuit Terminations, each			UEP95	M1HD1	123.65							40.18	9.45						
	DS0 Channels Activated, each			UEP95	M1HDO	0.00		28.81					40.18	9.45						
	<b>Interoffice Channel Mileage - 2-Wire</b>																			
	Interoffice Channel Facilities Termination			UEP95	MIGBC	18.00														
	Interoffice Channel mileage, per mile or fraction of mile			UEP95	MIGBM	0.0282														
	<b>Feature Activations (DS0) Centrex Loops on Channelized DS1 Service</b>																			
	<b>D4 Channel Bank Feature Activations</b>																			
	Feature Activation on D-4 Channel Bank Centrex Loop Slot			UEP95	1PQWS	0.65														
	Feature Activation on D-4 Channel Bank FX line Side Loop Slot			UEP95	1PQW6	0.65														
	Feature Activation on D-4 Channel Bank FX Trunk Side Loop Slot			UEP95	1PQW7	0.65														
	Feature Activation on D-4 Channel Bank Centrex Loop Slot - Different Wire Center			UEP95	1PQWP	0.65														

UNBUNDLED NETWORK ELEMENTS - North Carolina										Attachment: 2		Exhibit: B					
CATEGORY	RATE ELEMENTS	Interim	Zone	BCS	USOC	RATES (\$)	Svc Order Submitted Elec per LSR	Svc Order Submitted Manually per LSR	Incremental Charge - Manual Svc Order vs. Electronic-1st	Incremental Charge - Manual Svc Order vs. Electronic-Add'l	Incremental Charge - Manual Svc Order vs. Electronic-Disc 1st	Incremental Charge - Manual Svc Order vs. Electronic-Disc Add'l					
													Rec	Nonrecurring		Nonrecurring Disconnect	
							First	Add'l	First	Add'l	SOMEC	SOMAN	SOMAN	SOMAN	SOMAN	SOMAN	
	Feature Activation on D-4 Channel Bank Private Line Loop Slot			UEP95	1PQWV	0.65											
	Feature Activation on D-4 Channel Bank Tjje Line/Trunk Loop Slot			UEP95	1PQWQ	0.65											
	Feature Activation on D-4 Channel Bank WATS Loop Slot			UEP95	1PQWA	0.65											
<b>Non-Recurring Charges (NRC) Associated with UNE-P Centrex</b>																	
	NRC Conversion Currently Combined Switch-As-Is with allowed changes, per port			UEP95	USAC2		2.77	0.40				40.18	9.45				
	New Centrex Standard Common Block			UEP95	M1ACS	0.00	695.11					40.18	9.45				
	New Centrex Customized Common Block			UEP95	M1ACC	0.00	695.11					40.18	9.45				
	NAR Establishment Charge, Per Occasion			UEP95	URECA	0.00	72.73					40.18	9.45				
<b>UNE-P CENTREX - DMS100 (Valid in All States)</b>																	
<b>2-Wire VG Loop/2-Wire Voice Grade Port (Centrex) Combo</b>																	
<b>UNE Port/Loop Combination Rates (Non-Design)</b>																	
	2-Wire VG Loop/2-Wire Voice Grade Port (Centrex) Port Combo - Non-Design		1	UEP9D		13.03											
	2-Wire VG Loop/2-Wire Voice Grade Port (Centrex)Port Combo - Non-Design		2	UEP9D		21.33											
	2-Wire VG Loop/2-Wire Voice Grade Port (Centrex)Port Combo - Non-Design		3	UEP9D		32.61											
<b>UNE Port/Loop Combination Rates (Design)</b>																	
	2-Wire VG Loop/2-Wire Voice Grade Port (Centrex) Port Combo - Design		1	UEP9D		17.25											
	2-Wire VG Loop/2-Wire Voice Grade Port (Centrex)Port Combo - Design		2	UEP9D		28.21											
	2-Wire VG Loop/2-Wire Voice Grade Port (Centrex)Port Combo - Design		3	UEP9D		43.09											
<b>UNE Loop Rate</b>																	
	2-Wire Voice Grade Loop (SL 1) - Zone 1		1	UEP9D	UECS1	10.75											
	2-Wire Voice Grade Loop (SL 1) - Zone 2		2	UEP9D	UECS1	19.05											
	2-Wire Voice Grade Loop (SL 1) - Zone 3		3	UEP9D	UECS1	30.33											
	2-Wire Voice Grade Loop (SL 2) - Zone 1		1	UEP9D	UECS2	14.97											
	2-Wire Voice Grade Loop (SL 2) - Zone 2		2	UEP9D	UECS2	25.93											
	2-Wire Voice Grade Loop (SL 2) - Zone 3		3	UEP9D	UECS2	40.81											
<b>UNE Port Rate</b>																	
<b>ALL STATES</b>																	
	2-Wire Voice Grade Port (Centrex ) Basic Local Area			UEP9D	UEPYA	2.28	79.59	63.97				40.18	9.45				
	2-Wire Voice Grade Port (Centrex 800 termination)Basic Local Area			UEP9D	UEPYB	2.28	79.59	63.97				40.18	9.45				
	2-Wire Voice Grade Port (Centrex / EBS-PSET)3Basic Local Area			UEP9D	UEPYC	2.28	79.59	63.97				40.18	9.45				
	2-Wire Voice Grade Port (Centrex / EBS-M5009)3Basic Local Area			UEP9D	UEPYD	2.28	79.59	63.97				40.18	9.45				
	2-Wire Voice Grade Port (Centrex / EBS-M5209)3 Basic Local Area			UEP9D	UEPYE	2.28	79.59	63.97				40.18	9.45				
	2-Wire Voice Grade Port (Centrex / EBS-M5112))3 Basic Local Area			UEP9D	UEPYF	2.28	79.59	63.97				40.18	9.45				
	2-Wire Voice Grade Port (Centrex / EBS-M5312)3Basic Local Area			UEP9D	UEPYG	2.28	79.59	63.97				40.18	9.45				
	2-Wire Voice Grade Port (Centrex / EBS-M5008))3 Basic Local Area			UEP9D	UEPYT	2.28	79.59	63.97				40.18	9.45				
	2-Wire Voice Grade Port (Centrex / EBS-M5208))3 Basic Local Area			UEP9D	UEPYU	2.28	79.59	63.97				40.18	9.45				
	2-Wire Voice Grade Port (Centrex / EBS-M5216))3 Basic Local Area			UEP9D	UEPYV	2.28	79.59	63.97				40.18	9.45				
	2-Wire Voice Grade Port (Centrex / EBS-M5316))3 Basic Local Area			UEP9D	UEPY3	2.28	79.59	63.97				40.18	9.45				
	2-Wire Voice Grade Port (Centrex with Caller ID) Basic Local Area			UEP9D	UEPYH	2.28	79.59	63.97				40.18	9.45				

**UNBUNDLED NETWORK ELEMENTS - North Carolina**

							Attachment: 2		Exhibit: B														
CATEGORY	RATE ELEMENTS	Interim	Zone	BCS	USOC	RATES (\$)	Svc Order Submitted Elec per LSR	Svc Order Submitted Manually per LSR	Incremental Charge - Manual Svc Order vs. Electronic-1st	Incremental Charge - Manual Svc Order vs. Electronic-Add'l	Incremental Charge - Manual Svc Order vs. Electronic-Disc 1st	Incremental Charge - Manual Svc Order vs. Electronic-Disc Add'l											
													Rec	Nonrecurring		Nonrecurring Disconnect		OSS Rates (\$)					
														First	Add'l	First	Add'l	SOMEC	SOMAN	SOMAN	SOMAN	SOMAN	SOMAN
	2-Wire Voice Grade Port (Centrex/Caller ID/Msg Wtg Lamp Indication))3 Basic Local Area			UEP9D	UEPYW	2.28	79.59	63.97			40.18	9.45											
	2-Wire Voice Grade Port (Centrex/Msg Wtg Lamp Indication))3 Basic Local Area			UEP9D	UEPYJ	2.28	79.59	63.97			40.18	9.45											
	2-Wire Voice Grade Port (Centrex from diff Serving Wire Center) 2 Basic Local Area			UEP9D	UEPYM	2.28	164.57	128.16			40.18	9.45											
	2-Wire Voice Grade Port (Centrex/differ SWC /EBS-PSET)2, 3 Basic Local Area			UEP9D	UEPYO	2.28	164.57	128.16			40.18	9.45											
	2-Wire Voice Grade Port (Centrex/differ SWC /EBS-M5009)2, 3 Basic Local Area			UEP9D	UEPYP	2.28	164.57	128.16			40.18	9.45											
	2-Wire Voice Grade Port (Centrex/differ SWC /EBS-5209)2, 3 Basic Local Area			UEP9D	UEPYQ	2.28	164.57	128.16			40.18	9.45											
	2-Wire Voice Grade Port (Centrex/differ SWC /EBS-M5112)2, 3 Basic Local Area			UEP9D	UEPYR	2.28	164.57	128.16			40.18	9.45											
	2-Wire Voice Grade Port (Centrex/differ SWC /EBS-M5312)2, 3 Basic Local Area			UEP9D	UEPYS	2.28	164.57	128.16			40.18	9.45											
	2-Wire Voice Grade Port (Centrex/differ SWC /EBS-M5008)2, 3 Basic Local Area			UEP9D	UEPY4	2.28	164.57	128.16			40.18	9.45											
	2-Wire Voice Grade Port (Centrex/differ SWC /EBS-M5208)2, 3 Basic Local Area			UEP9D	UEPY5	2.28	164.57	128.16			40.18	9.45											
	2-Wire Voice Grade Port (Centrex/differ SWC /EBS-M5216)2, 3 Basic Local Area			UEP9D	UEPY6	2.28	164.57	128.16			40.18	9.45											
	2-Wire Voice Grade Port (Centrex/differ SWC /EBS-M5316)2, 3 Basic Local Area			UEP9D	UEPY7	2.28	164.57	128.16			40.18	9.45											
	2-Wire Voice Grade Port, Diff Serving Wire Center - 800 Service Term			UEP9D	UEPYZ	2.28	164.57	128.16			40.18	9.45											
	2-Wire Voice Grade Port terminated in on Megalink or equivalent Basic Local Area			UEP9D	UEPY9	2.28	79.59	63.97			40.18	9.45											
	2-Wire Voice Grade Port Terminated on 800 Service Term Basic Local Area			UEP9D	UEPY2	2.28	79.59	63.97			40.18	9.45											
<b>NC Only</b>																							
	2-Wire Voice Grade Port (Centrex)			UEP9D	UEPUA	2.28	79.59	63.97			40.18	9.45											
	2-Wire Voice Grade Port (Centrex 800 termination)			UEP9D	UEPUB	2.28	79.59	63.97			40.18	9.45											
	2-Wire Voice Grade Port (Centrex / EBS-PSET)3			UEP9D	UEPUC	2.28	79.59	63.97			40.18	9.45											
	2-Wire Voice Grade Port (Centrex / EBS-M5009)3			UEP9D	UEPUD	2.28	79.59	63.97			40.18	9.45											
	2-Wire Voice Grade Port (Centrex / EBS-M5209)3			UEP9D	UEPUE	2.28	79.59	63.97			40.18	9.45											
	2-Wire Voice Grade Port (Centrex / EBS-M5112)3			UEP9D	UEPUF	2.28	79.59	63.97			40.18	9.45											
	2-Wire Voice Grade Port (Centrex / EBS-M5312)3			UEP9D	UEPUG	2.28	79.59	63.97			40.18	9.45											
	2-Wire Voice Grade Port (Centrex / EBS-M5008)3			UEP9D	UEPUT	2.28	79.59	63.97			40.18	9.45											
	2-Wire Voice Grade Port (Centrex / EBS-M5208)3			UEP9D	UEPUJ	2.28	79.59	63.97			40.18	9.45											
	2-Wire Voice Grade Port (Centrex / EBS-M5216)3			UEP9D	UEPUJ	2.28	79.59	63.97			40.18	9.45											
	2-Wire Voice Grade Port (Centrex / EBS-M5316)3			UEP9D	UEPU3	2.28	79.59	63.97			40.18	9.45											
	2-Wire Voice Grade Port (Centrex with Caller ID)			UEP9D	UEPUH	2.28	79.59	63.97			40.18	9.45											
	2-Wire Voice Grade Port (Centrex/Caller ID/Msg Wtg Lamp Indication)3			UEP9D	UEPUW	2.28	79.59	63.97			40.18	9.45											
	2-Wire Voice Grade Port (Centrex/Msg Wtg Lamp Indication)3			UEP9D	UEPUJ	2.28	79.59	63.97			40.18	9.45											
	2-Wire Voice Grade Port (Centrex from diff Serving Wire Center) 2			UEP9D	UEPUM	2.28	164.57	128.16			40.18	9.45											
	2-Wire Voice Grade Port (Centrex/differ SWC /EBS-PSET)2, 3			UEP9D	UEPUO	2.28	164.57	128.16			40.18	9.45											
	2-Wire Voice Grade Port (Centrex/differ SWC /EBS-M5009)2, 3			UEP9D	UEPUP	2.28	164.57	128.16			40.18	9.45											
	2-Wire Voice Grade Port (Centrex/differ SWC /EBS-5209)2, 3			UEP9D	UEPUQ	2.28	164.57	128.16			40.18	9.45											
	2-Wire Voice Grade Port (Centrex/differ SWC /EBS-M5112)2, 3			UEP9D	UEPUR	2.28	164.57	128.16			40.18	9.45											
	2-Wire Voice Grade Port (Centrex/differ SWC /EBS-M5312)2, 3			UEP9D	UEPUS	2.28	164.57	128.16			40.18	9.45											
	2-Wire Voice Grade Port (Centrex/differ SWC /EBS-M5008)2, 3			UEP9D	UEPU4	2.28	164.57	128.16			40.18	9.45											

UNBUNDLED NETWORK ELEMENTS - North Carolina										Attachment: 2		Exhibit: B				
CATEGORY	RATE ELEMENTS	Interim	Zone	BCS	USOC	RATES (\$)	Svc Order Submitted Elec per LSR	Svc Order Submitted Manually per LSR	Incremental Charge - Manual Svc Order vs. Electronic-1st	Incremental Charge - Manual Svc Order vs. Electronic-Add'l	Incremental Charge - Manual Svc Order vs. Electronic-Disc 1st	Incremental Charge - Manual Svc Order vs. Electronic-Disc Add'l				
													Rec	Nonrecurring		Nonrecurring Disconnect
							First	Add'l	First	Add'l	SOME C	SOMAN	SOMAN	SOMAN	SOMAN	SOMAN
	2-Wire Voice Grade Port (Centrex/differ SWC /EBS-M5208)2, 3			UEP9D	UEPU5	2.28	164.57	128.16					40.18	9.45		
	2-Wire Voice Grade Port (Centrex/differ SWC /EBS-M5216)2, 3			UEP9D	UEPU6	2.28	164.57	128.16					40.18	9.45		
	2-Wire Voice Grade Port (Centrex/differ SWC /EBS-M5316)2, 3			UEP9D	UEPU7	2.28	164.57	128.16					40.18	9.45		
	2-Wire Voice Grade Port, Diff Serving Wire Center - 800 Service Term			UEP9D	UEPUZ	2.28	164.57	128.16					40.18	9.45		
	2-Wire Voice Grade Port terminated in on Megalink or equivalent			UEP9D	UEPU9	2.28	79.59	63.97					40.18	9.45		
	2-Wire Voice Grade Port Terminated on 800 Service Term			UEP9D	UEPU2	2.28	79.59	63.97					40.18	9.45		
<b>Local Switching</b>																
	Centrex Intercom Funtionality, per port			UEP9D	URECS	0.903										
<b>Local Number Portability</b>																
	Local Number Portability (1 per port)			UEP9D	LNPC	0.35										
<b>Features</b>																
	All Standard Features Offered, per port			UEP9D	UEPVF	3.40										
	All Select Features Offered, per port			UEP9D	UEPVS	0.00	457.83						40.18	9.45		
	All Centrex Control Features Offered, per port			UEP9D	UEPVC	3.40										
<b>NARS</b>																
	Unbundled Network Access Register - Combination			UEP9D	UARCX	0.00	0.00	0.00					40.18	9.45		
	Unbundled Network Access Register - Inward			UEP9D	UARIX	0.00	0.00	0.00					40.18	9.45		
	Unbundled Network Access Register - Outdial			UEP9D	UARO X	0.00	0.00	0.00					40.18	9.45		
<b>Miscellaneous Terminations</b>																
<b>2-Wire Trunk Side</b>																
	Trunk Side Terminations, each			UEP9D	CEND6	12.36										
<b>4-Wire Digital (1.544 Megabits)</b>																
	DS1 Circuit Terminations, each			UEP9D	M1HD1	123.65							40.18	9.45		
	DS0 Channels Activated per Channel			UEP9D	M1HDO	0.00	28.81						40.18	9.45		
<b>Interoffice Channel Mileage - 2-Wire</b>																
	Interoffice Channel Facilities Termination			UEP9D	MIGBC	18.00										
	Interoffice Channel mileage, per mile or fraction of mile			UEP9D	MIGBM	0.0282										
<b>Feature Activations (DS0) Centrex Loops on Channelized DS1 Service</b>																
<b>D4 Channel Bank Feature Activations</b>																
	Feature Activation on D-4 Channel Bank Centrex Loop Slot			UEP9D	1PQWS	0.65										
	Feature Activation on D-4 Channel Bank FX line Side Loop Slot			UEP9D	1PQW6	0.65										
	Feature Activation on D-4 Channel Bank FX Trunk Side Loop Slot			UEP9D	1PQW7	0.65										
	Feature Activation on D-4 Channel Bank Centrex Loop Slot - Different Wire Center			UEP9D	1PQWP	0.65										
	Feature Activation on D-4 Channel Bank Private Line Loop Slot			UEP9D	1PQWV	0.65										
	Feature Activation on D-4 Channel Bank Tjie Line/Trunk Loop Slot			UEP9D	1PQWQ	0.65										
	Feature Activation on D-4 Channel Bank WATS Loop Slot			UEP9D	1PQWA	0.65										
<b>Non-Recurring Charges (NRC) Associated with UNE-P Centrex</b>																
	NRC Conversion Currently Combined Switch-As-Is with allowed changes, per port			UEP9D	USAC2		2.77	0.40					40.18	9.45		
	New Centrex Standard Common Block			UEP9D	M1ACS	0.00	695.11						40.18	9.45		
	New Centrex Customized Common Block			UEP9D	M1ACC	0.00	695.11						40.18	9.45		
	NAR Establishment Charge, Per Occasion			UEP9D	URECA	0.00	72.73						40.18	9.45		
<b>Note 1 - Required Port for Centrex Control in 1AESS, 5ESS &amp; EWSD</b>																
<b>Note 2 - Requires Interoffice Channel Mileage</b>																
<b>Note 3 - Requires Specific Customer Premises Equipment</b>																
<b>UNBUNDLED CENTREX PORT/LOOP COMBINATIONS - MARKET RATES</b>																
<b>1. Market Rates are applied where BellSouth is not required by FCC and/or State Commission rule to provide Unbundled Local Switching or Switch Ports.</b>																
<b>2. Recurring Charges for all Standard Centrex and Centrex Conrol Features are Included in the Market Rate</b>																
<b>3. End Office and Tandem Switching Usage and Common Transport Usage rates in the Port section of this rate exhibit shall apply to all combinations of loop/port network elements except for UNE Coin Port/Loop Combinations.</b>																





UNBUNDLED NETWORK ELEMENTS - North Carolina							Attachment: 2		Exhibit: B							
CATEGORY	RATE ELEMENTS	Interim	Zone	BCS	USOC	RATES (\$)	Svc Order Submitted Elec per LSR	Svc Order Submitted Manually per LSR	Incremental Charge - Manual Svc Order vs. Electronic-1st	Incremental Charge - Manual Svc Order vs. Electronic-Add'l	Incremental Charge - Manual Svc Order vs. Electronic-Disc 1st	Incremental Charge - Manual Svc Order vs. Electronic-Disc Add'l				
													Rec	Nonrecurring		Nonrecurring Disconnect
							First	Add'l	First	Add'l	SOMEc	SOMAN	SOMAN	SOMAN	SOMAN	
	Unbundled Network Access Register - Combination			UEP95	UARCX	0.00	0.00	0.00					40.18	9.45		
	Unbundled Network Access Register - Initial			UEP95	UAR1X	0.00	0.00	0.00					40.18	9.45		
	Unbundled Network Access Register - Outdial			UEP95	UAROx	0.00	0.00	0.00					40.18	9.45		
	<b>Miscellaneous Terminations</b>															
	<b>2-Wire Trunk Side</b>															
	Trunk Side Terminations, each			UEP95	CEND6	12.36										
	<b>4-Wire Digital (1.544 Megabits)</b>															
	DS1 Circuit Terminations, each			UEP95	M1HD1	123.65							40.18	9.45		
	DS0 Channels Activated, each			UEP95	M1HDO	0.00	28.81						40.18	9.45		
	<b>Interoffice Channel Mileage - 2-Wire</b>															
	Interoffice Channel Facilities Termination			UEP95	MIGBC	18.00										
	Interoffice Channel mileage, per mile or fraction of mile			UEP95	MIGBM	0.0282										
	<b>Feature Activations (DS0) Centrex Loops on Channelized DS1 Service</b>															
	<b>D4 Channel Bank Feature Activations</b>															
	Feature Activation on D-4 Channel Bank Centrex Loop Slot			UEP95	1PQWS	0.65										
	Feature Activation on D-4 Channel Bank FX line Side Loop Slot			UEP95	1PQW6	0.65										
	Feature Activation on D-4 Channel Bank FX Trunk Side Loop Slot			UEP95	1PQW7	0.65										
	Feature Activation on D-4 Channel Bank Centrex Loop Slot - Different Wire Center			UEP95	1PQWP	0.65										
	Feature Activation on D-4 Channel Bank Private Line Loop Slot			UEP95	1PQWV	0.65										
	Feature Activation on D-4 Channel Bank Tjie Line/Trunk Loop Slot			UEP95	1PQWQ	0.65										
	Feature Activation on D-4 Channel Bank WATS Loop Slot			UEP95	1PQWA	0.65										
	<b>Non-Recurring Charges (NRC) Associated with UNE-P Centrex</b>															
	NRC Conversion Currently Combined Switch-As-Is with allowed changes, per port			UEP95	USAC2		2.77	0.40					40.18	9.45		
	New Centrex Standard Common Block			UEP95	M1ACS	0.00	695.11						40.18	9.45		
	New Centrex Customized Common Block			UEP95	M1ACC	0.00	695.11						40.18	9.45		
	NAR Establishment Charge, Per Occasion			UEP95	URECA	0.00	72.73						40.18	9.45		
	<b>UNE-P CENTREX - DMS100 (Valid in All States)</b>															
	<b>2-Wire VG Loop/2-Wire Voice Grade Port (Centrex) Combo</b>															
	<b>UNE Port/Loop Combination Rates (Non-Design)</b>															
	2-Wire VG Loop/2-Wire Voice Grade Port (Centrex) Port Combo - Non-Design		1	UEP9D		24.75										
	2-Wire VG Loop/2-Wire Voice Grade Port (Centrex)Port Combo - Non-Design		2	UEP9D		33.05										
	2-Wire VG Loop/2-Wire Voice Grade Port (Centrex)Port Combo - Non-Design		3	UEP9D		44.33										
	<b>UNE Port/Loop Combination Rates (Design)</b>															
	2-Wire VG Loop/2-Wire Voice Grade Port (Centrex) Port Combo - Design		1	UEP9D		28.97										
	2-Wire VG Loop/2-Wire Voice Grade Port (Centrex)Port Combo - Design		2	UEP9D		39.93										
	2-Wire VG Loop/2-Wire Voice Grade Port (Centrex)Port Combo - Design		3	UEP9D		54.81										
	<b>UNE Loop Rate</b>															
	2-Wire Voice Grade Loop (SL 1) - Zone 1		1	UEP9D	UECS1	10.75										
	2-Wire Voice Grade Loop (SL 1) - Zone 2		2	UEP9D	UECS1	19.05										
	2-Wire Voice Grade Loop (SL 1) - Zone 3		3	UEP9D	UECS1	30.33										
	2-Wire Voice Grade Loop (SL 2) - Zone 1		1	UEP9D	UECS2	14.97										
	2-Wire Voice Grade Loop (SL 2) - Zone 2		2	UEP9D	UECS2	25.93										
	2-Wire Voice Grade Loop (SL 2) - Zone 3		3	UEP9D	UECS2	40.81										
	<b>UNE Port Rate</b>															
	<b>ALL STATES</b>															
	2-Wire Voice Grade Port (Centrex ) Basic Local Area			UEP9D	UEPYA	14.00	105.00	85.00					40.18	9.45		

UNBUNDLED NETWORK ELEMENTS - North Carolina										Attachment: 2		Exhibit: B			
CATEGORY	RATE ELEMENTS	Interim	Zone	BCS	USOC	RATES (\$)				Svc Order Submitted Elec per LSR	Svc Order Submitted Manually per LSR	Incremental Charge - Manual Svc Order vs. Electronic-1st	Incremental Charge - Manual Svc Order vs. Electronic-Add'l	Incremental Charge - Manual Svc Order vs. Electronic-Disc 1st	Incremental Charge - Manual Svc Order vs. Electronic-Disc Add'l
						Rec	Nonrecurring		Nonrecurring Disconnect						
							First	Add'l	First	Add'l	SOME C	SOMAN	SOMAN	SOMAN	SOMAN
	2-Wire Voice Grade Port (Centrex 800 termination)Basic Local Area			UEP9D	UEPYB	14.00	105.00	85.00					40.18	9.45	
	2-Wire Voice Grade Port (Centrex / EBS-PSET)3Basic Local Area			UEP9D	UEPYC	14.00	105.00	85.00					40.18	9.45	
	2-Wire Voice Grade Port (Centrex / EBS-M5009)3Basic Local Area			UEP9D	UEPYD	14.00	105.00	85.00					40.18	9.45	
	2-Wire Voice Grade Port (Centrex / EBS-M5209)3 Basic Local Area			UEP9D	UEPYE	14.00	105.00	85.00					40.18	9.45	
	2-Wire Voice Grade Port (Centrex / EBS-M5112)3 Basic Local Area			UEP9D	UEPYF	14.00	105.00	85.00					40.18	9.45	
	2-Wire Voice Grade Port (Centrex / EBS-M5312)3Basic Local Area			UEP9D	UEPYG	14.00	105.00	85.00					40.18	9.45	
	2-Wire Voice Grade Port (Centrex / EBS-M5008)3 Basic Local Area			UEP9D	UEPYT	14.00	105.00	85.00					40.18	9.45	
	2-Wire Voice Grade Port (Centrex / EBS-M5208)3 Basic Local Area			UEP9D	UEPYU	14.00	105.00	85.00					40.18	9.45	
	2-Wire Voice Grade Port (Centrex / EBS-M5216)3 Basic Local Area			UEP9D	UEPYV	14.00	105.00	85.00					40.18	9.45	
	2-Wire Voice Grade Port (Centrex / EBS-M5316)3 Basic Local Area			UEP9D	UEPY3	14.00	105.00	85.00					40.18	9.45	
	2-Wire Voice Grade Port (Centrex with Caller ID) Basic Local Area			UEP9D	UEPYH	14.00	105.00	85.00					40.18	9.45	
	2-Wire Voice Grade Port (Centrex/Caller ID/Msg Wtg Lamp Indication))3 Basic Local Area			UEP9D	UEPYW	14.00	105.00	85.00					40.18	9.45	
	2-Wire Voice Grade Port (Centrex/Msg Wtg Lamp Indication))3 Basic Local Area			UEP9D	UEPYJ	14.00	105.00	85.00					40.18	9.45	
	2-Wire Voice Grade Port (Centrex from diff Serving Wire Center) 2 Basic Local Area			UEP9D	UEPYM	14.00	215.00	165.00					40.18	9.45	
	2-Wire Voice Grade Port (Centrex/differ SWC /EBS-PSET)2, 3 Basic Local Area			UEP9D	UEPYO	14.00	215.00	165.00					40.18	9.45	
	2-Wire Voice Grade Port (Centrex/differ SWC /EBS-M5009)2, 3 Basic Local Area			UEP9D	UEPYP	14.00	215.00	165.00					40.18	9.45	
	2-Wire Voice Grade Port (Centrex/differ SWC /EBS-5209)2, 3 Basic Local Area			UEP9D	UEPYQ	14.00	215.00	165.00					40.18	9.45	
	2-Wire Voice Grade Port (Centrex/differ SWC /EBS-M5112)2, 3 Basic Local Area			UEP9D	UEPYR	14.00	215.00	165.00					40.18	9.45	
	2-Wire Voice Grade Port (Centrex/differ SWC /EBS-M5312)2, 3 Basic Local Area			UEP9D	UEPYS	14.00	215.00	165.00					40.18	9.45	
	2-Wire Voice Grade Port (Centrex/differ SWC /EBS-M5008)2, 3 Basic Local Area			UEP9D	UEPY4	14.00	215.00	165.00					40.18	9.45	
	2-Wire Voice Grade Port (Centrex/differ SWC /EBS-M5208)2, 3 Basic Local Area			UEP9D	UEPY5	14.00	215.00	165.00					40.18	9.45	
	2-Wire Voice Grade Port (Centrex/differ SWC /EBS-M5216)2, 3 Basic Local Area			UEP9D	UEPY6	14.00	215.00	165.00					40.18	9.45	
	2-Wire Voice Grade Port (Centrex/differ SWC /EBS-M5316)2, 3 Basic Local Area			UEP9D	UEPY7	14.00	215.00	165.00					40.18	9.45	
	2-Wire Voice Grade Port, Diff Serving Wire Center - 800 Service Term			UEP9D	UEPYZ	14.00	215.00	165.00					40.18	9.45	
	2-Wire Voice Grade Port terminated in on Megalink or equivalent Basic Local Area			UEP9D	UEPY9	14.00	105.00	85.00					40.18	9.45	
	2-Wire Voice Grade Port Terminated on 800 Service Term Basic Local Area			UEP9D	UEPY2	14.00	105.00	85.00					40.18	9.45	
	<b>NC Only</b>														
	2-Wire Voice Grade Port (Centrex)			UEP9D	UEPUA	14.00	105.00	85.00					40.18	9.45	
	2-Wire Voice Grade Port (Centrex 800 termination)			UEP9D	UEPUB	14.00	105.00	85.00					40.18	9.45	
	2-Wire Voice Grade Port (Centrex / EBS-PSET)3			UEP9D	UEPUC	14.00	105.00	85.00					40.18	9.45	
	2-Wire Voice Grade Port (Centrex / EBS-M5009)3			UEP9D	UEPUD	14.00	105.00	85.00					40.18	9.45	
	2-Wire Voice Grade Port (Centrex / EBS-M5209)3			UEP9D	UEPUE	14.00	105.00	85.00					40.18	9.45	
	2-Wire Voice Grade Port (Centrex / EBS-M5112)3			UEP9D	UEPUF	14.00	105.00	85.00					40.18	9.45	

UNBUNDLED NETWORK ELEMENTS - North Carolina										Attachment: 2		Exhibit: B			
CATEGORY	RATE ELEMENTS	Interim	Zone	BCS	USOC	RATES (\$)				Svc Order Submitted Elec per LSR	Svc Order Submitted Manually per LSR	Incremental Charge - Manual Svc Order vs. Electronic-1st	Incremental Charge - Manual Svc Order vs. Electronic-Add'l	Incremental Charge - Manual Svc Order vs. Electronic-Disc 1st	Incremental Charge - Manual Svc Order vs. Electronic-Disc Add'l
						Rec	Nonrecurring		Nonrecurring Disconnect						
							First	Add'l	First	Add'l	SOMEc	SOMAN	SOMAN	SOMAN	SOMAN
	2-Wire Voice Grade Port (Centrex / EBS-M5312)3			UEP9D	UEPUG	14.00	105.00	85.00					40.18	9.45	
	2-Wire Voice Grade Port (Centrex / EBS-M5008)3			UEP9D	UEPUT	14.00	105.00	85.00					40.18	9.45	
	2-Wire Voice Grade Port (Centrex / EBS-M5208)3			UEP9D	UEPUJ	14.00	105.00	85.00					40.18	9.45	
	2-Wire Voice Grade Port (Centrex / EBS-M5216)3			UEP9D	UEPUV	14.00	105.00	85.00					40.18	9.45	
	2-Wire Voice Grade Port (Centrex / EBS-M5316)3			UEP9D	UEPU3	14.00	105.00	85.00					40.18	9.45	
	2-Wire Voice Grade Port (Centrex with Caller ID)			UEP9D	UEPUH	14.00	105.00	85.00					40.18	9.45	
	2-Wire Voice Grade Port (Centrex/Caller ID/Msg Wtg Lamp Indication)3			UEP9D	UEPUW	14.00	105.00	85.00					40.18	9.45	
	2-Wire Voice Grade Port (Centrex/Msg Wtg Lamp Indication)3			UEP9D	UEPUJ	14.00	105.00	85.00					40.18	9.45	
	2-Wire Voice Grade Port (Centrex from diff Serving Wire Center)2			UEP9D	UEPUM	14.00	215.00	165.00					40.18	9.45	
	2-Wire Voice Grade Port (Centrex/differ SWC /EBS-PSET)2, 3			UEP9D	UEPUO	14.00	215.00	165.00					40.18	9.45	
	2-Wire Voice Grade Port (Centrex/differ SWC /EBS-M5009)2, 3			UEP9D	UEPUP	14.00	215.00	165.00					40.18	9.45	
	2-Wire Voice Grade Port (Centrex/differ SWC /EBS-5209)2, 3			UEP9D	UEPUQ	14.00	215.00	165.00					40.18	9.45	
	2-Wire Voice Grade Port (Centrex/differ SWC /EBS-M5112)2, 3			UEP9D	UEPUR	14.00	215.00	165.00					40.18	9.45	
	2-Wire Voice Grade Port (Centrex/differ SWC /EBS-M5312)2, 3			UEP9D	UEPUS	14.00	215.00	165.00					40.18	9.45	
	2-Wire Voice Grade Port (Centrex/differ SWC /EBS-M5008)2, 3			UEP9D	UEPU4	14.00	215.00	165.00					40.18	9.45	
	2-Wire Voice Grade Port (Centrex/differ SWC /EBS-M5208)2, 3			UEP9D	UEPU5	14.00	215.00	165.00					40.18	9.45	
	2-Wire Voice Grade Port (Centrex/differ SWC /EBS-M5216)2, 3			UEP9D	UEPU6	14.00	215.00	165.00					40.18	9.45	
	2-Wire Voice Grade Port (Centrex/differ SWC /EBS-M5316)2, 3			UEP9D	UEPU7	14.00	215.00	165.00					40.18	9.45	
	2-Wire Voice Grade Port, Diff Serving Wire Center - 800 Service Term			UEP9D	UEPUZ	14.00	215.00	165.00					40.18	9.45	
	2-Wire Voice Grade Port terminated in on Megalink or equivalent			UEP9D	UEPU9	14.00	105.00	85.00					40.18	9.45	
	2-Wire Voice Grade Port Terminated on 800 Service Term			UEP9D	UEPU2	14.00	105.00	85.00					40.18	9.45	
	<b>Local Switching</b>														
	Centrex Intercom Functionality, per port			UEP9D	URECS	0.903									
	<b>Local Number Portability</b>														
	Local Number Portability (1 per port)			UEP9D	LNPC	0.35									
	<b>Features</b>														
	All Standard Features Offered, per port			UEP9D	UEPVF	0.00									
	All Select Features Offered, per port			UEP9D	UEPVS	0.00	457.83						40.18	9.45	
	All Centrex Control Features Offered, per port			UEP9D	UEPVC	0.00									
	<b>NARS</b>														
	Unbundled Network Access Register - Combination			UEP9D	UARCX	0.00	0.00	0.00					40.18	9.45	
	Unbundled Network Access Register - Inward			UEP9D	UAR1X	0.00	0.00	0.00					40.18	9.45	
	Unbundled Network Access Register - Outdial			UEP9D	UAROY	0.00	0.00	0.00					40.18	9.45	
	<b>Miscellaneous Terminations</b>														
	<b>2-Wire Trunk Side</b>														
	Trunk Side Terminations, each			UEP9D	CEND6	12.36									
	<b>4-Wire Digital (1.544 Megabits)</b>														
	DS1 Circuit Terminations, each			UEP9D	M1HD1	123.65							40.18	9.45	
	DS0 Channels Activated per Channel			UEP9D	M1HDO	0.00	28.81						40.18	9.45	
	<b>Interoffice Channel Mileage - 2-Wire</b>														
	Interoffice Channel Facilities Termination			UEP9D	MIGBC	18.00									
	Interoffice Channel mileage, per mile or fraction of mile			UEP9D	MIGBM	0.0282									
	<b>Feature Activations (DS0) Centrex Loops on Channelized DS1 Service</b>														
	<b>D4 Channel Bank Feature Activations</b>														
	Feature Activation on D-4 Channel Bank Centrex Loop Slot			UEP9D	1PQWS	0.65									
	Feature Activation on D-4 Channel Bank FX line Side Loop Slot			UEP9D	1PQW6	0.65									

UNBUNDLED NETWORK ELEMENTS - North Carolina										Attachment: 2		Exhibit: B			
CATEGORY	RATE ELEMENTS	Interim	Zone	BCS	USOC	RATES (\$)				Svc Order Submitted Elec per LSR	Svc Order Submitted Manually per LSR	Incremental Charge - Manual Svc Order vs. Electronic-1st	Incremental Charge - Manual Svc Order vs. Electronic-Add'l	Incremental Charge - Manual Svc Order vs. Electronic-Disc 1st	Incremental Charge - Manual Svc Order vs. Electronic-Disc Add'l
						Rec	Nonrecurring		Nonrecurring Disconnect						
							First	Add'l	First	Add'l	SOME C	SOMAN	SOMAN	SOMAN	SOMAN
	Feature Activation on D-4 Channel Bank FX Trunk Side Loop Slot			UEP9D	1PQW7	0.65									
	Feature Activation on D-4 Channel Bank Centrex Loop Slot - Different Wire Center			UEP9D	1PQWP	0.65									
	Feature Activation on D-4 Channel Bank Private Line Loop Slot			UEP9D	1PQWV	0.65									
	Feature Activation on D-4 Channel Bank Tjje Line/Trunk Loop Slot			UEP9D	1PQWQ	0.65									
	Feature Activation on D-4 Channel Bank WATS Loop Slot			UEP9D	1PQWA	0.65									
	<b>Non-Recurring Charges (NRC) Associated with UNE-P Centrex</b>														
	NRC Conversion Currently Combined Switch-As-Is with allowed changes, per port			UEP9D	USAC2		2.77	0.40				40.18	9.45		
	New Centrex Standard Common Block			UEP9D	M1ACS	0.00	695.11					40.18	9.45		
	New Centrex Customized Common Block			UEP9D	M1ACC	0.00	695.11					40.18	9.45		
	NAR Establishment Charge, Per Occasion			UEP9D	URECA	0.00	72.73					40.18	9.45		
	<b>Note 1 - Required Port for Centrex Control in 1AESS, 5ESS &amp; EWSD</b>														
	<b>Note 2 - Requires Interoffice Channel Mileage</b>														
	<b>Note 3 - Requires Specific Customer Premises Equipment</b>														
	<b>Note: Rates displaying an "R" in Interim column are interim and subject to rate true-up as set forth in General Terms and Conditions.</b>														

UNBUNDLED NETWORK ELEMENTS - South Carolina										Attachment: 2		Exhibit: B			
CATEGORY	RATE ELEMENTS	Interim	Zone	BCS	USOC	RATES (\$)	Svc Order Submitted Elec per LSR	Svc Order Submitted Manually per LSR	Incremental Charge - Manual Svc Order vs. Electronic-1st	Incremental Charge - Manual Svc Order vs. Electronic-Add'l	Incremental Charge - Manual Svc Order vs. Electronic-Disc 1st	Incremental Charge - Manual Svc Order vs. Electronic-Disc Add'l			
													Rec	Nonrecurring	
							First	Add'l	First	Add'l	SOMEK	SOMAN	SOMAN	SOMAN	SOMAN
The "Zone" shown in the sections for stand-alone loops or loops as part of a combination refers to Geographically Deaveraged UNE Zones. To view Geographically Deaveraged UNE Zone Designations by Central Office, refer to Internet Website: <a href="http://www.interconnection.bellsouth.com/become_a_clec/html/interconnection.htm">http://www.interconnection.bellsouth.com/become_a_clec/html/interconnection.htm</a>															
<b>OPERATIONAL SUPPORT SYSTEMS</b>															
NOTE: (1) Electronic Service Order: CLEC should contact its contract negotiator if it prefers the state specific electronic service ordering charges as ordered by the State Commissions. The electronic service ordering charge currently contained in this rate exhibit is the BellSouth regional electronic service ordering charge. CLEC may elect either the state specific Commission ordered rates for the electronic service ordering charges, or CLEC may elect the regional electronic service ordering charge.															
NOTE: (2) Any element that can be ordered electronically will be billed according to the SOMEK rate listed in this category. Please refer to BellSouth's Business Rules for Local Ordering (BBR-LO) to determine if a product can be ordered electronically. For those elements that cannot be ordered electronically at present per the BBR-LO, the listed SOMEK rate in this category reflects the charge that would be billed to a CLEC once electronic ordering capabilities come on-line for that element. Otherwise, the manual ordering charge, SOMAN, will be applied to a CLECs bill when it submits an LSR to BellSouth.															
	Manual Service Order Charge, per LSR, Disconnect Only (SC)										1.97				
	Electronic OSS Charge, per LSR, submitted via BST's OSS Interactive interfaces (Regional)								3.50						
<b>UNE SERVICE DATE ADVANCEMENT CHARGE</b>															
NOTE: The Expedite charge will be maintained commensurate with BellSouth's FCC No.1 Tariff, Section 5 as applicable.															
	UNE Expedite Charge per Circuit or Line Assignable USOC, per Day			ALL UNE EXCEPT UNE-P	SDASP				200.00						
<b>UNBUNDLED EXCHANGE ACCESS LOOP</b>															
<b>2-WIRE ANALOG VOICE GRADE LOOP</b>															
	2-Wire Analog Voice Grade Loop - Service Level 1- Zone 1		1	UEANL	UEAL2	14.94	37.92	17.62	23.56	5.32		15.69			
	2-Wire Analog Voice Grade Loop - Service Level 1- Zone 2		2	UEANL	UEAL2	21.39	37.92	17.62	23.56	5.32		15.69			
	2-Wire Analog Voice Grade Loop - Service Level 1- Zone 3		3	UEANL	UEAL2	26.72	37.92	17.62	23.56	5.32		15.69			
	Unbundled Miscellaneous Rate Element, Tag Loop at End User Premise			UEANL	URETL		8.33	0.83				15.69			
	Loop Testing - Basic 1st Half Hour			UEANL	URET1		34.23					15.69			
	Loop Testing - Basic Additional Half Hour			UEANL	URETA		19.90	19.90				15.69			
	CLEC to CLEC Conversion Charge Without Outside Dispatch (UVL-SL1)			UEANL	UREWO		15.81	8.96				15.69			
	Unbundled Voice Loop, Non-Design Voice Loop, billing for BST providing make-up (Engineering Information - E.I.)			UEANL	UEANM		13.47	13.47				15.69			
	Manual Order Coordination for UVL-SL1s (per loop)			UEANL	UEAMC		8.17	8.17				15.69			
	Order Coordination for Specified Conversion Time for UVL-SL1 (per LSR)			UEANL	OCOSL		18.13	18.13				15.69			
<b>2-WIRE UNBUNDLED COPPER LOOP</b>															
	2-Wire Unbundled Copper Loop - Non-Designed Zone 1	I	1	UEQ	UEQ2X	12.94	36.40	16.10	22.66	4.42		15.69			
	2 Wire Unbundled Copper Loop - Non-Designed - Zone 2	I	2	UEQ	UEQ2X	14.51	36.40	16.10	22.66	4.42		15.69			
	2 Wire Unbundled Copper Loop - Non-Designed - Zone 3	I	3	UEQ	UEQ2X	15.02	36.40	16.10	22.66	4.42		15.69			
	Unbundled Miscellaneous Rate Element, Tag Loop at End User Premise			UEQ	URETL		8.33	0.83				15.69			
	Order Coordination 2 Wire Unbundled Copper Loop - Non-Designed (per loop)			UEQ	USBMC		8.17	8.17				15.69			
	Unbundled Copper Loop, Non-Design Copper Loop, billing for BST providing make-up (Engineering Information - E.I.)			UEQ	UEQMU		13.47	13.47				15.69			
	Loop Testing - Basic 1st Half Hour			UEQ	URET1		34.23	34.23				15.69			
	Loop Testing - Basic Additional Half Hour			UEQ	URETA		19.90	19.90				15.69			
	CLEC to CLEC Conversion Charge Without Outside Dispatch (UCL-ND)			UEQ	UREWO		14.30	7.45				15.69			
<b>UNBUNDLED EXCHANGE ACCESS LOOP</b>															
<b>2-WIRE ANALOG VOICE GRADE LOOP</b>															
	2 Wire Analog Voice Grade Loop-Service Level 1-Line Splitting-Zone 1		1	UEPSR UEPSB	UEALS	14.94	37.92	17.62	23.56	5.32		15.69			
	2 Wire Analog Voice Grade Loop-Service Level 1-Line Splitting-Zone 1		1	UEPSR UEPSB	UEABS	14.94	37.92	17.62	23.56	5.32		15.69			
	2 Wire Analog Voice Grade Loop- Service Level 1-Line Splitting-Zone 2		2	UEPSR UEPSB	UEALS	21.39	37.92	17.62	23.56	5.32		15.69			
	2 Wire Analog Voice Grade Loop- Service Level 1-Line Splitting-Zone 2		2	UEPSR UEPSB	UEABS	21.39	37.92	17.62	23.56	5.32		15.69			
	2 Wire Analog Voice Grade Loop-Service Level 1-Line Splitting-Zone 3		3	UEPSR UEPSB	UEALS	26.72	37.92	17.62	23.56	5.32		15.69			
	2 Wire Analog Voice Grade Loop-Service Level 1-Line Splitting-Zone 3		3	UEPSR UEPSB	UEABS	26.72	37.92	17.62	23.56	5.32		15.69			

UNBUNDLED NETWORK ELEMENTS - South Carolina							Attachment: 2		Exhibit: B			
CATEGORY	RATE ELEMENTS	Interim	Zone	BCS	USOC	RATES (\$)	Svc Order Submitted Elec per LSR	Svc Order Submitted Manually per LSR	Incremental Charge - Manual Svc Order vs. Electronic-1st	Incremental Charge - Manual Svc Order vs. Electronic-Add'l	Incremental Charge - Manual Svc Order vs. Electronic-Disc 1st	Incremental Charge - Manual Svc Order vs. Electronic-Disc Add'l
UNBUNDLED EXCHANGE ACCESS LOOP												
2-WIRE ANALOG VOICE GRADE LOOP												
	2-Wire Analog Voice Grade Loop - Service Level 2 w/Loop or Ground Start Signaling - Zone 1		1	UEA	UEAL2	16.68	105.98	68.43	53.05	10.61		15.69
	2-Wire Analog Voice Grade Loop - Service Level 2 w/Loop or Ground Start Signaling - Zone 2		2	UEA	UEAL2	23.13	105.98	68.43	53.05	10.61		15.69
	2-Wire Analog Voice Grade Loop - Service Level 2 w/Loop or Ground Start Signaling - Zone 3		3	UEA	UEAL2	28.46	105.98	68.43	53.05	10.61		15.69
	Order Coordination for Specified Conversion Time (per LSR)			UEA	OCOSL		18.13					
	2-Wire Analog Voice Grade Loop - Service Level 2 w/Reverse Battery Signaling - Zone 1		1	UEA	UEAR2	16.68	105.98	68.43	53.05	10.61		15.69
	2-Wire Analog Voice Grade Loop - Service Level 2 w/Reverse Battery Signaling - Zone 2		2	UEA	UEAR2	23.13	105.98	68.43	53.05	10.61		15.69
	2-Wire Analog Voice Grade Loop - Service Level 2 w/Reverse Battery Signaling - Zone 3		3	UEA	UEAR2	28.46	105.98	68.43	53.05	10.61		15.69
	Order Coordination for Specified Conversion Time (per LSR)			UEA	OCOSL		18.13					
	CLEC to CLEC Conversion Charge without outside dispatch			UEA	UREWO		87.90	36.44				15.69
	Loop Tagging - Service Level 2 (SL2)			UEA	URETL			10.45				15.69
4-WIRE ANALOG VOICE GRADE LOOP												
	4-Wire Analog Voice Grade Loop - Zone 1		1	UEA	UEAL4	32.59	132.38	94.83	59.35	14.61		15.69
	4-Wire Analog Voice Grade Loop - Zone 2		2	UEA	UEAL4	43.89	132.38	94.83	59.35	14.61		15.69
	4-Wire Analog Voice Grade Loop - Zone 3		3	UEA	UEAL4	43.38	132.38	94.83	59.35	14.61		15.69
	Order Coordination for Specified Conversion Time (per LSR)			UEA	OCOSL		18.13					
	CLEC to CLEC Conversion Charge without outside dispatch			UEA	UREWO		87.90	36.44				15.69
2-WIRE ISDN DIGITAL GRADE LOOP												
	2-Wire ISDN Digital Grade Loop - Zone 1		1	UDN	U1L2X	25.21	117.58	80.03	53.05	10.61		15.69
	2-Wire ISDN Digital Grade Loop - Zone 2		2	UDN	U1L2X	32.76	117.58	80.03	53.05	10.61		15.69
	2-Wire ISDN Digital Grade Loop - Zone 3		3	UDN	U1L2X	37.70	117.58	80.03	53.05	10.61		15.69
	Order Coordination For Specified Conversion Time (per LSR)			UDN	OCOSL		18.13					
	CLEC to CLEC Conversion Charge without outside dispatch			UDN	UREWO		91.82	44.25				15.69
2-WIRE Universal Digital Channel (UDC) COMPATIBLE LOOP												
	2-Wire Universal Digital Channel (UDC) Compatible Loop - Zone 1		1	UDC	UDC2X	25.21	117.58	80.03	53.05	10.61		15.69
	2-Wire Universal Digital Channel (UDC) Compatible Loop - Zone 2		2	UDC	UDC2X	32.76	117.58	80.03	53.05	10.61		15.69
	2-Wire Universal Digital Channel (UDC) Compatible Loop - Zone 3		3	UDC	UDC2X	37.70	117.58	80.03	53.05	10.61		15.69
	CLEC to CLEC Conversion Charge without outside dispatch			UDC	UREWO		91.82	44.25				15.69
2-WIRE ASYMMETRICAL DIGITAL SUBSCRIBER LINE (ADSL) COMPATIBLE LOOP												
	2 Wire Unbundled ADSL Loop including manual service inquiry & facility reservation - Zone 1		1	UAL	UAL2X	12.19	120.84	70.56	50.37	7.93		15.69
	2 Wire Unbundled ADSL Loop including manual service inquiry & facility reservation - Zone 2		2	UAL	UAL2X	13.71	120.84	70.56	50.37	7.93		15.69
	2 Wire Unbundled ADSL Loop including manual service inquiry & facility reservation - Zone 3		3	UAL	UAL2X	14.14	120.84	70.56	50.37	7.93		15.69
	Order Coordination for Specified Conversion Time (per LSR)			UAL	OCOSL		18.13					
	2 Wire Unbundled ADSL Loop without manual service inquiry & facility reservaton - Zone 1		1	UAL	UAL2W	12.19	95.81	57.82	50.37	7.93		15.69
	2 Wire Unbundled ADSL Loop without manual service inquiry & facility reservaton - Zone 2		2	UAL	UAL2W	13.71	95.81	57.82	50.37	7.93		15.69
	2 Wire Unbundled ADSL Loop without manual service inquiry & facility reservaton - Zone 3		3	UAL	UAL2W	14.14	95.81	57.82	50.37	7.93		15.69
	Order Coordination for Specified Conversion Time (per LSR)			UAL	OCOSL		18.13					
	CLEC to CLEC Conversion Charge without outside dispatch			UAL	UREWO		86.38	40.48				15.69
2-WIRE HIGH BIT RATE DIGITAL SUBSCRIBER LINE (HDSL) COMPATIBLE LOOP												
	2 Wire Unbundled HDSL Loop including manual service inquiry & facility reservation - Zone 1		1	UHL	UHL2X	9.58	129.52	79.24	50.37	7.93		15.69
	2 Wire Unbundled HDSL Loop including manual service inquiry & facility reservation - Zone 2		2	UHL	UHL2X	10.92	129.52	79.24	50.37	7.93		15.69

**UNBUNDLED NETWORK ELEMENTS - South Carolina**

UNBUNDLED NETWORK ELEMENTS - South Carolina							Attachment: 2		Exhibit: B							
CATEGORY	RATE ELEMENTS	Interim	Zone	BCS	USOC	RATES (\$)	Svc Order Submitted Elec per LSR	Svc Order Submitted Manually per LSR	Incremental Charge - Manual Svc Order vs. Electronic-1st	Incremental Charge - Manual Svc Order vs. Electronic-Add'l	Incremental Charge - Manual Svc Order vs. Electronic-Disc 1st	Incremental Charge - Manual Svc Order vs. Electronic-Disc Add'l				
							Rec	Nonrecurring		Nonrecurring Disconnect		OSS Rates (\$)				
							First	Add'l	First	Add'l	SOMEC	SOMAN	SOMAN	SOMAN	SOMAN	SOMAN
	2 Wire Unbundled HDSL Loop including manual service inquiry & facility reservation - Zone 3		3	UHL	UHL2X	11.40	129.52	79.24	50.37	7.93		15.69				
	Order Coordination for Specified Conversion Time (per LSR)			UHL	OCOSL		18.13									
	2 Wire Unbundled HDSL Loop without manual service inquiry and facility reservation - Zone 1		1	UHL	UHL2W	9.58	104.49	66.50	50.37	7.93		15.69				
	2 Wire Unbundled HDSL Loop without manual service inquiry and facility reservation - Zone 2		2	UHL	UHL2W	10.92	104.49	66.50	50.37	7.93		15.69				
	2 Wire Unbundled HDSL Loop without manual service inquiry and facility reservation - Zone 3		3	UHL	UHL2W	11.40	104.49	66.50	50.37	7.93		15.69				
	Order Coordination for Specified Conversion Time (per LSR)			UHL	OCOSL		18.13									
	CLEC to CLEC Conversion Charge without outside dispatch			UHL	UREWO		86.32	40.48				15.69				
	<b>4-WIRE HIGH BIT RATE DIGITAL SUBSCRIBER LINE (HDSL) COMPATIBLE LOOP</b>															
	4 Wire Unbundled HDSL Loop including manual service inquiry and facility reservation - Zone 1		1	UHL	UHL4X	16.02	158.18	107.89	55.12	10.38		15.69				
	4-Wire Unbundled HDSL Loop including manual service inquiry and facility reservation - Zone 2		2	UHL	UHL4X	14.33	158.18	107.89	55.12	10.38		15.69				
	4-Wire Unbundled HDSL Loop including manual service inquiry and facility reservation - Zone 3		3	UHL	UHL4X	16.84	158.18	107.89	55.12	10.38		15.69				
	Order Coordination for Specified Conversion Time (per LSR)			UHL	OCOSL		18.13									
	4-Wire Unbundled HDSL Loop without manual service inquiry and facility reservation - Zone 1		1	UHL	UHL4W	16.02	133.14	95.16	55.12	10.38		15.69				
	4-Wire Unbundled HDSL Loop without manual service inquiry and facility reservation - Zone 2		2	UHL	UHL4W	14.33	133.14	95.16	55.12	10.38		15.69				
	4-Wire Unbundled HDSL Loop without manual service inquiry and facility reservation - Zone 3		3	UHL	UHL4W	16.84	133.14	95.16	55.12	10.38		15.69				
	Order Coordination for Specified Conversion Time (per LSR)			UHL	OCOSL		18.13									
	CLEC to CLEC Conversion Charge without outside dispatch			UHL	UREWO		86.32	40.48				15.69				
	<b>4-WIRE DS1 DIGITAL LOOP</b>															
	4-Wire DS1 Digital Loop - Zone 1		1	USL	USLXX	79.51	253.03	157.89	44.80	11.73		15.69				
	4-Wire DS1 Digital Loop - Zone 2		2	USL	USLXX	136.00	253.03	157.89	44.80	11.73		15.69				
	4-Wire DS1 Digital Loop - Zone 3		3	USL	USLXX	229.15	253.03	157.89	44.80	11.73		15.69				
	Order Coordination for Specified Conversion Time (per LSR)			USL	OCOSL		18.13									
	CLEC to CLEC Conversion Charge without outside dispatch			USL	UREWO		101.30	43.13				15.69				
	<b>4-WIRE 19.2, 56 OR 64 KBPS DIGITAL GRADE LOOP</b>															
	4 Wire Unbundled Digital 19.2 Kbps		1	UDL	UDL19	29.93	126.66	89.12	59.35	14.61		15.69				
	4 Wire Unbundled Digital 19.2 Kbps		2	UDL	UDL19	33.99	126.66	89.12	59.35	14.61		15.69				
	4 Wire Unbundled Digital 19.2 Kbps		3	UDL	UDL19	34.74	126.66	89.12	59.35	14.61		15.69				
	4 Wire Unbundled Digital Loop 56 Kbps - Zone 1		1	UDL	UDL56	29.93	126.66	89.12	59.35	14.61		15.69				
	4 Wire Unbundled Digital Loop 56 Kbps - Zone 2		2	UDL	UDL56	33.99	126.66	89.12	59.35	14.61		15.69				
	4 Wire Unbundled Digital Loop 56 Kbps - Zone 3		3	UDL	UDL56	34.74	126.66	89.12	59.35	14.61		15.69				
	Order Coordination for Specified Conversion Time (per LSR)			UDL	OCOSL		18.13									
	4 Wire Unbundled Digital Loop 64 Kbps - Zone 1		1	UDL	UDL64	29.93	126.66	89.12	59.35	14.61		15.69				
	4 Wire Unbundled Digital Loop 64 Kbps - Zone 2		2	UDL	UDL64	33.99	126.66	89.12	59.35	14.61		15.69				
	4 Wire Unbundled Digital Loop 64 Kbps - Zone 3		3	UDL	UDL64	34.74	126.66	89.12	59.35	14.61		15.69				
	Order Coordination for Specified Conversion Time (per LSR)			UDL	OCOSL		18.13									
	CLEC to CLEC Conversion Charge without outside dispatch			UDL	UREWO		102.34	49.85				15.69				
	<b>2-WIRE Unbundled COPPER LOOP</b>															
	2-Wire Unbundled Copper Loop/Short including manual service inquiry & facility reservation - Zone 1		1	UCL	UCLPB	12.19	119.91	69.62	50.37	7.93		15.69				
	2-Wire Unbundled Copper Loop/Short including manual service inquiry & facility reservation - Zone 2		2	UCL	UCLPB	13.71	119.91	69.62	50.37	7.93		15.69				
	2 Wire Unbundled Copper Loop/Short including manual service inquiry & facility reservation - Zone 3		3	UCL	UCLPB	14.14	119.91	69.62	50.37	7.93		15.69				
	Order Coordination for Unbundled Copper Loops (per loop)			UCL	UCLMC		8.17	8.17								
	2-Wire Unbundled Copper Loop/Short without manual service inquiry and facility reservation - Zone 1		1	UCL	UCLPW	12.19	94.87	56.89	50.37	7.93		15.69				
	2-Wire Unbundled Copper Loop/Short without manual service inquiry and facility reservation - Zone 2		2	UCL	UCLPW	13.71	94.87	56.89	50.37	7.93		15.69				



UNBUNDLED NETWORK ELEMENTS - South Carolina							Attachment: 2		Exhibit: B						
CATEGORY	RATE ELEMENTS	Interim	Zone	BCS	USOC	RATES (\$)	Svc Order Submitted Elec per LSR	Svc Order Submitted Manually per LSR	Incremental Charge - Manual Svc Order vs. Electronic-1st	Incremental Charge - Manual Svc Order vs. Electronic-Add'l	Incremental Charge - Manual Svc Order vs. Electronic-Disc 1st	Incremental Charge - Manual Svc Order vs. Electronic-Disc Add'l			
													Rec	Nonrecurring	
										SOMEc	SOMAN	SOMAN	SOMAN	SOMAN	SOMAN
	2-Wire Unbundled Copper Loop/Short without manual service inquiry and facility reservation - Zone 3		3	UCL	UCLPW	14.14	94.87	56.89	50.37	7.93		15.69			
	Order Coordination for Unbundled Copper Loops (per loop)			UCL	UCLMC		8.17	8.17							
	2-Wire Unbundled Copper Loop/Long - includes manual svc. inquiry and facility reservation - Zone 1		1	UCL	UCL2L	38.22	119.91	69.62	50.37	7.93		15.69			
	2-Wire Unbundled Copper Loop/Long - includes manual svc. inquiry and facility reservation - Zone 2		2	UCL	UCL2L	55.33	119.91	69.62	50.37	7.93		15.69			
	2-Wire Unbundled Copper Loop/Long - includes manual svc. inquiry and facility reservation - Zone 3		3	UCL	UCL2L	67.95	119.91	69.62	50.37	7.93		15.69			
	Order Coordination for Unbundled Copper Loops (per loop)			UCL	UCLMC		8.17	8.17							
	2-Wire Unbundled Copper Loop/Long - without manual service inquiry and facility reservation - Zone 1		1	UCL	UCL2W	38.22	94.87	56.89	50.37	7.93		15.69			
	2-Wire Unbundled Copper Loop/Long - without manual service inquiry and facility reservation - Zone 2		2	UCL	UCL2W	55.33	94.87	56.89	50.37	7.93		15.69			
	2-Wire Unbundled Copper Loop/Long - without manual service inquiry and facility reservation - Zone 3		3	UCL	UCL2W	67.95	94.87	56.89	50.37	7.93		15.69			
	Order Coordination for Unbundled Copper Loops (per loop)			UCL	UCLMC		8.17	8.17							
	CLEC to CLEC Conversion Charge without outside dispatch (UCL-Des)			UCL	UREWO		94.87	42.57				15.69			
	<b>4-WIRE COPPER LOOP</b>														
	4-Wire Copper Loop/Short - including manual service inquiry and facility reservation - Zone 1		1	UCL	UCL4S	19.64	144.17	93.88	55.12	10.38		15.69			
	4-Wire Copper Loop/Short - including manual service inquiry and facility reservation - Zone 2		2	UCL	UCL4S	20.90	144.17	93.88	55.12	10.38		15.69			
	4-Wire Copper Loop/Short - including manual service inquiry and facility reservation - Zone 3		3	UCL	UCL4S	19.34	144.17	93.88	55.12	10.38		15.69			
	Order Coordination for Unbundled Copper Loops (per loop)			UCL	UCLMC		8.17	8.17							
	4-Wire Copper Loop/Short - without manual service inquiry and facility reservation - Zone 1		1	UCL	UCL4W	19.64	119.13	81.15	55.12	10.38		15.69			
	4-Wire Copper Loop/Short - without manual service inquiry and facility reservation - Zone 2		2	UCL	UCL4W	20.90	119.13	81.15	55.12	10.38		15.69			
	4-Wire Copper Loop/Short - without manual service inquiry and facility reservation - Zone 3		3	UCL	UCL4W	19.34	119.13	81.15	55.12	10.38		15.69			
	Order Coordination for Unbundled Copper Loops (per loop)			UCL	UCLMC		8.17	8.17							
	4-Wire Unbundled Copper Loop/Long - includes manual svc. inquiry and facility reservation - Zone 1		1	UCL	UCL4L	77.29	144.17	93.88	55.12	10.38		15.69			
	4-Wire Unbundled Copper Loop/Long - includes manual svc. inquiry and facility reservation - Zone 2		2	UCL	UCL4L	118.78	144.17	93.88	55.12	10.38		15.69			
	4-Wire Unbundled Copper Loop/Long - includes manual svc. inquiry and facility reservation - Zone 3		3	UCL	UCL4L	144.10	144.17	93.88	55.12	10.38		15.69			
	Order Coordination for Unbundled Copper Loops (per loop)			UCL	UCLMC		8.17	8.17							
	4-Wire Unbundled Copper Loop/Long - without manual svc. inquiry and facility reservation - Zone 1		1	UCL	UCL4O	77.29	119.44	81.45	55.12	10.38		15.69			
	4-Wire Unbundled Copper Loop/Long - without manual svc. inquiry and facility reservation - Zone 2		2	UCL	UCL4O	118.78	119.44	81.45	55.12	10.38		15.69			
	4-Wire Unbundled Copper Loop/Long - without manual svc. inquiry and facility reservation - Zone 3		3	UCL	UCL4O	144.10	119.44	81.45	55.12	10.38		15.69			
	Order Coordination for Unbundled Copper Loops (per loop)			UCL	UCLMC		8.17	8.17							
	CLEC to CLEC Conversion Charge without outside dispatch (UCL-Des)			UCL	UREWO		94.87	42.57				15.69			
	<b>LOOP MODIFICATION</b>														
	Unbundled Loop Modification, Removal of Load Coils - 2 Wire pair less than or equal to 18k ft			UAL, UHL, UCL, UEQ, ULS, UEA, UEANL, UEPSR, UEPSB	ULM2L		32.46	32.46				15.69			
	Unbundled Loop Modification, Removal of Load Coils - 2 wire greater than 18k ft			UCL, ULS, UEQ	ULM2G		170.89	170.89				15.69			
	Unbundled Loop Modification Removal of Load Coils - 4 Wire less than or equal to 18K ft			UHL, UCL	ULM4L		32.46	32.46				15.69			

UNBUNDLED NETWORK ELEMENTS - South Carolina										Attachment: 2		Exhibit: B				
CATEGORY	RATE ELEMENTS	Interim	Zone	BCS	USOC	RATES (\$)	Svc Order Submitted Elec per LSR	Svc Order Submitted Manually per LSR	Incremental Charge - Manual Svc Order vs. Electronic-1st	Incremental Charge - Manual Svc Order vs. Electronic-Add'l	Incremental Charge - Manual Svc Order vs. Electronic-Disc 1st	Incremental Charge - Manual Svc Order vs. Electronic-Disc Add'l				
													Rec	Nonrecurring		Nonrecurring Disconnect
										SOMEc	SOMAN	SOMAN	SOMAN	SOMAN	SOMAN	
	Unbundled Loop Modification Removal of Load Coils - 4 Wire pair greater than 18k ft			UCL	ULM4G			170.89	170.89							
	Unbundled Loop Modification Removal of Bridged Tap Removal, per unbundled loop			UAL, UHL, UCL, UEQ, ULS, UEA, UEANL, UEPSR, UEPSB	ULMBT			32.48	32.48							
<b>SUB-LOOPS</b>																
<b>Sub-Loop Distribution</b>																
	Sub-Loop - Per Cross Box Location - CLEC Feeder Facility Set-Up	I		UEANL	USBSA			241.42	241.42							
	Sub-Loop - Per Cross Box Location - Per 25 Pair Panel Set-Up	I		UEANL	USBSB			22.69	22.69							
	Sub-Loop - Per Building Equipment Room - CLEC Feeder Facility Set-Up	I		UEANL	USBSC			177.84	177.84							
	Sub-Loop - Per Building Equipment Room - Per 25 Pair Panel Set-Up	I		UEANL	USBSD			55.58	55.58							
	Sub-Loop Distribution Per 2-Wire Analog Voice Grade Loop - Zone 1	I	1	UEANL	USBN2	8.87		65.94	31.03	45.35	6.71					
	Sub-Loop Distribution Per 2-Wire Analog Voice Grade Loop - Zone 2	I	2	UEANL	USBN2	12.58		65.94	31.03	45.35	6.71					
	Sub-Loop Distribution Per 2-Wire Analog Voice Grade Loop - Zone 3	I	3	UEANL	USBN2	14.79		65.94	31.03	45.35	6.71					
	Order Coordination for Unbundled Sub-Loops, per sub-loop pair			UEANL	USBMC			8.17	8.17							
	Sub-Loop Distribution Per 4-Wire Analog Voice Grade Loop - Zone 1		1	UEANL	USBN4	14.11		79.21	44.29	49.82	9.09					
	Sub-Loop Distribution Per 4-Wire Analog Voice Grade Loop - Zone 2		2	UEANL	USBN4	19.40		79.21	44.29	49.82	9.09					
	Sub-Loop Distribution Per 4-Wire Analog Voice Grade Loop - Zone 3		3	UEANL	USBN4	18.90		79.21	44.29	49.82	9.09					
	Order Coordination for Unbundled Sub-Loops, per sub-loop pair			UEANL	USBMC			8.17	8.17							
	Sub-Loop 2-Wire IntraBuilding Network Cable (INC)	I		UEANL	USBR2	2.41		53.13	18.21	45.35	6.71					
	Order Coordination for Unbundled Sub-Loops, per sub-loop pair			UEANL	USBMC			8.17	8.17							
	Sub-Loop 4-Wire IntraBuilding Network Cable (INC)	I		UEANL	USBR4	5.36		59.38	24.47	49.82	9.09					
	Order Coordination for Unbundled Sub-Loops, per sub-loop pair			UEANL	USBMC			8.17	8.17							
	2 Wire Copper Unbundled Sub-Loop Distribution - Zone 1	I	1	UEF	UCS2X	7.11		65.94	31.03	45.35	6.71					
	2 Wire Copper Unbundled Sub-Loop Distribution - Zone 2	I	2	UEF	UCS2X	9.83		65.94	31.03	45.35	6.71					
	2 Wire Copper Unbundled Sub-Loop Distribution - Zone 3	I	3	UEF	UCS2X	10.48		65.94	31.03	45.35	6.71					
	Order Coordination for Unbundled Sub-Loops, per sub-loop pair			UEF	USBMC			8.17	8.17							
	4 Wire Copper Unbundled Sub-Loop Distribution - Zone 1	I	1	UEF	UCS4X	7.85		79.21	44.29	49.82	9.09					
	4 Wire Copper Unbundled Sub-Loop Distribution - Zone 2	I	2	UEF	UCS4X	14.17		79.21	44.29	49.82	9.09					
	4 Wire Copper Unbundled Sub-Loop Distribution - Zone 3	I	3	UEF	UCS4X	12.64		79.21	44.29	49.82	9.09					
	Order Coordination for Unbundled Sub-Loops, per sub-loop pair			UEF	USBMC			8.17	8.17							
<b>Unbundled Sub-Loop Modification</b>																
	Unbundled Sub-Loop Modification - 2-W Copper Dist Load Coil/Equip Removal per 2-W PR			UEF	ULM2X			176.17	5.11							
	Unbundled Sub-loop Modification - 4-W Copper Dist Load Coil/Equip Removal per 4-W PR			UEF	ULM4X			176.17	5.11							
	Unbundled Sub-loop Modification - 2-w/4-w Copper Dist Bridged Tap Removal, per PR unloaded			UEF	ULM4T			278.82	6.13							
<b>Unbundled Network Terminating Wire (UNTW)</b>																
	Unbundled Network Terminating Wire (UNTW) per Pair			UENTW	UENPP	0.3303		30.20	30.20							
<b>Network Interface Device (NID)</b>																
	Network Interface Device (NID) - 1-2 lines			UENTW	UND12			43.68	28.79							



UNBUNDLED NETWORK ELEMENTS - South Carolina										Attachment: 2		Exhibit: B				
CATEGORY	RATE ELEMENTS	Interim	Zone	BCS	USOC	RATES (\$)	Svc Order Submitted Elec per LSR	Svc Order Submitted Manually per LSR	Incremental Charge - Manual Svc Order vs. Electronic-1st	Incremental Charge - Manual Svc Order vs. Electronic-Add'l	Incremental Charge - Manual Svc Order vs. Electronic-Disc 1st	Incremental Charge - Manual Svc Order vs. Electronic-Disc Add'l				
													Rec	Nonrecurring		Nonrecurring Disconnect
							First	Add'l	First	Add'l	SOMEc	SOMAN	SOMAN	SOMAN	SOMAN	SOMAN
	Unbundled Sub-Loop Feeder Loop, 2-Wire Copper Loop - Zone 3		3	UCL	USBFH	4.59	83.97	46.42	53.14	10.69		15.69				
	Order Coordination For Specified Conversion Time, per LSR			UCL	OCOSL		18.13									
	Sub-Loop Feeder - Per 4-Wire Copper Loop - Zone 1		1	UCL	USBFJ	13.21	101.22	63.67	58.03	13.29		15.69				
	Sub-Loop Feeder - Per 4-Wire Copper Loop - Zone 2		2	UCL	USBFJ	8.28	101.22	63.67	58.03	13.29		15.69				
	Sub-Loop Feeder - Per 4-Wire Copper Loop - Zone 3		3	UCL	USBFJ	8.42	101.22	63.67	58.03	13.29		15.69				
	Order Coordination For Specified Conversion Time, per LSR			UCL	OCOSL		18.13									
	Sub-Loop Feeder - Per 4-Wire 19.2 Kbps Digital Grade Loop		1	UDL	USBFN	21.02	102.19	64.64	62.26	17.52		15.69				
	Sub-Loop Feeder - Per 4-Wire 19.2 Kbps Digital Grade Loop		2	UDL	USBFN	21.30	102.19	64.64	62.26	17.52		15.69				
	Sub-Loop Feeder - Per 4-Wire 19.2 Kbps Digital Grade Loop		3	UDL	USBFN	20.17	102.19	64.64	62.26	17.52		15.69				
	Sub-Loop Feeder - Per 4-Wire 56 Kbps Digital Grade Loop - Zone 1		1	UDL	USBFO	21.02	102.19	64.64	62.26	17.52		15.69				
	Sub-Loop Feeder - Per 4-Wire 56 Kbps Digital Grade Loop - Zone 2		2	UDL	USBFO	21.30	102.19	64.64	62.26	17.52		15.69				
	Sub-Loop Feeder - Per 4-Wire 56 Kbps Digital Grade Loop - Zone 3		3	UDL	USBFO	20.17	102.19	64.64	62.26	17.52		15.69				
	Order Coordination For Specified Time Conversion, per LSR			UDL	OCOSL		18.13									
	Sub-Loop Feeder - Per 4-Wire 64 Kbps Digital Grade Loop - Zone 1		1	UDL	USBFP	21.02	102.19	64.64	62.26	17.52		15.69				
	Sub-Loop Feeder - Per 4-Wire 64 Kbps Digital Grade Loop - Zone 2		2	UDL	USBFP	21.30	102.19	64.64	62.26	17.52		15.69				
	Sub-Loop Feeder - Per 4-Wire 64 Kbps Digital Grade Loop - Zone 3		3	UDL	USBFP	20.17	102.19	64.64	62.26	17.52		15.69				
	Order Coordination For Specified Conversion Time, per LSR			UDL	OCOSL		18.13									
<b>SUB-LOOPS</b>																
<b>Sub-Loop Feeder</b>																
	Sub Loop Feeder - DS3 - Per Mile Per Month		I	UE3	1L5SL	20.44										
	Sub Loop Feeder - DS3 - Facility Termination Per Month		I	UE3	USBF1	348.12	3,408.62	407.90	160.83	91.17		15.69				
	Sub Loop Feeder - STS-1 - Per Mile Per Month		I	UDLSX	1L5SL	20.44										
	Sub Loop Feeder - STS-1 - Facility Termination Per Month		I	UDLSX	USBF7	369.07	3,408.62	407.90	160.83	91.17		15.69				
	Sub Loop Feeder - OC-3 - Per Mile Per Month		I	UDLO3	1L5SL	15.51										
	Sub Loop Feeder - OC-3 - Facility Termination Protection Per Month		I	UDLO3	USBF5	56.04										
	Sub Loop Feeder - OC-3 - Facility Termination Per Month		I	UDLO3	USBF2	565.50	3,408.62	407.90	160.83	91.17		15.69				
	Sub Loop Feeder - OC-12 - Per Mile Per Month		I	UDL12	1L5SL	19.08										
	Sub Loop Feeder - OC-12 - Facility Termination Protection Per Month		I	UDL12	USBF6	669.82										
	Sub Loop Feeder - OC-12 - Facility Termination Per Month		I	UDL12	USBF3	1,840.00	3,408.62	407.90	160.83	91.17		15.69				
	Sub Loop Feeder - OC-48 - Per Mile Per Month		I	UDL48	1L5SL	62.60										
	Sub Loop Feeder - OC-48 - Facility Termination Protection Per Month		I	UDL48	USBF9	326.16										
	Sub Loop Feeder - OC-48 - Facility Termination Per Month		I	UDL48	USBF4	1,560.00	3,594.62	407.90	160.83	91.17		15.69				
	Sub Loop Feeder - OC-12 Interface On OC-48		I	UDL48	USBF8	366.86	806.47	407.90	160.83	91.17		15.69				
<b>UNBUNDLED LOOP CONCENTRATION</b>																
	Unbundled Loop Concentration - System A (TR008)			ULC	UCT8A	318.73	326.13	326.13				15.69				
	Unbundled Loop Concentration - System B (TR008)			ULC	UCT8B	46.69	135.89	135.89				15.69				
	Unbundled Loop Concentration - System A (TR303)			ULC	UCT3A	351.78	326.13	326.13				15.69				
	Unbundled Loop Concentration - System B (TR303)			ULC	UCT3B	78.67	135.89	135.89				15.69				
	Unbundled Loop Concentration - DS1 Loop Interface Card			ULC	UCTCO	4.42	63.43	46.18	16.83	4.71		15.69				
	Unbundled Loop Concentration - ISDN Loop Interface (Brite Card)			UDN	ULCC1	7.02	10.56	10.50	5.41	5.37		15.69				
	Unbundled Loop Concentration - UDC Loop Interface (Brite Card)			UDC	ULCCU	7.02	10.56	10.50	5.41	5.37		15.69				
	Unbundled Loop Concentration - -2 Wire Voice-Loop Start or Ground Start Loop Interface (POTS Card)			UEA	ULCC2	1.75	10.56	10.50	5.41	5.37		15.69				
	Unbundled Loop Concentration - 2 Wire Voice - Reverse Battery Loop Interface (SPOTS Card)			UEA	ULCCR	10.42	10.56	10.50	5.41	5.37		15.69				
	Unbundled Loop Concentration - 4 Wire Voice Loop Interface (Specials Card)			UEA	ULCC4	6.22	10.56	10.50	5.41	5.37		15.69				

UNBUNDLED NETWORK ELEMENTS - South Carolina										Attachment: 2		Exhibit: B				
CATEGORY	RATE ELEMENTS	Interim	Zone	BCS	USOC	RATES (\$)					Svc Order Submitted Elec per LSR	Svc Order Submitted Manually per LSR	Incremental Charge - Manual Svc Order vs. Electronic-1st	Incremental Charge - Manual Svc Order vs. Electronic-Add'l	Incremental Charge - Manual Svc Order vs. Electronic-Disc 1st	Incremental Charge - Manual Svc Order vs. Electronic-Disc Add'l
						Rec	Nonrecurring		Nonrecurring Disconnect							
							First	Add'l	First	Add'l	SOMEc	SOMAN	SOMAN	SOMAN	SOMAN	
	Unbundled Loop Concentration - TEST CIRCUIT Card			ULC	UCTTC	30.38	10.56	10.50	5.41	5.37		15.69				
	Unbundled Loop Concentration - Digital 19.2 Kbps Data Loop Interface			UDL	ULCC7	9.21	10.56	10.50	5.41	5.37		15.69				
	Unbundled Loop Concentration - Digital 56 Kbps Data Loop Interface			UDL	ULCC5	9.21	10.56	10.50	5.41	5.37		15.69				
	Unbundled Loop Concentration - Digital 64 Kbps Data Loop Interface			UDL	ULCC6	9.21	10.56	10.50	5.41	5.37		15.69				
<b>UNE OTHER, PROVISIONING ONLY - NO RATE</b>																
	NID - Dispatch and Service Order for NID installation			UENTW	UNDBX	0.00	0.00									
	UNTW Circuit Id Establishment, Provisioning Only - No Rate			UENTW	UENCE	0.00	0.00									
	Unbundled Contract Name, Provisioning Only - No Rate			UEANL,UEF,UEQ,UENTW	UNECN	0.00	0.00									
<b>UNE OTHER, PROVISIONING ONLY - NO RATE</b>																
	Unbundled Contact Name, Provisioning Only - no rate			UAL,UCL,UDC,UDL,UDN,UEA,UHL,ULC	UNECN	0.00	0.00									
	Unbundled Sub-Loop Feeder-2 Wire Cross Box Jumper - no rate			UEA,UDN,UCL,UDC	USBFQ	0.00	0.00									
	Unbundled Sub-Loop Feeder-4 Wire Cross Box Jumper - no rate			UEA,USL,UCL,UDL	USBFR	0.00	0.00									
	Unbundled DS1 Loop - Superframe Format Option - no rate			USL	CCOSF	0.00	0.00									
	Unbundled DS1 Loop - Expanded Superframe Format option - no rate			USL	CCOEF	0.00	0.00									
<b>HIGH CAPACITY UNBUNDLED LOCAL LOOP</b>																
<b>NOTE: minimum billing period of three months for DS3 and above Local Loop</b>																
	High Capacity Unbundled Local Loop - DS3 - Per Mile per month			UE3	1L5ND	12.26										
	High Capacity Unbundled Local Loop - DS3 - Facility Termination per month			UE3	UE3PX	306.36	452.52	264.53	119.75	83.77		15.69				
	High Capacity Unbundled Local Loop - STS-1 - Per Mile per month			UDLSX	1L5ND	12.26						15.69				
	High Capacity Unbundled Local Loop - STS-1 - Facility Termination per month			UDLSX	UDLS1	313.49	452.52	264.53	119.75	83.77		15.69				
<b>LOOP MAKE-UP</b>																
	Loop Makeup - Preordering Without Reservation, per working or spare facility queried (Manual).			UMK	UMKLV		24.04	24.04								
	Loop Makeup - Preordering With Reservation, per spare facility queried (Manual).			UMK	UMKLP		25.49	25.49								
	Loop Makeup--With or Without Reservation, per working or spare facility queried (Mechanized)			UMK	PSUMK		0.34	0.34								
<b>HIGH FREQUENCY SPECTRUM</b>																
<b>LINE SHARING</b>																
<b>SPLITTERS-CENTRAL OFFICE BASED</b>																
	Line Sharing Splitter, per System 96 Line Capacity			ULS	ULSDA	216.22	189.21	0.00	178.38	0.00		15.69				
	Line Sharing Splitter, per System 24 Line Capacity			ULS	ULSDB	54.05	189.21	0.00	178.38	0.00		15.69				
	Line Sharing Splitter, Per System, 8 Line Capacity	I		ULS	ULSD8	18.02	189.21	0.00	178.38	0.00		15.69				
	Line Sharing-DLEC Owned Splitter in CO-CFA activation-deactivation (per LSOD)			ULS	ULSDG		86.67	0.00	49.95	0.00		15.69				
<b>END USER ORDERING-CENTRAL OFFICE BASED-HIGH FREQUENCY SPECTRUM AKA LINE SHARING</b>																
	Line Sharing - per Line Activation (BST owned Splitter)			ULS	ULSDC	0.61	18.55	10.62	10.04	4.93		15.69				
	Line Sharing - per Subsequent Activity per Line Rearrangement(BST Owned Splitter)			ULS	ULSDS		16.42	8.21				15.69				
	Line Sharing - per Subsequent Activity per Line Rearrangement(DLEC Owned Splitter)			ULS	ULSCS		16.42	8.21				15.69				
	Line Sharing - per Line Activation (DLEC owned Splitter)	I		ULS	ULSCC	0.61	47.44	19.31	20.67	12.74		15.69				
<b>LINE SPLITTING</b>																
<b>END USER ORDERING-CENTRAL OFFICE BASED</b>																
	Line Splitting - per line activation DLEC owned splitter	I		UEPSR UEPSB	UREOS	0.61										
	Line Splitting - per line activation BST owned - physical	I		UEPSR UEPSB	UREBP	0.61	37.09	21.24	20.07	9.85		15.69				

UNBUNDLED NETWORK ELEMENTS - South Carolina										Attachment: 2		Exhibit: B						
CATEGORY	RATE ELEMENTS	Interim	Zone	BCS	USOC	RATES (\$)	Svc Order Submitted Elec per LSR	Svc Order Submitted Manually per LSR	Incremental Charge - Manual Svc Order vs. Electronic-1st	Incremental Charge - Manual Svc Order vs. Electronic-Add'l	Incremental Charge - Manual Svc Order vs. Electronic-Disc 1st	Incremental Charge - Manual Svc Order vs. Electronic-Disc Add'l	OSS Rates (\$)					
													Rec	Nonrecurring		Nonrecurring Disconnect		SOMEc
							First	Add'l	First	Add'l								
	Line Splitting - per line activation BST owned - virtual	I		UEPSR UEPSB	UREBV	0.61	37.09	21.24	20.07	9.85		15.69						
<b>REMOTE SITE HIGH FREQUENCY SPECTRUM</b>																		
<b>SPLITTERS-REMOTE SITE</b>																		
	Remote Site Line Share BellSouth Owned Splitter, 24 Port	I		ULS	ULSRB	38.61	115.04	0.00	85.18	0.00		15.69						
	Remote Site Line Share Cable Pair Activation CLEC Owned at RS and Deactivation	I		ULS	ULSTG		95.83	0.00	68.37	0.00		15.69						
<b>END USER ORDERING-REMOTE SITE HIGH FREQUENCY SPECTRUM AKA REMOTE SITE LINE SHARING</b>																		
	Remote Site Line Share Line Activation for End User Served at RS, BST Splitter	I		ULS	ULSRC	0.61	37.09	21.24	20.07	9.85		15.69						
	RS Line Share Line Activation for End User served at RS, CLEC Splitter	I		ULS	ULSTC	0.61	37.09	21.24	20.07	9.85		15.69						
	Remote Site Line Share Subsequent Activity-RS BST Owned Splitter	I		ULS	ULSRS		49.26	17.87				15.69						
	Remote Site Line Share Subsequent Activity-RS CLEC Owned Splitter	I		ULS	ULSTS		49.26	17.87				15.69						
<b>UNBUNDLED DEDICATED TRANSPORT</b>																		
<b>NOTE: INTEROFFICE CHANNEL DEDICATED TRANSPORT - minimum billing period = below DS3=one month, above DS3=four months</b>																		
<b>INTEROFFICE CHANNEL - DEDICATED TRANSPORT</b>																		
	Interoffice Channel - Dedicated Transport - 2-Wire Voice Grade - Per Mile per month			U1TVX	1L5XX	0.0167												
	Interoffice Channel - Dedicated Transport- 2- Wire Voice Grade - Facility Termination			U1TVX	U1TV2	24.30	40.63	27.47	16.77	6.91		15.69						
	Interoffice Channel - Dedicated Transport - 2-Wire Voice Grade Rev Bat. - Per Mile per month			U1TVX	1L5XX	0.0167												
	Interoffice Channel - Dedicated Transport- 2- Wire VG Rev Bat. Facility Termination			U1TVX	U1TR2	24.30	40.63	27.47	16.77	6.91		15.69						
	Interoffice Channel - Dedicated Transport - 4-Wire Voice Grade - Per Mile per month			U1TVX	1L5XX	0.0167												
	Interoffice Channel - Dedicated Transport - 4- Wire Voice Grade - Facility Termination			U1TVX	U1TV4	21.29	40.63	27.47	16.77	6.91		15.69						
	Interoffice Channel - Dedicated Transport - 56 kbps - per mile per month			U1TDX	1L5XX	0.0167												
	Interoffice Channel - Dedicated Transport - 56 kbps - Facility Termination			U1TDX	U1TD5	16.76	40.63	27.47	16.77	6.91		15.69						
	Interoffice Channel - Dedicated Transport - 64 kbps - per mile per month			U1TDX	1L5XX	0.0167												
	Interoffice Channel - Dedicated Transport - 64 kbps - Facility Termination			U1TDX	U1TD6	16.76	40.63	27.47	16.77	6.91		15.69						
	Interoffice Channel - Dedicated Channel - DS1 - Per Mile per month			U1TD1	1L5XX	0.3415												
	Interoffice Channel - Dedicated Transport - DS1 - Facility Termination			U1TD1	U1TF1	77.14	89.47	81.99	16.39	14.48		15.69						
	Interoffice Channel - Dedicated Transport - DS3 - Per Mile per month			U1TD3	1L5XX	8.02												
	Interoffice Channel - Dedicated Transport - DS3 - Facility Termination per month			U1TD3	U1TF3	880.65	279.37	163.12	60.33	58.59		15.69						
	Interoffice Channel - Dedicated Transport - STS-1 - Per Mile per month			U1TS1	1L5XX	8.02												
	Interoffice Channel - Dedicated Transport - STS-1 - Facility Termination			U1TS1	U1TFS	880.55	279.37	163.12	60.33	58.59		15.69						
<b>LOCAL CHANNEL - DEDICATED TRANSPORT</b>																		
<b>NOTE: LOCAL CHANNEL DEDICATED TRANSPORT - minimum billing period = below DS3=one month, above DS3=four months</b>																		
	Local Channel - Dedicated - 2-Wire Voice Grade			ULDVX	ULDV2	15.33	193.53	33.24	36.72	3.21		15.69						
	Local Channel - Dedicated - 2-Wire Voice Grade Rev Bat			ULDVX	ULDR2	15.33	193.53	33.24	36.72	3.21		15.69						
	Local Channel - Dedicated - 4-Wire Voice Grade			ULDVX	ULDV4	16.54	193.97	33.68	37.19	3.68		15.69						
	Local Channel - Dedicated - DS1 - Zone 1	1		ULDD1	ULDF1	42.62	177.87	154.06	22.24	15.30		15.69						
	Local Channel - Dedicated - DS1 - Zone 2	2		ULDD1	ULDF1	70.32	177.87	154.06	22.24	15.30		15.69						
	Local Channel - Dedicated - DS1 - Zone 3	3		ULDD1	ULDF1	190.68	177.87	154.06	22.24	15.30		15.69						
	Local Channel - Dedicated - DS3 - Per Mile per month			ULDD3	1L5NC	11.93												

UNBUNDLED NETWORK ELEMENTS - South Carolina							Attachment: 2		Exhibit: B						
CATEGORY	RATE ELEMENTS	Interim	Zone	BCS	USOC	RATES (\$)				Svc Order Submitted Elec per LSR	Svc Order Submitted Manually per LSR	Incremental Charge - Manual Svc Order vs. Electronic-1st	Incremental Charge - Manual Svc Order vs. Electronic-Add'l	Incremental Charge - Manual Svc Order vs. Electronic-Disc 1st	Incremental Charge - Manual Svc Order vs. Electronic-Disc Add'l
						Rec	Nonrecurring		Nonrecurring Disconnect						
						First	Add'l	First	Add'l	SOMEc	SOMAN	SOMAN	SOMAN	SOMAN	
	Local Channel - Dedicated - DS3 - Facility Termination			ULDD3	ULDF3	446.00	452.52	264.53	119.75	83.77		15.69			
	Local Channel - Dedicated - STS-1- Per Mile per month			ULDS1	1L5NC	11.93									
	Local Channel - Dedicated - STS-1 - Facility Termination			ULDS1	ULDFS	435.10	452.52	264.53	119.75	83.77		15.69			
<b>DARK FIBER</b>															
	Dark Fiber, Four Fiber Strands, Per Route Mile or Fraction Thereof per month - Local Channel			UDF	1L5DC	97.65									
	NRC Dark Fiber - Local Channel			UDF	UDFC4		640.51	138.17	317.76	198.11		15.69			
	Dark Fiber, Four Fiber Strands, Per Route Mile or Fraction Thereof per month - Interoffice Channel			UDF	1L5DF	36.41									
	NRC Dark Fiber - Interoffice Channel			UDF	UDF14		640.51	138.17	317.76	198.11		15.69			
	Dark Fiber, Four Fiber Strands, Per Route Mile or Fraction Thereof per month - Local Loop			UDF	1L5DL	97.65									
	NRC Dark Fiber - Local Loop			UDF	UDFL4		640.51	138.17	317.76	198.11		15.69			
<b>8XX ACCESS TEN DIGIT SCREENING</b>															
	8XX Access Ten Digit Screening, Per Call			OHD		0.0006673									
	8XX Access Ten Digit Screening, Reservation Charge Per 8XX Number Reserved			OHD	N8R1X		2.59	0.44				15.69			
	8XX Access Ten Digit Screening, Per 8XX No. Established W/O POTS Translations			OHD			5.95	0.81	4.58	0.54		15.69			
	8XX Access Ten Digit Screening, Per 8XX No. Established With POTS Translations			OHD	N8FTX		5.95	0.81	4.58	0.54		15.69			
	8XX Access Ten Digit Screening, Customized Area of Service Per 8XX Number			OHD	N8FCX		2.59	1.30				15.69			
	8XX Access Ten Digit Screening, Multiple InterLATA CXR Routing Per CXR Requested Per 8XX No.			OHD	N8FMX		3.03	1.74				15.69			
	8XX Access Ten Digit Screening, Change Charge Per Request			OHD	N8FAX		3.03	0.44				15.69			
	8XX Access Ten Digit Screening, Call Handling and Destination Features			OHD	N8FDX		2.59	2.59				15.69			
	8XX Access Ten Digit Screening, w/ 8XX No. Delivery			OHD		0.0006673									
	8XX Access Ten Digit Screening, w/ POTS No. Delivery			OHD		0.0006673									
<b>LINE INFORMATION DATA BASE ACCESS (LIDB)</b>															
	LIDB Common Transport Per Query			OQT		0.0000246									
	LIDB Validation Per Query			OQU		0.0138158									
	LIDB Originating Point Code Establishment or Change			OQT, OQU	NRPBX		34.40		42.18			15.69			
<b>SIGNALING (CCS7)</b>															
	CCS7 Signaling Connection, Per 56 Kbps Facility			UDB	TPP++	16.93	35.61	35.61	16.48	16.48					
	CCS7 Signaling Termination, Per STP Port			UDB	PT8SX	163.49									
	CCS7 Signaling Usage, Per TCAP Message			UDB		0.0000692									
	CCS7 Signaling Connection, Per link (A link)			UDB	TPP++	16.93	35.61	35.61	16.48	16.48		15.69			
	CCS7 Signaling Connection, Per link (B link) (also known as D link)			UDB	TPP++	16.93	35.61	35.61	16.48	16.48		15.69			
	CCS7 Signaling Usage, Per ISUP Message			UDB		0.0000173									
	CCS7 Signaling Usage Surrogate, per link per LATA			UDB	STU56	791.37									
	CCS7 Signaling Point Code, per Originating Point Code Establishment or Change, per STP affected			UDB	CCAPO		29.08	29.08	35.65	35.65		15.69			
	CCS7 Signaling Point Code, per Destination Point Code Establishment or Change, Per Stp Affected			UDB	CCAPD		29.08	29.08	35.65	35.65		15.69			
<b>E911 SERVICE</b>															
	Local Channel - Dedicated - 2-wr Voice Grade					15.33	193.53	33.24	36.72	3.21		15.69			
	Interoffice Transport - Dedicated - 2-wr Voice Grade Per Mile					0.0167									
	Interoffice Transport - Dedicated - 2-wr Voice Grade Per Facility Termination					24.30	40.63	27.47	16.77	6.91		15.69			
	Local Channel - Dedicated - DS1 - Zone 1					42.62	177.87	154.06	22.24	15.30		15.69			
	Local Channel - Dedicated - DS1 - Zone 2					70.32	177.87	154.06	22.24	15.30		15.69			
	Local Channel - Dedicated - DS1 - Zone 3					190.68	177.87	154.06	22.24	15.30		15.69			
	Interoffice Transport - Dedicated - DS1 Per Mile					0.3415									
	Interoffice Transport - Dedicated - DS1 Per Facility Termination					77.14	89.47	81.99	16.39	14.48		15.69			
<b>CALLING NAME (CNAM) SERVICE</b>															

UNBUNDLED NETWORK ELEMENTS - South Carolina							Attachment: 2		Exhibit: B			
CATEGORY	RATE ELEMENTS	Interim	Zone	BCS	USOC	RATES (\$)	Svc Order Submitted Elec per LSR	Svc Order Submitted Manually per LSR	Incremental Charge - Manual Svc Order vs. Electronic-1st	Incremental Charge - Manual Svc Order vs. Electronic-Add'l	Incremental Charge - Manual Svc Order vs. Electronic-Disc 1st	Incremental Charge - Manual Svc Order vs. Electronic-Disc Add'l
	CNAM For DB Owners - Service Establishment			OQV		23.00	23.00	21.15	21.15			15.69
	CNAM For Non DB Owners - Service Establishment			OQV		23.00	23.00	21.15	21.15			15.69
	CNAM For DB Owners - Service Provisioning With Point Code Establishment			OQV		993.09	734.47	269.53	198.18			15.69
	CNAM For Non DB Owners - Service Provisioning With Point Code Establishment			OQV		343.09	245.69	275.87	198.18			15.69
	CNAM for DB Owners, Per Query			OQV		0.0010433						
	CNAM for Non DB Owners, Per Query			OQV		0.0010433						
<b>LNP Query Service</b>												
	LNP Charge Per query					0.0008837						
	LNP Service Establishment Manual					25.09	25.09	23.07	23.07			15.69
	LNP Service Provisioning with Point Code Establishment					594.82	303.88	269.53	198.18			15.69
<b>OPERATOR CALL PROCESSING</b>												
	Oper. Call Processing - Oper. Provided, Per Min. - Using BST LIDB					1.20						
	Oper. Call Processing - Oper. Provided, Per Min. - Using Foreign LIDB					1.24						
	Oper. Call Processing - Fully Automated, per Call - Using BST LIDB					0.20						
	Oper. Call Processing - Fully Automated, per Call - Using Foreign LIDB					0.20						
<b>INWARD OPERATOR SERVICES</b>												
	Inward Operator Services - Verification, Per Minute					1.15						
	Inward Operator Services - Verification and Emergency Interrupt - Per Minute					1.15						
<b>BRANDING - OPERATOR CALL PROCESSING</b>												
<b>Facility based CLEC</b>												
	Recording of Custom Branded OA Announcement				CBAOS	7,000.00	7,000.00					15.69
	Loading of Custom Branded OA Announcement per shelf/NAV per OCN				CBAOL	500.00	500.00					15.69
<b>UNEP CLEC</b>												
	Recording of Custom Branded OA Announcement					7,000.00	7,000.00					15.69
	Loading of Custom Branded OA Announcement per shelf/NAV per OCN					500.00	500.00					15.69
<b>Unbranding via OLSN for UNEP CLEC</b>												
	Loading of OA per OCN (Regional)					1,200.00	1,200.00					15.69
<b>DIRECTORY ASSISTANCE SERVICES</b>												
<b>DIRECTORY ASSISTANCE ACCESS SERVICE</b>												
	Directory Assistance Access Service Calls, Charge Per Call					0.275						
<b>DIRECTORY ASSISTANCE CALL COMPLETION ACCESS SERVICE (DACC)</b>												
	Directory Assistance Call Completion Access Service (DACC), Per Call Attempt					0.10						
<b>DIRECTORY ASSISTANCE SERVICES</b>												
<b>DIRECTORY ASSISTANCE DATA BASE SERVICE (DADS)</b>												
	Directory Assistance Data Base Service Charge Per Listing					0.04						
	Directory Assistance Data Base Service, per month				DBSOF	150.00						
<b>BRANDING - DIRECTORY ASSISTANCE</b>												
<b>Facility Based CLEC</b>												
	Recording and Provisioning of DA Custom Branded Announcement			AMT	CBADA	3,000.00	3,000.00					15.69
	Loading of Custom Branded Announcement per Switch per OCN			AMT	CBADC	1,170.00	1,170.00					15.69
<b>UNEP CLEC</b>												
	Recording of DA Custom Branded Announcement					3,000.00	3,000.00					15.69
	Loading of DA Custom Branded Announcement per Switch per OCN					1,170.00	1,170.00					15.69
<b>Unbranding via OLSN for UNEP CLEC</b>												
	Loading of DA per OCN (1 OCN per Order)					420.00	420.00					15.69
	Loading of DA per Switch per OCN					16.00	16.00					15.69



UNBUNDLED NETWORK ELEMENTS - South Carolina										Attachment: 2		Exhibit: B	
CATEGORY	RATE ELEMENTS	Interim	Zone	BCS	USOC	RATES (\$)	Svc Order Submitted Elec per LSR	Svc Order Submitted Manually per LSR	Incremental Charge - Manual Svc Order vs. Electronic-1st	Incremental Charge - Manual Svc Order vs. Electronic-Add'l	Incremental Charge - Manual Svc Order vs. Electronic-Disc 1st	Incremental Charge - Manual Svc Order vs. Electronic-Disc Add'l	
													Rec
<b>SELECTIVE ROUTING</b>													
	Selective Routing Per Unique Line Class Code Per Request Per Switch				USRCR								
						84.89	84.89	14.14	14.14			15.69	
<b>VIRTUAL COLLOCATION</b>													
	Virtual Collocation-2 Wire Cross Connects (Loop) for Line Splitting			UEPSR, UEPSB	VE1LS	0.0317	12.32	11.83	6.04	5.45		15.69	
<b>PHYSICAL COLLOCATION</b>													
	Physical Collocation-2 Wire Cross Connects (Loop) for Line Splitting			UEPSR, UEPSB	PE1LS	0.0341	12.32	11.83	6.04	5.45		15.69	
<b>AIN SELECTIVE CARRIER ROUTING</b>													
	Regional Service Establishment			SRC	SRCEC		101,324.34	101,324.34	8,609.85	8,609.85		15.69	
	End Office Establishment			SRC	SRCEO		175.66	175.66	1.70	1.70		15.69	
	Query NRC, per query			SRC		0.0035036							
<b>AIN - BELLSOUTH AIN SMS ACCESS SERVICE</b>													
	AIN SMS Access Service - Service Establishment, Per State, Initial Setup			A1N	CAMSE		39.53	39.53	40.78	40.78		15.69	
	AIN SMS Access Service - Port Connection - Dial/Shared Access			A1N	CAMDP		7.85	7.85	9.11	9.11		15.69	
	AIN SMS Access Service - Port Connection - ISDN Access			A1N	CAM1P		7.85	7.85	9.11	9.11		15.69	
	AIN SMS Access Service - User Identification Codes - Per User ID Code			A1N	CAMAU		35.08	35.08	27.12	27.12		15.69	
	AIN SMS Access Service - Security Card, Per User ID Code, Initial or Replacement			A1N	CAMRC		41.98	41.98	11.74	11.74		15.69	
	AIN SMS Access Service - Storage, Per Unit (100 Kilobytes)					0.0027							
	AIN SMS Access Service - Session, Per Minute					0.7121							
	AIN SMS Access Service - Company Performed Session, Per Minute					0.8364							
<b>AIN - BELLSOUTH AIN TOOLKIT SERVICE</b>													
	AIN Toolkit Service - Service Establishment Charge, Per State, Initial Setup			CAM	BAPSC		39.53	39.53	40.78	40.78		15.69	
	AIN Toolkit Service - Training Session, Per Customer				BAPVX		4,211.54	4,211.54	0.00	0.00		15.69	
	AIN Toolkit Service - Trigger Access Charge, Per Trigger, Per DN, Term. Attempt				BAPTT		7.85	7.85	9.11	9.11		15.69	
	AIN Toolkit Service - Trigger Access Charge, Per Trigger, Per DN, Off-Hook Delay				BAPTD		7.85	7.85	9.11	9.11		15.69	
	AIN Toolkit Service - Trigger Access Charge, Per Trigger, Per DN, Off-Hook Immediate				BAPTM		7.85	7.85	9.11	9.11		15.69	
	AIN Toolkit Service - Trigger Access Charge, Per Trigger, Per DN, 10-Digit PODP				BAPTO		34.54	34.54	14.39	14.39		15.69	
	AIN Toolkit Service - Trigger Access Charge, Per Trigger, Per DN, CDP				BAPTC		34.54	34.54	14.39	14.39		15.69	
	AIN Toolkit Service - Trigger Access Charge, Per Trigger, Per DN, Feature Code				BAPTF		34.54	34.54	14.39	14.39		15.69	
	AIN Toolkit Service - Query Charge, Per Query					0.0558238							
	AIN Toolkit Service - Type 1 Node Charge, Per AIN Toolkit Subscription, Per Node, Per Query					0.0069214							
	AIN Toolkit Service - SCP Storage Charge, Per SMS Access Account, Per 100 Kilobytes					0.07							
	AIN Toolkit Service - Monthly report - Per AIN Toolkit Service Subscription			CAM	BAPMS	11.87	7.85	7.85	5.52	5.52		15.69	
	AIN Toolkit Service - Special Study - Per AIN Toolkit Service Subscription			CAM	BAPLS	3.51	8.68	8.68				15.69	
	AIN Toolkit Service - Call Event Report - Per AIN Toolkit Service Subscription			CAM	BAPDS	8.48	7.85	7.85	5.52	5.52		15.69	
	AIN Toolkit Service - Call Event Special Study - Per AIN Toolkit Service Subscription			CAM	BAPES	0.12	8.68	8.68				15.69	
<b>ENHANCED EXTENDED LINK (EELs)</b>													
NOTE: The monthly recurring and non-recurring charges below will apply and the Switch-As-Is Charge will not apply for EELs provisioned as ' Ordinarily Combined' Network Elements.													
NOTE: The monthly recurring and the Switch-As-Is Charge and not the non-recurring charges below will apply for EELs provisioned as ' Currently Combined' Network Elements.													

UNBUNDLED NETWORK ELEMENTS - South Carolina										Attachment: 2		Exhibit: B	
CATEGORY	RATE ELEMENTS	Interim	Zone	BCS	USOC	RATES (\$)	Svc Order Submitted Elec per LSR	Svc Order Submitted Manually per LSR	Incremental Charge - Manual Svc Order vs. Electronic-1st	Incremental Charge - Manual Svc Order vs. Electronic-Add'l	Incremental Charge - Manual Svc Order vs. Electronic-Disc 1st	Incremental Charge - Manual Svc Order vs. Electronic-Disc Add'l	
													Rec
NOTE: Minimum billing is one month for DS1 and below and three months above DS1 services.													
2-WIRE VOICE GRADE EXTENDED LOOP WITH DEDICATED DS1 INTEROFFICE TRANSPORT (EEL)													
	First 2-Wire VG Loop(SL2) in a DS1 Interofficed Transport Combination - Zone 1		1	UNCVX	UEAL2	16.68	105.98	68.43	53.05	10.61		15.69	
	First 2-Wire VG Grade Loop(SL2) in a DS1 Interofficed Transport Combination - Zone 2		2	UNCVX	UEAL2	23.13	105.98	68.43	53.05	10.61		15.69	
	First 2-Wire VG Grade Loop(SL2) in a DS1 Interofficed Transport Combination - Zone 3		3	UNCVX	UEAL2	28.46	105.98	68.43	53.05	10.61		15.69	
	Interoffice Transport - Dedicated - DS1 combination - Per Mile per month			UNC1X	1L5XX	0.27							
	Interoffice Transport - Dedicated - DS1 combination - Facility Termination per month			UNC1X	U1TF1	61.71	89.47	81.99	16.39	14.48		15.69	
	DS1 Channelization System Per Month			UNC1X	MQ1	107.57	91.24	62.71	10.56	9.81		15.69	
	Voice Grade COCI - DS1 To DS0 Interface - Per Month			UNCVX	1D1VG	0.56	6.59	4.73				15.69	
	Each Additional 2-Wire VG Loop(SL 2) in the same DS1 Interoffice Transport Combination - Zone 1		1	UNCVX	UEAL2	16.68	105.98	68.43	53.05	10.61		15.69	
	Each Additional 2-Wire VG Loop(SL2) in the same DS1 Interoffice Transport Combination - Zone 2		2	UNCVX	UEAL2	23.13	105.98	68.43	53.05	10.61		15.69	
	Each Additional 2-Wire VG Loop(SL2) in the same DS1 Interoffice Transport Combination - Zone 3		3	UNCVX	UEAL2	28.46	105.98	68.43	53.05	10.61		15.69	
	Voice Grade COCI - DS1 to DS0 Channel System combination - per month			UNCVX	1D1VG	0.56	6.59	4.73				15.69	
	Nonrecurring Currently Combined Network Elements Switch -As-Is Charge			UNC1X	UNCCC		5.61	5.61	7.00	7.00		15.69	
4-WIRE VOICE GRADE EXTENDED LOOP WITH DEDICATED DS1 INTEROFFICE TRANSPORT (EEL)													
	First 4-Wire Analog Voice Grade Loop in a DS1 Interoffice Transport Combination - Zone 1		1	UNCVX	UEAL4	32.59	132.38	94.83	59.35	14.61		15.69	
	First 4-Wire Analog Voice Grade Loop in a DS1 Interoffice Transport Combination - Zone 2		2	UNCVX	UEAL4	43.89	132.38	94.83	59.35	14.61		15.69	
	First 4-Wire Analog Voice Grade Loop in a DS1 Interoffice Transport Combination - Zone 3		3	UNCVX	UEAL4	43.38	132.38	94.83	59.35	14.61		15.69	
	Interoffice Transport - Dedicated - DS1 combination - Per Mile Per Month			UNC1X	1L5XX	0.27							
	Interoffice Transport - Dedicated - DS1 - Facility Termination Per Month			UNC1X	U1TF1	61.71	89.47	81.99	16.39	14.48		15.69	
	Channelization - Channel System DS1 to DS0 combination Per Month			UNC1X	MQ1	107.57	91.24	62.71	10.56	9.81		15.69	
	Voice Grade COCI - DS1 to DS0 Channel System combination - per month			UNCVX	1D1VG	0.56	6.59	4.73				15.69	
	Additional 4-Wire Analog Voice Grade Loop in same DS1 Interoffice Transport Combination - Zone 1		1	UNCVX	UEAL4	32.59	132.38	94.83	59.35	14.61		15.69	
	Additional 4-Wire Analog Voice Grade Loop in same DS1 Interoffice Transport Combination - Zone 2		2	UNCVX	UEAL4	43.89	132.38	94.83	59.35	14.61		15.69	
	Additional 4-Wire Analog Voice Grade Loop in same DS1 Interoffice Transport Combination - Zone 3		3	UNCVX	UEAL4	43.38	132.38	94.83	59.35	14.61		15.69	
	Voice Grade COCI - DS1 to DS0 Channel System combination - per month			UNCVX	1D1VG	0.56	6.59	4.73				15.69	
	Nonrecurring Currently Combined Network Elements Switch -As-Is Charge			UNC1X	UNCCC		5.61	5.61	7.00	7.00		15.69	
4-WIRE 56 KBPS EXTENDED DIGITAL LOOP WITH DEDICATED DS1 INTEROFFICE TRANSPORT (EEL)													
	First 4-Wire 56Kbps Digital Grade Loop in a DS1 Interoffice Transport Combination - Zone 1		1	UNCDX	UDL56	29.93	126.66	89.12	59.35	14.61		15.69	
	First 4-wire 56Kbps Digital Grade Loop in a DS1 Interoffice Transport Combination - Zone 2		2	UNCDX	UDL56	33.99	126.66	89.12	59.35	14.61		15.69	
	First 4-Wire 56Kbps Digital Grade Loop in a DS1 Interoffice Transport Combination - Zone 3		3	UNCDX	UDL56	34.74	126.66	89.12	59.35	14.61		15.69	
	Interoffice Transport - Dedicated - DS1 combination - Per Mile Per Month			UNC1X	1L5XX	0.27							

UNBUNDLED NETWORK ELEMENTS - South Carolina										Attachment: 2		Exhibit: B						
CATEGORY	RATE ELEMENTS	Interim	Zone	BCS	USOC	RATES (\$)	Svc Order Submitted Elec per LSR	Svc Order Submitted Manually per LSR	Incremental Charge - Manual Svc Order vs. Electronic-1st	Incremental Charge - Manual Svc Order vs. Electronic-Add'l	Incremental Charge - Manual Svc Order vs. Electronic-Disc 1st	Incremental Charge - Manual Svc Order vs. Electronic-Disc Add'l						
													Rec	Nonrecurring		Nonrecurring Disconnect		OSS Rates (\$)
							First	Add'l	First	Add'l	SOMEc	SOMAN	SOMAN	SOMAN	SOMAN	SOMAN		
	Interoffice Transport - Dedicated - DS1 - combination Facility Termination Per Month			UNC1X	U1TF1	61.71	89.47	81.99	16.39	14.48		15.69						
	Channelization - Channel System DS1 to DS0 combination Per Month			UNC1X	MQ1	107.57	91.24	62.71	10.56	9.81		15.69						
	OCU-DP COCI (data) - DS1 to DS0 Channel System - per month (2.4-64kbs)			UNCDX	1D1DD	1.19	6.59	4.73				15.69						
	Additional 4-Wire 56Kbps Digital Grade Loopin same DS1 Interoffice Transport Combination - Zone 1		1	UNCDX	UDL56	29.93	126.66	89.12	59.35	14.61		15.69						
	Additional 4-Wire 56Kbps Digital Grade Loopin same DS1 Interoffice Transport Combination - Zone 2		2	UNCDX	UDL56	33.99	126.66	89.12	59.35	14.61		15.69						
	Additional 4-Wire 56Kbps Digital Grade Loopin same DS1 Interoffice Transport Combination - Zone 3		3	UNCDX	UDL56	34.74	126.66	89.12	59.35	14.61		15.69						
	OCU-DP COCI (data) - DS1 to DS0 Channel System - combination per month (2.4-64kbs)			UNCDX	1D1DD	1.19	6.59	4.73				15.69						
	Nonrecurring Currently Combined Network Elements Switch -As-Is Charge			UNC1X	UNCCC		5.61	5.61	7.00	7.00		15.69						
<b>4-WIRE 64 KBPS EXTENDED DIGITAL LOOP WITH DEDICATED DS1 INTEROFFICE TRANSPORT (EEL)</b>																		
	First 4-Wire 64Kbps Digital Grade Loop in a DS1 Interoffice Transport Combination - Zone 1		1	UNCDX	UDL64	29.93	126.66	89.12	59.35	14.61		15.69						
	First 4-Wire 64Kbps Digital Grade Loop in a DS1 Interoffice Transport Combination - Zone 2		2	UNCDX	UDL64	33.99	126.66	89.12	59.35	14.61		15.69						
	First 4-Wire 64Kbps Digital Grade Loop in a DS1 Interoffice Transport Combination - Zone 3		3	UNCDX	UDL64	34.74	126.66	89.12	59.35	14.61		15.69						
	Interoffice Transport - Dedicated - DS1 combination - Per Mile Per Month			UNC1X	1L5XX	0.27												
	Interoffice Transport - Dedicated - DS1 combination - Facility Termination Per Month			UNC1X	U1TF1	61.71	89.47	81.99	16.39	14.48		15.69						
	Channelization - Channel System DS1 to DS0 combination Per Month			UNC1X	MQ1	107.57	91.24	62.71	10.56	9.81		15.69						
	OCU-DP COCI (data) - DS1 to DS0 Channel System combination - per month (2.4-64kbs)			UNCDX	1D1DD	1.19	6.59	4.73				15.69						
	Additional 4-Wire 64Kbps Digital Grade Loopin same DS1 Interoffice Transport Combination - Zone 1		1	UNCDX	UDL64	29.93	126.66	89.12	59.35	14.61		15.69						
	Additional 4-Wire 64Kbps Digital Grade Loopin same DS1 Interoffice Transport Combination - Zone 2		2	UNCDX	UDL64	33.99	126.66	89.12	59.35	14.61		15.69						
	Additional 4-Wire 64Kbps Digital Grade Loopin same DS1 Interoffice Transport Combination - Zone 3		3	UNCDX	UDL64	34.74	126.66	89.12	59.35	14.61		15.69						
	OCU-DP COCI (data) - DS1 to DS0 Channel System combination - per month (2.4-64kbs)			UNCDX	1D1DD	1.19	6.59	4.73				15.69						
	Nonrecurring Currently Combined Network Elements Switch -As-Is Charge			UNC1X	UNCCC		5.61	5.61	7.00	7.00		15.69						
<b>4-WIRE DS1 DIGITAL EXTENDED LOOP WITH DEDICATED DS1 INTEROFFICE TRANSPORT (EEL)</b>																		
	4-Wire DS1 Digital Loop in Combination with DS1 Interoffice Transport - Zone 1		1	UNC1X	USLXX	90.87	253.03	157.89	44.80	11.73		15.69						
	4-Wire DS1 Digital Loop in Combination with DS1 Interoffice Transport - Zone 2		2	UNC1X	USLXX	155.43	253.03	157.89	44.80	11.73		15.69						
	4-Wire DS1 Digital Loop in Combination with DS1 Interoffice Transport - Zone 3		3	UNC1X	USLXX	261.89	253.03	157.89	44.80	11.73		15.69						
	Interoffice Transport - Dedicated - DS1 combination - Per Mile Per Month			UNC1X	1L5XX	0.27												
	Interoffice Transport - Dedicated - DS1 combination - Facility Termination Per Month			UNC1X	U1TF1	61.71	89.47	81.99	16.39	14.48		15.69						
	Nonrecurring Currently Combined Network Elements Switch -As-Is Charge			UNC1X	UNCCC		5.61	5.61	7.00	7.00		15.69						
<b>4-WIRE DS1 DIGITAL EXTENDED LOOP WITH DEDICATED DS3 INTEROFFICE TRANSPORT (EEL)</b>																		
	First DS1Loop in DS3 Interoffice Transport Combination - Zone 1		1	UNC1X	USLXX	90.87	253.03	157.89	44.80	11.73		15.69						
	First DS1Loop in DS3 Interoffice Transport Combination - Zone 2		2	UNC1X	USLXX	155.43	253.03	157.89	44.80	11.73		15.69						

**UNBUNDLED NETWORK ELEMENTS - South Carolina**

UNBUNDLED NETWORK ELEMENTS - South Carolina							Attachment: 2		Exhibit: B						
CATEGORY	RATE ELEMENTS	Interim	Zone	BCS	USOC	RATES (\$)	Svc Order Submitted Elec per LSR	Svc Order Submitted Manually per LSR	Incremental Charge - Manual Svc Order vs. Electronic-1st	Incremental Charge - Manual Svc Order vs. Electronic-Add'l	Incremental Charge - Manual Svc Order vs. Electronic-Disc 1st	Incremental Charge - Manual Svc Order vs. Electronic-Disc Add'l			
													Rec	Nonrecurring	
										SOMEc	SOMAN	SOMAN	SOMAN	SOMAN	SOMAN
	First DS1Loop in DS3 Interoffice Transport Combination - Zone 3		3	UNC1X	USLXX	261.89		253.03	157.89	44.80	11.73		15.69		
	Interoffice Transport - Dedicated - DS3 combination - Per Mile Per Month			UNC3X	1L5XX	6.42									
	Interoffice Transport - Dedicated - DS3 - Facility Termination per month			UNC3X	U1TF3	704.52	279.37	163.12	60.33	58.59			15.69		
	DS3 to DS1 Channel System combination per month			UNC3X	MQ3	144.02	178.54	94.18	33.33	31.90			15.69		
	DS3 Interface Unit (DS1 COCI) combination per month			UNC1X	UC1D1	8.64	6.59	4.73					15.69		
	Additional DS1Loop in DS3 Interoffice Transport Combination - Zone 1		1	UNC1X	USLXX	90.87	253.03	157.89	44.80	11.73			15.69		
	Additional DS1Loop in DS3 Interoffice Transport Combination - Zone 2		2	UNC1X	USLXX	155.43	253.03	157.89	44.80	11.73			15.69		
	Additional DS1Loop in DS3 Interoffice Transport Combination - Zone 3		3	UNC1X	USLXX	261.89	253.03	157.89	44.80	11.73			15.69		
	DS3 Interface Unit (DS1 COCI) combination per month			UNC1X	UC1D1	8.64	6.59	4.73					15.69		
	Nonrecurring Currently Combined Network Elements Switch -As-Is Charge			UNC3X	UNCCC		5.61	5.61	7.00	7.00			15.69		
<b>2-WIRE VOICE GRADE EXTENDED LOOP/ 2 WIRE VOICE GRADE INTEROFFICE TRANSPORT (EEL)</b>															
	2-WireVG Loop used with 2-wire VG Interoffice Transport Combination - Zone 1		1	UNCVX	UEAL2	16.68	105.98	68.43	53.05	10.61			15.69		
	2-WireVG Loop used with 2-wire VG Interoffice Transport Combination - Zone 2		2	UNCVX	UEAL2	23.13	105.98	68.43	53.05	10.61			15.69		
	2-WireVG Loop used with 2-wire VG Interoffice Transport Combination - Zone 3		3	UNCVX	UEAL2	28.46	105.98	68.43	53.05	10.61			15.69		
	Interoffice Transport - Dedicated - 2-wire VG combination - Per Mile Per Month			UNCVX	1L5XX	0.0134									
	Interoffice Transport - Dedicated - 2-Wire Voice Grade combination - Facility Termination per month			UNCVX	U1TV2	19.44	40.63	27.47	16.77	6.91			15.69		
	Nonrecurring Currently Combined Network Elements Switch -As-Is Charge			UNCVX	UNCCC		5.61	5.61	7.00	7.00			15.69		
<b>4-WIRE VOICE GRADE EXTENDED LOOP/ 4 WIRE VOICE GRADE INTEROFFICE TRANSPORT (EEL)</b>															
	4-WireVG Loop used with 4-wire VG Interoffice Transport Combination - Zone 1		1	UNCVX	UEAL4	32.59	132.38	94.83	59.35	14.61			15.69		
	4-WireVG Loop used with 4-wire VG Interoffice Transport Combination - Zone 2		2	UNCVX	UEAL4	43.89	132.38	94.83	59.35	14.61			15.69		
	4-WireVG Loop used with 4-wire VG Interoffice Transport Combination - Zone 3		3	UNCVX	UEAL4	43.38	132.38	94.83	59.35	14.61			15.69		
	Interoffice Transport - Dedicated - 4-wire VG combination - Per Mile Per Month			UNCVX	1L5XX	0.0134									
	Interoffice Transport - Dedicated - 4-Wire Voice Grade combination - Facility Termination per month			UNCVX	U1TV4	17.03	40.63	27.47	16.77	6.91			15.69		
	Nonrecurring Currently Combined Network Elements Switch -As-Is Charge			UNCVX	UNCCC		5.61	5.61	7.00	7.00			15.69		
<b>DS3 DIGITAL EXTENDED LOOP WITH DEDICATED DS3 INTEROFFICE TRANSPORT (EEL)</b>															
	High Capacity Unbundled Local Loop - DS3 combination - Per Mile per month			UNC3X	1L5ND	12.26									
	High Capacity Unbundled Local Loop - DS3 combination - Facility Termination per month			UNC3X	UE3PX	306.36	452.52	264.53	119.75	83.77			15.69		
	Interoffice Transport - Dedicated - DS3 - Per Mile per month			UNC3X	1L5XX	6.42									
	Interoffice Transport - Dedicated - DS3 combination - Facility Termination per per month			UNC3X	U1TF3	704.52	279.37	163.12	60.33	58.59			15.69		
	Nonrecurring Currently Combined Network Elements Switch -As-Is Charge			UNC3X	UNCCC		5.61	5.61	7.00	7.00			15.69		
<b>STS1 DIGITAL EXTENDED LOOP WITH DEDICATED STS1 INTEROFFICE TRANSPORT (EEL)</b>															
	High Capacity Unbundled Local Loop - STS1 combination - Per Mile per month			UNCSX	1L5ND	12.26									
	High Capacity Unbundled Local Loop - STS1 combination - Facility Termination per month			UNCSX	UDLS1	313.49	452.52	264.53	119.75	83.77			15.69		

UNBUNDLED NETWORK ELEMENTS - South Carolina										Attachment: 2		Exhibit: B			
CATEGORY	RATE ELEMENTS	Interim	Zone	BCS	USOC	RATES (\$)	Svc Order Submitted Elec per LSR	Svc Order Submitted Manually per LSR	Incremental Charge - Manual Svc Order vs. Electronic-1st	Incremental Charge - Manual Svc Order vs. Electronic-Add'l	Incremental Charge - Manual Svc Order vs. Electronic-Disc 1st	Incremental Charge - Manual Svc Order vs. Electronic-Disc Add'l			
													Rec	Nonrecurring	
										SOMEc	SOMAN	SOMAN	SOMAN	SOMAN	SOMAN
	Interoffice Transport - Dedicated - STS1 combination - Per Mile per month			UNCSX	1L5XX	6.42									
	Interoffice Transport - Dedicated - STS1 combination - Facility Termination per month			UNCSX	U1TFS	704.44	279.37	163.12	60.33	58.59		15.69			
	Nonrecurring Currently Combined Network Elements Switch -As-Is Charge			UNCSX	UNCCC		5.61	5.61	7.00	7.00		15.69			
<b>2-WIRE ISDN EXTENDED LOOP WITH DS1 INTEROFFICE TRANSPORT (EEL)</b>															
	First 2-Wire ISDN Loop in a DS1 Interoffice Combination Transport - Zone 1		1	UNCNX	U1L2X	25.21	117.58	80.03	53.05	10.61		15.69			
	First 2-Wire ISDN Loop in a DS1 Interoffice Combination Transport - Zone 2		2	UNCNX	U1L2X	32.76	117.58	80.03	53.05	10.61		15.69			
	First 2-Wire ISDN Loop in a DS1 Interoffice Combination Transport - Zone 3		3	UNCNX	U1L2X	37.70	117.58	80.03	53.05	10.61		15.69			
	Interoffice Transport - Dedicated - DS1 combination - Per Mile			UNC1X	1L5XX	0.27									
	Interoffice Transport - Dedicated - DS1 combination - Facility Termination per month			UNC1X	U1TF1	61.71	89.47	81.99	16.39	14.48		15.69			
	Channelization - Channel System DS1 to DS0 combination - per month			UNC1X	MQ1	107.57	91.24	62.71	10.56	9.81		15.69			
	2-wire ISDN COCI (BRITE) - DS1 to DS0 Channel System combination - per month			UNCNX	UC1CA	2.56	6.59	4.73				15.69			
	Additional 2-wire ISDN Loop in same DS1 Interoffice Transport Combination - Zone 1		1	UNCNX	U1L2X	25.21	117.58	80.03	53.05	10.61		15.69			
	Additional 2-wire ISDN Loop in same DS1 Interoffice Transport Combination - Zone 2		2	UNCNX	U1L2X	32.76	117.58	80.03	53.05	10.61		15.69			
	Additional 2-wire ISDN Loop in same DS1 Interoffice Transport Combination - Zone 3		3	UNCNX	U1L2X	37.70	117.58	80.03	53.05	10.61		15.69			
	2-wire ISDN COCI (BRITE) - DS1 to DS0 Channel System combination - per month			UNCNX	UC1CA	2.56	6.59	4.73				15.69			
	Nonrecurring Currently Combined Network Elements Switch -As-Is Charge			UNC1X	UNCCC		5.61	5.61	7.00	7.00		15.69			
<b>4-WIRE DS1 DIGITAL EXTENDED LOOP WITH DEDICATED STS-1 INTEROFFICE TRANSPORT (EEL)</b>															
	First DS1 Loop in STS1 Interoffice Transport Combination - Zone 1		1	UNC1X	USLXX	90.87	253.03	157.89	44.80	11.73		15.69			
	First DS1 Loop in STS1 Interoffice Transport Combination - Zone 2		2	UNC1X	USLXX	155.43	253.03	157.89	44.80	11.73		15.69			
	First DS1 Loop in STS1 Interoffice Transport Combination - Zone 3		3	UNC1X	USLXX	261.89	253.03	157.89	44.80	11.73		15.69			
	Interoffice Transport - Dedicated - STS1 combination - Per Mile Per Month			UNCSX	1L5XX	6.42									
	Interoffice Transport - Dedicated - STS1 combination - Facility Termination			UNCSX	U1TFS	704.44	279.37	163.12	60.33	58.59		15.69			
	STS1 to DS1 Channel System combination per month			UNCSX	MQ3	144.02	178.54	94.18	33.33	31.90		15.69			
	DS3 Interface Unit (DS1 COCI) combination per month			UNC1X	UC1D1	8.64	6.59	4.73				15.69			
	Additional DS1 Loop in STS1 Interoffice Transport Combination - Zone 1		1	UNC1X	USLXX	90.87	253.03	157.89	44.80	11.73		15.69			
	Additional DS1 Loop in STS1 Interoffice Transport Combination - Zone 2		2	UNC1X	USLXX	155.43	253.03	157.89	44.80	11.73		15.69			
	Additional DS1 Loop in STS1 Interoffice Transport Combination - Zone 3		3	UNC1X	USLXX	261.89	253.03	157.89	44.80	11.73		15.69			
	DS3 Interface Unit (DS1 COCI) combination per month			UNC1X	UC1D1	8.64	6.59	4.73				15.69			
	Nonrecurring Currently Combined Network Elements Switch -As-Is Charge			UNCSX	UNCCC		5.61	5.61	7.00	7.00		15.69			
<b>4-WIRE 56 KBPS DIGITAL EXTENDED LOOP WITH 56 KBPS INTEROFFICE TRANSPORT (EEL)</b>															
	4-wire 56 kbps Loop/4-wire 56 kbps Interoffice Transport Combination - Zone 1		1	UNCDX	UDL56	29.93	126.66	89.12	59.35	14.61		15.69			
	4-wire 56 kbps Loop/4-wire 56 kbps Interoffice Transport Combination - Zone 2		2	UNCDX	UDL56	33.99	126.66	89.12	59.35	14.61		15.69			
	4-wire 56 kbps Loop/4-wire 56 kbps Interoffice Transport Combination - Zone 3		3	UNCDX	UDL56	34.74	126.66	89.12	59.35	14.61		15.69			

UNBUNDLED NETWORK ELEMENTS - South Carolina

UNBUNDLED NETWORK ELEMENTS - South Carolina							Attachment: 2		Exhibit: B							
CATEGORY	RATE ELEMENTS	Interim	Zone	BCS	USOC	RATES (\$)	Svc Order Submitted Elec per LSR	Svc Order Submitted Manually per LSR	Incremental Charge - Manual Svc Order vs. Electronic-1st	Incremental Charge - Manual Svc Order vs. Electronic-Add'l	Incremental Charge - Manual Svc Order vs. Electronic-Disc 1st	Incremental Charge - Manual Svc Order vs. Electronic-Disc Add'l				
							Rec	Nonrecurring		Nonrecurring Disconnect		OSS Rates (\$)				
							First	Add'l	First	Add'l	SOMEc	SOMAN	SOMAN	SOMAN	SOMAN	SOMAN
	Interoffice Transport - Dedicated - 4-wire 56 kbps combination - Per Mile			UNCDX	1L5XX	0.0134										
	Interoffice Transport - Dedicated - 4-wire 56 kbps combination - Facility Termination			UNCDX	U1TD5	13.41	40.63	27.47	16.77	6.91		15.69				
	Nonrecurring Currently Combined Network Elements Switch -As-Is Charge			UNCDX	UNCCC		5.61	5.61	7.00	7.00		15.69				
<b>4-WIRE 64 KBPS DIGITAL EXTENDED LOOP WITH 64 KBPS INTEROFFICE TRANSPORT (EEL)</b>																
	4-wire 64 kbps Loop/4-wire 64 kbps Interoffice Transport Combination - Zone 1		1	UNCDX	UDL64	29.93	126.66	89.12	59.35	14.61		15.69				
	4-wire 64 kbps Loop/4-wire 64 kbps Interoffice Transport Combination - Zone 2		2	UNCDX	UDL64	33.99	126.66	89.12	59.35	14.61		15.69				
	4-wire 64 kbps Loop/4-wire 64 kbps Interoffice Transport Combination - Zone 3		3	UNCDX	UDL64	34.74	126.66	89.12	59.35	14.61		15.69				
	Interoffice Transport - Dedicated - 4-wire 64 kbps combination - Per Mile			UNCDX	1L5XX	0.0134										
	Interoffice Transport - Dedicated - 4-wire 64 kbps combination - Facility Termination			UNCDX	U1TD6	13.41	40.63	27.47	16.77	6.91		15.69				
	Nonrecurring Currently Combined Network Elements Switch -As-Is Charge			UNCDX	UNCCC		5.61	5.61	7.00	7.00		15.69				
<b>ADDITIONAL NETWORK ELEMENTS</b>																
<b>When used as a part of a currently combined facility, the non-recurring charges do not apply, but a Switch As Is charge does apply.</b>																
<b>When used as ordinarily combined network elements in All States, the non-recurring charges apply and the Switch As Is Charge does not.</b>																
<b>Nonrecurring Currently Combined Network Elements "Switch As Is" Charge (One applies to each combination)</b>																
	Nonrecurring Currently Combined Network Elements Switch -As-Is Charge - 2 wire/4-Wire VG			UNCVX	UNCCC		5.61	5.61	7.00	7.00		15.69				
	Nonrecurring Currently Combined Network Elements Switch -As-Is Charge - 56/64 kbps			UNCDX	UNCCC		5.61	5.61	7.00	7.00		15.69				
	Nonrecurring Currently Combined Network Elements Switch -As-Is Charge - DS1			UNC1X	UNCCC		5.61	5.61	7.00	7.00		15.69				
	Nonrecurring Currently Combined Network Elements Switch -As-Is Charge - DS3			UNC3X	UNCCC		5.61	5.61	7.00	7.00		15.69				
	Nonrecurring Currently Combined Network Elements Switch -As-Is Charge - STS1			UNCSX	UNCCC		5.61	5.61	7.00	7.00		15.69				
<b>NOTE: Local Channel - Dedicated Transport - minimum billing period - Below DS3=one month, DS3 and above=four months</b>																
	Local Channel - Dedicated - 2-Wire Voice Grade			UNCVX	ULDV2	15.33	193.53	33.24	36.72	3.21		15.69				
	Local Channel - Dedicated - 4-Wire Voice Grade			UNCVX	ULDV4	16.54	193.97	33.68	37.19	3.68		15.69				
	Local Channel - Dedicated - DS1 per month Zone 1		1	UNC1X	ULDF1	42.62	177.87	154.06	22.24	15.30		15.69				
	Local Channel - Dedicated - DS1 Per Month Zone 2		2	UNC1X	ULDF1	70.32	177.87	154.06	22.24	15.30		15.69				
	Local Channel - Dedicated - DS1 - Per Month Zone 3		3	UNC1X	ULDF1	190.68	177.87	154.06	22.24	15.30		15.69				
	Local Channel - Dedicated - DS3 - Per Mile per month			UNC3X	1L5NC	11.93										
	Local Channel - Dedicated - DS3 - Facility Termination			UNC3X	ULDF3	446.00	452.52	264.53	119.75	83.77		15.69				
	Local Channel - Dedicated - STS-1- Per Mile per month			UNCSX	1L5NC	11.93										
	Local Channel - Dedicated - STS-1 - Facility Termination			UNCSX	ULDFS	435.10	452.52	264.53	119.75	83.77		15.69				
<b>Optional Features &amp; Functions:</b>																
<b>MULTIPLEXERS</b>																
<b>NOTE: minimum billing period is one month for DS1 to DS0 Channel System and interfaces</b>																
<b>NOTE: minimum billing period is three months for DS3 to DS1 and above Channel System and interfaces</b>																
	Channelization - DS1 to DS0 Channel System			UXTD1	MQ1	107.57	91.24	62.71	10.56	9.81		15.69				
	OCU-DP COCI (data) - DS1 to DS0 Channel System - per month (2.4-64kbs)			UDL	1D1DD	1.19	6.59	4.73				15.69				
	2-wire ISDN COCI (BRITE) - DS1 to DS0 Channel System - per month			UDN	UC1CA	2.56	6.59	4.73				15.69				
	Voice Grade COCI - DS1 to DS0 Channel System - per month			UEA	1D1VG	0.56	6.59	4.73				15.69				
	DS3 to DS1 Channel System per month			UXTD3	MQ3	144.02	178.54	94.18	33.33	31.90		15.69				
	STS1 to DS1 Channel System per month			UXTS1	MQ3	144.02	178.54	94.18	33.33	31.90		15.69				
	DS3 Interface Unit (DS1 COCI) used with Loop per month			USL	UC1D1	8.64	6.59	4.73				15.69				
	DS3 Interface Unit (DS1 COCI) used with Local Channel per month			ULDD1	UC1D1	8.64	6.59	4.73				15.69				

UNBUNDLED NETWORK ELEMENTS - South Carolina										Attachment: 2		Exhibit: B			
CATEGORY	RATE ELEMENTS	Interim	Zone	BCS	USOC	RATES (\$)				Svc Order Submitted Elec per LSR	Svc Order Submitted Manually per LSR	Incremental Charge - Manual Svc Order vs. Electronic-1st	Incremental Charge - Manual Svc Order vs. Electronic-Add'l	Incremental Charge - Manual Svc Order vs. Electronic-Disc 1st	Incremental Charge - Manual Svc Order vs. Electronic-Disc Add'l
						Rec	Nonrecurring		Nonrecurring Disconnect						
							First	Add'l	First	Add'l	SOMEc	SOMAN	SOMAN	SOMAN	SOMAN
	DS3 Interface Unit (DS1 COC) used with Interoffice Channel per month			U1TD1	UC1D1	8.64	6.59	4.73				15.69			
	<b>Sub-Loop Feeder</b>														
	Unbundled Sub-Loop Feeder Loop, 4-Wire DS1 - Statewide		sw	UNC1X	USBFG										
	Unbundled Sub-Loop Feeder Loop, 4-Wire DS1 - Zone 1		1	UNC1X	USBFG	55.85	102.19	64.64	62.26	17.52					
	Unbundled Sub-Loop Feeder Loop, 4-Wire DS1 - Zone 2		2	UNC1X	USBFG	109.16	102.19	64.64	62.26	17.52					
	Unbundled Sub-Loop Feeder Loop, 4-Wire DS1 - Zone 3		3	UNC1X	USBFG	203.35	102.19	64.64	62.26	17.52					
	Unbundled Sub-Loop Feeder Loop, 4-Wire DS1 - Zone 4		4	UNC1X	USBFG										
	<b>UNBUNDLED LOCAL EXCHANGE SWITCHING(PORTS)</b>														
	<b>Exchange Ports</b>														
	<b>NOTE: Although the Port Rate includes all available features in GA, KY, LA &amp; TN, the desired features will need to be ordered using retail USOCs</b>														
	<b>2-WIRE VOICE GRADE LINE PORT RATES (RES)</b>														
	Exchange Ports - 2-Wire Analog Line Port- Res.			UEPSR	UEPRL	1.65	2.38	2.28	1.42	1.33		15.69			
	Exchange Ports - 2-Wire Analog Line Port with Caller ID - Res.			UEPSR	UEPRC	1.65	2.38	2.28	1.42	1.33		15.69			
	Exchange Ports - 2-Wire Analog Line Port outgoing only - Res.			UEPSR	UEPRO	1.65	2.38	2.28	1.42	1.33		15.69			
	Exchange Ports - 2-Wire VG unbundled SC extended local dialing parity Port with Caller ID - Res.			UEPSR	UEPAU	1.65	2.38	2.28	1.42	1.33		15.69			
	Exchange Ports - 2-Wire VG unbundled South Carolina Area Calling port with Caller ID - Res (LW8)			UEPSR	UEPAJ	1.65	2.38	2.28	1.42	1.33		15.69			
	Exchange Ports - 2-Wire VG unbundled res, low usage line port with Caller ID (LUM)			UEPSR	UEPAP	1.65	2.38	2.28	1.42	1.33		15.69			
	Exchange Ports - 2-Wire VG South Carolina Residence Dialing Plan without Caller ID			UEPSR	UEPWL	1.65	2.38	2.28	1.42	1.33		15.69			
	Exchange Ports - 2-Wire VG South Carolina Residence Area Calling Plan without Caller ID capability			UEPSR	UEPRS	1.65	2.38	2.28	1.42	1.33		15.69			
	2-Wire voice unbundled Low Usage Line Port without Caller ID Capability			UEPSR	UEPRT	1.65	2.38	2.28	1.42	1.33		15.69			
	Subsequent Activity			UEPSR	USASC	0.00	0.00	0.00				15.69			
	<b>FEATURES</b>														
	All Available Vertical Features			UEPSR	UEPVF	3.04	0.00	0.00				15.69			
	<b>2-WIRE VOICE GRADE LINE PORT RATES (BUS)</b>														
	Exchange Ports - 2-Wire Analog Line Port without Caller ID - Bus			UEPSB	UEPBL	1.65	2.38	2.28	1.42	1.33		15.69			
	Exchange Ports - 2-Wire VG unbundled Line Port with unbundled port with Caller+E484 ID - Bus.			UEPSB	UEPBC	1.65	2.38	2.28	1.42	1.33		15.69			
	Exchange Ports - 2-Wire Analog Line Port outgoing only - Bus.			UEPSB	UEPBO	1.65	2.38	2.28	1.42	1.33		15.69			
	Exchange Ports - 2-Wire VG unbundled SC extended local dialing parity Port with Caller ID - Bus.			UEPSB	UEPAZ	1.65	2.38	2.28	1.42	1.33		15.69			
	Exchange Ports - 2-Wire VG unbundled incoming only port with Caller ID - Bus			UEPSB	UEPB1	1.65	2.38	2.28	1.42	1.33		15.69			
	Exchange Ports - 2-Wire VG unbundled South Carolina Bus Area Calling Port with Caller ID - Bus (LMB)			UEPSB	UEPAB	1.65	2.38	2.28	1.42	1.33		15.69			
	Exchange Ports - 2-Wire Voice South Carolina Business Dialing Plan without Caller ID			UEPSB	UEPWM	1.65	2.38	2.28	1.42	1.33		15.69			
	Exchange Ports - 2-Wire Voice South Carolina Business Area Calling Port without Caller ID			UEPSB	UEPBB	1.65	2.38	2.28	1.42	1.33		15.69			
	2-Wire voice unbundled Incoming Only Port without Caller ID Capability			UEPSB	UEPBE	1.65	2.38	2.28	1.42	1.33		15.69			
	Subsequent Activity			UEPSB	USASC	0.00	0.00	0.00				15.69			
	<b>FEATURES</b>														
	All Available Vertical Features			UEPSB	UEPVF	3.04	0.00	0.00				15.69			
	All Available Vertical Features				UEPVF	3.04	0.00	0.00				15.69			
	<b>EXCHANGE PORT RATES (DID &amp; PBX)</b>														
	2-Wire VG Unbundled 2-Way PBX Trunk - Res			UEPSE	UEPRD	1.65	31.34	14.88	13.97	0.90		15.69			
	2-Wire VG Line Side Unbundled 2-Way PBX Trunk - Bus			UEPSP	UEPPC	1.65	31.34	14.88	13.97	0.90		15.69			
	2-Wire VG Line Side Unbundled Outward PBX Trunk - Bus			UEPSP	UEPPO	1.65	31.34	14.88	13.97	0.90		15.69			

**UNBUNDLED NETWORK ELEMENTS - South Carolina**

UNBUNDLED NETWORK ELEMENTS - South Carolina										Attachment: 2		Exhibit: B	
CATEGORY	RATE ELEMENTS	Interim	Zone	BCS	USOC	RATES (\$)	Svc Order Submitted Elec per LSR	Svc Order Submitted Manually per LSR	Incremental Charge - Manual Svc Order vs. Electronic-1st	Incremental Charge - Manual Svc Order vs. Electronic-Add'l	Incremental Charge - Manual Svc Order vs. Electronic-Disc 1st	Incremental Charge - Manual Svc Order vs. Electronic-Disc Add'l	
													Rec
	2-Wire VG Line Side Unbundled Incoming PBX Trunk - Bus			UEPSP	UEPP1	1.65							
	2-Wire Analog Long Distance Terminal PBX Trunk - Bus			UEPSP	UEPLD	1.65	31.34	14.88	13.97	0.90		15.69	
	2-Wire Voice Unbundled PBX LD Terminal Ports			UEPSP	UEPLD	1.65	31.34	14.88	13.97	0.90		15.69	
	2-Wire Vice Unbundled 2-Way PBX Usage Port			UEPSP	UEPXA	1.65	31.34	14.88	13.97	0.90		15.69	
	2-Wire Voice Unbundled PBX Toll Terminal Hotel Ports			UEPSP	UEPXB	1.65	31.34	14.88	13.97	0.90		15.69	
	2-Wire Voice Unbundled PBX LD DDD Terminals Port			UEPSP	UEPXC	1.65	31.34	14.88	13.97	0.90		15.69	
	2-Wire Voice Unbundled PBX LD Terminal Switchboard Port			UEPSP	UEPXD	1.65	31.34	14.88	13.97	0.90		15.69	
	2-Wire Voice Unbundled PBX LD Terminal Switchboard IDD Capable Port			UEPSP	UEPXE	1.65	31.34	14.88	13.97	0.90		15.69	
	2-Wire Voice Unbundled 2-Way PBX Hotel/Hospital Economy Administrative Calling Port			UEPSP	UEPXL	1.65	31.34	14.88	13.97	0.90		15.69	
	2-Wire Voice Unbundled 2-Way PBX Hotel/Hospital Economy Room Calling Port			UEPSP	UEPXM	1.65	31.34	14.88	13.97	0.90		15.69	
	2-Wire Voice Unbundled 1-Way Outgoing PBX Hotel/Hospital Discount Room Calling Port			UEPSP	UEPXO	1.65	31.34	14.88	13.97	0.90		15.69	
	2-Wire Voice Unbundled 1-Way Outgoing PBX Measured Port			UEPSP	UEPXS	1.65	31.34	14.88	13.97	0.90		15.69	
	2-Wire Voice Unbundled 2-Way PBX South Carolina Area Plus Calling Port			UEPSP	UEPXT	1.65	31.34	14.88	13.97	0.90		15.69	
	Subsequent Activity			UEPSP	USASC	0.00	0.00	0.00				15.69	
	<b>FEATURES</b>												
	All Available Vertical Features			UEPSP UEPSE	UEPVF	3.04	0.00	0.00				15.69	
	<b>EXCHANGE PORT RATES (COIN)</b>												
	Exchange Ports - Coin Port					1.65	2.38	2.28	1.42	1.33		15.69	
	<b>Local Switching Features offered with Port</b>												
	<b>NOTE: Transmission/usage charges associated with POTS circuit switched usage will also apply to circuit switched voice and/or circuit switched data transmission by B-Channels associated with 2-wire ISDN ports.</b>												
	<b>NOTE: Access to B Channel or D Channel Packet capabilities will be available only through BFR/New Business Request Process. Rates for the packet capabilities will be determined via the Bona Fide Request/New Business Request Process.</b>												
	<b>UNBUNDLED LOCAL EXCHANGE SWITCHING(PORTS)</b>												
	<b>EXCHANGE PORT RATES</b>												
	Exchange Ports - 2-Wire DID Port			UEPEX	UEPP2	8.86	119.57	18.78	60.03	3.77		15.69	
	Exchange Ports - DDITS Port - 4-Wire DS1 Port with DID capability			UEPDD	UEPDD	73.62	202.47	95.90	72.75	2.47		15.69	
	Exchange Ports - 2-Wire ISDN Port (See Notes below.)			UEPTX UEPSX	U1PMA	13.38	72.93	53.11	47.90	10.76		15.69	
	All Features Offered			UEPTX UEPSX	UEPVF	3.04	0.00	0.00					
	<b>NOTE: Transmission/usage charges associated with POTS circuit switched usage will also apply to circuit switched voice and/or circuit switched data transmission by B-Channels associated with 2-wire ISDN ports.</b>												
	<b>NOTE: Access to B Channel or D Channel Packet capabilities will be available only through BFR/New Business Request Process. Rates for the packet capabilities will be determined via the Bona Fide Request/New Business Request Process.</b>												
	Exchange Ports - 2-Wire ISDN Port -- Channel Profiles			UEPTX UEPSX	U1UMA	0.00	0.00	0.00					
	Exchange Ports - 4-Wire ISDN DS1 Port			UEPEX	UEPEX	107.44	204.27	101.78	79.35	20.10		15.69	
	<b>UNBUNDLED PORT with REMOTE CALL FORWARDING CAPABILITY</b>												
	<b>UNBUNDLED REMOTE CALL FORWARDING SERVICE - RESIDENCE</b>												
	Unbundled Remote Call Forwarding Service, Area Calling, Res			UEPVR	UERAC	1.65	2.38	2.28	1.42	1.33		15.69	
	Unbundled Remote Call Forwarding Service, Local Calling - Res			UEPVR	UERLC	1.65	2.38	2.28	1.42	1.33		15.69	
	Unbundled Remote Call Forwarding Service, InterLATA - Res			UEPVR	UERTE	1.65	2.38	2.28	1.42	1.33		15.69	
	Unbundled Remote Call Forwarding Service, IntraLATA - Res			UEPVR	UERTR	1.65	2.38	2.28	1.42	1.33		15.69	
	<b>Non-Recurring</b>												
	Unbundled Remote Call Forwarding Service - Conversion - Switch-as-is			UEPVR	USAC2		0.10	0.10				15.69	
	Unbundled Remote Call Forwarding Service - Conversion with allowed change (PIC and LPIC)			UEPVR	USACC		0.10	0.10					
	<b>UNBUNDLED REMOTE CALL FORWARDING - Bus</b>												
	Unbundled Remote Call Forwarding Service, Area Calling - Bus			UEPVB	UERAC	1.65	2.38	2.28	1.42	1.33		15.69	
	Unbundled Remote Call Forwarding Service, Local Calling - Bus			UEPVB	UERLC	1.65	2.38	2.28	1.42	1.33		15.69	
	Unbundled Remote Call Forwarding Service, InterLATA - Bus			UEPVB	UERTE	1.65	2.38	2.28	1.42	1.33		15.69	
	Unbundled Remote Call Forwarding Service, IntraLATA - Bus			UEPVB	UERTR	1.65	2.38	2.28	1.42	1.33		15.69	
	Unbundled Remote Call Forwarding Service Expanded and Exception Local Calling			UEPVB	UERVJ	1.65	2.38	2.28	1.42	1.33		15.69	
	<b>Non-Recurring</b>												



UNBUNDLED NETWORK ELEMENTS - South Carolina							Attachment: 2		Exhibit: B							
CATEGORY	RATE ELEMENTS	Interim	Zone	BCS	USOC	RATES (\$)	Svc Order Submitted Elec per LSR	Svc Order Submitted Manually per LSR	Incremental Charge - Manual Svc Order vs. Electronic-1st	Incremental Charge - Manual Svc Order vs. Electronic-Add'l	Incremental Charge - Manual Svc Order vs. Electronic-Disc 1st	Incremental Charge - Manual Svc Order vs. Electronic-Disc Add'l				
													Rec	Nonrecurring		Nonrecurring Disconnect
							First	Add'l	First	Add'l	SOMEc	SOMAN	SOMAN	SOMAN	SOMAN	SOMAN
	Unbundled Remote Call Forwarding Service - Conversion - Switch-as-is			UEPVB	USAC2		0.10	0.10				15.69				
	Unbundled Remote Call Forwarding Service - Conversion with allowed change (PIC and LPIC)			UEPVB	USACC		0.10	0.10								
<b>UNBUNDLED LOCAL SWITCHING, PORT USAGE</b>																
<b>End Office Switching (Port Usage)</b>																
	End Office Switching Function, Per MOU					0.0010519										
	End Office Trunk Port - Shared, Per MOU					0.0002136										
<b>Tandem Switching (Port Usage) (Local or Access Tandem)</b>																
	Tandem Switching Function Per MOU					0.0001634										
	Tandem Trunk Port - Shared, Per MOU					0.0002863										
<b>Common Transport</b>																
	Common Transport - Per Mile, Per MOU					0.0000045										
	Common Transport - Facilities Termination Per MOU					0.0004095										
<b>UNBUNDLED PORT/LOOP COMBINATIONS - COST BASED RATES</b>																
Cost Based Rates are applied where BellSouth is required by FCC and/or State Commission rule to provide Unbundled Local Switching or Switch Ports.																
Features shall apply to the Unbundled Port/Loop Combination - Cost Based Rate section in the same manner as they are applied to the Stand-Alone Unbundled Port section of this Rate Exhibit.																
End Office and Tandem Switching Usage and Common Transport Usage rates in the Port section of this rate exhibit shall apply to all combinations of loop/port network elements except for UNE Coin Port/Loop Combinations.																
The first and additional Port nonrecurring charges apply to Not Currently Combined Combos. For Currently Combined Combos the nonrecurring charges shall be those identified in the Nonrecurring - Currently Combined sections.																
<b>2-WIRE VOICE GRADE LOOP WITH 2-WIRE LINE PORT (RES)</b>																
<b>UNE Port/Loop Combination Rates</b>																
	2-Wire VG Loop/Port Combo - Zone 1		1			14.89										
	2-Wire VG Loop/Port Combo - Zone 2		2			21.52										
	2-Wire VG Loop/Port Combo - Zone 3		3			27.17										
<b>UNE Loop Rates</b>																
	2-Wire Voice Grade Loop (SL1) - Zone 1		1	UEPRX	UEPLX	13.76										
	2-Wire Voice Grade Loop (SL1) - Zone 2		2	UEPRX	UEPLX	20.38										
	2-Wire Voice Grade Loop (SL1) - Zone 3		3	UEPRX	UEPLX	26.04										
<b>2-Wire Voice Grade Line Port Rates (Res)</b>																
	2-Wire voice unbundled port - residence			UEPRX	UEPRL	1.13	40.30	19.90	24.98	6.65		15.69				
	2-Wire voice unbundled port with Caller ID - res			UEPRX	UEPRC	1.13	40.30	19.90	24.98	6.65		15.69				
	2-Wire voice unbundled port outgoing only - res			UEPRX	UEPRO	1.13	40.30	19.90	24.98	6.65		15.69				
	2-Wire voice Grade unbundled South Carolina extended local dialing parity port with Caller ID - res			UEPRX	UEPAU	1.13	40.30	19.90	24.98	6.65		15.69				
	2-Wire voice unbundled South Carolina Area Calling port with Caller ID - res (LW8)			UEPRX	UEPAJ	1.13	40.30	19.90	24.98	6.65		15.69				
	2-Wire voice unbundles res, low usage line port with Caller ID (LUM)			UEPRX	UEPAP	1.13	37.93	16.72				15.69				
	2-Wire Voice Unbundled South Carolina Residence Dialing Plan without Caller ID			UEPRX	UEPWL	1.13	40.30	19.90	24.98	6.65		15.69				
	2-Wire voice unbundled South Carolina Area Calling Port without Caller ID Capability			UEPRX	UEPRS	1.13	40.30	19.90	24.98	6.65		15.69				
	2-Wire voice unbundled Low Usage Line Port without Caller ID Capability			UEPRX	UEPRT	1.13	40.30	19.90	24.98	6.65		15.69				
<b>FEATURES</b>																
	All Features Offered			UEPRX	UEPVF	3.04	0.00	0.00				15.69				
<b>LOCAL NUMBER PORTABILITY</b>																
	Local Number Portability (1 per port)			UEPRX	LNPCX	0.35										
<b>NONRECURRING CHARGES (NRCs) - CURRENTLY COMBINED</b>																
	2-Wire Voice Grade Loop / Line Port Combination - Conversion - Switch-as-is			UEPRX	USAC2		0.10	0.10				15.69				
	2-Wire Voice Grade Loop / Line Port Combination - Conversion - Switch with change			UEPRX	USACC		0.10	0.10				15.69				
<b>ADDITIONAL NRCs</b>																
	2-Wire Voice Grade Loop/Line Port Combination - Subsequent Activity			UEPRX	USAS2	0.00	0.00	0.00				15.69				
<b>2-WIRE VOICE GRADE LOOP WITH 2-WIRE LINE PORT (BUS)</b>																
<b>UNE Port/Loop Combination Rates</b>																
	2-Wire VG Loop/Port Combo - Zone 1		1			14.89										

UNBUNDLED NETWORK ELEMENTS - South Carolina											Attachment: 2		Exhibit: B					
CATEGORY	RATE ELEMENTS	Interim	Zone	BCS	USOC	RATES (\$)	Svc Order Submitted Elec per LSR	Svc Order Submitted Manually per LSR	Incremental Charge - Manual Svc Order vs. Electronic-1st	Incremental Charge - Manual Svc Order vs. Electronic-Add'l	Incremental Charge - Manual Svc Order vs. Electronic-Disc 1st	Incremental Charge - Manual Svc Order vs. Electronic-Disc Add'l						
													Rec	Nonrecurring		Nonrecurring Disconnect		OSS Rates (\$)
							First	Add'l	First	Add'l	SOMEc	SOMAN	SOMAN	SOMAN	SOMAN	SOMAN		
	2-Wire VG Loop/Port Combo - Zone 2		2			21.52												
	2-Wire VG Loop/Port Combo - Zone 3		3			27.17												
<b>UNE Loop Rates</b>																		
	2-Wire Voice Grade Loop (SL1) - Zone 1		1	UEPBX	UEPLX	13.76												
	2-Wire Voice Grade Loop (SL1) - Zone 2		2	UEPBX	UEPLX	20.38												
	2-Wire Voice Grade Loop (SL1) - Zone 3		3	UEPBX	UEPLX	26.04												
<b>2-Wire Voice Grade Line Port (Bus)</b>																		
	2-Wire voice unbundled port without Caller ID - bus			UEPBX	UEPBL	1.13	40.30	19.90	24.98	6.65		15.69						
	2-Wire voice unbundled port with Caller + E484 ID - bus			UEPBX	UEPBC	1.13	40.30	19.90	24.98	6.65		15.69						
	2-Wire voice unbundled port outgoing only - bus			UEPBX	UEPBO	1.13	40.30	19.90	24.98	6.65		15.69						
	2-Wire voice Grade unbundled South Carolina extended local dialing parity port with Caller ID - bus			UEPBX	UEPAZ	1.13	40.30	19.90	24.98	6.65		15.69						
	2-Wire voice unbundled incoming only port with Caller ID - Bus			UEPBX	UEPB1	1.13	40.30	19.90	24.98	6.65		15.69						
	2-Wire voice unbundled South Carolina Bus Area Calling Port with Caller ID (LMB)			UEPBX	UEPAB	1.13	40.30	19.90	24.98	6.65		15.69						
	2-Wire Voice Unbundled South Carolina Business Dialing Plan without Caller ID			UEPBX	UEPWM	1.13	40.30	19.90	24.98	6.65		15.69						
	2-Wire voice unbundled South Carolina Business Area Calling Port without Caller ID Capability			UEPBX	UEPBB	1.13	40.30	19.90	24.98	6.65		15.69						
	2-Wire voice unbundled Incoming Only Port without Caller ID Capability			UEPBX	UEPBE	1.13	40.30	19.90	24.98	6.65		15.69						
<b>LOCAL NUMBER PORTABILITY</b>																		
	Local Number Portability (1 per port)			UEPBX	LNPCX	0.35												
<b>FEATURES</b>																		
	All Features Offered			UEPBX	UEPVF	3.04		0.00	0.00			15.69						
<b>NONRECURRING CHARGES (NRCs) - CURRENTLY COMBINED</b>																		
	2-Wire Voice Grade Loop / Line Port Combination - Conversion - Switch-as-is			UEPBX	USAC2		0.10	0.10				15.69						
	2-Wire Voice Grade Loop / Line Port Combination - Conversion - Switch with change			UEPBX	USACC		0.10	0.10				15.69						
<b>ADDITIONAL NRCs</b>																		
	2-Wire Voice Grade Loop/Line Port Combination - Subsequent Activity			UEPBX	USAS2		0.00	0.00				15.69						
<b>2-WIRE VOICE GRADE LOOP WITH 2-WIRE LINE PORT (RES - PBX)</b>																		
<b>UNE Port/Loop Combination Rates</b>																		
	2-Wire VG Loop/Port Combo - Zone 1		1			14.89												
	2-Wire VG Loop/Port Combo - Zone 2		2			21.52												
	2-Wire VG Loop/Port Combo - Zone 3		3			27.17												
<b>UNE Loop Rates</b>																		
	2-Wire Voice Grade Loop (SL 1) - Zone 1		1	UEPRG	UEPLX	13.76												
	2-Wire Voice Grade Loop (SL 1) - Zone 2		2	UEPRG	UEPLX	20.38												
	2-Wire Voice Grade Loop (SL 1) - Zone 3		3	UEPRG	UEPLX	26.04												
<b>2-Wire Voice Grade Line Port Rates (RES - PBX)</b>																		
	2-Wire VG Unbundled Combination 2-Way PBX Trunk Port - Res			UEPRG	UEPRD	1.13	69.26	32.50	37.53	6.22		15.69						
<b>LOCAL NUMBER PORTABILITY</b>																		
	Local Number Portability (1 per port)			UEPRG	LNPCP	3.15	0.00	0.00				15.69						
<b>FEATURES</b>																		
	All Features Offered			UEPRG	UEPVF	3.04	0.00	0.00				15.69						
<b>NONRECURRING CHARGES (NRCs) - CURRENTLY COMBINED</b>																		
	2-Wire Voice Grade Loop/ Line Port Combination (PBX) - Conversion - Switch-As-Is			UEPRG	USAC2		7.93	1.91				15.69						
	2-Wire Voice Grade Loop/ Line Port Combination (PBX) - Conversion - Switch with Change			UEPRG	USACC		7.93	1.91				15.69						
<b>ADDITIONAL NRCs</b>																		
	2-Wire Voice Grade Loop/ Line Port Combination (PBX) - Subsequent Activity			UEPRG	USAS2		0.00	0.00	0.00			15.69						
	PBX Subsequent Activity - Change/Rearrange Multiline Hunt Group						7.34	7.34				15.69						

**UNBUNDLED NETWORK ELEMENTS - South Carolina**

UNBUNDLED NETWORK ELEMENTS - South Carolina							Attachment: 2		Exhibit: B			
CATEGORY	RATE ELEMENTS	Interim	Zone	BCS	USOC	RATES (\$)	Svc Order Submitted Elec per LSR	Svc Order Submitted Manually per LSR	Incremental Charge - Manual Svc Order vs. Electronic-1st	Incremental Charge - Manual Svc Order vs. Electronic-Add'l	Incremental Charge - Manual Svc Order vs. Electronic-Disc 1st	Incremental Charge - Manual Svc Order vs. Electronic-Disc Add'l
<b>2-WIRE VOICE GRADE LOOP WITH 2-WIRE LINE PORT (BUS - PBX) UNE Port/Loop Combination Rates</b>												
	2-Wire VG Loop/Port Combo - Zone 1		1			14.89						
	2-Wire VG Loop/Port Combo - Zone 2		2			21.52						
	2-Wire VG Loop/Port Combo - Zone 3		3			27.17						
<b>UNE Loop Rates</b>												
	2-Wire Voice Grade Loop (SL 1) - Zone 1		1	UEPPX	UEPLX	13.76						
	2-Wire Voice Grade Loop (SL 1) - Zone 2		2	UEPPX	UEPLX	20.38						
	2-Wire Voice Grade Loop (SL 1) - Zone 3		3	UEPPX	UEPLX	26.04						
<b>2-Wire Voice Grade Line Port Rates (BUS - PBX)</b>												
	Line Side Unbundled Combination 2-Way PBX Trunk Port - Bus			UEPPX	UEPPC	1.13	69.26	32.50	37.53	6.22		15.69
	Line Side Unbundled Outward PBX Trunk Port - Bus			UEPPX	UEPPO	1.13	69.26	32.50	37.53	6.22		15.69
	Line Side Unbundled Incoming PBX Trunk Port - Bus			UEPPX	UEPP1	1.13	69.26	32.50	37.53	6.22		15.69
	2-Wire Voice Unbundled PBX LD Terminal Ports			UEPPX	UEPLD	1.13	69.26	32.50	37.53	6.22		15.69
	2-Wire Voice Unbundled 2-Way Combination PBX Usage Port			UEPPX	UEPXA	1.13	69.26	32.50	37.53	6.22		15.69
	2-Wire Voice Unbundled PBX Toll Terminal Hotel Ports			UEPPX	UEPXB	1.13	69.26	32.50	37.53	6.22		15.69
	2-Wire Voice Unbundled PBX LD DDD Terminals Port			UEPPX	UEPXC	1.13	69.26	32.50	37.53	6.22		15.69
	2-Wire Voice Unbundled PBX LD Terminal Switchboard Port			UEPPX	UEPXD	1.13	69.26	32.50	37.53	6.22		15.69
	2-Wire Voice Unbundled PBX LD Terminal Switchboard IDD Capable Port			UEPPX	UEPXE	1.13	69.26	32.50	37.53	6.22		15.69
	2-Wire Voice Unbundled 2-Way PBX Hotel/Hospital Economy Administrative Calling Port			UEPPX	UEPXL	1.13	69.26	32.50	37.53	6.22		15.69
	2-Wire Voice Unbundled 2-Way PBX Hotel/Hospital Economy Room Calling Port			UEPPX	UEPXM	1.13	69.26	32.50	37.53	6.22		15.69
	2-Wire Voice Unbundled 1-Way Outgoing PBX Hotel/Hospital Discount Room Calling Port			UEPPX	UEP XO	1.13	69.26	32.50	37.53	6.22		15.69
	2-Wire Voice Unbundled 1-Way Outgoing PBX Measured Port			UEPPX	UEPXS	1.13	69.26	32.50	37.53	6.22		15.69
	2-Wire Voice Unbundled 2-Way PBX South Carolina Area Plus Calling Port			UEPPX	UEPXT	1.13	69.26	32.50	37.53	6.22		15.69
<b>LOCAL NUMBER PORTABILITY</b>												
	Local Number Portability (1 per port)			UEPPX	LNPCP	3.15	0.00	0.00				15.69
<b>FEATURES</b>												
	All Features Offered			UEPPX	UEPVF	3.04	0.00	0.00				15.69
<b>NONRECURRING CHARGES (NRCs) - CURRENTLY COMBINED</b>												
	2-Wire Voice Grade Loop/ Line Port Combination (PBX) - Conversion - Switch-As-Is			UEPPX	USAC2		7.93	1.91				15.69
	2-Wire Voice Grade Loop/ Line Port Combination (PBX) - Conversion - Switch with Change			UEPPX	USACC		7.93	1.91				15.69
<b>ADDITIONAL NRCs</b>												
	2-Wire Voice Grade Loop/ Line Port Combination (PBX) - Subsequent Activity			UEPPX	USAS2	0.00	0.00	0.00				15.69
	PBX Subsequent Activity - Change/Rearrange Multiline Hunt Group						7.34	7.34				15.69
<b>2-WIRE VOICE GRADE LOOP WITH 2-WIRE ANALOG LINE COIN PORT UNE Port/Loop Combination Rates</b>												
	2-Wire VG Coin Port/Loop Combo - Zone 1		1			14.89						
	2-Wire VG Coin Port/Loop Combo - Zone 2		2			21.52						
	2-Wire VG Coin Port/Loop Combo - Zone 3		3			27.17						
<b>UNE Loop Rates</b>												
	2-Wire Voice Grade Loop (SL1) - Zone 1		1	UEPCO	UEPLX	13.76						
	2-Wire Voice Grade Loop (SL1) - Zone 2		2	UEPCO	UEPLX	20.38						
	2-Wire Voice Grade Loop (SL1) - Zone 3		3	UEPCO	UEPLX	26.04						
<b>2-Wire Voice Grade Line Ports (COIN)</b>												
	2-Wire Coin 2-Way without Operator Screening and without Blocking (SC)			UEPCO	UEPSD	1.13	40.30	19.90	24.98	6.65		15.69
	2-Wire Coin 2-Way with Operator Screening and Blocking: 011, 900/976, 1+DDD (SC)			UEPCO	UEPSA	1.13	40.30	19.90	24.98	6.65		15.69

UNBUNDLED NETWORK ELEMENTS - South Carolina										Attachment: 2		Exhibit: B			
CATEGORY	RATE ELEMENTS	Interim	Zone	BCS	USOC	RATES (\$)	Svc Order Submitted Elec per LSR	Svc Order Submitted Manually per LSR	Incremental Charge - Manual Svc Order vs. Electronic-1st	Incremental Charge - Manual Svc Order vs. Electronic-Add'l	Incremental Charge - Manual Svc Order vs. Electronic-Disc 1st	Incremental Charge - Manual Svc Order vs. Electronic-Disc Add'l			
													Rec	Nonrecurring	
										SOMEc	SOMAN	SOMAN	SOMAN	SOMAN	SOMAN
	2-Wire Coin 2-Way with Operator Screening and 011 Blocking (SC)			UEPCO	UEPSH	1.13	40.30	19.90	24.98	6.65	15.69				
	2-Wire Coin 2-Way with Operator Screening and 011 Blocking; with Dialing Parity (SC)			UEPCO	UEPSC	1.13	40.30	19.90	24.98	6.65	15.69				
	2-Wire Coin 2-Way with Operator Screening and: 900 Blocking: 900/976, 1+DDD, 011+, and Local (SC)			UEPCO	UEPCC	1.13	40.30	19.90	24.98	6.65	15.69				
	2-Wire Coin 2-W Operator Screen: 900 Block: 900/976, 1+DDD, 011+, Local; Enhanced Call OPT 3YW (SC)			UEPCO	UEPCE	1.13	40.30	19.90	24.98	6.65	15.69				
	2-Wire Coin 2-W Operator Screen: 900 Block: 900/976, 1+DDD, 011+, Local; Enhanced Call OPT AP7 (SC)			UEPCO	UEPCF	1.13	40.30	19.90	24.98	6.65	15.69				
	2-Wire Coin Outward without Blocking and without Operator Screening (SC)			UEPCO	UEPSG	1.13	40.30	19.90	24.98	6.65	15.69				
	2-Wire Coin Outward with Operator Screening and 011 Blocking (SC)			UEPCO	UEPSF	1.13	40.30	19.90	24.98	6.65	15.69				
	2-Wire Coin Outward with Operator Screening and Blocking: 011, 900/976, 1+DDD (SC)			UEPCO	UEPSJ	1.13	40.30	19.90	24.98	6.65	15.69				
	2-Wire Coin Outward with Operator Screening and Blocking: 900/976, 1+DDD, 011+, and Local (SC)			UEPCO	UEPCM	1.13	40.30	19.90	24.98	6.65	15.69				
	2-Wire Coin Out Operator Screen & Block: 900/976, 1+DDD, 011+, Local; Enhanced Calling OPT 3YW (SC)			UEPCO	UEPCP	1.13	40.30	19.90	24.98	6.65	15.69				
	2-Wire 2-Way Smartline with 900/976 (all states except LA)			UEPCO	UEPCK	1.13	40.30	19.90	24.98	6.65	15.69				
	2-Wire Coin Outward Smartline with 900/976 (all states except LA)			UEPCO	UEPCR	1.13	40.30	19.90	24.98	6.65	15.69				
<b>ADDITIONAL UNE COIN PORT/LOOP (RC)</b>															
	UNE Coin Port/Loop Combo Usage (Flat Rate)			UEPCO	URECU	4.05	0.00	0.00	0.00	0.00	15.69				
<b>LOCAL NUMBER PORTABILITY</b>															
	Local Number Portability (1 per port)			UEPCO	LNPCX	0.35									
<b>NONRECURRING CHARGES - CURRENTLY COMBINED</b>															
	2-Wire Voice Grade Loop / Line Port Combination - Conversion - Switch-as-is			UEPCO	USAC2		0.10	0.10			15.69				
	2-Wire Voice Grade Loop / Line Port Combination - Conversion - Switch with change			UEPCO	USACC		0.10	0.10			15.69				
<b>ADDITIONAL NRCs</b>															
	2-Wire Voice Grade Loop/Line Port Combination - Subsequent Activity			UEPCO	USAS2		0.00	0.00			15.69				
<b>2-WIRE VOICE LOOP/ 2WIRE VOICE GRADE IO TRANSPORT/ 2-WIRE LINE PORT (RES)</b>															
<b>UNE Port/Loop Combination Rates</b>															
	2-Wire VG Loop/IO Tranport/Port Combo - Zone 1		1				22.50								
	2-Wire VG Loop/IO Tranport/Port Combo - Zone 2		2				30.56								
	2-Wire VG Loop/IO Tranport/Port Combo - Zone 3		3				37.22								
<b>UNE Loop Rates</b>															
	2-Wire Voice Grade Loop (SL2) - Zone 1		1	UEPFR	UECF2		20.85								
	2-Wire Voice Grade Loop (SL2) - Zone 2		2	UEPFR	UECF2		28.91								
	2-Wire Voice Grade Loop (SL2) - Zone 3		3	UEPFR	UECF2		35.57								
<b>2-Wire Voice Grade Line Port Rates (Res)</b>															
	2-Wire voice unbundled port - residence			UEPFR	UEPRL	1.65	108.36	70.71	1.42	1.33	15.69				
	2-Wire voice unbundled port with Caller ID - res			UEPFR	UEPRC	1.65	108.36	70.71	1.42	1.33	15.69				
	2-Wire voice unbundled port outgoing only - res			UEPFR	UEPRO	1.65	108.36	70.71	1.42	1.33	15.69				
	2-Wire voice Grade unbundled South Carolina extended local dialing parity port with Caller ID - res			UEPFR	UEPAU	1.65	108.36	70.71	1.42	1.33	15.69				
	2-Wire voice unbundled South Carolina Area Calling port with Caller ID - res (LW8)			UEPFR	UEPAJ	1.65	108.36	70.71	1.42	1.33	15.69				
	2-Wire voice unbundles res, low usage line port with Caller ID (LUM)			UEPFR	UEPAP	1.65	108.36	70.71	1.42	1.33	15.69				
	2-Wire Voice Unbundled South Carolina Residence Dialing Plan without Caller ID			UEPFR	UEPWL	1.65	108.36	70.71	1.42	1.33	15.69				
<b>INTEROFFICE TRANSPORT</b>															
	Interoffice Transport - Dedicated - 2 Wire Voice Grade - Facility Termination			UEPFR	U1TV2	24.30	40.63	27.47	16.77	6.91					

UNBUNDLED NETWORK ELEMENTS - South Carolina							Attachment: 2		Exhibit: B						
CATEGORY	RATE ELEMENTS	Interim	Zone	BCS	USOC	RATES (\$)	Svc Order Submitted Elec per LSR	Svc Order Submitted Manually per LSR	Incremental Charge - Manual Svc Order vs. Electronic-1st	Incremental Charge - Manual Svc Order vs. Electronic-Add'l	Incremental Charge - Manual Svc Order vs. Electronic-Disc 1st	Incremental Charge - Manual Svc Order vs. Electronic-Disc Add'l			
													Rec	Nonrecurring	
										SOMEc	SOMAN	SOMAN	SOMAN	SOMAN	SOMAN
	Interoffice Transport - Dedicated - 2 Wire Voice Grade - Per Mile or Fraction Mile			UEPFR	1L5XX	0.0167									
<b>FEATURES</b>															
	All Features Offered			UEPFR	UEPVF	3.04	0.00	0.00							
<b>LOCAL NUMBER PORTABILITY</b>															
	Local Number Portability (1 per port)			UEPFR	LNPCX	0.35									
<b>NONRECURRING CHARGES (NRCs) - CURRENTLY COMBINED</b>															
	2-Wire Loop / Dedicated IO Transport / 2 Wire Line Port Combination - Conversion - Switch-as-is			UEPFR	USAC2		17.00	3.74							
	2-Wire Loop / Dedicated IO Transport / 2 Wire Line Port Combination - Conversion - Switch-With-Change			UEPFR	USACC		17.00	3.74							
<b>2-WIRE VOICE LOOP/ 2WIRE VOICE GRADE IO TRANSPORT/ 2-WIRE LINE PORT (BUS)</b>															
<b>UNE Port/Loop Combination Rates</b>															
	2-Wire VG Loop/IO Tranport/Port Combo - Zone 1		1			22.50									
	2-Wire VG Loop/IO Tranport/Port Combo - Zone 2		2			30.56									
	2-Wire VG Loop/IO Tranport/Port Combo - Zone 3		3			37.22									
<b>UNE Loop Rates</b>															
	2-Wire Voice Grade Loop (SL2) - Zone 1		1	UEPFB	UECF2	20.85									
	2-Wire Voice Grade Loop (SL2) - Zone 2		2	UEPFB	UECF2	28.91									
	2-Wire Voice Grade Loop (SL2) - Zone 3		3	UEPFB	UECF2	35.57									
<b>2-Wire Voice Grade Line Port (Bus)</b>															
	2-Wire voice unbundled port without Caller ID - bus			UEPFB	UEPBL	1.65	108.36	70.71	1.42	1.33					
	2-Wire voice unbundled port with Caller + E484 ID - bus			UEPFB	UEPBC	1.65	108.36	70.71	1.42	1.33					
	2-Wire voice unbundled port outgoing only - bus			UEPFB	UEPBO	1.65	108.36	70.71	1.42	1.33					
	2-Wire voice Grade unbundled South Carolina extended local dialing parity port with Caller ID - bus			UEPFB	UEPAZ	1.65	108.36	70.71	1.42	1.33					
	2-Wire voice unbundled incoming only port with Caller ID - Bus			UEPFB	UEPB1	1.65	108.36	70.71	1.42	1.33					
	2-Wire voice unbundled South Carolina Bus Area Calling Port with Caller ID (LMB)			UEPFB	UEPAB	1.65	108.36	70.71	1.42	1.33					
	2-Wire Voice Unbundled South Carolina Business Dialing Plan without Caller ID			UEPFB	UEPWM	1.65	108.36	70.71	1.42	1.33					
<b>LOCAL NUMBER PORTABILITY</b>															
	Local Number Portability (1 per port)			UEPFB	LNPCX	0.35									
<b>INTEROFFICE TRANSPORT</b>															
	Interoffice Transport - Dedicated - 2 Wire Voice Grade - Facility Termination			UEPFB	U1TV2	24.30	40.63	27.47	16.77	6.91					
	Interoffice Transport - Dedicated - 2 Wire Voice Grade - Per Mile or Fraction Mile			UEPFB	1L5XX	0.0167									
<b>FEATURES</b>															
	All Features Offered			UEPFB	UEPVF	3.04	0.00	0.00							
<b>NONRECURRING CHARGES (NRCs) - CURRENTLY COMBINED</b>															
	2-Wire Loop / Dedicated IO Transport / 2 Wire Line Port Combination - Conversion - Switch-as-is			UEPFB	USAC2		17.00	3.74							
	2-Wire Loop / Dedicated IO Transport / 2 Wire Line Port Combination - Conversion - Switch with change			UEPFB	USACC		17.00	3.74							
<b>2-WIRE VOICE GRADE LOOP WITH 2-WIRE LINE PORT (BUS - PBX)</b>															
<b>UNE Port/Loop Combination Rates</b>															
	2-Wire VG Loop/IO Tranport/Port Combo - Zone 1		1			22.50									
	2-Wire VG Loop/IO Tranport/Port Combo - Zone 2		2			30.56									
	2-Wire VG Loop/IO Tranport/Port Combo - Zone 3		3			37.22									
<b>UNE Loop Rates</b>															
	2-Wire Voice Grade Loop (SL2) - Zone 1		1	UEPFP	UECF2	20.85									
	2-Wire Voice Grade Loop (SL2) - Zone 2		2	UEPFP	UECF2	28.91									
	2-Wire Voice Grade Loop (SL2) - Zone 3		3	UEPFP	UECF2	35.57									
<b>2-Wire Voice Grade Line Port Rates (BUS - PBX)</b>															
	Line Side Unbundled Combination 2-Way PBX Trunk Port - Bus			UEPFP	UEPPC	1.65	137.32	83.31	67.02	11.51					
	Line Side Unbundled Outward PBX Trunk Port - Bus			UEPFP	UEPPO	1.65	137.32	83.31	67.02	11.51					
	Line Side Unbundled Incoming PBX Trunk Port - Bus			UEPFP	UEPP1	1.65	137.32	83.31	67.02	11.51					

UNBUNDLED NETWORK ELEMENTS - South Carolina										Attachment: 2		Exhibit: B			
CATEGORY	RATE ELEMENTS	Interim	Zone	BCS	USOC	RATES (\$)				Svc Order Submitted Elec per LSR	Svc Order Submitted Manually per LSR	Incremental Charge - Manual Svc Order vs. Electronic-1st	Incremental Charge - Manual Svc Order vs. Electronic-Add'l	Incremental Charge - Manual Svc Order vs. Electronic-Disc 1st	Incremental Charge - Manual Svc Order vs. Electronic-Disc Add'l
						Rec	Nonrecurring		Nonrecurring Disconnect						
							First	Add'l	First	Add'l	SOMEc	SOMAN	SOMAN	SOMAN	SOMAN
	2-Wire Voice Unbundled PBX LD Terminal Ports			UEPFP	UEPLD	1.65	137.32	83.31	67.02	11.51		15.69			
	2-Wire Voice Unbundled 2-Way Combination PBX Usage Port			UEPFP	UEPXA	1.65	137.32	83.31	67.02	11.51		15.69			
	2-Wire Voice Unbundled PBX Toll Terminal Hotel Ports			UEPFP	UEPXB	1.65	137.32	83.31	67.02	11.51		15.69			
	2-Wire Voice Unbundled PBX LD DDD Terminals Port			UEPFP	UEPXC	1.65	137.32	83.31	67.02	11.51		15.69			
	2-Wire Voice Unbundled PBX LD Terminal Switchboard Port			UEPFP	UEPXD	1.65	137.32	83.31	67.02	11.51		15.69			
	2-Wire Voice Unbundled PBX LD Terminal Switchboard IDD Capable Port			UEPFP	UEPXE	1.65	137.32	83.31	67.02	11.51		15.69			
	2-Wire Voice Unbundled 2-Way PBX Hotel/Hospital Economy Administrative Calling Port			UEPFP	UEPXL	1.65	137.32	83.31	67.02	11.51		15.69			
	2-Wire Voice Unbundled 2-Way PBX Hotel/Hospital Economy Room Calling Port			UEPFP	UEPXM	1.65	137.32	83.31	67.02	11.51		15.69			
	2-Wire Voice Unbundled 1-Way Outgoing PBX Hotel/Hospital Discount Room Calling Port			UEPFP	UEPXO	1.65	137.32	83.31	67.02	11.51		15.69			
	2-Wire Voice Unbundled 1-Way Outgoing PBX Measured Port			UEPFP	UEPXS	1.65	137.32	83.31	67.02	11.51		15.69			
	2-Wire Voice Unbundled 2-Way PBX South Carolina Area Plus Calling Port			UEPFP	UEPXT	1.65	137.32	83.31	67.02	11.51		15.69			
<b>LOCAL NUMBER PORTABILITY</b>															
	Local Number Portability (1 per port)			UEPFP	LNPCP	3.15	0.00	0.00				15.69			
<b>INTEROFFICE TRANSPORT</b>															
	Interoffice Transport - Dedicated - 2 Wire Voice Grade - Facility Termination			UEPFP	U1TV2	24.30	40.63	27.47	16.77	6.91					
	Interoffice Transport - Dedicated - 2 Wire Voice Grade - Per Mile or Fraction Mile			UEPFP	1L5XX	0.0167									
<b>FEATURES</b>															
	All Features Offered			UEPFP	UEPVF	3.04	0.00	0.00				15.69			
<b>NONRECURRING CHARGES (NRCs) - CURRENTLY COMBINED</b>															
	2-Wire Loop / Dedicated IO Transport / 2 Wire Line Port Combination - Conversion - Switch-as-is			UEPFP	USAC2		17.00	3.74				15.69			
	2-Wire Loop / Dedicated IO Transport / 2 Wire Line Port Combination - Conversion - Switch with change			UEPFP	USACC		17.00	3.74				15.69			
<b>UNBUNDLED PORT/LOOP COMBINATIONS - COST BASED RATES</b>															
<b>2-WIRE VOICE GRADE LOOP- BUS ONLY - WITH 2-WIRE DID TRUNK PORT</b>															
<b>UNE Port/Loop Combination Rates</b>															
	2-Wire VG Loop/2-Wire DID Trunk Port Combo - UNE Zone 1		1			23.75									
	2-Wire VG Loop/2-Wire DID Trunk Port Combo - UNE Zone 2		2			30.20									
	2-Wire VG Loop/2-Wire DID Trunk Port Combo - UNE Zone 3		3			35.52									
<b>UNE Loop Rates</b>															
	2-Wire Analog Voice Grade Loop - (SL2) - UNE Zone 1		1	UEPPX	UECD1	16.68									
	2-Wire Analog Voice Grade Loop - (SL2) - UNE Zone 2		2	UEPPX	UECD1	23.13									
	2-Wire Analog Voice Grade Loop - (SL2) - UNE Zone 3		3	UEPPX	UECD1	28.46									
<b>UNE Port Rate</b>															
	Exchange Ports - 2-Wire DID Port			UEPPX	UEPD1	7.06	225.55	87.21	113.08	14.38		15.69			
<b>NONRECURRING CHARGES - CURRENTLY COMBINED</b>															
	2-Wire Voice Grade Loop / 2-Wire DID Trunk Port Combination - Switch-as-is			UEPPX	USAC1		7.32	1.87				15.69			
	2-Wire Voice Grade Loop / 2-Wire DID Trunk Port Conversion with BellSouth Allowable Changes			UEPPX	USA1C		7.32	1.87				15.69			
<b>ADDITIONAL NRCs</b>															
	2-Wire DID Subsequent Activity - Add Trunks, Per Trunk			UEPPX	USAS1		26.84					15.69			
<b>Telephone Number/Trunk Group Establishment Charges</b>															
	DID Trunk Termination (One Per Port)			UEPPX	NDT	0.00	0.00	0.00				15.69			
	DID Numbers, Establish Trunk Group and Provide First Group of 20 DID Numbers			UEPPX	NDZ	0.00	0.00	0.00				15.69			
	Additional DID Numbers for each Group of 20 DID Numbers			UEPPX	ND4	0.00	0.00	0.00				15.69			
	DID Numbers, Non-consecutive DID Numbers, Per Number			UEPPX	ND5	0.00	0.00	0.00				15.69			
	Reserve Non-Consecutive DID numbers			UEPPX	ND6	0.00	0.00	0.00				15.69			
	Reserve DID Numbers			UEPPX	NDV	0.00	0.00	0.00				15.69			
<b>LOCAL NUMBER PORTABILITY</b>															
	Local Number Portability (1 per port)			UEPPX	LNPCP	3.15	0.00	0.00							

UNBUNDLED NETWORK ELEMENTS - South Carolina							Attachment: 2		Exhibit: B			
CATEGORY	RATE ELEMENTS	Interim	Zone	BCS	USOC	RATES (\$)	Svc Order Submitted Elec per LSR	Svc Order Submitted Manually per LSR	Incremental Charge - Manual Svc Order vs. Electronic-1st	Incremental Charge - Manual Svc Order vs. Electronic-Add'l	Incremental Charge - Manual Svc Order vs. Electronic-Disc 1st	Incremental Charge - Manual Svc Order vs. Electronic-Disc Add'l
<b>2-WIRE ISDN DIGITAL GRADE LOOP WITH 2-WIRE ISDN DIGITAL LINE SIDE PORT</b>												
<b>UNE Port/Loop Combination Rates</b>												
	2W ISDN Digital Grade Loop/2W ISDN Digital Line Side Port - UNE Zone 1		1	UEPPB UEPPR		30.86						
	2W ISDN Digital Grade Loop/2W ISDN Digital Line Side Port - UNE Zone 2		2	UEPPB UEPPR		38.60						
	2W ISDN Digital Grade Loop/2W ISDN Digital Line Side Port - UNE Zone 3		3	UEPPB UEPPR		44.23						
<b>UNE Loop Rates</b>												
	2-Wire ISDN Digital Grade Loop - UNE Zone 1		1	UEPPB UEPPR USL2X		21.90				15.69		
	2-Wire ISDN Digital Grade Loop - UNE Zone 2		2	UEPPB UEPPR USL2X		29.64				15.69		
	2-Wire ISDN Digital Grade Loop - UNE Zone 3		3	UEPPB UEPPR USL2X		35.27				15.69		
<b>UNE Port Rate</b>												
	Exchange Port - 2-Wire ISDN Line Side Port			UEPPB UEPPR UEPPB		8.96	190.51	133.14	100.95	21.37	15.69	
<b>NONRECURRING CHARGES - CURRENTLY COMBINED</b>												
	2-Wire ISDN Digital Grade Loop / 2-Wire ISDN Line Side Port Combination - Conversion			UEPPB UEPPR USACB		0.00	38.59	27.08			15.69	
<b>ADDITIONAL NRCs</b>												
<b>LOCAL NUMBER PORTABILITY</b>												
	Local Number Portability (1 per port)			UEPPB UEPPR LNPCX		0.35	0.00	0.00				
<b>B-CHANNEL USER PROFILE ACCESS:</b>												
	CVS/CSD (DMS/5ESS)			UEPPB UEPPR U1UCA		0.00	0.00	0.00				
	CVS (EWSD)			UEPPB UEPPR U1UCB		0.00	0.00	0.00				
	CSD			UEPPB UEPPR U1UCC		0.00	0.00	0.00				
<b>B-CHANNEL AREA PLUS USER PROFILE ACCESS: (AL,KY,LA,MS SC,MS, &amp; TN)</b>												
	CVS/CSD (DMS/5ESS)			UEPPB UEPPR U1UCD		0.00	0.00	0.00				
	CVS (EWSD)			UEPPB UEPPR U1UCE		0.00	0.00	0.00				
	CSD			UEPPB UEPPR U1UCF		0.00	0.00	0.00				
<b>USER TERMINAL PROFILE</b>												
	User Terminal Profile (EWSD only)			UEPPB UEPPR U1UMA		0.00	0.00	0.00				
<b>VERTICAL FEATURES</b>												
	All Vertical Features - One per Channel B User Profile			UEPPB UEPPR UEPVF		3.04	0.00	0.00			15.69	
<b>INTEROFFICE CHANNEL MILEAGE</b>												
	Interoffice Channel mileage each, including first mile and facilities termination			UEPPB UEPPR M1GNC		24.30	40.63	27.47	16.77	6.91	15.69	
	Interoffice Channel mileage each, additional mile			UEPPB UEPPR M1GNM		0.0167	0.00	0.00				
<b>4-WIRE DS1 DIGITAL LOOP WITH 4-WIRE ISDN DS1 DIGITAL TRUNK PORT</b>												
<b>UNE Port/Loop Combination Rates</b>												
	4W DS1 Digital Loop/4W ISDN DS1 Digital Trunk Port - UNE Zone 1		1	UEPPP		176.82						
	4W DS1 Digital Loop/4W ISDN DS1 Digital Trunk Port - UNE Zone 2		2	UEPPP		241.38						
	4W DS1 Digital Loop/4W ISDN DS1 Digital Trunk Port - UNE Zone 3		3	UEPPP		347.84						
<b>UNE Loop Rates</b>												
	4-Wire DS1 Digital Loop - UNE Zone 1		1	UEPPP USL4P		90.87					15.69	
	4-Wire DS1 Digital Loop - UNE Zone 2		2	UEPPP USL4P		155.43					15.69	
	4-Wire DS1 Digital Loop - UNE Zone 3		3	UEPPP USL4P		261.89					15.69	
<b>UNE Port Rate</b>												
	Exchange Ports - 4-Wire ISDN DS1 Port			UEPPP UEPPP		85.95	457.30	259.67	124.15	31.83	15.69	
<b>NONRECURRING CHARGES - CURRENTLY COMBINED</b>												
	4-Wire DS1 Digital Loop / 4-Wire ISDN DS1 Digital Trunk Port Combination - Conversion -Switch-as-is			UEPPP USACP		0.00	119.34	78.73			15.69	
<b>ADDITIONAL NRCs</b>												
	4-Wire DS1 Loop/4-W ISDN Digtl Trk Port - Subsqt Actvy-Inward/two way Tel Nos. (except NC)			UEPPP PR7TF			0.49	0.49			15.69	
	4-Wire DS1 Loop / 4-Wire ISDN DS1 Digital Trunk Port - Outward Tel Numbers (All States except NC)			UEPPP PR7TO			11.54	11.54			15.69	

UNBUNDLED NETWORK ELEMENTS - South Carolina

CATEGORY	RATE ELEMENTS	Interim	Zone	BCS	USOC	RATES (\$)	Svc Order Submitted Elec per LSR	Svc Order Submitted Manually per LSR	Attachment: 2		Exhibit: B					
									Incremental Charge - Manual Svc Order vs. Electronic-1st	Incremental Charge - Manual Svc Order vs. Electronic-Add'l	Incremental Charge - Manual Svc Order vs. Electronic-Disc 1st	Incremental Charge - Manual Svc Order vs. Electronic-Disc Add'l				
									Rec	Nonrecurring		Nonrecurring Disconnect		OSS Rates (\$)		
						First	Add'l	First	Add'l	SOMEc	SOMAN	SOMAN	SOMAN	SOMAN	SOMAN	
	4-Wire DS1 Loop / 4-Wire ISDN DS1 Digital Trk Port - Subsequent Inward Tel Numbers			UEPPP	PR7ZT		23.07	23.07					15.69			
<b>LOCAL NUMBER PORTABILITY</b>																
	Local Number Portability (1 per port)			UEPPP	LNPCN	1.75										
	Voice/Data			UEPPP	PR71V	0.00	0.00	0.00								
	Digital Data			UEPPP	PR71D	0.00	0.00	0.00								
	Inward Data			UEPPP	PR71E	0.00	0.00	0.00								
<b>New or Additional "B" Channel</b>																
	New or Additional - Voice/Data B Channel			UEPPP	PR7BV	0.00	14.56						15.69			
	New or Additional - Digital Data B Channel			UEPPP	PR7BF	0.00	14.56						15.69			
	New or Additional Inward Data B Channel			UEPPP	PR7BD	0.00	14.56						15.69			
<b>CALL TYPES</b>																
	Inward			UEPPP	PR7C1	0.00	0.00	0.00								
	Outward			UEPPP	PR7C0	0.00	0.00	0.00								
	Two-way			UEPPP	PR7CC	0.00	0.00	0.00								
<b>Interoffice Channel Mileage</b>																
	Fixed Each Including First Mile			UEPPP	1LN1A	77.4815	89.47	81.99	16.39	14.48			15.69			
	Each Airline-Fractional Additional Mile			UEPPP	1LN1B	0.3415										
<b>4-WIRE DS1 DIGITAL LOOP WITH 4-WIRE DDITS TRUNK PORT</b>																
<b>UNE Port/Loop Combination Rates</b>																
	4W DS1 Digital Loop/4W DDITS Trunk Port - UNE Zone 1		1	UEPDC		149.77										
	4W DS1 Digital Loop/4W DDITS Trunk Port - UNE Zone 2		2	UEPDC		214.33										
	4W DS1 Digital Loop/4W DDITS Trunk Port - UNE Zone 3		3	UEPDC		320.78										
<b>UNE Loop Rates</b>																
	4-Wire DS1 Digital Loop - UNE Zone 1		1	UEPDC	USLDC	90.87							15.69			
	4-Wire DS1 Digital Loop - UNE Zone 2		2	UEPDC	USLDC	155.43							15.69			
	4-Wire DS1 Digital Loop - UNE Zone 3		3	UEPDC	USLDC	261.89							15.69			
<b>UNE Port Rate</b>																
	4-Wire DDITS Digital Trunk Port			UEPDC	UDD1T	58.90	455.50	253.79	117.55	14.20			15.69			
<b>NONRECURRING CHARGES - CURRENTLY COMBINED</b>																
	4-Wire DS1 Digital Loop / 4-Wire DDITS Trunk Port Combination - Switch-as-is			UEPDC	USAC4		129.78	67.17					15.69			
	4-Wire DS1 Digital Loop / 4-Wire DDITS Trunk Port Combination - Conversion with DS1 Changes			UEPDC	USAWA		129.78	67.17					15.69			
	4-Wire DS1 Digital Loop / 4-Wire DDITS Trunk Port Combination - Conversion with Change - Trunk			UEPDC	USAWB		129.78	67.17					15.69			
<b>ADDITIONAL NRCS</b>																
	4-Wire DS1 Loop / 4-Wire DDITS Trunk Port - Subsequent Channel Activation/Chan - 1-Way Outward Trunk			UEPDC	UDTTB		14.51	14.51					15.69			
	4-Wire DS1 Loop / 4-Wire DDITS Trunk Port - Subsqt Channel Activation/Chan Inward Trunk w/out DID			UEPDC	UDTTC		14.51	14.51					15.69			
	4-Wire DS1 Loop / 4-Wire DDITS Trunk Port - Subsqt Chan Activation Per Chan - Inward Trunk with DID			UEPDC	UDTTD		14.51	14.51					15.69			
	4-Wire DS1 Loop / 4-Wire DDITS Trunk Port - Subsqt Chan Activation / Chan - 2-Way DID w User Trans			UEPDC	UDTTE		14.51	14.51					15.69			
<b>BIPOLAR 8 ZERO SUBSTITUTION</b>																
	B8ZS -Superframe Format			UEPDC	CCOSF		0.00	605.00					15.69			
	B8ZS - Extended Superframe Format			UEPDC	CCOEF		0.00	605.00					15.69			
<b>Alternate Mark Inversion</b>																
	AMI -Superframe Format			UEPDC	MCOSE		0.00	0.00								
	AMI - Extended SuperFrame Format			UEPDC	MCOPO		0.00	0.00								
<b>Telephone Number/Trunk Group Establishment Charges</b>																
	Telephone Number for 2-Way Trunk Group			UEPDC	UDTGX	0.00							15.69			
	Telephone Number for 1-Way Outward Trunk Group			UEPDC	UDTGY	0.00							15.69			
	Telephone Number for 1-Way Inward Trunk Group Without DID			UEPDC	UDTGZ	0.00							15.69			
	DID Numbers, Establish Trunk Group and Provide First Group of 20 DID Numbers			UEPDC	NDZ	0.00	0.00	0.00					15.69			
	DID Numbers for each Group of 20 DID Numbers			UEPDC	ND4	0.00							15.69			
	DID Numbers, Non- consecutive DID Numbers , Per Number			UEPDC	ND5	0.00	0.00	0.00					15.69			



UNBUNDLED NETWORK ELEMENTS - South Carolina											Attachment: 2		Exhibit: B					
CATEGORY	RATE ELEMENTS	Interim	Zone	BCS	USOC	RATES (\$)	Svc Order Submitted Elec per LSR	Svc Order Submitted Manually per LSR	Incremental Charge - Manual Svc Order vs. Electronic-1st	Incremental Charge - Manual Svc Order vs. Electronic-Add'l	Incremental Charge - Manual Svc Order vs. Electronic-Disc 1st	Incremental Charge - Manual Svc Order vs. Electronic-Disc Add'l	OSS Rates (\$)					
													Rec	Nonrecurring		Nonrecurring Disconnect		SOMEK
							First	Add'l	First	Add'l								
	Reserve Non-Consecutive DID Nos.			UEPDC	ND6	0.00	0.00	0.00					15.69					
	Reserve DID Numbers			UEPDC	NDV	0.00	0.00	0.00					15.69					
<b>Dedicated DS1 (Interoffice Channel Mileage) - FX/FCO for 4-Wire DS1 Digital Loop with 4-Wire DDITS Trunk Port</b>																		
	Interoffice Channel Mileage - Fixed rate 0-8 miles (Facilities Termination)			UEPDC	1LNO1	77.14	89.47	81.99	16.39	14.48			15.69					
	Interoffice Channel Mileage - Additional rate per mile - 0-8 miles			UEPDC	1LNOA	0.3415	0.00	0.00										
	Interoffice Channel Mileage - Fixed rate 9-25 miles (Facilities Termination)			UEPDC	1LNO2	0.00	0.00	0.00										
	Interoffice Channel Mileage - Additional rate per mile - 9-25 miles			UEPDC	1LNOB	0.3415	0.00	0.00										
	Interoffice Channel Mileage - Fixed rate 25+ miles (Facilities Termination)			UEPDC	1LNO3	0.00	0.00	0.00										
	Interoffice Channel Mileage - Additional rate per mile - 25+ miles			UEPDC	1LNOC	0.3415	0.00	0.00										
	Local Number Portability, per DS0 Activated			UEPDC	LNPCP	3.15	0.00	0.00										
	Central Office Terminating Point			UEPDC	CTG	0.00												
<b>4-WIRE DS1 LOOP WITH CHANNELIZATION WITH PORT</b>																		
<b>System is 1 DS1 Loop, 1 D4 Channel Bank, and up to 24 Feature Activations</b>																		
<b>Each System can have up to 24 combinations of rates depending on type and number of ports used</b>																		
<b>UNE DS1 Loop</b>																		
	4-Wire DS1 Loop - UNE Zone 1		1	UEPMG	USLDC	90.87	0.00	0.00										
	4-Wire DS1 Loop - UNE Zone 2		2	UEPMG	USLDC	155.43	0.00	0.00										
	4-Wire DS1 Loop - UNE Zone 3		3	UEPMG	USLDC	261.89	0.00	0.00										
<b>UNE DSO Channelization Capacities (D4 Channel Bank Configurations)</b>																		
	24 DSO Channel Capacity - 1 per DS1			UEPMG	VUM24	82.78	0.00	0.00					15.69					
	48 DSO Channel Capacity - 1 per 2 DS1s			UEPMG	VUM48	165.56	0.00	0.00					15.69					
	96 DSO Channel Capacity -1per 4 DS1s			UEPMG	VUM96	331.12	0.00	0.00					15.69					
	144 DSO Channel Capacity - 1 per 6 DS1s			UEPMG	VUM14	496.68	0.00	0.00					15.69					
	192 DSO Channel Capacity -1 per 8 DS1s			UEPMG	VUM19	662.24	0.00	0.00					15.69					
	240 DSO Channel Capacity - 1 per 10 DS1s			UEPMG	VUM20	827.80	0.00	0.00					15.69					
	288 DSO Channel Capacity - 1 per 12 DS1s			UEPMG	VUM28	993.36	0.00	0.00					15.69					
	384 DSO Channel Capacity - 1 per 16 DS1s			UEPMG	VUM38	1,324.48	0.00	0.00					15.69					
	480 DSO Channel Capacity - 1 per 20 DS1s			UEPMG	VUM40	1,655.60	0.00	0.00					15.69					
	576 DSO Channel Capacity -1 per 24 DS1s			UEPMG	VUM57	1,986.72	0.00	0.00					15.69					
	672 DSO Channel Capacity - 1 per 28 DS1s			UEPMG	VUM67	2,317.84	0.00	0.00					15.69					
<b>Non-Recurring Charges (NRC) Associated with 4-Wire DS1 Loop with Channelization with Port - Conversion Charge Based on a System</b>																		
<b>A Minimum System configuration is One (1) DS1, One (1) D4 Channel Bank, and Up To 24 DSO Ports with Feature Activations.</b>																		
<b>Multiples of this configuration functioning as one are considered Add'l after the minimum system configuration is counted.</b>																		
	NRC - Conversion (Currently Combined) with or without BellSouth Allowed Changes			UEPMG	USAC4	0.00	150.81	8.38					15.69					
<b>System Additions at End User Locations Where 4-Wire DS1 Loop with Channelization with Port Combination Currently Exists and New (Not Currently Combined) in all states, except in Density Zone 1 of Top 8 MSA's</b>																		
	1 DS1/D4 Channel Bank - Additionally Add NRC for each Port and Assoc Fea Activation			UEPMG	VUMD4	0.00	717.71	425.81	149.08	17.69			15.69					
<b>Bipolar 8 Zero Substitution</b>																		
	Clear Channel Capability Format, superframe - Subsequent Activity Only			UEPMG	CCOSF	0.00	0.00	605.00										
	Clear Channel Capability Format - Extended Superframe - Subsequent Activity Only			UEPMG	CCOEF	0.00	0.00	605.00										
<b>Alternate Mark Inversion (AMI)</b>																		
	Superframe Format			UEPMG	MCOSF	0.00	0.00	0.00										
	Extended Superframe Format			UEPMG	MCOPO	0.00	0.00	0.00										
<b>Exchange Ports Associated with 4-Wire DS1 Loop with Channelization with Port</b>																		
<b>Exchange Ports</b>																		
	Line Side Combination Channelized PBX Trunk Port - Business			UEPPX	UEPCX	1.13	0.00	0.00	0.00	0.00			15.69					
	Line Side Outward Channelized PBX Trunk Port - Business			UEPPX	UEPOX	1.13	0.00	0.00	0.00	0.00			15.69					

UNBUNDLED NETWORK ELEMENTS - South Carolina							Attachment: 2		Exhibit: B						
CATEGORY	RATE ELEMENTS	Interim	Zone	BCS	USOC	RATES (\$)	Svc Order Submitted Elec per LSR	Svc Order Submitted Manually per LSR	Incremental Charge - Manual Svc Order vs. Electronic-1st	Incremental Charge - Manual Svc Order vs. Electronic-Add'l	Incremental Charge - Manual Svc Order vs. Electronic-Disc 1st	Incremental Charge - Manual Svc Order vs. Electronic-Disc Add'l			
													Rec	Nonrecurring	
										SOMEc	SOMAN	SOMAN	SOMAN	SOMAN	SOMAN
	Line Side Inward Only Channelized PBX Trunk Port without DID			UEPPX	UEP1X	1.13	0.00	0.00	0.00	0.00			15.69		
	2-Wire Trunk Side Unbundled Channelized DID Trunk Port			UEPPX	UEPDM	7.09	0.00	0.00	0.00	0.00			15.69		
<b>Feature Activations - Unbundled Loop Concentration</b>															
	Feature (Service) Activation for each Line Port Terminated in D4 Bank			UEPPX	1PQWM	0.56	25.45	13.44	4.20	4.17			15.69		
	Feature (Service) Activation for each Trunk Port Terminated in D4 Bank			UEPPX	1PQWU	0.56	78.31	18.46	59.37	11.60			15.69		
<b>Telephone Number/ Group Establishment Charges for DID Service</b>															
	DID Trunk Termination (1 per Port)			UEPPX	NDT	0.00	0.00	0.00							
	Estab Trk Grp and Provide 1st 20 DID Nos. (FL,GA, NC,& SC)			UEPPX	NDZ	0.00	0.00	0.00							
	DID Numbers - groups of 20 - Valid all States			UEPPX	ND4	0.00	0.00	0.00							
	Non-Consecutive DID Numbers - per number			UEPPX	ND5	0.00	0.00	0.00							
	Reserve Non-Consecutive DID Numbers			UEPPX	ND6	0.00	0.00	0.00							
	Reserve DID Numbers			UEPPX	NDV	0.00	0.00	0.00							
<b>Local Number Portability</b>															
	Local Number Portability - 1 per port			UEPPX	LNPCP	3.15	0.00	0.00							
<b>FEATURES - Vertical and Optional</b>															
<b>Local Switching Features Offered with Line Side Ports Only</b>															
	All Features Available			UEPPX	UEPVF	3.04	0.00	0.00					15.69		
<b>UNBUNDLED PORT LOOP COMBINATIONS - MARKET RATES</b>															
Market Rates shall apply where BellSouth is not required to provide unbundled local switching or switch ports per FCC and/or State Commission rules.															
This includes:															
Unbundled port/loop combinations that are Currently Combined or Not Currently Combined in Zone 1 of the Top 8 MSAs in BellSouth's region for end users with 4 or more DS0 equivalent lines.															
The Top 8 MSAs in BellSouth's region are: FL (Orlando, Ft. Lauderdale, Miami); GA (Atlanta); LA (New Orleans); NC (Greensboro-Winston Salem-Highpoint/Charlotte-Gastonia-Rock Hill); TN (Nashville).															
BellSouth currently is developing the billing capability to mechanically bill the recurring and non-recurring Market Rates in this section except for nonrecurring charges for not currently combined in FL and NC. In the interim where BellSouth cannot bill Market Rates, BellSouth shall bill the rates in the Cost-Based section preceding in lieu of the Market Rates and reserves the right to true-up the billing difference.															
The Market Rate for unbundled ports includes all available features in all states.															
End Office and Tandem Switching Usage and Common Transport Usage rates in the Port section of this rate exhibit shall apply to all combinations of loop/port network elements except for UNE Coin Port/Loop Combinations which have a flat rate usage charge (USOC: URECU).															
For Not Currently Combined scenarios the Nonrecurring charges are listed in the First and Additional NRC columns for each Port USOC. For Currently Combined scenarios, the Nonrecurring charges are listed in the NRC - Currently Combined section.															
Additional NRCs may apply also and are categorized accordingly.															
<b>2-WIRE VOICE GRADE LOOP WITH 2-WIRE LINE PORT (RES)</b>															
<b>UNE Port/Loop Combination Rates</b>															
	2-Wire VG Loop/Port Combo - Zone 1		1			27.76									
	2-Wire VG Loop/Port Combo - Zone 2		2			34.38									
	2-Wire VG Loop/Port Combo - Zone 3		3			40.04									
<b>UNE Loop Rates</b>															
	2-Wire Voice Grade Loop (SL1) - Zone 1		1	UEPRX	UEPLX	13.76									
	2-Wire Voice Grade Loop (SL1) - Zone 2		2	UEPRX	UEPLX	20.38									
	2-Wire Voice Grade Loop (SL1) - Zone 3		3	UEPRX	UEPLX	26.04									
<b>2-Wire Voice Grade Line Port (Res)</b>															
	2-Wire voice unbundled port - residence			UEPRX	UEPRL	14.00	90.00	90.00					15.69		
	2-Wire voice unbundled port with Caller ID - res			UEPRX	UEPRC	14.00	90.00	90.00					15.69		
	2-Wire voice unbundled port outgoing only - res			UEPRX	UEPRO	14.00	90.00	90.00					15.69		
	2-Wire voice unbundles res, low usage line port with Caller ID (LUM)			UEPRX	UEPAP	14.00	90.00	90.00					15.69		
	2-Wire voice unbundled Low Usage Line Port without Caller ID Capability			UEPRX	UEPRT	14.00	90.00	90.00					15.69		
	2-Wire Voice Unbundled South Carolina Residence Dialing Plan without Caller ID			UEPRX	UEPWL	14.00	90.00	90.00					15.69		
	2-Wire voice unbundled South Carolina Area Calling Port without Caller ID Capability			UEPRX	UEPRS	14.00	90.00	90.00					15.69		
<b>LOCAL NUMBER PORTABILITY</b>															
	Local Number Portability (1 per port)			UEPRX	LNPCX	0.35									
<b>FEATURES</b>															
	All Features Offered			UEPRX	UEPVF	0.00	0.00	0.00					15.69		
<b>ADDITIONAL NRCs</b>															

UNBUNDLED NETWORK ELEMENTS - South Carolina							Attachment: 2		Exhibit: B			
CATEGORY	RATE ELEMENTS	Interim	Zone	BCS	USOC	RATES (\$)	Svc Order Submitted Elec per LSR	Svc Order Submitted Manually per LSR	Incremental Charge - Manual Svc Order vs. Electronic-1st	Incremental Charge - Manual Svc Order vs. Electronic-Add'l	Incremental Charge - Manual Svc Order vs. Electronic-Disc 1st	Incremental Charge - Manual Svc Order vs. Electronic-Disc Add'l
	NRC - 2-Wire Voice Grade Loop/Line Port Combination - Subsequent			UEPRX	USAS2							15.69
	<b>2-WIRE VOICE GRADE LOOP WITH 2-WIRE LINE PORT (BUS)</b>											
	<b>UNE Port/Loop Combination Rates</b>											
	2-Wire VG Loop/Port Combo - Zone 1		1			27.76						
	2-Wire VG Loop/Port Combo - Zone 2		2			34.38						
	2-Wire VG Loop/Port Combo - Zone 3		3			40.04						
	<b>UNE Loop Rates</b>											
	2-Wire Voice Grade Loop (SL1) - Zone 1		1	UEPBX	UEPLX	13.76						
	2-Wire Voice Grade Loop (SL1) - Zone 2		2	UEPBX	UEPLX	20.38						
	2-Wire Voice Grade Loop (SL1) - Zone 3		3	UEPBX	UEPLX	26.04						
	<b>2-Wire Voice Grade Line Port (Bus)</b>											
	2-Wire voice unbundled port without Caller ID - bus			UEPBX	UEPBL	14.00	90.00	90.00				15.69
	2-Wire voice unbundled port with Caller + E484 ID - bus			UEPBX	UEPBC	14.00	90.00	90.00				15.69
	2-Wire voice unbundled port outgoing only - bus			UEPBX	UEPBO	14.00	90.00	90.00				15.69
	2-Wire voice Grade unbundled South Carolina extended local dialing parity port with Caller ID - bus			UEPBX	UEPAZ	14.00	90.00	90.00				15.69
	2-Wire voice unbundled South Carolina Bus Area Calling Port with Caller ID (LMB)			UEPBX	UEPAB	14.00	90.00	90.00				15.69
	2-Wire voice unbundled Incoming Only Port without Caller ID Capability			UEPBX	UEPBE	14.00	90.00	90.00				15.69
	2-Wire Voice Unbundled South Carolina Business Dialing Plan without Caller ID			UEPBX	UEPWM	14.00	90.00	90.00				15.69
	2-Wire voice unbundled South Carolina Business Area Calling Port without Caller ID Capability			UEPBX	UEPBB	14.00	90.00	90.00				15.69
	<b>LOCAL NUMBER PORTABILITY</b>											
	Local Number Portability (1 per port)			UEPBX	LNPCX	0.35						
	<b>FEATURES</b>											
	All Features Offered			UEPBX	UEPVF	0.00	0.00	0.00				15.69
	<b>ADDITIONAL NRCs</b>											
	NRC - 2-Wire Voice Grade Loop/Line Port Combination - Subsequent			UEPBX	USAS2		0.00	0.00				15.69
	<b>2-WIRE VOICE GRADE LOOP WITH 2-WIRE LINE PORT (RES - PBX)</b>											
	<b>UNE Port/Loop Combination Rates</b>											
	2-Wire VG Loop/Port Combo - Zone 1		1			27.76						
	2-Wire VG Loop/Port Combo - Zone 2		2			34.38						
	2-Wire VG Loop/Port Combo - Zone 3		3			40.04						
	<b>UNE Loop Rates</b>											
	2-Wire Voice Grade Loop (SL1) - Zone 1		1	UEPRG	UEPLX	13.76						
	2-Wire Voice Grade Loop (SL1) - Zone 2		2	UEPRG	UEPLX	20.38						
	2-Wire Voice Grade Loop (SL1) - Zone 3		3	UEPRG	UEPLX	26.04						
	<b>2-Wire Voice Grade Line Port Rates (RES - PBX)</b>											
	2-Wire VG Unbundled Combination 2-Way PBX Trunk Port - Res			UEPRG	UEPRD	14.00	90.00	90.00				15.69
	<b>LOCAL NUMBER PORTABILITY</b>											
	Local Number Portability (1 per port)			UEPRG	LNPCP	3.15	0.00	0.00				
	<b>FEATURES</b>											
	All Features Offered			UEPRG	UEPVF	0.00	0.00	0.00				15.69
	<b>NONRECURRING CHARGES - CURRENTLY COMBINED</b>											
	<b>ADDITIONAL NRCs</b>											
	2 Wire Loop/Line Side Port Combination - Non feature - Subsequent Activity- Nonrecurring						0.00	0.00				15.69
	PBX Subsequent Activity - Change/Rearrange Multiline Hunt Group						14.64	14.64				15.69
	<b>2-WIRE VOICE GRADE LOOP WITH 2-WIRE LINE PORT (BUS - PBX)</b>											
	<b>UNE Port/Loop Combination Rates</b>											
	2-Wire VG Loop/Port Combo - Zone 1		1			27.76						
	2-Wire VG Loop/Port Combo - Zone 2		2			34.38						
	2-Wire VG Loop/Port Combo - Zone 3		3			40.04						

**UNBUNDLED NETWORK ELEMENTS - South Carolina**

UNBUNDLED NETWORK ELEMENTS - South Carolina										Attachment: 2		Exhibit: B			
CATEGORY	RATE ELEMENTS	Interim	Zone	BCS	USOC	RATES (\$)	Svc Order Submitted Elec per LSR	Svc Order Submitted Manually per LSR	Incremental Charge - Manual Svc Order vs. Electronic-1st	Incremental Charge - Manual Svc Order vs. Electronic-Add'l	Incremental Charge - Manual Svc Order vs. Electronic-Disc 1st	Incremental Charge - Manual Svc Order vs. Electronic-Disc Add'l			
													Rec	Nonrecurring	
						First	Add'l	First	Add'l	SOME C	SOMAN	SOMAN	SOMAN	SOMAN	SOMAN
<b>UNE Loop Rates</b>															
	2-Wire Voice Grade Loop (SL1) - Zone 1		1	UEPPX	UEPLX	13.76									
	2-Wire Voice Grade Loop (SL1) - Zone 2		2	UEPPX	UEPLX	20.38									
	2-Wire Voice Grade Loop (SL1) - Zone 3		3	UEPPX	UEPLX	26.04									
<b>2-Wire Voice Grade Line Port Rates (BUS - PBX)</b>															
	Line Side Unbundled Combination 2-Way PBX Trunk Port - Bus			UEPPX	UEPPC	14.00		90.00	90.00						15.69
	Line Side Unbundled Outward PBX Trunk Port - Bus			UEPPX	UEPPO	14.00		90.00	90.00						15.69
	Line Side Unbundled Incoming PBX Trunk Port - Bus			UEPPX	UEPP1	14.00		90.00	90.00						15.69
	2-Wire Voice Unbundled PBX LD Terminal Ports			UEPPX	UEPLD	14.00		90.00	90.00						15.69
	2-Wire Voice Unbundled 2-Way Combination PBX Usage Port			UEPPX	UEPXA	14.00		90.00	90.00						15.69
	2-Wire Voice Unbundled PBX Toll Terminal Hotel Ports			UEPPX	UEPXB	14.00		90.00	90.00						15.69
	2-Wire Voice Unbundled PBX LD DDD Terminals Port			UEPPX	UEPXC	14.00		90.00	90.00						15.69
	2-Wire Voice Unbundled PBX LD Terminal Switchboard Port			UEPPX	UEPXD	14.00		90.00	90.00						15.69
	2-Wire Voice Unbundled PBX LD Terminal Switchboard IDD Capable Port			UEPPX	UEPXE	14.00		90.00	90.00						15.69
	2-Wire Voice Unbundled 2-Way PBX Hotel/Hospital Economy Administrative Calling Port			UEPPX	UEPXL	14.00		90.00	90.00						15.69
	2-Wire Voice Unbundled 2-Way PBX Hotel/Hospital Economy Room Calling Port			UEPPX	UEPXM	14.00		90.00	90.00						15.69
	2-Wire Voice Unbundled 1-Way Outgoing PBX Hotel/Hospital Discount Room Calling Port			UEPPX	UEPXO	14.00		90.00	90.00						15.69
	2-Wire Voice Unbundled 1-Way Outgoing PBX Measured Port			UEPPX	UEPXS	14.00		90.00	90.00						15.69
<b>LOCAL NUMBER PORTABILITY</b>															
	Local Number Portability (1 per port)			UEPPX	LNPCP	3.15		0.00	0.00						
<b>FEATURES</b>															
	All Features Offered			UEPPX	UEPVF	0.00		0.00	0.00						15.69
<b>NONRECURRING CHARGES - CURRENTLY COMBINED</b>															
<b>ADDITIONAL NRCs</b>															
	2-Wire Voice Grade Loop/ Line Port Combination - Subsequent 2 Wire Loop/Line Side Port Combination - Non feature - Subsequent Activity- Nonrecurring			UEPPX	USAS2			0.00	0.00						15.69
	PBX Subsequent Activity - Change/Rearrange Multiline Hunt Group							7.34	7.34						15.69
<b>2-WIRE VOICE GRADE LOOP WITH 2-WIRE ANALOG LINE COIN PORT</b>															
<b>UNE Port/Loop Combination Rates</b>															
	2-Wire VG Coin Port/Loop Combo - Zone 1		1			27.76									
	2-Wire VG Coin Port/Loop Combo - Zone 2		2			34.38									
	2-Wire VG Coin Port/Loop Combo - Zone 3		3			40.04									
<b>UNE Loop Rates</b>															
	2-Wire Voice Grade Loop (SL1) - Zone 1		1	UEPCO	UEPLX	13.76									
	2-Wire Voice Grade Loop (SL1) - Zone 2		2	UEPCO	UEPLX	20.38									
	2-Wire Voice Grade Loop (SL1) - Zone 3		3	UEPCO	UEPLX	26.04									
<b>2-Wire Voice Grade Line Port Rates (Coin)</b>															
	2-Wire Coin 2-Way without Operator Screening and without Blocking (SC)			UEPCO	UEPSD	14.00		90.00	90.00						15.69
	2-Wire Coin 2-Way with Operator Screening and Blocking: 011, 900/976, 1+DDD (AL, KY, LA, MS, SC)			UEPCO	UEPRA	14.00		90.00	90.00						15.69
	2-Wire Coin 2-Way with Operator Screening and Blocking: 011, 900/976, 1+DDD (SC)			UEPCO	UEPSA	14.00		90.00	90.00						15.69
	2-Wire Coin 2-Way with Operator Screening and 011 Blocking (SC)			UEPCO	UEPSH	14.00		90.00	90.00						15.69
	2-Wire Coin 2-Way with Operator Screening and 011 Blocking; with Dialing Parity (SC)			UEPCO	UEPSC	14.00		90.00	90.00						15.69
	2-Wire Coin 2-Way with Operator Screening and Blocking: 900/976, 1+DDD, 011+, and Local (SC)			UEPCO	UEPCC	14.00		90.00	90.00						15.69
	2-Wire Coin 2-W Oper Screen & Blocking: 900/976, 1+DDD, 011+ & Local; Enhanced Calling OPT 3YV (SC)			UEPCO	UEPCE	14.00		90.00	90.00						15.69

UNBUNDLED NETWORK ELEMENTS - South Carolina							Attachment: 2		Exhibit: B							
CATEGORY	RATE ELEMENTS	Interim	Zone	BCS	USOC	RATES (\$)	Svc Order Submitted Elec per LSR	Svc Order Submitted Manually per LSR	Incremental Charge - Manual Svc Order vs. Electronic-1st	Incremental Charge - Manual Svc Order vs. Electronic-Add'l	Incremental Charge - Manual Svc Order vs. Electronic-Disc 1st	Incremental Charge - Manual Svc Order vs. Electronic-Disc Add'l				
							Rec	Nonrecurring		Nonrecurring Disconnect		OSS Rates (\$)				
							First	Add'l	First	Add'l	SOMEC	SOMAN	SOMAN	SOMAN	SOMAN	SOMAN
	2-Wire Coin 2-W Oper Screen & Block: 900/976, 1+DDD, 011+, & Local; Enhanced Calling OPT AP7 (SC)			UEPCO	UEPCF	14.00	90.00	90.00				15.69				
	2-Wire Coin Outward without Blocking and without Operator Screening (SC)			UEPCO	UEPSG	14.00	90.00	90.00				15.69				
	2-Wire Coin Outward with Operator Screening and 011 Blocking (SC)			UEPCO	UEPSF	14.00	90.00	90.00				15.69				
	2-Wire Coin Outward with Operator Screening and Blocking: 011, 900/976, 1+DDD (SC)			UEPCO	UEPSJ	14.00	90.00	90.00				15.69				
	2-Wire Coin Outward with Operator Screening and Blocking: 900/976, 1+DDD, 011+, and Local (SC)			UEPCO	UEPCM	14.00	90.00	90.00				15.69				
	2-Wire Coin Out Oper Screen & Block: 900/976, 1+DDD, 011+, & Local ; w/ Enhanced Call OPT 3YW (SC)			UEPCO	UEPCP	14.00	90.00	90.00				15.69				
<b>LOCAL NUMBER PORTABILITY</b>																
	Local Number Portability (1 per port)			UEPCO	LNPCX	0.35										
<b>ADDITIONAL NRCs</b>																
	2-Wire Voice Grade Loop/ Line Port Combination - Subsequent			UEPCO	USAS2		0.00	0.00				15.69				
<b>UNBUNDLED PORT/LOOP COMBINATIONS - MARKET BASED RATES</b>																
<b>2-WIRE VOICE GRADE LOOP- BUS ONLY - WITH 2-WIRE DID TRUNK PORT</b>																
	2-Wire VG Loop/2-Wire DID Trunk Port Combo - UNE Zone 1		1			73.68										
	2-Wire VG Loop/2-Wire DID Trunk Port Combo - UNE Zone 2		2			80.13										
	2-Wire VG Loop/2-Wire DID Trunk Port Combo - UNE Zone 3		3			85.46										
<b>UNE Loop Rates</b>																
	2-Wire Analog Voice Grade Loop - (SL2) - UNE Zone 1		1	UEPPX	UECD1	16.68										
	2-Wire Analog Voice Grade Loop - (SL2) - UNE Zone 2		2	UEPPX	UECD1	23.13										
	2-Wire Analog Voice Grade Loop - (SL2) - UNE Zone 3		3	UEPPX	UECD1	28.46										
<b>UNE Port Rate</b>																
	Exchange Ports - 2-Wire DID Port			UEPPX	UEPD1	57.00	600.00	75.00				15.69				
<b>NONRECURRING CHARGES - CURRENTLY COMBINED</b>																
	2-Wire Voice Grade Loop / 2-Wire DID Trunk Port Combination - Switch-As-Is Top 8 MSAs only			UEPPX	USAC1		125.00	75.00				15.69				
	2-Wire Voice Grade Loop / 2-Wire DID Trunk Port Conversion with BellSouth Allowable Changes Top 8 MSAs only			UEPPX	USA1C		125.00	75.00				15.69				
<b>ADDITIONAL NRCs</b>																
	2-Wire DID Subsequent Activity - Add Trunks, Per Trunk			UEPPX	USAS1		53.68					15.69				
<b>Telephone Number/Trunk Group Establishment Charges</b>																
	DID Trunk Termination (One Per Port)			UEPPX	NDT	0.00	0.00	0.00								
	DID Numbers, Establish Trunk Group and Provide First Group of 20 DID Numbers			UEPPX	NDZ	0.00	0.00	0.00								
	Additional DID Numbers for each Group of 20 DID Numbers			UEPPX	ND4	0.00	0.00	0.00								
	DID Numbers, Non- consecutive DID Numbers , Per Number			UEPPX	ND5	0.00	0.00	0.00								
	Reserve Non-Consecutive DID numbers			UEPPX	ND6	0.00	0.00	0.00								
	Reserve DID Numbers			UEPPX	NDV	0.00	0.00	0.00								
<b>LOCAL NUMBER PORTABILITY</b>																
	Local Number Portability (1 per port)			UEPPX	LNPCP	3.15	0.00	0.00								
<b>2-WIRE ISDN DIGITAL GRADE LOOP WITH 2-WIRE ISDN DIGITAL LINE SIDE PORT</b>																
<b>UNE Port/Loop Combination Rates</b>																
	2W ISDN Digital Grade Loop/2W ISDN Digital Line Side Port - UNE Zone 1		1	UEPPB	UEPPR	76.90										
	2W ISDN Digital Grade Loop/2W ISDN Digital Line Side Port - UNE Zone 2		2	UEPPB	UEPPR	84.64										
	2W ISDN Digital Grade Loop/2W ISDN Digital Line Side Port - UNE Zone 3		3	UEPPB	UEPPR	90.27										
<b>UNE Loop Rates</b>																
	2-Wire ISDN Digital Grade Loop - UNE Zone 1		1	UEPPB	UEPPR	USL2X	21.90									
	2-Wire ISDN Digital Grade Loop - UNE Zone 2		2	UEPPB	UEPPR	USL2X	29.64									
	2-Wire ISDN Digital Grade Loop - UNE Zone 3		3	UEPPB	UEPPR	USL2X	35.27									
<b>UNE Port Rate</b>																

UNBUNDLED NETWORK ELEMENTS - South Carolina										Attachment: 2		Exhibit: B										
CATEGORY	RATE ELEMENTS	Interim	Zone	BCS	USOC	RATES (\$)	Svc Order Submitted Elec per LSR	Svc Order Submitted Manually per LSR	Incremental Charge - Manual Svc Order vs. Electronic-1st	Incremental Charge - Manual Svc Order vs. Electronic-Add'l	Incremental Charge - Manual Svc Order vs. Electronic-Disc 1st	Incremental Charge - Manual Svc Order vs. Electronic-Disc Add'l	OSS Rates (\$)									
													Rec	Nonrecurring First	Nonrecurring Add'l	Nonrecurring Disconnect First	Nonrecurring Disconnect Add'l	SOMEc	SOMAN	SOMAN	SOMAN	SOMAN
	Exchange Port - 2-Wire ISDN Line Side Port			UEPPB	UEPPR	UEPPB	55.00	525.00	400.00			15.69										
<b>NONRECURRING CHARGES - CURRENTLY COMBINED</b>																						
	2-Wire ISDN Digital Grade Loop / 2-Wire ISDN Line Side Port Combination - Conversion - Top 8 MSAs only			UEPPB	UEPPR	USACB	0.00	225.00	225.00			15.69										
<b>ADDITIONAL NRCs</b>																						
<b>LOCAL NUMBER PORTABILITY</b>																						
	Local Number Portability (1 per port)			UEPPB	UEPPR	LNPCX	0.35	0.00	0.00													
<b>B-CHANNEL USER PROFILE ACCESS:</b>																						
	CVS/CSD (DMS/5ESS)			UEPPB	UEPPR	U1UCA	0.00	0.00	0.00													
	CVS (EWSD)			UEPPB	UEPPR	U1UCB	0.00	0.00	0.00													
	CSD			UEPPB	UEPPR	U1UCC	0.00	0.00	0.00													
<b>B-CHANNEL AREA PLUS USER PROFILE ACCESS: (AL,KY,LA,MS SC,MS, &amp; TN)</b>																						
	CVS/CSD (DMS/5ESS)			UEPPB	UEPPR	U1UCD	0.00	0.00	0.00													
	CVS (EWSD)			UEPPB	UEPPR	U1UCE	0.00	0.00	0.00													
	CSD			UEPPB	UEPPR	U1UCF	0.00	0.00	0.00													
<b>USER TERMINAL PROFILE</b>																						
	User Terminal Profile (EWSD only)			UEPPB	UEPPR	U1UMA	0.00	0.00	0.00													
<b>VERTICAL FEATURES</b>																						
	All Vertical Features - One per Channel B User Profile			UEPPB	UEPPR	UEPVF	3.04	0.00	0.00													
<b>INTEROFFICE CHANNEL MILEAGE</b>																						
	Interoffice Channel mileage each, including first mile and facilities termination			UEPPB	UEPPR	M1GNC	24.30	60.00	40.00	25.00	10.00	15.69										
	Interoffice Channel mileage each, additional mile			UEPPB	UEPPR	M1GNM	0.0167	0.00	0.00													
<b>4-WIRE DS1 DIGITAL LOOP WITH 4-WIRE ISDN DS1 DIGITAL TRUNK PORT</b>																						
<b>UNE Port/Loop Combination Rates</b>																						
	4W DS1 Digital Loop/4W ISDN DS1 Digital Trunk Port - UNE Zone 1		1	UEPPP			940.87															
	4W DS1 Digital Loop/4W ISDN DS1 Digital Trunk Port - UNE Zone 2		2	UEPPP			1,005.43															
	4W DS1 Digital Loop/4W ISDN DS1 Digital Trunk Port - UNE Zone 3		3	UEPPP			1,111.89															
<b>UNE Loop Rates</b>																						
	4-Wire DS1 Digital Loop - UNE Zone 1		1	UEPPP		USL4P	90.87					15.69										
	4-Wire DS1 Digital Loop - UNE Zone 2		2	UEPPP		USL4P	155.43					15.69										
	4-Wire DS1 Digital Loop - UNE Zone 3		3	UEPPP		USL4P	261.89					15.69										
<b>UNE Port Rate</b>																						
	Exchange Ports - 4-Wire ISDN DS1 Port			UEPPP		UEPPP	850.00	1,150.00	1,150.00			15.69										
<b>NONRECURRING CHARGES - CURRENTLY COMBINED</b>																						
	4-Wire DS1 Digital Loop / 4-Wire ISDN DS1 Digital Trunk Port Combination - Conversion -Switch-As-Is Top 8 MSAs only			UEPPP		USACP	0.00	950.00	950.00			15.69										
<b>ADDITIONAL NRCs</b>																						
	4-Wire DS1 Loop/4-W ISDN Digtl Trk Port - Subsqct Actvy-Inward/two way Telephone Numbers (except NC)			UEPPP		PR7TF		0.9822				15.69										
	4-Wire DS1 Loop / 4-Wire ISDN DS1 Digital Trunk Port - Outward Tel Numbers (All States except NC)			UEPPP		PR7TO		23.02	23.02			15.69										
	4-Wire DS1 Loop / 4-Wire ISDN DS1 Digital Trk Port - Subsequent Inward Telephone Numbers			UEPPP		PR7ZT		46.05	46.05			15.69										
<b>LOCAL NUMBER PORTABILITY</b>																						
	Local Number Portability (1 per port)			UEPPP		LNPCN	1.75															
<b>INTERFACE (Provisioning Only)</b>																						
	Voice/Data			UEPPP		PR71V	0.00	0.00	0.00													
	Digital Data			UEPPP		PR71D	0.00	0.00	0.00													
	Inward Data			UEPPP		PR71E	0.00	0.00	0.00													
<b>New or Additional "B" Channel</b>																						
	New or Additional - Voice/Data B Channel			UEPPP		PR7BV	0.00	40.00														
	New or Additional - Digital Data B Channel			UEPPP		PR7BF	0.00	40.00														
	New or Additional Inward Data B Channel			UEPPP		PR7BD	0.00	40.00														
<b>CALL TYPES</b>																						
	Inward			UEPPP		PR7C1	0.00	0.00	0.00													

**UNBUNDLED NETWORK ELEMENTS - South Carolina**

UNBUNDLED NETWORK ELEMENTS - South Carolina							Attachment: 2		Exhibit: B						
CATEGORY	RATE ELEMENTS	Interim	Zone	BCS	USOC	RATES (\$)		Svc Order Submitted Elec per LSR	Svc Order Submitted Manually per LSR	Incremental Charge - Manual Svc Order vs. Electronic-1st	Incremental Charge - Manual Svc Order vs. Electronic-Add'l	Incremental Charge - Manual Svc Order vs. Electronic-Disc 1st	Incremental Charge - Manual Svc Order vs. Electronic-Disc Add'l		
						Rec	Nonrecurring							Nonrecurring Disconnect	
						First	Add'l	First	Add'l	SOME C	SOMAN	SOMAN	SOMAN	SOMAN	SOMAN
	Outward			UEPPP	PR7C0	0.00		0.00	0.00						
	Two-way			UEPPP	PR7CC	0.00		0.00	0.00						
	<b>Interoffice Channel Mileage</b>														
	Fixed Each Including First Mile			UEPPP	1LN1A	77.4815		89.47	81.99		16.39	14.48		15.69	
	Each Airline-Fractional Additional Mile			UEPPP	1LN1B	0.3415									
	<b>4-WIRE DS1 DIGITAL LOOP WITH 4-WIRE DDITS TRUNK PORT</b>														
	<b>UNE Port/Loop Combination Rates</b>														
	4W DS1 Digital Loop/4W DDITS Trunk Port - UNE Zone 1		1	UEPDC		840.87									
	4W DS1 Digital Loop/4W DDITS Trunk Port - UNE Zone 2		2	UEPDC		905.43									
	4W DS1 Digital Loop/4W DDITS Trunk Port - UNE Zone 3		3	UEPDC		1,011.89									
	<b>UNE Loop Rates</b>														
	4-Wire DS1 Digital Loop - UNE Zone 1		1	UEPDC	USLDC	90.87									
	4-Wire DS1 Digital Loop - UNE Zone 2		2	UEPDC	USLDC	155.43									
	4-Wire DS1 Digital Loop - UNE Zone 3		3	UEPDC	USLDC	261.89									
	<b>UNE Port Rate</b>														
	4-Wire DDITS Digital Trunk Port			UEPDC	UDD1T	750.00		1,005.07	478.99		213.53	20.94		15.69	
	<b>NONRECURRING CHARGES - CURRENTLY COMBINED</b>														
	4-Wire DS1 Digital Loop / 4-Wire DDITS Trunk Port Combination - Switch-As-Is Top 8 MSAs only			UEPDC	USAC4			259.56	134.33					15.69	
	4-Wire DS1 Digital Loop / 4-Wire DDITS Trunk Port Combination - Conversion with DS1 Changes Top 8 MSAs only			UEPDC	USAWA			259.56	134.33					15.69	
	4-Wire DS1 Digital Loop / 4-Wire DDITS Trunk Port Combination - Conversion with Change - Trunk Top 8 MSAs only			UEPDC	USAWB			259.56	134.33					15.69	
	<b>ADDITIONAL NRCs</b>														
	4-Wire DS1 Loop / 4-Wire DDITS Trunk Port - NRC - Subsequent Channel Activation/Chan - 2-Way Trunk			UEPDC	UDTTA			29.01	29.01					15.69	
	4-Wire DS1 Loop / 4-Wire DDITS Trunk Port - Subsequent Channel Activation/Chan - 1-Way Outward Trunk			UEPDC	UDTTB			29.01	29.01					15.69	
	4-Wire DS1 Loop / 4-Wire DDITS Trunk Port - Subsqnt Channel Activation/Chan Inward Trunk w/out DID			UEPDC	UDTTC			29.01	29.01					15.69	
	4-Wire DS1 Loop / 4-Wire DDITS Trunk Port - Subsqnt Chan Activation Per Chan - Inward Trunk with DID			UEPDC	UDTTD			29.01	29.01					15.69	
	4-Wire DS1 Loop / 4-Wire DDITS Trunk Port - Subsqnt Chan Activation / Chan - 2-Way DID w User Trans			UEPDC	UDTTE			29.01	29.01					15.69	
	<b>BIPOLAR &amp; ZERO SUBSTITUTION</b>														
	B8ZS - Superframe Format			UEPDC	CCOSF			0.00	605.00						
	B8ZS - Extended Superframe Format			UEPDC	CCOEF			0.00	605.00						
	<b>Alternate Mark Inversion</b>														
	AMI - Superframe Format			UEPDC	MCOSF			0.00	0.00						
	AMI - Extended SuperFrame Format			UEPDC	MCOPO			0.00	0.00						
	<b>Telephone Number/Trunk Group Establishment Charges</b>														
	Telephone Number for 2-Way Trunk Group			UEPDC	UDTGX	0.00								15.69	
	Telephone Number for 1-Way Outward Trunk Group			UEPDC	UDTGY	0.00								15.69	
	Telephone Number for 1-Way Inward Trunk Group Without DID			UEPDC	UDTGZ	0.00								15.69	
	DID Numbers, Establish Trunk Group and Provide First Group of 20 DID Numbers			UEPDC	NDZ	0.00	0.00	0.00						15.69	
	DID Numbers for each Group of 20 DID Numbers			UEPDC	ND4	0.00								15.69	
	DID Numbers, Non- consecutive DID Numbers , Per Number			UEPDC	ND5	0.00	0.00	0.00						15.69	
	Reserve Non-Consecutive DID Nos.			UEPDC	ND6	0.00	0.00	0.00						15.69	
	Reserve DID Numbers			UEPDC	NDV	0.00	0.00	0.00						15.69	
	<b>Dedicated DS1 (Interoffice Channel Mileage) -</b>														
	<b>FX/FCO for 4-Wire DS1 Digital Loop with 4-Wire DDITS Trunk Port</b>														
	Interoffice Channel Mileage - Fixed rate 0-8 miles (Facilities Termination)			UEPDC	1LNO1	77.14		89.47	81.99		16.39	14.48		15.69	
	Interoffice Channel Mileage - Additional rate per mile - 0-8 miles			UEPDC	1LNOA	0.3415		0.00	0.00						

UNBUNDLED NETWORK ELEMENTS - South Carolina										Attachment: 2		Exhibit: B					
CATEGORY	RATE ELEMENTS	Interim	Zone	BCS	USOC	RATES (\$)	Svc Order Submitted Elec per LSR	Svc Order Submitted Manually per LSR	Incremental Charge - Manual Svc Order vs. Electronic-1st	Incremental Charge - Manual Svc Order vs. Electronic-Add'l	Incremental Charge - Manual Svc Order vs. Electronic-Disc 1st	Incremental Charge - Manual Svc Order vs. Electronic-Disc Add'l					
													Rec	Nonrecurring		Nonrecurring Disconnect	
							First	Add'l	First	Add'l	SOMEC	SOMAN	SOMAN	SOMAN	SOMAN	SOMAN	
	Interoffice Channel Mileage - Fixed rate 9-25 miles (Facilities Termination)			UEPDC	1LNO2	0.00		0.00									
	Interoffice Channel Mileage - Additional rate per mile - 9-25 miles			UEPDC	1LNOB	0.7598		0.00									
	Interoffice Channel Mileage - Fixed rate 25+ miles (Facilities Termination)			UEPDC	1LNO3	0.00		0.00									
	Interoffice Channel Mileage - Additional rate per mile - 25+ miles			UEPDC	1LNOC	0.7598		0.00									
	Local Number Portability, per DS0 Activated			UEPDC	LNPCP	3.15		0.00									
	Central Office Terminating Point			UEPDC	CTG	0.00											
<b>4-WIRE DS1 LOOP WITH CHANNELIZATION WITH PORT</b>																	
<b>System is 1 DS1 Loop, 1 D4 Channel Bank, and up to 24 Feature Activations</b>																	
<b>A system can have various rate combinations based on type and number of ports used</b>																	
<b>UNE DS1 Loop</b>																	
	4-Wire DS1 Loop - UNE Zone 1		1	UEPMG	USLDC	90.87		0.00									
	4-Wire DS1 Loop - UNE Zone 2		2	UEPMG	USLDC	155.43		0.00									
	4-Wire DS1 Loop - UNE Zone 3		3	UEPMG	USLDC	261.89		0.00									
<b>UNE DSO Channelization Capacities (D4 Channel Bank Configurations)</b>																	
	24 DSO Channel Capacity - 1 per DS1			UEPMG	VUM24	103.47		0.00				15.69					
	48 DSO Channel Capacity - 1 per 2 DS1s			UEPMG	VUM48	206.94		0.00				15.69					
	96 DSO Channel Capacity -1per 4 DS1s			UEPMG	VUM96	413.88		0.00				15.69					
	144 DSO Channel Capacity - 1 per 6 DS1s			UEPMG	VUM14	620.82		0.00				15.69					
	192 DSO Channel Capacity -1 per 8 DS1s			UEPMG	VUM19	827.76		0.00				15.69					
	240 DSO Channel Capacity - 1 per 10 DS1s			UEPMG	VUM20	1,034.70		0.00				15.69					
	288 DSO Channel Capacity - 1 per 12 DS1s			UEPMG	VUM28	1,241.64		0.00				15.69					
	384 DSO Channel Capacity - 1 per 16 DS1s			UEPMG	VUM38	1,655.52		0.00				15.69					
	480 DSO Channel Capacity - 1 per 20 DS1s			UEPMG	VUM40	2,069.40		0.00				15.69					
	576 DSO Channel Capacity -1 per 24 DS1s			UEPMG	VUM57	2,483.28		0.00				15.69					
	672 DSO Channel Capacity - 1 per 28 DS1s			UEPMG	VUM67	2,897.16		0.00				15.69					
<b>Non-Recurring Charges (NRC) Associated with 4-Wire DS1 Loop with Channelization with Port - Conversion Charge Based on a System</b>																	
<b>A Minimum System configuration is One (1) DS1, One (1) D4 Channel Bank, and Up To 24 DSO Ports with Feature Activations.</b>																	
<b>Multiples of this configuration functioning as one are considered Add'l after the minimum system configuration is counted.</b>																	
	NRC - Conversion (Currently Combined) with or without BellSouth Allowed Changes - Top 8 MSAs Only			UEPMG	USAC4	0.00		150.81		8.38			15.69				
<b>System Additions Where Currently Combined and New (Not Currently Combined)</b>																	
<b>In Density Zone 1 Top 8 MSAs</b>																	
	1 DS1/D4 Channel Bank - Add NRC for each Port and Assoc Fea Activation -			UEPMG	VUMD4	0.00		717.71		425.81	149.08	17.69					
<b>Bipolar 8 Zero Substitution</b>																	
	Clear Channel Capability Format, superframe - Subsequent Activity Only			UEPMG	CCOSF	0.00		0.00		605.00							
	Clear Channel Capability Format - Extended Superframe - Subsequent Activity Only			UEPMG	CCOEF	0.00		0.00		605.00							
<b>Alternate Mark Inversion (AMI)</b>																	
	Superframe Format			UEPMG	MCOFS	0.00		0.00		0.00							
	Extended Superframe Format			UEPMG	MCOPO	0.00		0.00		0.00							
<b>Exchange Ports Associated with 4-Wire DS1 Loop with Channelization with Port</b>																	
<b>Exchange Ports</b>																	
	Line Side Combination Channelized PBX Trunk Port - Business			UEPPX	UEPCX	14.00		0.00		0.00		0.00			15.69		
	Line Side Outward Channelized PBX Trunk Port - Business			UEPPX	UEPOX	14.00		0.00		0.00		0.00			15.69		
	Line Side Inward Only Channelized PBX Trunk Port without DID			UEPPX	UEP1X	14.00		0.00		0.00		0.00			15.69		
	2-Wire Trunk Side Unbundled Channelized DID Trunk Port			UEPPX	UEPDM	57.00		0.00		0.00		0.00			15.69		
<b>Feature Activations - Unbundled Loop Concentration</b>																	
	Feature (Service) Activation for each Line Port Terminated in D4 Bank			UEPPX	1PQWM	0.70		40.00		20.00		6.00		5.00		15.69	
	Feature (Service) Activation for each Trunk Port Terminated in D4 Bank			UEPPX	1PQWU	0.70		110.00		30.00		65.00		20.00		15.69	





UNBUNDLED NETWORK ELEMENTS - South Carolina										Attachment: 2		Exhibit: B							
CATEGORY	RATE ELEMENTS	Interim	Zone	BCS	USOC	RATES (\$)	Svc Order Submitted Elec per LSR	Svc Order Submitted Manually per LSR	Incremental Charge - Manual Svc Order vs. Electronic-1st	Incremental Charge - Manual Svc Order vs. Electronic-Add'l	Incremental Charge - Manual Svc Order vs. Electronic-Disc 1st	Incremental Charge - Manual Svc Order vs. Electronic-Disc Add'l	OSS Rates (\$)						
													Rec	Nonrecurring First	Nonrecurring Add'l	Nonrecurring Disconnect First	Nonrecurring Disconnect Add'l	SOMEc	SOMAN
	2-Wire Voice Grade Port (Centrex with Caller ID)1			UEP95	UEPQH	1.13		40.30	19.90	24.98	6.65		15.69						
	2-Wire Voice Grade Port (Centrex from diff Serving Wire Center)2			UEP95	UEPQM	1.13		108.36	70.71	54.47	11.94		15.69						
	2-Wire Voice Grade Port, Diff Serving Wire Center - 800 Service Term			UEP95	UEPQZ	1.13		108.36	70.71	54.47	11.94		15.69						
	2-Wire Voice Grade Port terminated in on Megalink or equivalent			UEP95	UEPQ9	1.13		40.30	19.90	24.98	6.65		15.69						
	2-Wire Voice Grade Port Terminated on 800 Service Term			UEP95	UEPQ2	1.13		40.30	19.90	24.98	6.65		15.69						
	<b>Local Switching</b>																		
	Centrex Intercom Functionality, per port			UEP95	URECS	0.7996													
	<b>Local Number Portability</b>																		
	Local Number Portability (1 per port)			UEP95	LNPC	0.35													
	<b>Features</b>																		
	All Standard Features Offered, per port			UEP95	UEPVF	3.04							15.69						
	All Select Features Offered, per port			UEP95	UEPVS	0.00	406.42						15.69						
	All Centrex Control Features Offered, per port			UEP95	UEPVC	3.04							15.69						
	<b>NARS</b>																		
	Unbundled Network Access Register - Combination			UEP95	UARCX	0.00	0.00	0.00					15.69						
	Unbundled Network Access Register - Indial			UEP95	UAR1X	0.00	0.00	0.00					15.69						
	Unbundled Network Access Register - Outdial			UEP95	UARO	0.00	0.00	0.00					15.69						
	<b>Miscellaneous Terminations</b>																		
	<b>2-Wire Trunk Side</b>																		
	Trunk Side Terminations, each			UEP95	CEND6	8.86	119.57	18.78	60.03	3.77			15.69						
	<b>4-Wire Digital (1.544 Megabits)</b>																		
	DS1 Circuit Terminations, each			UEP95	M1HD1	73.62	202.47	95.90	72.75	2.47			15.69						
	DS0 Channels Activated, each			UEP95	M1HDO	0.00	14.51						15.69						
	<b>Interoffice Channel Mileage - 2-Wire</b>																		
	Interoffice Channel Facilities Termination			UEP95	MIGBC	24.30	40.63	27.47	16.77	6.91			15.69						
	Interoffice Channel mileage, per mile or fraction of mile			UEP95	MIGBM	0.0167													
	<b>Feature Activations (DS0) Centrex Loops on Channelized DS1 Service</b>																		
	<b>D4 Channel Bank Feature Activations</b>																		
	Feature Activation on D-4 Channel Bank Centrex Loop Slot			UEP95	1PQWS	0.56							15.69						
	Feature Activation on D-4 Channel Bank FX line Side Loop Slot			UEP95	1PQW6	0.56							15.69						
	Feature Activation on D-4 Channel Bank FX Trunk Side Loop Slot			UEP95	1PQW7	0.56							15.69						
	Feature Activation on D-4 Channel Bank Centrex Loop Slot - Different Wire Center			UEP95	1PQWP	0.56							15.69						
	Feature Activation on D-4 Channel Bank Private Line Loop Slot			UEP95	1PQWV	0.56							15.69						
	Feature Activation on D-4 Channel Bank Tjie Line/Trunk Loop Slot			UEP95	1PQWQ	0.56							15.69						
	Feature Activation on D-4 Channel Bank WATS Loop Slot			UEP95	1PQWA	0.56							15.69						
	<b>Non-Recurring Charges (NRC) Associated with UNE-P Centrex</b>																		
	NRC Conversion Currently Combined Switch-As-Is with allowed changes, per port			UEP95	USAC2		37.93	16.72					15.69						
	New Centrex Standard Common Block			UEP95	M1ACS	0.00	668.70						15.69						
	New Centrex Customized Common Block			UEP95	M1ACC	0.00	668.70						15.69						
	NAR Establishment Charge, Per Occasion			UEP95	URECA	0.00	72.89						15.69						
	<b>UNE-P CENTREX - DMS100 (Valid in All States)</b>																		
	<b>2-Wire VG Loop/2-Wire Voice Grade Port (Centrex) Combo</b>																		
	<b>UNE Port/Loop Combination Rates (Non-Design)</b>																		
	2-Wire VG Loop/2-Wire Voice Grade Port (Centrex) Port Combo - Non-Design		1	UEP9D		14.89													
	2-Wire VG Loop/2-Wire Voice Grade Port (Centrex)Port Combo - Non-Design		2	UEP9D		21.52													
	2-Wire VG Loop/2-Wire Voice Grade Port (Centrex)Port Combo - Non-Design		3	UEP9D		27.17													
	<b>UNE Port/Loop Combination Rates (Design)</b>																		

**UNBUNDLED NETWORK ELEMENTS - South Carolina**

UNBUNDLED NETWORK ELEMENTS - South Carolina							Attachment: 2		Exhibit: B						
CATEGORY	RATE ELEMENTS	Interim	Zone	BCS	USOC	RATES (\$)	Svc Order Submitted Elec per LSR	Svc Order Submitted Manually per LSR	Incremental Charge - Manual Svc Order vs. Electronic-1st	Incremental Charge - Manual Svc Order vs. Electronic-Add'l	Incremental Charge - Manual Svc Order vs. Electronic-Disc 1st	Incremental Charge - Manual Svc Order vs. Electronic-Disc Add'l			
													Rec	Nonrecurring	
										SOMEc	SOMAN	SOMAN	SOMAN	SOMAN	SOMAN
	2-Wire VG Loop/2-Wire Voice Grade Port (Centrex) Port Combo - Design		1	UEP9D		17.81									
	2-Wire VG Loop/2-Wire Voice Grade Port (Centrex)Port Combo - Design		2	UEP9D		24.26									
	2-Wire VG Loop/2-Wire Voice Grade Port (Centrex)Port Combo - Design		3	UEP9D		29.59									
<b>UNE Loop Rate</b>															
	2-Wire Voice Grade Loop (SL 1) - Zone 1		1	UEP9D	UECS1	13.76									
	2-Wire Voice Grade Loop (SL 1) - Zone 2		2	UEP9D	UECS1	20.38									
	2-Wire Voice Grade Loop (SL 1) - Zone 3		3	UEP9D	UECS1	26.04									
	2-Wire Voice Grade Loop (SL 2) - Zone 1		1	UEP9D	UECS2	16.68									
	2-Wire Voice Grade Loop (SL 2) - Zone 2		2	UEP9D	UECS2	23.13									
	2-Wire Voice Grade Loop (SL 2) - Zone 3		3	UEP9D	UECS2	28.46									
<b>UNE Port Rate</b>															
<b>ALL STATES</b>															
	2-Wire Voice Grade Port (Centrex ) Basic Local Area			UEP9D	UEPYA	1.13	40.30	19.90	24.98	6.65	15.69				
	2-Wire Voice Grade Port (Centrex 800 termination)Basic Local Area			UEP9D	UEPYB	1.13	40.30	19.90	24.98	6.65	15.69				
	2-Wire Voice Grade Port (Centrex / EBS-PSET)3Basic Local Area			UEP9D	UEPYC	1.13	40.30	19.90	24.98	6.65	15.69				
	2-Wire Voice Grade Port (Centrex / EBS-M5009)3Basic Local Area			UEP9D	UEPYD	1.13	40.30	19.90	24.98	6.65	15.69				
	2-Wire Voice Grade Port (Centrex / EBS-M5209)3 Basic Local Area			UEP9D	UEPYE	1.13	40.30	19.90	24.98	6.65	15.69				
	2-Wire Voice Grade Port (Centrex / EBS-M5112)3 Basic Local Area			UEP9D	UEPYF	1.13	40.30	19.90	24.98	6.65	15.69				
	2-Wire Voice Grade Port (Centrex / EBS-M5312)3Basic Local Area			UEP9D	UEPYG	1.13	40.30	19.90	24.98	6.65	15.69				
	2-Wire Voice Grade Port (Centrex / EBS-M5008)3 Basic Local Area			UEP9D	UEPYT	1.13	40.30	19.90	24.98	6.65	15.69				
	2-Wire Voice Grade Port (Centrex / EBS-M5208)3 Basic Local Area			UEP9D	UEPYU	1.13	40.30	19.90	24.98	6.65	15.69				
	2-Wire Voice Grade Port (Centrex / EBS-M5216)3 Basic Local Area			UEP9D	UEPYV	1.13	40.30	19.90	24.98	6.65	15.69				
	2-Wire Voice Grade Port (Centrex / EBS-M5316)3 Basic Local Area			UEP9D	UEPY3	1.13	40.30	19.90	24.98	6.65	15.69				
	2-Wire Voice Grade Port (Centrex with Caller ID) Basic Local Area			UEP9D	UEPYH	1.13	40.30	19.90	24.98	6.65	15.69				
	2-Wire Voice Grade Port (Centrex/Caller ID/Msg Wtg Lamp Indication)3 Basic Local Area			UEP9D	UEPYW	1.13	40.30	19.90	24.98	6.65	15.69				
	2-Wire Voice Grade Port (Centrex/Msg Wtg Lamp Indication)3 Basic Local Area			UEP9D	UEPYJ	1.13	40.30	19.90	24.98	6.65	15.69				
	2-Wire Voice Grade Port (Centrex from diff Serving Wire Center) 2 Basic Local Area			UEP9D	UEPYM	1.13	108.36	70.71	54.47	11.94	15.69				
	2-Wire Voice Grade Port (Centrex/differ SWC /EBS-PSET)2, 3 Basic Local Area			UEP9D	UEPYO	1.13	108.36	70.71	54.47	11.94	15.69				
	2-Wire Voice Grade Port (Centrex/differ SWC /EBS-M5009)2, 3 Basic Local Area			UEP9D	UEPYP	1.13	108.36	70.71	54.47	11.94	15.69				
	2-Wire Voice Grade Port (Centrex/differ SWC /EBS-5209)2, 3 Basic Local Area			UEP9D	UEPYQ	1.13	108.36	70.71	54.47	11.94	15.69				
	2-Wire Voice Grade Port (Centrex/differ SWC /EBS-M5112)2, 3 Basic Local Area			UEP9D	UEPYR	1.13	108.36	70.71	54.47	11.94	15.69				
	2-Wire Voice Grade Port (Centrex/differ SWC /EBS-M5312)2, 3 Basic Local Area			UEP9D	UEPYS	1.13	108.36	70.71	54.47	11.94	15.69				
	2-Wire Voice Grade Port (Centrex/differ SWC /EBS-M5008)2, 3 Basic Local Area			UEP9D	UEPY4	1.13	108.36	70.71	54.47	11.94	15.69				
	2-Wire Voice Grade Port (Centrex/differ SWC /EBS-M5208)2, 3 Basic Local Area			UEP9D	UEPY5	1.13	108.36	70.71	54.47	11.94	15.69				

UNBUNDLED NETWORK ELEMENTS - South Carolina							Attachment: 2		Exhibit: B						
CATEGORY	RATE ELEMENTS	Interim	Zone	BCS	USOC	RATES (\$)	Svc Order Submitted Elec per LSR	Svc Order Submitted Manually per LSR	Incremental Charge - Manual Svc Order vs. Electronic-1st	Incremental Charge - Manual Svc Order vs. Electronic-Add'l	Incremental Charge - Manual Svc Order vs. Electronic-Disc 1st	Incremental Charge - Manual Svc Order vs. Electronic-Disc Add'l			
													Rec	Nonrecurring	
						First	Add'l	First	Add'l	SOMEC	SOMAN	SOMAN	SOMAN	SOMAN	SOMAN
	2-Wire Voice Grade Port (Centrex/differ SWC /EBS-M5216)2, 3 Basic Local Area			UEP9D	UEPY6	1.13	108.36	70.71	54.47	11.94		15.69			
	2-Wire Voice Grade Port (Centrex/differ SWC /EBS-M5316)2, 3 Basic Local Area			UEP9D	UEPY7	1.13	108.36	70.71	54.47	11.94		15.69			
	2-Wire Voice Grade Port, Diff Serving Wire Center - 800 Service Term			UEP9D	UEPYZ	1.13	108.36	70.71	54.47	11.94		15.69			
	2-Wire Voice Grade Port terminated in on Megalink or equivalent Basic Local Area			UEP9D	UEPY9	1.13	40.30	19.90	24.98	6.65		15.69			
	2-Wire Voice Grade Port Terminated on 800 Service Term Basic Local Area			UEP9D	UEPY2	1.13	40.30	19.90	24.98	6.65		15.69			
<b>AL, KY, LA, MS, SC, &amp; TN Only</b>															
	2-Wire Voice Grade Port (Centrex)			UEP9D	UEPQA	1.13	40.30	19.90	24.98	6.65		15.69			
	2-Wire Voice Grade Port (Centrex 800 termination)			UEP9D	UEPQB	1.13	40.30	19.90	24.98	6.65		15.69			
	2-Wire Voice Grade Port (Centrex / EBS-PSET)3			UEP9D	UEPQC	1.13	40.30	19.90	24.98	6.65		15.69			
	2-Wire Voice Grade Port (Centrex / EBS-M5009)3			UEP9D	UEPQD	1.13	40.30	19.90	24.98	6.65		15.69			
	2-Wire Voice Grade Port (Centrex / EBS-M5209)3			UEP9D	UEPQE	1.13	40.30	19.90	24.98	6.65		15.69			
	2-Wire Voice Grade Port (Centrex / EBS-M5112)3			UEP9D	UEPQF	1.13	40.30	19.90	24.98	6.65		15.69			
	2-Wire Voice Grade Port (Centrex / EBS-M5312)3			UEP9D	UEPQG	1.13	40.30	19.90	24.98	6.65		15.69			
	2-Wire Voice Grade Port (Centrex / EBS-M5008)3			UEP9D	UEPQT	1.13	40.30	19.90	24.98	6.65		15.69			
	2-Wire Voice Grade Port (Centrex / EBS-M5208)3			UEP9D	UEPQU	1.13	40.30	19.90	24.98	6.65		15.69			
	2-Wire Voice Grade Port (Centrex / EBS-M5216)3			UEP9D	UEPQV	1.13	40.30	19.90	24.98	6.65		15.69			
	2-Wire Voice Grade Port (Centrex / EBS-M5316)3			UEP9D	UEPQ3	1.13	40.30	19.90	24.98	6.65		15.69			
	2-Wire Voice Grade Port (Centrex with Caller ID)			UEP9D	UEPQH	1.13	40.30	19.90	24.98	6.65		15.69			
	2-Wire Voice Grade Port (Centrex/Caller ID/Msg Wtg Lamp Indication)3			UEP9D	UEPQW	1.13	40.30	19.90	24.98	6.65		15.69			
	2-Wire Voice Grade Port (Centrex/Msg Wtg Lamp Indication)3			UEP9D	UEPQJ	1.13	40.30	19.90	24.98	6.65		15.69			
	2-Wire Voice Grade Port (Centrex from diff Serving Wire Center) 2			UEP9D	UEPQM	1.13	108.36	70.71	54.47	11.94		15.69			
	2-Wire Voice Grade Port (Centrex/differ SWC /EBS-PSET)2, 3			UEP9D	UEPQO	1.13	108.36	70.71	54.47	11.94		15.69			
	2-Wire Voice Grade Port (Centrex/differ SWC /EBS-M5009)2, 3			UEP9D	UEPQP	1.13	108.36	70.71	54.47	11.94		15.69			
	2-Wire Voice Grade Port (Centrex/differ SWC /EBS-5209)2, 3			UEP9D	UEPQQ	1.13	108.36	70.71	54.47	11.94		15.69			
	2-Wire Voice Grade Port (Centrex/differ SWC /EBS-M5112)2, 3			UEP9D	UEPQR	1.13	108.36	70.71	54.47	11.94		15.69			
	2-Wire Voice Grade Port (Centrex/differ SWC /EBS-M5312)2, 3			UEP9D	UEPQS	1.13	108.36	70.71	54.47	11.94		15.69			
	2-Wire Voice Grade Port (Centrex/differ SWC /EBS-M5008)2, 3			UEP9D	UEPQ4	1.13	108.36	70.71	54.47	11.94		15.69			
	2-Wire Voice Grade Port (Centrex/differ SWC /EBS-M5208)2, 3			UEP9D	UEPQ5	1.13	108.36	70.71	54.47	11.94		15.69			
	2-Wire Voice Grade Port (Centrex/differ SWC /EBS-M5216)2, 3			UEP9D	UEPQ6	1.13	108.36	70.71	54.47	11.94		15.69			
	2-Wire Voice Grade Port (Centrex/differ SWC /EBS-M5316)2, 3			UEP9D	UEPQ7	1.13	108.36	70.71	54.47	11.94		15.69			
	2-Wire Voice Grade Port, Diff Serving Wire Center - 800 Service Term			UEP9D	UEPQZ	1.13	108.36	70.71	54.47	11.94		15.69			
	2-Wire Voice Grade Port terminated in on Megalink or equivalent			UEP9D	UEPQ9	1.13	40.30	19.90	24.98	6.65		15.69			
	2-Wire Voice Grade Port Terminated on 800 Service Term			UEP9D	UEPQ2	1.13	40.30	19.90	24.98	6.65		15.69			
<b>Local Switching</b>															
	Centrex Intercom Functionality, per port			UEP9D	URECS	0.7996						15.69			
<b>Local Number Portability</b>															
	Local Number Portability (1 per port)			UEP9D	LNPC	0.35									
<b>Features</b>															
	All Standard Features Offered, per port			UEP9D	UEPVF	3.04						15.69			
	All Select Features Offered, per port			UEP9D	UEPVS	0.00	406.42					15.69			
	All Centrex Control Features Offered, per port			UEP9D	UEPVC	3.04						15.69			
<b>NARS</b>															
	Unbundled Network Access Register - Combination			UEP9D	UARCX	0.00	0.00	0.00				15.69			

UNBUNDLED NETWORK ELEMENTS - South Carolina										Attachment: 2		Exhibit: B			
CATEGORY	RATE ELEMENTS	Interim	Zone	BCS	USOC	RATES (\$)				Svc Order Submitted Elec per LSR	Svc Order Submitted Manually per LSR	Incremental Charge - Manual Svc Order vs. Electronic-1st	Incremental Charge - Manual Svc Order vs. Electronic-Add'l	Incremental Charge - Manual Svc Order vs. Electronic-Disc 1st	Incremental Charge - Manual Svc Order vs. Electronic-Disc Add'l
						Rec	Nonrecurring		Nonrecurring Disconnect						
							First	Add'l	First	Add'l	SOMEc	SOMAN	SOMAN	SOMAN	SOMAN
	Unbundled Network Access Register - Inward			UEP9D	UAR1X	0.00	0.00	0.00				15.69			
	Unbundled Network Access Register - Outdial			UEP9D	UAROx	0.00	0.00	0.00				15.69			
	<b>Miscellaneous Terminations</b>														
	<b>2-Wire Trunk Side</b>														
	Trunk Side Terminations, each			UEP9D	CEND6	8.86	119.57	18.78	60.03	3.77		15.69			
	<b>4-Wire Digital (1.544 Megabits)</b>														
	DS1 Circuit Terminations, each			UEP9D	M1HD1	73.62	202.47	95.90	72.75	2.47		15.69			
	DS0 Channels Activated per Channel			UEP9D	M1HDO	0.00	14.51					15.69			
	<b>Interoffice Channel Mileage - 2-Wire</b>														
	Interoffice Channel Facilities Termination			UEP9D	MIGBC	24.30	40.63	27.47	16.77	6.91		15.69			
	Interoffice Channel mileage, per mile or fraction of mile			UEP9D	MIGBM	0.0167									
	<b>Feature Activations (DS0) Centrex Loops on Channelized DS1 Service</b>														
	<b>D4 Channel Bank Feature Activations</b>														
	Feature Activation on D-4 Channel Bank Centrex Loop Slot			UEP9D	1PQWS	0.56						15.69			
	Feature Activation on D-4 Channel Bank FX line Side Loop Slot			UEP9D	1PQW6	0.56						15.69			
	Feature Activation on D-4 Channel Bank FX Trunk Side Loop Slot			UEP9D	1PQW7	0.56						15.69			
	Feature Activation on D-4 Channel Bank Centrex Loop Slot - Different Wire Center			UEP9D	1PQWP	0.56						15.69			
	Feature Activation on D-4 Channel Bank Private Line Loop Slot			UEP9D	1PQWV	0.56						15.69			
	Feature Activation on D-4 Channel Bank Tjie Line/Trunk Loop Slot			UEP9D	1PQWQ	0.56						15.69			
	Feature Activation on D-4 Channel Bank WATS Loop Slot			UEP9D	1PQWA	0.56						15.69			
	<b>Non-Recurring Charges (NRC) Associated with UNE-P Centrex</b>														
	NRC Conversion Currently Combined Switch-As-Is with allowed changes, per port			UEP9D	USAC2		37.93	16.72				15.69			
	New Centrex Standard Common Block			UEP9D	M1ACS	0.00	668.70					15.69			
	New Centrex Customized Common Block			UEP9D	M1ACC	0.00	668.70					15.69			
	NAR Establishment Charge, Per Occasion			UEP9D	URECA	0.00	72.89					15.69			
	<b>Note 1 - Required Port for Centrex Control in 1AESS, 5ESS &amp; EWSD</b>														
	<b>Note 2 - Requires Interoffice Channel Mileage</b>														
	<b>Note 3 - Requires Specific Customer Premises Equipment</b>														
	<b>Note: Rates displaying an "R" in Interim column are interim and subject to rate true-up as set forth in General Terms and Conditions.</b>														

UNBUNDLED NETWORK ELEMENTS - Tennessee										Attachment: 2		Exhibit: B				
CATEGORY	RATE ELEMENTS	Interim	Zone	BCS	USOC	RATES (\$)				Svc Order Submitted Elec per LSR	Svc Order Submitted Manually per LSR	Incremental Charge - Manual Svc Order vs. Electronic-1st	Incremental Charge - Manual Svc Order vs. Electronic-Add'l	Incremental Charge - Manual Svc Order vs. Electronic-Disc 1st	Incremental Charge - Manual Svc Order vs. Electronic-Disc Add'l	
						Rec	Nonrecurring First	Add'l	Nonrecurring Disconnect First							Add'l
										SOME C	SOMAN	SOMAN	SOMAN	SOMAN		
The "Zone" shown in the sections for stand-alone loops or loops as part of a combination refers to Geographically Deaveraged UNE Zones. To view Geographically Deaveraged UNE Zone Designations by Central Office, refer to Internet Website: <a href="http://www.interconnection.bellsouth.com/become_a_clec/html/interconnection.htm">http://www.interconnection.bellsouth.com/become_a_clec/html/interconnection.htm</a>																
<b>OPERATIONAL SUPPORT SYSTEMS</b>																
NOTE: (1) Electronic Service Order: CLEC should contact its contract negotiator if it prefers the state specific electronic service ordering charges as ordered by the State Commissions. The electronic service ordering charge currently contained in this rate exhibit is the BellSouth regional electronic service ordering charge. CLEC may elect either the state specific Commission ordered rates for the electronic service ordering charges, or CLEC may elect the regional electronic service ordering charge.																
NOTE: (2) Any element that can be ordered electronically will be billed according to the SOME C rate listed in this category. Please refer to BellSouth's Business Rules for Local Ordering (BBR-LO) to determine if a product can be ordered electronically. For those elements that cannot be ordered electronically at present per the BBR-LO, the listed SOME C rate in this category reflects the charge that would be billed to a CLEC once electronic ordering capabilities come on-line for that element. Otherwise, the manual ordering charge, SOMAN, will be applied to a CLECs bill when it submits an LSR to BellSouth.																
	Electronic OSS Charge, per LSR, submitted via BST's OSS interactive interfaces (Regional)					SOME C				3.50						
<b>UNE SERVICE DATE ADVANCEMENT CHARGE</b>																
NOTE: The Expedite charge will be maintained commensurate with BellSouth's FCC No.1 Tariff, Section 5 as applicable.																
	UNE Expedite Charge per Circuit or Line Assignable USOC, per Day				ALL UNE EXCEPT UNE-P	SDASP				200.00						
<b>UNBUNDLED EXCHANGE ACCESS LOOP</b>																
<b>2-WIRE ANALOG VOICE GRADE LOOP</b>																
	2-Wire Analog Voice Grade Loop - Service Level 1- Zone 1		1	UEANL	UEAL2		13.19	31.99	20.02	10.65	1.41		20.35	10.54	13.32	13.32
	2-Wire Analog Voice Grade Loop - Service Level 1- Zone 2		2	UEANL	UEAL2		17.23	31.99	20.02	10.65	1.41		20.35	10.54	13.32	13.32
	2-Wire Analog Voice Grade Loop - Service Level 1- Zone 3		3	UEANL	UEAL2		22.53	31.99	20.02	10.65	1.41		20.35	10.54	13.32	13.32
	Unbundled Miscellaneous Rate Element, Tag Loop at End User Premise			UEANL	URETL			8.33	0.83				20.35	10.54	13.32	13.32
	Loop Testing - Basic 1st Half Hour			UEANL	URET1			78.92	78.92				20.35	10.54	13.32	13.32
	Loop Testing - Basic Additional Half Hour			UEANL	URETA			23.33	23.33				20.35	10.54	13.32	13.32
	CLEC to CLEC Conversion Charge Without Outside Dispatch (UVL-SL1)			UEANL	UREWO			15.80	8.95				20.35	10.54	13.32	13.32
	Unbundled Voice Loop, Non-Design Voice Loop, billing for BST providing make-up (Engineering Information - E.I.)			UEANL	UEANM			28.80	28.80							
	Manual Order Coordination for UVL-SL1s (per loop)			UEANL	UEAMC			36.52	36.52							
	Order Coordination for Specified Conversion Time for UVL-SL1 (per LSR)			UEANL	OCOSL			34.29	34.29							
<b>2-WIRE Unbundled COPPER LOOP</b>																
	2-Wire Unbundled Copper Loop - Non-Designed Zone 1	I	1	UEQ	UEQ2X		13.19	31.99	20.02	10.65	1.41		20.35	10.54	13.32	13.32
	2 Wire Unbundled Copper Loop - Non-Designed - Zone 2	I	2	UEQ	UEQ2X		17.23	31.99	20.02	10.65	1.41		20.35	10.54	13.32	13.32
	2 Wire Unbundled Copper Loop - Non-Designed - Zone 3	I	3	UEQ	UEQ2X		22.53	31.99	20.02	10.65	1.41		20.35	10.54	13.32	13.32
	Unbundled Miscellaneous Rate Element, Tag Loop at End User Premise			UEQ	URETL			8.33	0.83				20.35	10.54	13.32	13.32
	Order Coordination 2 Wire Unbundled Copper Loop - Non-Designed (per loop)			UEQ	USBMC			36.52	36.52							
	Unbundled Copper Loop, Non-Design Copper Loop, billing for BST providing make-up (Engineering Information - E.I.)			UEQ	UEQMU			28.80	28.80				20.35	10.54	13.32	13.32
	Loop Testing - Basic 1st Half Hour			UEQ	URET1			78.92	78.92				20.35	10.54	13.32	13.32
	Loop Testing - Basic Additional Half Hour			UEQ	URETA			23.33	23.33				20.35	10.54	13.32	13.32
	CLEC to CLEC Conversion Charge Without Outside Dispatch (UCL-ND)			UEQ	UREWO			14.29	7.44				20.35	10.54	13.32	13.32
<b>UNBUNDLED EXCHANGE ACCESS LOOP</b>																
<b>2-WIRE ANALOG VOICE GRADE LOOP</b>																
	2 Wire Analog Voice Grade Loop-Service Level 1-Line Splitting-Zone 1		1	UEPSR UEPSB	UEALS		13.19	31.99	20.02	10.65	1.41		20.35	10.54	13.32	13.32
	2 Wire Analog Voice Grade Loop-Service Level 1-Line Splitting-Zone 1		1	UEPSR UEPSB	UEABS		13.19	31.99	20.02	10.65	1.41		20.35	10.54	13.32	13.32
	2 Wire Analog Voice Grade Loop- Service Level 1-Line Splitting-Zone 2		2	UEPSR UEPSB	UEALS		17.23	31.99	20.02	10.65	1.41		20.35	10.54	13.32	13.32
	2 Wire Analog Voice Grade Loop- Service Level 1-Line Splitting-Zone 2		2	UEPSR UEPSB	UEABS		17.23	31.99	20.02	10.65	1.41		20.35	10.54	13.32	13.32
	2 Wire Analog Voice Grade Loop-Service Level 1-Line Splitting-Zone 3		3	UEPSR UEPSB	UEALS		22.53	31.99	20.02	10.65	1.41		20.35	10.54	13.32	13.32
	2 Wire Analog Voice Grade Loop-Service Level 1-Line Splitting-Zone 3		3	UEPSR UEPSB	UEABS		22.53	31.99	20.02	10.65	1.41		20.35	10.54	13.32	13.32
<b>UNBUNDLED EXCHANGE ACCESS LOOP</b>																

**UNBUNDLED NETWORK ELEMENTS - Tennessee**

UNBUNDLED NETWORK ELEMENTS - Tennessee											Attachment: 2		Exhibit: B			
CATEGORY	RATE ELEMENTS	Interim	Zone	BCS	USOC	RATES (\$)					Svc Order Submitted Elec per LSR	Svc Order Submitted Manually per LSR	Incremental Charge - Manual Svc Order vs. Electronic-1st	Incremental Charge - Manual Svc Order vs. Electronic-Add'l	Incremental Charge - Manual Svc Order vs. Electronic-Disc 1st	Incremental Charge - Manual Svc Order vs. Electronic-Disc Add'l
						Rec	Nonrecurring First	Add'l	Nonrecurring First	Disconnect Add'l						
											SOMEc	SOMAN	SOMAN	SOMAN	SOMAN	SOMAN
<b>2-WIRE ANALOG VOICE GRADE LOOP</b>																
	2-Wire Analog Voice Grade Loop - Service Level 2 w/Loop or Ground Start Signaling - Zone 1		1	UEA	UEAL2	16.56	75.06	48.20	28.70	17.64			20.35	10.54	13.32	13.32
	2-Wire Analog Voice Grade Loop - Service Level 2 w/Loop or Ground Start Signaling - Zone 2		2	UEA	UEAL2	21.63	75.06	48.20	28.70	17.64			20.35	10.54	13.32	13.32
	2-Wire Analog Voice Grade Loop - Service Level 2 w/Loop or Ground Start Signaling - Zone 3		3	UEA	UEAL2	28.28	75.06	48.20	28.70	17.64			20.35	10.54	13.32	13.32
	Order Coordination for Specified Conversion Time (per LSR)			UEA	OCOSL		34.29									
	2-Wire Analog Voice Grade Loop - Service Level 2 w/Reverse Battery Signaling - Zone 1		1	UEA	UEAR2	16.56	75.06	48.20	28.70	17.64			20.35	10.54	13.32	13.32
	2-Wire Analog Voice Grade Loop - Service Level 2 w/Reverse Battery Signaling - Zone 2		2	UEA	UEAR2	21.63	75.06	48.20	28.70	17.64			20.35	10.54	13.32	13.32
	2-Wire Analog Voice Grade Loop - Service Level 2 w/Reverse Battery Signaling - Zone 3		3	UEA	UEAR2	28.28	75.06	48.20	28.70	17.64			20.35	10.54	13.32	13.32
	Order Coordination for Specified Conversion Time (per LSR)			UEA	OCOSL		34.29									
	CLEC to CLEC Conversion Charge without outside dispatch			UEA	UREWO		75.06	36.41					20.35	10.54	13.32	13.32
	Loop Tagging - Service Level 2 (SL2)			UEA	URETL		10.45	1.03					20.35	10.54	13.32	13.32
<b>4-WIRE ANALOG VOICE GRADE LOOP</b>																
	4-Wire Analog Voice Grade Loop - Zone 1		1	UEA	UEAL4	24.70	122.76	85.57	76.35	39.16			20.35	10.54	13.32	13.32
	4-Wire Analog Voice Grade Loop - Zone 2		2	UEA	UEAL4	32.25	122.76	85.57	76.35	39.16			20.35	10.54	13.32	13.32
	4-Wire Analog Voice Grade Loop - Zone 3		3	UEA	UEAL4	42.17	122.76	85.57	76.35	39.16			20.35	10.54	13.32	13.32
	Order Coordination for Specified Conversion Time (per LSR)			UEA	OCOSL		34.29									
	CLEC to CLEC Conversion Charge without outside dispatch			UEA	UREWO		75.06	36.41					20.35	10.54	13.32	13.32
<b>2-WIRE ISDN DIGITAL GRADE LOOP</b>																
	2-Wire ISDN Digital Grade Loop - Zone 1		1	UDN	U1L2X	22.22	142.76	88.88	76.35	39.16			20.35	10.54	13.32	13.32
	2-Wire ISDN Digital Grade Loop - Zone 2		2	UDN	U1L2X	29.02	142.76	88.88	76.35	39.16			20.35	10.54	13.32	13.32
	2-Wire ISDN Digital Grade Loop - Zone 3		3	UDN	U1L2X	37.95	142.76	88.88	76.35	39.16			20.35	10.54	13.32	13.32
	Order Coordination for Specified Conversion Time (per LSR)			UDN	OCOSL		34.29									
	CLEC to CLEC Conversion Charge without outside dispatch			UDN	UREWO		91.77	44.22					20.35	10.54	13.32	13.32
<b>2-WIRE Universal Digital Channel (UDC) COMPATIBLE LOOP</b>																
	2-Wire Universal Digital Channel (UDC) Compatible Loop - Zone 1		1	UDC	UDC2X	22.22	142.76	88.88	76.35	39.16			20.35	10.54	13.32	13.32
	2-Wire Universal Digital Channel (UDC) Compatible Loop - Zone 2		2	UDC	UDC2X	29.02	142.76	88.88	76.35	39.16			20.35	10.54	13.32	13.32
	2-Wire Universal Digital Channel (UDC) Compatible Loop - Zone 3		3	UDC	UDC2X	37.95	142.76	88.88	76.35	39.16			20.35	10.54	13.32	13.32
	CLEC to CLEC Conversion Charge without outside dispatch			UDC	UREWO		91.77	44.22					20.35	10.54	13.32	13.32
<b>2-WIRE ASYMMETRICAL DIGITAL SUBSCRIBER LINE (ADSL) COMPATIBLE LOOP</b>																
	2 Wire Unbundled ADSL Loop including manual service inquiry & facility reservation - Zone 1		1	UAL	UAL2X	13.82	270.01	234.63	74.54	39.14			20.35	10.54	13.32	13.32
	2 Wire Unbundled ADSL Loop including manual service inquiry & facility reservation - Zone 2		2	UAL	UAL2X	18.05	270.01	234.63	74.54	39.14			20.35	10.54	13.32	13.32
	2 Wire Unbundled ADSL Loop including manual service inquiry & facility reservation - Zone 3		3	UAL	UAL2X	23.60	270.01	234.63	74.54	39.14			20.35	10.54	13.32	13.32
	Order Coordination for Specified Conversion Time (per LSR)			UAL	OCOSL		34.29									
	2 Wire Unbundled ADSL Loop without manual service inquiry & facility reservaton - Zone 1	I	1	UAL	UAL2W	13.82	31.99	20.02	10.65	1.41			20.35	10.54	13.32	13.32
	2 Wire Unbundled ADSL Loop without manual service inquiry & facility reservaton - Zone 2	I	2	UAL	UAL2W	18.05	31.99	20.02	10.65	1.41			20.35	10.54	13.32	13.32
	2 Wire Unbundled ADSL Loop without manual service inquiry & facility reservaton - Zone 3	I	3	UAL	UAL2W	23.60	31.99	20.02	10.65	1.41			20.35	10.54	13.32	13.32
	Order Coordination for Specified Conversion Time (per LSR)			UAL	OCOSL		34.29									
	CLEC to CLEC Conversion Charge without outside dispatch		I	UAL	UREWO		31.99	20.02					20.35	10.54	13.32	13.32
<b>2-WIRE HIGH BIT RATE DIGITAL SUBSCRIBER LINE (HDSL) COMPATIBLE LOOP</b>																
	2 Wire Unbundled HDSL Loop including manual service inquiry & facility reservation - Zone 1		1	UHL	UHL2X	10.83	270.01	234.63	74.54	39.14			20.35	10.54	13.32	13.32
	2 Wire Unbundled HDSL Loop including manual service inquiry & facility reservation - Zone 2		2	UHL	UHL2X	14.15	270.01	234.63	74.54	39.14			20.35	10.54	13.32	13.32

**UNBUNDLED NETWORK ELEMENTS - Tennessee**

CATEGORY	RATE ELEMENTS	Interim	Zone	BCS	USOC	RATES (\$)					Svc Order Submitted Elec per LSR	Svc Order Submitted Manually per LSR	Attachment: 2		Exhibit: B			
						Rec	Nonrecurring		Nonrecurring Disconnect				OSS Rates (\$)					
							First	Add'l	First	Add'l			SOMEc	SOMAN	SOMAN	SOMAN	SOMAN	SOMAN
	2 Wire Unbundled HDSL Loop including manual service inquiry & facility reservation - Zone 3		3	UHL	UHL2X	18.50	270.01	234.63	74.54	39.14			20.35	10.54	13.32	13.32		
	Order Coordination for Specified Conversion Time (per LSR)			UHL	OCOSL		34.29											
	2 Wire Unbundled HDSL Loop without manual service inquiry and facility reservation - Zone 1	I	1	UHL	UHL2W	10.83	31.99	20.02	10.65	1.41			20.35	10.54	13.32	13.32		
	2 Wire Unbundled HDSL Loop without manual service inquiry and facility reservation - Zone 2	I	2	UHL	UHL2W	14.15	31.99	20.02	10.65	1.41			20.35	10.54	13.32	13.32		
	2 Wire Unbundled HDSL Loop without manual service inquiry and facility reservation - Zone 3	I	3	UHL	UHL2W	18.50	31.99	20.02	10.65	1.41			20.35	10.54	13.32	13.32		
	Order Coordination for Specified Conversion Time (per LSR)			UHL	OCOSL		34.29											
	CLEC to CLEC Conversion Charge without outside dispatch	I		UHL	UREWO		31.99	20.02					20.35	10.54	13.32	13.32		
<b>4-WIRE HIGH BIT RATE DIGITAL SUBSCRIBER LINE (HDSL) COMPATIBLE LOOP</b>																		
	4 Wire Unbundled HDSL Loop including manual service inquiry and facility reservation - Zone 1		1	UHL	UHL4X	13.93	279.60	244.22	74.54	39.14			20.35	10.54	13.32	13.32		
	4-Wire Unbundled HDSL Loop including manual service inquiry and facility reservation - Zone 2		2	UHL	UHL4X	18.20	279.60	244.22	74.54	39.14			20.35	10.54	13.32	13.32		
	4-Wire Unbundled HDSL Loop including manual service inquiry and facility reservation - Zone 3		3	UHL	UHL4X	23.80	279.60	244.22	74.54	39.14			20.35	10.54	13.32	13.32		
	Order Coordination for Specified Conversion Time (per LSR)			UHL	OCOSL		34.29											
	4-Wire Unbundled HDSL Loop without manual service inquiry and facility reservation - Zone 1	I	1	UHL	UHL4W	13.93	31.99	20.02	10.65	1.41			20.35	10.54	13.32	13.32		
	4-Wire Unbundled HDSL Loop without manual service inquiry and facility reservation - Zone 2	I	2	UHL	UHL4W	18.20	31.99	20.02	10.65	1.41			20.35	10.54	13.32	13.32		
	4-Wire Unbundled HDSL Loop without manual service inquiry and facility reservation - Zone 3	I	3	UHL	UHL4W	23.80	31.99	20.02	10.65	1.41			20.35	10.54	13.32	13.32		
	Order Coordination for Specified Conversion Time (per LSR)			UHL	OCOSL		34.29											
	CLEC to CLEC Conversion Charge without outside dispatch	I		UHL	UREWO		31.99	20.02					20.35	10.54	13.32	13.32		
<b>4-WIRE DS1 DIGITAL LOOP</b>																		
	4-Wire DS1 Digital Loop - Zone 1		1	USL	USLXX	57.73	313.08	219.72	96.86	40.45			18.98	8.43	11.95	11.95		
	4-Wire DS1 Digital Loop - Zone 2		2	USL	USLXX	75.40	313.08	219.72	96.86	40.45			18.98	8.43	11.95	11.95		
	4-Wire DS1 Digital Loop - Zone 3		3	USL	USLXX	98.59	313.08	219.72	96.86	40.45			18.98	8.43	11.95	11.95		
	Order Coordination for Specified Conversion Time (per LSR)			USL	OCOSL		34.59											
	CLEC to CLEC Conversion Charge without outside dispatch			USL	UREWO		130.47	40.11					20.35	10.54	13.32	13.32		
<b>4-WIRE 19.2, 56 OR 64 KBPS DIGITAL GRADE LOOP</b>																		
	4 Wire Unbundled Digital 19.2 Kbps		1	UDL	UDL19	31.10	207.01	141.38	90.70	44.18			20.35	10.54	13.32	13.32		
	4 Wire Unbundled Digital 19.2 Kbps		2	UDL	UDL19	40.61	207.01	141.38	90.70	44.18			20.35	10.54	13.32	13.32		
	4 Wire Unbundled Digital 19.2 Kbps		3	UDL	UDL19	53.11	207.01	141.38	90.70	44.18			20.35	10.54	13.32	13.32		
	4 Wire Unbundled Digital Loop 56 Kbps - Zone 1		1	UDL	UDL56	31.10	207.01	141.38	90.70	44.18			20.35	10.54	13.32	13.32		
	4 Wire Unbundled Digital Loop 56 Kbps - Zone 2		2	UDL	UDL56	40.61	207.01	141.38	90.70	44.18			20.35	10.54	13.32	13.32		
	4 Wire Unbundled Digital Loop 56 Kbps - Zone 3		3	UDL	UDL56	53.11	207.01	141.38	90.70	44.18			20.35	10.54	13.32	13.32		
	Order Coordination for Specified Conversion Time (per LSR)			UDL	OCOSL		34.29											
	4 Wire Unbundled Digital Loop 64 Kbps - Zone 1		1	UDL	UDL64	31.10	207.01	141.38	90.70	44.18			20.35	10.54	13.32	13.32		
	4 Wire Unbundled Digital Loop 64 Kbps - Zone 2		2	UDL	UDL64	40.61	207.01	141.38	90.70	44.18			20.35	10.54	13.32	13.32		
	4 Wire Unbundled Digital Loop 64 Kbps - Zone 3		3	UDL	UDL64	53.11	207.01	141.38	90.70	44.18			20.35	10.54	13.32	13.32		
	Order Coordination for Specified Conversion Time (per LSR)			UDL	OCOSL		34.29											
	CLEC to CLEC Conversion Charge without outside dispatch			UDL	UREWO		102.28	49.82					20.35	10.54	13.32	13.32		
<b>2-WIRE Unbundled COPPER LOOP</b>																		
	2-Wire Unbundled Copper Loop/Short including manual service inquiry & facility reservation - Zone 1	I	1	UCL	UCLPB	13.19	31.99	20.02	10.65	1.41			20.35	10.54	13.32	13.32		
	2-Wire Unbundled Copper Loop/Short including manual service inquiry & facility reservation - Zone 2	I	2	UCL	UCLPB	17.23	31.99	20.02	10.65	1.41			20.35	10.54	13.32	13.32		
	2 Wire Unbundled Copper Loop/Short including manual service inquiry & facility reservation - Zone 3	I	3	UCL	UCLPB	22.53	31.99	20.02	10.65	1.41			20.35	10.54	13.32	13.32		
	Order Coordination for Unbundled Copper Loops (per loop)			UCL	UCLMC		36.52	36.52										
	2-Wire Unbundled Copper Loop/Short without manual service inquiry and facility reservation - Zone 1	I	1	UCL	UCLPW	13.19	31.99	20.02	10.65	1.41			20.35	10.54	13.32	13.32		
	2-Wire Unbundled Copper Loop/Short without manual service inquiry and facility reservation - Zone 2	I	2	UCL	UCLPW	17.23	31.99	20.02	10.65	1.41			20.35	10.54	13.32	13.32		



UNBUNDLED NETWORK ELEMENTS - Tennessee											Attachment: 2		Exhibit: B			
CATEGORY	RATE ELEMENTS	Interim	Zone	BCS	USOC	RATES (\$)					Svc Order Submitted Elec per LSR	Svc Order Submitted Manually per LSR	Incremental Charge - Manual Svc Order vs. Electronic-1st	Incremental Charge - Manual Svc Order vs. Electronic-Add'l	Incremental Charge - Manual Svc Order vs. Electronic-Disc 1st	Incremental Charge - Manual Svc Order vs. Electronic-Disc Add'l
						Rec	Nonrecurring First	Add'l	Nonrecurring First	Disconnect Add'l						
											SOMEK	SOMAN	SOMAN	SOMAN	SOMAN	SOMAN
	2-Wire Unbundled Copper Loop/Short without manual service inquiry and facility reservation - Zone 3	I	3	UCL	UCLPW	22.53	31.99	20.02	10.65	1.41			20.35	10.54	13.32	13.32
	Order Coordination for Unbundled Copper Loops (per loop)			UCL	UCLMC		36.52	36.52								
	2-Wire Unbundled Copper Loop/Long - includes manual svc. inquiry and facility reservation - Zone 1	I	1	UCL	UCL2L	13.19	31.99	20.02	10.65	1.41			20.35	10.54	13.32	13.32
	2-Wire Unbundled Copper Loop/Long - includes manual svc. inquiry and facility reservation - Zone 2	I	2	UCL	UCL2L	17.23	31.99	20.02	10.65	1.41			20.35	10.54	13.32	13.32
	2-Wire Unbundled Copper Loop/Long - includes manual svc. inquiry and facility reservation - Zone 3	I	3	UCL	UCL2L	22.53	31.99	20.02	10.65	1.41			20.35	10.54	13.32	13.32
	Order Coordination for Unbundled Copper Loops (per loop)			UCL	UCLMC		36.52	36.52								
	2-Wire Unbundled Copper Loop/Long - without manual service inquiry and facility reservation - Zone 1	I	1	UCL	UCL2W	13.19	31.99	20.02	10.65	1.41			20.35	10.54	13.32	13.32
	2-Wire Unbundled Copper Loop/Long - without manual service inquiry and facility reservation - Zone 2	I	2	UCL	UCL2W	17.23	31.99	20.02	10.65	1.41			20.35	10.54	13.32	13.32
	2-Wire Unbundled Copper Loop/Long - without manual service inquiry and facility reservation - Zone 3	I	3	UCL	UCL2W	22.53	31.99	20.02	10.65	1.41			20.35	10.54	13.32	13.32
	Order Coordination for Unbundled Copper Loops (per loop)			UCL	UCLMC		36.52	36.52								
	CLEC to CLEC Conversion Charge without outside dispatch (UCL-Des)	I		UCL	UREWO		31.99	20.02					20.35	10.54	13.32	13.32
	<b>4-WIRE COPPER LOOP</b>															
	4-Wire Copper Loop/Short - including manual service inquiry and facility reservation - Zone 1	I	1	UCL	UCL4S	24.70	122.76	85.57	76.35	39.16			20.35	10.54	13.32	13.32
	4-Wire Copper Loop/Short - including manual service inquiry and facility reservation - Zone 2	I	2	UCL	UCL4S	32.25	122.76	85.57	76.35	39.16			20.35	10.54	13.32	13.32
	4-Wire Copper Loop/Short - including manual service inquiry and facility reservation - Zone 3	I	3	UCL	UCL4S	42.17	122.76	85.57	76.35	39.16			20.35	10.54	13.32	13.32
	Order Coordination for Unbundled Copper Loops (per loop)			UCL	UCLMC		36.52	36.52								
	4-Wire Copper Loop/Short - without manual service inquiry and facility reservation - Zone 1	I	1	UCL	UCL4W	24.70	122.76	85.57	76.35	39.16			20.35	10.54	13.32	13.32
	4-Wire Copper Loop/Short - without manual service inquiry and facility reservation - Zone 2	I	2	UCL	UCL4W	32.25	122.76	85.57	76.35	39.16			20.35	10.54	13.32	13.32
	4-Wire Copper Loop/Short - without manual service inquiry and facility reservation - Zone 3	I	3	UCL	UCL4W	42.17	122.76	85.57	76.35	39.16			20.35	10.54	13.32	13.32
	Order Coordination for Unbundled Copper Loops (per loop)			UCL	UCLMC		36.52	36.52								
	4-Wire Unbundled Copper Loop/Long - includes manual svc. inquiry and facility reservation - Zone 1	I	1	UCL	UCL4L	24.70	122.76	85.57	76.35	39.16			20.35	10.54	13.32	13.32
	4-Wire Unbundled Copper Loop/Long - includes manual svc. inquiry and facility reservation - Zone 2	I	2	UCL	UCL4L	32.25	122.76	85.57	76.35	39.16			20.35	10.54	13.32	13.32
	4-Wire Unbundled Copper Loop/Long - includes manual svc. inquiry and facility reservation - Zone 3	I	3	UCL	UCL4L	42.17	122.76	85.57	76.35	39.16			20.35	10.54	13.32	13.32
	Order Coordination for Unbundled Copper Loops (per loop)			UCL	UCLMC		36.52	36.52								
	4-Wire Unbundled Copper Loop/Long - without manual svc. inquiry and facility reservation - Zone 1	I	1	UCL	UCL4O	24.70	122.76	85.57	76.35	39.16			20.35	10.54	13.32	13.32
	4-Wire Unbundled Copper Loop/Long - without manual svc. inquiry and facility reservation - Zone 2	I	2	UCL	UCL4O	32.25	122.76	85.57	76.35	39.16			20.35	10.54	13.32	13.32
	4-Wire Unbundled Copper Loop/Long - without manual svc. inquiry and facility reservation - Zone 3	I	3	UCL	UCL4O	42.17	122.76	85.57	76.35	39.16			20.35	10.54	13.32	13.32
	Order Coordination for Unbundled Copper Loops (per loop)			UCL	UCLMC		36.52	36.52								
	CLEC to CLEC Conversion Charge without outside dispatch (UCL-Des)	I		UCL	UREWO		31.99	20.02					20.35	10.54	13.32	13.32
	<b>LOOP MODIFICATION</b>															
	Unbundled Loop Modification, Removal of Load Coils - 2 Wire pair less than or equal to 18k ft	I		UAL, UHL, UCL, UEQ, ULS, UEA, UEANL, UEPSR, UEPSB	ULM2L		65.40	65.40					20.35	10.54	13.32	13.32
	Unbundled Loop Modification, Removal of Load Coils - 2 wire greater than 18k ft	I		UCL, ULS, UEQ	ULM2G		710.71	23.77					20.35	10.54	13.32	13.32
	Unbundled Loop Modification Removal of Load Coils - 4 Wire less than or equal to 18K ft	I		UHL, UCL	ULM4L		65.40	65.40					20.35	10.54	13.32	13.32

UNBUNDLED NETWORK ELEMENTS - Tennessee										Attachment: 2		Exhibit: B			
CATEGORY	RATE ELEMENTS	Interim	Zone	BCS	USOC	RATES (\$)				Svc Order Submitted Elec per LSR	Svc Order Submitted Manually per LSR	Incremental Charge - Manual Svc Order vs. Electronic-1st	Incremental Charge - Manual Svc Order vs. Electronic-Add'l	Incremental Charge - Manual Svc Order vs. Electronic-Disc 1st	Incremental Charge - Manual Svc Order vs. Electronic-Disc Add'l
						Rec	Nonrecurring First	Add'l	Nonrecurring Disconnect First						
										SOME C	SOMAN	SOMAN	SOMAN	SOMAN	SOMAN
	Unbundled Loop Modification Removal of Load Coils - 4 Wire pair greater than 18k ft	I		UCL	ULM4G		710.71	23.77				20.35	10.54	13.32	13.32
	Unbundled Loop Modification Removal of Bridged Tap Removal, per unbundled loop	I		UAL, UHL, UCL, UEQ, ULS, UEA, UEANL, UEPSR, UEPSB	ULMBT		65.44	65.44				20.35	10.54	13.32	13.32
<b>SUB-LOOPS</b>															
<b>Sub-Loop Distribution</b>															
	Sub-Loop - Per Cross Box Location - CLEC Feeder Facility Set-Up	I		UEANL	USBSA		517.25	517.25				20.35	10.54	13.32	13.32
	Sub-Loop - Per Cross Box Location - Per 25 Pair Panel Set-Up	I		UEANL	USBSB		42.68	42.68				20.35	10.54	13.32	13.32
	Sub-Loop - Per Building Equipment Room - CLEC Feeder Facility Set-Up	I		UEANL	USBSC		313.01	313.01				20.35	10.54	13.32	13.32
	Sub-Loop - Per Building Equipment Room - Per 25 Pair Panel Set-Up	I		UEANL	USBSD		108.06	108.06				20.35	10.54	13.32	13.32
	Sub-Loop Distribution Per 2-Wire Analog Voice Grade Loop - Statewide		sw	UEANL	USBN2	10.02	148.84	112.34	73.14	36.65		20.35	10.54	13.32	13.32
	Order Coordination for Unbundled Sub-Loops, per sub-loop pair			UEANL	USBMC		34.29	34.29							
	Sub-Loop Distribution Per 4-Wire Analog Voice Grade Loop - Zone 1		1	UEANL	USBN4	7.30	147.93	75.11	99.96	16.98		20.35	10.54	13.32	13.32
	Sub-Loop Distribution Per 4-Wire Analog Voice Grade Loop - Zone 2		2	UEANL	USBN4	9.54	147.93	75.11	99.96	16.98		20.35	10.54	13.32	13.32
	Sub-Loop Distribution Per 4-Wire Analog Voice Grade Loop - Zone 3		3	UEANL	USBN4	12.47	147.93	75.11	99.96	16.98		20.35	10.54	13.32	13.32
	Order Coordination for Unbundled Sub-Loops, per sub-loop pair			UEANL	USBMC		34.29	34.29							
	Sub-Loop 2-Wire Intrabuilding Network Cable (INC)	I		UEANL	USBR2	1.35	94.56	29.35				20.35	10.54	13.32	13.32
	Order Coordination for Unbundled Sub-Loops, per sub-loop pair			UEANL	USBMC		34.29	34.29							
	Sub-Loop 4-Wire Intrabuilding Network Cable (INC)	I		UEANL	USBR4	2.26	116.14	37.10				20.35	10.54	13.32	13.32
	Order Coordination for Unbundled Sub-Loops, per sub-loop pair			UEANL	USBMC		34.29	34.29							
	2 Wire Copper Unbundled Sub-Loop Distribution - Zone 1	I	1	UEF	UCS2X	5.16	110.71	37.89	94.41	13.09		20.35	10.54	13.32	13.32
	2 Wire Copper Unbundled Sub-Loop Distribution - Zone 2	I	2	UEF	UCS2X	6.74	110.71	37.89	94.41	13.09		20.35	10.54	13.32	13.32
	2 Wire Copper Unbundled Sub-Loop Distribution - Zone 3	I	3	UEF	UCS2X	8.81	110.71	37.89	94.41	13.09		20.35	10.54	13.32	13.32
	Order Coordination for Unbundled Sub-Loops, per sub-loop pair			UEF	USBMC		34.29	34.29							
	4 Wire Copper Unbundled Sub-Loop Distribution - Zone 1	I	1	UEF	UCS4X	6.52	117.12	44.30	99.96	16.98		20.35	10.54	13.32	13.32
	4 Wire Copper Unbundled Sub-Loop Distribution - Zone 2	I	2	UEF	UCS4X	8.52	117.12	44.30	99.96	16.98		20.35	10.54	13.32	13.32
	4 Wire Copper Unbundled Sub-Loop Distribution - Zone 3	I	3	UEF	UCS4X	11.14	117.12	44.30	99.96	16.98		20.35	10.54	13.32	13.32
	Order Coordination for Unbundled Sub-Loops, per sub-loop pair			UEF	USBMC		34.29	34.29							
<b>Unbundled Sub-Loop Modification</b>															
	Unbundled Sub-Loop Modification - 2-W Copper Dist Load Coil/Equip Removal per 2-W PR			UEF	ULM2X		335.36	7.82				20.34	10.54	13.32	13.32
	Unbundled Sub-loop Modification - 4-W Copper Dist Load Coil/Equip Removal per 4-W PR			UEF	ULM4X		335.36	7.82				20.35	10.54	13.32	13.32
	Unbundled Sub-loop Modification - 2-w/4-w Copper Dist Bridged Tap Removal, per PR unloaded			UEF	ULM4T		528.48	9.74				20.35	10.54	13.32	13.32
<b>Unbundled Network Terminating Wire (UNTW)</b>															
	Unbundled Network Terminating Wire (UNTW) per Pair	I		UENTW	UENPP	0.4555	2.48	2.48				20.35	10.54	13.32	13.32
<b>Network Interface Device (NID)</b>															
	Network Interface Device (NID) - 1-2 lines			UENTW	UND12		89.69	54.56	0.6391	0.6391		20.35	10.54	13.32	13.32
	Network Interface Device (NID) - 1-6 lines			UENTW	UND16		129.65	94.51	0.6522	0.6522		20.35	10.54	13.32	13.32
	Network Interface Device Cross Connect - 2 W			UENTW	UNDC2		11.11	11.11				20.35	10.54	13.32	13.32
	Network Interface Device Cross Connect - 4W			UENTW	UNDC4		11.11	11.11				20.35	10.54	13.32	13.32
<b>SUB-LOOPS</b>															

**UNBUNDLED NETWORK ELEMENTS - Tennessee**

CATEGORY	RATE ELEMENTS	Interim	Zone	BCS	USOC	RATES (\$)				Svc Order Submitted Elec per LSR	Svc Order Submitted Manually per LSR	Attachment: 2		Exhibit: B		
						Rec	Nonrecurring First	Add'l	Nonrecurring First			Disconnect Add'l	Incremental Charge - Manual Svc Order vs. Electronic-1st	Incremental Charge - Manual Svc Order vs. Electronic-Add'l	Incremental Charge - Manual Svc Order vs. Electronic-Disc 1st	Incremental Charge - Manual Svc Order vs. Electronic-Disc Add'l
											SOMEc	SOMAN	SOMAN	SOMAN	SOMAN	SOMAN
<b>Sub-Loop Feeder</b>																
	USL-Feeder, DS0 Set-up per Cross Box location - CLEC Distribution Facility set-up			UEA, UDN,UCL,UDL,UDC	USBFW		517.25						20.35	10.54	13.32	13.32
	USL Feeder - DS0 Set-up per Cross Box location - per 25 pair set-up			UEA, UDN,UCL,UDL,UDC	USBFX		42.68	42.68					20.35	10.54	13.32	13.32
	USL Feeder DS1 Set-up at DSX location, per DS1 termination			USL	USBFZ		531.04	11.34					20.35	10.54	13.32	13.32
	Unbundled Sub-Loop Feeder Loop, 2 Wire Ground-Start, Voice Grade- Statewide		sw	UEA	USBFA	12.05	122.24	85.05	76.35	39.16			20.35	10.54	13.32	13.32
	Order Coordination for Specified Conversion Time, per LSR			UEA	OCOSL		34.29									
	Unbundled Sub-Loop Feeder Loop, 2 Wire Loop-Start, Voice Grade - Statewide		sw	UEA	USBFB	12.05	122.24	85.05	76.35	39.16			20.35	10.54	13.32	13.32
	Order Coordination for Specified Time Conversion, per LSR			UEA	OCOSL		34.29									
	Unbundled Sub-Loop Feeder Loop, 2 Wire Reverse Battery, Voice Grade Loop - Statewide		sw	UEA	USBFC	12.05	122.24	85.05	76.35	39.16			20.35	10.54	13.32	13.32
	Order Coordination For Specified Conversion Time, per LSR			UEA	OCOSL		34.29									
	Unbundled Sub-Loop Feeder Loop, 4 Wire Ground-Start, Voice Grade - Zone 1		1	UEA	USBFD	21.52	137.31	61.93	118.04	30.13			20.35	10.54	13.32	13.32
	Unbundled Sub-Loop Feeder Loop, 4 Wire Ground-Start, Voice Grade - Zone 2		2	UEA	USBFD	28.11	137.31	61.93	118.04	30.13			20.35	10.54	13.32	13.32
	Unbundled Sub-Loop Feeder Loop, 4 Wire Ground Start, Voice Grade - Zone 3		3	UEA	USBFD	36.76	137.31	61.93	118.04	30.13			20.35	10.54	13.32	13.32
	Order Coordination For Specified Conversion Time, Per LSR			UEA	OCOSL		34.29									
	Unbundled Sub-Loop Feeder Loop, 4 Wire Loop-Start, Voice Grade - Zone 1		1	UEA	USBFE	21.52	137.31	61.93	118.04	30.13			20.35	10.54	13.32	13.32
	Unbundled Sub-Loop Feeder Loop, 4 Wire Loop-Start, Voice Grade - Zone 2		2	UEA	USBFE	28.11	137.31	61.93	118.04	30.13			20.35	10.54	13.32	13.32
	Unbundled Sub-Loop Feeder Loop, 4 Wire Loop-Start, Voice Grade - Zone 3		3	UEA	USBFE	36.76	137.31	61.93	118.04	30.13			20.35	10.54	13.32	13.32
	Order Coordination For Specified Conversion Time, Per LSR			UEA	OCOSL		34.29									
	Unbundled Sub-Loop Feeder Loop, 2 Wire ISDN BRI - Zone 1		1	UDN	USBFF	16.11	142.83	67.45	104.67	18.53			19.99	19.99	19.99	19.99
	Unbundled Sub-Loop Feeder Loop, 2-Wire ISDN BRI - Zone 2		2	UDN	USBFF	21.04	142.83	67.45	104.67	18.53			19.99	19.99	19.99	19.99
	Unbundled Sub-Loop Feeder Loop, 2-Wire ISDN BRI - Zone 3		3	UDN	USBFF	27.51	142.83	67.45	104.64	18.53			19.99	19.99	19.99	19.99
	Order Coordination For Specified Conversion Time, Per LSR			UDN	OCOSL		34.29									
	Unbundled Sub-Loop Feeder, 2 Wire UDC (IDSL compatible)		1	UDC	USBFS	16.11	142.83	67.45	104.67	18.53			19.99	19.99	19.99	19.99
	Unbundled Sub-Loop Feeder, 2 Wire UDC (IDSL compatible)		2	UDC	USBFS	21.04	142.83	67.45	104.67	18.53			19.99	19.99	19.99	19.99
	Unbundled Sub-Loop Feeder, 2 Wire UDC (IDSL compatible)		3	UDC	USBFS	27.51	142.83	67.45	104.64	18.53			19.99	19.99	19.99	19.99
	Unbundled Sub-Loop Feeder Loop, 4-Wire DS1 - Zone 1		1	USL	USBFG	39.74	116.00	40.62	106.82	18.91			19.99	19.99	19.99	19.99
	Unbundled Sub-Loop Feeder Loop, 4-Wire DS1 - Zone 2		2	USL	USBFG	51.90	116.00	40.62	106.82	18.91			19.99	19.99	19.99	19.99
	Unbundled Sub-Loop Feeder Loop, 4-Wire DS1 - Zone 3		3	USL	USBFG	67.86	116.00	40.62	106.82	18.91			19.99	19.99	19.99	19.99
	Order Coordination For Specified Conversion Time, Per LSR			USL	OCOSL		34.59									
	Unbundled Sub-Loop Feeder, 2-Wire Copper Loop - Zone 1		1	UCL	USBFH	9.52	114.27	38.89	104.64	18.53			19.99	19.99	19.99	19.99
	Unbundled Sub-Loop Feeder Loop, 2-Wire Copper Loop - Zone 2		2	UCL	USBFH	12.43	114.27	38.89	104.64	18.53			19.99	19.99	19.99	19.99
	Unbundled Sub-Loop Feeder Loop, 2-Wire Copper Loop - Zone 3		3	UCL	USBFH	16.26	114.27	38.89	104.64	18.53			19.99	19.99	19.99	19.99
	Order Coordination For Specified Conversion Time, per LSR			UCL	OCOSL		34.29									
	Sub-Loop Feeder - Per 4-Wire Copper Loop - Zone 1		1	UCL	USBFJ	14.37	123.41	48.03	110.44	22.53			19.99	19.99	19.99	19.99
	Sub-Loop Feeder - Per 4-Wire Copper Loop - Zone 2		2	UCL	USBFJ	18.76	123.41	48.03	110.44	22.53			19.99	19.99	19.99	19.99
	Sub-Loop Feeder - Per 4-Wire Copper Loop - Zone 3		3	UCL	USBFJ	24.53	123.41	48.03	110.44	22.53			19.99	19.99	19.99	19.99
	Order Coordination For Specified Conversion Time, per LSR			UCL	OCOSL		34.29									
	Sub-Loop Feeder - Per 4-Wire 19.2 Kbps Digital Grade Loop		1	UDL	USBFN	26.06	116.00	40.62	106.82	18.91			19.99	19.99	19.99	19.99
	Sub-Loop Feeder - Per 4-Wire 19.2 Kbps Digital Grade Loop		2	UDL	USBFN	34.03	116.00	40.62	106.82	18.91			19.99	19.99	19.99	19.99
	Sub-Loop Feeder - Per 4-Wire 19.2 Kbps Digital Grade Loop		3	UDL	USBFN	44.50	116.00	40.62	106.82	18.91			19.99	19.99	19.99	19.99
	Sub-Loop Feeder - Per 4-Wire 56 Kbps Digital Grade Loop - Zone 1		1	UDL	USBFO	26.06	116.00	40.62	106.82	18.91			19.99	19.99	19.99	19.99
	Sub-Loop Feeder - Per 4-Wire 56 Kbps Digital Grade Loop - Zone 2		2	UDL	USBFO	34.03	116.00	40.62	106.82	18.91			19.99	19.99	19.99	19.99
	Sub-Loop Feeder - Per 4-Wire 56 Kbps Digital Grade Loop - Zone 3		3	UDL	USBFO	44.50	116.00	40.62	106.82	18.91			19.99	19.99	19.99	19.99

UNBUNDLED NETWORK ELEMENTS - Tennessee											Attachment: 2		Exhibit: B					
CATEGORY	RATE ELEMENTS	Interim	Zone	BCS	USOC	RATES (\$)				Svc Order Submitted Elec per LSR	Svc Order Submitted Manually per LSR	Incremental Charge - Manual Svc Order vs. Electronic-1st	Incremental Charge - Manual Svc Order vs. Electronic-Add'l	Incremental Charge - Manual Svc Order vs. Electronic-Disc 1st	Incremental Charge - Manual Svc Order vs. Electronic-Disc Add'l			
						Rec	Nonrecurring First	Add'l	Nonrecurring Disconnect First							Add'l	OSS Rates (\$)	
													SOMEc	SOMAN	SOMAN	SOMAN	SOMAN	SOMAN
	Order Coordination For Specified Time Conversion, per LSR			UDL	OCOSL		34.29											
	Sub-Loop Feeder - Per 4-Wire 64 Kbps Digital Grade Loop - Zone 1		1	UDL	USBFP	26.06	116.00	40.62	106.82	18.91					19.99	19.99	19.99	19.99
	Sub-Loop Feeder - Per 4-Wire 64 Kbps Digital Grade Loop - Zone 2		2	UDL	USBFP	34.03	116.00	40.62	106.82	18.91					19.99	19.99	19.99	19.99
	Sub-Loop Feeder - Per 4-Wire 64 Kbps Digital Grade Loop - Zone 3		3	UDL	USBFP	44.50	116.00	40.62	106.82	18.91					19.99	19.99	19.99	19.99
	Order Coordination For Specified Conversion Time, per LSR			UDL	OCOSL		34.29											
<b>SUB-LOOPS</b>																		
	<b>Sub-Loop Feeder</b>																	
	Sub Loop Feeder - DS3 - Per Mile Per Month	I		UE3	1L5SL	14.11												
	Sub Loop Feeder - DS3 - Facility Termination Per Month	I		UE3	USBF1	333.26	3,406.61	407.68	165.17	501.31					20.35	10.54	13.32	
	Sub Loop Feeder - STS-1 - Per Mile Per Month	I		UDLSX	1L5SL	14.11												
	Sub Loop Feeder - STS-1 - Facility Termination Per Month	I		UDLSX	USBF7	359.02	3,406.61	407.68	165.17	501.31					20.35	10.54	13.32	
	Sub Loop Feeder - OC-3 - Per Mile Per Month	I		UDLO3	1L5SL	10.71												
	Sub Loop Feeder - OC-3 - Facility Termination Protection Per Month	I		UDLO3	USBF5	56.64												
	Sub Loop Feeder - OC-3 - Facility Termination Per Month	I		UDLO3	USBF2	546.31	3,406.61	407.68	165.17	501.31					20.35	10.54	13.32	
	Sub Loop Feeder - OC-12 - Per Mile Per Month	I		UDL12	1L5SL	13.18												
	Sub Loop Feeder - OC-12 - Facility Termination Protection Per Month	I		UDL12	USBF6	639.98												
	Sub Loop Feeder - OC-12 - Facility Termination Per Month	I		UDL12	USBF3	1,697.00	3,406.61	407.68	165.17	501.31					20.35	10.54	13.32	
	Sub Loop Feeder - OC-48 - Per Mile Per Month	I		UDL48	1L5SL	43.22												
	Sub Loop Feeder - OC-48 - Facility Termination Protection Per Month	I		UDL48	USBF9	320.36												
	Sub Loop Feeder - OC-48 - Facility Termination Per Month	I		UDL48	USBF4	1,457.00	3,592.61	407.68	165.17	501.31					20.35	10.54	13.32	
	Sub Loop Feeder - OC-12 Interface On OC-48	I		UDL48	USBF8	361.44	806.02	407.68	165.17	501.31					20.35	10.54	13.32	
<b>UNBUNDLED LOOP CONCENTRATION</b>																		
	Unbundled Loop Concentration - System A (TR008)			ULC	UCT8A	500.18	613.60	613.60							20.35	10.54	13.32	13.32
	Unbundled Loop Concentration - System B (TR008)			ULC	UCT8B	54.82	255.67	255.67							20.35	10.54	13.32	13.32
	Unbundled Loop Concentration - System A (TR303)			ULC	UCT3A	539.00	613.60	613.60							20.35	10.54	13.32	13.32
	Unbundled Loop Concentration - System B (TR303)			ULC	UCT3B	92.37	255.67	255.67							20.35	10.54	13.32	13.32
	Unbundled Loop Concentration - DS1 Loop Interface Card			ULC	UCTCO	6.23	74.39	53.07	30.23	8.46					20.35	10.54	13.32	13.32
	Unbundled Loop Concentration - ISDN Loop Interface (Brite Card)			UDN	ULCC1	8.46	8.69	8.65	9.71	9.65					20.35	10.54	13.32	13.32
	Unbundled Loop Concentration - UDC Loop Interface (Brite Card)			UDC	ULCCU	8.46	8.69	8.65	9.71	9.65					20.35	10.54	13.32	13.32
	Unbundled Loop Concentration - -2 Wire Voice-Loop Start or Ground Start Loop Interface (POTS Card)			UEA	ULCC2	2.32	8.69	8.65	9.71	9.65					20.35	10.54	13.32	13.32
	Unbundled Loop Concentration - 2 Wire Voice - Reverse Battery Loop Interface (SPOTS Card)			UEA	ULCCR	12.45	8.69	8.65	9.71	9.65					20.35	10.54	13.32	13.32
	Unbundled Loop Concentration - 4 Wire Voice Loop Interface (Specials Card)			UEA	ULCC4	7.53	8.69	8.65	9.71	9.65					20.35	10.54	13.32	13.332
	Unbundled Loop Concentration - TEST CIRCUIT Card			ULC	UCTTC	35.77	8.69	8.65	9.71	9.65					20.35	10.54	13.32	13.32
	Unbundled Loop Concentration - Digital 19.2 Kbps Data Loop Interface			UDL	ULCC7	11.03	8.69	8.65	9.71	9.65					20.35	10.54	13.32	13.32
	Unbundled Loop Concentration - Digital 56 Kbps Data Loop Interface			UDL	ULCC5	11.03	8.69	8.65	9.71	9.65					20.35	10.54	13.32	13.32
	Unbundled Loop Concentration - Digital 64 Kbps Data Loop Interface			UDL	ULCC6	11.03	8.69	8.65	9.71	9.65					20.35	10.54	13.32	13.32
									9.71	9.65								
<b>UNE OTHER, PROVISIONING ONLY - NO RATE</b>																		
	NID - Dispatch and Service Order for NID installation			UENTW	UNDBX	0.00	0.00											
	UNTW Circuit Id Establishment, Provisioning Only - No Rate			UENTW	UENCE	0.00	0.00											
	Unbundled Contract Name, Provisioning Only - No Rate			UEANL,UEF,UEQ,UENTW	UNECN	0.00	0.00											
<b>UNE OTHER, PROVISIONING ONLY - NO RATE</b>																		

UNBUNDLED NETWORK ELEMENTS - Tennessee										Attachment: 2		Exhibit: B			
CATEGORY	RATE ELEMENTS	Interim	Zone	BCS	USOC	RATES (\$)				Svc Order Submitted Elec per LSR	Svc Order Submitted Manually per LSR	Incremental Charge - Manual Svc Order vs. Electronic-1st	Incremental Charge - Manual Svc Order vs. Electronic-Add'l	Incremental Charge - Manual Svc Order vs. Electronic-Disc 1st	Incremental Charge - Manual Svc Order vs. Electronic-Disc Add'l
						Rec	Nonrecurring First	Add'l	Nonrecurring Disconnect First						
										SOMEc	SOMAN	SOMAN	SOMAN	SOMAN	SOMAN
	Unbundled Contact Name, Provisioning Only - no rate			UAL,UCL,UDC,UDL,UDN,UEA,UHL,ULC	UNECN	0.00	0.00								
	Unbundled Sub-Loop Feeder-2 Wire Cross Box Jumper - no rate			UEA,UDN,UCL,UDC	USBFQ	0.00	0.00								
	Unbundled Sub-Loop Feeder-4 Wire Cross Box Jumper - no rate			UEA,USL,UCL,UDL	USBFR	0.00	0.00								
	Unbundled DS1 Loop - Superframe Format Option - no rate			USL	CCOSF	0.00	0.00								
	Unbundled DS1 Loop - Expanded Superframe Format option - no rate			USL	CCOEF	0.00	0.00								
<b>HIGH CAPACITY UNBUNDLED LOCAL LOOP</b>															
<b>NOTE: minimum billing period of three months for DS3 and above Local Loop</b>															
	High Capacity Unbundled Local Loop - DS3 - Per Mile per month			UE3	1L5ND	9.19									
	High Capacity Unbundled Local Loop - DS3 - Facility Termination per month			UE3	UE3PX	374.24	595.37	304.50	234.83	170.16		36.84	36.84	19.01	19.01
	High Capacity Unbundled Local Loop - STS-1 - Per Mile per month			UDLSX	1L5ND	9.19									
	High Capacity Unbundled Local Loop - STS-1 - Facility Termination per month			UDLSX	UDLS1	389.35	595.37	304.50	215.82	151.15		36.84	36.84	19.01	19.01
<b>Note (1): Rates provided in TN for both electronic and manual Loop Makeup are interim and subject to retro-active true-up adjustments pending a permanent rate ruling on these rate elements from the Tennessee Regulatory Authority.</b>															
<b>LOOP MAKE-UP</b>															
	Loop Makeup - Preordering Without Reservation, per working or spare facility queried (Manual).	R		UMK	UMKLW		0.76	0.76							
	Loop Makeup - Preordering With Reservation, per spare facility queried (Manual).	R		UMK	UMKLP		0.76	0.76							
	Loop Makeup--With or Without Reservation, per working or spare facility queried (Mechanized)	R		UMK	PSUMK		0.76	0.76							
<b>HIGH FREQUENCY SPECTRUM</b>															
<b>LINE SHARING</b>															
<b>SPLITTERS-CENTRAL OFFICE BASED</b>															
	Line Sharing Splitter, per System 96 Line Capacity			ULS	ULSDA	100.00	150.00	0.00	0.00	0.00		20.35	10.54	13.32	13.32
	Line Sharing Splitter, per System 24 Line Capacity			ULS	ULSDB	25.00	150.00	0.00	0.00	0.00		20.35	10.54	13.32	13.32
	Line Sharing-DLEC Owned Splitter in CO-CFA activation-deactivation (per LSOD)			ULS	ULSDG		163.06	0.00	92.71	0.00		20.35	10.54	13.32	13.32
<b>END USER ORDERING-CENTRAL OFFICE BASED-HIGH FREQUENCY SPECTRUM AKA LINE SHARING</b>															
	Line Sharing - per Line Activation (BST owned Splitter)			ULS	ULSDC	0.61	40.00	21.39	0.00	0.00		20.35	10.54	13.32	13.32
	Line Sharing - per Subsequent Activity per Line Rearrangement(BST Owned Splitter)			ULS	ULSDS		30.00	15.00				20.35	10.54	13.32	13.32
	Line Sharing - per Subsequent Activity per Line Rearrangement(DLEC Owned Splitter)			ULS	ULSCS		30.00	15.00				20.35	10.54	13.32	13.32
	Line Sharing - per Line Activation (DLEC owned Splitter)	I		ULS	ULSCC	0.61	47.44	19.31	0.00	0.00		20.35	10.54	13.32	13.32
<b>LINE SPLITTING</b>															
<b>END USER ORDERING-CENTRAL OFFICE BASED</b>															
	Line Splitting - per line activation DLEC owned splitter	I		UEPSR UEPSB	UREOS	0.61									
	Line Splitting - per line activation BST owned - physical	I		UEPSR UEPSB	UREBP	0.61	48.96	21.39	35.06	10.79		20.35	10.54	13.32	13.32
	Line Splitting - per line activation BST owned - virtual	I		UEPSR UEPSB	UREBV	0.61	48.96	21.39	35.06	10.79		20.35	10.54	13.32	13.32
<b>REMOTE SITE HIGH FREQUENCY SPECTRUM</b>															
<b>SPLITTERS-REMOTE SITE</b>															
	Remote Site Line Share BellSouth Owned Splitter, 24 Port	I		ULS	ULSRB	38.83	115.00	0.00	85.63	0.00		20.35	10.54	13.32	13.32
	Remote Site Line Share Cable Pair Activation CLEC Owned at RS and Deactivation	I		ULS	ULSTG		95.80	0.00	68.73	0.00		20.35	10.54	13.32	13.32
<b>END USER ORDERING-REMOTE SITE HIGH FREQUENCY SPECTRUM AKA REMOTE SITE LINE SHARING</b>															
	Remote Site Line Share Line Activationfor End User Served at RS, BST Splitter	I		ULS	ULSRC	0.61	40.00	31.39	35.06	10.79		20.35	10.54	13.32	13.32
	RS Line Share Line Activation for End User served at RS, CLEC Splitter	I		ULS	ULSTC	0.61	40.00	31.39	35.06	10.79		20.35	10.54	13.32	13.32
	Remote Site Line Share Subsequent Activity-RS BST Owned Splitter	I		ULS	ULSRS		49.23	17.86				20.35	10.54	13.32	13.32

UNBUNDLED NETWORK ELEMENTS - Tennessee										Attachment: 2		Exhibit: B						
CATEGORY	RATE ELEMENTS	Interim	Zone	BCS	USOC	RATES (\$)				Svc Order Submitted Elec per LSR	Svc Order Submitted Manually per LSR	Incremental Charge - Manual Svc Order vs. Electronic-1st	Incremental Charge - Manual Svc Order vs. Electronic-Add'l	Incremental Charge - Manual Svc Order vs. Electronic-Disc 1st	Incremental Charge - Manual Svc Order vs. Electronic-Disc Add'l			
						Rec	Nonrecurring First	Add'l	Nonrecurring Disconnect First							Add'l	OSS Rates (\$)	
													SOMEc	SOMAN	SOMAN	SOMAN	SOMAN	SOMAN
	Remote Site Line Share Subsequent Activity-RS CLEC Owned Splitter	I		ULS	ULSTS		49.23	17.86							20.35	10.54	13.32	13.32
<b>UNBUNDLED DEDICATED TRANSPORT</b>																		
<b>NOTE: INTEROFFICE CHANNEL DEDICATED TRANSPORT - minimum billing period = below DS3=one month, above DS3=four months</b>																		
<b>INTEROFFICE CHANNEL - DEDICATED TRANSPORT</b>																		
	Interoffice Channel - Dedicated Transport - 2-Wire Voice Grade - Per Mile per month			U1TVX	1L5XX	0.0054												
	Interoffice Channel - Dedicated Transport- 2- Wire Voice Grade - Facility Termination			U1TVX	U1TV2	18.58	55.39	17.37	27.96	3.51					20.35	21.09	9.80	10.54
	Interoffice Channel - Dedicated Transport - 2-Wire Voice Grade Rev Bat. - Per Mile per month			U1TVX	1L5XX	0.0054												
	Interoffice Channel - Dedicated Transport- 2- Wire VG Rev Bat. - Facility Termination			U1TVX	U1TR2	18.58	55.39	17.37	27.96	3.51					20.35	21.09	9.80	10.54
	Interoffice Channel - Dedicated Transport - 4-Wire Voice Grade - Per Mile per month			U1TVX	1L5XX	0.0054												
	Interoffice Channel - Dedicated Transport - 4- Wire Voice Grade - Facility Termination			U1TVX	U1TV4	24.09	37.87	26.02	30.78	13.07					15.08	15.08	8.66	8.66
	Interoffice Channel - Dedicated Transport - 56 kbps - per mile per month			U1TDX	1L5XX	0.0174												
	Interoffice Channel - Dedicated Transport - 56 kbps - Facility Termination			U1TDX	U1TD5	17.98	55.39	17.37	27.96	3.51					20.35	21.09	9.80	10.54
	Interoffice Channel - Dedicated Transport - 64 kbps - per mile per month			U1TDX	1L5XX	0.0174												
	Interoffice Channel - Dedicated Transport - 64 kbps - Facility Termination			U1TDX	U1TD6	17.98	55.39	17.37	27.96	3.51					20.35	21.09	9.80	10.54
	Interoffice Channel - Dedicated Channel - DS1 - Per Mile per month			U1TD1	1L5XX	0.3562												
	Interoffice Channel - Dedicated Transport - DS1 - Facility Termination			U1TD1	U1TF1	77.86	112.40	76.27	19.55	14.99					20.35	21.09	9.80	10.54
	Interoffice Channel - Dedicated Transport - DS3 - Per Mile per month			U1TD3	1L5XX	2.34												
	Interoffice Channel - Dedicated Transport - DS3 - Facility Termination per month			U1TD3	U1TF3	848.99	395.29	176.56	109.04	105.91					36.84	36.84	19.01	19.01
	Interoffice Channel - Dedicated Transport - STS-1 - Per Mile per month			U1TS1	1L5XX	2.34												
	Interoffice Channel - Dedicated Transport - STS-1 - Facility Termination			U1TS1	U1TFS	849.30	395.29	176.56	109.04	105.91					36.84	36.84	19.01	19.01
<b>LOCAL CHANNEL - DEDICATED TRANSPORT</b>																		
<b>NOTE: LOCAL CHANNEL DEDICATED TRANSPORT - minimum billing period = below DS3=one month, above DS3=four months</b>																		
	Local Channel - Dedicated - 2-Wire Voice Grade - Zone 1		1	ULDVX	ULDV2	17.18	199.33	24.16	54.81	4.80								
	Local Channel - Dedicated - 2-Wire Voice Grade - Zone 2		2	ULDVX	ULDV2	22.44	199.33	24.16	54.81	4.80								
	Local Channel - Dedicated - 2-Wire Voice Grade - Zone 3		3	UNDVX	ULDV2	29.34	199.33	24.16	54.81	4.80								
	Local Channel - Dedicated - 2-Wire Voice Grade Rev. Bat. - Zone 1		1	ULDVX	ULDR2	17.18	199.33	24.16	54.81	4.80								
	Local Channel - Dedicated - 2-Wire Voice Grade Rev. Bat. - Zone 2		2	ULDVX	ULDR2	22.44	199.33	24.16	54.81	4.80								
	Local Channel - Dedicated - 2-Wire Voice Grade Rev. Bat. - Zone 3		3	ULDVX	ULDR2	29.34	199.33	24.16	54.81	4.80								
	Local Channel - Dedicated - 4-Wire Voice Grade - Zone 1		1	ULDVX	ULDV4	18.18	201.53	24.83	55.52	5.51								
	Local Channel - Dedicated - 4-Wire Voice Grade - Zone 2		2	ULDVX	ULDV4	23.74	201.53	24.83	55.52	5.51								
	Local Channel - Dedicated - 4-Wire Voice Grade - Zone 3		3	ULDVX	ULDV4	31.05	201.53	24.83	55.52	5.51								
	Local Channel - Dedicated - DS1 - Zone 1		1	ULDD1	ULDF1	36.24	277.35	233.26	33.18	22.30								
	Local Channel - Dedicated - DS1 - Zone 2		2	ULDD1	ULDF1	47.33	277.35	233.26	33.18	22.30								
	Local Channel - Dedicated - DS1 - Zone 3		3	ULDD1	ULDF1	61.89	277.35	233.26	33.18	22.30								
	Local Channel - Dedicated - DS3 - Per Mile per month			ULDD3	1L5NC	7.15												
	Local Channel - Dedicated - DS3 - Facility Termination			ULDD3	ULDF3	611.30	595.37	304.50	215.82	151.15					36.84	36.84	19.01	19.01
	Local Channel - Dedicated - STS-1- Per Mile per month			ULDS1	1L5NC	7.15												
	Local Channel - Dedicated - STS-1 - Facility Termination			ULDS1	ULDFS	599.59	588.07	297.20	215.82	151.15					20.35	21.09	9.80	10.54
<b>DARK FIBER</b>																		

UNBUNDLED NETWORK ELEMENTS - Tennessee										Attachment: 2		Exhibit: B			
CATEGORY	RATE ELEMENTS	Interim	Zone	BCS	USOC	RATES (\$)				Svc Order Submitted Elec per LSR	Svc Order Submitted Manually per LSR	Incremental Charge - Manual Svc Order vs. Electronic-1st	Incremental Charge - Manual Svc Order vs. Electronic-Add'l	Incremental Charge - Manual Svc Order vs. Electronic-Disc 1st	Incremental Charge - Manual Svc Order vs. Electronic-Disc Add'l
						Rec	Nonrecurring First	Add'l	Nonrecurring Disconnect First						
										SOMEc	SOMAN	SOMAN	SOMAN	SOMAN	SOMAN
	Dark Fiber, Four Fiber Strands, Per Route Mile or Fraction Thereof per month - Local Channel			UDF	1L5DC	58.83									
	NRC Dark Fiber - Local Channel			UDF	UDFC4		1,121.00	153.19	580.26	357.17		20.35	21.09	9.80	10.54
	Dark Fiber, Four Fiber Strands, Per Route Mile or Fraction Thereof per month - Interoffice Channel			UDF	1L5DF	28.74									
	NRC Dark Fiber - Interoffice Channel			UDF	UDF14		1,121.00	153.19	580.26	357.17		20.35	21.09	9.80	10.54
	Dark Fiber, Four Fiber Strands, Per Route Mile or Fraction Thereof per month - Local Loop			UDF	1L5DL	58.83									
	NRC Dark Fiber - Local Loop			UDF	UDFL4		1,121.00	153.19	580.26	357.17		20.35	21.09	9.80	10.54
<b>8XX ACCESS TEN DIGIT SCREENING</b>															
	8XX Access Ten Digit Screening, Per Call			OHD		0.0005192									
	8XX Access Ten Digit Screening, Reservation Charge Per 8XX Number Reserved			OHD	N8R1X		5.21	0.76				20.35	20.35	13.28	13.28
	8XX Access Ten Digit Screening, Per 8XX No. Established W/O POTS Translations			OHD			11.47	1.46	7.34	0.7602		20.35	20.35	13.28	13.28
	8XX Access Ten Digit Screening, Per 8XX No. Established With POTS Translations			OHD	N8FTX		11.47	1.46	7.34	0.7602		20.35	20.35	13.28	13.28
	8XX Access Ten Digit Screening, Customized Area of Service Per 8XX Number			OHD	N8FCX		4.47	2.24				20.35	20.35	13.28	13.28
	8XX Access Ten Digit Screening, Multiple InterLATA CXR Routing Per CXR Requested Per 8XX No.			OHD	N8FMX		5.23	3.00				20.35	20.35	13.28	13.28
	8XX Access Ten Digit Screening, Change Charge Per Request			OHD	N8FAX		5.97	0.76				20.35	20.35	13.28	13.28
	8XX Access Ten Digit Screening, Call Handling and Destination Features			OHD	N8FDX		4.47					20.35	20.35	13.28	13.28
<b>LINE INFORMATION DATA BASE ACCESS (LIDB)</b>															
	LIDB Common Transport Per Query			OQT		0.0000354									
	LIDB Validation Per Query			OQU		0.0117403									
	LIDB Originating Point Code Establishment or Change			OQT, OQU	NRPBX		49.03					20.35	20.35	13.28	13.28
<b>SIGNALING (CCS7)</b>															
	CCS7 Signaling Termination, Per STP Port			UDB	PT8SX	138.41									
	CCS7 Signaling Usage, Per TCAP Message			UDB		0.0000916									
	CCS7 Signaling Connection, Per link (A link)			UDB	TPP++	17.84	130.84	130.84				20.35	20.35	13.32	13.32
	CCS7 Signaling Connection, Per link (B link) (also known as D link)			UDB	TPP++	17.84	130.84	130.84				20.35	20.35	13.32	13.32
	CCS7 Signaling Usage, Per ISUP Message			UDB		0.0000373									
	CCS7 Signaling Usage Surrogate, per link per LATA			UDB	STU56	352.30									
	Signaling Point Code, per Originating Point Code Establishment or Change, per STP			UDB	CCAPO		121.77	121.77				20.35	20.35	13.32	13.32
<b>CALLING NAME (CNAM) SERVICE</b>															
	CNAM for DB Owners, Per Query			OQV		0.0010541									
	CNAM for Non DB Owners, Per Query			OQV		0.0010541									
	CNAM (Non-Databs Owner), NRC, applies when using the Character Based User Interface (CHUI)			OQV	CDDCH		595.00	595.00				20.35	20.35	13.28	13.28
<b>OPERATOR CALL PROCESSING</b>															
	Oper. Call Processing - Oper. Provided, Per Min. - Using BST LIDB					1.08									
	Oper. Call Processing - Oper. Provided, Per Min. - Using Foreign LIDB					1.13									
	Oper. Call Processing - Fully Automated, per Call - Using BST LIDB					0.1010353									
	Oper. Call Processing - Fully Automated, per Call - Using Foreign LIDB					0.122818									
<b>INWARD OPERATOR SERVICES</b>															
	Inward Operator Services - Verification, Per Minute					1.03									
	Inward Operator Services - Verification and Emergency Interrupt - Per Minute					1.03									
<b>BRANDING - OPERATOR CALL PROCESSING</b>															
<b>Facility based CLEC</b>															
	Recording of Custom Branded OA Announcement				CBAOS		1,555.00	1,553.00	7.03	7.03		19.99	19.99	19.99	19.99

UNBUNDLED NETWORK ELEMENTS - Tennessee										Attachment: 2		Exhibit: B				
CATEGORY	RATE ELEMENTS	Interim	Zone	BCS	USOC	RATES (\$)				Svc Order Submitted Elec per LSR	Svc Order Submitted Manually per LSR	Incremental Charge - Manual Svc Order vs. Electronic-1st	Incremental Charge - Manual Svc Order vs. Electronic-Add'l	Incremental Charge - Manual Svc Order vs. Electronic-Disc 1st	Incremental Charge - Manual Svc Order vs. Electronic-Disc Add'l	
						Rec	Nonrecurring First	Add'l	Nonrecurring Disconnect First							Add'l
										SOMEc	SOMAN	SOMAN	SOMAN	SOMAN	SOMAN	
	Loading of Custom Branded OA Announcement per shelf/NAV per OCN				CBAOL		240.71	240.71				19.99	19.99			
	<b>UNEP CLEC</b>															
	Recording of Custom Branded OA Announcement						1,555.00	1,555.00				19.99	19.99	19.99	19.99	
	Loading of Custom Branded OA Announcement per shelf/NAV per OCN						240.71	240.71				19.99	19.99			
	<b>Unbranding via OLNS for UNEP CLEC</b>															
	Loading of OA per OCN (Regional)						1,200.00	1,200.00				19.99	19.99			
	<b>DIRECTORY ASSISTANCE SERVICES</b>															
	<b>DIRECTORY ASSISTANCE ACCESS SERVICE</b>															
	Directory Assistance Access Service Calls, Charge Per Call						0.2286787									
	<b>DIRECTORY ASSISTANCE CALL COMPLETION ACCESS SERVICE (DACC)</b>															
	Directory Assistance Call Completion Access Service (DACC), Per Call Attempt						0.0364771									
	<b>NUMBER SERVICES INTERCEPT ACCESS SERVICE</b>															
	Number Services Intercept Per Query						0.017793									
	<b>DIRECTORY TRANSPORT (DT)</b>															
	DT-Local Channel DS1				TEFHG		40.99	277.35	233.26	33.18	22.30		20.35	10.54	13.32	1.40
	DT-DS1 Level Interoffice per mile				1L5NL		0.3562									
	DT-DS1 Level Interoffice per facility termination						77.86	112.40	76.27	19.55	14.99		20.35	10.54	13.32	1.40
	SWA Common Transport per Directory Assistance Access Service Per Call						0.000271									
	SWA Common Transport per Directory Assistance Access Service Per Call Per Mile						0.0000165									
	Access Tandem Switching Per Directory Assistance Access Service Per Call						0.0001875									
	DT- Directory Assistance Interconnection Per Directory Assistance Service Call						0.00									
	DT-Installation NRC, Per Trunk or Signaling Connection				TPP++		204.62	4.43	136.09	4.43			20.35	10.54	13.32	1.40
	<b>DIRECTORY ASSISTANCE SERVICES</b>															
	<b>DIRECTORY ASSISTANCE DATA BASE SERVICE (DADS)</b>															
	Directory Assistance Data Base Service Charge Per Listing						0.0485									
	Directory Assistance Data Base Service, per month				DBSOF		104.13									
	<b>BRANDING - DIRECTORY ASSISTANCE</b>															
	<b>Facility Based CLEC</b>															
	Recording and Provisioning of DA Custom Branded Announcement			AMT	CBADA		1,555.00	1,553.00	7.03	7.03			20.35	10.54	13.32	1.40
	Loading of Custom Branded Announcement per Switch per OCN			AMT	CBADC		240.71	240.71					20.35	10.54		
	<b>UNEP CLEC</b>															
	Recording of DA Custom Branded Announcement						1,555.00	1,553.00	7.03	7.03			20.35	10.54	13.32	1.40
	Loading of DA Custom Branded Announcement per Switch per OCN						240.71	240.71					20.35	10.54		
	<b>Unbranding via OLNS for UNEP CLEC</b>															
	Loading of DA per OCN (1 OCN per Order)						420.00	420.00					20.35	10.54		
	Loading of DA per Switch per OCN						16.00	16.00					20.35	10.54		
	<b>SELECTIVE ROUTING</b>															
	Selective Routing Per Unique Line Class Code Per Request Per Switch				USRRCR		179.60	179.60					20.35	20.35		
	<b>VIRTUAL COLLOCATION</b>															
	Virtual Collocation-2 Wire Cross Connects (Loop) for Line Splitting			UEPSR, UEPSB	VE1LS	0.57	11.62	9.90	10.38	8.66			19.99	19.99	19.99	19.99
	<b>PHYSICAL COLLOCATION</b>															
	Physical Collocation-2 Wire Cross Connects (Loop) for Line Splitting			UEPSR, UEPSB	PE1LS	0.0318	11.94	11.46					19.99	19.99	19.99	19.99
	<b>AIN SELECTIVE CARRIER ROUTING</b>															
	Regional Service Establishment			SRC	SRCEC		190,638.00						20.35			
	End Office Establishment			SRC	SRCEO		317.55	317.55	3.19	3.19			20.35	20.35	13.28	13.28
	Query NRC, per query			SRC		0.0206047										



UNBUNDLED NETWORK ELEMENTS - Tennessee											Attachment: 2		Exhibit: B			
CATEGORY	RATE ELEMENTS	Interim	Zone	BCS	USOC	RATES (\$)				Svc Order Submitted Elec per LSR	Svc Order Submitted Manually per LSR	Incremental Charge - Manual Svc Order vs. Electronic-1st	Incremental Charge - Manual Svc Order vs. Electronic-Add'l	Incremental Charge - Manual Svc Order vs. Electronic-Disc 1st	Incremental Charge - Manual Svc Order vs. Electronic-Disc Add'l	
						Rec	Nonrecurring First	Add'l	Nonrecurring Disconnect First							Add'l
AIN - BELL SOUTH AIN SMS ACCESS SERVICE																
	AIN SMS Access Service - Service Establishment, Per State, Initial Setup			A1N	CAMSE		135.56	135.56					20.35	20.35	13.28	13.28
	AIN SMS Access Service - Port Connection - Dial/Shared Access			A1N	CAMDP		41.75	41.75					20.35	20.35	13.28	13.28
	AIN SMS Access Service - Port Connection - ISDN Access			A1N	CAM1P		41.75	41.75					20.35	20.35	13.28	13.28
	AIN SMS Access Service - User Identification Codes - Per User ID Code			A1N	CAMAU		96.63	96.63					20.35	20.35	13.28	13.28
	AIN SMS Access Service - Security Card, Per User ID Code, Initial or Replacement			A1N	CAMRC		113.67	113.67					20.35	20.35	13.28	13.28
	AIN SMS Access Service - Storage, Per Unit (100 Kilobytes)						0.0024									
	AIN SMS Access Service - Session, Per Minute						0.0820123									
	AIN SMS Access Service - Company Performed Session, Per Minute						2.27									
AIN - BELL SOUTH AIN TOOLKIT SERVICE																
	AIN Toolkit Service - Service Establishment Charge, Per State, Initial Setup			CAM	BAPSC		132.04	132.04					20.35	20.35	13.28	13.28
	AIN Toolkit Service - Training Session, Per Customer				BAPVX		7,915.00	7,915.00					20.35	20.35	13.28	13.28
	AIN Toolkit Service - Trigger Access Charge, Per Trigger, Per DN, Term. Attempt				BAPTT		31.21	31.21					20.35	20.35	13.28	13.28
	AIN Toolkit Service - Trigger Access Charge, Per Trigger, Per DN, Off-Hook Delay				BAPTD		31.21	31.21					20.35	20.35	13.28	13.28
	AIN Toolkit Service - Trigger Access Charge, Per Trigger, Per DN, Off-Hook Immediate				BAPTM		31.21	31.21					20.35	20.35	13.28	13.28
	AIN Toolkit Service - Trigger Access Charge, Per Trigger, Per DN, 10-Digit PODP				BAPTO		85.24	85.24					20.35	20.35	13.28	13.28
	AIN Toolkit Service - Trigger Access Charge, Per Trigger, Per DN, CDP				BAPTC		85.24	85.24					20.35	20.35	13.28	13.28
	AIN Toolkit Service - Trigger Access Charge, Per Trigger, Per DN, Feature Code				BAPTF		85.24	85.24					20.35	20.35	13.28	13.28
	AIN Toolkit Service - Query Charge, Per Query						0.0211882									
	AIN Toolkit Service - Type 1 Node Charge, Per AIN Toolkit Subscription, Per Node, Per Query						0.0054774									
	AIN Toolkit Service - SCP Storage Charge, Per SMS Access Account, Per 100 Kilobytes						1.50									
	AIN Toolkit Service - Monthly report - Per AIN Toolkit Service Subscription			CAM	BAPMS		17.43	33.52	33.52				20.35	20.35	13.28	13.28
	AIN Toolkit Service - Special Study - Per AIN Toolkit Service Subscription			CAM	BAPLS	0.1321116	36.23	36.23					20.35	20.35	13.28	13.28
	AIN Toolkit Service - Call Event Report - Per AIN Toolkit Service Subscription			CAM	BAPDS	17.35	33.52	33.52					20.35	20.35	13.28	13.28
	AIN Toolkit Service - Call Event Special Study - Per AIN Toolkit Service Subscription			CAM	BAPES	0.0511435	36.23	36.23					20.35	20.35	13.28	13.28
ENHANCED EXTENDED LINK (EELs)																
NOTE: The monthly recurring and non-recurring charges below will apply and the Switch-As-Is Charge will not apply for EELs provisioned as ' Ordinarily Combined' Network Elements.																
NOTE: The monthly recurring and the Switch-As-Is Charge and not the non-recurring charges below will apply for EELs provisioned as ' Currently Combined' Network Elements.																
NOTE: Minimum billing is one month for DS1 and below and three months above DS1 services.																
2-WIRE VOICE GRADE EXTENDED LOOP WITH DEDICATED DS1 INTEROFFICE TRANSPORT (EEL)																
	First 2-Wire VG Loop(SL2) in a DS1 Interofficed Transport Combination - Zone 1		1	UNCVX	UEAL2		16.56	108.76	35.47	72.94	10.86		20.35	21.09	9.80	10.54
	First 2-Wire VG Grade Loop(SL2) in a DS1 Interofficed Transport Combination - Zone 2		2	UNCVX	UEAL2		21.63	108.76	35.47	72.94	10.86		20.35	21.09	9.80	10.54
	First 2-Wire VG Grade Loop(SL2) in a DS1 Interofficed Transport Combination - Zone 3		3	UNCVX	UEAL2		28.28	108.76	35.47	72.94	10.86		20.35	21.09	9.80	10.54
	Interoffice Transport - Dedicated - DS1 combination - Per Mile per month			UNC1X	1L5XX		0.3562									
	Interoffice Transport - Dedicated - DS1 combination - Facility Termination per month			UNC1X	U1TF1		77.86	171.24	113.12	70.07	30.90		20.35	21.09	9.80	10.54
	DS1 Channelization System Per Month			UNC1X	MQ1		80.77	105.76	14.48	3.04	2.74					

UNBUNDLED NETWORK ELEMENTS - Tennessee										Attachment: 2		Exhibit: B					
CATEGORY	RATE ELEMENTS	Interim	Zone	BCS	USOC	RATES (\$)				Svc Order Submitted Elec per LSR	Svc Order Submitted Manually per LSR	Incremental Charge - Manual Svc Order vs. Electronic-1st	Incremental Charge - Manual Svc Order vs. Electronic-Add'l	Incremental Charge - Manual Svc Order vs. Electronic-Disc 1st	Incremental Charge - Manual Svc Order vs. Electronic-Disc Add'l		
						Rec	Nonrecurring First	Add'l	Nonrecurring Disconnect First							Add'l	OSS Rates (\$)
												SOMEc	SOMAN	SOMAN	SOMAN	SOMAN	SOMAN
	Voice Grade COCI - DS1 To DS0 Interface - Per Month			UNCVX	1D1VG	0.91	5.70	4.42									
	Each Additional 2-Wire VG Loop(SL 2) in the same DS1 Interoffice Transport Combination - Zone 1		1	UNCVX	UEAL2	16.56	108.76	35.47	72.94	10.86			20.35	21.09	9.80	10.54	
	Each Additional 2-Wire VG Loop(SL2) in the same DS1 Interoffice Transport Combination - Zone 2		2	UNCVX	UEAL2	21.63	108.76	35.47	72.94	10.86			20.35	21.09	9.80	10.54	
	Each Additional 2-Wire VG Loop(SL2) in the same DS1 Interoffice Transport Combination - Zone 3		3	UNCVX	UEAL2	28.28	108.76	35.47	72.94	10.86			20.35	21.09	9.80	10.54	
	Voice Grade COCI - DS1 to DS0 Channel System combination - per month			UNCVX	1D1VG	0.91	5.70	4.42									
	Nonrecurring Currently Combined Network Elements Switch -As-Is Charge			UNC1X	UNCCC		52.73	24.62	9.12	9.12			20.35	21.09	9.80	10.54	
<b>4-WIRE VOICE GRADE EXTENDED LOOP WITH DEDICATED DS1 INTEROFFICE TRANSPORT (EEL)</b>																	
	First 4-Wire Analog Voice Grade Loop in a DS1 Interoffice Transport Combination - Zone 1		1	UNCVX	UEAL4	24.70	108.76	35.47	72.94	10.86			20.35	21.09	9.80	10.54	
	First 4-Wire Analog Voice Grade Loop in a DS1 Interoffice Transport Combination - Zone 2		2	UNCVX	UEAL4	32.26	108.76	35.47	72.94	10.86			20.35	21.09	9.80	10.54	
	First 4-Wire Analog Voice Grade Loop in a DS1 Interoffice Transport Combination - Zone 3		3	UNCVX	UEAL4	42.18	108.76	35.47	72.94	10.86			20.35	21.09	9.80	10.54	
	Interoffice Transport - Dedicated - DS1 combination - Per Mile Per Month			UNC1X	1L5XX	0.3562											
	Interoffice Transport - Dedicated - DS1 - Facility Termination Per Month			UNC1X	U1TF1	77.86	171.24	113.12	70.07	30.90			20.35	21.09	9.80	10.54	
	Channelization - Channel System DS1 to DS0 combination Per Month			UNC1X	MQ1	80.77	105.76	14.48	3.04	2.74							
	Voice Grade COCI - DS1 to DS0 Channel System combination - per month			UNCVX	1D1VG	0.91	5.70	4.42									
	Additional 4-Wire Analog Voice Grade Loop in same DS1 Interoffice Transport Combination - Zone 1		1	UNCVX	UEAL4	24.70	108.76	35.47	72.94	10.86			20.35	21.09	9.80	10.54	
	Additional 4-Wire Analog Voice Grade Loop in same DS1 Interoffice Transport Combination - Zone 2		2	UNCVX	UEAL4	32.26	108.76	35.47	72.94	10.86			20.35	21.09	9.80	10.54	
	Additional 4-Wire Analog Voice Grade Loop in same DS1 Interoffice Transport Combination - Zone 3		3	UNCVX	UEAL4	42.18	108.76	35.47	72.94	10.86			20.35	21.09	9.80	10.54	
	Voice Grade COCI - DS1 to DS0 Channel System combination - per month			UNCVX	1D1VG	0.91	5.70	4.42									
	Nonrecurring Currently Combined Network Elements Switch -As-Is Charge			UNC1X	UNCCC		52.73	24.62	9.12	9.12			20.35	21.09	9.80	10.54	
<b>4-WIRE 56 KBPS EXTENDED DIGITAL LOOP WITH DEDICATED DS1 INTEROFFICE TRANSPORT (EEL)</b>																	
	First 4-Wire 56Kbps Digital Grade Loop in a DS1 Interoffice Transport Combination - Zone 1		1	UNCDX	UDL56	31.10	108.76	35.47	72.94	10.86			20.35	21.09	9.80	10.54	
	First 4-wire 56Kbps Digital Grade Loop in a DS1 Interoffice Transport Combination - Zone 2		2	UNCDX	UDL56	40.61	108.76	35.47	72.94	10.86			20.35	21.09	9.80	10.54	
	First 4-Wire 56Kbps Digital Grade Loop in a DS1 Interoffice Transport Combination - Zone 3		3	UNCDX	UDL56	53.11	108.76	35.47	72.94	10.86			20.35	21.09	9.80	10.54	
	Interoffice Transport - Dedicated - DS1 combination - Per Mile Per Month			UNC1X	1L5XX	0.3562											
	Interoffice Transport - Dedicated - DS1 - combination Facility Termination Per Month			UNC1X	U1TF1	77.86	171.24	113.12	70.07	30.90			20.35	21.09	9.80	10.54	
	Channelization - Channel System DS1 to DS0 combination Per Month			UNC1X	MQ1	80.77	105.76	14.48	3.04	2.74							
	OCU-DP COCI (data) - DS1 to DS0 Channel System - per month (2.4-64kbs)			UNCDX	1D1DD	0.91	5.70	4.42									
	Additional 4-Wire 56Kbps Digital Grade Loop in same DS1 Interoffice Transport Combination - Zone 1		1	UNCDX	UDL56	31.10	108.76	35.47	72.94	10.86			20.35	21.09	9.80	10.54	
	Additional 4-Wire 56Kbps Digital Grade Loop in same DS1 Interoffice Transport Combination - Zone 2		2	UNCDX	UDL56	40.61	108.76	35.47	72.94	10.86			20.35	21.09	9.80	10.54	
	Additional 4-Wire 56Kbps Digital Grade Loop in same DS1 Interoffice Transport Combination - Zone 3		3	UNCDX	UDL56	53.11	108.76	35.47	72.94	10.86			20.35	21.09	9.80	10.54	
	OCU-DP COCI (data) - DS1 to DS0 Channel System - combination per month (2.4-64kbs)			UNCDX	1D1DD	0.91	5.70	4.42									

UNBUNDLED NETWORK ELEMENTS - Tennessee										Attachment: 2		Exhibit: B				
CATEGORY	RATE ELEMENTS	Interim	Zone	BCS	USOC	RATES (\$)				Svc Order Submitted Elec per LSR	Svc Order Submitted Manually per LSR	Incremental Charge - Manual Svc Order vs. Electronic-1st	Incremental Charge - Manual Svc Order vs. Electronic-Add'l	Incremental Charge - Manual Svc Order vs. Electronic-Disc 1st	Incremental Charge - Manual Svc Order vs. Electronic-Disc Add'l	
						Rec	Nonrecurring First	Add'l	Nonrecurring Disconnect First							Add'l
											SOMEc	SOMAN	SOMAN	SOMAN	SOMAN	SOMAN
	Nonrecurring Currently Combined Network Elements Switch -As-Is Charge			UNC1X	UNCCC		52.73	24.62	9.12	9.12			20.35	21.09	9.80	10.54
<b>4-WIRE 64 KBPS EXTENDED DIGITAL LOOP WITH DEDICATED DS1 INTEROFFICE TRANSPORT (EEL)</b>																
	First 4-Wire 64Kbps Digital Grade Loop in a DS1 Interoffice Transport Combination - Zone 1		1	UNC1X	UDL64	31.10	108.76	35.47	72.94	10.86			20.35	21.09	9.80	10.54
	First 4-Wire 64Kbps Digital Grade Loop in a DS1 Interoffice Transport Combination - Zone 2		2	UNC1X	UDL64	40.61	108.76	35.47	72.94	10.86			20.35	21.09	9.80	10.54
	First 4-Wire 64Kbps Digital Grade Loop in a DS1 Interoffice Transport Combination - Zone 3		3	UNC1X	UDL64	53.11	108.76	35.47	72.94	10.86			20.35	21.09	9.80	10.54
	Interoffice Transport - Dedicated - DS1 combination - Per Mile Per Month			UNC1X	1L5XX	0.3562										
	Interoffice Transport - Dedicated - DS1 combination - Facility Termination Per Month			UNC1X	U1TF1	77.86	171.24	113.12	70.07	30.90			20.35	21.09	9.80	10.54
	Channelization - Channel System DS1 to DS0 combination Per Month			UNC1X	MQ1	80.77	105.76	14.48	3.04	2.74			20.35	21.09	9.80	10.54
	OCU-DP COCI (data) - DS1 to DS0 Channel System combination - per month (2.4-64kbs)			UNC1X	1D1DD	0.91	5.70	4.42								
	Additional 4-Wire 64Kbps Digital Grade Loop in same DS1 Interoffice Transport Combination - Zone 1		1	UNC1X	UDL64	31.10	108.76	35.47	72.94	10.86			20.35	21.09	9.80	10.54
	Additional 4-Wire 64Kbps Digital Grade Loop in same DS1 Interoffice Transport Combination - Zone 2		2	UNC1X	UDL64	40.61	108.76	35.47	72.94	10.86			20.35	21.09	9.80	10.54
	Additional 4-Wire 64Kbps Digital Grade Loop in same DS1 Interoffice Transport Combination - Zone 3		3	UNC1X	UDL64	53.11	108.76	35.47	72.94	10.86			20.35	21.09	9.80	10.54
	OCU-DP COCI (data) - DS1 to DS0 Channel System combination - per month (2.4-64kbs)			UNC1X	1D1DD	0.91	5.70	4.42								
	Nonrecurring Currently Combined Network Elements Switch -As-Is Charge			UNC1X	UNCCC		52.73	24.62	9.12	9.12			20.35	21.09	9.80	10.54
<b>4-WIRE DS1 DIGITAL EXTENDED LOOP WITH DEDICATED DS1 INTEROFFICE TRANSPORT (EEL)</b>																
	4-Wire DS1 Digital Loop in Combination with DS1 Interoffice Transport - Zone 1		1	UNC1X	USLXX	57.73	228.40	161.74	79.87	24.88			20.35	21.09	9.80	10.54
	4-Wire DS1 Digital Loop in Combination with DS1 Interoffice Transport - Zone 2		2	UNC1X	USLXX	75.40	228.40	161.74	79.87	24.88			20.35	21.09	9.80	10.54
	4-Wire DS1 Digital Loop in Combination with DS1 Interoffice Transport - Zone 3		3	UNC1X	USLXX	98.59	228.40	161.74	79.87	24.88			20.35	21.09	9.80	10.54
	Interoffice Transport - Dedicated - DS1 combination - Per Mile Per Month			UNC1X	1L5XX	0.3562										
	Interoffice Transport - Dedicated - DS1 combination - Facility Termination Per Month			UNC1X	U1TF1	77.86	171.24	113.12	70.07	30.90			20.35	21.09	9.80	10.54
	Nonrecurring Currently Combined Network Elements Switch -As-Is Charge			UNC1X	UNCCC		52.73	24.62	9.12	9.12			20.35	21.09	9.80	10.54
<b>4-WIRE DS1 DIGITAL EXTENDED LOOP WITH DEDICATED DS3 INTEROFFICE TRANSPORT (EEL)</b>																
	First DS1Loop in DS3 Interoffice Transport Combination - Zone 1		1	UNC1X	USLXX	57.73	228.40	161.74	79.87	24.88			20.35	21.09	9.80	10.54
	First DS1Loop in DS3 Interoffice Transport Combination - Zone 2		2	UNC1X	USLXX	75.40	228.40	161.74	79.87	24.88			20.35	21.09	9.80	10.54
	First DS1Loop in DS3 Interoffice Transport Combination - Zone 3		3	UNC1X	USLXX	98.59	228.40	161.74	79.87	24.88			20.35	21.09	9.80	10.54
	Interoffice Transport - Dedicated - DS3 combination - Per Mile Per Month			UNC3X	1L5XX	2.34										
	Interoffice Transport - Dedicated - DS3 - Facility Termination per month			UNC3X	U1TF3	854.97	482.01	153.81	64.43	35.43			20.35	21.09	9.80	10.54
	DS3 to DS1 Channel System combination per month			UNC3X	MQ3	222.98	156.02	49.41	17.12	6.77						
	DS3 Interface Unit (DS1 COCI) combination per month			UNC1X	UC1D1	17.58	5.70	4.42								
	Additional DS1Loop in DS3 Interoffice Transport Combination - Zone 1		1	UNC1X	USLXX	57.73	228.40	161.74	79.87	24.88			20.35	21.09	9.80	10.54
	Additional DS1Loop in DS3 Interoffice Transport Combination - Zone 2		2	UNC1X	USLXX	75.40	228.40	161.74	79.87	24.88			20.35	21.09	9.80	10.54
	Additional DS1Loop in DS3 Interoffice Transport Combination - Zone 3		3	UNC1X	USLXX	98.59	228.40	161.74	79.87	24.88			20.35	21.09	9.80	10.54

**UNBUNDLED NETWORK ELEMENTS - Tennessee**

UNBUNDLED NETWORK ELEMENTS - Tennessee										Attachment: 2		Exhibit: B			
CATEGORY	RATE ELEMENTS	Interim	Zone	BCS	USOC	RATES (\$)				Svc Order Submitted Elec per LSR	Svc Order Submitted Manually per LSR	Incremental Charge - Manual Svc Order vs. Electronic-1st	Incremental Charge - Manual Svc Order vs. Electronic-Add'l	Incremental Charge - Manual Svc Order vs. Electronic-Disc 1st	Incremental Charge - Manual Svc Order vs. Electronic-Disc Add'l
						Rec	Nonrecurring First	Add'l	Nonrecurring Disconnect First						
										SOMEc	SOMAN	SOMAN	SOMAN	SOMAN	SOMAN
	DS3 Interface Unit (DS1 COC) combination per month			UNC1X	UC1D1	17.58	5.70	4.42							
	Nonrecurring Currently Combined Network Elements Switch -As-Is Charge			UNC3X	UNCCC		52.73	24.62	9.12	9.12		20.35	21.09	9.80	10.54
<b>2-WIRE VOICE GRADE EXTENDED LOOP/ 2 WIRE VOICE GRADE INTEROFFICE TRANSPORT (EEL)</b>															
	2-WireVG Loop used with 2-wire VG Interoffice Transport Combination - Zone 1		1	UNCVX	UEAL2	16.56	108.76	35.47	72.94	10.86		20.35	21.09	9.80	10.54
	2-WireVG Loop used with 2-wire VG Interoffice Transport Combination - Zone 2		2	UNCVX	UEAL2	21.63	108.76	35.47	72.94	10.86		20.35	21.09	9.80	10.54
	2-WireVG Loop used with 2-wire VG Interoffice Transport Combination - Zone 3		3	UNCVX	UEAL2	28.28	108.76	35.47	72.94	10.86		20.35	21.09	9.80	10.54
	Interoffice Transport - Dedicated - 2-wire VG combination - Per Mile Per Month			UNCVX	1L5XX	0.0174									
	Interoffice Transport - Dedicated - 2- Wire Voice Grade combination - Facility Termination per month			UNCVX	U1TV2	21.79	79.83	44.08	69.32	31.00		20.35	21.09	9.80	10.54
	Nonrecurring Currently Combined Network Elements Switch -As-Is Charge			UNCVX	UNCCC		52.73	24.62	9.12	9.12		20.35	21.09	9.80	10.54
<b>4-WIRE VOICE GRADE EXTENDED LOOP/ 4 WIRE VOICE GRADE INTEROFFICE TRANSPORT (EEL)</b>															
	4-WireVG Loop used with 4-wire VG Interoffice Transport Combination - Zone 1		1	UNCVX	UEAL4	24.70	108.76	35.47	72.94	10.86		20.35	21.09	9.80	10.54
	4-WireVG Loop used with 4-wire VG Interoffice Transport Combination - Zone 2		2	UNCVX	UEAL4	32.26	108.76	35.47	72.94	10.86		20.35	21.09	9.80	10.54
	4-WireVG Loop used with 4-wire VG Interoffice Transport Combination - Zone 3		3	UNCVX	UEAL4	42.18	108.76	35.47	72.94	10.86		20.35	21.09	9.80	10.54
	Interoffice Transport - Dedicated - 4-wire VG combination - Per Mile Per Month			UNCVX	1L5XX	0.0174									
	Interoffice Transport - Dedicated - 4- Wire Voice Grade combination - Facility Termination per month			UNCVX	U1TV4	27.30	79.83	44.08	69.32	31.00		20.35	21.09	9.80	10.54
	Nonrecurring Currently Combined Network Elements Switch -As-Is Charge			UNCVX	UNCCC		52.73	24.62	9.12	9.12		20.35	21.09	9.80	10.54
<b>DS3 DIGITAL EXTENDED LOOP WITH DEDICATED DS3 INTEROFFICE TRANSPORT (EEL)</b>															
	High Capacity Unbundled Local Loop - DS3 combination - Per Mile per month			UNC3X	1L5ND	9.19									
	High Capacity Unbundled Local Loop - DS3 combination - Facility Termination per month			UNC3X	UE3PX	373.47	240.23	180.87	106.78	45.24		20.35	21.09	9.80	10.54
	Interoffice Transport - Dedicated - DS3 - Per Mile per month			UNC3X	1L5XX	2.34									
	Interoffice Transport - Dedicated - DS3 combination - Facility Termination per per month			UNC3X	U1TF3	854.97	482.01	153.81	64.43	35.43		20.35	21.09	9.80	10.54
	Nonrecurring Currently Combined Network Elements Switch -As-Is Charge			UNC3X	UNCCC		52.73	24.62	9.12	9.12		20.35	21.09	9.80	10.54
<b>STS1 DIGITAL EXTENDED LOOP WITH DEDICATED STS1 INTEROFFICE TRANSPORT (EEL)</b>															
	High Capacity Unbundled Local Loop - STS1 combination - Per Mile per month			UNCSX	1L5ND	9.19									
	High Capacity Unbundled Local Loop - STS1 combination - Facility Termination per month			UNCSX	UDLS1	394.56	240.23	180.87	106.78	45.24		20.35	21.09	9.80	10.54
	Interoffice Transport - Dedicated - STS1 combination - Per Mile per month			UNCSX	1L5XX	2.34									
	Interoffice Transport - Dedicated - STS1 combination - Facility Termination per month			UNCSX	U1TFS	849.30	482.01	153.81	64.43	35.43		20.35	21.09	9.80	10.54
	Nonrecurring Currently Combined Network Elements Switch -As-Is Charge			UNCSX	UNCCC		52.73	24.62	9.12	9.12		20.35	21.09	9.80	10.54
<b>2-WIRE ISDN EXTENDED LOOP WITH DS1 INTEROFFICE TRANSPORT (EEL)</b>															
	First 2-Wire ISDN Loop in a DS1 Interoffice Combination Transport - Zone 1		1	UNCNX	U1L2X	22.22	108.76	35.47	72.94	10.86		20.35	21.09	9.80	10.54
	First 2-Wire ISDN Loop in a DS1 Interoffice Combination Transport - Zone 2		2	UNCNX	U1L2X	29.02	108.76	35.47	72.94	10.86		20.35	21.09	9.80	10.54
	First 2-Wire ISDN Loop in a DS1 Interoffice Combination Transport - Zone 3		3	UNCNX	U1L2X	37.95	108.76	35.47	72.94	10.86		20.35	21.09	9.80	10.54
	Interoffice Transport - Dedicated - DS1 combination - Per Mile			UNC1X	1L5XX	0.3562									

**UNBUNDLED NETWORK ELEMENTS - Tennessee**

UNBUNDLED NETWORK ELEMENTS - Tennessee										Attachment: 2		Exhibit: B				
CATEGORY	RATE ELEMENTS	Interim	Zone	BCS	USOC	RATES (\$)				Svc Order Submitted Elec per LSR	Svc Order Submitted Manually per LSR	Incremental Charge - Manual Svc Order vs. Electronic-1st	Incremental Charge - Manual Svc Order vs. Electronic-Add'l	Incremental Charge - Manual Svc Order vs. Electronic-Disc 1st	Incremental Charge - Manual Svc Order vs. Electronic-Disc Add'l	
						Rec	Nonrecurring First	Add'l	Nonrecurring First							Disconnect Add'l
										SOMEc	SOMAN	SOMAN	SOMAN	SOMAN	SOMAN	
	Interoffice Transport - Dedicated - DS1 combination - Facility Termination per month			UNC1X	U1TF1	77.86	171.24	113.12	70.07	30.90			20.35	21.09	9.80	10.54
	Channelization - Channel System DS1 to DS0 combination - per month			UNC1X	MQ1	80.77	105.76	14.48	3.04	2.74			20.35	21.09	9.80	10.54
	2-wire ISDN COCI (BRITE) - DS1 to DS0 Channel System combination - per month			UNCNX	UC1CA	3.24	5.70	4.42					20.35	21.09	9.80	10.54
	Additional 2-wire ISDN Loop in same DS1 Interoffice Transport Combination - Zone 1		1	UNCNX	U1L2X	22.22	108.76	35.47	72.94	10.86			20.35	21.09	9.80	10.54
	Additional 2-wire ISDN Loop in same DS1 Interoffice Transport Combination - Zone 2		2	UNCNX	U1L2X	29.02	108.76	35.47	72.94	10.86			20.35	21.09	9.80	10.54
	Additional 2-wire ISDN Loop in same DS1 Interoffice Transport Combination - Zone 3		3	UNCNX	U1L2X	37.95	108.76	35.47	72.94	10.86			20.35	21.09	9.80	10.54
	2-wire ISDN COCI (BRITE) - DS1 to DS0 Channel System combination - per month			UNCNX	UC1CA	3.24	5.70	4.42					20.35	21.09	9.80	10.54
	Nonrecurring Currently Combined Network Elements Switch -As-Is Charge			UNC1X	UNCCC		52.73	24.62	9.12	9.12			20.35	21.09	9.80	10.54
<b>4-WIRE DS1 DIGITAL EXTENDED LOOP WITH DEDICATED STS-1 INTEROFFICE TRANSPORT (EEL)</b>																
	First DS1 Loop in STS1 Interoffice Transport Combination - Zone 1		1	UNC1X	USLXX	57.73	228.40	161.74	79.87	24.88			20.35	21.09	9.80	10.54
	First DS1 Loop in STS1 Interoffice Transport Combination - Zone 2		2	UNC1X	USLXX	75.40	228.40	161.74	79.87	24.88			20.35	21.09	9.80	10.54
	First DS1 Loop in STS1 Interoffice Transport Combination - Zone 3		3	UNC1X	USLXX	98.59	228.40	161.74	79.87	24.88			20.35	21.09	9.80	10.54
	Interoffice Transport - Dedicated - STS1 combination - Per Mile Per Month			UNCSX	1L5XX	2.34										
	Interoffice Transport - Dedicated - STS1 combination - Facility Termination			UNCSX	U1TFS	849.30	482.01	153.81	64.43	35.43			20.35	21.09	9.80	10.54
	STS1 to DS1 Channel System combination per month			UNCSX	MQ3	222.98	156.02	49.41	17.12	6.77			20.35	21.09	9.80	10.54
	DS3 Interface Unit (DS1 COCI) combination per month			UNC1X	UC1D1	17.58	5.70	4.42					20.35	21.09	9.80	10.54
	Additional DS1 Loop in STS1 Interoffice Transport Combination - Zone 1		1	UNC1X	USLXX	57.73	228.40	161.74	79.87	24.88			20.35	21.09	9.80	10.54
	Additional DS1 Loop in STS1 Interoffice Transport Combination - Zone 2		2	UNC1X	USLXX	75.40	228.40	161.74	79.87	24.88			20.35	21.09	9.80	10.54
	Additional DS1 Loop in STS1 Interoffice Transport Combination - Zone 3		3	UNC1X	USLXX	98.59	228.40	161.74	79.87	24.88			20.35	21.09	9.80	10.54
	DS3 Interface Unit (DS1 COCI) combination per month			UNC1X	UC1D1	17.58	5.70	4.42					20.35	21.09	9.80	10.54
	Nonrecurring Currently Combined Network Elements Switch -As-Is Charge			UNCSX	UNCCC		52.73	24.62	9.12	9.12			20.35	21.09	9.80	10.54
<b>4-WIRE 56 KBPS DIGITAL EXTENDED LOOP WITH 56 KBPS INTEROFFICE TRANSPORT (EEL)</b>																
	4-wire 56 kbps Loop/4-wire 56 kbps Interoffice Transport Combination - Zone 1		1	UNCDX	UDL56	31.10	108.76	35.47	72.94	10.86			20.35	21.09	9.80	10.54
	4-wire 56 kbps Loop/4-wire 56 kbps Interoffice Transport Combination - Zone 2		2	UNCDX	UDL56	40.61	108.76	35.47	72.94	10.86			20.35	21.09	9.80	10.54
	4-wire 56 kbps Loop/4-wire 56 kbps Interoffice Transport Combination - Zone 3		3	UNCDX	UDL56	53.11	108.76	35.47	72.94	10.86			20.35	21.09	9.80	10.54
	Interoffice Transport - Dedicated - 4-wire 56 kbps combination - Per Mile			UNCDX	1L5XX	0.0174										
	Interoffice Transport - Dedicated - 4-wire 56 kbps combination - Facility Termination			UNCDX	U1TD5	21.19	79.83	44.08	69.32	31.00			20.35	21.09	9.80	10.54
	Nonrecurring Currently Combined Network Elements Switch -As-Is Charge			UNCDX	UNCCC		52.73	24.62	9.12	9.12			20.35	21.09	9.80	10.54
<b>4-WIRE 64 KBPS DIGITAL EXTENDED LOOP WITH 64 KBPS INTEROFFICE TRANSPORT (EEL)</b>																
	4-wire 64 kbps Loop/4-wire 64 kbps Interoffice Transport Combination - Zone 1		1	UNCDX	UDL64	31.10	108.76	35.47	72.94	10.86			20.35	21.09	9.80	10.54
	4-wire 64 kbps Loop/4-wire 64 kbps Interoffice Transport Combination - Zone 2		2	UNCDX	UDL64	40.61	108.76	35.47	72.94	10.86			20.35	21.09	9.80	10.54
	4-wire 64 kbps Loop/4-wire 64 kbps Interoffice Transport Combination - Zone 3		3	UNCDX	UDL64	53.11	108.76	35.47	72.94	10.86			20.35	21.09	9.80	10.54

UNBUNDLED NETWORK ELEMENTS - Tennessee										Attachment: 2		Exhibit: B						
CATEGORY	RATE ELEMENTS	Interim	Zone	BCS	USOC	RATES (\$)				Svc Order Submitted Elec per LSR	Svc Order Submitted Manually per LSR	Incremental Charge - Manual Svc Order vs. Electronic-1st	Incremental Charge - Manual Svc Order vs. Electronic-Add'l	Incremental Charge - Manual Svc Order vs. Electronic-Disc 1st	Incremental Charge - Manual Svc Order vs. Electronic-Disc Add'l			
						Rec	Nonrecurring First	Add'l	Nonrecurring First							Disconnect Add'l	OSS Rates (\$)	
													SOMEc	SOMAN	SOMAN	SOMAN	SOMAN	SOMAN
	Interoffice Transport - Dedicated - 4-wire 64 kbps combination - Per Mile			UNCDX	1L5XX	0.0174												
	Interoffice Transport - Dedicated - 4-wire 64 kbps combination - Facility Termination			UNCDX	U1TD6	21.19	79.83	44.08	69.32	31.00			20.35	21.09	9.80	10.54		
	Nonrecurring Currently Combined Network Elements Switch -As-Is Charge			UNCDX	UNCCC		52.73	24.62	9.12	9.12			20.35	21.09	9.80	10.54		
<b>ADDITIONAL NETWORK ELEMENTS</b>																		
When used as a part of a currently combined facility, the non-recurring charges do not apply, but a Switch As Is charge does apply.																		
When used as ordinarily combined network elements in All States, the non-recurring charges apply and the Switch As Is Charge does not.																		
Nonrecurring Currently Combined Network Elements "Switch As Is" Charge (One applies to each combination)																		
	Nonrecurring Currently Combined Network Elements Switch -As-Is Charge - 2 wire/4-Wire VG			UNCVX	UNCCC		52.73	24.62	9.12	9.12			20.35	21.09	9.80	10.54		
	Nonrecurring Currently Combined Network Elements Switch -As-Is Charge - 56/64 kbps			UNCDX	UNCCC		52.73	24.62	9.12	9.12			20.35	21.09	9.80	10.54		
	Nonrecurring Currently Combined Network Elements Switch -As-Is Charge - DS1			UNC1X	UNCCC		52.73	24.62	9.12	9.12			20.35	21.09	9.80	10.54		
	Nonrecurring Currently Combined Network Elements Switch -As-Is Charge - DS3			UNC3X	UNCCC		52.73	24.62	9.12	9.12			20.35	21.09	9.80	10.54		
	Nonrecurring Currently Combined Network Elements Switch -As-Is Charge - STS1			UNCSX	UNCCC		52.73	24.62	9.12	9.12			20.35	21.09	9.80	10.54		
<b>NOTE: Local Channel - Dedicated Transport - minimum billing period - Below DS3=one month, DS3 and above=four months</b>																		
	Local Channel - Dedicated - 2-Wire Voice Grade Zone 1		1	UNCVX	ULDV2	17.18	108.76	35.47	72.94	10.86			20.35	21.09	9.80	10.54		
	Local Channel - Dedicated - 2-Wire Voice Grade Zone 2		2	UNCVX	ULDV2	22.44	108.76	35.47	72.94	10.86			20.35	21.09	9.80	10.54		
	Local Channel - Dedicated - 2-Wire Voice Grade Zone 3		3	UNCVX	ULDV2	29.34	108.76	35.47	72.94	10.86			20.35	21.09	9.80	10.54		
	Local Channel - Dedicated - 4-Wire Voice Grade Zone 1		1	UNCVX	ULDV4	18.18	108.76	35.47	72.94	10.86			20.35	21.09	9.80	10.54		
	Local Channel - Dedicated - 4-Wire Voice Grade Zone 2		2	UNCVX	ULDV4	23.74	108.76	35.47	72.94	10.86			20.35	21.09	9.80	10.54		
	Local Channel - Dedicated - 4-Wire Voice Grade Zone 3		3	UNCVX	ULDV4	31.05	108.76	35.47	72.94	10.86			20.35	21.09	9.80	10.54		
	Local Channel - Dedicated - DS1 per month Zone 1		1	UNC1X	ULDF1	36.24	228.40	161.74	79.87	24.88			20.35	21.09	9.80	10.54		
	Local Channel - Dedicated - DS1 Per Month Zone 2		2	UNC1X	ULDF1	47.33	228.40	161.74	79.87	24.88			20.35	21.09	9.80	10.54		
	Local Channel - Dedicated - DS1 - Per Month Zone 3		3	UNC1X	ULDF1	61.89	228.40	161.74	79.87	24.88			20.35	21.09	9.80	10.54		
	Local Channel - Dedicated - DS3 - Per Mile per month			UNC3X	1L5NC	7.15												
	Local Channel - Dedicated - DS3 - Facility Termination			UNC3X	ULDF3	611.30	595.37	304.50	215.82	151.15			20.35	21.09	9.80	10.54		
	Local Channel - Dedicated - STS-1 - Per Mile per month			UNCSX	1L5NC	7.15												
	Local Channel - Dedicated - STS-1 - Facility Termination			UNCSX	ULDFS	599.59	588.07	297.20	215.82	151.15			20.35	21.09	9.80	10.54		
<b>MULTIPLEXERS</b>																		
<b>NOTE: minimum billing period is one month for DS1 to DS0 Channel System and interfaces</b>																		
<b>NOTE: minimum billing period is three months for DS3 to DS1 and above Channel System and interfaces</b>																		
	Channelization - DS1 to DS0 Channel System			UXTD1	MQ1	80.77	141.67	77.11	14.51	13.46			20.35	9.80	11.49	1.18		
	OCU-DP COCI (data) - DS1 to DS0 Channel System - per month (2.4-64kbs)			UDL	1D1DD	1.82	6.07	4.66					20.35	9.80	11.49	1.18		
	2-wire ISDN COCI (BRITE) - DS1 to DS0 Channel System - per month			UDN	UC1CA	3.10	6.07	4.66					20.35	9.80	11.49	1.18		
	Voice Grade COCI - DS1 to DS0 Channel System - per month			UEA	1D1VG	0.91	6.07	4.66					20.35	9.80	11.49	1.18		
	DS3 to DS1 Channel System per month			UXTD3	MQ3	222.98	308.03	108.47	44.47	42.62			20.35	9.80	11.49	1.18		
	STS1 to DS1 Channel System per month			UXTS1	MQ3	222.98	308.03	108.47	44.47	42.62			20.35	21.09	9.80	9.80		
	DS3 Interface Unit (DS1 COCI) used with Loop per month			USL	UC1D1	17.58	6.07	4.66					20.35	9.80	11.49	1.18		
	DS3 Interface Unit (DS1 COCI) used with Local Channel per month			ULDD1	UC1D1		6.07	4.66					20.35	9.80	11.49	1.18		
<b>Sub-Loop Feeder</b>																		
	Unbundled Sub-Loop Feeder Loop, 4-Wire DS1 - Statewide		sw	UNC1X	USBFG													
	Unbundled Sub-Loop Feeder Loop, 4-Wire DS1 - Zone 1		1	UNC1X	USBFG	39.74	116.00	40.62	106.82	18.91								
	Unbundled Sub-Loop Feeder Loop, 4-Wire DS1 - Zone 2		2	UNC1X	USBFG	51.90	116.00	40.62	106.82	18.91								
	Unbundled Sub-Loop Feeder Loop, 4-Wire DS1 - Zone 3		3	UNC1X	USBFG	67.86	116.00	40.62	106.82	18.91								
	Unbundled Sub-Loop Feeder Loop, 4-Wire DS1 - Zone 4		4	UNC1X	USBFG													
<b>UNBUNDLED LOCAL EXCHANGE SWITCHING(PORTS)</b>																		
<b>Exchange Ports</b>																		
<b>NOTE: Although the Port Rate includes all available features in GA, KY, LA &amp; TN, the desired features will need to be ordered using retail USOCs</b>																		
<b>2-WIRE VOICE GRADE LINE PORT RATES (RES)</b>																		
	Exchange Ports - 2-Wire Analog Line Port- Res.			UEPSR	UEPRL	1.89	9.93	9.19	3.66	2.92			20.35	10.54	13.32	1.40		

UNBUNDLED NETWORK ELEMENTS - Tennessee										Attachment: 2		Exhibit: B				
CATEGORY	RATE ELEMENTS	Interim	Zone	BCS	USOC	RATES (\$)				Svc Order Submitted Elec per LSR	Svc Order Submitted Manually per LSR	Incremental Charge - Manual Svc Order vs. Electronic-1st	Incremental Charge - Manual Svc Order vs. Electronic-Add'l	Incremental Charge - Manual Svc Order vs. Electronic-Disc 1st	Incremental Charge - Manual Svc Order vs. Electronic-Disc Add'l	
						Rec	Nonrecurring First	Add'l	Nonrecurring First							Disconnect Add'l
										SOMEc	SOMAN	SOMAN	SOMAN	SOMAN	SOMAN	
	Exchange Ports - 2-Wire Analog Line Port with Caller ID - Res.			UEPSR	UEPRC	1.89	9.93	9.19	3.66	2.92			20.35	10.54	13.32	1.40
	Exchange Ports - 2-Wire Analog Line Port outgoing only - Res.			UEPSR	UEPRO	1.89	9.93	9.19	3.66	2.92			20.35	10.54	13.32	1.40
	Exchange Ports - 2-Wire VG unbundled TN extended local dialing parity Port with Caller ID - Res.			UEPSR	UEPAQ	1.89	9.93	9.19	3.66	2.92			20.35	10.54	13.32	1.40
	Exchange Ports - 2-Wire VG unbundled Tennessee Area Plus with Caller ID - Res (AC7)			UEPSR	UEPAH	1.89	9.93	9.19	3.66	2.92			20.35	10.54	13.32	1.40
	Exchange Ports - 2-Wire VG unbundled Tennessee Area Calling port with Caller ID - Res (F2R)			UEPSR	UEPAK	1.89	9.93	9.19	3.66	2.92			20.35	10.54	13.32	1.40
	Exchange Ports - 2-Wire VG unbundled Tennessee Area Calling port with Caller ID - Res (TACER)			UEPSR	UEPAL	1.89	9.93	9.19	3.66	2.92			20.35	10.54	13.32	1.40
	Exchange Ports - 2-Wire VG unbundled Tennessee Area Calling port with Caller ID - Res (TACSR)			UEPSR	UEPAM	1.89	9.93	9.19	3.66	2.92			20.35	10.54	13.32	1.40
	Exchange Ports - 2-Wire VG unbundled Tennessee Area Calling port with Caller ID - Res (1MF2X)			UEPSR	UEPAN	1.89	9.93	9.19	3.66	2.92			20.35	10.54	13.32	1.40
	Exchange Ports - 2-Wire VG unbundled Tennessee Area Calling port with Caller ID - Res (2MR)			UEPSR	UEPAO	1.89	9.93	9.19	3.66	2.92			20.35	10.54	13.32	1.40
	Exchange Ports - 2-Wire VG unbundled res, low usage line port with Caller ID (LUM)			UEPSR	UEPAP	1.89	9.93	9.19	3.66	2.92			20.35	10.54	13.32	1.40
	Exchange Port - 2-Wire VG Tennessee Residence Dialing Plan without Caller ID			UEPSR	UEPWN	1.89	9.93	9.19	3.66	2.92			20.35	10.54	13.32	1.40
	Exchange Port - 2-Wire VG Tennessee Residence Area Plus without Caller ID			UEPSR	UEPRR	1.89	9.93	9.19	3.66	2.92			20.35	10.54	13.32	1.40
	2-Wire voice unbundled Low Usage Line Port without Caller ID Capability			UEPSR	UEPRT	1.89	9.93	9.19	3.66	2.92			20.35	10.54	13.32	1.40
	Subsequent Activity			UEPSR	USASC	0.00	0.00	0.00					20.35	10.54	13.32	1.40
<b>FEATURES</b>																
	All Available Vertical Features			UEPSR	UEPVF	0.00	0.00	0.00					20.35	10.54	13.32	1.40
<b>2-WIRE VOICE GRADE LINE PORT RATES (BUS)</b>																
	Exchange Ports - 2-Wire Analog Line Port without Caller ID - Bus			UEPSB	UEPBL	1.89	9.93	9.19	3.66	2.92			20.35	10.54	13.32	1.40
	Exchange Ports - 2-Wire VG unbundled Line Port with unbundled port with Caller+E484 ID - Bus.			UEPSB	UEPBC	1.89	9.93	9.19	3.66	2.92			20.35	10.54	13.32	1.40
	Exchange Ports - 2-Wire Analog Line Port outgoing only - Bus.			UEPSB	UEPBO	1.89	9.93	9.19	3.66	2.92			20.35	10.54	13.32	1.40
	Exchange Ports - 2-Wire VG unbundled TN extended local dialing parity Port with Caller ID - Bus.			UEPSB	UEPAV	1.89	9.93	9.19	3.66	2.92			20.35	10.54	13.32	1.40
	Exchange Ports - 2-Wire VG unbundled incoming only port with Caller ID - Bus			UEPSB	UEPB1	1.89	9.93	9.19	3.66	2.92			20.35	10.54	13.32	1.40
	Exchange Ports - 2-Wire VG unbundled TN Bus 2-Way Area Calling Port Economy Option - Bus (TACC1)			UEPSB	UEPAC	1.89	9.93	9.19	3.66	2.92			20.35	10.54	13.32	1.40
	Exchange Ports - 2-Wire VG unbundled TN Bus 2-Way Area Calling Port Standard Option - Bus (TACC2)			UEPSB	UEPAD	1.89	9.93	9.19	3.66	2.92			20.35	10.54	13.32	1.40
	Exchange Ports - 2-W VG unbundled TN Bus 2-Way Collierville & Memphis Local Calling Port - Bus (B2F)			UEPSB	UEPAE	1.89	9.93	9.19	3.66	2.92			20.35	10.54	13.32	1.40
	Exchange Ports - 2-W VG unbundled TN Bus 2-Way Collierville & Memphis Local Calling Port			UEPSB	UEPB2	1.89	9.93	9.19	3.66	2.92			20.35	10.54	13.32	1.40
	Exchange Ports - 2-W VG unbundled TN, Business Line Inward, Collierville & Memphis Local Calling Plan			UEPSB	UEPB3	1.89	9.93	9.19	3.66	2.92			20.35	10.54	13.32	1.40
	Exchange Ports - 2-Wire Voice Tennessee Business Dialing Plan without Caller ID			UEPSB	UEPWO	1.89	9.93	9.19	3.66	2.92			20.35	10.54	13.32	1.40
	2-Wire voice unbundled Incoming Only Port without Caller ID Capability			UEPSB	UEPBE	1.89	9.93	9.19	3.66	2.92			20.35	10.54	13.32	1.40
	Subsequent Activity			UEPSB	USASC	0.00	0.00	0.00					20.35	10.54	13.32	1.40
<b>FEATURES</b>																
	All Available Vertical Features			UEPSB	UEPVF	0.00	0.00	0.00					20.35	10.54	13.32	1.40
<b>EXCHANGE PORT RATES (DID &amp; PBX)</b>																
	2-Wire VG Unbundled 2-Way PBX Trunk - Res			UEPSE	UEPRD	1.79	9.93	9.19	3.66	2.92			20.35	10.54	13.32	1.40

UNBUNDLED NETWORK ELEMENTS - Tennessee										Attachment: 2		Exhibit: B				
CATEGORY	RATE ELEMENTS	Interim	Zone	BCS	USOC	RATES (\$)					Svc Order Submitted Elec per LSR	Svc Order Submitted Manually per LSR	Incremental Charge - Manual Svc Order vs. Electronic-1st	Incremental Charge - Manual Svc Order vs. Electronic-Add'l	Incremental Charge - Manual Svc Order vs. Electronic-Disc 1st	Incremental Charge - Manual Svc Order vs. Electronic-Disc Add'l
						Rec	Nonrecurring First	Add'l	Nonrecurring First	Disconnect Add'l						
	2-Wire VG Line Side Unbundled 2-Way PBX Trunk - Bus			UEPSP	UEPPC	1.79	9.93	9.19	3.66	2.92			20.35	10.54	13.32	1.40
	2-Wire VG Line Side Unbundled Outward PBX Trunk - Bus			UEPSP	UEPPO	1.79	9.93	9.19	3.66	2.92			20.35	10.54	13.32	1.40
	2-Wire VG Line Side Unbundled Incoming PBX Trunk - Bus			UEPSP	UEPP1	1.79	9.93	9.19	3.66	2.92			20.35	10.54	13.32	1.40
	2-Wire Analog Long Distance Terminal PBX Trunk - Bus			UEPSP	UEPLD	1.79	9.93	9.19	3.66	2.92			20.35	10.54	13.32	1.40
	2-Wire Analog TN 2-Way Calling Plan PBX Trunk - Bus			UEPSP	UEPT2	1.79	9.93	9.19	3.66	2.92			20.35	10.54	13.32	1.40
	2-Wire TN Outward Calling Plan PBX Trunk - Bus			UEPSP	UEPTO	1.79	9.93	9.19	3.66	2.92			20.35	10.54	13.32	1.40
	2-Wire Voice Unbundled PBX LD Terminal Ports			UEPSP	UEPLD	1.79	9.93	9.19	3.66	2.92			20.35	10.54	13.32	1.40
	2-Wire Voice Unbundled 2-Way PBX Tennessee Calling Port			UEPSP	UEPT2	1.79	9.93	9.19	3.66	2.92			20.35	10.54	13.32	1.40
	2-Wire Voice Unbundled 1-Way Outgoing PBX Tennessee Calling Port			UEPSP	UEPTO	1.79	9.93	9.19	3.66	2.92			20.35	10.54	13.32	1.40
	2-Wire Voice Unbundled 2-Way PBX Usage Port			UEPSP	UEPXA	1.79	9.93	9.19	3.66	2.92			20.35	10.54	13.32	1.40
	2-Wire Voice Unbundled PBX Toll Terminal Hotel Ports			UEPSP	UEPXB	1.79	9.93	9.19	3.66	2.92			20.35	10.54	13.32	1.40
	2-Wire Voice Unbundled PBX LD DDD Terminals Port			UEPSP	UEPXC	1.79	9.93	9.19	3.66	2.92			20.35	10.54	13.32	1.40
	2-Wire Voice Unbundled PBX LD Terminal Switchboard Port			UEPSP	UEPXD	1.79	9.93	9.19	3.66	2.92			20.35	10.54	13.32	1.40
	2-Wire Voice Unbundled PBX LD Terminal Switchboard IDD Capable Port			UEPSP	UEPXE	1.79	9.93	9.19	3.66	2.92			20.35	10.54	13.32	1.40
	2-Wire Voice Unbundled 2-Way PBX Hotel/Hospital Economy Administrative Calling Port			UEPSP	UEPXL	1.79	9.93	9.19	3.66	2.92			20.35	10.54	13.32	1.40
	2-Wire Voice Unbundled 2-Way PBX Hotel/Hospital Economy Room Calling Port			UEPSP	UEPXM	1.79	9.93	9.19	3.66	2.92			20.35	10.54	13.32	1.40
	2-W Voice Unbundled 1-Way Out PBX Hotel/Hospital Economy Administrative Calling Port TN Calling Port			UEPSP	UEPXN	1.79	9.93	9.19	3.66	2.92			20.35	10.54	13.32	1.40
	2-Wire Voice Unbundled 1-Way Outgoing PBX Hotel/Hospital Discount Room Calling Port			UEPSP	UEPXO	1.79	9.93	9.19	3.66	2.92			20.35	10.54	13.32	1.40
	Unbundled Exchange Ports, PBX Trunk Combination, Collierville and Memphis Local Calling Plan			UEPSP	UEPA6	1.79	9.93	9.19	3.66	2.92			20.35	10.54	13.32	1.40
	Unbundled Exchange Ports, PBX Trunk Combination, first trunk, Collierville and Memphis Local Calling Plan			UEPSP	UEPA7	1.79	9.93	9.19	3.66	2.92			20.35	10.54	13.32	1.40
	2-Wire Voice Unbundled 1-Way Outgoing PBX Measured Port			UEPSP	UEPXS	1.79	9.93	9.19	3.66	2.92			20.35	10.54	13.32	1.40
	2-Wire Voice Unbundled PBX Collierville and Memphis Calling Port			UEPSP	UEPXU	1.79	9.93	9.19	3.66	2.92			20.35	10.54	13.32	1.40
	2-Wire Voice Unbundled 2-Way PBX Tennessee RegionServ Calling Port			UEPSP	UEPXV	1.79	9.93	9.19	3.66	2.92			20.35	10.54	13.32	1.40
	Subsequent Activity			UEPSP	USASC	0.00	0.00	0.00					20.35	10.54	13.32	1.40
	<b>FEATURES</b>															
	All Available Vertical Features			UEPSP	UEPSE	0.00	0.00	0.00					20.35	10.54	13.32	1.40
	<b>EXCHANGE PORT RATES (COIN)</b>															
	Exchange Ports - Coin Port					2.11	9.93	9.19	3.66	2.92			20.35	10.54	13.32	1.40
	<b>NOTE: Transmission/usage charges associated with POTS circuit switched usage will also apply to circuit switched voice and/or circuit switched data transmission by B-Channels associated with 2-wire ISDN ports.</b>															
	<b>NOTE: Access to B Channel or D Channel Packet capabilities will be available only through BFR/New Business Request Process. Rates for the packet capabilities will be determined via the Bona Fide Request/New Business Request Process.</b>															
	<b>UNBUNDLED LOCAL EXCHANGE SWITCHING(PORTS)</b>															
	<b>EXCHANGE PORT RATES</b>															
	Exchange Ports - 2-Wire DID Port			UEPEX	UEPP2	8.97	47.75	47.01	9.21	8.47			20.35	10.54	13.32	1.40
	Exchange Ports - DDITS Port - 4-Wire DS1 Port with DID capability			UEPDD	UEPDD	35.74	75.93	38.15	8.77	8.04			20.35	10.54	13.32	1.40
	Exchange Ports - 2-Wire ISDN Port (See Notes below.)			UEPTX	UEPSX	16.26	30.23	29.49	4.10	4.10			20.35	10.54	13.32	1.40
	<b>NOTE: Transmission/usage charges associated with POTS circuit switched usage will also apply to circuit switched voice and/or circuit switched data transmission by B-Channels associated with 2-wire ISDN ports.</b>															
	<b>NOTE: Access to B Channel or D Channel Packet capabilities will be available only through BFR/New Business Request Process. Rates for the packet capabilities will be determined via the Bona Fide Request/New Business Request Process.</b>															
	Exchange Ports - 2-Wire ISDN Port -- Channel Profiles			UEPTX	UEPSX	0.00	0.00	0.00								
	Exchange Ports - 4-Wire ISDN DS1 Port			UEPEX	UEPEX	75.04	148.66	147.18	38.46	36.98			20.35	10.54	13.32	1.40
	<b>UNBUNDLED PORT with REMOTE CALL FORWARDING CAPABILITY</b>															
	<b>UNBUNDLED REMOTE CALL FORWARDING SERVICE - RESIDENCE</b>															
	Unbundled Remote Call Forwarding Service, Area Calling, Res			UEPVR	UERAC	1.89	9.93	9.19	3.66	2.92			20.35	10.54	13.32	1.40
	Unbundled Remote Call Forwarding Service, Local Calling - Res			UEPVR	UERLC	1.89	9.93	9.19	3.66	2.92			20.35	10.54	13.32	1.40
	Unbundled Remote Call Forwarding Service, InterLATA - Res			UEPVR	UERTE	1.89	9.93	9.19	3.66	2.92			20.35	10.54	13.32	1.40
	Unbundled Remote Call Forwarding Service, IntraLATA - Res			UEPVR	UERTR	1.89	9.93	9.19	3.66	2.92			20.35	10.54	13.32	1.40
	<b>Non-Recurring</b>															



UNBUNDLED NETWORK ELEMENTS - Tennessee										Attachment: 2		Exhibit: B			
CATEGORY	RATE ELEMENTS	Interim	Zone	BCS	USOC	RATES (\$)				Svc Order Submitted Elec per LSR	Svc Order Submitted Manually per LSR	Incremental Charge - Manual Svc Order vs. Electronic-1st	Incremental Charge - Manual Svc Order vs. Electronic-Add'l	Incremental Charge - Manual Svc Order vs. Electronic-Disc 1st	Incremental Charge - Manual Svc Order vs. Electronic-Disc Add'l
						Rec	Nonrecurring First	Add'l	Nonrecurring First						
										SOMEc	SOMAN	SOMAN	SOMAN	SOMAN	SOMAN
	Unbundled Remote Call Forwarding Service - Conversion - Switch-as-is			UEPVR	USAC2		1.03	0.29				20.35	10.54	13.32	1.40
	Unbundled Remote Call Forwarding Service - Conversion with allowed change (PIC and LPIC)			UEPVR	USACC		1.03	0.29							
<b>UNBUNDLED REMOTE CALL FORWARDING - Bus</b>															
	Unbundled Remote Call Forwarding Service, Area Calling - Bus			UEPVB	UERAC	1.89	9.93	9.19	3.66	2.92		20.35	10.54	13.32	1.40
	Unbundled Remote Call Forwarding Service, Local Calling - Bus			UEPVB	UERLC	1.89	9.93	9.19	3.66	2.92		20.35	10.54	13.32	1.40
	Unbundled Remote Call Forwarding Service, InterLATA - Bus			UEPVB	UERTE	1.89	9.93	9.19	3.66	2.92		20.35	10.54	13.32	1.40
	Unbundled Remote Call Forwarding Service, IntraLATA - Bus			UEPVB	UERTR	1.89	9.93	9.19	3.66	2.92		20.35	10.54	13.32	1.40
	Unbundled Remote Call Forwarding Service Expanded and Exception Local Calling			UEPVB	UERVJ	1.89	9.93	9.19	3.66	2.92		20.35	10.54	13.32	1.40
<b>Non-Recurring</b>															
	Unbundled Remote Call Forwarding Service - Conversion - Switch-as-is			UEPVB	USAC2		1.03	0.29				20.35	10.54	13.32	1.40
	Unbundled Remote Call Forwarding Service - Conversion with allowed change (PIC and LPIC)			UEPVB	USACC		1.03	0.29							
<b>UNBUNDLED LOCAL SWITCHING, PORT USAGE</b>															
<b>End Office Switching (Port Usage)</b>															
	End Office Switching Function, Per MOU					0.0008041									
<b>Tandem Switching (Port Usage) (Local or Access Tandem)</b>															
	Tandem Switching Function Per MOU					0.0009778									
<b>Common Transport</b>															
	Common Transport - Per Mile, Per MOU					0.0000064									
	Common Transport - Facilities Termination Per MOU					0.0003871									
<b>UNBUNDLED PORT/LOOP COMBINATIONS - COST BASED RATES</b>															
Cost Based Rates are applied where BellSouth is required by FCC and/or State Commission rule to provide Unbundled Local Switching or Switch Ports.															
Features shall apply to the Unbundled Port/Loop Combination - Cost Based Rate section in the same manner as they are applied to the Stand-Alone Unbundled Port section of this Rate Exhibit.															
End Office and Tandem Switching Usage and Common Transport Usage rates in the Port section of this rate exhibit shall apply to all combinations of loop/port network elements except for UNE Coin Port/Loop Combinations.															
The first and additional Port nonrecurring charges apply to Not Currently Combined Combos. For Currently Combined Combos the nonrecurring charges shall be those identified in the Nonrecurring - Currently Combined sections.															
<b>2-WIRE VOICE GRADE LOOP WITH 2-WIRE LINE PORT (RES)</b>															
<b>UNE Port/Loop Combination Rates</b>															
	2-Wire VG Loop/Port Combo - Zone 1		1			14.18									
	2-Wire VG Loop/Port Combo - Zone 2		2			18.01									
	2-Wire VG Loop/Port Combo - Zone 3		3			23.02									
<b>UNE Loop Rates</b>															
	2-Wire Voice Grade Loop (SL1) - Zone 1		1	UEPRX	UEPLX	12.48									
	2-Wire Voice Grade Loop (SL1) - Zone 2		2	UEPRX	UEPLX	16.31									
	2-Wire Voice Grade Loop (SL1) - Zone 3		3	UEPRX	UEPLX	21.32									
<b>2-Wire Voice Grade Line Port Rates (Res)</b>															
	2-Wire voice unbundled port - residence			UEPRX	UEPRL	1.70	22.14	15.25	8.45	3.91		15.69			
	2-Wire voice unbundled port with Caller ID - res			UEPRX	UEPRC	1.70	22.14	15.25	8.45	3.91		15.69			
	2-Wire voice unbundled port outgoing only - res			UEPRX	UEPRO	1.70	22.14	15.25	8.45	3.91		15.69			
	2-Wire voice unbundled Tennessee extended local dialing parity port with Caller ID - res			UEPRX	UEPAQ	1.70	22.14	15.25	8.45	3.91		15.69			
	2-Wire voice unbundled Tennessee Area Plus with Caller ID - res (AC7)			UEPRX	UEPAH	1.70	22.14	15.25	8.45	3.91		15.69			
	2-Wire voice unbundled Tennessee Area Calling port with Caller ID - res (F2R)			UEPRX	UEPAK	1.70	22.14	15.25	8.45	3.91		15.69			
	2-Wire voice unbundled Tennessee Area Calling port with Caller ID - res (TACER)			UEPRX	UEPAL	1.70	22.14	15.25	8.45	3.91		15.69			
	2-Wire voice unbundled Tennessee Area Calling port with Caller ID - res (TACSR)			UEPRX	UEPAM	1.70	22.14	15.25	8.45	3.91		15.69			
	2-Wire voice unbundled Tennessee Area Calling port with Caller ID - res (1MF2X)			UEPRX	UEPAN	1.70	22.14	15.25	8.45	3.91		15.69			
	2-Wire voice unbundled Tennessee Area Calling port with Caller ID - res (2MR)			UEPRX	UEPAO	1.70	22.14	15.25	8.45	3.91		15.69			

UNBUNDLED NETWORK ELEMENTS - Tennessee										Attachment: 2		Exhibit: B				
CATEGORY	RATE ELEMENTS	Interim	Zone	BCS	USOC	RATES (\$)				Svc Order Submitted Elec per LSR	Svc Order Submitted Manually per LSR	Incremental Charge - Manual Svc Order vs. Electronic-1st	Incremental Charge - Manual Svc Order vs. Electronic-Add'l	Incremental Charge - Manual Svc Order vs. Electronic-Disc 1st	Incremental Charge - Manual Svc Order vs. Electronic-Disc Add'l	
						Rec	Nonrecurring First	Add'l	Nonrecurring First							Disconnect Add'l
											SOMEc	SOMAN	SOMAN	SOMAN	SOMAN	SOMAN
	2-Wire voice unbundles res, low usage line port with Caller ID (LUM)			UEPRX	UEPAP	1.70	22.14	15.25	8.45	3.91		15.69				
	2-Wire Voice Unbundled Tennessee Residence Dialing Plan without Caller ID			UEPRX	UEPWN	1.70	22.14	15.25	8.45	3.91		15.69				
	2-Wire voice unbundled Tennessee Area Plus Port without Caller ID Capability			UEPRX	UEPRR	1.70	22.14	15.25	8.45	3.91		15.69				
	2-Wire voice unbundled Low Usage Line Port without Caller ID Capability			UEPRX	UEPRT	1.70	22.14	15.25	8.45	3.91		15.69				
<b>FEATURES</b>																
	All Features Offered			UEPRX	UEPVF	0.00	0.00	0.00				15.69				
<b>LOCAL NUMBER PORTABILITY</b>																
	Local Number Portability (1 per port)			UEPRX	LNPCX	0.35										
<b>NONRECURRING CHARGES (NRCs) - CURRENTLY COMBINED</b>																
	2-Wire Voice Grade Loop / Line Port Combination - Conversion - Switch-as-is			UEPRX	USAC2		1.03	0.29				15.69				
	2-Wire Voice Grade Loop / Line Port Combination - Conversion - Switch with change			UEPRX	USACC		1.03	0.29				15.69				
	2-Wire Voice Grade Loop / Line Port Combination - Conversion - Subsequent Database Update						0.76					15.69				
<b>ADDITIONAL NRCs</b>																
	2-Wire Voice Grade Loop/Line Port Combination - Subsequent Activity			UEPRX	USAS2	0.00	0.00	0.00				15.69				
<b>2-WIRE VOICE GRADE LOOP WITH 2-WIRE LINE PORT (BUS)</b>																
<b>UNE Port/Loop Combination Rates</b>																
	2-Wire VG Loop/Port Combo - Zone 1		1				14.18									
	2-Wire VG Loop/Port Combo - Zone 2		2				18.01									
	2-Wire VG Loop/Port Combo - Zone 3		3				23.02									
<b>UNE Loop Rates</b>																
	2-Wire Voice Grade Loop (SL1) - Zone 1		1	UEPBX	UEPLX		12.48									
	2-Wire Voice Grade Loop (SL1) - Zone 2		2	UEPBX	UEPLX		16.31									
	2-Wire Voice Grade Loop (SL1) - Zone 3		3	UEPBX	UEPLX		21.32									
<b>2-Wire Voice Grade Line Port (Bus)</b>																
	2-Wire voice unbundled port without Caller ID - bus			UEPBX	UEPBL	1.70	22.14	15.25	8.45	3.91		15.69				
	2-Wire voice unbundled port with Caller + E484 ID - bus			UEPBX	UEPBC	1.70	22.14	15.25	8.45	3.91		15.69				
	2-Wire voice unbundled port outgoing only - bus			UEPBX	UEPBO	1.70	22.14	15.25	8.45	3.91		15.69				
	2-Wire voice Grade unbundled Tennessee extended local dialing parity port with Caller ID - bus			UEPBX	UEPAV	1.70	22.14	15.25	8.45	3.91		15.69				
	2-Wire voice unbundled incoming only port with Caller ID - Bus			UEPBX	UEPB1	1.70	22.14	15.25	8.45	3.91		15.69				
	2-Wire voice unbundled Tennessee Bus 2-Way Area Calling Port Economy Option (TACC1)			UEPBX	UEPAC	1.70	22.14	15.25	8.45	3.91		15.69				
	2-Wire voice unbundled Tennessee Bus 2-Way Area Calling Port Standard Option (TACC2)			UEPBX	UEPAD	1.70	22.14	15.25	8.45	3.91		15.69				
	2-Wire voice unbundled Tennessee Bus 2-Way Collierville and Memphis Local Calling Port (B2F)			UEPBX	UEPAE	1.70	22.14	15.25	8.45	3.91		15.69				
	2-Wire Voice Unbundled Tennessee Business Dialing Plan without Caller ID			UEPBX	UEPWO	1.70	22.14	15.25	8.45	3.91		15.69				
	Tennessee Inward Collierville and Memphis Local Calling Plan (BUS)			UEPBX	UEPB2	1.70	22.14	15.25	8.45	3.91		15.69				
	Tennessee 2-Way Collierville and Memphis Local Calling Plan (BUS)			UEPBX	UEPB3	1.70	22.14	15.25	8.45	3.91		15.69				
	2-Wire voice unbundled Incoming Only Port without Caller ID Capability			UEPBX	UEPBE	1.70	22.14	15.25	8.45	3.91		15.69				
<b>LOCAL NUMBER PORTABILITY</b>																
	Local Number Portability (1 per port)			UEPBX	LNPCX	0.35										
<b>FEATURES</b>																
	All Features Offered			UEPBX	UEPVF	0.00	0.00	0.00				15.69				
<b>NONRECURRING CHARGES (NRCs) - CURRENTLY COMBINED</b>																
	2-Wire Voice Grade Loop / Line Port Combination - Conversion - Switch-as-is			UEPBX	USAC2		1.03	0.29				15.69				

UNBUNDLED NETWORK ELEMENTS - Tennessee										Attachment: 2		Exhibit: B			
CATEGORY	RATE ELEMENTS	Interim	Zone	BCS	USOC	RATES (\$)				Svc Order Submitted Elec per LSR	Svc Order Submitted Manually per LSR	Incremental Charge - Manual Svc Order vs. Electronic-1st	Incremental Charge - Manual Svc Order vs. Electronic-Add'l	Incremental Charge - Manual Svc Order vs. Electronic-Disc 1st	Incremental Charge - Manual Svc Order vs. Electronic-Disc Add'l
						Rec	Nonrecurring First	Add'l	Nonrecurring Disconnect First						
										SOMEc	SOMAN	SOMAN	SOMAN	SOMAN	SOMAN
	2-Wire Voice Grade Loop / Line Port Combination - Conversion - Switch with change			UEPBX	USACC		1.03	0.29				15.69			
	2-Wire Voice Grade Loop / Line Port Combination - Conversion - Subsequent Database Update						0.76					15.69			
	<b>ADDITIONAL NRCs</b>														
	2-Wire Voice Grade Loop/Line Port Combination - Subsequent Activity			UEPBX	USAS2	0.00	0.00	0.00				15.69			
	<b>2-WIRE VOICE GRADE LOOP WITH 2-WIRE LINE PORT (RES - PBX)</b>														
	<b>UNE Port/Loop Combination Rates</b>														
	2-Wire VG Loop/Port Combo - Zone 1		1				14.18								
	2-Wire VG Loop/Port Combo - Zone 2		2				18.01								
	2-Wire VG Loop/Port Combo - Zone 3		3				23.02								
	2-Wire Voice Grade Loop (SL 1) - Zone 1		1	UEPRG	UEPLX		12.48								
	2-Wire Voice Grade Loop (SL 1) - Zone 2		2	UEPRG	UEPLX		16.31								
	2-Wire Voice Grade Loop (SL 1) - Zone 3		3	UEPRG	UEPLX		21.32								
	<b>2-Wire Voice Grade Line Port Rates (RES - PBX)</b>														
	2-Wire VG Unbundled Combination 2-Way PBX Trunk Port - Res			UEPRG	UEPRD	1.70	22.14	15.25	8.45	3.91		15.69			
	<b>LOCAL NUMBER PORTABILITY</b>														
	Local Number Portability (1 per port)			UEPRG	LNPCP	3.15	0.00	0.00				15.69			
	<b>FEATURES</b>														
	All Features Offered			UEPRG	UEPVF	0.00	0.00	0.00				15.69			
	<b>NONRECURRING CHARGES (NRCs) - CURRENTLY COMBINED</b>														
	2-Wire Voice Grade Loop/ Line Port Combination (PBX) - Conversion - Switch-As-Is			UEPRG	USAC2		1.03	0.29				15.69			
	2-Wire Voice Grade Loop/ Line Port Combination (PBX) - Conversion - Switch with Change			UEPRG	USACC		1.03	0.29				15.69			
	2-Wire Voice Grade Loop / Line Port Combination - Conversion - Subsequent Database Update						0.76					15.69			
	<b>ADDITIONAL NRCs</b>														
	2-Wire Voice Grade Loop/ Line Port Combination (PBX) - Subsequent Activity			UEPRG	USAS2	0.00	0.00	0.00				15.69			
	PBX Subsequent Activity - Change/Rearrange Multiline Hunt Group						14.64	14.64				15.69			
	<b>2-WIRE VOICE GRADE LOOP WITH 2-WIRE LINE PORT (BUS - PBX)</b>														
	<b>UNE Port/Loop Combination Rates</b>														
	2-Wire VG Loop/Port Combo - Zone 1		1				14.18								
	2-Wire VG Loop/Port Combo - Zone 2		2				18.01								
	2-Wire VG Loop/Port Combo - Zone 3		3				23.02								
	<b>UNE Loop Rates</b>														
	2-Wire Voice Grade Loop (SL 1) - Zone 1		1	UEPPX	UEPLX		12.48								
	2-Wire Voice Grade Loop (SL 1) - Zone 2		2	UEPPX	UEPLX		16.31								
	2-Wire Voice Grade Loop (SL 1) - Zone 3		3	UEPPX	UEPLX		21.32								
	<b>2-Wire Voice Grade Line Port Rates (BUS - PBX)</b>														
	Line Side Unbundled Combination 2-Way PBX Trunk Port - Bus			UEPPX	UEPPC	1.70	22.14	15.25	8.45	3.91		15.69			
	Line Side Unbundled Outward PBX Trunk Port - Bus			UEPPX	UEPPO	1.70	22.14	15.25	8.45	3.91		15.69			
	Line Side Unbundled Incoming PBX Trunk Port - Bus			UEPPX	UEPP1	1.70	22.14	15.25	8.45	3.91		15.69			
	2-Wire Voice Unbundled PBX LD Terminal Ports			UEPPX	UEPLD	1.70	22.14	15.25	8.45	3.91		15.69			
	2-Wire Voice Unbundled 2-Way Combination PBX Tennessee Calling Port			UEPPX	UEPT2	1.70	22.14	15.25	8.45	3.91		15.69			
	2-Wire Voice Unbundled 1-Way Outgoing PBX Tennessee Calling Port			UEPPX	UEPTO	1.70	22.14	15.25	8.45	3.91		15.69			
	2-Wire Voice Unbundled 2-Way Combination PBX Usage Port			UEPPX	UEPXA	1.70	22.14	15.25	8.45	3.91		15.69			
	2-Wire Voice Unbundled PBX Toll Terminal Hotel Ports			UEPPX	UEPXB	1.70	22.14	15.25	8.45	3.91		15.69			
	2-Wire Voice Unbundled PBX LD DDD Terminals Port			UEPPX	UEPXC	1.70	22.14	15.25	8.45	3.91		15.69			
	2-Wire Voice Unbundled PBX LD Terminal Switchboard Port			UEPPX	UEPXD	1.70	22.14	15.25	8.45	3.91		15.69			
	2-Wire Voice Unbundled PBX LD Terminal Switchboard IDD Capable Port			UEPPX	UEPXE	1.70	22.14	15.25	8.45	3.91		15.69			

UNBUNDLED NETWORK ELEMENTS - Tennessee										Attachment: 2		Exhibit: B				
CATEGORY	RATE ELEMENTS	Interim	Zone	BCS	USOC	RATES (\$)				Svc Order Submitted Elec per LSR	Svc Order Submitted Manually per LSR	Incremental Charge - Manual Svc Order vs. Electronic-1st	Incremental Charge - Manual Svc Order vs. Electronic-Add'l	Incremental Charge - Manual Svc Order vs. Electronic-Disc 1st	Incremental Charge - Manual Svc Order vs. Electronic-Disc Add'l	
						Rec	Nonrecurring First	Add'l	Nonrecurring First							Disconnect Add'l
											SOMEc	SOMAN	SOMAN	SOMAN	SOMAN	SOMAN
	2-Wire Voice Unbundled 2-Way PBX Hotel/Hospital Economy Administrative Calling Port			UEPPX	UEPXL	1.70	22.14	15.25	8.45	3.91		15.69				
	2-Wire Voice Unbundled 2-Way PBX Hotel/Hospital Economy Room Calling Port			UEPPX	UEPXM	1.70	22.14	15.25	8.45	3.91		15.69				
	2-Wire Voice Unbundled 1W Out PBX Hotel/Hospital Economy Administrative Calling Port TN Calling Port			UEPPX	UEPXN	1.70	22.14	15.25	8.45	3.91		15.69				
	2-Wire Voice Unbundled 1-Way Outgoing PBX Hotel/Hospital Discount Room Calling Port			UEPPX	UEPXO	1.70	22.14	15.25	8.45	3.91		15.69				
	2-Wire Voice Unbundled 1-Way Outgoing PBX Measured Port			UEPPX	UEPXS	1.70	22.14	15.25	8.45	3.91		15.69				
	2-Wire Voice Unbundled PBX Collierville and Memphis Calling Port			UEPPX	UEPXU	1.70	22.14	15.25	8.45	3.91		15.69				
	2-Wire Voice Unbundled 2-Way PBX Tennessee RegionServ Calling Port			UEPPX	UEPXV	1.70	22.14	15.25	8.45	3.91		15.69				
	Tennessee PBX 2-Way Combo Each Additional Trunk Collierville and Memphis Local Calling Plan			UEPPX	UEPA6	1.70	22.14	15.25	8.45	3.91		15.69				
	Tennessee PBX 2-Way Combo First Trunk Collierville and Memphis Local Calling Plan			UEPPX	UEPA7	1.70	22.14	15.25	8.45	3.91		15.69				
<b>LOCAL NUMBER PORTABILITY</b>																
	Local Number Portability (1 per port)			UEPPX	LNPCP	3.15	0.00	0.00				15.69				
<b>FEATURES</b>																
	All Features Offered			UEPPX	UEPVF	0.00	0.00	0.00				15.69				
<b>NONRECURRING CHARGES (NRCs) - CURRENTLY COMBINED</b>																
	2-Wire Voice Grade Loop/ Line Port Combination (PBX) - Conversion - Switch-As-Is			UEPPX	USAC2		1.03	0.29				15.69				
	2-Wire Voice Grade Loop/ Line Port Combination (PBX) - Conversion - Switch with Change			UEPPX	USACC		1.03	0.29				15.69				
	2-Wire Voice Grade Loop / Line Port Combination - Conversion - Subsequent Database Update						0.76					15.69				
<b>ADDITIONAL NRCs</b>																
	2-Wire Voice Grade Loop/ Line Port Combination (PBX) - Subsequent Activity			UEPPX	USAS2	0.00	0.00	0.00				15.69				
	PBX Subsequent Activity - Change/Rearrange Multiline Hunt Group						14.64	14.64				15.69				
<b>UNE Port/Loop Combination Rates</b>																
	2-Wire VG Coin Port/Loop Combo – Zone 1		1				14.18									
	2-Wire VG Coin Port/Loop Combo – Zone 2		2				18.01									
	2-Wire VG Coin Port/Loop Combo – Zone 3		3				23.02									
<b>UNE Loop Rates</b>																
	2-Wire Voice Grade Loop (SL1) - Zone 1		1	UEPCO	UEPLX		12.48									
	2-Wire Voice Grade Loop (SL1) - Zone 2		2	UEPCO	UEPLX		16.31									
	2-Wire Voice Grade Loop (SL1) - Zone 3		3	UEPCO	UEPLX		21.32									
<b>2-Wire Voice Grade Line Ports (COIN)</b>																
	2-Wire Coin 2-Way without Operator Screening and without Blocking (TN)			UEPCO	UEPTB	1.70	22.14	15.25	8.45	3.91		15.69				
	2-Wire Coin 2-Way with Operator Screening and Blocking: 011, 900/976, 1+DDD (NC, TN)			UEPCO	UEPRP	1.70	22.14	15.25	8.45	3.91		15.69				
	2-Wire Coin 2-Way with Operator Screening and 011 Blocking (TN)			UEPCO	UEPTA	1.70	22.14	15.25	8.45	3.91		15.69				
	2-Wire Coin 2-Way with Operator Screening: 900 Blocking: 900/976, 1+DDD, 011+, and Local (NC, TN)			UEPCO	UEPCA	1.70	22.14	15.25	8.45	3.91		15.69				
	2-Wire Coin Outward with Operator Screening and 011 Blocking (TN)			UEPCO	UEPTC	1.70	22.14	15.25	8.45	3.91		15.69				
	2-Wire Coin Outward with Operator Screening and Blocking: 900/976, 1+DDD, 011+, and Local (TN)			UEPCO	UEPOT	1.70	22.14	15.25	8.45	3.91		15.69				
	2-Wire 2-Way Smartline with 900/976 (all states except LA)			UEPCO	UEPCK	1.88						15.69				
	2-Wire Coin Outward Smartline with 900/976 (all states except LA)			UEPCO	UEPCR	1.88						15.69				
<b>ADDITIONAL UNE COIN PORT/LOOP (RC)</b>																
	UNE Coin Port/Loop Combo Usage (Flat Rate)			UEPCO	URECU	3.45	0.00	0.00	0.00	0.00		15.69				

UNBUNDLED NETWORK ELEMENTS - Tennessee										Attachment: 2		Exhibit: B						
CATEGORY	RATE ELEMENTS	Interim	Zone	BCS	USOC	RATES (\$)				Svc Order Submitted Elec per LSR	Svc Order Submitted Manually per LSR	Incremental Charge - Manual Svc Order vs. Electronic-1st	Incremental Charge - Manual Svc Order vs. Electronic-Add'l	Incremental Charge - Manual Svc Order vs. Electronic-Disc 1st	Incremental Charge - Manual Svc Order vs. Electronic-Disc Add'l			
						Rec	Nonrecurring First	Add'l	Nonrecurring Disconnect First							Add'l	OSS Rates (\$)	
													SOMEc	SOMAN	SOMAN	SOMAN	SOMAN	SOMAN
	Local Number Portability (1 per port)			UEPCO	LNPCX	0.35												
	2-Wire Voice Grade Loop / Line Port Combination - Conversion - Switch-as-is			UEPCO	USAC2		1.03	0.29						15.69				
	2-Wire Voice Grade Loop / Line Port Combination - Conversion - Switch with change			UEPCO	USACC		1.03	0.29						15.69				
	2-Wire Voice Grade Loop/Line Port Combination - Subsequent Activity			UEPCO	USAS2	0.00	0.00	0.00						15.69				
<b>2-WIRE VOICE LOOP/ 2WIRE VOICE GRADE IO TRANSPORT/ 2-WIRE LINE PORT (RES)</b>																		
<b>UNE Port/Loop Combination Rates</b>																		
	2-Wire VG Loop/IO Transport/Port Combo - Zone 1		1			18.45												
	2-Wire VG Loop/IO Transport/Port Combo - Zone 2		2			23.52												
	2-Wire VG Loop/IO Transport/Port Combo - Zone 3		3			30.17												
<b>UNE Loop Rates</b>																		
	2-Wire Voice Grade Loop (SL2) - Zone 1		1	UEPFR	UECF2	16.56												
	2-Wire Voice Grade Loop (SL2) - Zone 2		2	UEPFR	UECF2	21.63												
	2-Wire Voice Grade Loop (SL2) - Zone 3		3	UEPFR	UECF2	28.28												
<b>2-Wire Voice Grade Line Port Rates (Res)</b>																		
	2-Wire voice unbundled port - residence			UEPFR	UEPRL	1.89	84.99	57.39	32.36	20.56				15.69				
	2-Wire voice unbundled port with Caller ID - res			UEPFR	UEPRC	1.89	84.99	57.39	32.36	20.56				15.69				
	2-Wire voice unbundled port outgoing only - res			UEPFR	UEPRO	1.89	84.99	57.39	32.36	20.56				15.69				
	2-Wire voice Grade unbundled Tennessee extended local dialing parity port with Caller ID - res			UEPFR	UEPAQ	1.89	84.99	57.39	32.36	20.56				15.69				
	2-Wire voice unbundled Tennessee Area Plus with Caller ID - res (AC7)			UEPFR	UEPAH	1.89	84.99	57.39	32.36	20.56				15.69				
	2-Wire voice unbundled Tennessee Area Calling port with Caller ID - res (F2R)			UEPFR	UEPAK	1.89	84.99	57.39	32.36	20.56				15.69				
	2-Wire voice unbundled Tennessee Area Calling port with Caller ID - res (TACER)			UEPFR	UEPAL	1.89	84.99	57.39	32.36	20.56				15.69				
	2-Wire voice unbundled Tennessee Area Calling port with Caller ID - res (TACSR)			UEPFR	UEPAM	1.89	84.99	57.39	32.36	20.56				15.69				
	2-Wire voice unbundled Tennessee Area Calling port with Caller ID - res (1MF2X)			UEPFR	UEPAN	1.89	84.99	57.39	32.36	20.56				15.69				
	2-Wire voice unbundled Tennessee Area Calling port with Caller ID - res (2MR)			UEPFR	UEPAO	1.89	84.99	57.39	32.36	20.56				15.69				
	2-Wire voice unbundles res, low usage line port with Caller ID (LUM)			UEPFR	UEPAP	1.89	84.99	57.39	32.36	20.56				15.69				
	2-Wire Voice Unbundled Tennessee Residence Dialing Plan without Caller ID			UEPFR	UEPWN	1.89	84.99	57.39	32.36	20.56				15.69				
<b>INTEROFFICE TRANSPORT</b>																		
	Interoffice Transport - Dedicated - 2 Wire Voice Grade - Facility Termination			UEPFR	U1TV2	18.58	55.39	17.37	27.96	3.51								
	Interoffice Transport - Dedicated - 2 Wire Voice Grade - Per Mile or Fraction Mile			UEPFR	1L5XX	0.0174												
<b>FEATURES</b>																		
	All Features Offered			UEPFR	UEPVF	0.00	0.00	0.00						15.69				
<b>LOCAL NUMBER PORTABILITY</b>																		
	Local Number Portability (1 per port)			UEPFR	LNPCX	0.35												
<b>NONRECURRING CHARGES (NRCs) - CURRENTLY COMBINED</b>																		
	2-Wire Loop / Dedicated IO Transport / 2 Wire Line Port Combination - Conversion - Switch-as-is			UEPFR	USAC2		16.94	3.72						15.69				
	2-Wire Loop / Dedicated IO Transport / 2 Wire Line Port Combination - Conversion - Switch-With-Change			UEPFR	USACC		16.94	3.72						15.69				
<b>2-WIRE VOICE LOOP/ 2WIRE VOICE GRADE IO TRANSPORT/ 2-WIRE LINE PORT (BUS)</b>																		
<b>UNE Port/Loop Combination Rates</b>																		
	2-Wire VG Loop/IO Transport/Port Combo - Zone 1		1			18.45												
	2-Wire VG Loop/IO Transport/Port Combo - Zone 2		2			23.52												
	2-Wire VG Loop/IO Transport/Port Combo - Zone 3		3			30.17												
<b>UNE Loop Rates</b>																		
	2-Wire Voice Grade Loop (SL2) - Zone 1		1	UEPFB	UECF2	16.56												

UNBUNDLED NETWORK ELEMENTS - Tennessee										Attachment: 2		Exhibit: B					
CATEGORY	RATE ELEMENTS	Interim	Zone	BCS	USOC	RATES (\$)				Svc Order Submitted Elec per LSR	Svc Order Submitted Manually per LSR	Incremental Charge - Manual Svc Order vs. Electronic-1st	Incremental Charge - Manual Svc Order vs. Electronic-Add'l	Incremental Charge - Manual Svc Order vs. Electronic-Disc 1st	Incremental Charge - Manual Svc Order vs. Electronic-Disc Add'l		
						Rec	Nonrecurring First	Add'l	Nonrecurring First							Disconnect Add'l	OSS Rates (\$)
												SOMEc	SOMAN	SOMAN	SOMAN	SOMAN	SOMAN
	2-Wire Voice Grade Loop (SL2) - Zone 2		2	UEPFB	UECF2	21.63											
	2-Wire Voice Grade Loop (SL2) - Zone 3		3	UEPFB	UECF2	28.28											
<b>2-Wire Voice Grade Line Port (Bus)</b>																	
	2-Wire voice unbundled port without Caller ID - bus			UEPFB	UEPBL	1.89	84.99	57.39	32.36	20.56		15.69					
	2-Wire voice unbundled port with Caller + E484 ID - bus			UEPFB	UEPBC	1.89	84.99	57.39	32.36	20.56		15.69					
	2-Wire voice unbundled port outgoing only - bus			UEPFB	UEPBO	1.89	84.99	57.39	32.36	20.56		15.69					
	2-Wire voice Grade unbundled Tennessee extended local dialing parity port with Caller ID - bus			UEPFB	UEPAV	1.89	84.99	57.39	32.36	20.56		15.69					
	2-Wire voice unbundled incoming only port with Caller ID - Bus			UEPFB	UEPB1	1.89	84.99	57.39	32.36	20.56		15.69					
	2-Wire voice unbundled Tennessee Bus 2-Way Area Calling Port Economy Option (TACC1)			UEPFB	UEPAC	1.89	84.99	57.39	32.36	20.56		15.69					
	2-Wire voice unbundled Tennessee Bus 2-Way Area Calling Port Standard Option (TACC2)			UEPFB	UEPAD	1.89	84.99	57.39	32.36	20.56		15.69					
	2-Wire voice unbundled Tennessee Bus 2-Way Collierville and Memphis Local Calling Port (B2F)			UEPFB	UEPAE	1.89	84.99	57.39	32.36	20.56		15.69					
	2-Wire Voice Unbundled Tennessee Business Dialing Plan without Caller ID			UEPFB	UEPWO	1.89	84.99	57.39	32.36	20.56		15.69					
	Tennessee Inward Collierville and Memphis Local Calling Plan (BUS)			UEPFB	UEPB2	1.89	84.99	57.39	32.36	20.56		15.69					
	Tennessee 2-Way Collierville and Memphis Local Calling Plan (BUS)			UEPFB	UEPB3	1.89	84.99	57.39	32.36	20.56		15.69					
<b>LOCAL NUMBER PORTABILITY</b>																	
	Local Number Portability (1 per port)			UEPFB	LNPCX	0.35											
<b>INTEROFFICE TRANSPORT</b>																	
	Interoffice Transport - Dedicated - 2 Wire Voice Grade - Facility Termination			UEPFB	U1TV2	18.58	55.39	17.37	27.96	3.51							
	Interoffice Transport - Dedicated - 2 Wire Voice Grade - Per Mile or Fraction Mile			UEPFB	1L5XX	0.0174											
<b>FEATURES</b>																	
	All Features Offered			UEPFB	UEPVF	0.00	0.00	0.00				15.69					
<b>NONRECURRING CHARGES (NRCs) - CURRENTLY COMBINED</b>																	
	2-Wire Loop / Dedicated IO Transport / 2 Wire Line Port Combination - Conversion - Switch-as-is			UEPFB	USAC2		16.94	3.72				15.69					
	2-Wire Loop / Dedicated IO Transport / 2 Wire Line Port Combination - Conversion - Switch with change			UEPFB	USACC		16.94	3.72				15.69					
<b>2-WIRE VOICE GRADE LOOP WITH 2-WIRE LINE PORT (BUS - PBX) UNE Port/Loop Combination Rates</b>																	
	2-Wire VG Loop/IO Tranport/Port Combo - Zone 1		1			18.45											
	2-Wire VG Loop/IO Tranport/Port Combo - Zone 2		2			23.52											
	2-Wire VG Loop/IO Tranport/Port Combo - Zone 3		3			30.17											
<b>UNE Loop Rates</b>																	
	2-Wire Voice Grade Loop (SL2) - Zone 1		1	UEPFP	UECF2	16.56											
	2-Wire Voice Grade Loop (SL2) - Zone 2		2	UEPFP	UECF2	21.63											
	2-Wire Voice Grade Loop (SL2) - Zone 3		3	UEPFP	UECF2	28.28											
<b>2-Wire Voice Grade Line Port Rates (BUS - PBX)</b>																	
	Line Side Unbundled Combination 2-Way PBX Trunk Port - Bus			UEPFP	UEPPC	1.79	106.40	63.08	42.67	18.54		15.69					
	Line Side Unbundled Outward PBX Trunk Port - Bus			UEPFP	UEPPO	1.79	106.40	63.08	42.67	18.54		15.69					
	Line Side Unbundled Incoming PBX Trunk Port - Bus			UEPFP	UEPP1	1.79	106.40	63.08	42.67	18.54		15.69					
	2-Wire Voice Unbundled PBX LD Terminal Ports			UEPFP	UEPLD	1.79	106.40	63.08	42.67	18.54		15.69					
	2-Wire Voice Unbundled 2-Way Combination PBX Tennessee Calling Port			UEPFP	UEPT2	1.79	106.40	63.08	42.67	18.54		15.69					
	2-Wire Voice Unbundled 1-Way Outgoing PBX Tennessee Calling Port			UEPFP	UEPTO	1.79	106.40	63.08	42.67	18.54		15.69					
	2-Wire Voice Unbundled 2-Way Combination PBX Usage Port			UEPFP	UEPXA	1.79	106.40	63.08	42.67	18.54		15.69					
	2-Wire Voice Unbundled PBX Toll Terminal Hotel Ports			UEPFP	UEPXB	1.79	106.40	63.08	42.67	18.54		15.69					
	2-Wire Voice Unbundled PBX LD DDD Terminals Port			UEPFP	UEPXC	1.79	106.40	63.08	42.67	18.54		15.69					
	2-Wire Voice Unbundled PBX LD Terminal Switchboard Port			UEPFP	UEPXD	1.79	106.40	63.08	42.67	18.54		15.69					

UNBUNDLED NETWORK ELEMENTS - Tennessee										Attachment: 2		Exhibit: B			
CATEGORY	RATE ELEMENTS	Interim	Zone	BCS	USOC	RATES (\$)				Svc Order Submitted Elec per LSR	Svc Order Submitted Manually per LSR	Incremental Charge - Manual Svc Order vs. Electronic-1st	Incremental Charge - Manual Svc Order vs. Electronic-Add'l	Incremental Charge - Manual Svc Order vs. Electronic-Disc 1st	Incremental Charge - Manual Svc Order vs. Electronic-Disc Add'l
						Rec	Nonrecurring First	Add'l	Nonrecurring First						
										SOMEc	SOMAN	SOMAN	SOMAN	SOMAN	SOMAN
	2-Wire Voice Unbundled PBX LD Terminal Switchboard IDD Capable Port			UEPFP	UEPXE	1.79	106.40	63.08	42.67	18.54		15.69			
	2-Wire Voice Unbundled 2-Way PBX Hotel/Hospital Economy Administrative Calling Port			UEPFP	UEPXL	1.79	106.40	63.08	42.67	18.54		15.69			
	2-Wire Voice Unbundled 2-Way PBX Hotel/Hospital Economy Room Calling Port			UEPFP	UEPXM	1.79	106.40	63.08	42.67	18.54		15.69			
	2-Wire Voice Unbundled 1W Out PBX Hotel/Hospital Economy Administrative Calling Port TN Calling Port			UEPFP	UEPXN	1.79	106.40	63.08	42.67	18.54		15.69			
	2-Wire Voice Unbundled 1-Way Outgoing PBX Hotel/Hospital Discount Room Calling Port			UEPFP	UEPXO	1.79	106.40	63.08	42.67	18.54		15.69			
	2-Wire Voice Unbundled 1-Way Outgoing PBX Measured Port			UEPFP	UEPXS	1.79	106.40	63.08	42.67	18.54		15.69			
	2-Wire Voice Unbundled PBX Collierville and Memphis Calling Port			UEPFP	UEPXU	1.79	106.40	63.08	42.67	18.54		15.69			
	2-Wire Voice Unbundled 2-Way PBX Tennessee RegionServ Calling Port			UEPFP	UEPXV	1.79	106.40	63.08	42.67	18.54		15.69			
	<b>LOCAL NUMBER PORTABILITY</b>														
	Local Number Portability (1 per port)			UEPFP	LNPCP	3.15	0.00	0.00				15.69			
	<b>INTEROFFICE TRANSPORT</b>														
	Interoffice Transport - Dedicated - 2 Wire Voice Grade - Facility Termination			UEPFP	U1TV2	18.58	55.39	17.37	27.96	3.51					
	Interoffice Transport - Dedicated - 2 Wire Voice Grade - Per Mile or Fraction Mile			UEPFP	1L5XX	0.0174									
	<b>FEATURES</b>														
	All Features Offered			UEPFP	UEPVF	0.00	0.00	0.00				15.69			
	<b>NONRECURRING CHARGES (NRCs) - CURRENTLY COMBINED</b>														
	2-Wire Loop / Dedicated IO Transport / 2 Wire Line Port Combination - Conversion - Switch-as-is			UEPFP	USAC2		16.94	3.72				15.69			
	2-Wire Loop / Dedicated IO Transport / 2 Wire Line Port Combination - Conversion - Switch with change			UEPFP	USACC		16.94	3.72				15.69			
	<b>UNBUNDLED PORT/LOOP COMBINATIONS - COST BASED RATES</b>														
	<b>2-WIRE VOICE GRADE LOOP- BUS ONLY - WITH 2-WIRE DID TRUNK PORT</b>														
	<b>UNE Port/Loop Combination Rates</b>														
	2-Wire VG Loop/2-Wire DID Trunk Port Combo - UNE Zone 1		1				18.38								
	2-Wire VG Loop/2-Wire DID Trunk Port Combo - UNE Zone 2		2				19.87								
	2-Wire VG Loop/2-Wire DID Trunk Port Combo - UNE Zone 3		3				24.78								
	<b>UNE Loop Rates</b>														
	2-Wire Analog Voice Grade Loop - (SL2) - UNE Zone 1		1	UEPPX	UECD1		9.60								
	2-Wire Analog Voice Grade Loop - (SL2) - UNE Zone 2		2	UEPPX	UECD1		11.09								
	2-Wire Analog Voice Grade Loop - (SL2) - UNE Zone 3		3	UEPPX	UECD1		16.00								
	<b>UNE Port Rate</b>														
	Exchange Ports - 2-Wire DID Port			UEPPX	UEPD1	8.78	45.44	29.94	8.45	3.91			30.89	7.03	
	<b>NONRECURRING CHARGES - CURRENTLY COMBINED</b>														
	2-Wire Voice Grade Loop / 2-Wire DID Trunk Port Combination - Switch-as-is			UEPPX	USAC1		8.76	5.75					30.89	7.03	
	2-Wire Voice Grade Loop / 2-Wire DID Trunk Port Conversion with BellSouth Allowable Changes			UEPPX	USA1C		8.76	5.75					30.89	7.03	
	<b>Telephone Number/Trunk Group Establishment Charges</b>														
	DID Trunk Termination (One Per Port)			UEPPX	NDT	0.00	0.00	0.00							
	Additional DID Numbers for each Group of 20 DID Numbers			UEPPX	ND4	0.00	0.00	0.00							
	DID Numbers, Non- consecutive DID Numbers , Per Number			UEPPX	ND5	0.00	0.00	0.00							
	Reserve Non-Consecutive DID numbers			UEPPX	ND6	0.00	0.00	0.00							
	Reserve DID Numbers			UEPPX	NDV	0.00	0.00	0.00							
	<b>LOCAL NUMBER PORTABILITY</b>														
	Local Number Portability (1 per port)			UEPPX	LNPCP	3.15	0.00	0.00							
	<b>2-WIRE ISDN DIGITAL GRADE LOOP WITH 2-WIRE ISDN DIGITAL LINE SIDE PORT</b>														
	<b>UNE Port/Loop Combination Rates</b>														
	2W ISDN Digital Grade Loop/2W ISDN Digital Line Side Port - UNE Zone 1		1	UEPPB	UEPPR		32.27								

**UNBUNDLED NETWORK ELEMENTS - Tennessee**

UNBUNDLED NETWORK ELEMENTS - Tennessee										Attachment: 2		Exhibit: B			
CATEGORY	RATE ELEMENTS	Interim	Zone	BCS	USOC	RATES (\$)				Svc Order Submitted Elec per LSR	Svc Order Submitted Manually per LSR	Incremental Charge - Manual Svc Order vs. Electronic-1st	Incremental Charge - Manual Svc Order vs. Electronic-Add'l	Incremental Charge - Manual Svc Order vs. Electronic-Disc 1st	Incremental Charge - Manual Svc Order vs. Electronic-Disc Add'l
						Rec	Nonrecurring First	Add'l	Nonrecurring Disconnect First						
										SOME C	SOMAN	SOMAN	SOMAN	SOMAN	SOMAN
	2W ISDN Digital Grade Loop/2W ISDN Digital Line Side Port - UNE Zone 2		2	UEPPB UEPPR		34.78									
	2W ISDN Digital Grade Loop/2W ISDN Digital Line Side Port - UNE Zone 3		3	UEPPB UEPPR		44.32									
<b>UNE Loop Rates</b>															
	2-Wire ISDN Digital Grade Loop - UNE Zone 1		1	UEPPB UEPPR USL2X		16.20									
	2-Wire ISDN Digital Grade Loop - UNE Zone 2		2	UEPPB UEPPR USL2X		18.71									
	2-Wire ISDN Digital Grade Loop - UNE Zone 3		3	UEPPB UEPPR USL2X		28.25									
<b>UNE Port Rate</b>															
	Exchange Port - 2-Wire ISDN Line Side Port			UEPPB UEPPR UEPPB		16.07	141.75	118.37	49.20	43.26		19.99	19.99		
<b>NONRECURRING CHARGES - CURRENTLY COMBINED</b>															
	2-Wire ISDN Digital Grade Loop / 2-Wire ISDN Line Side Port Combination - Conversion			UEPPB UEPPR USACB		0.00	117.23	117.23				19.99	19.99		
<b>ADDITIONAL NRCs</b>															
	2-Wire ISDN Loop / 2-Wire ISDN Port Combination - Sub Acty Non Feature/Add Trunk			UEPPB UEPPR USASB				212.88				19.99	19.99		
<b>LOCAL NUMBER PORTABILITY</b>															
	Local Number Portability (1 per port)			UEPPB UEPPR LNPCX		0.35	0.00	0.00							
<b>B-CHANNEL USER PROFILE ACCESS:</b>															
	CVS/CSD (DMS/5ESS)			UEPPB UEPPR U1UCA		0.00	0.00	0.00							
	CVS (EWSD)			UEPPB UEPPR U1UCB		0.00	0.00	0.00							
	CSD			UEPPB UEPPR U1UCC		0.00	0.00	0.00							
<b>B-CHANNEL AREA PLUS USER PROFILE ACCESS: (AL,KY,LA,MS SC,MS, &amp; TN)</b>															
	CVS/CSD (DMS/5ESS)			UEPPB UEPPR U1UCD		0.00	0.00	0.00							
	CVS (EWSD)			UEPPB UEPPR U1UCE		0.00	0.00	0.00							
	CSD			UEPPB UEPPR U1UCF		0.00	0.00	0.00							
<b>USER TERMINAL PROFILE</b>															
	User Terminal Profile (EWSD only)			UEPPB UEPPR U1UMA		0.00	0.00	0.00							
<b>VERTICAL FEATURES</b>															
	All Vertical Features - One per Channel B User Profile			UEPPB UEPPR UEPVF		0.00	0.00	0.00							
	Interoffice Channel mileage each, including first mile and facilities termination			UEPPB UEPPR M1GNC		17.91	53.99	17.37				19.99	19.99		
	Interoffice Channel mileage each, additional mile			UEPPB UEPPR M1GNM		0.173	0.00	0.00							
<b>4-WIRE DS1 DIGITAL LOOP WITH 4-WIRE ISDN DS1 DIGITAL TRUNK PORT</b>															
<b>UNE Port/Loop Combination Rates</b>															
	4W DS1 Digital Loop/4W ISDN DS1 Digital Trunk Port - UNE Zone 1		1	UEPPP		132.58									
	4W DS1 Digital Loop/4W ISDN DS1 Digital Trunk Port - UNE Zone 2		2	UEPPP		150.25									
	4W DS1 Digital Loop/4W ISDN DS1 Digital Trunk Port - UNE Zone 3		3	UEPPP		173.44									
<b>UNE Loop Rates</b>															
	4-Wire DS1 Digital Loop - UNE Zone 1		1	UEPPP USL4P		57.73									
	4-Wire DS1 Digital Loop - UNE Zone 2		2	UEPPP USL4P		75.40									
	4-Wire DS1 Digital Loop - UNE Zone 3		3	UEPPP USL4P		98.59									
<b>UNE Port Rate</b>															
	Exchange Ports - 4-Wire ISDN DS1 Port			UEPPP UEPPP		74.85	415.53	366.90	89.28	77.43		19.99	19.99		
<b>NONRECURRING CHARGES - CURRENTLY COMBINED</b>															
	4-Wire DS1 Digital Loop / 4-Wire ISDN DS1 Digital Trunk Port Combination - Conversion - Switch-as-is			UEPPP USACP		0.00	328.53	328.53				19.99	19.99		
<b>ADDITIONAL NRCs</b>															
	4-Wire DS1 Loop/4-W ISDN Digtl Trk Port - Subsqt Actvy-Inward/two way Tel Nos. (except NC)			UEPPP PR7TF			0.94					19.99	19.99		
	4-Wire DS1 Loop / 4-Wire ISDN DS1 Digital Trunk Port - Outward Tel Numbers (All States except NC)			UEPPP PR7TO			22.36	22.36				19.99	19.99		
	4-Wire DS1 Loop / 4-Wire ISDN DS1 Digital Trk Port - Subsequent Inward Tel Numbers			UEPPP PR7ZT			44.71	44.70				19.99	19.99		
<b>LOCAL NUMBER PORTABILITY</b>															



**UNBUNDLED NETWORK ELEMENTS - Tennessee**

							Attachment: 2		Exhibit: B							
CATEGORY	RATE ELEMENTS	Interim	Zone	BCS	USOC	RATES (\$)				Svc Order Submitted Elec per LSR	Svc Order Submitted Manually per LSR	Incremental Charge - Manual Svc Order vs. Electronic-1st	Incremental Charge - Manual Svc Order vs. Electronic-Add'l	Incremental Charge - Manual Svc Order vs. Electronic-Disc 1st	Incremental Charge - Manual Svc Order vs. Electronic-Disc Add'l	
						Rec	Nonrecurring First	Add'l	Nonrecurring Disconnect First							Add'l
											SOMEc	SOMAN	SOMAN	SOMAN	SOMAN	SOMAN
	Local Number Portability (1 per port)			UEPPP	LNPCN	1.75										
	<b>INTERFACE (Provisioning Only)</b>															
	Voice/Data			UEPPP	PR71V	0.00	0.00	0.00								
	Digital Data			UEPPP	PR71D	0.00	0.00	0.00								
	Inward Data			UEPPP	PR71E	0.00	0.00	0.00								
	<b>New or Additional "B" Channel</b>															
	New or Additional - Voice/Data B Channel			UEPPP	PR7BV	0.00	28.39					19.99	19.99			
	New or Additional - Digital Data B Channel			UEPPP	PR7BF	0.00	29.11					19.99	19.99			
	New or Additional Inward Data B Channel			UEPPP	PR7BD	0.00	29.39					19.99	19.99			
	<b>CALL TYPES</b>															
	Inward			UEPPP	PR7C1	0.00	0.00	0.00								
	Outward			UEPPP	PR7C0	0.00	0.00	0.00								
	Two-way			UEPPP	PR7CC	0.00	0.00	0.00								
	<b>Interoffice Channel Mileage</b>															
	Fixed Each Including First Mile			UEPPP	1LN1A	76.1825	145.98	109.85	19.55			19.99	19.99			
	Each Airline-Fractional Additional Mile			UEPPP	1LN1B	0.3525										
	<b>4-WIRE DS1 DIGITAL LOOP WITH 4-WIRE DDITS TRUNK PORT</b>															
	<b>UNE Port/Loop Combination Rates</b>															
	4W DS1 Digital Loop/4W DDITS Trunk Port - UNE Zone 1		1	UEPDC		93.28						19.99	19.99			
	4W DS1 Digital Loop/4W DDITS Trunk Port - UNE Zone 2		2	UEPDC		110.95						19.99	19.99			
	4W DS1 Digital Loop/4W DDITS Trunk Port - UNE Zone 3		3	UEPDC		134.14						19.99	19.99			
	<b>UNE Loop Rates</b>															
	4-Wire DS1 Digital Loop - UNE Zone 1		1	UEPDC	USLDC	57.53										
	4-Wire DS1 Digital Loop - UNE Zone 2		2	UEPDC	USLDC	75.40										
	4-Wire DS1 Digital Loop - UNE Zone 3		3	UEPDC	USLDC	98.59										
	<b>UNE Port Rate</b>															
	4-Wire DDITS Digital Trunk Port			UEPDC	UDD1T	35.55	342.80	257.87	61.41	48.49		19.99	19.99			
	<b>NONRECURRING CHARGES - CURRENTLY COMBINED</b>															
	4-Wire DS1 Digital Loop / 4-Wire DDITS Trunk Port Combination - Switch-as-is			UEPDC	USAC4		312.91	312.91				19.99	19.99			
	4-Wire DS1 Digital Loop / 4-Wire DDITS Trunk Port Combination - Conversion with DS1 Changes			UEPDC	USAWA		312.91	312.91				19.99	19.99			
	4-Wire DS1 Digital Loop / 4-Wire DDITS Trunk Port Combination - Conversion with Change - Trunk			UEPDC	USAWB		312.91	312.91				19.99	19.99			
	<b>ADDITIONAL NRCS</b>															
	4-Wire DS1 Loop / 4-Wire DDITS Trunk Port - Subsequent Service Activity Per Service Order			UEPDC	USAS4		94.88	94.88								
	4-Wire DS1 Loop / 4-Wire DDITS Trunk Port - NRC - Subsequent Channel Activation/Chan - 2-Way Trunk			UEPDC	UDTTA		108.67	108.67				19.99	19.99			
	4-Wire DS1 Loop / 4-Wire DDITS Trunk Port - Subsequent Channel Activation/Chan - 1-Way Outward Trunk			UEPDC	UDTTB		108.67	108.67				19.99	19.99			
	4-Wire DS1 Loop / 4-Wire DDITS Trunk Port - Subsqt Channel Activation/Chan Inward Trunk w/out DID			UEPDC	UDTTC		108.67	108.67				19.99	19.99			
	4-Wire DS1 Loop / 4-Wire DDITS Trunk Port - Subsqt Chan Activation Per Chan - Inward Trunk with DID			UEPDC	UDTTD		108.67	108.67				19.99	19.99			
	4-Wire DS1 Loop / 4-Wire DDITS Trunk Port - Subsqt Chan Activation / Chan - 2-Way DID w User Trans			UEPDC	UDTTE		108.67	108.67				19.99	19.99			
	<b>BIPOLAR 8 ZERO SUBSTITUTION</b>															
	B8ZS - Superframe Format			UEPDC	CCOSF		0.00	590.00				19.99	19.99			
	B8ZS - Extended Superframe Format			UEPDC	CCOEF		0.00	590.00				19.99	19.99			
	<b>Alternate Mark Inversion</b>															
	AMI - Superframe Format			UEPDC	MCOSF		0.00	0.00								
	AMI - Extended SuperFrame Format			UEPDC	MCOPO		0.00	0.00								
	<b>Telephone Number/Trunk Group Establishment Charges</b>															
	Telephone Number for 2-Way Trunk Group			UEPDC	UDTGX	0.00						19.99	19.99			
	Telephone Number for 1-Way Outward Trunk Group			UEPDC	UDTGY	0.00						19.99	19.99			
	Telephone Number for 1-Way Inward Trunk Group Without DID			UEPDC	UDTGZ	0.00						19.99	19.99			
	DID Numbers for each Group of 20 DID Numbers			UEPDC	ND4	0.00						19.99	19.99			
	DID Numbers, Non- consecutive DID Numbers , Per Number			UEPDC	ND5	0.00						19.99	19.99			

UNBUNDLED NETWORK ELEMENTS - Tennessee										Attachment: 2		Exhibit: B			
CATEGORY	RATE ELEMENTS	Interim	Zone	BCS	USOC	RATES (\$)				Svc Order Submitted Elec per LSR	Svc Order Submitted Manually per LSR	Incremental Charge - Manual Svc Order vs. Electronic-1st	Incremental Charge - Manual Svc Order vs. Electronic-Add'l	Incremental Charge - Manual Svc Order vs. Electronic-Disc 1st	Incremental Charge - Manual Svc Order vs. Electronic-Disc Add'l
						Rec	Nonrecurring First	Add'l	Nonrecurring Disconnect First						
	Reserve Non-Consecutive DID Nos.			UEPDC	ND6	0.00	0.00	0.00							
	Reserve DID Numbers			UEPDC	NDV	0.00	0.00	0.00							
<b>Dedicated DS1 (Interoffice Channel Mileage) - FX/FCO for 4-Wire DS1 Digital Loop with 4-Wire DDITS Trunk Port</b>															
	Interoffice Channel Mileage - Fixed rate 0-8 miles (Facilities Termination)			UEPDC	1LNO1	75.83	145.98	109.85	19.66	14.99					
	Interoffice Channel Mileage - Additional rate per mile - 0-8 miles			UEPDC	1LNOA	0.3525	0.00	0.00							
	Interoffice Channel Mileage - Fixed rate 9-25 miles (Facilities Termination)			UEPDC	1LNO2	0.00	0.00	0.00							
	Interoffice Channel Mileage - Additional rate per mile - 9-25 miles			UEPDC	1LNOB	0.3525	0.00	0.00							
	Interoffice Channel Mileage - Fixed rate 25+ miles (Facilities Termination)			UEPDC	1LNO3	0.00	0.00	0.00							
	Interoffice Channel Mileage - Additional rate per mile - 25+ miles			UEPDC	1LNOC	0.3525	0.00	0.00							
	Local Number Portability, per DS0 Activated			UEPDC	LNPCP	3.15	0.00	0.00							
	Central Office Terminating Point			UEPDC	CTG	0.00									
<b>4-WIRE DS1 LOOP WITH CHANNELIZATION WITH PORT</b>															
<b>System is 1 DS1 Loop, 1 D4 Channel Bank, and up to 24 Feature Activations</b>															
<b>Each System can have up to 24 combinations of rates depending on type and number of ports used</b>															
<b>UNE DS1 Loop</b>															
	4-Wire DS1 Loop - UNE Zone 1		1	UEPMG	USLDC	57.73	0.00	0.00							
	4-Wire DS1 Loop - UNE Zone 2		2	UEPMG	USLDC	75.40	0.00	0.00							
	4-Wire DS1 Loop - UNE Zone 3		3	UEPMG	USLDC	98.59	0.00	0.00							
<b>UNE DSO Channelization Capacities (D4 Channel Bank Configurations)</b>															
	24 DSO Channel Capacity - 1 per DS1			UEPMG	VUM24	131.87	0.00	0.00				19.99	19.99		
	48 DSO Channel Capacity - 1 per 2 DS1s			UEPMG	VUM48	263.74	0.00	0.00				19.99	19.99		
	96 DSO Channel Capacity - 1 per 4 DS1s			UEPMG	VUM96	527.48	0.00	0.00				19.99	19.99		
	144 DSO Channel Capacity - 1 per 6 DS1s			UEPMG	VUM144	791.42	0.00	0.00				19.99	19.99		
	192 DSO Channel Capacity - 1 per 8 DS1s			UEPMG	VUM192	827.76	0.00	0.00				19.99	19.99		
	240 DSO Channel Capacity - 1 per 10 DS1s			UEPMG	VUM240	1,318.70	0.00	0.00				19.99	19.99		
	288 DSO Channel Capacity - 1 per 12 DS1s			UEPMG	VUM288	1,582.44	0.00	0.00				19.99	19.99		
	384 DSO Channel Capacity - 1 per 16 DS1s			UEPMG	VUM384	2,109.92	0.00	0.00				19.99	19.99		
	480 DSO Channel Capacity - 1 per 20 DS1s			UEPMG	VUM480	2,637.40	0.00	0.00				19.99	19.99		
	576 DSO Channel Capacity - 1 per 24 DS1s			UEPMG	VUM576	3,164.88	0.00	0.00				19.99	19.99		
	672 DSO Channel Capacity - 1 per 28 DS1s			UEPMG	VUM672	3,692.36	0.00	0.00				19.99	19.99		
<b>Non-Recurring Charges (NRC) Associated with 4-Wire DS1 Loop with Channelization with Port - Conversion Charge Based on a System</b>															
<b>A Minimum System configuration is One (1) DS1, One (1) D4 Channel Bank, and Up To 24 DSO Ports with Feature Activations.</b>															
<b>Multiples of this configuration functioning as one are considered Add'l after the minimum system configuration is counted.</b>															
	NRC - Conversion (Currently Combined) with or without BellSouth Allowed Changes			UEPMG	USAC4	0.00	303.61	15.74				19.99	19.99		
<b>System Additions at End User Locations Where 4-Wire DS1 Loop with Channelization with Port Combination Currently Exists and New (Not Currently Combined) in all states, except in Density Zone 1 of Top 8 MSA's</b>															
	1 DS1/D4 Channel Bank - Additionally Add NRC for each Port and Assoc Fea Activation			UEPMG	VUMD4	0.00	704.68	441.48	138.36	16.41		19.99			
<b>Bipolar 8 Zero Substitution</b>															
	Clear Channel Capability Format, superframe - Subsequent Activity Only			UEPMG	CCOSF	0.00	0.00	590.00							
	Clear Channel Capability Format - Extended Superframe - Subsequent Activity Only			UEPMG	CCOEF	0.00	0.00	590.00							
<b>Alternate Mark Inversion (AMI)</b>															
	Superframe Format			UEPMG	MCOSF	0.00	0.00	0.00							
	Extended Superframe Format			UEPMG	MCOPO	0.00	0.00	0.00							
<b>Exchange Ports Associated with 4-Wire DS1 Loop with Channelization with Port</b>															
<b>Exchange Ports</b>															
	Line Side Combination Channelized PBX Trunk Port - Business			UEPPX	UEPCX	1.70	0.00	0.00	0.00	0.00		30.89	7.03		
	Line Side Outward Channelized PBX Trunk Port - Business			UEPPX	UEPOX	1.70	0.00	0.00	0.00	0.00		30.89	7.03		

UNBUNDLED NETWORK ELEMENTS - Tennessee										Attachment: 2		Exhibit: B				
CATEGORY	RATE ELEMENTS	Interim	Zone	BCS	USOC	RATES (\$)					Svc Order Submitted Elec per LSR	Svc Order Submitted Manually per LSR	Incremental Charge - Manual Svc Order vs. Electronic-1st	Incremental Charge - Manual Svc Order vs. Electronic-Add'l	Incremental Charge - Manual Svc Order vs. Electronic-Disc 1st	Incremental Charge - Manual Svc Order vs. Electronic-Disc Add'l
						Rec	Nonrecurring First	Add'l	Nonrecurring First	Disconnect Add'l						
										SOMEc	SOMAN	SOMAN	SOMAN	SOMAN	SOMAN	
	Line Side Inward Only Channelized PBX Trunk Port without DID			UEPPX	UEP1X	1.70	0.00	0.00	0.00	0.00			30.89	7.03		
	2-Wire Trunk Side Unbundled Channelized DID Trunk Port			UEPPX	UEPDM	8.97	0.00	0.00	0.00	0.00			30.89	7.03		
	Unbundled Exchange Ports, 2-Wire Channelized – Outdial – (AL, KY, LA, MS, & TN)(Conversion from Network Access Service)			UEPPX	UEPCY	1.70	0.00	0.00	0.00	0.00			30.89	7.03		
	Unbundled Exchange Ports, 2-Wire Channelized – Combination (AL, KY, LA, MS, & TN) (Conversion from Network Access Service)			UEPPX	UEPCT	1.70	0.00	0.00	0.00	0.00			30.89	7.03		
	Unbundled Exchange Ports, 2-Wire Channelized – Outdial – Tennessee Only – Calling Plan - Regionserv			UEPPX	UEPCZ	1.70	0.00	0.00	0.00	0.00			30.89	7.03		
	Unbundled Exchange Ports, 2-Wire Channelized – Two Way - Tennessee Only – Calling Plan - Regionserv			UEPPX	UEP XV	1.70	0.00	0.00	0.00	0.00			30.89	7.03		
<b>Feature Activations - Unbundled Loop Concentration</b>																
	Feature (Service) Activation for each Line Port Terminated in D4 Bank (includes Q.1.4, P50.1, P.50.498)			UEPPX	1PQWM	2.02	23.94	12.64	3.82	3.80			30.89	7.03		
	Feature (Service) Activation for each Trunk Port Terminated in D4 Bank (includes Q.1.4, P50.1, P.50.498)			UEPPX	1PQWU	2.02	73.67	17.37	54.09	10.57			30.89	7.03		
<b>Telephone Number/ Group Establishment Charges for DID Service</b>																
	DID Trunk Termination (1 per Port)			UEPPX	NDT	0.00	0.00	0.00								
	DID Numbers - groups of 20 - Valid all States			UEPPX	ND4	0.00	0.00	0.00								
	Non-Consecutive DID Numbers - per number			UEPPX	ND5	0.00	0.00	0.00								
	Reserve Non-Consecutive DID Numbers			UEPPX	ND6	0.00	0.00	0.00								
	Reserve DID Numbers			UEPPX	NDV	0.00	0.00	0.00								
<b>Local Number Portability</b>																
	Local Number Portability - 1 per port			UEPPX	LNPCP	3.15	0.00	0.00								
<b>FEATURES - Vertical and Optional</b>																
<b>Local Switching Features Offered with Line Side Ports Only</b>																
	All Features Available			UEPPX	UEPVF	0.00	0.00	0.00								
<b>UNBUNDLED PORT LOOP COMBINATIONS - MARKET RATES</b>																
Market Rates shall apply where BellSouth is not required to provide unbundled local switching or switch ports per FCC and/or State Commission rules.																
This includes:																
Unbundled port/loop combinations that are Currently Combined or Not Currently Combined in Zone 1 of the Top 8 MSAs in BellSouth's region for end users with 4 or more DS0 equivalent lines.																
The Top 8 MSAs in BellSouth's region are: FL (Orlando, Ft. Lauderdale, Miami); GA (Atlanta); LA (New Orleans); NC (Greensboro-Winston Salem-Highpoint/Charlotte-Gastonia-Rock Hill); TN (Nashville).																
BellSouth currently is developing the billing capability to mechanically bill the recurring and non-recurring Market Rates in this section except for nonrecurring charges for not currently combined in FL and NC. In the interim where BellSouth cannot bill Market Rates, BellSouth shall bill the rates in the Cost-Based section preceding in lieu of the Market Rates and reserves the right to true-up the billing difference.																
The Market Rate for unbundled ports includes all available features in all states.																
End Office and Tandem Switching Usage and Common Transport Usage rates in the Port section of this rate exhibit shall apply to all combinations of loop/port network elements except for UNE Coin Port/Loop Combinations which have a flat rate usage charge (USOC: URECU).																
For Not Currently Combined scenarios the Nonrecurring charges are listed in the First and Additional NRC columns for each Port USOC. For Currently Combined scenarios, the Nonrecurring charges are listed in the NRC - Currently Combined section.																
Additional NRCs may apply also and are categorized accordingly.																
<b>2-WIRE VOICE GRADE LOOP WITH 2-WIRE LINE PORT (RES)</b>																
<b>UNE Port/Loop Combination Rates</b>																
	2-Wire VG Loop/Port Combo - Zone 1		1			26.48										
	2-Wire VG Loop/Port Combo - Zone 2		2			30.31										
	2-Wire VG Loop/Port Combo - Zone 3		3			35.32										
<b>UNE Loop Rates</b>																
	2-Wire Voice Grade Loop (SL1) - Zone 1		1	UEPRX	UEPLX	12.48										
	2-Wire Voice Grade Loop (SL1) - Zone 2		2	UEPRX	UEPLX	16.31										
	2-Wire Voice Grade Loop (SL1) - Zone 3		3	UEPRX	UEPLX	21.32										
<b>2-Wire Voice Grade Line Port (Res)</b>																
	2-Wire voice unbundled port - residence			UEPRX	UEPRL	14.00	90.00	90.00					30.89	7.03		
	2-Wire voice unbundled port with Caller ID - res			UEPRX	UEPRC	14.00	90.00	90.00					30.89	7.03		
	2-Wire voice unbundled port outgoing only - res			UEPRX	UEPRO	14.00	90.00	90.00					30.89	7.03		
	2-Wire voice Grade unbundled Tennessee extended local dialing parity port with Caller ID - res			UEPRX	UEPAQ	14.00	90.00	90.00					30.89	7.03		
	2-Wire voice unbundled Tennessee Area Calling port with Caller ID - res (F2R)			UEPRX	UEPAK	14.00	90.00	90.00					30.89	7.03		

UNBUNDLED NETWORK ELEMENTS - Tennessee										Attachment: 2		Exhibit: B			
CATEGORY	RATE ELEMENTS	Interim	Zone	BCS	USOC	RATES (\$)				Svc Order Submitted Elec per LSR	Svc Order Submitted Manually per LSR	Incremental Charge - Manual Svc Order vs. Electronic-1st	Incremental Charge - Manual Svc Order vs. Electronic-Add'l	Incremental Charge - Manual Svc Order vs. Electronic-Disc 1st	Incremental Charge - Manual Svc Order vs. Electronic-Disc Add'l
						Rec	Nonrecurring First	Add'l	Nonrecurring Disconnect First						
										SOME C	SOMAN	SOMAN	SOMAN	SOMAN	SOMAN
	2-Wire voice unbundled Tennessee Area Calling port with Caller ID - res (TACER)			UEPRX	UEPAL	14.00	90.00	90.00				30.89	7.03		
	2-Wire voice unbundled Tennessee Area Calling port with Caller ID - res (TACSR)			UEPRX	UEPAM	14.00	90.00	90.00				30.89	7.03		
	2-Wire voice unbundled Tennessee Area Calling port with Caller ID - res (1MF2X)			UEPRX	UEPAN	14.00	90.00	90.00				30.89	7.03		
	2-Wire voice unbundled Tennessee Area Calling port with Caller ID - res (2MR)			UEPRX	UEPAO	14.00	90.00	90.00				30.89	7.03		
	2-Wire voice unbundles res, low usage line port with Caller ID (LUM)			UEPRX	UEPAP	14.00	90.00	90.00				30.89	7.03		
	2-Wire voice unbundled Low Usage Line Port without Caller ID Capability			UEPRX	UEPRT	14.00	90.00	90.00				30.89	7.03		
	2-Wire Voice Unbundled Tennessee Residence Dialing Plan without Caller ID			UEPRX	UEPWN	14.00	90.00	90.00				30.89	7.03		
	2-Wire voice unbundled Tennessee Area Plus Port without Caller ID Capability			UEPRX	UEPRR	14.00	90.00	90.00				30.89	7.03		
<b>LOCAL NUMBER PORTABILITY</b>															
	Local Number Portability (1 per port)			UEPRX	LNPCX	0.35									
<b>FEATURES</b>															
	All Features Offered			UEPRX	UEPVF	0.00	0.00	0.00				30.89	7.03		
<b>NONRECURRING CHARGES - CURRENTLY COMBINED</b>															
	2-Wire Voice Grade Loop / Line Port Combination - Switch-as-is			UEPRX	USAC2		41.50	41.50				30.89	7.03		
	2-Wire Voice Grade Loop / Line Port Combination - Switch with change			UEPRX	USACC		41.50	41.50				30.89	7.03		
<b>ADDITIONAL NRCs</b>															
	NRC - 2-Wire Voice Grade Loop/Line Port Combination - Subsequent			UEPRX	USAS2	0.00	0.00	0.00				30.89	7.03		
<b>2-WIRE VOICE GRADE LOOP WITH 2-WIRE LINE PORT (BUS)</b>															
<b>UNE Port/Loop Combination Rates</b>															
	2-Wire VG Loop/Port Combo - Zone 1		1			26.48									
	2-Wire VG Loop/Port Combo - Zone 2		2			30.31									
	2-Wire VG Loop/Port Combo - Zone 3		3			35.32									
<b>UNE Loop Rates</b>															
	2-Wire Voice Grade Loop (SL1) - Zone 1		1	UEPBX	UEPLX	12.48									
	2-Wire Voice Grade Loop (SL1) - Zone 2		2	UEPBX	UEPLX	16.31									
	2-Wire Voice Grade Loop (SL1) - Zone 3		3	UEPBX	UEPLX	21.32									
<b>2-Wire Voice Grade Line Port (Bus)</b>															
	2-Wire voice unbundled port without Caller ID - bus			UEPBX	UEPBL	14.00	90.00	90.00				30.89	7.03		
	2-Wire voice unbundled port with Caller + E484 ID - bus			UEPBX	UEPBC	14.00	90.00	90.00				30.89	7.03		
	2-Wire voice unbundled port outgoing only - bus			UEPBX	UEPBO	14.00	90.00	90.00				30.89	7.03		
	2-Wire voice Grade unbundled Tennessee extended local dialing parity port with Caller ID - bus			UEPBX	UEPAV	14.00	90.00	90.00				30.89	7.03		
	2-Wire voice unbundled Tennessee Bus 2-Way Area Calling Port Economy Option (TACC1)			UEPBX	UEPAC	14.00	90.00	90.00				30.89	7.03		
	2-Wire voice unbundled Tennessee Bus 2-Way Area Calling Port Standard Option (TACC2)			UEPBX	UEPAD	14.00	90.00	90.00				30.89	7.03		
	2-Wire voice unbundled Tennessee Bus 2-Way Collierville and Memphis Local Calling Port (B2F)			UEPBX	UEPAE	14.00	90.00	90.00				30.89	7.03		
	2-Wire voice unbundled Incoming Only Port without Caller ID Capability			UEPBX	UEPBE	14.00	90.00	90.00				30.89	7.03		
	2-Wire Voice Unbundled Tennessee Business Dialing Plan without Caller ID			UEPBX	UEPWO	14.00	90.00	90.00				30.89	7.03		
<b>LOCAL NUMBER PORTABILITY</b>															
	Local Number Portability (1 per port)			UEPBX	LNPCX	0.35									
<b>FEATURES</b>															
	All Features Offered			UEPBX	UEPVF	0.00	0.00	0.00				30.89	7.03		
<b>NONRECURRING CHARGES - CURRENTLY COMBINED</b>															

UNBUNDLED NETWORK ELEMENTS - Tennessee										Attachment: 2		Exhibit: B			
CATEGORY	RATE ELEMENTS	Interim	Zone	BCS	USOC	RATES (\$)				Svc Order Submitted Elec per LSR	Svc Order Submitted Manually per LSR	Incremental Charge - Manual Svc Order vs. Electronic-1st	Incremental Charge - Manual Svc Order vs. Electronic-Add'l	Incremental Charge - Manual Svc Order vs. Electronic-Disc 1st	Incremental Charge - Manual Svc Order vs. Electronic-Disc Add'l
						Rec	Nonrecurring First	Add'l	Nonrecurring Disconnect First						
										SOMEC	SOMAN	SOMAN	SOMAN	SOMAN	SOMAN
	2-Wire Voice Grade Loop / Line Port Combination - Switch-as-is			UEPBX	USAC2		41.50	41.50				30.89	7.03		
	2-Wire Voice Grade Loop / Line Port Combination - Switch with change			UEPBX	USACC		41.50	41.50				30.89	7.03		
<b>ADDITIONAL NRCs</b>															
	NRC - 2-Wire Voice Grade Loop/Line Port Combination - Subsequent			UEPBX	USAS2	0.00	0.00	0.00				30.89	7.03		
<b>2-WIRE VOICE GRADE LOOP WITH 2-WIRE LINE PORT (RES - PBX)</b>															
<b>UNE Port/Loop Combination Rates</b>															
	2-Wire VG Loop/Port Combo - Zone 1		1				26.48								
	2-Wire VG Loop/Port Combo - Zone 2		2				30.31								
	2-Wire VG Loop/Port Combo - Zone 3		3				35.32								
<b>UNE Loop Rates</b>															
	2-Wire Voice Grade Loop (SL1) - Zone 1		1	UEPRG	UEPLX		12.48								
	2-Wire Voice Grade Loop (SL1) - Zone 2		2	UEPRG	UEPLX		16.31								
	2-Wire Voice Grade Loop (SL1) - Zone 3		3	UEPRG	UEPLX		21.32								
<b>2-Wire Voice Grade Line Port Rates (RES - PBX)</b>															
	2-Wire VG Unbundled Combination 2-Way PBX Trunk Port - Res			UEPRG	UEPRD	14.00	90.00	90.00				30.89	7.03		
<b>LOCAL NUMBER PORTABILITY</b>															
	Local Number Portability (1 per port)			UEPRG	LNPCP	3.15	0.00	0.00							
<b>FEATURES</b>															
	All Features Offered			UEPRG	UEPVF	0.00	0.00	0.00				30.89	7.03		
<b>NONRECURRING CHARGES - CURRENTLY COMBINED</b>															
	2-Wire Voice Grade Loop/ Line Port Combination - Switch-As-Is			UEPRG	USAC2		41.50	41.50				30.89	7.03		
	2-Wire Voice Grade Loop/ Line Port Combination - Switch with Change			UEPRG	USACC		41.50	41.50				30.89	7.03		
<b>ADDITIONAL NRCs</b>															
	2 Wire Loop/Line Side Port Combination - Non feature - Subsequent Activity - Nonrecurring						0.00	0.00				30.89	7.03		
	PBX Subsequent Activity - Change/Rearrange Multiline Hunt Group						14.64	14.64				30.89	7.03		
<b>2-WIRE VOICE GRADE LOOP WITH 2-WIRE LINE PORT (BUS - PBX)</b>															
<b>UNE Port/Loop Combination Rates</b>															
	2-Wire VG Loop/Port Combo - Zone 1		1				26.48								
	2-Wire VG Loop/Port Combo - Zone 2		2				30.31								
	2-Wire VG Loop/Port Combo - Zone 3		3				35.32								
<b>UNE Loop Rates</b>															
	2-Wire Voice Grade Loop (SL1) - Zone 1		1	UEPPX	UEPLX		12.48								
	2-Wire Voice Grade Loop (SL1) - Zone 2		2	UEPPX	UEPLX		16.31								
	2-Wire Voice Grade Loop (SL1) - Zone 3		3	UEPPX	UEPLX		21.32								
<b>2-Wire Voice Grade Line Port Rates (BUS - PBX)</b>															
	Line Side Unbundled Combination 2-Way PBX Trunk Port - Bus			UEPPX	UEPPC	14.00	90.00	90.00				30.89	7.03		
	Line Side Unbundled Outward PBX Trunk Port - Bus			UEPPX	UEPPO	14.00	90.00	90.00				30.89	7.03		
	Line Side Unbundled Incoming PBX Trunk Port - Bus			UEPPX	UEPP1	14.00	90.00	90.00				30.89	7.03		
	2-Wire Voice Unbundled PBX LD Terminal Ports			UEPPX	UEPLD	14.00	90.00	90.00				30.89	7.03		
	2-Wire Voice Unbundled 2-Way Combination PBX Tennessee Calling Port			UEPPX	UEPT2	14.00	90.00	90.00				30.89	7.03		
	2-Wire Voice Unbundled 1-Way Outgoing PBX Tennessee Calling Port			UEPPX	UEPTO	14.00	90.00	90.00				30.89	7.03		
	2-Wire Voice Unbundled 2-Way Combination PBX Usage Port			UEPPX	UEPXA	14.00	90.00	90.00				30.89	7.03		
	2-Wire Voice Unbundled PBX Toll Terminal Hotel Ports			UEPPX	UEPXB	14.00	90.00	90.00				30.89	7.03		
	2-Wire Voice Unbundled PBX LD DDD Terminals Port			UEPPX	UEPXC	14.00	90.00	90.00				30.89	7.03		
	2-Wire Voice Unbundled PBX LD Terminal Switchboard Port			UEPPX	UEPXD	14.00	90.00	90.00				30.89	7.03		
	2-Wire Voice Unbundled PBX LD Terminal Switchboard IDD Capable Port			UEPPX	UEPXE	14.00	90.00	90.00				30.89	7.03		

UNBUNDLED NETWORK ELEMENTS - Tennessee										Attachment: 2		Exhibit: B			
CATEGORY	RATE ELEMENTS	Interim	Zone	BCS	USOC	RATES (\$)				Svc Order Submitted Elec per LSR	Svc Order Submitted Manually per LSR	Incremental Charge - Manual Svc Order vs. Electronic-1st	Incremental Charge - Manual Svc Order vs. Electronic-Add'l	Incremental Charge - Manual Svc Order vs. Electronic-Disc 1st	Incremental Charge - Manual Svc Order vs. Electronic-Disc Add'l
						Rec	Nonrecurring First	Add'l	Nonrecurring Disconnect First						
										SOMEC	SOMAN	SOMAN	SOMAN	SOMAN	SOMAN
	2-Wire Voice Unbundled 2-Way PBX Hotel/Hospital Economy Administrative Calling Port			UEPPX	UEPXL	14.00	90.00	90.00				30.89	7.03		
	2-Wire Voice Unbundled 2-Way PBX Hotel/Hospital Economy Room Calling Port			UEPPX	UEPXM	14.00	90.00	90.00				30.89	7.03		
	2-Wire Voice Unbundled 1-W Out PBX Hotel/Hospital Economy Administrative Calling Port TN			UEPPX	UEPXN	14.00	90.00	90.00				30.89	7.03		
	2-Wire Voice Unbundled 1-Way Outgoing PBX Hotel/Hospital Discount Room Calling Port			UEPPX	UEPXO	14.00	90.00	90.00				30.89	7.03		
	2-Wire Voice Unbundled 1-Way Outgoing PBX Measured Port			UEPPX	UEPXS	14.00	90.00	90.00				30.89	7.03		
	2-Wire Voice Unbundled PBX Collierville and Memphis Calling Port			UEPPX	UEPXU	14.00	90.00	90.00				30.89	7.03		
	2-Wire Voice Unbundled 2-Way PBX Tennessee RegionServ Calling Port			UEPPX	UEPXV	14.00	90.00	90.00				30.89	7.03		
	Tennessee PBX 2-Way Combo Each Additional Trunk Collierville and Memphis Local Calling Plan			UEPPX	UEPA6	14.00	90.00	90.00				30.89	7.03		
	Tennessee PBX 2-Way Combo First Trunk Collierville and Memphis Local Calling Plan			UEPPX	UEPA7	14.00	90.00	90.00				30.89	7.03		
<b>LOCAL NUMBER PORTABILITY</b>															
	Local Number Portability (1 per port)			UEPPX	LNPCP	3.15	0.00	0.00							
<b>FEATURES</b>															
	All Features Offered			UEPPX	UEPVF	0.00	0.00	0.00				30.89	7.03		
<b>NONRECURRING CHARGES - CURRENTLY COMBINED</b>															
	2-Wire Voice Grade Loop/ Line Port Combination - Switch-As-Is			UEPPX	USAC2		41.50	41.50				30.89	7.03		
	2-Wire Voice Grade Loop/ Line Port Combination - Switch with Change			UEPPX	USACC		41.50	41.50				30.89	7.03		
<b>ADDITIONAL NRCs</b>															
	2-Wire Voice Grade Loop/ Line Port Combination - Subsequent			UEPPX	USAS2	0.00	0.00	0.00				30.89	7.03		
	2 Wire Loop/Line Side Port Combination - Non feature - Subsequent Activity - Nonrecurring						0.00	0.00				30.89	7.03		
	PBX Subsequent Activity - Change/Rearrange Multiline Hunt Group						14.64	14.64				30.89	7.03		
<b>2-WIRE VOICE GRADE LOOP WITH 2-WIRE ANALOG LINE COIN PORT</b>															
<b>UNE Port/Loop Combination Rates</b>															
	2-Wire VG Coin Port/Loop Combo – Zone 1		1			26.48									
	2-Wire VG Coin Port/Loop Combo – Zone 2		2			30.31									
	2-Wire VG Coin Port/Loop Combo – Zone 3		3			35.32									
<b>UNE Loop Rates</b>															
	2-Wire Voice Grade Loop (SL1) - Zone 1		1	UEPCO	UEPLX	12.48									
	2-Wire Voice Grade Loop (SL1) - Zone 2		2	UEPCO	UEPLX	16.31									
	2-Wire Voice Grade Loop (SL1) - Zone 3		3	UEPCO	UEPLX	21.32									
<b>2-Wire Voice Grade Line Port Rates (Coin)</b>															
	2-Wire Coin 2-Way without Operator Screening and without Blocking (TN)			UEPCO	UEPTB	14.00	90.00	90.00				30.89	7.03		
	2-Wire Coin 2-Way with Operator Screening and Blocking: 011, 900/976, 1+DDD (NC, TN)			UEPCO	UEPRP	14.00	90.00	90.00				30.89	7.03		
	2-Wire Coin 2-Way with Operator Screening and 011 Blocking (TN)			UEPCO	UEPTA	14.00	90.00	90.00				30.89	7.03		
	2-Wire Coin 2-Way with Operator Screening and Blocking: 900/976, 1+DDD, 011+, and Local (NC, TN)			UEPCO	UEPCA	14.00	90.00	90.00				30.89	7.03		
	2-Wire Coin Outward with Operator Screening and 011 Blocking (TN)			UEPCO	UEPTC	14.00	90.00	90.00				30.89	7.03		
	2-Wire Coin Outward with Operator Screening and Blocking: 900/976, 1+DDD, 011+, and Local (TN)			UEPCO	UEPOT	14.00	90.00	90.00				30.89	7.03		
<b>LOCAL NUMBER PORTABILITY</b>															
	Local Number Portability (1 per port)			UEPCO	LNPCX	0.35									
<b>NONRECURRING CHARGES - CURRENTLY COMBINED</b>															

UNBUNDLED NETWORK ELEMENTS - Tennessee										Attachment: 2		Exhibit: B			
CATEGORY	RATE ELEMENTS	Interim	Zone	BCS	USOC	RATES (\$)				Svc Order Submitted Elec per LSR	Svc Order Submitted Manually per LSR	Incremental Charge - Manual Svc Order vs. Electronic-1st	Incremental Charge - Manual Svc Order vs. Electronic-Add'l	Incremental Charge - Manual Svc Order vs. Electronic-Disc 1st	Incremental Charge - Manual Svc Order vs. Electronic-Disc Add'l
						Rec	Nonrecurring First	Add'l	Nonrecurring First						
										SOMEc	SOMAN	SOMAN	SOMAN	SOMAN	SOMAN
	2-Wire Voice Grade Loop/ Line Port Combination - Switch-As-Is			UEPCO	USAC2		41.50	41.50				30.89	7.03		
	2-Wire Voice Grade Loop/ Line Port Combination - Switch with Change			UEPCO	USACC		41.50	41.50				30.89	7.03		
	<b>ADDITIONAL NRCs</b>														
	2-Wire Voice Grade Loop/ Line Port Combination - Subsequent			UEPCO	USAS2	0.00	0.00	0.00				30.89	7.03		
	<b>2-WIRE VOICE LOOP/ 2WIRE VOICE GRADE IO TRANSPORT/ 2-WIRE LINE PORT (RES)</b>														
	<b>UNE Port/Loop Combination Rates</b>														
	2-Wire VG Loop/IO Tranport/Port Combo - Zone 1		1				30.56								
	2-Wire VG Loop/IO Tranport/Port Combo - Zone 2		2				35.63								
	2-Wire VG Loop/IO Tranport/Port Combo - Zone 3		3				42.28								
	<b>UNE Loop Rates</b>														
	2-Wire Voice Grade Loop (SL2) - Zone 1		1	UEPFR	UECF2		16.56								
	2-Wire Voice Grade Loop (SL2) - Zone 2		2	UEPFR	UECF2		21.63								
	2-Wire Voice Grade Loop (SL2) - Zone 3		3	UEPFR	UECF2		28.28								
	<b>2-Wire Voice Grade Line Port Rates (Res)</b>														
	2-Wire voice unbundled port - residence			UEPFR	UEPRL	14.00	115.00	75.00	40.00	30.00		15.69			
	2-Wire voice unbundled port with Caller ID - res			UEPFR	UEPRC	14.00	115.00	75.00	40.00	30.00		15.69			
	2-Wire voice unbundled port outgoing only - res			UEPFR	UEPRO	14.00	115.00	75.00	40.00	30.00		15.69			
	2-Wire voice Grade unbundled Tennessee extended local dialing parity port with Caller ID - res			UEPFR	UEPAQ	14.00	115.00	75.00	40.00	30.00		15.69			
	2-Wire voice unbundled Tennessee Area Plus with Caller ID - res (AC7)			UEPFR	UEPAH	14.00	115.00	75.00	40.00	30.00		15.69			
	2-Wire voice unbundled Tennessee Area Calling port with Caller ID - res (F2R)			UEPFR	UEPAK	14.00	115.00	75.00	40.00	30.00		15.69			
	2-Wire voice unbundled Tennessee Area Calling port with Caller ID - res (TACER)			UEPFR	UEPAL	14.00	115.00	75.00	40.00	30.00		15.69			
	2-Wire voice unbundled Tennessee Area Calling port with Caller ID - res (TACSR)			UEPFR	UEPAM	14.00	115.00	75.00	40.00	30.00		15.69			
	2-Wire voice unbundled Tennessee Area Calling port with Caller ID - res (1MF2X)			UEPFR	UEPAN	14.00	115.00	75.00	40.00	30.00		15.69			
	2-Wire voice unbundled Tennessee Area Calling port with Caller ID - res (2MR)			UEPFR	UEPAO	14.00	115.00	75.00	40.00	30.00		15.69			
	2-Wire voice unbundles res, low usage line port with Caller ID (LUM)			UEPFR	UEPAP	14.00	115.00	75.00	40.00	30.00		15.69			
	2-Wire Voice Unbundled Tennessee Residence Dialing Plan without Caller ID			UEPFR	UEPWN	14.00	115.00	75.00	40.00	30.00		15.69			
	<b>INTEROFFICE TRANSPORT</b>														
	Interoffice Transport - Dedicated - 2 Wire Voice Grade - Facility Termination			UEPFR	U1TV2	18.58	55.39	17.37	27.96	3.51					
	Interoffice Transport - Dedicated - 2 Wire Voice Grade - Per Mile or Fraction Mile			UEPFR	1L5XX	0.0174									
	<b>FEATURES</b>														
	All Features Offered			UEPFR	UEPVF	0.00	0.00	0.00				15.69			
	<b>LOCAL NUMBER PORTABILITY</b>														
	Local Number Portability (1 per port)			UEPFR	LNPCX	0.35									
	<b>NONRECURRING CHARGES (NRCs) - CURRENTLY COMBINED</b>														
	2-Wire Loop / Dedicated IO Transport / 2 Wire Line Port Combination - Conversion - Switch-as-is			UEPFR	USAC2		16.94	3.72				15.69			
	2-Wire Loop / Dedicated IO Transport / 2 Wire Line Port Combination - Conversion - Switch-With-Change			UEPFR	USACC		16.94	3.72				15.69			
	<b>2-WIRE VOICE LOOP/ 2WIRE VOICE GRADE IO TRANSPORT/ 2-WIRE LINE PORT (BUS)</b>														
	<b>UNE Port/Loop Combination Rates</b>														
	2-Wire VG Loop/IO Tranport/Port Combo - Zone 1		1				30.56								
	2-Wire VG Loop/IO Tranport/Port Combo - Zone 2		2				35.63								
	2-Wire VG Loop/IO Tranport/Port Combo - Zone 3		3				42.28								
	<b>UNE Loop Rates</b>														
	2-Wire Voice Grade Loop (SL2) - Zone 1		1	UEPFB	UECF2		16.56								

UNBUNDLED NETWORK ELEMENTS - Tennessee										Attachment: 2		Exhibit: B						
CATEGORY	RATE ELEMENTS	Interim	Zone	BCS	USOC	RATES (\$)				Svc Order Submitted Elec per LSR	Svc Order Submitted Manually per LSR	Incremental Charge - Manual Svc Order vs. Electronic-1st	Incremental Charge - Manual Svc Order vs. Electronic-Add'l	Incremental Charge - Manual Svc Order vs. Electronic-Disc 1st	Incremental Charge - Manual Svc Order vs. Electronic-Disc Add'l			
						Rec	Nonrecurring First	Add'l	Nonrecurring First							Disconnect Add'l	OSS Rates (\$)	
													SOMEc	SOMAN	SOMAN	SOMAN	SOMAN	SOMAN
	2-Wire Voice Grade Loop (SL2) - Zone 2		2	UEPFB	UECF2	21.63												
	2-Wire Voice Grade Loop (SL2) - Zone 3		3	UEPFB	UECF2	28.28												
<b>2-Wire Voice Grade Line Port (Bus)</b>																		
	2-Wire voice unbundled port without Caller ID - bus			UEPFB	UEPBL	14.00	115.00	75.00	40.00	30.00			15.69					
	2-Wire voice unbundled port with Caller + E484 ID - bus			UEPFB	UEPBC	14.00	115.00	75.00	40.00	30.00			15.69					
	2-Wire voice unbundled port outgoing only - bus			UEPFB	UEPBO	14.00	115.00	75.00	40.00	30.00			15.69					
	2-Wire voice Grade unbundled Tennessee extended local dialing parity port with Caller ID - bus			UEPFB	UEPAV	14.00	115.00	75.00	40.00	30.00			15.69					
	2-Wire voice unbundled incoming only port with Caller ID - Bus			UEPFB	UEPB1	14.00	115.00	75.00	40.00	30.00			15.69					
	2-Wire voice unbundled Tennessee Bus 2-Way Area Calling Port Economy Option (TACC1)			UEPFB	UEPAC	14.00	115.00	75.00	40.00	30.00			15.69					
	2-Wire voice unbundled Tennessee Bus 2-Way Area Calling Port Standard Option (TACC2)			UEPFB	UEPAD	14.00	115.00	75.00	40.00	30.00			15.69					
	2-Wire voice unbundled Tennessee Bus 2-Way Collierville and Memphis Local Calling Port (B2F)			UEPFB	UEPAE	14.00	115.00	75.00	40.00	30.00			15.69					
	2-Wire Voice Unbundled Tennessee Business Dialing Plan without Caller ID			UEPFB	UEPWO	14.00	115.00	75.00	40.00	30.00			15.69					
	Tennessee Inward Collierville and Memphis Local Calling Plan (BUS)			UEPFB	UEPB2	14.00	115.00	75.00	40.00	30.00			15.69					
	Tennessee 2-Way Collierville and Memphis Local Calling Plan (BUS)			UEPFB	UEPB3	14.00	115.00	75.00	40.00	30.00			15.69					
<b>LOCAL NUMBER PORTABILITY</b>																		
	Local Number Portability (1 per port)			UEPFB	LNPCX	0.35												
<b>INTEROFFICE TRANSPORT</b>																		
	Interoffice Transport - Dedicated - 2 Wire Voice Grade - Facility Termination			UEPFB	U1TV2	18.58	55.39	17.37	27.96	3.51								
	Interoffice Transport - Dedicated - 2 Wire Voice Grade - Per Mile or Fraction Mile			UEPFB	1L5XX	0.0174												
<b>FEATURES</b>																		
	All Features Offered			UEPFB	UEPVF	0.00	0.00	0.00					15.69					
<b>NONRECURRING CHARGES (NRCs) - CURRENTLY COMBINED</b>																		
	2-Wire Loop / Dedicated IO Transport / 2 Wire Line Port Combination - Conversion - Switch-as-is			UEPFB	USAC2		16.94	3.72					15.69					
	2-Wire Loop / Dedicated IO Transport / 2 Wire Line Port Combination - Conversion - Switch with change			UEPFB	USACC		16.94	3.72					15.69					
<b>2-WIRE VOICE GRADE LOOP WITH 2-WIRE LINE PORT (BUS - PBX)</b>																		
<b>UNE Port/Loop Combination Rates</b>																		
	2-Wire VG Loop/IO Tranport/Port Combo - Zone 1		1			30.56												
	2-Wire VG Loop/IO Tranport/Port Combo - Zone 2		2			35.63												
	2-Wire VG Loop/IO Tranport/Port Combo - Zone 3		3			42.28												
<b>UNE Loop Rates</b>																		
	2-Wire Voice Grade Loop (SL2) - Zone 1		1	UEPFP	UECF2	16.56												
	2-Wire Voice Grade Loop (SL2) - Zone 2		2	UEPFP	UECF2	21.63												
	2-Wire Voice Grade Loop (SL2) - Zone 3		3	UEPFP	UECF2	28.28												
<b>2-Wire Voice Grade Line Port Rates (BUS - PBX)</b>																		
	Line Side Unbundled Combination 2-Way PBX Trunk Port - Bus			UEPFP	UEPPC	14.00	106.40	63.08	42.67	18.54			15.69					
	Line Side Unbundled Outward PBX Trunk Port - Bus			UEPFP	UEPPO	14.00	106.40	63.08	42.67	18.54			15.69					
	Line Side Unbundled Incoming PBX Trunk Port - Bus			UEPFP	UEPP1	14.00	106.40	63.08	42.67	18.54			15.69					
	2-Wire Voice Unbundled PBX LD Terminal Ports			UEPFP	UEPLD	14.00	106.40	63.08	42.67	18.54			15.69					
	2-Wire Voice Unbundled 2-Way Combination PBX Tennessee Calling Port			UEPFP	UEPT2	14.00	106.40	63.08	42.67	18.54			15.69					
	2-Wire Voice Unbundled 1-Way Outgoing PBX Tennessee Calling Port			UEPFP	UEPTO	14.00	106.40	63.08	42.67	18.54			15.69					
	2-Wire Voice Unbundled 2-Way Combination PBX Usage Port			UEPFP	UEPXA	14.00	106.40	63.08	42.67	18.54			15.69					
	2-Wire Voice Unbundled PBX Toll Terminal Hotel Ports			UEPFP	UEPXB	14.00	106.40	63.08	42.67	18.54			15.69					
	2-Wire Voice Unbundled PBX LD DDD Terminals Port			UEPFP	UEPXC	14.00	106.40	63.08	42.67	18.54			15.69					
	2-Wire Voice Unbundled PBX LD Terminal Switchboard Port			UEPFP	UEPXD	14.00	106.40	63.08	42.67	18.54			15.69					



UNBUNDLED NETWORK ELEMENTS - Tennessee										Attachment: 2		Exhibit: B			
CATEGORY	RATE ELEMENTS	Interim	Zone	BCS	USOC	RATES (\$)				Svc Order Submitted Elec per LSR	Svc Order Submitted Manually per LSR	Incremental Charge - Manual Svc Order vs. Electronic-1st	Incremental Charge - Manual Svc Order vs. Electronic-Add'l	Incremental Charge - Manual Svc Order vs. Electronic-Disc 1st	Incremental Charge - Manual Svc Order vs. Electronic-Disc Add'l
						Rec	Nonrecurring First	Add'l	Nonrecurring First						
										SOMEc	SOMAN	SOMAN	SOMAN	SOMAN	SOMAN
	2-Wire Voice Unbundled PBX LD Terminal Switchboard IDD Capable Port			UEPFP	UEPXE	14.00	106.40	63.08	42.67	18.54		15.69			
	2-Wire Voice Unbundled 2-Way PBX Hotel/Hospital Economy Administrative Calling Port			UEPFP	UEPXL	14.00	106.40	63.08	42.67	18.54		15.69			
	2-Wire Voice Unbundled 2-Way PBX Hotel/Hospital Economy Room Calling Port			UEPFP	UEPXM	14.00	106.40	63.08	42.67	18.54		15.69			
	2-Wire Voice Unbundled 1W Out PBX Hotel/Hospital Economy Administrative Calling Port TN Calling Port			UEPFP	UEPXN	14.00	106.40	63.08	42.67	18.54		15.69			
	2-Wire Voice Unbundled 1-Way Outgoing PBX Hotel/Hospital Discount Room Calling Port			UEPFP	UEPXO	14.00	106.40	63.08	42.67	18.54		15.69			
	2-Wire Voice Unbundled 1-Way Outgoing PBX Measured Port			UEPFP	UEPXS	14.00	106.40	63.08	42.67	18.54		15.69			
	2-Wire Voice Unbundled PBX Collierville and Memphis Calling Port			UEPFP	UEPXU	14.00	106.40	63.08	42.67	18.54		15.69			
	2-Wire Voice Unbundled 2-Way PBX Tennessee RegionServ Calling Port			UEPFP	UEPXV	14.00	106.40	63.08	42.67	18.54		15.69			
<b>LOCAL NUMBER PORTABILITY</b>															
	Local Number Portability (1 per port)			UEPFP	LNPCP	3.15	0.00	0.00				15.69			
<b>INTEROFFICE TRANSPORT</b>															
	Interoffice Transport - Dedicated - 2 Wire Voice Grade - Facility Termination			UEPFP	U1TV2	18.58	55.39	17.37	27.96	3.51					
	Interoffice Transport - Dedicated - 2 Wire Voice Grade - Per Mile or Fraction Mile			UEPFP	1L5XX	0.0174									
<b>FEATURES</b>															
	All Features Offered			UEPFP	UEPVF	0.00	0.00	0.00				15.69			
<b>NONRECURRING CHARGES (NRCs) - CURRENTLY COMBINED</b>															
	2-Wire Loop / Dedicated IO Transport / 2 Wire Line Port Combination - Conversion - Switch-as-is			UEPFP	USAC2		16.94	3.72				15.69			
	2-Wire Loop / Dedicated IO Transport / 2 Wire Line Port Combination - Conversion - Switch with change			UEPFP	USACC		16.94	3.72				15.69			
<b>UNBUNDLED PORT/LOOP COMBINATIONS - MARKET BASED RATES</b>															
<b>2-WIRE VOICE GRADE LOOP- BUS ONLY - WITH 2-WIRE DID TRUNK PORT</b>															
<b>UNE Port/Loop Combination Rates</b>															
	2-Wire VG Loop/2-Wire DID Trunk Port Combo - UNE Zone 1		1			49.60									
	2-Wire VG Loop/2-Wire DID Trunk Port Combo - UNE Zone 2		2			51.09									
	2-Wire VG Loop/2-Wire DID Trunk Port Combo - UNE Zone 3		3			56.00									
<b>UNE Loop Rates</b>															
	2-Wire Analog Voice Grade Loop - (SL2) - UNE Zone 1		1	UEPPX	UECD1	9.60									
	2-Wire Analog Voice Grade Loop - (SL2) - UNE Zone 2		2	UEPPX	UECD1	11.09									
	2-Wire Analog Voice Grade Loop - (SL2) - UNE Zone 3		3	UEPPX	UECD1	16.00									
	Exchange Ports - 2-Wire DID Port			UEPPX	UEPD1	40.00	600.00	45.00	8.45	3.91		30.89	7.03		
<b>NONRECURRING CHARGES - CURRENTLY COMBINED</b>															
	2-Wire Voice Grade Loop / 2-Wire DID Trunk Port Combination - Switch-As-Is Top 8 MSAs only			UEPPX	USAC1		100.00	42.50				30.89	7.03		
	2-Wire Voice Grade Loop / 2-Wire DID Trunk Port Conversion with BellSouth Allowable Changes Top 8 MSAs only			UEPPX	USA1C		100.00	42.50				30.89	7.03		
<b>Telephone Number/Trunk Group Establishment Charges</b>															
	DID Trunk Termination (One Per Port)			UEPPX	NDT	0.00	0.00	0.00							
	Additional DID Numbers for each Group of 20 DID Numbers			UEPPX	ND4	0.00	0.00	0.00							
	DID Numbers, Non- consecutive DID Numbers , Per Number			UEPPX	ND5	0.00	0.00	0.00							
	Reserve Non-Consecutive DID numbers			UEPPX	ND6	0.00	0.00	0.00							
	Reserve DID Numbers			UEPPX	NDV	0.00	0.00	0.00							
<b>LOCAL NUMBER PORTABILITY</b>															
	Local Number Portability (1 per port)			UEPPX	LNPCP	3.15	0.00	0.00							
<b>2-WIRE ISDN DIGITAL GRADE LOOP WITH 2-WIRE ISDN DIGITAL LINE SIDE PORT</b>															
<b>UNE Port/Loop Combination Rates</b>															
	2W ISDN Digital Grade Loop/2W ISDN Digital Line Side Port - UNE Zone 1		1	UEPPB	UEPPR	32.27									
	2W ISDN Digital Grade Loop/2W ISDN Digital Line Side Port - UNE Zone 2		2	UEPPB	UEPPR	34.78									

UNBUNDLED NETWORK ELEMENTS - Tennessee							Attachment: 2		Exhibit: B			
CATEGORY	RATE ELEMENTS	Interim	Zone	BCS	USOC	RATES (\$)	Svc Order Submitted Elec per LSR	Svc Order Submitted Manually per LSR	Incremental Charge - Manual Svc Order vs. Electronic-1st	Incremental Charge - Manual Svc Order vs. Electronic-Add'l	Incremental Charge - Manual Svc Order vs. Electronic-Disc 1st	Incremental Charge - Manual Svc Order vs. Electronic-Disc Add'l
							Rec	Nonrecurring First	Add'l	Nonrecurring First	Disconnect Add'l	OSS Rates (\$)
	2W ISDN Digital Grade Loop/2W ISDN Digital Line Side Port - UNE Zone 3		3	UEPPB UEPPR		44.32						
	2-Wire ISDN Digital Grade Loop - UNE Zone 1		1	UEPPB UEPPR	USL2X	16.20						
	2-Wire ISDN Digital Grade Loop - UNE Zone 2		2	UEPPB UEPPR	USL2X	18.71						
	2-Wire ISDN Digital Grade Loop - UNE Zone 3		3	UEPPB UEPPR	USL2X	28.25						
	Exchange Port - 2-Wire ISDN Line Side Port			UEPPB UEPPR	UEPPB	80.00	525.00	400.00	75.00	70.00	30.89	7.03
<b>NONRECURRING CHARGES - CURRENTLY COMBINED</b>												
	2-Wire ISDN Digital Grade Loop / 2-Wire ISDN Line Side Port Combination - Conversion - Top 8 MSAs only			UEPPB UEPPR	USACB	0.00	225.00	225.00			30.89	7.03
<b>ADDITIONAL NRCs</b>												
	2-Wire ISDN Loop / 2-Wire ISDN Port Combination - Sub Actvy Non Feature/Add Trunk			UEPPB UEPPR	USASB		212.88				30.89	7.03
<b>LOCAL NUMBER PORTABILITY</b>												
	Local Number Portability (1 per port)			UEPPB UEPPR	LNPCX	0.35	0.00	0.00				
<b>B-CHANNEL USER PROFILE ACCESS:</b>												
	CVS/CSD (DMS/5ESS)			UEPPB UEPPR	U1UCA	0.00	0.00	0.00				
	CVS (EWSD)			UEPPB UEPPR	U1UCB	0.00	0.00	0.00				
	CSD			UEPPB UEPPR	U1UCC	0.00	0.00	0.00				
<b>B-CHANNEL AREA PLUS USER PROFILE ACCESS: (AL,KY,LA,MS SC,MS, &amp; TN)</b>												
	CVS/CSD (DMS/5ESS)			UEPPB UEPPR	U1UCD	0.00	0.00	0.00				
	CVS (EWSD)			UEPPB UEPPR	U1UCE	0.00	0.00	0.00				
	CSD			UEPPB UEPPR	U1UCF	0.00	0.00	0.00				
<b>USER TERMINAL PROFILE</b>												
	User Terminal Profile (EWSD only)			UEPPB UEPPR	U1UMA	0.00	0.00	0.00				
<b>VERTICAL FEATURES</b>												
	All Vertical Features - One per Channel B User Profile			UEPPB UEPPR	UEPVF	0.00	0.00	0.00				
	Interoffice Channel mileage each, including first mile and facilities termination			UEPPB UEPPR	M1GNC	17.91	53.99	17.37				
	Interoffice Channel mileage each, additional mile			UEPPB UEPPR	M1GNM	0.173	0.00	0.00				
<b>4-WIRE DS1 DIGITAL LOOP WITH 4-WIRE ISDN DS1 DIGITAL TRUNK PORT</b>												
<b>UNE Port/Loop Combination Rates</b>												
	4W DS1 Digital Loop/4W ISDN DS1 Digital Trunk Port - UNE Zone 1		1	UEPPP		982.73						
	4W DS1 Digital Loop/4W ISDN DS1 Digital Trunk Port - UNE Zone 2		2	UEPPP		1,000.40						
	4W DS1 Digital Loop/4W ISDN DS1 Digital Trunk Port - UNE Zone 3		3	UEPPP		1,023.59						
	4-Wire DS1 Digital Loop - UNE Zone 1		1	UEPPP	USL4P	57.73						
	4-Wire DS1 Digital Loop - UNE Zone 2		2	UEPPP	USL4P	75.40						
	4-Wire DS1 Digital Loop - UNE Zone 3		3	UEPPP	USL4P	98.59						
	Exchange Ports - 4-Wire ISDN DS1 Port			UEPPP	UEPPP	925.00	950.00	950.00	130.00	100.00	30.89	7.03
<b>NONRECURRING CHARGES - CURRENTLY COMBINED</b>												
	4-Wire DS1 Digital Loop / 4-Wire ISDN DS1 Digital Trunk Port Combination - Conversion -Switch-As-Is Top 8 MSAs only			UEPPP	USACP	0.00	925.00	925.00			30.89	7.03
<b>ADDITIONAL NRCs</b>												
	4-Wire DS1 Loop/4-W ISDN Digtl Trk Port - Subsqct Actvy-Inward/two way Telephone Numbers (except NC)			UEPPP	PR7TF		0.94					
	4-Wire DS1 Loop / 4-Wire ISDN DS1 Digital Trunk Port - Outward Tel Numbers (All States except NC)			UEPPP	PR7TO		22.36	22.36				
	4-Wire DS1 Loop / 4-Wire ISDN DS1 Digital Trk Port - Subsequent Inward Telephone Numbers			UEPPP	PR7ZT		44.71	44.70				
<b>LOCAL NUMBER PORTABILITY</b>												
	Local Number Portability (1 per port)			UEPPP	LNPCN	1.75						
<b>INTERFACE (Provisioning Only)</b>												
	Voice/Data			UEPPP	PR71V	0.00	0.00	0.00				
	Digital Data			UEPPP	PR71D	0.00	0.00	0.00				
	Inward Data			UEPPP	PR71E	0.00	0.00	0.00				
<b>New or Additional "B" Channel</b>												

UNBUNDLED NETWORK ELEMENTS - Tennessee										Attachment: 2		Exhibit: B						
CATEGORY	RATE ELEMENTS	Interim	Zone	BCS	USOC	RATES (\$)				Svc Order Submitted Elec per LSR	Svc Order Submitted Manually per LSR	Incremental Charge - Manual Svc Order vs. Electronic-1st	Incremental Charge - Manual Svc Order vs. Electronic-Add'l	Incremental Charge - Manual Svc Order vs. Electronic-Disc 1st	Incremental Charge - Manual Svc Order vs. Electronic-Disc Add'l			
						Rec	Nonrecurring First	Add'l	Nonrecurring First							Disconnect Add'l	OSS Rates (\$)	
													SOMEc	SOMAN	SOMAN	SOMAN	SOMAN	SOMAN
	New or Additional - Voice/Data B Channel			UEPPP	PR7BV	0.00	28.39											
	New or Additional - Digital Data B Channel			UEPPP	PR7BF	0.00	29.11											
	New or Additional Inward Data B Channel			UEPPP	PR7BD	0.00	29.39											
<b>CALL TYPES</b>																		
	Inward			UEPPP	PR7C1	0.00	0.00	0.00										
	Outward			UEPPP	PR7C0	0.00	0.00	0.00										
	Two-way			UEPPP	PR7CC	0.00	0.00	0.00										
<b>Interoffice Channel Mileage</b>																		
	Fixed Each Including First Mile			UEPPP	1LN1A	76.1825	145.98	109.85	19.55									
	Each Airline-Fractional Additional Mile			UEPPP	1LN1B	0.3525												
<b>4-WIRE DS1 DIGITAL LOOP WITH 4-WIRE DDITS TRUNK PORT</b>																		
<b>UNE Port/Loop Combination Rates</b>																		
	4W DS1 Digital Loop/4W DDITS Trunk Port - UNE Zone 1		1	UEPDC		93.28												
	4W DS1 Digital Loop/4W DDITS Trunk Port - UNE Zone 2		2	UEPDC		110.95												
	4W DS1 Digital Loop/4W DDITS Trunk Port - UNE Zone 3		3	UEPDC		134.14												
<b>UNE Loop Rates</b>																		
	4-Wire DS1 Digital Loop - UNE Zone 1		1	UEPDC	USLDC	57.53												
	4-Wire DS1 Digital Loop - UNE Zone 2		2	UEPDC	USLDC	75.40												
	4-Wire DS1 Digital Loop - UNE Zone 3		3	UEPDC	USLDC	98.59												
<b>UNE Port Rate</b>																		
	4-Wire DDITS Digital Trunk Port			UEPDC	UDD1T	750.00	982.57	450.10	196.09	19.23			30.89	7.03				
<b>NONRECURRING CHARGES - CURRENTLY COMBINED</b>																		
	4-Wire DS1 Digital Loop / 4-Wire DDITS Trunk Port Combination - Switch-As-Is Top 8 MSAs only			UEPDC	USAC4		312.91	312.91					30.89	7.03				
	4-Wire DS1 Digital Loop / 4-Wire DDITS Trunk Port Combination - Conversion with DS1 Changes Top 8 MSAs only			UEPDC	USAWA		312.91	312.91					30.89	7.03				
	4-Wire DS1 Digital Loop / 4-Wire DDITS Trunk Port Combination - Conversion with Change - Trunk Top 8 MSAs only			UEPDC	USAWB		312.91	312.91					30.89	7.03				
<b>ADDITIONAL NRCs</b>																		
	4-Wire DS1 Loop / 4-Wire DDITS Trunk Port - Subsequent Service Activity Per Service Order			UEPDC	USAS4		94.88	94.88										
	4-Wire DS1 Loop / 4-Wire DDITS Trunk Port - NRC - Subsequent Channel Activation/Chan - 2-Way Trunk			UEPDC	UDTTA		108.67	108.67					30.89	7.03				
	4-Wire DS1 Loop / 4-Wire DDITS Trunk Port - Subsequent Channel Activation/Chan - 1-Way Outward Trunk			UEPDC	UDTTB		108.67	108.67					30.89	7.03				
	4-Wire DS1 Loop / 4-Wire DDITS Trunk Port - Subsqnt Channel Activation/Chan Inward Trunk w/out DID			UEPDC	UDTTC		108.67	108.67					30.89	7.03				
	4-Wire DS1 Loop / 4-Wire DDITS Trunk Port - Subsqt Chan Activation Per Chan - Inward Trunk with DID			UEPDC	UDTTD		108.67	108.67					30.89	7.03				
	4-Wire DS1 Loop / 4-Wire DDITS Trunk Port - Subsqt Chan Activation / Chan - 2-Way DID w User Trans			UEPDC	UDTTE		108.67	108.67					30.89	7.03				
<b>BIPOLAR 8 ZERO SUBSTITUTION</b>																		
	B8ZS - Superframe Format			UEPDC	CCOSF	0.00	590.00											
	B8ZS - Extended Superframe Format			UEPDC	CCOEF	0.00	590.00											
<b>Alternate Mark Inversion</b>																		
	AMI - Superframe Format			UEPDC	MCOSF	0.00	0.00											
	AMI - Extended SuperFrame Format			UEPDC	MCOPO	0.00	0.00											
<b>Telephone Number/Trunk Group Establishment Charges</b>																		
	Telephone Number for 2-Way Trunk Group			UEPDC	UDTGX	0.00												
	Telephone Number for 1-Way Outward Trunk Group			UEPDC	UDTGY	0.00												
	Telephone Number for 1-Way Inward Trunk Group Without DID			UEPDC	UDTGZ	0.00												
	DID Numbers, Establish Trunk Group and Provide First Group of 20 DID Numbers			UEPDC	NDZ	0.00	0.00	0.00										
	DID Numbers for each Group of 20 DID Numbers			UEPDC	ND4	0.00												
	DID Numbers, Non- consecutive DID Numbers , Per Number			UEPDC	ND5	0.00												
	Reserve Non-Consecutive DID Nos.			UEPDC	ND6	0.00	0.00	0.00										
	Reserve DID Numbers			UEPDC	NDV	0.00	0.00	0.00										

UNBUNDLED NETWORK ELEMENTS - Tennessee										Attachment: 2		Exhibit: B			
CATEGORY	RATE ELEMENTS	Interim	Zone	BCS	USOC	RATES (\$)				Svc Order Submitted Elec per LSR	Svc Order Submitted Manually per LSR	Incremental Charge - Manual Svc Order vs. Electronic-1st	Incremental Charge - Manual Svc Order vs. Electronic-Add'l	Incremental Charge - Manual Svc Order vs. Electronic-Disc 1st	Incremental Charge - Manual Svc Order vs. Electronic-Disc Add'l
						Rec	Nonrecurring First	Add'l	Nonrecurring Disconnect First						
Dedicated DS1 (Interoffice Channel Mileage) -															
FX/FCO for 4-Wire DS1 Digital Loop with 4-Wire DDITS Trunk Port															
	Interoffice Channel Mileage - Fixed rate 0-8 miles (Facilities Termination)			UEPDC	1LNO1	75.83	145.98	109.85	19.66	14.99					
	Interoffice Channel Mileage - Additional rate per mile - 0-8 miles			UEPDC	1LNOA	0.3525	0.00	0.00							
	Interoffice Channel Mileage - Fixed rate 9-25 miles (Facilities Termination)			UEPDC	1LNO2	0.00	0.00	0.00							
	Interoffice Channel Mileage - Additional rate per mile - 9-25 miles			UEPDC	1LNOB	0.3525	0.00	0.00							
	Interoffice Channel Mileage - Fixed rate 25+ miles (Facilities Termination)			UEPDC	1LNO3	0.00	0.00	0.00							
	Interoffice Channel Mileage - Additional rate per mile - 25+ miles			UEPDC	1LNOC	0.3525	0.00	0.00							
	Local Number Portability, per DS0 Activated			UEPDC	LNPCP	3.15	0.00	0.00							
	Central Office Terminating Point			UEPDC	CTG	0.00									
4-WIRE DS1 LOOP WITH CHANNELIZATION WITH PORT															
System is 1 DS1 Loop, 1 D4 Channel Bank, and up to 24 Feature Activations															
A system can have various rate combinations based on type and number of ports used															
UNE DS1 Loop															
	4-Wire DS1 Loop - UNE Zone 1		1	UEPMG	USLDC	57.73	0.00	0.00							
	4-Wire DS1 Loop - UNE Zone 2		2	UEPMG	USLDC	75.40	0.00	0.00							
	4-Wire DS1 Loop - UNE Zone 3		3	UEPMG	USLDC	98.59	0.00	0.00							
UNE DSO Channelization Capacities (D4 Channel Bank Configurations)															
	24 DSO Channel Capacity - 1 per DS1			UEPMG	VUM24	131.87	0.00	0.00				30.89	7.03		
	48 DSO Channel Capacity - 1 per 2 DS1s			UEPMG	VUM48	263.74	0.00	0.00				30.89	7.03		
	96 DSO Channel Capacity - 1 per 4 DS1s			UEPMG	VUM96	527.48	0.00	0.00				30.89	7.03		
	144 DSO Channel Capacity - 1 per 6 DS1s			UEPMG	VUM144	791.42	0.00	0.00				30.89	7.03		
	192 DSO Channel Capacity - 1 per 8 DS1s			UEPMG	VUM192	827.76	0.00	0.00				30.89	7.03		
	240 DSO Channel Capacity - 1 per 10 DS1s			UEPMG	VUM240	1,318.70	0.00	0.00				30.89	7.03		
	288 DSO Channel Capacity - 1 per 12 DS1s			UEPMG	VUM288	1,582.44	0.00	0.00				30.89	7.03		
	384 DSO Channel Capacity - 1 per 16 DS1s			UEPMG	VUM384	2,109.92	0.00	0.00				30.89	7.03		
	480 DSO Channel Capacity - 1 per 20 DS1s			UEPMG	VUM480	2,637.40	0.00	0.00				30.89	7.03		
	576 DSO Channel Capacity - 1 per 24 DS1s			UEPMG	VUM576	3,164.88	0.00	0.00				30.89	7.03		
	672 DSO Channel Capacity - 1 per 28 DS1s			UEPMG	VUM672	3,692.36	0.00	0.00				30.89	7.03		
Non-Recurring Charges (NRC) Associated with 4-Wire DS1 Loop with Channelization with Port - Conversion Charge Based on a System															
A Minimum System configuration is One (1) DS1, One (1) D4 Channel Bank, and Up To 24 DSO Ports with Feature Activations.															
Multiples of this configuration functioning as one are considered Add'l after the minimum system configuration is counted.															
	NRC - Conversion (Currently Combined) with or without BellSouth Allowed Changes - Top 8 MSAs Only			UEPMG	USAC4	0.00	303.61	15.74				30.89	7.03		
System Additions Where Currently Combined and New (Not Currently Combined)															
In Density Zone 1 Top 8 MSAs															
	1 DS1/D4 Channel Bank - Add NRC for each Port and Assoc Fea Activation -			UEPMG	VUMD4	0.00	704.68	441.48	138.36	16.41		30.89	7.03		
Bipolar 8 Zero Substitution															
	Clear Channel Capability Format, superframe - Subsequent Activity Only			UEPMG	CCOSF	0.00	0.00	590.00							
	Clear Channel Capability Format - Extended Superframe - Subsequent Activity Only			UEPMG	CCOEF	0.00	0.00	590.00							
Alternate Mark Inversion (AMI)															
	Superframe Format			UEPMG	MCOSF	0.00	0.00	0.00							
	Extended Superframe Format			UEPMG	MCOPO	0.00	0.00	0.00							
Exchange Ports Associated with 4-Wire DS1 Loop with Channelization with Port															
Exchange Ports															
	Line Side Combination Channelized PBX Trunk Port - Business			UEPPX	UEPCX	14.00	0.00	0.00	0.00	0.00		30.89	7.03		
	Line Side Outward Channelized PBX Trunk Port - Business			UEPPX	UEPOX	14.00	0.00	0.00	0.00	0.00		30.89	7.03		
	Line Side Inward Only Channelized PBX Trunk Port without DID			UEPPX	UEP1X	14.00	0.00	0.00	0.00	0.00		30.89	7.03		

UNBUNDLED NETWORK ELEMENTS - Tennessee											Attachment: 2		Exhibit: B			
CATEGORY	RATE ELEMENTS	Interim	Zone	BCS	USOC	RATES (\$)					Svc Order Submitted Elec per LSR	Svc Order Submitted Manually per LSR	Incremental Charge - Manual Svc Order vs. Electronic-1st	Incremental Charge - Manual Svc Order vs. Electronic-Add'l	Incremental Charge - Manual Svc Order vs. Electronic-Disc 1st	Incremental Charge - Manual Svc Order vs. Electronic-Disc Add'l
						Rec	Nonrecurring First	Add'l	Nonrecurring First	Disconnect Add'l						
											SOME C	SOMAN	SOMAN	SOMAN	SOMAN	
	2-Wire Trunk Side Unbundled Channelized DID Trunk Port Unbundled Exchange Ports, 2-Wire Channelized – Outdial – (AL, KY, LA, MS, & TN)			UEPPX	UEPDM	40.00	0.00	0.00	0.00	0.00			30.89	7.03		
	Unbundled Exchange Ports, 2-Wire Channelized – Combination (AL, KY, LA, MS, & TN)			UEPPX	UEPCY	14.00	0.00	0.00	0.00	0.00			30.89	7.03		
	Unbundled Exchange Ports, 2-Wire Channelized – Outdial – Tennessee Only – Calling Plan - Regionserv			UEPPX	UEPCT	14.00	0.00	0.00	0.00	0.00			30.89	7.03		
	Unbundled Exchange Ports, 2-Wire Channelized – Two Way - Tennessee Only – Calling Plan - Regionserv			UEPPX	UEPCZ	14.00	0.00	0.00	0.00	0.00			30.89	7.03		
	Unbundled Exchange Ports, 2-Wire Channelized – Two Way - Tennessee Only – Calling Plan - Regionserv			UEPPX	UEPCV	14.00	0.00	0.00	0.00	0.00			30.89	7.03		
	<b>Feature Activations - Unbundled Loop Concentration</b>															
	Feature (Service) Activation for each Line Port Terminated in D4 Bank (includes Q.1.4, P.50.1, & P.50.498)			UEPPX	1PQWM	2.02	40.00	20.00	6.00	5.00						
	Feature (Service) Activation for each Trunk Port Terminated in D4 Bank (includes Q.1.4, P.50.1, & P.50.498)			UEPPX	1PQWU	2.02	110.00	30.00	75.00	15.00						
	<b>Telephone Number/ Group Establishment Charges for DID Service</b>															
	DID Trunk Termination (1 per Port)			UEPPX	NDT	0.00	0.00	0.00								
	DID Numbers - groups of 20 - Valid all States			UEPPX	ND4	0.00	0.00	0.00								
	Non-Consecutive DID Numbers - per number			UEPPX	ND5	0.00	0.00	0.00								
	Reserve Non-Consecutive DID Numbers			UEPPX	ND6	0.00	0.00	0.00								
	Reserve DID Numbers			UEPPX	NDV	0.00	0.00	0.00								
	<b>Local Number Portability</b>															
	Local Number Portability - 1 per port			UEPPX	LNPCP	3.15	0.00	0.00								
	<b>FEATURES - Vertical and Optional</b>															
	<b>Local Switching Features Offered with Line Side Ports Only</b>															
	All Features Available			UEPPX	UEPVF	0.00	0.00	0.00								
	<b>UNBUNDLED CENTREX PORT/LOOP COMBINATIONS - COST BASED RATES</b>															
	<b>1. Cost Based Rates are applied where BellSouth is required by FCC and/or State Commission rule to provide Unbundled Local Switching or Switch Ports.</b>															
	<b>2. Features shall apply to the Unbundled Port/Loop Combination - Cost Based Rate section in the same manner as they are applied to the Stand-Alone Unbundled Port section of this Rate Exhibit.</b>															
	<b>3. End Office and Tandem Switching Usage and Common Transport Usage rates in the Port section of this rate exhibit shall apply to all combinations of loop/port network elements except for UNE Coin Port/Loop Combinations.</b>															
	<b>4. The first and additional Port nonrecurring charges apply to Not Currently Combined Combos. For Currently Combined Combos, the nonrecurring charges shall be those identified in the Nonrecurring - Currently Combined sections. Additional NRCs may apply also and are categorized accordingly.</b>															
	<b>5. Market Rates for Unbundled Centrex Port/Loop Combination will be negotiated on an Individual Case Basis, until further notice.</b>															
	<b>UNE-P CENTREX - 1AESS - (Valid in AL,FL,GA,KY,LA,MS,&amp;TN only)</b>															
	<b>2-Wire VG Loop/2-Wire Voice Grade Port (Centrex) Combo</b>															
	<b>UNE Port/Loop Combination Rates (Non-Design)</b>															
	2-Wire VG Loop/2-Wire Voice Grade Port (Centrex) Port Combo - Non-Design		1	UEP91		14.18										
	2-Wire VG Loop/2-Wire Voice Grade Port (Centrex)Port Combo - Non-Design		2	UEP91		18.01										
	2-Wire VG Loop/2-Wire Voice Grade Port (Centrex)Port Combo - Non-Design		3	UEP91		23.02										
	<b>UNE Port/Loop Combination Rates (Design)</b>															
	2-Wire VG Loop/2-Wire Voice Grade Port (Centrex) Port Combo - Design		1	UEP91		18.26										
	2-Wire VG Loop/2-Wire Voice Grade Port (Centrex)Port Combo - Design		2	UEP91		23.33										
	2-Wire VG Loop/2-Wire Voice Grade Port (Centrex)Port Combo - Design		3	UEP91		29.98										
	<b>UNE Loop Rate</b>															
	2-Wire Voice Grade Loop (SL 1) - Zone 1		1	UEP91	UECS1	12.48										
	2-Wire Voice Grade Loop (SL 1) - Zone 2		2	UEP91	UECS1	16.31										
	2-Wire Voice Grade Loop (SL 1) - Zone 3		3	UEP91	UECS1	21.32										
	2-Wire Voice Grade Loop (SL 2) - Zone 1		1	UEP91	UECS2	16.56										
	2-Wire Voice Grade Loop (SL 2) - Zone 2		2	UEP91	UECS2	21.63										
	2-Wire Voice Grade Loop (SL 2) - Zone 3		3	UEP91	UECS2	28.28										
	<b>UNE Ports</b>															
	<b>All States (Except North Carolina and Sout Carolina)</b>															
	2-Wire Voice Grade Port (Centrex ) Basic Local Area			UEP91	UEPYA	1.70	22.14	15.25	8.45	3.91		30.89	7.03			

UNBUNDLED NETWORK ELEMENTS - Tennessee										Attachment: 2		Exhibit: B						
CATEGORY	RATE ELEMENTS	Interim	Zone	BCS	USOC	RATES (\$)				Svc Order Submitted Elec per LSR	Svc Order Submitted Manually per LSR	Incremental Charge - Manual Svc Order vs. Electronic-1st	Incremental Charge - Manual Svc Order vs. Electronic-Add'l	Incremental Charge - Manual Svc Order vs. Electronic-Disc 1st	Incremental Charge - Manual Svc Order vs. Electronic-Disc Add'l			
						Rec	Nonrecurring First	Add'l	Nonrecurring First							Disconnect Add'l	OSS Rates (\$)	
													SOMEc	SOMAN	SOMAN	SOMAN	SOMAN	SOMAN
	2-Wire Voice Grade Port (Centrex 800 termination)Basic Local Area			UEP91	UEPYB	1.70	22.14	15.25	8.45	3.91			30.89	7.03				
	2-Wire Voice Grade Port (Centrex with Caller ID)1Basic Local Area			UEP91	UEPYH	1.70	22.14	15.25	8.45	3.91			30.89	7.03				
	2-Wire Voice Grade Port (Centrex from diff Serving Wire Center)2 Basic Local Area			UEP91	UEPYM	1.70	22.14	15.25	8.45	3.91			30.89	7.03				
	2-Wire Voice Grade Port, Diff Serving Wire Center - 800 Service Term - Basic Local Area			UEP91	UEPYZ	1.70	22.14	15.25	8.45	3.91			30.89	7.03				
	2-Wire Voice Grade Port terminated in on Megalink or equivalent - Basic Local Area			UEP91	UEPY9	1.70	22.14	15.25	8.45	3.91			30.89	7.03				
	2-Wire Voice Grade Port Terminated on 800 Service Term - Basic Local Area			UEP91	UEPY2	1.70	22.14	15.25	8.45	3.91			30.89	7.03				
	<b>AL, KY, LA, MS, &amp; TN Only</b>																	
	2-Wire Voice Grade Port (Centrex )			UEP91	UEPQA	1.70	22.14	15.25	8.45	3.91			30.89	7.03				
	2-Wire Voice Grade Port (Centrex 800 termination)			UEP91	UEPQB	1.70	22.14	15.25	8.45	3.91			30.89	7.03				
	2-Wire Voice Grade Port (Centrex with Caller ID)1			UEP91	UEPQH	1.70	22.14	15.25	8.45	3.91			30.89	7.03				
	2-Wire Voice Grade Port (Centrex from diff Serving Wire Center)2			UEP91	UEPQM	1.70	22.14	15.25	8.45	3.91			30.89	7.03				
	2-Wire Voice Grade Port, Diff Serving Wire Center - 800 Service Term			UEP91	UEPQZ	1.70	22.14	15.25	8.45	3.91			30.89	7.03				
	2-Wire Voice Grade Port terminated in on Megalink or equivalent			UEP91	UEPQ9	1.70	22.14	15.25	8.45	3.91			30.89	7.03				
	2-Wire Voice Grade Port Terminated on 800 Service Term			UEP91	UEPQ2	1.70	22.14	15.25	8.45	3.91			30.89	7.03				
	<b>Local Switching</b>																	
	Centrex Intercom Funtionality, per port			UEP91	URECS	0.6381												
	<b>Local Number Portability</b>																	
	Local Number Portability (1 per port)			UEP91	LNPC	0.35												
	<b>Features</b>																	
	All Standard Features Offered, per port			UEP91	UEPVF	0.00							30.89	7.03				
	All Select Features Offered, per port			UEP91	UEPVS	0.00	433.78						30.89	7.03				
	All Centrex Control Features Offered, per port			UEP91	UEPVC	0.00							30.89	7.03				
	<b>NARS</b>																	
	Unbundled Network Access Register - Combination			UEP91	UARCX	0.00	0.00	0.00					30.89	7.03				
	Unbundled Network Access Register - Indial			UEP91	UAR1X	0.00	0.00	0.00					30.89	7.03				
	Unbundled Network Access Register - Outdial			UEP91	UARO	0.00	0.00	0.00					30.89	7.03				
	<b>Miscellaneous Terminations</b>																	
	<b>2-Wire Trunk Side</b>																	
	Trunk Side Terminations, each			UEP91	CENA6	8.78	22.14	15.25	8.45	3.91			30.89	7.03				
	<b>Interoffice Channel Mileage - 2-Wire</b>																	
	Interoffice Channel Facilities Termination - Voice Grade			UEP91	M1GBC	18.58	22.14	15.25	8.45	3.91			30.89	7.03				
	Interoffice Channel mileage, per mile or fraction of mile			UEP91	M1GBM	0.0174												
	<b>Feature Activations (DS0) Centrex Loops on Channelized DS1 Service</b>																	
	<b>D4 Channel Bank Feature Activations</b>																	
	Feature Activation on D-4 Channel Bank Centrex Loop Slot			UEP91	1PQWS	0.66												
	Feature Activation on D-4 Channel Bank FX line Side Loop Slot			UEP91	1PQW6	0.66												
	Feature Activation on D-4 Channel Bank FX Trunk Side Loop Slot			UEP91	1PQW7	0.66												
	Feature Activation on D-4 Channel Bank Centrex Loop Slot - Different Wire Center			UEP91	1PQWP	0.66												
	Feature Activation on D-4 Channel Bank Private Line Loop Slot			UEP91	1PQWV	0.66												
	Feature Activation on D-4 Channel Bank Tjje Line/Trunk Loop Slot			UEP91	1PQWQ	0.66												
	Feature Activation on D-4 Channel Bank WATS Loop Slot			UEP91	1PQWA	0.66												
	<b>Non-Recurring Charges (NRC) Associated with UNE-P Centrex</b>																	
	Conversion - Currently Combined Switch-As-Is with allowed changes, per port			UEP91	USAC2		1.03	0.29					30.89	7.03				
	New Centrex Standard Common Block			UEP91	M1ACS	0.00	658.60						30.89	7.03				

UNBUNDLED NETWORK ELEMENTS - Tennessee										Attachment: 2		Exhibit: B			
CATEGORY	RATE ELEMENTS	Interim	Zone	BCS	USOC	RATES (\$)				Svc Order Submitted Elec per LSR	Svc Order Submitted Manually per LSR	Incremental Charge - Manual Svc Order vs. Electronic-1st	Incremental Charge - Manual Svc Order vs. Electronic-Add'l	Incremental Charge - Manual Svc Order vs. Electronic-Disc 1st	Incremental Charge - Manual Svc Order vs. Electronic-Disc Add'l
						Rec	Nonrecurring First	Add'l	Nonrecurring Disconnect First						
													SOMAN	SOMAN	SOMAN
	New Centrex Customized Common Block			UEP91	M1ACC	0.00	658.60						30.89	7.03	
	Secondary Block, per Block			UEP91	M2CC1	0.00	73.55						30.89	7.03	
	NAR Establishment Charge, Per Occasion			UEP91	URECA		68.57						30.89	7.03	
	<b>UNE-P CENTREX - 5ESS (Valid in All States)</b>														
	<b>2-Wire VG Loop/2-Wire Voice Grade Port (Centrex) Combo</b>														
	<b>UNE Port/Loop Combination Rates (Non-Design)</b>														
	2-Wire VG Loop/2-Wire Voice Grade Port (Centrex) Port Combo - Non-Design		1	UEP95		14.18									
	2-Wire VG Loop/2-Wire Voice Grade Port (Centrex)Port Combo - Non-Design		2	UEP95		18.01									
	2-Wire VG Loop/2-Wire Voice Grade Port (Centrex)Port Combo - Non-Design		3	UEP95		23.02									
	<b>UNE Port/Loop Combination Rates (Design)</b>														
	2-Wire VG Loop/2-Wire Voice Grade Port (Centrex) Port Combo - Design		1	UEP95		18.26									
	2-Wire VG Loop/2-Wire Voice Grade Port (Centrex)Port Combo - Design		2	UEP95		23.33									
	2-Wire VG Loop/2-Wire Voice Grade Port (Centrex)Port Combo - Design		3	UEP95		29.98									
	<b>UNE Loop Rate</b>														
	2-Wire Voice Grade Loop (SL 1) - Zone 1		1	UEP95	UECS1	12.48									
	2-Wire Voice Grade Loop (SL 1) - Zone 2		2	UEP95	UECS1	16.31									
	2-Wire Voice Grade Loop (SL 1) - Zone 3		3	UEP95	UECS1	21.32									
	2-Wire Voice Grade Loop (SL 2) - Zone 1		1	UEP95	UECS2	16.56									
	2-Wire Voice Grade Loop (SL 2) - Zone 2		2	UEP95	UECS2	21.63									
	2-Wire Voice Grade Loop (SL 2) - Zone 3		3	UEP95	UECS2	28.28									
	<b>UNE Port Rate</b>														
	<b>All States</b>														
	2-Wire Voice Grade Port (Centrex ) Basic Local Area			UEP95	UEPYA	1.70	22.14	15.25	8.45	3.91			30.89	7.03	
	2-Wire Voice Grade Port (Centrex 800 termination)			UEP95	UEPYB	1.70	22.14	15.25	8.45	3.91			30.89	7.03	
	2-Wire Voice Grade Port (Centrex with Caller ID)1Basic Local Area			UEP95	UEPYH	1.70	22.14	15.25	8.45	3.91			30.89	7.03	
	2-Wire Voice Grade Port (Centrex from diff Serving Wire Center)2 Basic Local Area			UEP95	UEPYM	1.70	22.14	15.25	8.45	3.91			30.89	7.03	
	2-Wire Voice Grade Port, Diff Serving Wire Center - 800 Service Term - Basic Local Area			UEP95	UEPYZ	1.70	22.14	15.25	8.45	3.91			30.89	7.03	
	2-Wire Voice Grade Port terminated in on Megalink or equivalent - Basic Local Area			UEP95	UEPY9	1.70	22.14	15.25	8.45	3.91			30.89	7.03	
	2-Wire Voice Grade Port Terminated on 800 Service Term - Basic Local Area			UEP95	UEPY2	1.70	22.14	15.25	8.45	3.91			30.89	7.03	
	<b>AL, KY, LA, MS, SC, &amp; TN Only</b>														
	2-Wire Voice Grade Port (Centrex )			UEP95	UEPQA	1.70	22.14	15.25	8.45	3.91			30.89	7.03	
	2-Wire Voice Grade Port (Centrex 800 termination)			UEP95	UEPQB	1.70	22.14	15.25	8.45	3.91			30.89	7.03	
	2-Wire Voice Grade Port (Centrex with Caller ID)1			UEP95	UEPQH	1.70	22.14	15.25	8.45	3.91			30.89	7.03	
	2-Wire Voice Grade Port (Centrex from diff Serving Wire Center)2			UEP95	UEPQM	1.70	22.14	15.25	8.45	3.91			30.89	7.03	
	2-Wire Voice Grade Port, Diff Serving Wire Center - 800 Service Term			UEP95	UEPQZ	1.70	22.14	15.25	8.45	3.91			30.89	7.03	
	2-Wire Voice Grade Port terminated in on Megalink or equivalent			UEP95	UEPQ9	1.70	22.14	15.25	8.45	3.91			30.89	7.03	
	2-Wire Voice Grade Port Terminated on 800 Service Term			UEP95	UEPQ2	1.70	22.14	15.25	8.45	3.91			30.89	7.03	
	<b>FL &amp; GA Only</b>														
	<b>Local Switching</b>														
	Centrex Intercom Funtionality, per port			UEP95	URECS	0.6381									
	<b>Local Number Portability</b>														
	Local Number Portability (1 per port)			UEP95	LNPC	0.35									
	<b>Features</b>														
	All Standard Features Offered, per port			UEP95	UEPVF	0.00							30.89	7.03	
	All Select Features Offered, per port			UEP95	UEPVS	0.00	433.78						30.89	7.03	

UNBUNDLED NETWORK ELEMENTS - Tennessee										Attachment: 2		Exhibit: B			
CATEGORY	RATE ELEMENTS	Interim	Zone	BCS	USOC	RATES (\$)				Svc Order Submitted Elec per LSR	Svc Order Submitted Manually per LSR	Incremental Charge - Manual Svc Order vs. Electronic-1st	Incremental Charge - Manual Svc Order vs. Electronic-Add'l	Incremental Charge - Manual Svc Order vs. Electronic-Disc 1st	Incremental Charge - Manual Svc Order vs. Electronic-Disc Add'l
						Rec	Nonrecurring First	Add'l	Nonrecurring First						
											SOMEC	SOMAN	SOMAN	SOMAN	SOMAN
	All Centrex Control Features Offered, per port			UEP95	UEPVC	0.00						30.89	7.03		
<b>NARS</b>	Unbundled Network Access Register - Combination			UEP95	UARCX	0.00	0.00	0.00				30.89	7.03		
	Unbundled Network Access Register - Indial			UEP95	UAR1X	0.00	0.00	0.00				30.89	7.03		
	Unbundled Network Access Register - Outdial			UEP95	UAROX	0.00	0.00	0.00				30.89	7.03		
<b>Miscellaneous Terminations</b>															
<b>2-Wire Trunk Side</b>															
	Trunk Side Terminations, each			UEP95	CEND6	8.78	47.75	47.01	9.21	8.47		30.89	7.03		
<b>4-Wire Digital (1,544 Megabits)</b>															
	DS1 Circuit Terminations, each			UEP95	M1HD1	35.55	75.93	38.15				30.89	7.03		
	DS0 Channels Activated, each			UEP95	M1HDO	0.00	108.67					30.89	7.03		
<b>Interoffice Channel Mileage - 2-Wire</b>															
	Interoffice Channel Facilities Termination			UEP95	MIGBC	18.58	22.14	15.25	8.45	3.91		30.89	7.03		
	Interoffice Channel mileage, per mile or fraction of mile			UEP95	MIGBM	0.0174									
<b>Feature Activations (DS0) Centrex Loops on Channelized DS1 Service</b>															
<b>D4 Channel Bank Feature Activations</b>															
	Feature Activation on D-4 Channel Bank Centrex Loop Slot			UEP95	1PQWS	0.66									
	Feature Activation on D-4 Channel Bank FX line Side Loop Slot			UEP95	1PQW6	0.66									
	Feature Activation on D-4 Channel Bank FX Trunk Side Loop Slot			UEP95	1PQW7	0.66									
	Feature Activation on D-4 Channel Bank Centrex Loop Slot - Different Wire Center			UEP95	1PQWP	0.66									
	Feature Activation on D-4 Channel Bank Private Line Loop Slot			UEP95	1PQWV	0.66									
	Feature Activation on D-4 Channel Bank Tjie Line/Trunk Loop Slot			UEP95	1PQWQ	0.66									
	Feature Activation on D-4 Channel Bank WATS Loop Slot			UEP95	1PQWA	0.66									
<b>Non-Recurring Charges (NRC) Associated with UNE-P Centrex</b>															
	NRC Conversion Currently Combined Switch-As-Is with allowed changes, per port			UEP95	USAC2		1.03	0.29				30.89	7.03		
	New Centrex Standard Common Block			UEP95	M1ACS	0.00	658.60					30.89	7.03		
	New Centrex Customized Common Block			UEP95	M1ACC	0.00	658.60					30.89	7.03		
	NAR Establishment Charge, Per Occasion			UEP95	URECA	0.00	68.57					30.89	7.03		
<b>UNE-P CENTREX - DMS100 (Valid in All States)</b>															
<b>2-Wire VG Loop/2-Wire Voice Grade Port (Centrex) Combo</b>															
<b>UNE Port/Loop Combination Rates (Non-Design)</b>															
	2-Wire VG Loop/2-Wire Voice Grade Port (Centrex) Port Combo - Non-Design		1	UEP9D		14.18									
	2-Wire VG Loop/2-Wire Voice Grade Port (Centrex)Port Combo - Non-Design		2	UEP9D		18.01									
	2-Wire VG Loop/2-Wire Voice Grade Port (Centrex)Port Combo - Non-Design		3	UEP9D		23.02									
<b>UNE Port/Loop Combination Rates (Design)</b>															
	2-Wire VG Loop/2-Wire Voice Grade Port (Centrex) Port Combo - Design		1	UEP9D		18.26									
	2-Wire VG Loop/2-Wire Voice Grade Port (Centrex)Port Combo - Design		2	UEP9D		23.33									
	2-Wire VG Loop/2-Wire Voice Grade Port (Centrex)Port Combo - Design		3	UEP9D		29.98									
<b>UNE Loop Rate</b>															
	2-Wire Voice Grade Loop (SL 1) - Zone 1		1	UEP9D	UECS1	12.48									
	2-Wire Voice Grade Loop (SL 1) - Zone 2		2	UEP9D	UECS1	16.31									
	2-Wire Voice Grade Loop (SL 1) - Zone 3		3	UEP9D	UECS1	21.32									
	2-Wire Voice Grade Loop (SL 2) - Zone 1		1	UEP9D	UECS2	16.56									
	2-Wire Voice Grade Loop (SL 2) - Zone 2		2	UEP9D	UECS2	21.63									
	2-Wire Voice Grade Loop (SL 2) - Zone 3		3	UEP9D	UECS2	28.28									
<b>UNE Port Rate</b>															
<b>ALL STATES</b>															



UNBUNDLED NETWORK ELEMENTS - Tennessee											Attachment: 2		Exhibit: B			
CATEGORY	RATE ELEMENTS	Interim	Zone	BCS	USOC	RATES (\$)					Svc Order Submitted Elec per LSR	Svc Order Submitted Manually per LSR	Incremental Charge - Manual Svc Order vs. Electronic-1st	Incremental Charge - Manual Svc Order vs. Electronic-Add'l	Incremental Charge - Manual Svc Order vs. Electronic-Disc 1st	Incremental Charge - Manual Svc Order vs. Electronic-Disc Add'l
						Rec	Nonrecurring First	Add'l	Nonrecurring First	Disconnect Add'l						
											SOME C	SOMAN	SOMAN	SOMAN	SOMAN	
	2-Wire Voice Grade Port (Centrex ) Basic Local Area			UEP9D	UEPYA	1.70	22.14	15.25	8.45	3.91		30.89	7.03			
	2-Wire Voice Grade Port (Centrex 800 termination)Basic Local Area			UEP9D	UEPYB	1.70	22.14	15.25	8.45	3.91		30.89	7.03			
	2-Wire Voice Grade Port (Centrex / EBS-PSET)3Basic Local Area			UEP9D	UEPYC	1.70	22.14	15.25	8.45	3.91		30.89	7.03			
	2-Wire Voice Grade Port (Centrex / EBS-M5009)3Basic Local Area			UEP9D	UEPYD	1.70	22.14	15.25	8.45	3.91		30.89	7.03			
	2-Wire Voice Grade Port (Centrex / EBS-M5209)3 Basic Local Area			UEP9D	UEPYE	1.70	22.14	15.25	8.45	3.91		30.89	7.03			
	2-Wire Voice Grade Port (Centrex / EBS-M5112)3 Basic Local Area			UEP9D	UEPYF	1.70	22.14	15.25	8.45	3.91		30.89	7.03			
	2-Wire Voice Grade Port (Centrex / EBS-M5312)3Basic Local Area			UEP9D	UEPYG	1.70	22.14	15.25	8.45	3.91		30.89	7.03			
	2-Wire Voice Grade Port (Centrex / EBS-M5008)3 Basic Local Area			UEP9D	UEPYT	1.70	22.14	15.25	8.45	3.91		30.89	7.03			
	2-Wire Voice Grade Port (Centrex / EBS-M5208)3 Basic Local Area			UEP9D	UEPYU	1.70	22.14	15.25	8.45	3.91		30.89	7.03			
	2-Wire Voice Grade Port (Centrex / EBS-M5216)3 Basic Local Area			UEP9D	UEPYV	1.70	22.14	15.25	8.45	3.91		30.89	7.03			
	2-Wire Voice Grade Port (Centrex / EBS-M5316)3 Basic Local Area			UEP9D	UEPY3	1.70	22.14	15.25	8.45	3.91		30.89	7.03			
	2-Wire Voice Grade Port (Centrex with Caller ID) Basic Local Area			UEP9D	UEPYH	1.70	22.14	15.25	8.45	3.91		30.89	7.03			
	2-Wire Voice Grade Port (Centrex/Caller ID/Msg Wtg Lamp Indication))3 Basic Local Area			UEP9D	UEPYW	1.70	22.14	15.25	8.45	3.91		30.89	7.03			
	2-Wire Voice Grade Port (Centrex/Msg Wtg Lamp Indication))3 Basic Local Area			UEP9D	UEPYJ	1.70	22.14	15.25	8.45	3.91		30.89	7.03			
	2-Wire Voice Grade Port (Centrex from diff Serving Wire Center) 2 Basic Local Area			UEP9D	UEPYM	1.70	22.14	15.25	8.45	3.91		30.89	7.03			
	2-Wire Voice Grade Port (Centrex/differ SWC /EBS-PSET)2, 3 Basic Local Area			UEP9D	UEPYO	1.70	22.14	15.25	8.45	3.91		30.89	7.03			
	2-Wire Voice Grade Port (Centrex/differ SWC /EBS-M5009)2, 3 Basic Local Area			UEP9D	UEPYP	1.70	22.14	15.25	8.45	3.91		30.89	7.03			
	2-Wire Voice Grade Port (Centrex/differ SWC /EBS-5209)2, 3 Basic Local Area			UEP9D	UEPYQ	1.70	22.14	15.25	8.45	3.91		30.89	7.03			
	2-Wire Voice Grade Port (Centrex/differ SWC /EBS-M5112)2, 3 Basic Local Area			UEP9D	UEPYR	1.70	22.14	15.25	8.45	3.91		30.89	7.03			
	2-Wire Voice Grade Port (Centrex/differ SWC /EBS-M5312)2, 3 Basic Local Area			UEP9D	UEPYS	1.70	22.14	15.25	8.45	3.91		30.89	7.03			
	2-Wire Voice Grade Port (Centrex/differ SWC /EBS-M5008)2, 3 Basic Local Area			UEP9D	UEPY4	1.70	22.14	15.25	8.45	3.91		30.89	7.03			
	2-Wire Voice Grade Port (Centrex/differ SWC /EBS-M5208)2, 3 Basic Local Area			UEP9D	UEPY5	1.70	22.14	15.25	8.45	3.91		30.89	7.03			
	2-Wire Voice Grade Port (Centrex/differ SWC /EBS-M5216)2, 3 Basic Local Area			UEP9D	UEPY6	1.70	22.14	15.25	8.45	3.91		30.89	7.03			
	2-Wire Voice Grade Port (Centrex/differ SWC /EBS-M5316)2, 3 Basic Local Area			UEP9D	UEPY7	1.70	22.14	15.25	8.45	3.91		30.89	7.03			
	2-Wire Voice Grade Port, Diff Serving Wire Center - 800 Service Term			UEP9D	UEPYZ	1.70	22.14	15.25	8.45	3.91		30.89	7.03			
	2-Wire Voice Grade Port terminated in on Megalink or equivalent Basic Local Area			UEP9D	UEPY9	1.70	22.14	15.25	8.45	3.91		30.89	7.03			
	2-Wire Voice Grade Port Terminated on 800 Service Term Basic Local Area			UEP9D	UEPY2	1.70	22.14	15.25	8.45	3.91		30.89	7.03			
	<b>AL, KY, LA, MS, SC, &amp; TN Only</b>															
	2-Wire Voice Grade Port (Centrex)			UEP9D	UEPQA	1.70	22.14	15.25	8.45	3.91		30.89	7.03			
	2-Wire Voice Grade Port (Centrex 800 termination)			UEP9D	UEPQB	1.70	22.14	15.25	8.45	3.91		30.89	7.03			
	2-Wire Voice Grade Port (Centrex / EBS-PSET)3			UEP9D	UEPQC	1.70	22.14	15.25	8.45	3.91		30.89	7.03			
	2-Wire Voice Grade Port (Centrex / EBS-M5009)3			UEP9D	UEPQD	1.70	22.14	15.25	8.45	3.91		30.89	7.03			
	2-Wire Voice Grade Port (Centrex / EBS-M5209)3			UEP9D	UEPQE	1.70	22.14	15.25	8.45	3.91		30.89	7.03			

UNBUNDLED NETWORK ELEMENTS - Tennessee											Attachment: 2		Exhibit: B			
CATEGORY	RATE ELEMENTS	Interim	Zone	BCS	USOC	RATES (\$)					Svc Order Submitted Elec per LSR	Svc Order Submitted Manually per LSR	Incremental Charge - Manual Svc Order vs. Electronic-1st	Incremental Charge - Manual Svc Order vs. Electronic-Add'l	Incremental Charge - Manual Svc Order vs. Electronic-Disc 1st	Incremental Charge - Manual Svc Order vs. Electronic-Disc Add'l
						Rec	Nonrecurring First	Add'l	Nonrecurring First	Disconnect Add'l						
												SOME C	SOMAN	SOMAN	SOMAN	SOMAN
	2-Wire Voice Grade Port (Centrex / EBS-M5112)3			UEP9D	UEPQF	1.70	22.14	15.25	8.45	3.91			30.89	7.03		
	2-Wire Voice Grade Port (Centrex / EBS-M5312)3			UEP9D	UEPQG	1.70	22.14	15.25	8.45	3.91			30.89	7.03		
	2-Wire Voice Grade Port (Centrex / EBS-M5008)3			UEP9D	UEPQT	1.70	22.14	15.25	8.45	3.91			30.89	7.03		
	2-Wire Voice Grade Port (Centrex / EBS-M5208)3			UEP9D	UEPQU	1.70	22.14	15.25	8.45	3.91			30.89	7.03		
	2-Wire Voice Grade Port (Centrex / EBS-M5216)3			UEP9D	UEPQV	1.70	22.14	15.25	8.45	3.91			30.89	7.03		
	2-Wire Voice Grade Port (Centrex / EBS-M5316)3			UEP9D	UEPQ3	1.70	22.14	15.25	8.45	3.91			30.89	7.03		
	2-Wire Voice Grade Port (Centrex with Caller ID)			UEP9D	UEPQH	1.70	22.14	15.25	8.45	3.91			30.89	7.03		
	2-Wire Voice Grade Port (Centrex/Caller ID/Msg Wtg Lamp Indication)3			UEP9D	UEPQW	1.70	22.14	15.25	8.45	3.91			30.89	7.03		
	2-Wire Voice Grade Port (Centrex/Msg Wtg Lamp Indication)3			UEP9D	UEPQJ	1.70	22.14	15.25	8.45	3.91			30.89	7.03		
	2-Wire Voice Grade Port (Centrex from diff Serving Wire Center) 2			UEP9D	UEPQM	1.70	22.14	15.25	8.45	3.91			30.89	7.03		
	2-Wire Voice Grade Port (Centrex/differ SWC /EBS-PSET)2, 3			UEP9D	UEPQO	1.70	22.14	15.25	8.45	3.91			30.89	7.03		
	2-Wire Voice Grade Port (Centrex/differ SWC /EBS-M5009)2, 3			UEP9D	UEPQP	1.70	22.14	15.25	8.45	3.91			30.89	7.03		
	2-Wire Voice Grade Port (Centrex/differ SWC /EBS-5209)2, 3			UEP9D	UEPQQ	1.70	22.14	15.25	8.45	3.91			30.89	7.03		
	2-Wire Voice Grade Port (Centrex/differ SWC /EBS-M5112)2, 3			UEP9D	UEPQR	1.70	22.14	15.25	8.45	3.91			30.89	7.03		
	2-Wire Voice Grade Port (Centrex/differ SWC /EBS-M5312)2, 3			UEP9D	UEPQS	1.70	22.14	15.25	8.45	3.91			30.89	7.03		
	2-Wire Voice Grade Port (Centrex/differ SWC /EBS-M5008)2, 3			UEP9D	UEPQ4	1.70	22.14	15.25	8.45	3.91			30.89	7.03		
	2-Wire Voice Grade Port (Centrex/differ SWC /EBS-M5208)2, 3			UEP9D	UEPQ5	1.70	22.14	15.25	8.45	3.91			30.89	7.03		
	2-Wire Voice Grade Port (Centrex/differ SWC /EBS-M5216)2, 3			UEP9D	UEPQ6	1.70	22.14	15.25	8.45	3.91			30.89	7.03		
	2-Wire Voice Grade Port (Centrex/differ SWC /EBS-M5316)2, 3			UEP9D	UEPQ7	1.70	22.14	15.25	8.45	3.91			30.89	7.03		
	2-Wire Voice Grade Port, Diff Serving Wire Center - 800 Service Term			UEP9D	UEPQZ	1.70	22.14	15.25	8.45	3.91			30.89	7.03		
	2-Wire Voice Grade Port terminated in on Megalink or equivalent			UEP9D	UEPQ9	1.70	22.14	15.25	8.45	3.91			30.89	7.03		
	2-Wire Voice Grade Port Terminated on 800 Service Term			UEP9D	UEPQ2	1.70	22.14	15.25	8.45	3.91			30.89	7.03		
	<b>Local Switching</b>															
	Centrex Intercom Functionality, per port			UEP9D	URECS	0.6381										
	<b>Local Number Portability</b>															
	Local Number Portability (1 per port)			UEP9D	LNPC	0.35										
	<b>Features</b>															
	All Standard Features Offered, per port			UEP9D	UEPVF	0.00							30.89	7.03		
	All Select Features Offered, per port			UEP9D	UEPVS	0.00	433.78						30.89	7.03		
	All Centrex Control Features Offered, per port			UEP9D	UEPVC	0.00							30.89	7.03		
	<b>NARS</b>															
	Unbundled Network Access Register - Combination			UEP9D	UARCX	0.00	0.00	0.00					30.89	7.03		
	Unbundled Network Access Register - Inward			UEP9D	UAR1X	0.00	0.00	0.00					30.89	7.03		
	Unbundled Network Access Register - Outdial			UEP9D	UAROX	0.00	0.00	0.00					30.89	7.03		
	<b>Miscellaneous Terminations</b>															
	<b>2-Wire Trunk Side</b>															
	Trunk Side Terminations, each			UEP9D	CEND6	8.78	22.14	15.25	8.45	3.91			30.89	7.03		
	<b>4-Wire Digital (1,544 Megabits)</b>															
	DS1 Circuit Terminations, each			UEP9D	M1HD1	35.55	75.93	38.15					30.89	7.03		
	DS0 Channels Activated per Channel			UEP9D	M1HDO	0.00	108.67						30.89	7.03		
	<b>Interoffice Channel Mileage - 2-Wire</b>															
	Interoffice Channel Facilities Termination			UEP9D	MIGBC	18.58	22.14	15.25	8.45	3.91			30.89	7.03		
	Interoffice Channel mileage, per mile or fraction of mile			UEP9D	MIGBM	0.0174										
	<b>Feature Activations (DS0) Centrex Loops on Channelized DS1 Service</b>															
	<b>D4 Channel Bank Feature Activations</b>															
	Feature Activation on D-4 Channel Bank Centrex Loop Slot			UEP9D	1PQWS	0.66										
	Feature Activation on D-4 Channel Bank FX line Side Loop Slot			UEP9D	1PQW6	0.66										

UNBUNDLED NETWORK ELEMENTS - Tennessee										Attachment: 2		Exhibit: B			
CATEGORY	RATE ELEMENTS	Interim	Zone	BCS	USOC	RATES (\$)				Svc Order Submitted Elec per LSR	Svc Order Submitted Manually per LSR	Incremental Charge - Manual Svc Order vs. Electronic-1st	Incremental Charge - Manual Svc Order vs. Electronic-Add'l	Incremental Charge - Manual Svc Order vs. Electronic-Disc 1st	Incremental Charge - Manual Svc Order vs. Electronic-Disc Add'l
						Rec	Nonrecurring First	Add'l	Nonrecurring Disconnect First						
										SOME C	SOMAN	SOMAN	SOMAN	SOMAN	SOMAN
	Feature Activation on D-4 Channel Bank FX Trunk Side Loop Slot			UEP9D	1PQW7	0.66									
	Feature Activation on D-4 Channel Bank Centrex Loop Slot - Different Wire Center			UEP9D	1PQWP	0.66									
	Feature Activation on D-4 Channel Bank Private Line Loop Slot			UEP9D	1PQWV	0.66									
	Feature Activation on D-4 Channel Bank Tjje Line/Trunk Loop Slot			UEP9D	1PQWQ	0.66									
	Feature Activation on D-4 Channel Bank WATS Loop Slot			UEP9D	1PQWA	0.66									
<b>Non-Recurring Charges (NRC) Associated with UNE-P Centrex</b>															
	NRC Conversion Currently Combined Switch-As-Is with allowed changes, per port			UEP9D	USAC2		1.03	0.29			30.89	7.03			
	New Centrex Standard Common Block			UEP9D	M1ACS	0.00	658.60				30.89	7.03			
	New Centrex Customized Common Block			UEP9D	M1ACC	0.00	658.60				30.89	7.03			
	NAR Establishment Charge, Per Occasion			UEP9D	URECA		68.57				30.89	7.03			
<b>UNE-P CENTREX - EWSD (Valid in AL, FL, KY, LA, MS &amp; TN)</b>															
<b>2-Wire VG Loop/2-Wire Voice Grade Port (Centrex) Combo</b>															
<b>UNE Port/Loop Combination Rates (Non-Design)</b>															
	2-Wire VG Loop/2-Wire Voice Grade Port (Centrex) Port Combo - Non-Design		1	UEP9E		14.18									
	2-Wire VG Loop/2-Wire Voice Grade Port (Centrex)Port Combo - Non-Design		2	UEP9E		18.01									
	2-Wire VG Loop/2-Wire Voice Grade Port (Centrex)Port Combo - Non-Design		3	UEP9E		23.02									
<b>UNE Port/Loop Combination Rates (Design)</b>															
	2-Wire VG Loop/2-Wire Voice Grade Port (Centrex) Port Combo - Design		1	UEP9E		18.26									
	2-Wire VG Loop/2-Wire Voice Grade Port (Centrex)Port Combo - Design		2	UEP9E		23.33									
	2-Wire VG Loop/2-Wire Voice Grade Port (Centrex)Port Combo - Design		3	UEP9E		29.98									
<b>UNE Loop Rate</b>															
	2-Wire Voice Grade Loop (SL 1) - Zone 1		1	UEP9E	UECS1	12.48									
	2-Wire Voice Grade Loop (SL 1) - Zone 2		2	UEP9E	UECS1	16.31									
	2-Wire Voice Grade Loop (SL 1) - Zone 3		3	UEP9E	UECS1	21.32									
	2-Wire Voice Grade Loop (SL 2) - Zone 1		1	UEP9E	UECS2	16.56									
	2-Wire Voice Grade Loop (SL 2) - Zone 2		2	UEP9E	UECS2	21.63									
	2-Wire Voice Grade Loop (SL 2) - Zone 3		3	UEP9E	UECS2	28.28									
<b>UNE Port Rate</b>															
<b>AL, FL, KY, LA, MS, &amp; TN only</b>															
	2-Wire Voice Grade Port (Centrex ) Basic Local Area			UEP9E	UEPYA	1.70	22.14	15.25	8.45	3.91	30.89	7.03			
	2-Wire Voice Grade Port (Centrex 800 termination)Basic Local Area			UEP9E	UEPYB	1.70	22.14	15.25	8.45	3.91	30.89	7.03			
	2-Wire Voice Grade Port (Centrex with Caller ID)1Basic Local Area			UEP9E	UEPYH	1.70	22.14	15.25	8.45	3.91	30.89	7.03			
	2-Wire Voice Grade Port (Centrex from diff Serving Wire Center)2 Basic Local Area			UEP9E	UEPYM	1.70	22.14	15.25	8.45	3.91	30.89	7.03			
	2-Wire Voice Grade Port, Diff Serving Wire Center - 800 Service Term - Basic Local Area			UEP9E	UEPYZ	1.70	22.14	15.25	8.45	3.91	30.89	7.03			
	2-Wire Voice Grade Port terminated in on Megalink or equivalent - Basic Local Area			UEP9E	UEPY9	1.70	22.14	15.25	8.45	3.91	30.89	7.03			
	2-Wire Voice Grade Port Terminated on 800 Service Term - Basic Local Area			UEP9E	UEPY2	1.70	22.14	15.25	8.45	3.91	30.89	7.03			
<b>AL, KY, LA, MS, &amp; TN Only</b>															
	2-Wire Voice Grade Port (Centrex )			UEP9E	UEPQA	1.70	22.14	15.25	8.45	3.91	30.89	7.03			
	2-Wire Voice Grade Port (Centrex 800 termination)			UEP9E	UEPQB	1.70	22.14	15.25	8.45	3.91	30.89	7.03			
	2-Wire Voice Grade Port (Centrex with Caller ID)1			UEP9E	UEPQH	1.70	22.14	15.25	8.45	3.91	30.89	7.03			
	2-Wire Voice Grade Port (Centrex from diff Serving Wire Center)2			UEP9E	UEPQM	1.70	22.14	15.25	8.45	3.91	30.89	7.03			

UNBUNDLED NETWORK ELEMENTS - Tennessee										Attachment: 2		Exhibit: B			
CATEGORY	RATE ELEMENTS	Interim	Zone	BCS	USOC	RATES (\$)				Svc Order Submitted Elec per LSR	Svc Order Submitted Manually per LSR	Incremental Charge - Manual Svc Order vs. Electronic-1st	Incremental Charge - Manual Svc Order vs. Electronic-Add'l	Incremental Charge - Manual Svc Order vs. Electronic-Disc 1st	Incremental Charge - Manual Svc Order vs. Electronic-Disc Add'l
						Rec	Nonrecurring First	Add'l	Nonrecurring First						
	2-Wire Voice Grade Port, Diff Serving Wire Center - 800 Service Term			UEP9E	UEPQZ	1.70	22.14	15.25	8.45	3.91		30.89	7.03		
	2-Wire Voice Grade Port terminated in on Megalink or equivalent			UEP9E	UEPQ9	1.70	22.14	15.25	8.45	3.91		30.89	7.03		
	2-Wire Voice Grade Port Terminated on 800 Service Term			UEP9E	UEPQ2	1.70	22.14	15.25	8.45	3.91		30.89	7.03		
	<b>Local Switching</b>														
	Centrex Intercom Functionality, per port			UEP9E	URECS	0.6381									
	<b>Local Number Portability</b>														
	Local Number Portability (1 per port)			UEP9E	LNPC	0.35									
	<b>Features</b>														
	All Standard Features Offered, per port			UEP9E	UEPVF	0.00						30.89	7.03		
	All Select Features Offered, per port			UEP9E	UEPV3	0.00	433.78					30.89	7.03		
	All Centrex Control Features Offered, per port			UEP9E	UEPVC	0.00						30.89	7.03		
	<b>NARS</b>														
	Unbundled Network Access Register - Combination			UEP9E	UARCX	0.00	0.00	0.00				30.89	7.03		
	Unbundled Network Access Register - Indial			UEP9E	UAR1X	0.00	0.00	0.00				30.89	7.03		
	Unbundled Network Access Register - Outdial			UEP9E	UAROY	0.00	0.00	0.00				30.89	7.03		
	<b>Miscellaneous Terminations</b>														
	<b>2-Wire Trunk Side</b>														
	Trunk Side Terminations, each			UEP9E	CEND6	8.78	22.14	15.25	8.45	3.91		30.89	7.03		
	<b>4-Wire Digital (1.544 Megabits)</b>														
	DS1 Circuit Terminations, each			UEP9E	M1HD1	35.55	75.93	38.15				30.89	7.03		
	DS0 Channel Activated Per Channel			UEP9E	M1HDO	0.00	108.67					30.89	7.03		
	<b>Interoffice Channel Mileage - 2-Wire</b>														
	Interoffice Channel Facilities Termination			UEP9E	MIGBC	18.58	22.14	15.25	8.45	3.91		30.89	7.03		
	Interoffice Channel mileage, per mile or fraction of mile			UEP9E	MIGBM	0.0174									
	<b>Feature Activations (DS0) Centrex Loops on Channelized DS1 Service</b>														
	<b>D4 Channel Bank Feature Activations</b>														
	Feature Activation on D-4 Channel Bank Centrex Loop Slot			UEP9E	1PQWS	0.66									
	Feature Activation on D-4 Channel Bank FX line Side Loop Slot			UEP9E	1PQW6	0.66									
	Feature Activation on D-4 Channel Bank FX Trunk Side Loop Slot			UEP9E	1PQW7	0.66									
	Feature Activation on D-4 Channel Bank Centrex Loop Slot - Different Wire Center			UEP9E	1PQWP	0.66									
	Feature Activation on D-4 Channel Bank Private Line Loop Slot			UEP9E	1PQWV	0.66									
	Feature Activation on D-4 Channel Bank Tjje Line/Trunk Loop Slot			UEP9E	1PQWQ	0.66									
	Feature Activation on D-4 Channel Bank WATS Loop Slot			UEP9E	1PQWA	0.66									
	<b>Non-Recurring Charges (NRC) Associated with UNE-P Centrex</b>														
	NRC Conversion Currently Combined Switch-As-Is with allowed changes, per port			UEP9E	USAC2		1.03	0.29				30.89	7.03		
	New Centrex Standard Common Block			UEP9E	M1ACS	0.00	658.60					30.89	7.03		
	New Centrex Customized Common Block			UEP9E	M1ACC	0.00	658.60					30.89	7.03		
	NAR Establishment Charge, Per Occasion			UEP9E	URECA	0.00	68.57					30.89	7.03		
	<b>UNE-P CENTREX - DCO - Valid in AL, KY, LA, MS, &amp; TN</b>														
	<b>2-Wire VG Loop/2-Wire Voice Grade Port (Centrex) Combo</b>														
	<b>UNE Port/Loop Combination Rates (Non-Design)</b>														
	2-Wire VG Loop/2-Wire Voice Grade Port (Centrex) Port Combo - Non-Design		1	UEP93		14.18									
	2-Wire VG Loop/2-Wire Voice Grade Port (Centrex)Port Combo - Non-Design		2	UEP93		18.01									
	2-Wire VG Loop/2-Wire Voice Grade Port (Centrex)Port Combo - Non-Design		3	UEP93		23.02									
	<b>UNE Port/Loop Combination Rates (Design)</b>														
	2-Wire VG Loop/2-Wire Voice Grade Port (Centrex) Port Combo - Design		1	UEP93		18.26									

UNBUNDLED NETWORK ELEMENTS - Tennessee										Attachment: 2		Exhibit: B			
CATEGORY	RATE ELEMENTS	Interim	Zone	BCS	USOC	RATES (\$)				Svc Order Submitted Elec per LSR	Svc Order Submitted Manually per LSR	Incremental Charge - Manual Svc Order vs. Electronic-1st	Incremental Charge - Manual Svc Order vs. Electronic-Add'l	Incremental Charge - Manual Svc Order vs. Electronic-Disc 1st	Incremental Charge - Manual Svc Order vs. Electronic-Disc Add'l
						Rec	Nonrecurring First	Add'l	Nonrecurring Disconnect First						
										SOMEc	SOMAN	SOMAN	SOMAN	SOMAN	SOMAN
	2-Wire VG Loop/2-Wire Voice Grade Port (Centrex)Port Combo - Design		2	UEP93		23.33									
	2-Wire VG Loop/2-Wire Voice Grade Port (Centrex)Port Combo - Design		3	UEP93		29.98									
<b>UNE Loop Rate</b>															
	2-Wire Voice Grade Loop (SL 1) - Zone 1		1	UEP93	UECS1	12.48									
	2-Wire Voice Grade Loop (SL 1) - Zone 2		2	UEP93	UECS1	16.31									
	2-Wire Voice Grade Loop (SL 1) - Zone 3		3	UEP93	UECS1	21.32									
	2-Wire Voice Grade Loop (SL 2) - Zone 1		1	UEP93	UECS2	16.56									
	2-Wire Voice Grade Loop (SL 2) - Zone 2		2	UEP93	UECS2	21.63									
	2-Wire Voice Grade Loop (SL 2) - Zone 3		3	UEP93	UECS2	28.28									
<b>UNE Port Rate</b>															
<b>AL, KY, LA, MS, &amp; TN only</b>															
	2-Wire Voice Grade Port (Centrex ) Basic Local Area			UEP93	UEPYA	1.70	22.14	15.25	8.45	3.91		30.89	7.03		
	2-Wire Voice Grade Port (Centrex 800 termination)Basic Local Area			UEP93	UEPYB	1.70	22.14	15.25	8.45	3.91		30.89	7.03		
	2-Wire Voice Grade Port (Centrex with Caller ID)1Basic Local Area			UEP93	UEPYH	1.70	22.14	15.25	8.45	3.91		30.89	7.03		
	2-Wire Voice Grade Port (Centrex from diff Serving Wire Center)2 Basic Local Area			UEP93	UEPYM	1.70	22.14	15.25	8.45	3.91		30.89	7.03		
	2-Wire Voice Grade Port, Diff Serving Wire Center - 800 Service Term - Basic Local Area			UEP93	UEPYZ	1.70	22.14	15.25	8.45	3.91		30.89	7.03		
	2-Wire Voice Grade Port terminated in on Megalink or equivalent - Basic Local Area			UEP93	UEPY9	1.70	22.14	15.25	8.45	3.91		30.89	7.03		
	2-Wire Voice Grade Port Terminated on 800 Service Term - Basic Local Area			UEP93	UEPY2	1.70	22.14	15.25	8.45	3.91		30.89	7.03		
	2-Wire Voice Grade Port (Centrex )			UEP93	UEPQA	1.70	22.14	15.25	8.45	3.91		30.89	7.03		
	2-Wire Voice Grade Port (Centrex 800 termination)			UEP93	UEPQB	1.70	22.14	15.25	8.45	3.91		30.89	7.03		
	2-Wire Voice Grade Port (Centrex with Caller ID)1			UEP93	UEPQH	1.70	22.14	15.25	8.45	3.91		30.89	7.03		
	2-Wire Voice Grade Port (Centrex from diff Serving Wire Center)2			UEP93	UEPQM	1.70	22.14	15.25	8.45	3.91		30.89	7.03		
	2-Wire Voice Grade Port, Diff Serving Wire Center - 800 Service Term			UEP93	UEPQZ	1.70	22.14	15.25	8.45	3.91		30.89	7.03		
	2-Wire Voice Grade Port terminated in on Megalink or equivalent			UEP93	UEPQ9	1.70	22.14	15.25	8.45	3.91		30.89	7.03		
	2-Wire Voice Grade Port Terminated on 800 Service Term			UEP93	UEPQ2	1.70	22.14	15.25	8.45	3.91		30.89	7.03		
<b>Local Switching</b>															
	Centrex Intercom Funtionality, per port			UEP93	URECS	0.6381									
<b>Local Number Portability</b>															
	Local Number Portability (1 per port)			UEP93	LNCCC	0.35									
<b>Features</b>															
	All Standard Features Offered, per port			UEP93	UEPVF	0.00									
	All Centrex Control Features Offered, per port			UEP93	UEPVC	0.00									
<b>NARS</b>															
	Unbundled Network Access Register - Combination			UEP93	UARCX	0.00	0.00	0.00				30.89	7.03		
	Unbundled Network Access Register - Indial			UEP93	UAR1X	0.00	0.00	0.00				30.89	7.03		
	Unbundled Network Access Register - Outdial			UEP93	UAROx	0.00	0.00	0.00				30.89	7.03		
<b>Miscellaneous Terminations</b>															
<b>2-Wire Trunk Side</b>															
	Trunk Side Terminations, each			UEP93	CEND6	8.78	22.14	15.25	8.45	3.91		30.89	7.03		
<b>4-Wire Digital (1.544 Megabits)</b>															
	DS1 Circuit Terminations, each			UEP93	M1HD1	35.55	75.93	38.15				30.89	7.03		
	DS0 Channels Activated, Per Channel			UEP93	M1HDO	0.00	108.67					30.89	7.03		
<b>Interoffice Channel Mileage - 2-Wire</b>															
	Interoffice Channel Facilities Termination			UEP93	MIGBC	18.58	22.14	15.25	8.45	3.91		30.89	7.03		
	Interoffice Channel mileage, per mile or fraction of mile			UEP93	MIGBM	0.0174									
<b>Feature Activations (DS0) Centrex Loops on Channelized DS1 Service</b>															
<b>D4 Channel Bank Feature Activations</b>															
	Feature Activation on D-4 Channel Bank Centrex Loop Slot			UEP93	1PQWS	0.66									

UNBUNDLED NETWORK ELEMENTS - Tennessee										Attachment: 2		Exhibit: B			
CATEGORY	RATE ELEMENTS	Interim	Zone	BCS	USOC	RATES (\$)				Svc Order Submitted Elec per LSR	Svc Order Submitted Manually per LSR	Incremental Charge - Manual Svc Order vs. Electronic-1st	Incremental Charge - Manual Svc Order vs. Electronic-Add'l	Incremental Charge - Manual Svc Order vs. Electronic-Disc 1st	Incremental Charge - Manual Svc Order vs. Electronic-Disc Add'l
						Rec	Nonrecurring First	Add'l	Nonrecurring Disconnect First						
										SOMEc	SOMAN	SOMAN	SOMAN	SOMAN	SOMAN
	Feature Activation on D-4 Channel Bank FX Line Side Loop Slot			UEP93	1PQW6	0.66									
	Feature Activation on D-4 Channel Bank FX Trunk Side Loop Slot			UEP93	1PQW7	0.66									
	Feature Activation on D-4 Channel Bank Centrex Loop Slot - Different Wire Center			UEP93	1PQWP	0.66									
	Feature Activation on D-4 Channel Bank Private Line Loop Slot			UEP93	1PQWV	0.66									
	Feature Activation on D-4 Channel Bank Tie Line/Trunk Loop Slot			UEP93	1PQWQ	0.66									
	Feature Activation on D-4 Channel Bank WATS Loop Slot			UEP93	1PQWA	0.66									
<b>Non-Recurring Charges (NRC) Associated with UNE-P Centrex</b>															
	NRC Conversion Currently Combined Switch-As-Is with allowed changes, per port			UEP93	USAC2		1.03	0.29			30.89	7.03			
	New Centrex Standard Common Block			UEP93	M1ACS	0.00	658.60				30.89	7.03			
	New Centrex Customized Common Block			UEP93	M1ACC	0.00	658.60				30.89	7.03			
	NAR Establishment Charge, Per Occasion			UEP93	URECA		68.57				30.89	7.03			
<b>Note 1 - Required Port for Centrex Control in 1AESS, 5ESS &amp; EWSD</b>															
<b>Note 2 - Requires Interoffice Channel Mileage</b>															
<b>Note 3 - Requires Specific Customer Premises Equipment</b>															
<b>UNBUNDLED CENTREX PORT/LOOP COMBINATIONS - MARKET RATES</b>															
<b>1. Market Rates are applied where BellSouth is not required by FCC and/or State Commission rule to provide Unbundled Local Switching or Switch Ports.</b>															
<b>2. Recurring Charges for all Standard Centrex and Centrex Control Features are Included in the Market Rate</b>															
<b>3. End Office and Tandem Switching Usage and Common Transport Usage rates in the Port section of this rate exhibit shall apply to all combinations of loop/port network elements except for UNE Coin Port/Loop Combinations.</b>															
<b>4. The first and additional Port nonrecurring charges apply to Not Currently Combined Combos. For Currently Combined Combos, the nonrecurring charges shall be those identified in the Nonrecurring - Currently Combined sections. Additional NRCs may apply also and are categorized accordingly.</b>															
<b>UNE-P CENTREX - 1AESS - (Valid in AL,FL,GA,KY,LA,MS,&amp;TN only)</b>															
<b>2-Wire VG Loop/2-Wire Voice Grade Port (Centrex) Combo</b>															
<b>UNE Port/Loop Combination Rates (Non-Design)</b>															
	2-Wire VG Loop/2-Wire Voice Grade Port (Centrex) Port Combo - Non-Design		1	UEP91		26.48									
	2-Wire VG Loop/2-Wire Voice Grade Port (Centrex)Port Combo - Non-Design		2	UEP91		30.31									
	2-Wire VG Loop/2-Wire Voice Grade Port (Centrex)Port Combo - Non-Design		3	UEP91		35.32									
<b>UNE Port/Loop Combination Rates (Design)</b>															
	2-Wire VG Loop/2-Wire Voice Grade Port (Centrex) Port Combo - Design		1	UEP91		30.56									
	2-Wire VG Loop/2-Wire Voice Grade Port (Centrex)Port Combo - Design		2	UEP91		35.63									
	2-Wire VG Loop/2-Wire Voice Grade Port (Centrex)Port Combo - Design		3	UEP91		42.28									
<b>UNE Loop Rate</b>															
	2-Wire Voice Grade Loop (SL 1) - Zone 1		1	UEP91	UECS1	12.48									
	2-Wire Voice Grade Loop (SL 1) - Zone 2		2	UEP91	UECS1	16.31									
	2-Wire Voice Grade Loop (SL 1) - Zone 3		3	UEP91	UECS1	21.32									
	2-Wire Voice Grade Loop (SL 2) - Zone 1		1	UEP91	UECS2	16.56									
	2-Wire Voice Grade Loop (SL 2) - Zone 2		2	UEP91	UECS2	21.63									
	2-Wire Voice Grade Loop (SL 2) - Zone 3		3	UEP91	UECS2	28.28									
<b>UNE Ports</b>															
<b>All States (Except North Carolina and Sout Carolina)</b>															
	2-Wire Voice Grade Port (Centrex ) Basic Local Area			UEP91	UEPYA	14.00	90.00	45.00	20.00	10.00	30.89	7.03			
	2-Wire Voice Grade Port (Centrex 800 termination)Basic Local Area			UEP91	UEPYB	14.00	90.00	45.00	20.00	10.00	30.89	7.03			
	2-Wire Voice Grade Port (Centrex with Caller ID)1Basic Local Area			UEP91	UEPYH	14.00	90.00	45.00	20.00	10.00	30.89	7.03			
	2-Wire Voice Grade Port (Centrex from diff Serving Wire Center)2 Basic Local Area			UEP91	UEPYM	14.00	90.00	45.00	20.00	10.00	30.89	7.03			

UNBUNDLED NETWORK ELEMENTS - Tennessee										Attachment: 2		Exhibit: B						
CATEGORY	RATE ELEMENTS	Interim	Zone	BCS	USOC	RATES (\$)				Svc Order Submitted Elec per LSR	Svc Order Submitted Manually per LSR	Incremental Charge - Manual Svc Order vs. Electronic-1st	Incremental Charge - Manual Svc Order vs. Electronic-Add'l	Incremental Charge - Manual Svc Order vs. Electronic-Disc 1st	Incremental Charge - Manual Svc Order vs. Electronic-Disc Add'l			
						Rec	Nonrecurring First	Add'l	Nonrecurring First							Disconnect Add'l	OSS Rates (\$)	
													SOMEc	SOMAN	SOMAN	SOMAN	SOMAN	SOMAN
	2-Wire Voice Grade Port, Diff Serving Wire Center - 800 Service Term - Basic Local Area			UEP91	UEPYZ	14.00	90.00	45.00	20.00	10.00			30.89	7.03				
	2-Wire Voice Grade Port terminated in on Megalink or equivalent - Basic Local Area			UEP91	UEPY9	14.00	90.00	45.00	20.00	10.00			30.89	7.03				
	2-Wire Voice Grade Port Terminated on 800 Service Term - Basic Local Area			UEP91	UEPY2	14.00	90.00	45.00	20.00	10.00			30.89	7.03				
<b>AL, KY, LA, MS, &amp; TN Only</b>																		
	2-Wire Voice Grade Port (Centrex )			UEP91	UEPQA	14.00	90.00	45.00	20.00	10.00			30.89	7.03				
	2-Wire Voice Grade Port (Centrex 800 termination)			UEP91	UEPQB	14.00	90.00	45.00	20.00	10.00			30.89	7.03				
	2-Wire Voice Grade Port (Centrex with Caller ID)1			UEP91	UEPQH	14.00	90.00	45.00	20.00	10.00			30.89	7.03				
	2-Wire Voice Grade Port (Centrex from diff Serving Wire Center)2			UEP91	UEPQM	14.00	90.00	45.00	20.00	10.00			30.89	7.03				
	2-Wire Voice Grade Port, Diff Serving Wire Center - 800 Service Term			UEP91	UEPQZ	14.00	90.00	45.00	20.00	10.00			30.89	7.03				
	2-Wire Voice Grade Port terminated in on Megalink or equivalent			UEP91	UEPQ9	14.00	90.00	45.00	20.00	10.00			30.89	7.03				
	2-Wire Voice Grade Port Terminated on 800 Service Term			UEP91	UEPQ2	14.00	90.00	45.00	20.00	10.00			30.89	7.03				
<b>Local Switching</b>																		
	Centrex Intercom Funtionality, per port			UEP91	URECS	0.6381												
<b>Local Number Portability</b>																		
	Local Number Portability (1 per port)			UEP91	LNPC	0.35												
<b>Features</b>																		
	All Standard Features Offered, per port			UEP91	UEPVF	0.00							30.89	7.03				
	All Select Features Offered, per port			UEP91	UEPVS	0.00	433.78						30.89	7.03				
	All Centrex Control Features Offered, per port			UEP91	UEPVC	0.00							30.89	7.03				
<b>NARS</b>																		
	Unbundled Network Access Register - Combination			UEP91	UARCX	0.00	0.00	0.00					30.89	7.03				
	Unbundled Network Access Register - Indial			UEP91	UAR1X	0.00	0.00	0.00					30.89	7.03				
	Unbundled Network Access Register - Outdial			UEP91	UAROx	0.00	0.00	0.00					30.89	7.03				
<b>Miscellaneous Terminations</b>																		
<b>2-Wire Trunk Side</b>																		
	Trunk Side Terminations, each			UEP91	CENA6	8.78	90.00	45.00	20.00	10.00			30.89	7.03				
<b>Interoffice Channel Mileage - 2-Wire</b>																		
	Interoffice Channel Facilities Termination - Voice Grade			UEP91	M1GBC	18.58	90.00	45.00	20.00	10.00			30.89	7.03				
	Interoffice Channel mileage, per mile or fraction of mile			UEP91	M1GBM	0.0174												
<b>Feature Activations (DS0) Centrex Loops on Channelized DS1 Service</b>																		
<b>D4 Channel Bank Feature Activations</b>																		
	Feature Activation on D-4 Channel Bank Centrex Loop Slot			UEP91	1PQWS	0.66												
	Feature Activation on D-4 Channel Bank FX line Side Loop Slot			UEP91	1PQW6	0.66												
	Feature Activation on D-4 Channel Bank FX Trunk Side Loop Slot			UEP91	1PQW7	0.66												
	Feature Activation on D-4 Channel Bank Centrex Loop Slot - Different Wire Center			UEP91	1PQWP	0.66												
	Feature Activation on D-4 Channel Bank Private Line Loop Slot			UEP91	1PQWV	0.66												
	Feature Activation on D-4 Channel Bank Tjje Line/Trunk Loop Slot			UEP91	1PQWQ	0.66												
	Feature Activation on D-4 Channel Bank WATS Loop Slot			UEP91	1PQWA	0.66												
<b>Non-Recurring Charges (NRC) Associated with UNE-P Centrex</b>																		
	Conversion - Currently Combined Switch-As-Is with allowed changes, per port			UEP91	USAC2		1.03	0.29					30.89	7.03				
	New Centrex Standard Common Block			UEP91	M1ACS	0.00	658.60						30.89	7.03				
	New Centrex Customized Common Block			UEP91	M1ACC	0.00	658.60						30.89	7.03				
	Secondary Block, per Block			UEP91	M2CC1	0.00	73.55						30.89	7.03				
	NAR Establishment Charge, Per Occasion			UEP91	URECA		68.57						30.89	7.03				
<b>UNE-P CENTREX - 5ESS (Valid in All States)</b>																		
<b>2-Wire VG Loop/2-Wire Voice Grade Port (Centrex) Combo</b>																		
<b>UNE Port/Loop Combination Rates (Non-Design)</b>																		

UNBUNDLED NETWORK ELEMENTS - Tennessee										Attachment: 2		Exhibit: B			
CATEGORY	RATE ELEMENTS	Interim	Zone	BCS	USOC	RATES (\$)				Svc Order Submitted Elec per LSR	Svc Order Submitted Manually per LSR	Incremental Charge - Manual Svc Order vs. Electronic-1st	Incremental Charge - Manual Svc Order vs. Electronic-Add'l	Incremental Charge - Manual Svc Order vs. Electronic-Disc 1st	Incremental Charge - Manual Svc Order vs. Electronic-Disc Add'l
						Rec	Nonrecurring First	Add'l	Nonrecurring Disconnect First						
	2-Wire VG Loop/2-Wire Voice Grade Port (Centrex) Port Combo - Non-Design		1	UEP95		26.48									
	2-Wire VG Loop/2-Wire Voice Grade Port (Centrex)Port Combo - Non-Design		2	UEP95		30.31									
	2-Wire VG Loop/2-Wire Voice Grade Port (Centrex)Port Combo - Non-Design		3	UEP95		35.32									
<b>UNE Port/Loop Combination Rates (Design)</b>															
	2-Wire VG Loop/2-Wire Voice Grade Port (Centrex) Port Combo - Design		1	UEP95		30.56									
	2-Wire VG Loop/2-Wire Voice Grade Port (Centrex)Port Combo - Design		2	UEP95		35.63									
	2-Wire VG Loop/2-Wire Voice Grade Port (Centrex)Port Combo - Design		3	UEP95		42.28									
<b>UNE Loop Rate</b>															
	2-Wire Voice Grade Loop (SL 1) - Zone 1		1	UEP95	UECS1	12.48									
	2-Wire Voice Grade Loop (SL 1) - Zone 2		2	UEP95	UECS1	16.31									
	2-Wire Voice Grade Loop (SL 1) - Zone 3		3	UEP95	UECS1	21.32									
	2-Wire Voice Grade Loop (SL 2) - Zone 1		1	UEP95	UECS2	16.56									
	2-Wire Voice Grade Loop (SL 2) - Zone 2		2	UEP95	UECS2	21.63									
	2-Wire Voice Grade Loop (SL 2) - Zone 3		3	UEP95	UECS2	28.28									
<b>UNE Port Rate</b>															
<b>All States</b>															
	2-Wire Voice Grade Port (Centrex ) Basic Local Area			UEP95	UEPYA	14.00	90.00	45.00	20.00	10.00		30.89	7.03		
	2-Wire Voice Grade Port (Centrex 800 termination)			UEP95	UEPYB	14.00	90.00	45.00	20.00	10.00		30.89	7.03		
	2-Wire Voice Grade Port (Centrex with Caller ID)1Basic Local Area			UEP95	UEPYH	14.00	90.00	45.00	20.00	10.00		30.89	7.03		
	2-Wire Voice Grade Port (Centrex from diff Serving Wire Center)2 Basic Local Area			UEP95	UEPYM	14.00	90.00	45.00	20.00	10.00		30.89	7.03		
	2-Wire Voice Grade Port, Diff Serving Wire Center - 800 Service Term - Basic Local Area			UEP95	UEPYZ	14.00	90.00	45.00	20.00	10.00		30.89	7.03		
	2-Wire Voice Grade Port terminated in on Megalink or equivalent - Basic Local Area			UEP95	UEPY9	14.00	90.00	45.00	20.00	10.00		30.89	7.03		
	2-Wire Voice Grade Port Terminated on 800 Service Term - Basic Local Area			UEP95	UEPY2	14.00	90.00	45.00	20.00	10.00		30.89	7.03		
<b>AL, KY, LA, MS, SC, &amp; TN Only</b>															
	2-Wire Voice Grade Port (Centrex )			UEP95	UEPQA	14.00	90.00	45.00	20.00	10.00		30.89	7.03		
	2-Wire Voice Grade Port (Centrex 800 termination)			UEP95	UEPQB	14.00	90.00	45.00	20.00	10.00		30.89	7.03		
	2-Wire Voice Grade Port (Centrex with Caller ID)1			UEP95	UEPQH	14.00	90.00	45.00	20.00	10.00		30.89	7.03		
	2-Wire Voice Grade Port (Centrex from diff Serving Wire Center)2			UEP95	UEPQM	14.00	90.00	45.00	20.00	10.00		30.89	7.03		
	2-Wire Voice Grade Port, Diff Serving Wire Center - 800 Service Term			UEP95	UEPQZ	14.00	90.00	45.00	20.00	10.00		30.89	7.03		
	2-Wire Voice Grade Port terminated in on Megalink or equivalent			UEP95	UEPQ9	14.00	90.00	45.00	20.00	10.00		30.89	7.03		
	2-Wire Voice Grade Port Terminated on 800 Service Term			UEP95	UEPQ2	14.00	90.00	45.00	20.00	10.00		30.89	7.03		
<b>FL &amp; GA Only</b>															
<b>Local Switching</b>															
	Centrex Intercom Funtionality, per port			UEP95	URECS	0.6381									
<b>Local Number Portability</b>															
	Local Number Portability (1 per port)			UEP95	LNPC	0.35									
<b>Features</b>															
	All Standard Features Offered, per port			UEP95	UEPVF	0.00						30.89	7.03		
	All Select Features Offered, per port			UEP95	UEPVS	0.00	433.78					30.89	7.03		
	All Centrex Control Features Offered, per port			UEP95	UEPVC	0.00						30.89	7.03		
<b>NARS</b>															
	Unbundled Network Access Register - Combination			UEP95	UARCX	0.00	0.00	0.00				30.89	7.03		
	Unbundled Network Access Register - Indial			UEP95	UARIX	0.00	0.00	0.00				30.89	7.03		
	Unbundled Network Access Register - Outdial			UEP95	UARO	0.00	0.00	0.00				30.89	7.03		
<b>Miscellaneous Terminations</b>															



UNBUNDLED NETWORK ELEMENTS - Tennessee										Attachment: 2		Exhibit: B			
CATEGORY	RATE ELEMENTS	Interim	Zone	BCS	USOC	RATES (\$)				Svc Order Submitted Elec per LSR	Svc Order Submitted Manually per LSR	Incremental Charge - Manual Svc Order vs. Electronic-1st	Incremental Charge - Manual Svc Order vs. Electronic-Add'l	Incremental Charge - Manual Svc Order vs. Electronic-Disc 1st	Incremental Charge - Manual Svc Order vs. Electronic-Disc Add'l
						Rec	Nonrecurring First	Add'l	Nonrecurring First						
	<b>2-Wire Trunk Side</b>														
	Trunk Side Terminations, each			UEP95	CEND6	8.78	47.75	47.01	9.21	8.47			30.89	7.03	
	<b>4-Wire Digital (1.544 Megabits)</b>														
	DS1 Circuit Terminations, each			UEP95	M1HD1	35.55	75.93	38.15					30.89	7.03	
	DS0 Channels Activated, each			UEP95	M1HDO	0.00	108.67						30.89	7.03	
	<b>Interoffice Channel Mileage - 2-Wire</b>														
	Interoffice Channel Facilities Termination			UEP95	MIGBC	18.58	90.00	45.00	20.00	10.00			30.89	7.03	
	Interoffice Channel mileage, per mile or fraction of mile			UEP95	MIGBM	0.0174									
	<b>Feature Activations (DS0) Centrex Loops on Channelized DS1 Service</b>														
	<b>D4 Channel Bank Feature Activations</b>														
	Feature Activation on D-4 Channel Bank Centrex Loop Slot			UEP95	1PQWS	0.66									
	Feature Activation on D-4 Channel Bank FX line Side Loop Slot			UEP95	1PQW6	0.66									
	Feature Activation on D-4 Channel Bank FX Trunk Side Loop Slot			UEP95	1PQW7	0.66									
	Feature Activation on D-4 Channel Bank Centrex Loop Slot - Different Wire Center			UEP95	1PQWP	0.66									
	Feature Activation on D-4 Channel Bank Private Line Loop Slot			UEP95	1PQWV	0.66									
	Feature Activation on D-4 Channel Bank Tjje Line/Trunk Loop Slot			UEP95	1PQWQ	0.66									
	Feature Activation on D-4 Channel Bank WATS Loop Slot			UEP95	1PQWA	0.66									
	<b>Non-Recurring Charges (NRC) Associated with UNE-P Centrex</b>														
	NRC Conversion Currently Combined Switch-As-Is with allowed changes, per port			UEP95	USAC2		1.03	0.29					30.89	7.03	
	New Centrex Standard Common Block			UEP95	M1ACS	0.00	658.60						30.89	7.03	
	New Centrex Customized Common Block			UEP95	M1ACC	0.00	658.60						30.89	7.03	
	NAR Establishment Charge, Per Occasion			UEP95	URECA	0.00	68.57						30.89	7.03	
	<b>UNE-P CENTREX - DMS100 (Valid in All States)</b>														
	<b>2-Wire VG Loop/2-Wire Voice Grade Port (Centrex) Combo</b>														
	<b>UNE Port/Loop Combination Rates (Non-Design)</b>														
	2-Wire VG Loop/2-Wire Voice Grade Port (Centrex) Port Combo - Non-Design		1	UEP9D		26.48									
	2-Wire VG Loop/2-Wire Voice Grade Port (Centrex)Port Combo - Non-Design		2	UEP9D		30.31									
	2-Wire VG Loop/2-Wire Voice Grade Port (Centrex)Port Combo - Non-Design		3	UEP9D		35.32									
	<b>UNE Port/Loop Combination Rates (Design)</b>														
	2-Wire VG Loop/2-Wire Voice Grade Port (Centrex) Port Combo - Design		1	UEP9D		30.56									
	2-Wire VG Loop/2-Wire Voice Grade Port (Centrex)Port Combo - Design		2	UEP9D		35.63									
	2-Wire VG Loop/2-Wire Voice Grade Port (Centrex)Port Combo - Design		3	UEP9D		42.28									
	<b>UNE Loop Rate</b>														
	2-Wire Voice Grade Loop (SL 1) - Zone 1		1	UEP9D	UECS1	12.48									
	2-Wire Voice Grade Loop (SL 1) - Zone 2		2	UEP9D	UECS1	16.31									
	2-Wire Voice Grade Loop (SL 1) - Zone 3		3	UEP9D	UECS1	21.32									
	2-Wire Voice Grade Loop (SL 2) - Zone 1		1	UEP9D	UECS2	16.56									
	2-Wire Voice Grade Loop (SL 2) - Zone 2		2	UEP9D	UECS2	21.63									
	2-Wire Voice Grade Loop (SL 2) - Zone 3		3	UEP9D	UECS2	28.28									
	<b>UNE Port Rate</b>														
	<b>ALL STATES</b>														
	2-Wire Voice Grade Port (Centrex ) Basic Local Area			UEP9D	UEPYA	14.00	90.00	45.00	20.00	10.00			30.89	7.03	
	2-Wire Voice Grade Port (Centrex 800 termination)Basic Local Area			UEP9D	UEPYB	14.00	90.00	45.00	20.00	10.00			30.89	7.03	
	2-Wire Voice Grade Port (Centrex / EBS-PSET)3Basic Local Area			UEP9D	UEPYC	14.00	90.00	45.00	20.00	10.00			30.89	7.03	

UNBUNDLED NETWORK ELEMENTS - Tennessee										Attachment: 2		Exhibit: B						
CATEGORY	RATE ELEMENTS	Interim	Zone	BCS	USOC	RATES (\$)				Svc Order Submitted Elec per LSR	Svc Order Submitted Manually per LSR	Incremental Charge - Manual Svc Order vs. Electronic-1st	Incremental Charge - Manual Svc Order vs. Electronic-Add'l	Incremental Charge - Manual Svc Order vs. Electronic-Disc 1st	Incremental Charge - Manual Svc Order vs. Electronic-Disc Add'l			
						Rec	Nonrecurring First	Add'l	Nonrecurring First							Disconnect Add'l	OSS Rates (\$)	
													SOMEc	SOMAN	SOMAN	SOMAN	SOMAN	SOMAN
	2-Wire Voice Grade Port (Centrex / EBS-M5009)3Basic Local Area			UEP9D	UEPYD	14.00	90.00	45.00	20.00	10.00			30.89	7.03				
	2-Wire Voice Grade Port (Centrex / EBS-M5209)3 Basic Local Area			UEP9D	UEPYE	14.00	90.00	45.00	20.00	10.00			30.89	7.03				
	2-Wire Voice Grade Port (Centrex / EBS-M5112)3 Basic Local Area			UEP9D	UEPYF	14.00	90.00	45.00	20.00	10.00			30.89	7.03				
	2-Wire Voice Grade Port (Centrex / EBS-M5312)3Basic Local Area			UEP9D	UEPYG	14.00	90.00	45.00	20.00	10.00			30.89	7.03				
	2-Wire Voice Grade Port (Centrex / EBS-M5008)3 Basic Local Area			UEP9D	UEPYT	14.00	90.00	45.00	20.00	10.00			30.89	7.03				
	2-Wire Voice Grade Port (Centrex / EBS-M5208)3 Basic Local Area			UEP9D	UEPYU	14.00	90.00	45.00	20.00	10.00			30.89	7.03				
	2-Wire Voice Grade Port (Centrex / EBS-M5216)3 Basic Local Area			UEP9D	UEPYV	14.00	90.00	45.00	20.00	10.00			30.89	7.03				
	2-Wire Voice Grade Port (Centrex / EBS-M5316)3 Basic Local Area			UEP9D	UEPY3	14.00	90.00	45.00	20.00	10.00			30.89	7.03				
	2-Wire Voice Grade Port (Centrex with Caller ID) Basic Local Area			UEP9D	UEPYH	14.00	90.00	45.00	20.00	10.00			30.89	7.03				
	2-Wire Voice Grade Port (Centrex/Caller ID/Msg Wtg Lamp Indication)3 Basic Local Area			UEP9D	UEPYW	14.00	90.00	45.00	20.00	10.00			30.89	7.03				
	2-Wire Voice Grade Port (Centrex/Msg Wtg Lamp Indication)3 Basic Local Area			UEP9D	UEPYJ	14.00	90.00	45.00	20.00	10.00			30.89	7.03				
	2-Wire Voice Grade Port (Centrex from diff Serving Wire Center) 2 Basic Local Area			UEP9D	UEPYM	14.00	90.00	45.00	20.00	10.00			30.89	7.03				
	2-Wire Voice Grade Port (Centrex/differ SWC /EBS-PSET)2, 3 Basic Local Area			UEP9D	UEPYO	14.00	90.00	45.00	20.00	10.00			30.89	7.03				
	2-Wire Voice Grade Port (Centrex/differ SWC /EBS-M5009)2, 3 Basic Local Area			UEP9D	UEPYP	14.00	90.00	45.00	20.00	10.00			30.89	7.03				
	2-Wire Voice Grade Port (Centrex/differ SWC /EBS-5209)2, 3 Basic Local Area			UEP9D	UEPYQ	14.00	90.00	45.00	20.00	10.00			30.89	7.03				
	2-Wire Voice Grade Port (Centrex/differ SWC /EBS-M5112)2, 3 Basic Local Area			UEP9D	UEPYR	14.00	90.00	45.00	20.00	10.00			30.89	7.03				
	2-Wire Voice Grade Port (Centrex/differ SWC /EBS-M5312)2, 3 Basic Local Area			UEP9D	UEPYS	14.00	90.00	45.00	20.00	10.00			30.89	7.03				
	2-Wire Voice Grade Port (Centrex/differ SWC /EBS-M5008)2, 3 Basic Local Area			UEP9D	UEPY4	14.00	90.00	45.00	20.00	10.00			30.89	7.03				
	2-Wire Voice Grade Port (Centrex/differ SWC /EBS-M5208)2, 3 Basic Local Area			UEP9D	UEPY5	14.00	90.00	45.00	20.00	10.00			30.89	7.03				
	2-Wire Voice Grade Port (Centrex/differ SWC /EBS-M5216)2, 3 Basic Local Area			UEP9D	UEPY6	14.00	90.00	45.00	20.00	10.00			30.89	7.03				
	2-Wire Voice Grade Port (Centrex/differ SWC /EBS-M5316)2, 3 Basic Local Area			UEP9D	UEPY7	14.00	90.00	45.00	20.00	10.00			30.89	7.03				
	2-Wire Voice Grade Port, Diff Serving Wire Center - 800 Service Term			UEP9D	UEPYZ	14.00	90.00	45.00	20.00	10.00			30.89	7.03				
	2-Wire Voice Grade Port terminated in on Megalink or equivalent Basic Local Area			UEP9D	UEPY9	14.00	90.00	45.00	20.00	10.00			30.89	7.03				
	2-Wire Voice Grade Port Terminated on 800 Service Term Basic Local Area			UEP9D	UEPY2	14.00	90.00	45.00	20.00	10.00			30.89	7.03				
	<b>AL, KY, LA, MS, SC, &amp; TN Only</b>																	
	2-Wire Voice Grade Port (Centrex)			UEP9D	UEPQA	14.00	90.00	45.00	20.00	10.00			30.89	7.03				
	2-Wire Voice Grade Port (Centrex 800 termination)			UEP9D	UEPQB	14.00	90.00	45.00	20.00	10.00			30.89	7.03				
	2-Wire Voice Grade Port (Centrex / EBS-PSET)3			UEP9D	UEPQC	14.00	90.00	45.00	20.00	10.00			30.89	7.03				
	2-Wire Voice Grade Port (Centrex / EBS-M5009)3			UEP9D	UEPQD	14.00	90.00	45.00	20.00	10.00			30.89	7.03				
	2-Wire Voice Grade Port (Centrex / EBS-M5209)3			UEP9D	UEPQE	14.00	90.00	45.00	20.00	10.00			30.89	7.03				
	2-Wire Voice Grade Port (Centrex / EBS-M5112)3			UEP9D	UEPQF	14.00	90.00	45.00	20.00	10.00			30.89	7.03				
	2-Wire Voice Grade Port (Centrex / EBS-M5312)3			UEP9D	UEPQG	14.00	90.00	45.00	20.00	10.00			30.89	7.03				
	2-Wire Voice Grade Port (Centrex / EBS-M5008)3			UEP9D	UEPQT	14.00	90.00	45.00	20.00	10.00			30.89	7.03				
	2-Wire Voice Grade Port (Centrex / EBS-M5208)3			UEP9D	UEPQU	14.00	90.00	45.00	20.00	10.00			30.89	7.03				
	2-Wire Voice Grade Port (Centrex / EBS-M5216)3			UEP9D	UEPQV	14.00	90.00	45.00	20.00	10.00			30.89	7.03				

UNBUNDLED NETWORK ELEMENTS - Tennessee											Attachment: 2		Exhibit: B			
CATEGORY	RATE ELEMENTS	Interim	Zone	BCS	USOC	RATES (\$)					Svc Order Submitted Elec per LSR	Svc Order Submitted Manually per LSR	Incremental Charge - Manual Svc Order vs. Electronic-1st	Incremental Charge - Manual Svc Order vs. Electronic-Add'l	Incremental Charge - Manual Svc Order vs. Electronic-Disc 1st	Incremental Charge - Manual Svc Order vs. Electronic-Disc Add'l
						Rec	Nonrecurring First	Add'l	Nonrecurring First	Disconnect Add'l						
											SOME C	SOMAN	SOMAN	SOMAN	SOMAN	
	2-Wire Voice Grade Port (Centrex / EBS-M5316)3			UEP9D	UEPQ3	14.00	90.00	45.00	20.00	10.00		30.89	7.03			
	2-Wire Voice Grade Port (Centrex with Caller ID)			UEP9D	UEPQH	14.00	90.00	45.00	20.00	10.00		30.89	7.03			
	2-Wire Voice Grade Port (Centrex/Caller ID/Msg Wtg Lamp Indication)3			UEP9D	UEPQW	14.00	90.00	45.00	20.00	10.00		30.89	7.03			
	2-Wire Voice Grade Port (Centrex/Msg Wtg Lamp Indication)3			UEP9D	UEPQJ	14.00	90.00	45.00	20.00	10.00		30.89	7.03			
	2-Wire Voice Grade Port (Centrex from diff Serving Wire Center) 2			UEP9D	UEPQM	14.00	90.00	45.00	20.00	10.00		30.89	7.03			
	2-Wire Voice Grade Port (Centrex/differ SWC /EBS-PSET)2, 3			UEP9D	UEPQO	14.00	90.00	45.00	20.00	10.00		30.89	7.03			
	2-Wire Voice Grade Port (Centrex/differ SWC /EBS-M5009)2, 3			UEP9D	UEPQP	14.00	90.00	45.00	20.00	10.00		30.89	7.03			
	2-Wire Voice Grade Port (Centrex/differ SWC /EBS-5209)2, 3			UEP9D	UEPQQ	14.00	90.00	45.00	20.00	10.00		30.89	7.03			
	2-Wire Voice Grade Port (Centrex/differ SWC /EBS-M5112)2, 3			UEP9D	UEPQR	14.00	90.00	45.00	20.00	10.00		30.89	7.03			
	2-Wire Voice Grade Port (Centrex/differ SWC /EBS-M5312)2, 3			UEP9D	UEPQS	14.00	90.00	45.00	20.00	10.00		30.89	7.03			
	2-Wire Voice Grade Port (Centrex/differ SWC /EBS-M5008)2, 3			UEP9D	UEPQ4	14.00	90.00	45.00	20.00	10.00		30.89	7.03			
	2-Wire Voice Grade Port (Centrex/differ SWC /EBS-M5208)2, 3			UEP9D	UEPQ5	14.00	90.00	45.00	20.00	10.00		30.89	7.03			
	2-Wire Voice Grade Port (Centrex/differ SWC /EBS-M5216)2, 3			UEP9D	UEPQ6	14.00	90.00	45.00	20.00	10.00		30.89	7.03			
	2-Wire Voice Grade Port (Centrex/differ SWC /EBS-M5316)2, 3			UEP9D	UEPQ7	14.00	90.00	45.00	20.00	10.00		30.89	7.03			
	2-Wire Voice Grade Port, Diff Serving Wire Center - 800 Service Term			UEP9D	UEPQZ	14.00	90.00	45.00	20.00	10.00		30.89	7.03			
	2-Wire Voice Grade Port terminated in on Megalink or equivalent			UEP9D	UEPQ9	14.00	90.00	45.00	20.00	10.00		30.89	7.03			
	2-Wire Voice Grade Port Terminated on 800 Service Term			UEP9D	UEPQ2	14.00	90.00	45.00	20.00	10.00		30.89	7.03			
	<b>Local Switching</b>															
	Centrex Intercom Functionality, per port			UEP9D	URECS	0.6381										
	<b>Local Number Portability</b>															
	Local Number Portability (1 per port)			UEP9D	LNPC	0.35										
	<b>Features</b>															
	All Standard Features Offered, per port			UEP9D	UEPVF	0.00						30.89	7.03			
	All Select Features Offered, per port			UEP9D	UEPVS	0.00	433.78					30.89	7.03			
	All Centrex Control Features Offered, per port			UEP9D	UEPVC	0.00						30.89	7.03			
	<b>NARS</b>															
	Unbundled Network Access Register - Combination			UEP9D	UARCX	0.00	0.00	0.00				30.89	7.03			
	Unbundled Network Access Register - Inward			UEP9D	UAR1X	0.00	0.00	0.00				30.89	7.03			
	Unbundled Network Access Register - Outdial			UEP9D	UARO	0.00	0.00	0.00				30.89	7.03			
	<b>Miscellaneous Terminations</b>															
	<b>2-Wire Trunk Side</b>															
	Trunk Side Terminations, each			UEP9D	CEND6	8.78	90.00	45.00	20.00	10.00		30.89	7.03			
	<b>4-Wire Digital (1.544 Megabits)</b>															
	DS1 Circuit Terminations, each			UEP9D	M1HD1	35.55	75.93	38.15				30.89	7.03			
	DS0 Channels Activated per Channel			UEP9D	M1HDO	0.00	108.67					30.89	7.03			
	<b>Interoffice Channel Mileage - 2-Wire</b>															
	Interoffice Channel Facilities Termination			UEP9D	MIGBC	18.58	90.00	45.00	20.00	10.00		30.89	7.03			
	Interoffice Channel mileage, per mile or fraction of mile			UEP9D	MIGBM	0.0174										
	<b>Feature Activations (DS0) Centrex Loops on Channelized DS1 Service</b>															
	<b>D4 Channel Bank Feature Activations</b>															
	Feature Activation on D-4 Channel Bank Centrex Loop Slot			UEP9D	1PQWS	0.66										
	Feature Activation on D-4 Channel Bank FX line Side Loop Slot			UEP9D	1PQW6	0.66										
	Feature Activation on D-4 Channel Bank FX Trunk Side Loop Slot			UEP9D	1PQW7	0.66										
	Feature Activation on D-4 Channel Bank Centrex Loop Slot - Different Wire Center			UEP9D	1PQWP	0.66										

UNBUNDLED NETWORK ELEMENTS - Tennessee										Attachment: 2		Exhibit: B																				
CATEGORY	RATE ELEMENTS	Interim	Zone	BCS	USOC	RATES (\$)	Svc Order Submitted Elec per LSR	Svc Order Submitted Manually per LSR	Incremental Charge - Manual Svc Order vs. Electronic-1st	Incremental Charge - Manual Svc Order vs. Electronic-Add'l	Incremental Charge - Manual Svc Order vs. Electronic-Disc 1st	Incremental Charge - Manual Svc Order vs. Electronic-Disc Add'l																				
													Rec	Nonrecurring First	Add'l	Nonrecurring First	Disconnect Add'l	OSS Rates (\$)														
													SOMEc	SOMAN	SOMAN	SOMAN	SOMAN	SOMAN														
	Feature Activation on D-4 Channel Bank Private Line Loop Slot			UEP9D	1PQWV	0.66																										
	Feature Activation on D-4 Channel Bank Tjje Line/Trunk Loop Slot			UEP9D	1PQWQ	0.66																										
	Feature Activation on D-4 Channel Bank WATS Loop Slot			UEP9D	1PQWA	0.66																										
<b>Non-Recurring Charges (NRC) Associated with UNE-P Centrex</b>																																
	NRC Conversion Currently Combined Switch-As-Is with allowed changes, per port			UEP9D	USAC2		1.03	0.29					30.89	7.03																		
	New Centrex Standard Common Block			UEP9D	M1ACS	0.00	658.60						30.89	7.03																		
	New Centrex Customized Common Block			UEP9D	M1ACC	0.00	658.60						30.89	7.03																		
	NAR Establishment Charge, Per Occasion			UEP9D	URECA		68.57						30.89	7.03																		
<b>UNE-P CENTREX - EWSD (Valid in AL, FL, KY, LA, MS &amp; TN)</b>																																
<b>2-Wire VG Loop/2-Wire Voice Grade Port (Centrex) Combo</b>																																
<b>UNE Port/Loop Combination Rates (Non-Design)</b>																																
	2-Wire VG Loop/2-Wire Voice Grade Port (Centrex) Port Combo - Non-Design		1	UEP9E		26.48																										
	2-Wire VG Loop/2-Wire Voice Grade Port (Centrex)Port Combo - Non-Design		2	UEP9E		30.31																										
	2-Wire VG Loop/2-Wire Voice Grade Port (Centrex)Port Combo - Non-Design		3	UEP9E		35.32																										
<b>UNE Port/Loop Combination Rates (Design)</b>																																
	2-Wire VG Loop/2-Wire Voice Grade Port (Centrex) Port Combo - Design		1	UEP9E		30.56																										
	2-Wire VG Loop/2-Wire Voice Grade Port (Centrex)Port Combo - Design		2	UEP9E		35.63																										
	2-Wire VG Loop/2-Wire Voice Grade Port (Centrex)Port Combo - Design		3	UEP9E		42.28																										
<b>UNE Loop Rate</b>																																
	2-Wire Voice Grade Loop (SL 1) - Zone 1		1	UEP9E	UECS1	12.48																										
	2-Wire Voice Grade Loop (SL 1) - Zone 2		2	UEP9E	UECS1	16.31																										
	2-Wire Voice Grade Loop (SL 1) - Zone 3		3	UEP9E	UECS1	21.32																										
	2-Wire Voice Grade Loop (SL 2) - Zone 1		1	UEP9E	UECS2	16.56																										
	2-Wire Voice Grade Loop (SL 2) - Zone 2		2	UEP9E	UECS2	21.63																										
	2-Wire Voice Grade Loop (SL 2) - Zone 3		3	UEP9E	UECS2	28.28																										
<b>UNE Port Rate</b>																																
<b>AL, FL, KY, LA, MS, &amp; TN only</b>																																
	2-Wire Voice Grade Port (Centrex ) Basic Local Area			UEP9E	UEPYA	14.00	90.00	45.00	20.00	10.00			30.89	7.03																		
	2-Wire Voice Grade Port (Centrex 800 termination)Basic Local Area			UEP9E	UEPYB	14.00	90.00	45.00	20.00	10.00			30.89	7.03																		
	2-Wire Voice Grade Port (Centrex with Caller ID)1Basic Local Area			UEP9E	UEPYH	14.00	90.00	45.00	20.00	10.00			30.89	7.03																		
	2-Wire Voice Grade Port (Centrex from diff Serving Wire Center)2 Basic Local Area			UEP9E	UEPYM	14.00	90.00	45.00	20.00	10.00			30.89	7.03																		
	2-Wire Voice Grade Port, Diff Serving Wire Center - 800 Service Term - Basic Local Area			UEP9E	UEPYZ	14.00	90.00	45.00	20.00	10.00			30.89	7.03																		
	2-Wire Voice Grade Port terminated in on Megalink or equivalent - Basic Local Area			UEP9E	UEPY9	14.00	90.00	45.00	20.00	10.00			30.89	7.03																		
	2-Wire Voice Grade Port Terminated on 800 Service Term - Basic Local Area			UEP9E	UEPY2	14.00	90.00	45.00	20.00	10.00			30.89	7.03																		
<b>AL, KY, LA, MS, &amp; TN Only</b>																																
	2-Wire Voice Grade Port (Centrex )			UEP9E	UEPQA	14.00	90.00	45.00	20.00	10.00			30.89	7.03																		
	2-Wire Voice Grade Port (Centrex 800 termination)			UEP9E	UEPQB	14.00	90.00	45.00	20.00	10.00			30.89	7.03																		
	2-Wire Voice Grade Port (Centrex with Caller ID)1			UEP9E	UEPQH	14.00	90.00	45.00	20.00	10.00			30.89	7.03																		
	2-Wire Voice Grade Port (Centrex from diff Serving Wire Center)2			UEP9E	UEPQM	14.00	90.00	45.00	20.00	10.00			30.89	7.03																		
	2-Wire Voice Grade Port, Diff Serving Wire Center - 800 Service Term			UEP9E	UEPQZ	14.00	90.00	45.00	20.00	10.00			30.89	7.03																		
	2-Wire Voice Grade Port terminated in on Megalink or equivalent			UEP9E	UEPQ9	14.00	90.00	45.00	20.00	10.00			30.89	7.03																		

UNBUNDLED NETWORK ELEMENTS - Tennessee											Attachment: 2		Exhibit: B		
CATEGORY	RATE ELEMENTS	Interim	Zone	BCS	USOC	RATES (\$)				Svc Order Submitted Elec per LSR	Svc Order Submitted Manually per LSR	Incremental Charge - Manual Svc Order vs. Electronic-1st	Incremental Charge - Manual Svc Order vs. Electronic-Add'l	Incremental Charge - Manual Svc Order vs. Electronic-Disc 1st	Incremental Charge - Manual Svc Order vs. Electronic-Disc Add'l
						Rec	Nonrecurring First	Add'l	Nonrecurring First						
											SOMEc	SOMAN	SOMAN	SOMAN	SOMAN
	2-Wire Voice Grade Port Terminated on 800 Service Term			UEP9E	UEPQ2	14.00	90.00	45.00	20.00	10.00		30.89	7.03		
<b>Local Switching</b>															
	Centrex Intercom Functionality, per port			UEP9E	URECS	0.6381									
<b>Local Number Portability</b>															
	Local Number Portability (1 per port)			UEP9E	LNPC	0.35									
<b>Features</b>															
	All Standard Features Offered, per port			UEP9E	UEPVF	0.00					30.89	7.03			
	All Select Features Offered, per port			UEP9E	UEPVS	0.00	433.78				30.89	7.03			
	All Centrex Control Features Offered, per port			UEP9E	UEPVC	0.00					30.89	7.03			
<b>NARS</b>															
	Unbundled Network Access Register - Combination			UEP9E	UARCX	0.00	0.00	0.00			30.89	7.03			
	Unbundled Network Access Register - Indial			UEP9E	UARIX	0.00	0.00	0.00			30.89	7.03			
	Unbundled Network Access Register - Outdial			UEP9E	UARO	0.00	0.00	0.00			30.89	7.03			
<b>Miscellaneous Terminations</b>															
<b>2-Wire Trunk Side</b>															
	Trunk Side Terminations, each			UEP9E	CEND6	8.78	90.00	45.00	20.00	10.00	30.89	7.03			
<b>4-Wire Digital (1.544 Megabits)</b>															
	DS1 Circuit Terminations, each			UEP9E	M1HD1	35.55	75.93	38.15			30.89	7.03			
	DS0 Channel Activated Per Channel			UEP9E	M1HDO	0.00	108.67				30.89	7.03			
<b>Interoffice Channel Mileage - 2-Wire</b>															
	Interoffice Channel Facilities Termination			UEP9E	MIGBC	18.58	90.00	45.00	20.00	10.00	30.89	7.03			
	Interoffice Channel mileage, per mile or fraction of mile			UEP9E	MIGBM	0.0174									
<b>Feature Activations (DS0) Centrex Loops on Channelized DS1 Service</b>															
<b>D4 Channel Bank Feature Activations</b>															
	Feature Activation on D-4 Channel Bank Centrex Loop Slot			UEP9E	1PQWS	0.66									
	Feature Activation on D-4 Channel Bank FX line Side Loop Slot			UEP9E	1PQW6	0.66									
	Feature Activation on D-4 Channel Bank FX Trunk Side Loop Slot			UEP9E	1PQW7	0.66									
	Feature Activation on D-4 Channel Bank Centrex Loop Slot - Different Wire Center			UEP9E	1PQWP	0.66									
	Feature Activation on D-4 Channel Bank Private Line Loop Slot			UEP9E	1PQWV	0.66									
	Feature Activation on D-4 Channel Bank Tjje Line/Trunk Loop Slot			UEP9E	1PQWQ	0.66									
	Feature Activation on D-4 Channel Bank WATS Loop Slot			UEP9E	1PQWA	0.66									
<b>Non-Recurring Charges (NRC) Associated with UNE-P Centrex</b>															
	NRC Conversion Currently Combined Switch-As-Is with allowed changes, per port			UEP9E	USAC2		1.03	0.29			30.89	7.03			
	New Centrex Standard Common Block			UEP9E	M1ACS	0.00	658.60				30.89	7.03			
	New Centrex Customized Common Block			UEP9E	M1ACC	0.00	658.60				30.89	7.03			
	NAR Establishment Charge, Per Occasion			UEP9E	URECA	0.00	68.57				30.89	7.03			
<b>UNE-P CENTREX - DCO - Valid in AL, KY, LA, MS, &amp; TN</b>															
<b>2-Wire VG Loop/2-Wire Voice Grade Port (Centrex) Combo</b>															
<b>UNE Port/Loop Combination Rates (Non-Design)</b>															
	2-Wire VG Loop/2-Wire Voice Grade Port (Centrex) Port Combo - Non-Design	1		UEP93		26.48									
	2-Wire VG Loop/2-Wire Voice Grade Port (Centrex)Port Combo - Non-Design	2		UEP93		30.31									
	2-Wire VG Loop/2-Wire Voice Grade Port (Centrex)Port Combo - Non-Design	3		UEP93		35.32									
<b>UNE Port/Loop Combination Rates (Design)</b>															
	2-Wire VG Loop/2-Wire Voice Grade Port (Centrex) Port Combo - Design	1		UEP93		30.56									
	2-Wire VG Loop/2-Wire Voice Grade Port (Centrex)Port Combo - Design	2		UEP93		35.63									
	2-Wire VG Loop/2-Wire Voice Grade Port (Centrex)Port Combo - Design	3		UEP93		42.28									
<b>UNE Loop Rate</b>															

UNBUNDLED NETWORK ELEMENTS - Tennessee										Attachment: 2		Exhibit: B						
CATEGORY	RATE ELEMENTS	Interim	Zone	BCS	USOC	RATES (\$)				Svc Order Submitted Elec per LSR	Svc Order Submitted Manually per LSR	Incremental Charge - Manual Svc Order vs. Electronic-1st	Incremental Charge - Manual Svc Order vs. Electronic-Add'l	Incremental Charge - Manual Svc Order vs. Electronic-Disc 1st	Incremental Charge - Manual Svc Order vs. Electronic-Disc Add'l			
						Rec	Nonrecurring First	Add'l	Nonrecurring First							Disconnect Add'l	OSS Rates (\$)	
													SOMEc	SOMAN	SOMAN	SOMAN	SOMAN	SOMAN
	2-Wire Voice Grade Loop (SL 1) - Zone 1		1	UEP93	UECS1	12.48												
	2-Wire Voice Grade Loop (SL 1) - Zone 2		2	UEP93	UECS1	16.31												
	2-Wire Voice Grade Loop (SL 1) - Zone 3		3	UEP93	UECS1	21.32												
	2-Wire Voice Grade Loop (SL 2) - Zone 1		1	UEP93	UECS2	16.56												
	2-Wire Voice Grade Loop (SL 2) - Zone 2		2	UEP93	UECS2	21.63												
	2-Wire Voice Grade Loop (SL 2) - Zone 3		3	UEP93	UECS2	28.28												
	<b>UNE Port Rate</b>																	
	<b>AL, KY, LA, MS, &amp; TN only</b>																	
	2-Wire Voice Grade Port (Centrex ) Basic Local Area			UEP93	UEPYA	14.00	90.00	45.00	20.00	10.00			30.89	7.03				
	2-Wire Voice Grade Port (Centrex 800 termination)Basic Local Area			UEP93	UEPYB	14.00	90.00	45.00	20.00	10.00			30.89	7.03				
	2-Wire Voice Grade Port (Centrex with Caller ID)1Basic Local Area			UEP93	UEPYH	14.00	90.00	45.00	20.00	10.00			30.89	7.03				
	2-Wire Voice Grade Port (Centrex from diff Serving Wire Center)2 Basic Local Area			UEP93	UEPYM	14.00	90.00	45.00	20.00	10.00			30.89	7.03				
	2-Wire Voice Grade Port, Diff Serving Wire Center - 800 Service Term - Basic Local Area			UEP93	UEPYZ	14.00	90.00	45.00	20.00	10.00			30.89	7.03				
	2-Wire Voice Grade Port terminated in on Megalink or equivalent - Basic Local Area			UEP93	UEPY9	14.00	90.00	45.00	20.00	10.00			30.89	7.03				
	2-Wire Voice Grade Port Terminated on 800 Service Term - Basic Local Area			UEP93	UEPY2	14.00	90.00	45.00	20.00	10.00			30.89	7.03				
	2-Wire Voice Grade Port (Centrex )			UEP93	UEPQA	14.00	90.00	45.00	20.00	10.00			30.89	7.03				
	2-Wire Voice Grade Port (Centrex 800 termination)			UEP93	UEPQB	14.00	90.00	45.00	20.00	10.00			30.89	7.03				
	2-Wire Voice Grade Port (Centrex with Caller ID)1			UEP93	UEPQH	14.00	90.00	45.00	20.00	10.00			30.89	7.03				
	2-Wire Voice Grade Port (Centrex from diff Serving Wire Center)2			UEP93	UEPQM	14.00	90.00	45.00	20.00	10.00			30.89	7.03				
	2-Wire Voice Grade Port, Diff Serving Wire Center - 800 Service Term			UEP93	UEPQZ	14.00	90.00	45.00	20.00	10.00			30.89	7.03				
	2-Wire Voice Grade Port terminated in on Megalink or equivalent			UEP93	UEPQ9	14.00	90.00	45.00	20.00	10.00			30.89	7.03				
	2-Wire Voice Grade Port Terminated on 800 Service Term			UEP93	UEPQ2	14.00	90.00	45.00	20.00	10.00			30.89	7.03				
	<b>Local Switching</b>																	
	Centrex Intercom Funtionality, per port			UEP93	URECS	0.6381												
	<b>Local Number Portability</b>																	
	Local Number Portability (1 per port)			UEP93	LNCCC	0.35												
	<b>Features</b>																	
	All Standard Features Offered, per port			UEP93	UEPVF	0.00												
	All Centrex Control Features Offered, per port			UEP93	UEPVC	0.00												
	<b>NARS</b>																	
	Unbundled Network Access Register - Combination			UEP93	UARCX	0.00	0.00	0.00					30.89	7.03				
	Unbundled Network Access Register - Indial			UEP93	UAR1X	0.00	0.00	0.00					30.89	7.03				
	Unbundled Network Access Register - Outdial			UEP93	UAROx	0.00	0.00	0.00					30.89	7.03				
	<b>Miscellaneous Terminations</b>																	
	<b>2-Wire Trunk Side</b>																	
	Trunk Side Terminations, each			UEP93	CEND6	8.78	90.00	45.00	20.00	10.00			30.89	7.03				
	<b>4-Wire Digital (1.544 Megabits)</b>																	
	DS1 Circuit Terminations, each			UEP93	M1HD1	35.55	75.93	38.15					30.89	7.03				
	DS0 Channels Activated, Per Channel			UEP93	M1HDO	0.00	108.67						30.89	7.03				
	<b>Interoffice Channel Mileage - 2-Wire</b>																	
	Interoffice Channel Facilities Termination			UEP93	MIGBC	18.58	90.00	45.00	20.00	10.00			30.89	7.03				
	Interoffice Channel mileage, per mile or fraction of mile			UEP93	MIGBM	0.0174												
	<b>Feature Activations (DS0) Centrex Loops on Channelized DS1 Service</b>																	
	<b>D4 Channel Bank Feature Activations</b>																	
	Feature Activation on D-4 Channel Bank Centrex Loop Slot			UEP93	1PQWS	0.66												
	Feature Activation on D-4 Channel Bank FX Line Side Loop Slot			UEP93	1PQW6	0.66												
	Feature Activation on D-4 Channel Bank FX Trunk Side Loop Slot			UEP93	1PQW7	0.66												

UNBUNDLED NETWORK ELEMENTS - Tennessee										Attachment: 2		Exhibit: B			
CATEGORY	RATE ELEMENTS	Interim	Zone	BCS	USOC	RATES (\$)				Svc Order Submitted Elec per LSR	Svc Order Submitted Manually per LSR	Incremental Charge - Manual Svc Order vs. Electronic-1st	Incremental Charge - Manual Svc Order vs. Electronic-Add'l	Incremental Charge - Manual Svc Order vs. Electronic-Disc 1st	Incremental Charge - Manual Svc Order vs. Electronic-Disc Add'l
						Rec	Nonrecurring First	Add'l	Nonrecurring Disconnect First						
	Feature Activation on D-4 Channel Bank Centrex Loop Slot - Different Wire Center			UEP93	1PQWP	0.66									
	Feature Activation on D-4 Channel Bank Private Line Loop Slot			UEP93	1PQWV	0.66									
	Feature Activation on D-4 Channel Bank Tie Line/Trunk Loop Slot			UEP93	1PQWQ	0.66									
	Feature Activation on D-4 Channel Bank WATS Loop Slot			UEP93	1PQWA	0.66									
	<b>Non-Recurring Charges (NRC) Associated with UNE-P Centrex</b>														
	NRC Conversion Currently Combined Switch-As-Is with allowed changes, per port			UEP93	USAC2		1.03	0.29				30.89	7.03		
	New Centrex Standard Common Block			UEP93	M1ACS	0.00	658.60					30.89	7.03		
	New Centrex Customized Common Block			UEP93	M1ACC	0.00	658.60					30.89	7.03		
	NAR Establishment Charge, Per Occasion			UEP93	URECA		68.57					30.89	7.03		
	<b>Note 1 - Required Port for Centrex Control in 1AESS, 5ESS &amp; EWSD</b>														
	<b>Note 2 - Requires Interoffice Channel Mileage</b>														
	<b>Note 3 - Requires Specific Customer Premises Equipment</b>														
	<b>Note: Rates displaying an "R" in Interim column are interim and subject to rate true-up as set forth in General Terms and Conditions.</b>														

**Attachment 3**  
**Network Interconnection**



## TABLE OF CONTENTS

<b>1. GENERAL.....</b>	<b>3</b>
<b>2. DEFINITIONS: (FOR THE PURPOSE OF THIS ATTACHMENT) .....</b>	<b>3</b>
<b>3. NETWORK INTERCONNECTION.....</b>	<b>4</b>
<b>4. INTERCONNECTION TRUNK GROUP ARCHITECTURES .....</b>	<b>6</b>
<b>5. NETWORK DESIGN AND MANAGEMENT FOR INTERCONNECTION .....</b>	<b>14</b>
<b>6. LOCAL DIALING PARITY.....</b>	<b>17</b>
<b>7. INTERCONNECTION COMPENSATION .....</b>	<b>17</b>
<b>8. FRAME RELAY SERVICE INTERCONNECTION.....</b>	<b>23</b>
<b>9. ORDERING CHARGES .....</b>	<b>26</b>
<b>Rates</b>	<b>Exhibit A</b>
<b>Basic Architecture</b>	<b>Exhibit B</b>
<b>One Way Architecture</b>	<b>Exhibit C</b>
<b>Two Way Architecture</b>	<b>Exhibit D</b>
<b>Supergroup Architecture</b>	<b>Exhibit E</b>

## NETWORK INTERCONNECTION

### 1. GENERAL

- 1.1 The Parties shall provide interconnection with each other's networks for the transmission and routing of telephone exchange service (Local Traffic), ISP-bound Traffic, and exchange access (Switched Access Traffic) on the following terms:

### 2. DEFINITIONS: (FOR THE PURPOSE OF THIS ATTACHMENT)

- 2.1 For purposes of this attachment only, the following terms shall have the definitions set forth below:
- 2.1.1 **Call Termination** has the meaning set forth for "termination" in 47CFR § 51.701(d).
- 2.1.2 **Call Transport** has the meaning set forth for "transport" in 47 CFR § 51.701(c).
- 2.1.3 **Call Transport and Termination** is used collectively to mean the switching and transport functions from the Interconnection Point to the last point of switching.
- 2.1.4 **Common (Shared) Transport** is defined as the transport of the originating Party's traffic by the terminating Party over the terminating Party's common (shared) facilities between (1) the terminating Party's tandem switch and end office switch, (2) between the terminating Party's tandem switches, and/or (3) between the terminating Party's host and remote end office switches. All switches referred herein must be entered into the Local Exchange Routing Guide ("LERG").
- 2.1.5 **Dedicated Interoffice Facility** is defined as a switch transport facility between a Party's Serving Wire Center and the first point of switching within the LATA on the other Party's network.
- 2.1.6 **End Office Switching** is defined as the function that establishes a communications path between the trunk side and line side of the End Office switch.
- 2.1.7 **Fiber Meet** is an interconnection arrangement whereby the Parties physically interconnect their networks via an optical fiber interface at which one Party's facilities, provisioning, and maintenance responsibility begins and the other Party's responsibility ends.
- 2.1.8 **Final Trunk Group** is defined as the trunk group that does not carry overflow traffic.

- 2.1.9 **Interconnection Point (“IP”)** is the physical telecommunications equipment interface that interconnects the networks of BellSouth and South Georgia Pre-Paid.
- 2.1.10 **IntraLATA Toll Traffic** is as defined in Section 7 of this Attachment.
- 2.1.11 **ISP-bound Traffic** is as defined in Section 7 of this Attachment.
- 2.1.12 **Local Channel** is defined as a switched transport facility between a Party’s Interconnection Point and the IP’s Serving Wire Center.
- 2.1.13 **Local Traffic** is as defined in Section 7 of this Attachment.
- 2.1.14 **Reciprocal Trunk Group** is defined as a one-way trunk group carrying BellSouth originated traffic to be terminated by South Georgia Pre-Paid
- 2.1.15 **Serving Wire Center** is defined as the wire center owned by one Party from which the other Party would normally obtain dial tone for its IP.
- 2.1.16 **Tandem Switching** is defined as the function that establishes a communications path between two switching offices through a third switching office through the provision of trunk side to trunk side switching.
- 2.1.17 **Transit Traffic** is traffic originating on South Georgia Pre-Paid’s network that is switched and/or transported by BellSouth and delivered to a third party’s network, or traffic originating on a third party’s network that is switched and/or transported by BellSouth and delivered to South Georgia Pre-Paid’s network.

### 3. NETWORK INTERCONNECTION

- 3.1 This Attachment pertains only to the provision of network interconnection where South Georgia Pre-Paid owns, leases from a third party or otherwise provides its own switch(es).
- 3.2 Network interconnection may be provided by the Parties at any technically feasible point within BellSouth’s network. Requests to BellSouth for interconnection at points other than as set forth in this Attachment may be made through the Bona Fide Request/New Business Request (“BFR/NBR”) process set out in this Agreement.
- 3.2.1 Each Party is responsible for providing, engineering and maintaining the network on its side of the IP. The IP must be located within BellSouth’s serving territory in the LATA in which traffic is originating. The IP determines the point at which the originating Party shall pay the terminating Party for the Call Transport and Termination of Local Traffic, ISP-bound Traffic and IntraLATA Toll Traffic.

- 3.2.2 Pursuant to the provisions of this Attachment, the location of the initial IP in a given LATA shall be established by mutual agreement of the Parties. Subject to the requirements for installing additional IPs, as set forth below, any IPs existing prior to the Effective Date of the Agreement will be accepted as initial IPs and will not require re-grooming. When the Parties mutually agree to utilize two-way interconnection trunk groups for the exchange of Local Traffic, ISP-bound Traffic and IntraLATA Toll Traffic between each other, the Parties shall mutually agree to the location of IP(s). If the Parties are unable to agree to a mutual initial IP, each Party, as originating Party, shall establish a single IP in the LATA for the delivery of its originated Local Traffic, ISP-bound Traffic and IntraLATA Toll Traffic to the other Party for Call Transport and Termination by the terminating Party.
- 3.2.3 When first establishing the interconnection arrangement in each LATA, the location of the IP shall be established by mutual agreement of the Parties. In selecting the IP, both Parties will act in good faith and select the point that is most efficient for both Parties. If the Parties are unable to agree on the location of the IP, each Party will designate IPs for its originated traffic. Additional IP(s) in a LATA may be established by mutual agreement of the Parties. Notwithstanding the foregoing, additional IP(s) in a particular LATA shall be established, at the request of either Party, when the Local Traffic and ISP-bound Traffic exceeds 8.9 million minutes per month for three consecutive months at the proposed location of the additional IP. BellSouth will not request the establishment of an IP where physical or virtual collocation space is not available or where BellSouth fiber connectivity is not available. When the Parties agree to utilize two-way interconnection trunk groups for the exchange of Local Traffic, ISP-bound Traffic and IntraLATA Toll Traffic the Parties must agree to the location of the IP(s).

### 3.3 **Interconnection via Dedicated Facilities**

- 3.3.1 **Local Channel Facilities.** As part of Call Transport and Termination, the originating Party may obtain Local Channel facilities from the terminating Party. The percentage of Local Channel facilities utilized for Local Traffic shall be determined based upon the application of the Percent Local Facility (PLF) Factor on a statewide basis. The charges applied to the percentage of Local Channel facilities used for Local Traffic as determined by the PLF are as set forth in Exhibit A to this Attachment. The remaining percentage of Local Channel facilities shall be billed at BellSouth's applicable access tariff rates.
- 3.3.2 **Dedicated Interoffice Facilities.** As a part of Call Transport and Termination, the originating Party may obtain Dedicated Interoffice Facilities from the terminating Party. The percentage of Dedicated Interoffice Facilities utilized for Local Traffic shall be determined based upon the application of the Percent Local Facility (PLF) Factor on a statewide basis. The charges applied to the percentage of the Dedicated Interoffice Facilities used for Local Traffic as determined by the PLF are as set forth in Exhibit A to this Attachment. The remaining percentage of the

Dedicated Interoffice Facilities shall be billed at BellSouth's applicable access tariff rates.

3.3.3 The facilities purchased pursuant to this Section 3 shall be ordered via the Access Service Request ("ASR") process.

3.4 **Fiber Meet**

3.4.1 Notwithstanding Section 3.2.1, 3.2.2, and 3.2.3 above, if South Georgia Pre-Paid elects to establish interconnection with BellSouth pursuant to a Fiber Meet Local Channel, South Georgia Pre-Paid and BellSouth shall jointly engineer, operate and maintain a Synchronous Optical Network ("SONET") transmission system by which they shall interconnect their transmission and routing of Local Traffic via a Local Channel at either the DS1 or DS3 level. The Parties shall work jointly to determine the specific transmission system. However, South Georgia Pre-Paid's SONET transmission system must be compatible with BellSouth's equipment, and the Data Communications Channel (DCC) must be turned off.

3.4.2 Each Party, at its own expense, shall procure, install and maintain the agreed upon SONET transmission system in its network.

3.4.3 The Parties shall agree to a Fiber Meet point between the BellSouth Serving Wire Center and the South Georgia Pre-Paid Serving Wire Center. The Parties shall deliver their fiber optic facilities to the Fiber Meet point with sufficient spare length to reach the fusion splice point for the Fiber Meet Point. BellSouth shall, at its own expense, provide and maintain the fusion splice point for the Fiber Meet. A building type Common Language Location Identification ("CLLI") code will be established for each Fiber Meet point. All orders for interconnection facilities from the Fiber Meet point shall indicate the Fiber Meet point as the originating point for the facility.

3.4.4 Upon verbal request by South Georgia Pre-Paid, BellSouth shall allow South Georgia Pre-Paid access to the fusion splice point for the Fiber Meet point for maintenance purposes on South Georgia Pre-Paid's side of the Fiber Meet point.

3.4.5 Neither Party shall charge the other for its Local Channel portion of the Fiber Meet facility used exclusively for Local Traffic. All other appropriate charges will apply. South Georgia Pre-Paid shall be billed for a mixed use of the Local Channel using the actual traffic South Georgia Pre-Paid elects to transmit over the facility and the rates from this Agreement and the appropriate tariff(s). Charges for switched and special access services shall be billed in accordance with the applicable access service tariff.

**4. INTERCONNECTION TRUNK GROUP ARCHITECTURES**

- 4.1 BellSouth and South Georgia Pre-Paid shall establish interconnecting trunk groups and trunk group configurations between networks, including the use of one-way or two-way trunks in accordance with the following provisions set forth in this Agreement. For trunking purposes, traffic will be routed based on the digits dialed by the originating end user and in accordance with the LERG.
- 4.2 South Georgia Pre-Paid shall establish an interconnection trunk group(s) to at least one BellSouth access tandem within the LATA for the delivery of South Georgia Pre-Paid's originated Local Traffic, ISP-bound Traffic and IntraLATA Toll Traffic and for the receipt and delivery of Transit Traffic. To the extent South Georgia Pre-Paid desires to deliver Local Traffic, ISP-bound Traffic, IntraLATA Toll Traffic and/or Transit Traffic to BellSouth access tandems within the LATA, other than the tandems(s) to which South Georgia Pre-Paid has established interconnection trunk groups, South Georgia Pre-Paid shall order Multiple Tandem Access, as described in this Attachment, to such other BellSouth access tandems.
- 4.2.1 Notwithstanding the forgoing, South Georgia Pre-Paid shall establish an interconnection trunk group(s) to all BellSouth access and local tandems in the LATA where South Georgia Pre-Paid has homed (i.e. assigned) its NPA/NXXs. South Georgia Pre-Paid shall home its NPA/NXXs on the BellSouth tandems that serve the exchange rate center areas to which the NPA/NXXs are assigned. The specified exchange rate center assigned to each BellSouth tandem is defined in the LERG. South Georgia Pre-Paid shall enter its NPA/NXX access and/or local tandem homing arrangements into the LERG.
- 4.3 Switched access traffic will be delivered to and from Interexchange Carriers (IXCs) based on South Georgia Pre-Paid's NXX access tandem homing arrangement as specified by South Georgia Pre-Paid in the LERG.
- 4.4 Any South Georgia Pre-Paid interconnection request that (1) deviates from the interconnection trunk group architectures as described in this Agreement, (2) affects traffic delivered to South Georgia Pre-Paid from a BellSouth switch, and (3) requires special BellSouth switch translations and other network modifications will require South Georgia Pre-Paid to submit a BFR/NBR via the BFR/NBR Process as set forth in this Agreement.
- 4.5 Recurring and non-recurring rates associated with interconnecting trunk groups between BellSouth and South Georgia Pre-Paid are set forth in Exhibit A. To the extent a rate associated with the interconnecting trunk group is not set forth in Exhibit A, the rate shall be as set forth in the appropriate BellSouth tariff for switched access services.
- 4.6 For two-way trunk groups that carry only both Parties' Local Traffic, the Parties shall be compensated at 50% of the nonrecurring and recurring rates for dedicated

trunks and DS1 facilities. South Georgia Pre-Paid shall be responsible for ordering and paying for any two-way trunks carrying Transit Traffic.

- 4.7 All trunk groups will be provisioned as Signaling System 7 (SS7) capable where technically feasible. If SS7 is not technically feasible multi-frequency (MF) protocol signaling shall be used.
- 4.8 In cases where South Georgia Pre-Paid is also an IXC, the IXC's Feature Group D (FG D) trunk group(s) must remain separate from the local interconnection trunk group(s).
- 4.9 Each Party shall order interconnection trunks and trunk group including trunk and trunk group augmentations via the ASR process. A Firm Order Confirmation (FOC) shall be returned to the ordering Party, after receipt of a valid, error free ASR, within the timeframes set forth in each state's applicable Performance Measures. Notwithstanding the foregoing, blocking situations and projects shall be managed through BellSouth's Carrier Interconnection Switching Center ("CISC") Project Management Group and South Georgia Pre-Paid's equivalent trunking group, and FOCs for such orders shall be returned in the timeframes applicable to the project. A project is defined as (1) a new trunk group or (2) a request for more than 96 trunks on a single or multiple group(s) in a given BellSouth local calling area.

4.10 **Interconnection Trunk Groups for Exchange of Local Traffic and Transit Traffic**

Upon mutual agreement of the Parties in a joint planning meeting, the Parties' shall exchange Local Traffic on two-way interconnection trunk group(s) with the quantity of trunks being mutually determined and the provisioning being jointly coordinated. Furthermore, the Parties shall agree upon the IP(s) for two-way interconnection trunk groups transporting both Parties' Local Traffic, ISP-bound Traffic and IntraLATA Toll Traffic. South Georgia Pre-Paid shall order such two-way trunks via the Access Service Request (ASR) process. BellSouth will use the Trunk Group Service Request (TGSR) to request changes in trunking. Furthermore, the Parties shall jointly review trunk performance and forecasts on a periodic basis. The Parties' use of two-way interconnection trunk groups for the transport of Local Traffic, ISP-bound Traffic and IntraLATA Toll Traffic between the Parties does not preclude either Party from establishing additional one-way interconnection trunks for the delivery of its originated Local Traffic, ISP-bound Traffic and IntraLATA Toll Traffic to the other Party.

4.10.1 **BellSouth Access Tandem Interconnection**

BellSouth access tandem interconnection at a single access tandem provides access to those end offices subtending that access tandem ("Intratandem Access"). Access tandem interconnection is available for any of the following access tandem architectures

#### 4.10.1.1 **Basic Architecture**

In the basic architecture, South Georgia Pre-Paid's originating Local Traffic, ISP-bound Traffic and IntraLATA Toll Traffic and originating and terminating Transit Traffic is transported on a single two-way trunk group between South Georgia Pre-Paid and BellSouth access tandem(s) within a LATA to provide Intratandem Access. This trunk group carries Transit Traffic between South Georgia Pre-Paid and Independent Companies, Interexchange Carriers, other CLECs, CMRS providers that have a Meet Point Billing arrangement with BellSouth, and other network providers with which South Georgia Pre-Paid desires to exchange traffic. This trunk group also carries South Georgia Pre-Paid originated Transit Traffic transiting a single BellSouth access tandem destined to third party tandems such as an Independent Company tandem or other CLEC tandem. BellSouth originated Local Traffic, ISP-bound Traffic and IntraLATA Toll Traffic is transported on a separate single one-way trunk group terminating to South Georgia Pre-Paid. Other trunk groups for operator services, directory assistance, emergency services and intercept must be established pursuant to the applicable BellSouth tariff if service is requested. The LERG contains current routing and tandem serving arrangements. The basic Architecture is illustrated in Exhibit B.

#### 4.10.1.2 **One-Way Trunk Group Architecture**

In one-way trunk group architecture, the Parties interconnect using three separate trunk groups. A one-way trunk group provides Intratandem Access for South Georgia Pre-Paid-originated Local Traffic, ISP-bound Traffic and IntraLATA Toll Traffic destined for BellSouth end-users. A second one-way trunk group carries BellSouth-originated Local Traffic, ISP-bound Traffic and IntraLATA Toll Traffic destined for South Georgia Pre-Paid end-users. A two-way trunk group provides Intratandem Access for South Georgia Pre-Paid's originating and terminating Transit Traffic. This trunk group carries Transit Traffic between South Georgia Pre-Paid and Independent Companies, Interexchange Carriers, other CLECs, CMRS providers that have a Meet Point Billing arrangement with BellSouth, and other network providers with which South Georgia Pre-Paid desires to exchange traffic. This trunk group also carries South Georgia Pre-Paid originated Transit Traffic transiting a single BellSouth access tandem destined to third party tandems such as an Independent Company tandem or other CLEC tandem. BellSouth originated Local Traffic, ISP-bound Traffic and IntraLATA Toll Traffic is transported on a separate single one-way trunk group terminating to South Georgia Pre-Paid. Other trunk groups for operator services, directory assistance, emergency services and intercept must be established pursuant to the applicable BellSouth tariff if service is requested. The LERG contains current routing and tandem serving arrangements. The one-way trunk group architecture is illustrated in Exhibit C.

#### 4.10.1.3 **Two-Way Trunk Group Architecture**

The two-way trunk group Architecture establishes one two-way trunk group to provide Intratandem Access for the exchange of Local Traffic, ISP-bound Traffic



and IntraLATA Toll Traffic between South Georgia Pre-Paid and BellSouth. In addition, a separate two-way transit trunk group must be established for South Georgia Pre-Paid's originating and terminating Transit Traffic. This trunk group carries Transit Traffic between South Georgia Pre-Paid and Independent Companies, Interexchange Carriers, other CLECs, CMRS providers that have a Meet Point Billing arrangement with BellSouth, and other network providers with which South Georgia Pre-Paid desires to exchange traffic. This trunk group also carries South Georgia Pre-Paid originated Transit Traffic transiting a single BellSouth access tandem destined to third party tandems such as an Independent Company tandem or other CLEC tandem. BellSouth originated traffic may, in order to prevent or remedy traffic blocking situations, be transported on a separate single one-way trunk group terminating to South Georgia Pre-Paid. However, where South Georgia Pre-Paid is responsive in a timely manner to BellSouth's transport needs for its originated traffic, BellSouth originating traffic will be placed on the two-way Local Traffic trunk group carrying ISP-bound Traffic and IntraLATA Toll Traffic. Other trunk groups for operator services, directory assistance, emergency services and intercept must be established pursuant to the applicable BellSouth tariff if service is requested. The LERG contains current routing and tandem serving arrangements. The two-way trunk group architecture is illustrated in Exhibit D.

#### 4.10.1.4 **Supergroup Architecture**

In the supergroup architecture, the Parties' Local Traffic, ISP-bound Traffic and IntraLATA Toll Traffic and South Georgia Pre-Paid's Transit Traffic are exchanged on a single two-way trunk group between South Georgia Pre-Paid and BellSouth to provide IntraTandem Access to South Georgia Pre-Paid. This trunk group carries Transit Traffic between South Georgia Pre-Paid and Independent Companies, Interexchange Carriers, other CLECs, CMRS providers that have a Meet Point Billing arrangement with BellSouth, and other network providers with which South Georgia Pre-Paid desires to exchange traffic. This trunk group also carries South Georgia Pre-Paid originated Transit Traffic transiting a single BellSouth access tandem destined to third party tandems such as an Independent Company tandem or other CLEC tandem. BellSouth originated traffic may, in order to prevent or remedy traffic blocking situations, be transported on a separate single one-way trunk group terminating to South Georgia Pre-Paid. However, where South Georgia Pre-Paid is responsive in a timely manner to BellSouth's transport needs for its originated traffic, BellSouth originating traffic will be placed on the Supergroup. Other trunk groups for operator services, directory assistance, emergency services and intercept must be established pursuant to the applicable BellSouth tariff if service is requested. The LERG contains current routing and tandem serving arrangements. The supergroup architecture is illustrated in Exhibit E.

#### 4.10.1.5 **Multiple Tandem Access Interconnection**

- 4.10.1.5.1 Where South Georgia Pre-Paid does not choose access tandem interconnection at every BellSouth access tandem within a LATA, South Georgia Pre-Paid may utilize BellSouth's multiple tandem access interconnection (MTA). To utilize MTA South Georgia Pre-Paid must establish an interconnection trunk group(s) at a BellSouth access tandem through multiple BellSouth access tandems within the LATA as required. BellSouth will route South Georgia Pre-Paid's originated Local Traffic, ISP-bound Traffic and IntraLATA Toll Traffic for LATA wide transport and termination. South Georgia Pre-Paid must also establish an interconnection trunk group(s) at all BellSouth access tandems where South Georgia Pre-Paid NXXs are homed as described in Section 4.2.1 above. If South Georgia Pre-Paid does not have NXXs homed at any particular BellSouth access tandem within a LATA and elects not to establish an interconnection trunk group(s) at such BellSouth access tandem, South Georgia Pre-Paid can order MTA in each BellSouth access tandem within the LATA where it does have an interconnection trunk group(s) and BellSouth will terminate South Georgia Pre-Paid's Local Traffic, ISP-bound Traffic and IntraLATA Toll Traffic to end-users served through those BellSouth access tandems where South Georgia Pre-Paid does not have an interconnection trunk group(s). MTA shall be provisioned in accordance with BellSouth's Ordering Guidelines.
- 4.10.1.5.2 South Georgia Pre-Paid may also utilize MTA to route its originated Transit Traffic; provided, however, that MTA may not be utilized to route switched access traffic that transits the BellSouth network to an Interexchange Carrier (IXC). Switched access traffic originated by or terminated to South Georgia Pre-Paid will be delivered to and from IXCs based on South Georgia Pre-Paid's NXX access tandem homing arrangement as specified by South Georgia Pre-Paid in the LERG.
- 4.10.1.5.3 Compensation for MTA shall be at the applicable tandem switching and transport charges specified in Exhibit A to this Attachment and shall be billed in addition to any Call Transport and Termination charges.
- 4.10.1.5.4 To the extent South Georgia Pre-Paid does not purchase MTA in a LATA served by multiple access tandems, South Georgia Pre-Paid must establish an interconnection trunk group(s) to every access tandem in the LATA to serve the entire LATA. To the extent South Georgia Pre-Paid routes its traffic in such a way that utilizes BellSouth's MTA service without properly ordering MTA, South Georgia Pre-Paid shall pay BellSouth the associated MTA charges.
- 4.10.2 **Local Tandem Interconnection**
- 4.10.2.1 Local Tandem Interconnection arrangement allows South Georgia Pre-Paid to establish an interconnection trunk group(s) at BellSouth local tandems for: (1) the delivery of South Georgia Pre-Paid-originated Local Traffic, ISP-bound Traffic and IntraLATA Toll Traffic transported and terminated by BellSouth to BellSouth end offices served by those BellSouth local tandems, and (2) for local Transit

Traffic transported by BellSouth for third party network providers who have also established an interconnection trunk group(s) at those BellSouth local tandems.

- 4.10.2.2 When a specified local calling area is served by more than one BellSouth local tandem, South Georgia Pre-Paid must designate a “home” local tandem for each of its assigned NPA/NXXs and establish trunk connections to such local tandems. Additionally, South Georgia Pre-Paid may choose to establish an interconnection trunk group(s) at the BellSouth local tandems where it has no codes homing but is not required to do so. South Georgia Pre-Paid may deliver Local Traffic, ISP-bound Traffic and IntraLATA Toll Traffic to a “home” BellSouth local tandem that is destined for other BellSouth or third party network provider end offices subtending other BellSouth local tandems in the same local calling area where South Georgia Pre-Paid does not choose to establish an interconnection trunk group(s). It is South Georgia Pre-Paid’s responsibility to enter its own NPA/NXX local tandem homing arrangements into the LERG either directly or via a vendor in order for other third party network providers to determine appropriate traffic routing to South Georgia Pre-Paid’s codes. Likewise, South Georgia Pre-Paid shall obtain its routing information from the LERG.
- 4.10.2.3 Notwithstanding establishing an interconnection trunk group(s) to BellSouth’s local tandems, South Georgia Pre-Paid must also establish an interconnection trunk group(s) to BellSouth access tandems within the LATA on which South Georgia Pre-Paid has NPA/NXXs homed for the delivery of Interexchange Carrier Switched Access (SWA) and toll traffic, and traffic to Type 2A CMRS connections located at the access tandems. BellSouth shall not switch SWA traffic through more than one BellSouth access tandem. SWA, Type 2A CMRS or toll traffic routed to the local tandem in error will not be backhauled to the BellSouth access tandem for completion. (Type 2A CMRS interconnection is defined in BellSouth’s A35 General Subscriber Services Tariff).
- 4.10.2.4 BellSouth’s provisioning of Local Tandem Interconnection assumes that South Georgia Pre-Paid has executed the necessary local interconnection agreements with the other third party network providers subtending those local tandems as required by the Act.
- 4.10.3 **Direct End Office-to-End Office Interconnection**
- 4.10.3.1 Direct End Office-to-End Office one-way or two-way interconnection trunk groups allow for the delivery of a Party’s originating Local Traffic, ISP-bound Traffic and IntraLATA Toll Traffic to the terminating Party on a direct end office-to-end office basis.
- 4.10.3.2 The Parties shall utilize direct end office-to-end office trunk groups under any one of the following conditions:

- 4.10.3.2.1 Tandem Exhaust - If a tandem through which the Parties are interconnected is unable to, or is forecasted to be unable to support additional traffic loads for any period of time, the Parties will mutually agree on an end office trunking plan that will alleviate the tandem capacity shortage and ensure completion of traffic between South Georgia Pre-Paid and BellSouth.
- 4.10.3.2.2 Traffic Volume –To the extent either Party has the capability to measure the amount of traffic between South Georgia Pre-Paid’s switch and a BellSouth end office and where such traffic exceeds or is forecasted to exceed a single DS1 of traffic per month, then the Parties shall install and retain direct end office trunking sufficient to handle such traffic volumes. Either Party will install additional capacity between such points when overflow traffic exceeds or is forecasted to exceed a single DS1 of traffic per month. In the case of one-way trunking, additional trunking shall only be required by the Party whose trunking has achieved the preceding usage threshold.
- 4.10.3.2.3 Mutual Agreement - The Parties may install direct end office trunking upon mutual agreement in the absence of conditions (1) or (2) above.

#### 4.10.4 **Transit Traffic Trunk Group**

Transit Traffic trunks can either be two-way trunks or two one-way trunks ordered by South Georgia Pre-Paid to deliver and receive Transit Traffic. Establishing Transit Traffic trunks at BellSouth access and local tandems provides intratandem access to the third parties also interconnected at those tandems.

##### 4.10.4.1 **Toll Free Traffic**

- 4.10.4.1.1 If South Georgia Pre-Paid chooses BellSouth to perform the Service Switching Point (“SSP”) Function (i.e., handle Toll Free database queries) from BellSouth’s switches, all South Georgia Pre-Paid originating Toll Free traffic will be routed over the Transit Traffic Trunk Group and shall be delivered using GR-394 format. Carrier Code “0110” and Circuit Code (to be determined for each LATA) shall be used for all such calls.
- 4.10.4.1.2 South Georgia Pre-Paid may choose to perform its own Toll Free database queries from its switch. In such cases, South Georgia Pre-Paid will determine the nature (local/intraLATA/interLATA) of the Toll Free call (local/IntraLATA/InterLATA) based on the response from the database. If the call is a BellSouth local or intraLATA Toll Free call, South Georgia Pre-Paid will route the post-query local or IntraLATA converted ten-digit local number to BellSouth over the local or intraLATA trunk group. If the call is a third party (ICO, IXC, CMRS or other CLEC) local or intraLATA Toll Free call, South Georgia Pre-Paid will route the post-query local or intraLATA converted ten-digit local number to BellSouth over the Transit Traffic Trunk Group and South Georgia Pre-Paid shall provide to BellSouth a Toll Free billing record when appropriate. If the query reveals the call is an interLATA Toll Free call, South Georgia Pre-Paid will route the post-query

interLATA Toll Free call (1) directly from its switch for carriers interconnected with its network or (2) over the Transit Traffic Trunk Group to carriers that are not directly connected to South Georgia Pre-Paid's network but that are connected to BellSouth's access tandem.

- 4.10.5 All post-query Toll Free calls for which South Georgia Pre-Paid performs the SSP function, if delivered to BellSouth, shall be delivered using GR-394 format for calls destined to IXCs, and GR-317 format for calls destined to end offices that directly subtend a BellSouth access tandem within the LATA.

## **5. NETWORK DESIGN AND MANAGEMENT FOR INTERCONNECTION**

- 5.1 Network Management and Changes. The Parties will exchange toll-free maintenance contact numbers and escalation procedures. The Parties will provide public notice of network changes in accordance with applicable federal and state rules and regulations.
- 5.2 Interconnection Technical Standards. The interconnection of all networks will be based upon accepted industry/national guidelines for transmission standards and traffic blocking criteria. Interconnecting facilities shall conform, at a minimum, to the telecommunications industry standard of DS-1 pursuant to Telcordia Standard No. TR-NWT-00499. Where South Georgia Pre-Paid chooses to utilize Signaling System 7 signaling, also known as Common Channel Signaling ("SS7"), SS7 connectivity is required between the South Georgia Pre-Paid switch and the BellSouth Signaling Transfer Point ("STP"). BellSouth will provide SS7 signaling using Common Channel Signaling Access Capability in accordance with the technical specifications set forth in the BellSouth Guidelines to Technical Publication, TR-TSV-000905. Facilities of each Party shall provide the necessary on-hook, off-hook answer and disconnect supervision and shall provide calling number ID (Calling Party Number) when technically feasible.
- 5.3 Quality of Interconnection. The local interconnection for the transmission and routing of telephone exchange service and exchange access that each Party provides to each other will be at least equal in quality to what it provides to itself and any subsidiary or affiliate, where technically feasible, or to any other Party to which each Party provides local interconnection.
- 5.4 Network Management Controls. Both Parties will work cooperatively to apply sound network management principles by invoking appropriate network management controls (e.g., call gapping) to alleviate or prevent network congestion.
- 5.5 SS7 Signaling. Both Parties will utilize LEC-to-LEC SS7 Signaling, where available, in conjunction with all traffic in order to enable full interoperability of CLASS features and functions except for call return. All SS7 signaling parameters will be provided, including but not limited to automatic number identification

(“ANI”), originating line information (“OLI”) calling company category and charge number. All privacy indicators will be honored, and the Parties will exchange Transactional Capabilities Application Part (“TCAP”) messages to facilitate full interoperability of SS7-based features between the respective networks. Neither Party shall alter the SS7 parameters, or be a party to altering such parameters, or knowingly pass SS7 parameters that have been altered in order to circumvent appropriate interconnection charges.

5.6 Signaling Call Information. BellSouth and South Georgia Pre-Paid will send and receive 10 digits for Local Traffic. Additionally, BellSouth and South Georgia Pre-Paid will exchange the proper call information, i.e. originated call company number and destination call company number, CIC, and OZZ, including all proper translations for routing between networks and any information necessary for billing.

## 5.7 **Forecasting for Trunk Provisioning**

5.7.1 Within six (6) months after execution of this Agreement, South Georgia Pre-Paid shall provide an initial interconnection trunk group forecast for each LATA in which it plans to provide service within BellSouth’s region. Upon receipt of South Georgia Pre-Paid’s forecast, the Parties shall conduct a joint planning meeting to develop a joint interconnection trunk group forecast. Each forecast provided under this Section shall be deemed “Confidential Information” under the General Terms and Conditions of this Agreement.

5.7.1.1 At a minimum, the forecast shall include the projected quantity of Transit Trunks, South Georgia Pre-Paid-to-BellSouth one-way trunks (“South Georgia Pre-Paid Trunks”), BellSouth-to-South Georgia Pre-Paid one-way trunks (“Reciprocal Trunk Groups”) and/or two-way interconnection trunks, if the Parties have agreed to interconnect using two-way trunking to transport the Parties’ Local Traffic and IntraLATA Toll Traffic. The quantities shall be projected for a minimum of six months and shall include an estimate of the current year plus the next two years total forecasted quantities. The Parties shall mutually develop Reciprocal Trunk Groups and/or two-way interconnection trunk forecast quantities.

5.7.1.2 All forecasts shall include, at a minimum, Access Carrier Terminal Location (“ACTL”), trunk group type (local/intraLATA toll, Transit, Operator Services, 911, etc.), A location/Z location (CLLI codes for South Georgia Pre-Paid location and BellSouth location where the trunks shall terminate), interface type (e.g., DS1), Direction of Signaling, Trunk Group Number, if known, (commonly referred to as the 2-6 code) and forecasted trunks in service each year (cumulative).

5.7.2 Once initial interconnection trunk forecasts have been developed, South Georgia Pre-Paid shall continue to provide interconnection trunk forecasts on a semiannual basis or at otherwise mutually agreeable intervals. South Georgia Pre-Paid shall

use its best efforts to make the forecasts as accurate as possible based on reasonable engineering criteria. The Parties shall continue to develop Reciprocal Trunk Group and/or two-way interconnection trunk forecasts as described in Section 5.7.1.1.

- 5.7.3 The submitting and development of interconnection trunk forecasts shall not replace the ordering process for local interconnection trunks. Each Party shall exercise its best efforts to provide the quantity of interconnection trunks mutually forecasted. However, the provision of the forecasted quantity of interconnection trunks is subject to trunk terminations and facility capacity existing at the time the trunk order is submitted. Furthermore, the receipt and development of trunk forecasts does not imply any liability for failure to perform if capacity (trunk terminations or facilities) is not available for use at the forecasted time.

## 5.8 **Trunk Utilization**

- 5.8.1 For the Reciprocal Trunk Groups that are Final Trunk Groups (“Reciprocal Final Trunk Groups”), BellSouth and South Georgia Pre-Paid shall monitor traffic on each interconnection Reciprocal Final Trunk Group that is ordered and installed. The Parties agree that the Reciprocal Final Trunk Groups will be utilized at 60 percent (60%) of the time consistent busy hour utilization level within 90 days of installation. The Parties agree that the Reciprocal Final Trunk Groups will be utilized at eighty percent (80%) of the time consistent busy hour utilization level within 180 days of installation. Any Reciprocal Final Trunk Group not meeting the minimum thresholds set forth in this Section are defined as “Under-utilized” trunks. BellSouth may disconnect any Under-utilized Reciprocal Final Trunk Groups and South Georgia Pre-Paid shall refund to BellSouth the associated non-recurring and recurring trunk and facility charges paid by BellSouth, if any.

- 5.8.1.1 BellSouth’s CISC will notify South Georgia Pre-Paid of any under-utilized Reciprocal Trunk Groups and the number of such trunk groups that BellSouth wishes to disconnect. BellSouth will provide supporting information either by email or facsimile to the designated South Georgia Pre-Paid interface. South Georgia Pre-Paid will provide concurrence with the disconnection in seven (7) business days or will provide specific information supporting why the trunks should not be disconnected. Such supporting information should include expected traffic volumes (including traffic volumes generated due to Local Number Portability) and the timeframes within which South Georgia Pre-Paid expects to need such trunks. BellSouth’s CISC Project Manager and Circuit Capacity Manager will discuss the information with South Georgia Pre-Paid to determine if agreement can be reached on the number of Reciprocal Final Trunk Groups to be removed. If no agreement can be reached, BellSouth will issue disconnect orders to South Georgia Pre-Paid. The due date of these orders will be four weeks after South Georgia Pre-Paid was first notified in writing of the underutilization of the trunk groups.

- 5.8.2 To the extent that any interconnection trunk group is utilized at a time-consistent busy hour of eighty percent (80%) or greater, the Parties may review the trunk groups and, if necessary, shall negotiate in good faith for the installation of augmented facilities.
- 5.8.3 For the two-way trunk groups, BellSouth and South Georgia Pre-Paid shall monitor traffic on each interconnection trunk group that is ordered and installed. The Parties agree that within 90 days of the installation of the BellSouth two-way trunk or trunks, the trunks will be utilized at 60 percent (60%) of the time consistent busy hour utilization level. The Parties agree that within 180 days of the installation of a trunk or trunks, the trunks will be utilized at eighty percent (80%) of the time consistent busy hour utilization level. Any trunk or trunks not meeting the minimum thresholds set forth in this Section are defined as "Under-utilized" trunks. BellSouth will request the disconnection of any Under-utilized two-way trunk(s) and South Georgia Pre-Paid shall refund to BellSouth the associated non-recurring and recurring trunk and facility charges paid by BellSouth, if any.
- 5.8.3.1 BellSouth's LISC will notify South Georgia Pre-Paid of any under-utilized two-way trunk groups and the number of trunks that BellSouth wishes to disconnect. BellSouth will provide supporting information either by email or facsimile to the designated South Georgia Pre-Paid interface. South Georgia Pre-Paid will provide concurrence with the disconnection in seven (7) business days or will provide specific information supporting why the two-way trunks should not be disconnected. Such supporting information should include expected traffic volumes (including traffic volumes generated due to Local Number Portability) and the timeframes within which South Georgia Pre-Paid expects to need such trunks. BellSouth's CISC Project Manager and Circuit Capacity Manager will discuss the information with South Georgia Pre-Paid to determine if agreement can be reached on the number of trunks to be removed. If no agreement can be reached, South Georgia Pre-Paid will issue disconnect orders to BellSouth. The due date of these orders will be four weeks after South Georgia Pre-Paid was first notified in writing of the underutilization of the trunk groups.
- 5.8.3.2 To the extent that any interconnection trunk group is utilized at a time-consistent busy hour of eighty percent (80%) or greater, the Parties may review the trunk groups and, if necessary, shall negotiate in good faith for the installation of augmented facilities.

## **6. LOCAL DIALING PARITY**

- 6.1 BellSouth and South Georgia Pre-Paid shall provide local and toll dialing parity, as defined in FCC rules and regulations, with no unreasonable dialing delays. Dialing parity shall be provided for all originating telecommunications services that require dialing to route a call.

## **7. INTERCONNECTION COMPENSATION**



**7.1 Compensation for Call Transportation and Termination for Local Traffic, ISP-bound Traffic and IntraLATA Toll Traffic**

7.1.1 For the purposes of this Attachment and for reciprocal compensation between the Parties pursuant to this Attachment, Local Traffic is defined as any telephone call that originates in one exchange and terminates in either the same exchange, or other local calling area associated with the originating exchange as defined and specified in Section A3 of BellSouth's General Subscriber Service Tariff.

7.1.1.1 Additionally, Local Traffic includes any cross boundary, voice-to-voice intrastate, interLATA or interstate, interLATA calls established as a local call by the ruling regulatory body.

7.1.2 ISP-bound Traffic is defined as calls to an information service provider or Internet service provider ("ISP") that are dialed by using a local dialing pattern (7 or 10 digits) by a calling party in one exchange to an ISP server or modem in either the same exchange or a corresponding Extended Area Service ("EAS") exchange as defined and specified in Section A3 of BellSouth's General Subscriber Service tariff. ISP-bound Traffic is not Local Traffic subject to reciprocal compensation, but instead is information access traffic subject to the FCC's jurisdiction.

7.1.3 Notwithstanding the definitions of Local Traffic and ISP-bound traffic above, and pursuant to the FCC's Order on Remand and Report and Order in CC Docket 99-68 released April 27, 2001 ("ISP Order on Remand"), BellSouth and South Georgia Pre-Paid agree to the rebuttable presumption that all combined circuit switched Local and ISP-bound Traffic delivered to BellSouth or South Georgia Pre-Paid that exceeds a 3:1 ratio of terminating to originating traffic on a statewide basis shall be considered ISP-bound traffic for compensation purposes. BellSouth and South Georgia Pre-Paid further agree to the rebuttable presumption that all combined circuit switched Local and ISP-bound Traffic delivered to BellSouth or South Georgia Pre-Paid that does not exceed a 3:1 ratio of terminating to originating traffic on a statewide basis shall be considered Local Traffic for compensation purposes.

7.1.4 Neither Party shall pay compensation to the other Party for per minute of use rate elements associated with the Call Transport and Termination of Local Traffic or ISP-bound Traffic.

7.1.5 The appropriate elemental rates set forth in Exhibit A of this Attachment shall apply for Transit Traffic as described in Sections 7.6 and 7.6.1 below and to Multiple Tandem Access as described in Section 4.10.1.5 above.

7.1.6 Neither Party shall represent Switched Access Traffic as Local Traffic or ISP-bound Traffic for purposes of determining compensation for the call.

7.1.7 IntraLATA Toll Traffic is defined as all traffic that originates and terminates within a single LATA that is not Local or ISP-bound traffic under this Attachment.

7.1.7.1 For terminating its intraLATA toll traffic on the other company's network, the originating Party will pay the terminating Party BellSouth's current intrastate or interstate, whichever is appropriate, terminating switched access tariff rates as set forth in BellSouth's Access Services Tariffs as filed and in effect with the FCC or Commission. The appropriate charges will be determined by the routing of the call. Additionally, if one Party is the other Party's end user's presubscribed interexchange carrier or if one Party's end user uses the other Party as an interexchange carrier on a 101XXXX basis, the originating party will charge the other Party the appropriate BellSouth originating switched access tariff rates as set forth in BellSouth's Intrastate or Interstate Access Services Tariff as filed and in effect with the FCC or appropriate Commission.

7.1.8 If South Georgia Pre-Paid assigns NPA/NXXs to specific BellSouth rate centers within the LATA and assigns numbers from those NPA/NXXs to South Georgia Pre-Paid end users physically located outside of that LATA, BellSouth traffic originating from within the LATA where the NPA/NXXs are assigned and delivered to a South Georgia Pre-Paid customer physically located outside of such LATA, shall not be deemed Local Traffic. Further, South Georgia Pre-Paid agrees to identify such interLATA traffic to BellSouth and to compensate BellSouth for originating and transporting such interLATA traffic to South Georgia Pre-Paid at BellSouth's switched access tariff rates.

7.2 If South Georgia Pre-Paid does not identify such interLATA traffic to BellSouth, to the best of BellSouth's ability BellSouth will determine which whole South Georgia Pre-Paid NPA/NXXs on which to charge the applicable rates for originating network access service as reflected in BellSouth's Access Service Tariff. BellSouth shall make appropriate billing adjustments if South Georgia Pre-Paid can provide sufficient information for BellSouth to determine whether or not said traffic is Local or ISP-bound Traffic.

### 7.3 **Jurisdictional Reporting**

7.3.1 **Percent Local Use.** Each Party shall report to the other a Percent Local Usage ("PLU") factor. The application of the PLU will determine the amount of local or ISP-bound minutes to be billed to the other Party. Each Party shall update its PLU on the first of January, April, July and October of the year and shall send it to the other Party to be received no later than 30 days after the first of each such month based on local and ISP-bound usage for the past three months ending the last day of December, March, June and September, respectively. Requirements associated with PLU calculation and reporting shall be as set forth in BellSouth's Jurisdictional Factors Reporting Guide, as it is amended from time to time.

- 7.3.2 **Percent Local Facility.** Each Party shall report to the other a Percent Local Facility (“PLF”) factor. The application of the PLF will determine the portion of switched dedicated transport to be billed per the local jurisdiction rates. The PLF shall be applied to Multiplexing, Local Channel and Interoffice Channel Switched Dedicated Transport utilized in the provision of local interconnection trunks. Each Party shall update its PLF on the first of January, April, July and October of the year and shall send it to the other Party to be received no later than 30 days after the first of each such month to be effective the first bill period the following month, respectively. Requirements associated with PLU and PLF calculation and reporting shall be as set forth in BellSouth’s Jurisdictional Factors Reporting Guide, as it is amended from time to time.
- 7.3.3 **Percent Interstate Usage.** Each Party shall report to the other the projected Percent Interstate Usage (“PIU”) factor. All jurisdictional report requirements, rules and regulations for Interexchange Carriers specified in BellSouth’s Intrastate Access Services Tariff will apply to South Georgia Pre-Paid. After interstate and intrastate traffic percentages have been determined by use of PIU procedures, the PLU and PLF factors will be used for application and billing of local interconnection. Each Party shall update its PIUs on the first of January, April, July and October of the year and shall send it to the other Party to be received no later than 30 days after the first of each such month, for all services showing the percentages of use for the past three months ending the last day of December, March, June and September.
- 7.3.4 Notwithstanding the provisions in Section 7.3.1, 7.3.2, and 7.3.3 above, where the terminating Party has message recording technology that identifies the jurisdiction of traffic terminated as defined in this Agreement, such information shall, at the terminating Party's option, be utilized to determine the appropriate jurisdictional reporting factors (PLU, PIU, and/or PLF), in lieu of those provided by the originating Party. In the event that the terminating Party opts to utilize its own data to determine jurisdictional reporting factors, such terminating Party shall notify the originating Party at least 15 days prior to the beginning of the calendar quarter in which the terminating Party will begin to utilize its own data. Such factors shall subject to the Dispute Resolution provisions in this Agreement, as well as the Audit provisions set forth in 7.3.5 below.
- 7.3.5 **Audits.** On thirty (30) days written notice, each Party must provide the other the ability and opportunity to conduct an annual audit to ensure the proper billing of traffic. BellSouth and South Georgia Pre-Paid shall retain records of call detail for a minimum of nine months from which the PLU, PLF and/or PIU can be ascertained. The audit shall be conducted during normal business hours at an office designated by the Party being audited. Audit requests shall not be submitted more frequently than one (1) time per calendar year. Audits shall be performed by a mutually acceptable independent auditor paid for by the Party requesting the audit. The PLF, PLU and/or PIU shall be adjusted based upon the audit results

and shall apply for the quarter the audit was completed, for the quarter prior to the completion of the audit, and for the two quarters following the completion of the audit. If, as a result of an audit, either Party is found to have overstated the PLF, PLU and/or PIU by twenty percentage points (20%) or more, that Party shall reimburse the auditing Party for the cost of the audit.

#### 7.4 **Compensation for 8XX Traffic**

7.4.1 Compensation for 8XX Traffic. Each Party shall pay the other the appropriate switched access charges set forth in the BellSouth intrastate or interstate switched access tariffs. South Georgia Pre-Paid will pay BellSouth the database query charge as set forth in the BellSouth intrastate or interstate switched access tariffs as applicable.

7.4.2 Records for 8XX Billing. Each Party will provide to the other the appropriate records necessary for billing intraLATA 8XX customers. The records provided will be in a standard EMI format.

7.4.3 8XX Access Screening. BellSouth's provision of 8XX Toll Free Dialing ("TFD") to South Georgia Pre-Paid requires interconnection from South Georgia Pre-Paid to BellSouth's 8XX Signal Channel Point ("SCP"). Such interconnections shall be established pursuant to BellSouth's Common Channel Signaling Interconnection Guidelines and Telcordia's CCS Network Interface Specification document, TR-TSV-000905. South Georgia Pre-Paid shall establish SS7 interconnection at the BellSouth Local Signal Transfer Points serving the BellSouth 8XX SCPs that South Georgia Pre-Paid desires to query. The terms and conditions for 8XX TFD are set out in BellSouth's Intrastate Access Services Tariff.

#### 7.5 **Mutual Provision of Switched Access Service**

7.5.1 Switched Access Traffic. Switched Access Traffic is described as telephone calls requiring local transmission or switching services for the purpose of the origination or termination of Telephone Toll Service. Switched Access Traffic includes, but is not limited to, the following types of traffic: Feature Group A, Feature Group B, Feature Group C, Feature Group D, toll free access (e.g., 8XX), 900 access and their successors. Additionally, any Public Switched Telephone Network interexchange telecommunications traffic, regardless of transport protocol method, where the originating and terminating points, end-to-end points, are in different LATAs, or are in the same LATA and the Parties' Switched Access services are used for the origination or termination of the call, shall be considered Switched Access Traffic. Irrespective of transport protocol method used, a call which originates in one LATA and terminates in another LATA (i.e., the end-to-end points of the call) or in which the Parties' Switched Access Services are used for the origination or termination of the call, shall not be considered Local Traffic or ISP-bound Traffic.

- 7.5.2 If the BellSouth end user chooses South Georgia Pre-Paid as their presubscribed interexchange carrier, or if the BellSouth end user uses South Georgia Pre-Paid as an interexchange carrier on a 101XXXX basis, BellSouth will charge South Georgia Pre-Paid the appropriate BellSouth tariff charges for originating switched access services.
- 7.5.3 Where the originating Party delivers a call to the terminating Party over switched access facilities, the originating Party will pay the terminating Party terminating, switched access charges as set forth in BellSouth's Intrastate or Interstate Access Services Tariff, as appropriate.
- 7.5.4 When South Georgia Pre-Paid's end office switch provides an access service connection to or from an interexchange carrier ("IXC") by a direct trunk group to the IXC utilizing BellSouth facilities, each Party will provide its own access services to the IXC and bill on a multi-bill, multi-tariff meet-point basis. Each Party will bill its own access services rates to the IXC with the exception of the interconnection charge. The interconnection charge will be billed by South Georgia Pre-Paid as the Party providing the end office function. Each party will use the Multiple Exchange Carrier Access Billing (MECAB) guidelines to establish meet point billing for all applicable traffic. The Parties shall utilize a thirty (30) day billing period.
- 7.5.4.1 When South Georgia Pre-Paid's end office subtends the BellSouth Access Tandem switch for receipt or delivery of switched access traffic and provides an access service connection to or from an IXC via BellSouth's Access Tandem switch, BellSouth, as the tandem company agrees to provide to South Georgia Pre-Paid, as the End Office Company, as defined in MECAB, at no charge, all the switched access detail usage data, recorded at the access tandem, within no more than sixty (60) days after the recording date. Each Party will notify the other when it is not feasible to meet these requirements. As business requirements change, data reporting requirements may be modified as necessary.
- 7.5.5 BellSouth, as the tandem provider company, will retain for a minimum period of sixty (60) days, access message detail sufficient to recreate any data that is lost or damaged by the tandem provider company or any third party involved in processing or transporting data.
- 7.5.6 BellSouth, as the tandem provider company, agrees to recreate the lost or damaged data within forty-eight (48) hours of notification by the other or by an authorized third party handling the data.
- 7.5.7 Any claims against BellSouth, as the tandem provider company, for unbillable or uncollectible revenue should be filed with the tandem provider company within 120 days of the usage date.

7.5.8 BellSouth, as the tandem provider company shall keep records of its billing activities relating to jointly-provided Intrastate and Interstate access services in sufficient detail to permit the Subsequent Billing Party to, by formal or informal review or audit, to verify the accuracy and reasonableness of the jointly-provided access billing data provided by the Initial Billing Party. Each Party agrees to cooperate in such formal or informal reviews or audits and further agrees to jointly review the findings of such reviews or audits in order to resolve any differences concerning the findings thereof.

7.5.9 South Georgia Pre-Paid agrees not to deliver switched access traffic to BellSouth for termination except over South Georgia Pre-Paid ordered switched access trunks and facilities.

## 7.6 **Transit Traffic**

7.6.1 BellSouth shall provide tandem switching and transport services for South Georgia Pre-Paid's Transit Traffic. Rates for local Transit Traffic and ISP-bound Transit Traffic shall be the applicable Call Transport and Termination charges as set forth in Exhibit A to this Attachment. Rates for Switched Access Transit Traffic shall be the applicable charges as set forth in BellSouth Interstate or Intrastate Switched Access tariffs. Billing associated with all Transit Traffic shall be pursuant to MECAB guidelines. Traffic between South Georgia Pre-Paid and Wireless Type 1 third parties shall not be treated as Transit Traffic from a routing or billing perspective. Traffic between South Georgia Pre-Paid and Wireless Type 2A or a third party CLEC utilizing BellSouth switching shall not be treated as Transit Traffic from a routing or billing perspective until BellSouth and the Wireless carrier or a third party CLEC utilizing BellSouth switching have the capability to properly meet-point-bill in accordance with MECAB guidelines.

7.6.2 The delivery of traffic that transits the BellSouth network and is transported to another carrier's network is excluded from any BellSouth billing guarantees. BellSouth agrees to deliver Transit Traffic to the terminating carrier; provided, however, that South Georgia Pre-Paid is solely responsible for negotiating and executing any appropriate contractual agreements with the terminating carrier for the exchange of Transit Traffic through the BellSouth network. BellSouth will not be liable for any compensation to the terminating carrier or to South Georgia Pre-Paid. In the event that the terminating third party carrier imposes on BellSouth any charges or costs for the delivery of Transit Traffic, South Georgia Pre-Paid shall reimburse BellSouth for such costs. Additionally, the Parties agree that any billing to a third party or other telecommunications carrier under this section shall be pursuant to MECAB procedures.

## 8. **FRAME RELAY SERVICE INTERCONNECTION**

8.1 In addition to the Local Interconnection services set forth above, BellSouth will offer a network to network Interconnection arrangement between BellSouth's and

South Georgia Pre-Paid's frame relay switches as set forth below. The following provisions will apply only to Frame Relay Service and Exchange Access Frame Relay Service and Managed Shared Frame Relay Service in those states in which South Georgia Pre-Paid is certified and providing Frame Relay Service as a Local Exchange Carrier and where traffic is being exchanged between South Georgia Pre-Paid and BellSouth Frame Relay Switches in the same LATA.

- 8.2 The Parties agree to establish two-way Frame Relay facilities between their respective Frame Relay Switches to the mutually agreed upon Frame Relay Service point(s) of interconnection ("IP(s)") within the LATA. All IPs shall be within the same Frame Relay Network Serving Areas as defined in Section A40 of BellSouth's General Subscriber Service Tariff except as set forth in this Attachment.
- 8.3 Upon the request of either Party, such interconnection will be established where BellSouth and South Georgia Pre-Paid have Frame Relay Switches in the same LATA. Where there are multiple Frame Relay switches in one central office, an interconnection with any one of the switches will be considered an interconnection with all of the switches at that central office for purposes of routing packet traffic.
- 8.4 The Parties agree to provision local and intraLATA Frame Relay Service and Exchange Access Frame Relay Service and Managed Shared Frame Relay Service (both intrastate and interstate) over Frame Relay interconnection facilities between the respective Frame Relay switches and the IPs.
- 8.5 The Parties agree to assess each other reciprocal charges for the facilities that each provides to the other according to the Percent Local Circuit Use Factor (PLCU), determined as follows:
- 8.5.1 If the data packets originate and terminate in locations in the same LATA, and are consistent with the local definitions of the Agreement, the traffic is considered local. Frame Relay framed packet data is transported within Virtual Circuits (VC). For the purposes of this Agreement, if all the data packets transported within a VC remain within the LATA, then consistent with the local definitions in this Agreement, the traffic on that VC is local ("Local VC").
- 8.5.2 If the originating and terminating locations of the two-way packet data traffic are not in the same LATA, the traffic on that VC is interLATA ("InterLATA VC").
- 8.5.3 The PLCU is determined by dividing the total number of Local VCs, by the total number of VCs on each Frame Relay facility. To facilitate implementation, South Georgia Pre-Paid may determine its PLCU in aggregate, by dividing the total number of Local VCs in a given LATA by the total number VCs in that LATA. The Parties agree to renegotiate the method for determining PLCU, at BellSouth's request, and within 90 days, if BellSouth notifies South Georgia Pre-Paid that it has found that this method does not adequately represent the PLCU.

- 8.5.4 If there are no VCs on a facility when it is billed, the PLCU will be zero.
- 8.5.5 BellSouth will provide the circuit between the Parties' respective Frame Relay Switches. The Parties will be compensated as follows: BellSouth will invoice, and South Georgia Pre-Paid will pay, the total non-recurring and recurring charges for the circuit based upon the rates set forth in BellSouth's Interstate Access Tariff, FCC No. 1. South Georgia Pre-Paid will then invoice, and BellSouth will pay, an amount calculated by multiplying the BellSouth billed charges for the circuit by one-half of South Georgia Pre-Paid's PLCU.
- 8.6 The Parties agree to compensate each other for Frame Relay network-to-network interface (NNI) ports based upon the NNI rates set forth in BellSouth's Interstate Access Tariff, FCC No. 1. Compensation for each pair of NNI ports will be calculated as follows: BellSouth will invoice, and South Georgia Pre-Paid will pay, the total non-recurring and recurring charges for the NNI port. South Georgia Pre-Paid will then invoice, and BellSouth will pay, an amount calculated by multiplying the BellSouth billed non-recurring and recurring charges for the NNI port by South Georgia Pre-Paid's PLCU.
- 8.7 Each Party agrees that there will be no charges to the other Party for its own subscriber's Permanent Virtual Circuit (PVC) rate elements for the local PVC segment from its Frame Relay switch to its own subscriber's premises. PVC rate elements include the Data Link Connection Identifier (DLCI) and Committed Information Rate (CIR).
- 8.8 For the PVC segment between the South Georgia Pre-Paid and BellSouth Frame Relay switches, compensation for the PVC charges is based upon the rates in BellSouth's Interstate Access Tariff, FCC No. 1.
- 8.9 Compensation for PVC rate elements will be calculated as follows:
- 8.9.1 If South Georgia Pre-Paid orders a VC connection between a BellSouth subscriber's PVC segment and a PVC segment from the BellSouth Frame Relay switch to the South Georgia Pre-Paid Frame Relay switch, BellSouth will invoice, and South Georgia Pre-Paid will pay, the total non-recurring and recurring PVC charges for the PVC segment between the BellSouth and South Georgia Pre-Paid Frame Relay switches. If the VC is a Local VC, South Georgia Pre-Paid will then invoice and BellSouth will pay, the total nonrecurring and recurring PVC charges billed for that segment. If the VC is not local, no compensation will be paid to South Georgia Pre-Paid for the PVC segment.
- 8.9.2 If BellSouth orders a Local VC connection between a South Georgia Pre-Paid subscriber's PVC segment and a PVC segment from the South Georgia Pre-Paid Frame Relay switch to the BellSouth Frame Relay switch, BellSouth will invoice, and South Georgia Pre-Paid will pay, the total non-recurring and recurring PVC and CIR charges for the PVC segment between the BellSouth and South Georgia



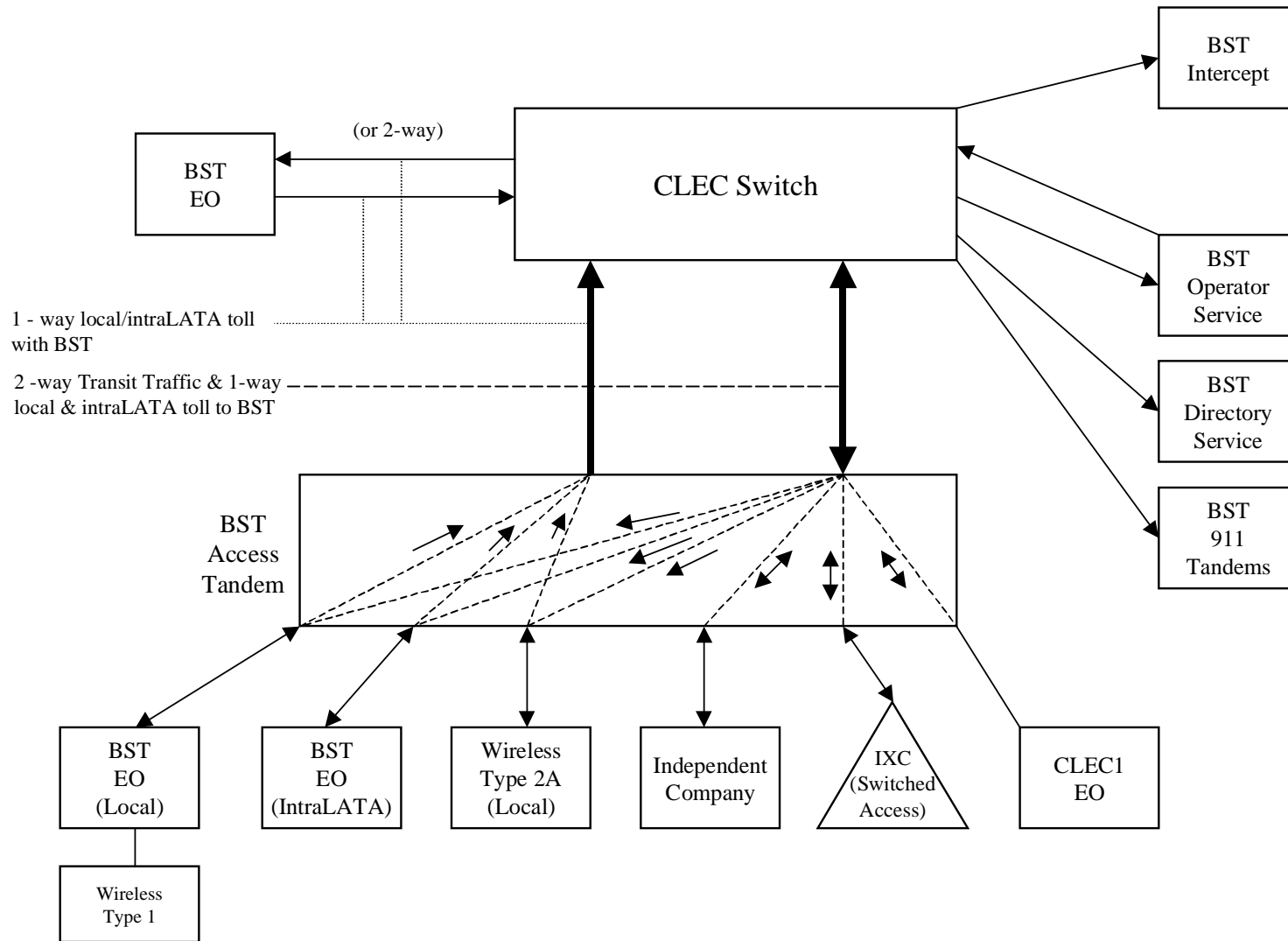
Pre-Paid Frame Relay switches. If the VC is a Local VC, South Georgia Pre-Paid will then invoice and BellSouth will pay the total non-recurring and recurring PVC and CIR charges billed for that segment. If the VC is not local, no compensation will be paid to South Georgia Pre-Paid for the PVC segment.

- 8.9.3 The Parties agree to compensate each other for requests to change a PVC segment or PVC service order record, according to the Feature Change charge as set forth in the BellSouth access tariff BellSouth Tariff FCC No. 1.
- 8.9.4 If South Georgia Pre-Paid requests a change, BellSouth will invoice and South Georgia Pre-Paid will pay a Feature Change charge for each affected PVC segment.
- 8.9.4.1 If BellSouth requests a change to a Local VC, South Georgia Pre-Paid will invoice and BellSouth will pay a Feature Change charge for each affected PVC segment.
- 8.9.5 The Parties agree to limit the sum of the CIR for the VCs on a DS1 NNI port to not more than three times the port speed, or not more than six times the port speed on a DS3 NNI port.
- 8.9.6 Except as expressly provided herein, this Agreement does not address or alter in any way either Party's provision of Exchange Access Frame Relay Service, Managed Shared Frame Relay Service or interLATA Frame Relay Service. All charges by each Party to the other for carriage of Exchange Access Frame Relay Service or interLATA Frame Relay Service are included in the BellSouth access tariff BellSouth Tariff FCC No. 1.
- 8.10 South Georgia Pre-Paid will identify and report quarterly to BellSouth the PLCU of the Frame Relay facilities it uses, per Section 8.5.3 above.
- 8.11 Either Party may request a review or audit of the various service components, consistent with the provisions of section E2 of the BellSouth State Access Services tariffs or Section 2 of the BellSouth FCC No.1 Tariff.

## **9. ORDERING CHARGES**

- 9.1 The terms, conditions and rates for Ordering Charges are as set forth in FCC Tariff for Access Service Records.

# Basic Architecture



# One-Way Architecture

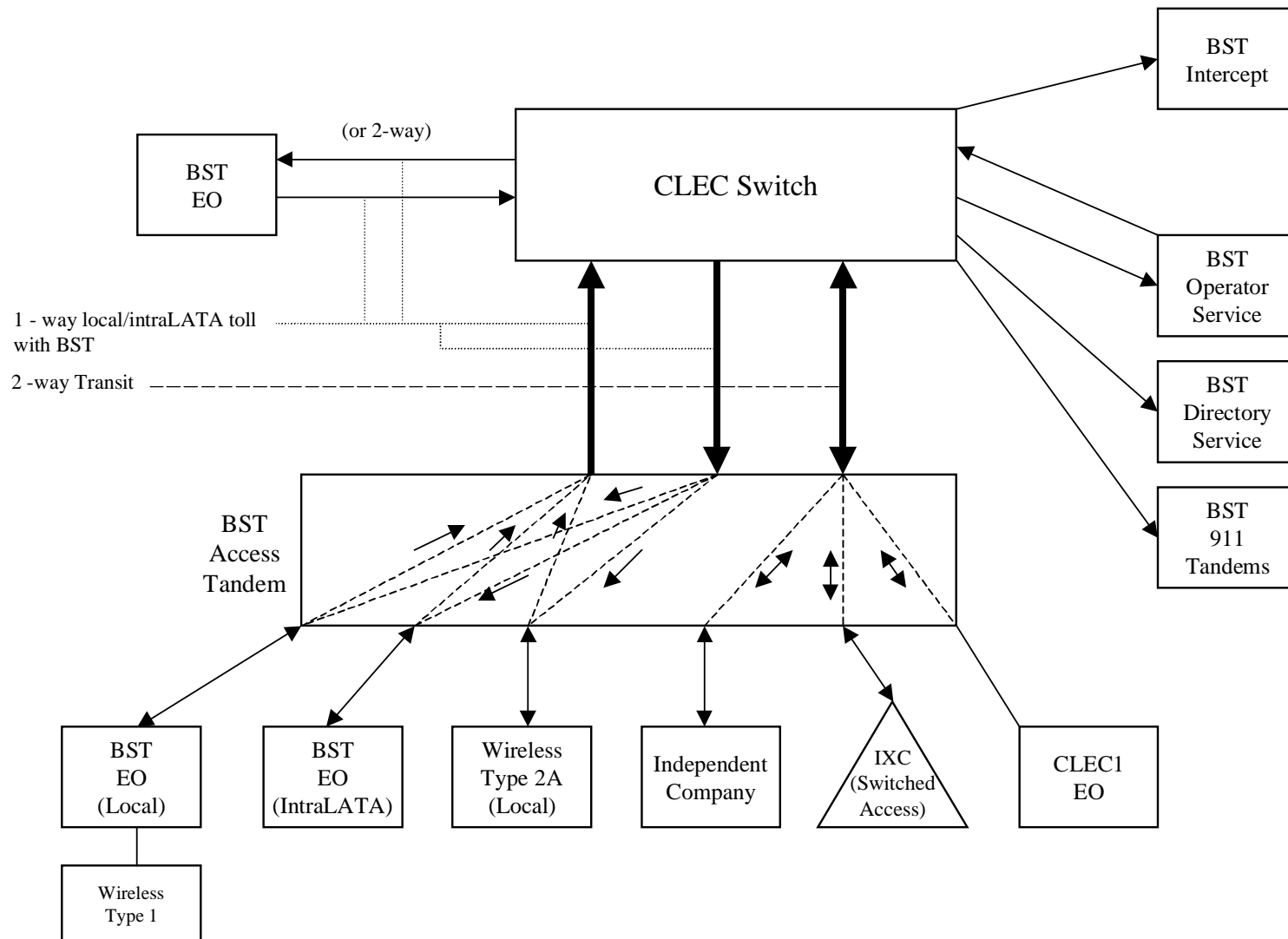


Exhibit D

# Two-Way Architecture

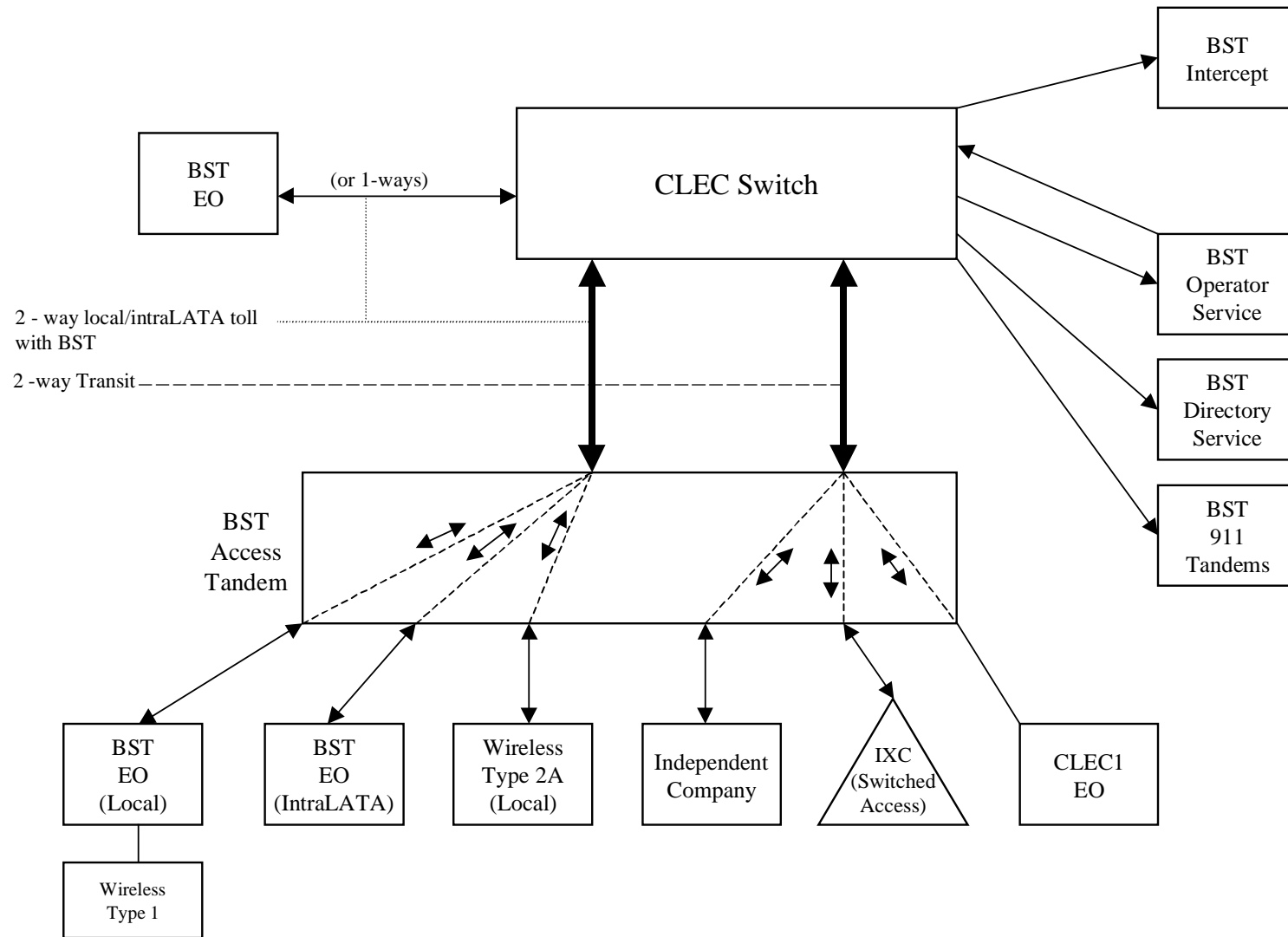
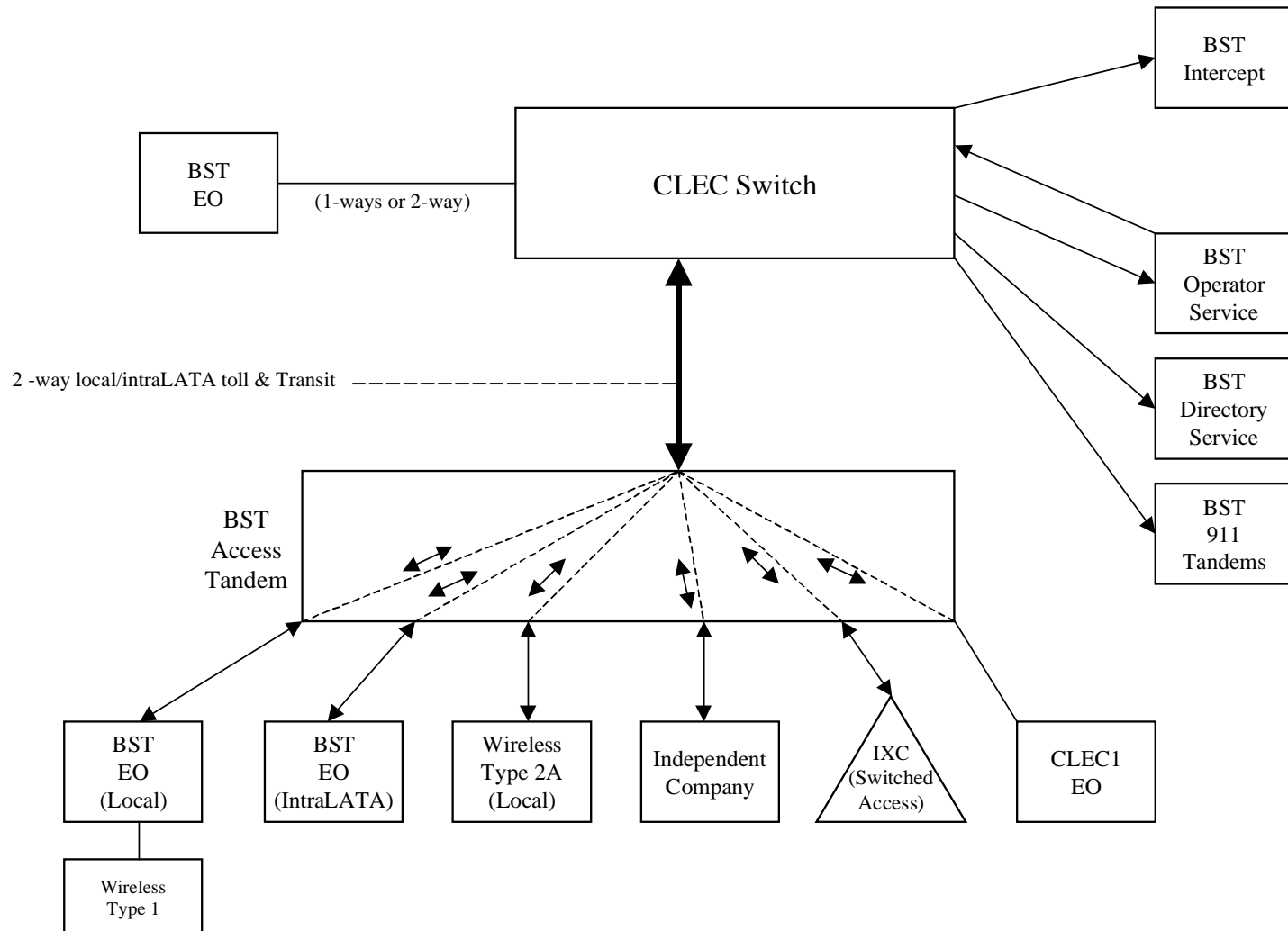


Exhibit E

# Supergroup Architecture



LOCAL INTERCONNECTION - Alabama							Attachment: 3		Exhibit: A						
CATEGORY	RATE ELEMENTS	Interim	Zone	BCS	USOC	RATES (\$)	Svc Order Submitted Elec per LSR	Svc Order Submitted Manually per LSR	Incremental Charge - Manual Svc Order vs. Electronic-1st	Incremental Charge - Manual Svc Order vs. Electronic-Add'l	Incremental Charge - Manual Svc Order vs. Electronic-Disc 1st	Incremental Charge - Manual Svc Order vs. Electronic-Disc Add'l			
													Rec	Nonrecurring	
										SOMEc	SOMAN	SOMAN	SOMAN	SOMAN	SOMAN
<b>LOCAL INTERCONNECTION (CALL TRANSPORT AND TERMINATION)</b>															
NOTE: "bk" beside a rate indicates that the Parties have agreed to bill and keep for that element pursuant to the terms and conditions in Attachment 3.															
<b>TANDEM SWITCHING</b>															
	Tandem Switching Function Per MOU			OHD		0.000498bk									
	Multiple Tandem Switching, per MOU (applies to intial tandem only)			OHD		0.000498									
	Tandem Intermediary Charge, per MOU*			OHD		0.0015									
* This charge is applicable only to transit traffic and is applied in addition to applicable switching and/or interconnection charges.															
<b>TRUNK CHARGE</b>															
	Installation Trunk Side Service - per DS0			OHD	TPP++		333.69	56.91							
	Dedicated End Office Trunk Port Service-per DS0**			OHD	TDE0P	0.00									
	Dedicated End Office Trunk Port Service-per DS1**			OH1 OH1MS	TDE1P	0.00									
	Dedicated Tandem Trunk Port Service-per DS0**			OHD	TDW0P	0.00									
	Dedicated Tandem Trunk Port Service-per DS1**			OH1 OH1MS	TDW1P	0.00									
** This rate element is recovered on a per MOU basis and is included in the End Office Switching and Tandem Switching, per MOU rate elements															
<b>COMMON TRANSPORT (Shared)</b>															
	Common Transport - Per Mile, Per MOU			OHD		0.0000023bk									
	Common Transport - Facilities Termination Per MOU			OHD		0.0003224bk									
<b>LOCAL INTERCONNECTION (DEDICATED TRANSPORT)</b>															
<b>INTEROFFICE CHANNEL - DEDICATED TRANSPORT</b>															
	Interoffice Channel - Dedicated Transport - 2-Wire Voice Grade - Per Mile per month			OHL, OHM	1L5NF	0.008838									
	Interoffice Channel - Dedicated Transport- 2- Wire Voice Grade - Facility Termination per month			OHL, OHM	1L5NF	21.13	40.54	27.41	16.74	6.90					
	Interoffice Channel - Dedicated Transport - 56 kbps - per mile per month			OHL, OHM	1L5NK	0.008838									
	Interoffice Channel - Dedicated Transport - 56 kbps - Facility Termination per month			OHL, OHM	1L5NK	15.12	40.54	27.41	16.74	6.90					
	Interoffice Channel - Dedicated Transport - 64 kbps - per mile per month			OHL, OHM	1L5NK	0.008838									
	Interoffice Channel - Dedicated Transport - 64 kbps - Facility Termination per month			OHL, OHM	1L5NK	15.12	40.54	27.41	16.74	6.90					
	Interoffice Channel - Dedicated Channel - DS1 - Per Mile per month			OH1, OH1MS	1L5NL	0.18									
	Interoffice Channel - Dedicated Transport - DS1 - Facility Termination per month			OH1, OH1MS	1L5NL	60.16	89.27	81.81	16.35	14.44					
	Interoffice Channel - Dedicated Transport - DS3 - Per Mile per month			OH3, OH3MS	1L5NM	4.09									
	Interoffice Channel - Dedicated Transport - DS3 - Facility Termination per month			OH3, OH3MS	1L5NM	703.52	278.75	162.76	60.20	58.46					
<b>LOCAL CHANNEL - DEDICATED TRANSPORT</b>															
	Local Channel - Dedicated - 2-Wire Voice Grade per month			OHL, OHM	TEFV2	13.97	193.10	33.17	36.64	3.20					
	Local Channel - Dedicated - 4-Wire Voice Grade per month			OHL, OHM	TEFV4	14.93	193.53	33.60	37.11	3.67					
	Local Channel - Dedicated - DS1 per month			OH1	TEFHG	35.76	177.47	153.72	22.19	15.26					
	Local Channel - Dedicated - DS3 Facility Termination per month			OH3	TEFHJ	416.54	451.52	263.94	119.49	83.58					
<b>LOCAL INTERCONNECTION MID-SPAN MEET</b>															
NOTE: If Access service ride Mid-Span Meet, one-half the tariffed service Local Channel rate is applicable.															
	Local Channel - Dedicated - DS1 per month			OH1MS	TEFHG	0.00	0.00								
	Local Channel - Dedicated - DS3 per month			OH3MS	TEFHJ	0.00	0.00								
<b>MULTIPLEXERS</b>															
	Channelization - DS1 to DS0 Channel System			OH1, OH1MS	SATN1	101.06	91.04	62.57	10.54	9.79					
	DS3 to DS1 Channel System per month			OH3, OH3MS	SATNS	166.13	178.14	93.97	33.26	31.63					
	DS3 Interface Unit (DS1 COC) per month			OH1, OH1MS	SATCO	12.70	6.58	4.72							
Notes: If no rate is identified in the contract, the rates, terms, and conditions for the specific service or function will be as set forth in applicable BellSouth tariff.															

LOCAL INTERCONNECTION - Florida							Attachment: 3		Exhibit: A						
CATEGORY	RATE ELEMENTS	Interim	Zone	BCS	USOC	RATES (\$)	Svc Order Submitted Elec per LSR	Svc Order Submitted Manually per LSR	Incremental Charge - Manual Svc Order vs. Electronic-1st	Incremental Charge - Manual Svc Order vs. Electronic-Add'l	Incremental Charge - Manual Svc Order vs. Electronic-Disc 1st	Incremental Charge - Manual Svc Order vs. Electronic-Disc Add'l			
													Rec	Nonrecurring	
										SOMEc	SOMAN	SOMAN	SOMAN	SOMAN	SOMAN
<b>LOCAL INTERCONNECTION (CALL TRANSPORT AND TERMINATION)</b>															
NOTE: "bk" beside a rate indicates that the Parties have agreed to bill and keep for that element pursuant to the terms and conditions in Attachment 3.															
<b>TANDEM SWITCHING</b>															
	Tandem Switching Function Per MOU			OHD		0.0006019bk									
	Multiple Tandem Switching, per MOU (applies to intial tandem only)			OHD		0.0006019									
	Tandem Intermediary Charge, per MOU*			OHD		0.0015									
* This charge is applicable only to transit traffic and is applied in addition to applicable switching and/or interconnection charges.															
<b>TRUNK CHARGE</b>															
	Installation Trunk Side Service - per DS0			OHD	TPP++		336.43	57.38							
	Dedicated End Office Trunk Port Service-per DS0**			OHD	TDE0P	0.00									
	Dedicated End Office Trunk Port Service-per DS1**			OH1 OH1MS	TDE1P	0.00									
	Dedicated Tandem Trunk Port Service-per DS0**			OHD	TDW0P	0.00									
	Dedicated Tandem Trunk Port Service-per DS1**			OH1 OH1MS	TDW1P	0.00									
** This rate element is recovered on a per MOU basis and is included in the End Office Switching and Tandem Switching, per MOU rate elements															
<b>COMMON TRANSPORT (Shared)</b>															
	Common Transport - Per Mile, Per MOU			OHD		0.0000035bk									
	Common Transport - Facilities Termination Per MOU			OHD		0.0004372bk									
<b>LOCAL INTERCONNECTION (DEDICATED TRANSPORT)</b>															
<b>INTEROFFICE CHANNEL - DEDICATED TRANSPORT</b>															
	Interoffice Channel - Dedicated Transport - 2-Wire Voice Grade - Per Mile per month			OHL, OHM	1L5NF	0.0091									
	Interoffice Channel - Dedicated Transport- 2- Wire Voice Grade - Facility Termination per month			OHL, OHM	1L5NF	25.32	47.35	31.78	18.31	7.03					
	Interoffice Channel - Dedicated Transport - 56 kbps - per mile per month			OHL, OHM	1L5NK	0.0091									
	Interoffice Channel - Dedicated Transport - 56 kbps - Facility Termination per month			OHL, OHM	1L5NK	18.44	47.35	31.78	18.31	7.03					
	Interoffice Channel - Dedicated Transport - 64 kbps - per mile per month			OHL, OHM	1L5NK	0.0091									
	Interoffice Channel - Dedicated Transport - 64 kbps - Facility Termination per month			OHL, OHM	1L5NK	18.44	47.35	31.78	18.31	7.03					
	Interoffice Channel - Dedicated Channel - DS1 - Per Mile per month			OH1, OH1MS	1L5NL	0.1856									
	Interoffice Channel - Dedicated Tranport - DS1 - Facility Termination per month			OH1, OH1MS	1L5NL	88.44	105.54	98.47	21.47	19.05					
	Interoffice Channel - Dedicated Transport - DS3 - Per Mile per month			OH3, OH3MS	1L5NM	3.87									
	Interoffice Channel - Dedicated Transport - DS3 - Facility Termination per month			OH3, OH3MS	1L5NM	1,071.00	335.46	219.28	72.03	70.56					
<b>LOCAL CHANNEL - DEDICATED TRANSPORT</b>															
	Local Channel - Dedicated - 2-Wire Voice Grade per month			OHL, OHM	TEFV2	19.66	265.84	46.97	37.63	4.00					
	Local Channel - Dedicated - 4-Wire Voice Grade per month			OHL, OHM	TEFV4	20.45	266.54	47.67	44.22	5.33					
	Local Channel - Dedicated - DS1 per month			OH1	TEFHG	36.49	216.65	183.54	24.30	16.95					
	Local Channel - Dedicated - DS3 Facility Termination per month			OH3	TEFHJ	531.91	556.37	343.01	139.13	96.84					
<b>LOCAL INTERCONNECTION MID-SPAN MEET</b>															
NOTE: If Access service ride Mid-Span Meet, one-half the tariffed service Local Channel rate is applicable.															
	Local Channel - Dedicated - DS1 per month			OH1MS	TEFHG	0.00	0.00								
	Local Channel - Dedicated - DS3 per month			OH3MS	TEFHJ	0.00	0.00								
<b>MULTIPLEXERS</b>															
	Channelization - DS1 to DS0 Channel System			OH1, OH1MS	SATN1	146.77	101.42	71.62	11.09	10.49					
	DS3 to DS1 Channel System per month			OH3, OH3MS	SATNS	211.19	199.28	118.64	40.34	39.07					
	DS3 Interface Unit (DS1 COC) per month			OH1, OH1MS	SATCO	13.76	10.07	7.08							
Notes: If no rate is identified in the contract, the rates, terms, and conditions for the specific service or function will be as set forth in applicable BellSouth tariff.															

LOCAL INTERCONNECTION - Georgia							Attachment: 3		Exhibit: A						
CATEGORY	RATE ELEMENTS	Interim	Zone	BCS	USOC	RATES (\$)	Svc Order Submitted Elec per LSR	Svc Order Submitted Manually per LSR	Incremental Charge - Manual Svc Order vs. Electronic-1st	Incremental Charge - Manual Svc Order vs. Electronic-Add'l	Incremental Charge - Manual Svc Order vs. Electronic-Disc 1st	Incremental Charge - Manual Svc Order vs. Electronic-Disc Add'l			
													Rec	Nonrecurring	
										SOMEc	SOMAN	SOMAN	SOMAN	SOMAN	SOMAN
<b>LOCAL INTERCONNECTION (CALL TRANSPORT AND TERMINATION)</b>															
NOTE: "bk" beside a rate indicates that the Parties have agreed to bill and keep for that element pursuant to the terms and conditions in Attachment 3.															
<b>TANDEM SWITCHING</b>															
	Tandem Switching Function Per MOU			OHD		0.0011009bk									
	Multiple Tandem Switching, per MOU (applies to intial tandem only)			OHD		0.0011009									
	Tandem Intermediary Charge, per MOU*			OHD		0.0015									
* This charge is applicable only to transit traffic and is applied in addition to applicable switching and/or interconnection charges.															
<b>TRUNK CHARGE</b>															
	Installation Trunk Side Service - per DS0			OHD	TPP++		333.28	56.84							
	Dedicated End Office Trunk Port Service-per DS0**			OHD	TDE0P	0.00									
	Dedicated End Office Trunk Port Service-per DS1**			OH1 OH1MS	TDE1P	0.00									
	Dedicated Tandem Trunk Port Service-per DS0**			OHD	TDW0P	0.00									
	Dedicated Tandem Trunk Port Service-per DS1**			OH1 OH1MS	TDW1P	0.00									
** This rate element is recovered on a per MOU basis and is included in the End Office Switching and Tandem Switching, per MOU rate elements															
<b>COMMON TRANSPORT (Shared)</b>															
	Common Transport - Per Mile, Per MOU			OHD		0.0000080bk									
	Common Transport - Facilities Termination Per MOU			OHD		0.0004152bk									
<b>LOCAL INTERCONNECTION (DEDICATED TRANSPORT)</b>															
<b>INTEROFFICE CHANNEL - DEDICATED TRANSPORT</b>															
	Interoffice Channel - Dedicated Transport - 2-Wire Voice Grade - Per Mile per month			OHL, OHM	1L5NF	0.0222									
	Interoffice Channel - Dedicated Transport- 2- Wire Voice Grade - Facility Termination per month			OHL, OHM	1L5NF	17.07	79.61	36.08							
	Interoffice Channel - Dedicated Transport - 56 kbps - per mile per month			OHL, OHM	1L5NK	0.0222									
	Interoffice Channel - Dedicated Transport - 56 kbps - Facility Termination per month			OHL, OHM	1L5NK	16.45	79.61	36.08							
	Interoffice Channel - Dedicated Transport - 64 kbps - per mile per month			OHL, OHM	1L5NK	0.0222									
	Interoffice Channel - Dedicated Transport - 64 kbps - Facility Termination per month			OHL, OHM	1L5NK	16.45	79.61	36.08							
	Interoffice Channel - Dedicated Channel - DS1 - Per Mile per month			OH1, OH1MS	1L5NL	0.4523									
	Interoffice Channel - Dedicated Transport - DS1 - Facility Termination per month			OH1, OH1MS	1L5NL	78.47	147.07	111.75							
	Interoffice Channel - Dedicated Transport - DS3 - Per Mile per month			OH3, OH3MS	1L5NM	2.72									
	Interoffice Channel - Dedicated Transport - DS3 - Facility Termination per month			OH3, OH3MS	1L5NM	788.00	511.10	330.77							
<b>LOCAL CHANNEL - DEDICATED TRANSPORT</b>															
	Local Channel - Dedicated - 2-Wire Voice Grade per month			OHL, OHM	TEFV2	13.91	382.95	62.40							
	Local Channel - Dedicated - 4-Wire Voice Grade per month			OHL, OHM	TEFV4	14.99	368.44	64.05							
	Local Channel - Dedicated - DS1 per month			OH1	TEFHG	38.36	356.15	312.89							
	Local Channel - Dedicated - DS3 Facility Termination per month			OH3	TEFHJ	515.91	639.50	426.31							
<b>LOCAL INTERCONNECTION MID-SPAN MEET</b>															
NOTE: If Access service ride Mid-Span Meet, one-half the tariffed service Local Channel rate is applicable.															
	Local Channel - Dedicated - DS1 per month			OH1MS	TEFHG	0.00	0.00								
	Local Channel - Dedicated - DS3 per month			OH3MS	TEFHJ	0.00	0.00								
<b>MULTIPLEXERS</b>															
	Channelization - DS1 to DS0 Channel System			OH1, OH1MS	SATN1	126.22	198.22	123.59							
	DS3 to DS1 Channel System per month			OH3, OH3MS	SATNS	182.04	280.66	195.33							
	DS3 Interface Unit (DS1 COC) per month			OH1, OH1MS	SATCO	11.02	12.02	8.66							
Notes: If no rate is identified in the contract, the rates, terms, and conditions for the specific service or function will be as set forth in applicable BellSouth tariff.															



LOCAL INTERCONNECTION - Kentucky							Attachment: 3		Exhibit: A			
CATEGORY	RATE ELEMENTS	Interim	Zone	BCS	USOC	RATES (\$)	Svc Order Submitted Elec per LSR	Svc Order Submitted Manually per LSR	Incremental Charge - Manual Svc Order vs. Electronic-1st	Incremental Charge - Manual Svc Order vs. Electronic-Add'l	Incremental Charge - Manual Svc Order vs. Electronic-Disc 1st	Incremental Charge - Manual Svc Order vs. Electronic-Disc Add'l
LOCAL INTERCONNECTION (CALL TRANSPORT AND TERMINATION)												
NOTE: "bk" beside a rate indicates that the Parties have agreed to bill and keep for that element pursuant to the terms and conditions in Attachment 3.												
TANDEM SWITCHING												
	Tandem Switching Function Per MOU			OHD		0.0006772bk						
	Multiple Tandem Switching, per MOU (applies to intial tandem only)			OHD		0.0006772						
	Tandem Intermediary Charge, per MOU*			OHD		0.0015						
* This charge is applicable only to transit traffic and is applied in addition to applicable switching and/or interconnection charges.												
TRUNK CHARGE												
	Installation Trunk Side Service - per DS0			OHD	TPP++		334.09	57.12				
	Dedicated End Office Trunk Port Service-per DS0**			OHD	TDE0P	0.00						
	Dedicated End Office Trunk Port Service-per DS1**			OH1 OH1MS	TDE1P	0.00						
	Dedicated Tandem Trunk Port Service-per DS0**			OHD	TDW0P	0.00						
	Dedicated Tandem Trunk Port Service-per DS1**			OH1 OH1MS	TDW1P	0.00						
** This rate element is recovered on a per MOU basis and is included in the End Office Switching and Tandem Switching, per MOU rate elements												
COMMON TRANSPORT (Shared)												
	Common Transport - Per Mile, Per MOU			OHD		0.0000030bk						
	Common Transport - Facilities Termination Per MOU			OHD		0.0007466bk						
LOCAL INTERCONNECTION (DEDICATED TRANSPORT)												
INTEROFFICE CHANNEL - DEDICATED TRANSPORT												
	Interoffice Channel - Dedicated Transport - 2-Wire Voice Grade - Per Mile per month			OHL, OHM	1L5NF	0.01						
	Interoffice Channel - Dedicated Transport- 2- Wire Voice Grade - Facility Termination per month			OHL, OHM	1L5NF	29.11	47.34	31.78	22.77	8.75		
	Interoffice Channel - Dedicated Transport - 56 kbps - per mile per month			OHL, OHM	1L5NK	0.0115						
	Interoffice Channel - Dedicated Transport - 56 kbps - Facility Termination per month			OHL, OHM	1L5NK	20.97	47.35	31.78	22.77	8.75		
	Interoffice Channel - Dedicated Transport - 64 kbps - per mile per month			OHL, OHM	1L5NK	0.0115						
	Interoffice Channel - Dedicated Transport - 64 kbps - Facility Termination per month			OHL, OHM	1L5NK	20.97	47.35	31.78	22.77	8.75		
	Interoffice Channel - Dedicated Channel - DS1 - Per Mile per month			OH1, OH1MS	1L5NL	0.23						
	Interoffice Channel - Dedicated Tranport - DS1 - Facility Termination per month			OH1, OH1MS	1L5NL	96.04	105.52	98.46	23.09	20.49		
	Interoffice Channel - Dedicated Transport - DS3 - Per Mile per month			OH3, OH3MS	1L5NM	4.97						
	Interoffice Channel - Dedicated Transport - DS3 - Facility Termination per month			OH3, OH3MS	1L5NM	1,175.15	335.40	219.24	89.57	87.75		
LOCAL CHANNEL - DEDICATED TRANSPORT												
	Local Channel - Dedicated - 2-Wire Voice Grade per month			OHL, OHM	TEFV2	18.57	265.78	46.96	46.79	4.98		
	Local Channel - Dedicated - 4-Wire Voice Grade per month			OHL, OHM	TEFV4	19.86	266.48	47.65	47.54	5.73		
	Local Channel - Dedicated - DS1 per month			OH1	TEFHG	40.46	209.60	176.51	30.21	21.07		
	Local Channel - Dedicated - DS3 Facility Termination per month			OH3	TEFHJ	576.05	551.38	338.08	173.00	120.42		
LOCAL INTERCONNECTION MID-SPAN MEET												
NOTE: If Access service ride Mid-Span Meet, one-half the tariffed service Local Channel rate is applicable.												
	Local Channel - Dedicated - DS1 per month			OH1MS	TEFHG	0.00	0.00					
	Local Channel - Dedicated - DS3 per month			OH3MS	TEFHJ	0.00	0.00					
MULTIPLEXERS												
	Channelization - DS1 to DS0 Channel System			OH1, OH1MS	SATN1	113.33	101.40	71.60	13.79	13.04		
	DS3 to DS1 Channel System per month			OH3, OH3MS	SATNS	158.20	199.23	118.62	50.16	48.59		
	DS3 Interface Unit (DS1 COC) per month			OH1, OH1MS	SATCO	11.80	10.07	7.08				
Notes: If no rate is identified in the contract, the rates, terms, and conditions for the specific service or function will be as set forth in applicable BellSouth tariff.												

LOCAL INTERCONNECTION - Louisiana							Attachment: 3		Exhibit: A						
CATEGORY	RATE ELEMENTS	Interim	Zone	BCS	USOC	RATES (\$)	Svc Order Submitted Elec per LSR	Svc Order Submitted Manually per LSR	Incremental Charge - Manual Svc Order vs. Electronic-1st	Incremental Charge - Manual Svc Order vs. Electronic-Add'l	Incremental Charge - Manual Svc Order vs. Electronic-Disc 1st	Incremental Charge - Manual Svc Order vs. Electronic-Disc Add'l			
													Rec	Nonrecurring	
										SOMEc	SOMAN	SOMAN	SOMAN	SOMAN	SOMAN
<b>LOCAL INTERCONNECTION (CALL TRANSPORT AND TERMINATION)</b>															
NOTE: "bk" beside a rate indicates that the Parties have agreed to bill and keep for that element pursuant to the terms and conditions in Attachment 3.															
<b>TANDEM SWITCHING</b>															
	Tandem Switching Function Per MOU			OHD		0.0005507bk									
	Multiple Tandem Switching, per MOU (applies to intial tandem only)			OHD		0.0005507									
	Tandem Intermediary Charge, per MOU*			OHD		0.0015									
* This charge is applicable only to transit traffic and is applied in addition to applicable switching and/or interconnection charges.															
<b>TRUNK CHARGE</b>															
	Installation Trunk Side Service - per DS0			OHD	TPP++		334.94	56.98							
	Dedicated End Office Trunk Port Service-per DS0**			OHD	TDE0P	0.00									
	Dedicated End Office Trunk Port Service-per DS1**			OH1 OH1MS	TDE1P	0.00									
	Dedicated Tandem Trunk Port Service-per DS0**			OHD	TDW0P	0.00									
	Dedicated Tandem Trunk Port Service-per DS1**			OH1 OH1MS	TDW1P	0.00									
** This rate element is recovered on a per MOU basis and is included in the End Office Switching and Tandem Switching, per MOU rate elements															
<b>COMMON TRANSPORT (Shared)</b>															
	Common Transport - Per Mile, Per MOU			OHD		0.0000032bk									
	Common Transport - Facilities Termination Per MOU			OHD		0.0003748bk									
<b>LOCAL INTERCONNECTION (DEDICATED TRANSPORT)</b>															
<b>INTEROFFICE CHANNEL - DEDICATED TRANSPORT</b>															
	Interoffice Channel - Dedicated Transport - 2-Wire Voice Grade - Per Mile per month			OHL, OHM	1L5NF	0.013									
	Interoffice Channel - Dedicated Transport- 2- Wire Voice Grade - Facility Termination per month			OHL, OHM	1L5NF	22.60	39.36	26.62							
	Interoffice Channel - Dedicated Transport - 56 kbps - per mile per month			OHL, OHM	1L5NK	0.013									
	Interoffice Channel - Dedicated Transport - 56 kbps - Facility Termination per month			OHL, OHM	1L5NK	15.61	39.37	26.62							
	Interoffice Channel - Dedicated Transport - 64 kbps - per mile per month			OHL, OHM	1L5NK	0.013									
	Interoffice Channel - Dedicated Transport - 64 kbps - Facility Termination per month			OHL, OHM	1L5NK	15.61	39.37	26.62							
	Interoffice Channel - Dedicated Channel - DS1 - Per Mile per month			OH1, OH1MS	1L5NL	0.2652									
	Interoffice Channel - Dedicated Transport - DS1 - Facility Termination per month			OH1, OH1MS	1L5NL	70.47	86.69	79.44							
	Interoffice Channel - Dedicated Transport - DS3 - Per Mile per month			OH3, OH3MS	1L5NM	6.04									
	Interoffice Channel - Dedicated Transport - DS3 - Facility Termination per month			OH3, OH3MS	1L5NM	850.45	270.69	158.05							
<b>LOCAL CHANNEL - DEDICATED TRANSPORT</b>															
	Local Channel - Dedicated - 2-Wire Voice Grade per month			OHL, OHM	TEFV2	18.32	187.51	32.21							
	Local Channel - Dedicated - 4-Wire Voice Grade per month			OHL, OHM	TEFV4	19.41	187.94	32.63							
	Local Channel - Dedicated - DS1 per month			OH1	TEFHG	39.18	172.34	149.27							
	Local Channel - Dedicated - DS3 Facility Termination per month			OH3	TEFHJ	469.44	438.46	256.30							
<b>LOCAL INTERCONNECTION MID-SPAN MEET</b>															
NOTE: If Access service ride Mid-Span Meet, one-half the tariffed service Local Channel rate is applicable.															
	Local Channel - Dedicated - DS1 per month			OH1MS	TEFHG	0.00	0.00								
	Local Channel - Dedicated - DS3 per month			OH3MS	TEFHJ	0.00	0.00								
<b>MULTIPLEXERS</b>															
	Channelization - DS1 to DS0 Channel System			OH1, OH1MS	SATN1	105.09	88.41	60.76							
	DS3 to DS1 Channel System per month			OH3, OH3MS	SATNS	201.48	172.99	91.25							
	DS3 Interface Unit (DS1 COC) per month			OH1, OH1MS	SATCO	11.78	6.39	4.58							
Notes: If no rate is identified in the contract, the rates, terms, and conditions for the specific service or function will be as set forth in applicable BellSouth tariff.															

LOCAL INTERCONNECTION - Mississippi										Attachment: 3		Exhibit: A	
CATEGORY	RATE ELEMENTS	Interim	Zone	BCS	USOC	RATES (\$)	Svc Order Submitted Elec per LSR	Svc Order Submitted Manually per LSR	Incremental Charge - Manual Svc Order vs. Electronic-1st	Incremental Charge - Manual Svc Order vs. Electronic-Add'l	Incremental Charge - Manual Svc Order vs. Electronic-Disc 1st	Incremental Charge - Manual Svc Order vs. Electronic-Disc Add'l	
													Rec
LOCAL INTERCONNECTION (CALL TRANSPORT AND TERMINATION)													
NOTE: "bk" beside a rate indicates that the Parties have agreed to bill and keep for that element pursuant to the terms and conditions in Attachment 3.													
<b>TANDEM SWITCHING</b>													
	Tandem Switching Function Per MOU			OHD		0.0005379bk							
	Multiple Tandem Switching, per MOU (applies to intial tandem only)			OHD		0.0005379							
	Tandem Intermediary Charge, per MOU*			OHD		0.0015							
* This charge is applicable only to transit traffic and is applied in addition to applicable switching and/or interconnection charges.													
<b>TRUNK CHARGE</b>													
	Installation Trunk Side Service - per DS0			OHD	TPP++		334.11	56.98					
	Dedicated End Office Trunk Port Service-per DS0**			OHD	TDE0P	0.00							
	Dedicated End Office Trunk Port Service-per DS1**			OH1 OH1MS	TDE1P	0.00							
	Dedicated Tandem Trunk Port Service-per DS0**			OHD	TDW0P	0.00							
	Dedicated Tandem Trunk Port Service-per DS1**			OH1 OH1MS	TDW1P	0.00							
** This rate element is recovered on a per MOU basis and is included in the End Office Switching and Tandem Switching, per MOU rate elements													
<b>COMMON TRANSPORT (Shared)</b>													
	Common Transport - Per Mile, Per MOU			OHD		0.0000026bk							
	Common Transport - Facilities Termination Per MOU			OHD		0.0004541bk							
<b>LOCAL INTERCONNECTION (DEDICATED TRANSPORT)</b>													
<b>INTEROFFICE CHANNEL - DEDICATED TRANSPORT</b>													
	Interoffice Channel - Dedicated Transport - 2-Wire Voice Grade - Per Mile per month			OHL, OHM	1L5NF	0.0098							
	Interoffice Channel - Dedicated Transport- 2- Wire Voice Grade - Facility Termination per month			OHL, OHM	1L5NF	22.52	40.77	27.57	17.26	7.11			
	Interoffice Channel - Dedicated Transport - 56 kbps - per mile per month			OHL, OHM	1L5NK	0.0098							
	Interoffice Channel - Dedicated Transport - 56 kbps - Facility Termination per month			OHL, OHM	1L5NK	15.68	40.78	27.57	17.26	7.11			
	Interoffice Channel - Dedicated Transport - 64 kbps - per mile per month			OHL, OHM	1L5NK	0.0098							
	Interoffice Channel - Dedicated Transport - 64 kbps - Facility Termination per month			OHL, OHM	1L5NK	15.68	40.78	27.57	17.26	7.11			
	Interoffice Channel - Dedicated Channel - DS1 - Per Mile per month			OH1, OH1MS	1L5NL	0.201							
	Interoffice Channel - Dedicated Tranport - DS1 - Facility Termination per month			OH1, OH1MS	1L5NL	57.33	89.79	82.28	16.86	14.90			
	Interoffice Channel - Dedicated Transport - DS3 - Per Mile per month			OH3, OH3MS	1L5NM	4.76							
	Interoffice Channel - Dedicated Transport - DS3 - Facility Termination per month			OH3, OH3MS	1L5NM	641.90	280.37	163.70	62.08	60.29			
<b>LOCAL CHANNEL - DEDICATED TRANSPORT</b>													
	Local Channel - Dedicated - 2-Wire Voice Grade per month			OHL, OHM	TEFV2	14.91	194.22	33.36	37.79	3.30			
	Local Channel - Dedicated - 4-Wire Voice Grade per month			OHL, OHM	TEFV4	15.99	194.66	33.80	38.27	3.78			
	Local Channel - Dedicated - DS1 per month			OH1	TEFHG	36.83	178.50	154.61	22.89	15.74			
	Local Channel - Dedicated - DS3 Facility Termination per month			OH3	TEFHJ	413.87	454.13	264.47	123.23	86.19			
<b>LOCAL INTERCONNECTION MID-SPAN MEET</b>													
NOTE: If Access service ride Mid-Span Meet, one-half the tariffed service Local Channel rate is applicable.													
	Local Channel - Dedicated - DS1 per month			OH1MS	TEFHG	0.00	0.00						
	Local Channel - Dedicated - DS3 per month			OH3MS	TEFHJ	0.00	0.00						
<b>MULTIPLEXERS</b>													
	Channelization - DS1 to DS0 Channel System			OH1, OH1MS	SATN1	102.85	91.57	62.94	10.87	10.10			
	DS3 to DS1 Channel System per month			OH3, OH3MS	SATNS	170.63	179.17	94.52	34.30	32.82			
	DS3 Interface Unit (DS1 COC) per month			OH1, OH1MS	SATCO	12.96	6.62	4.74					
Notes: If no rate is identified in the contract, the rates, terms, and conditions for the specific service or function will be as set forth in applicable BellSouth tariff.													

LOCAL INTERCONNECTION - North Carolina							Attachment: 3		Exhibit: A						
CATEGORY	RATE ELEMENTS	Interim	Zone	BCS	USOC	RATES (\$)	Svc Order Submitted Elec per LSR	Svc Order Submitted Manually per LSR	Incremental Charge - Manual Svc Order vs. Electronic-1st	Incremental Charge - Manual Svc Order vs. Electronic-Add'l	Incremental Charge - Manual Svc Order vs. Electronic-Disc 1st	Incremental Charge - Manual Svc Order vs. Electronic-Disc Add'l			
													Rec	Nonrecurring	
										SOMEc	SOMAN	SOMAN	SOMAN	SOMAN	SOMAN
<b>LOCAL INTERCONNECTION (CALL TRANSPORT AND TERMINATION)</b>															
NOTE: "bk" beside a rate indicates that the Parties have agreed to bill and keep for that element pursuant to the terms and conditions in Attachment 3.															
<b>TANDEM SWITCHING</b>															
	Tandem Switching Function Per MOU			OHD		0.0012000bk									
	Multiple Tandem Switching, per MOU (applies to intial tandem only)			OHD		0.0012									
	Tandem Intermediary Charge, per MOU*			OHD		0.0015									
* This charge is applicable only to transit traffic and is applied in addition to applicable switching and/or interconnection charges.															
<b>TRUNK CHARGE</b>															
	Installation Trunk Side Service - per DS0			OHD	TPP++		333.54	56.88							
	Dedicated End Office Trunk Port Service-per DS0**			OHD	TDE0P	0.00									
	Dedicated End Office Trunk Port Service-per DS1**			OH1 OH1MS	TDE1P	0.00									
	Dedicated Tandem Trunk Port Service-per DS0**			OHD	TDW0P	0.00									
	Dedicated Tandem Trunk Port Service-per DS1**			OH1 OH1MS	TDW1P	0.00									
** This rate element is recovered on a per MOU basis and is included in the End Office Switching and Tandem Switching, per MOU rate elements															
<b>COMMON TRANSPORT (Shared)</b>															
	Common Transport - Per Mile, Per MOU			OHD		0.0000100bk									
	Common Transport - Facilities Termination Per MOU			OHD		0.0003400bk									
<b>LOCAL INTERCONNECTION (DEDICATED TRANSPORT)</b>															
<b>INTEROFFICE CHANNEL - DEDICATED TRANSPORT</b>															
	Interoffice Channel - Dedicated Transport - 2-Wire Voice Grade - Per Mile per month			OHL, OHM	1L5NF	0.0282									
	Interoffice Channel - Dedicated Transport- 2- Wire Voice Grade - Facility Termination per month			OHL, OHM	1L5NF	18.00	137.48	52.58							
	Interoffice Channel - Dedicated Transport - 56 kbps - per mile per month			OHL, OHM	1L5NK	0.0282									
	Interoffice Channel - Dedicated Transport - 56 kbps - Facility Termination per month			OHL, OHM	1L5NK	17.40	137.48	52.58							
	Interoffice Channel - Dedicated Transport - 64 kbps - per mile per month			OHL, OHM	1L5NK	0.0282									
	Interoffice Channel - Dedicated Transport - 64 kbps - Facility Termination per month			OHL, OHM	1L5NK	17.40	137.48	52.58							
	Interoffice Channel - Dedicated Channel - DS1 - Per Mile per month			OH1, OH1MS	1L5NL	0.5753									
	Interoffice Channel - Dedicated Transport - DS1 - Facility Termination per month			OH1, OH1MS	1L5NL	71.29	217.17	163.75							
	Interoffice Channel - Dedicated Transport - DS3 - Per Mile per month			OH3, OH3MS	1L5NM	12.98									
	Interoffice Channel - Dedicated Transport - DS3 - Facility Termination per month			OH3, OH3MS	1L5NM	720.38	794.94	579.55							
<b>LOCAL CHANNEL - DEDICATED TRANSPORT</b>															
	Local Channel - Dedicated - 2-Wire Voice Grade per month			OHL, OHM	TEFV2	11.24	553.80	89.69							
	Local Channel - Dedicated - 4-Wire Voice Grade per month			OHL, OHM	TEFV4	12.03	562.23	92.67							
	Local Channel - Dedicated - DS1 per month			OH1	TEFHG	27.05	534.48	462.69							
	Local Channel - Dedicated - DS3 Facility Termination per month			OH3	TEFHJ	298.92	438.46	256.30							
<b>LOCAL INTERCONNECTION MID-SPAN MEET</b>															
NOTE: If Access service ride Mid-Span Meet, one-half the tariffed service Local Channel rate is applicable.															
	Local Channel - Dedicated - DS1 per month			OH1MS	TEFHG	0.00	0.00								
	Local Channel - Dedicated - DS3 per month			OH3MS	TEFHJ	0.00	0.00								
<b>MULTIPLEXERS</b>															
	Channelization - DS1 to DS0 Channel System			OH1, OH1MS	SATN1	146.69	197.78	140.06							
	DS3 to DS1 Channel System per month			OH3, OH3MS	SATNS	233.10	403.97	234.40							
	DS3 Interface Unit (DS1 COCJ) per month			OH1, OH1MS	SATCO	16.07	13.09	9.38							
Notes: If no rate is identified in the contract, the rates, terms, and conditions for the specific service or function will be as set forth in applicable BellSouth tariff.															

LOCAL INTERCONNECTION - South Carolina										Attachment: 3		Exhibit: A			
CATEGORY	RATE ELEMENTS	Interim	Zone	BCS	USOC	RATES (\$)	Svc Order Submitted Elec per LSR	Svc Order Submitted Manually per LSR	Incremental Charge - Manual Svc Order vs. Electronic-1st	Incremental Charge - Manual Svc Order vs. Electronic-Add'l	Incremental Charge - Manual Svc Order vs. Electronic-Disc 1st	Incremental Charge - Manual Svc Order vs. Electronic-Disc Add'l			
													Rec	Nonrecurring	
										SOMEc	SOMAN	SOMAN	SOMAN	SOMAN	SOMAN
<b>LOCAL INTERCONNECTION (CALL TRANSPORT AND TERMINATION)</b>															
NOTE: "bk" beside a rate indicates that the Parties have agreed to bill and keep for that element pursuant to the terms and conditions in Attachment 3.															
<b>TANDEM SWITCHING</b>															
	Tandem Switching Function Per MOU			OHD		0.0007360bk									
	Multiple Tandem Switching, per MOU (applies to intial tandem only)			OHD		0.000736									
	Tandem Intermediary Charge, per MOU*			OHD		0.0015									
* This charge is applicable only to transit traffic and is applied in addition to applicable switching and/or interconnection charges.															
<b>TRUNK CHARGE</b>															
	Installation Trunk Side Service - per DS0			OHD	TPP++		335.14	57.16							
	Dedicated End Office Trunk Port Service-per DS0**			OHD	TDE0P	0.00									
	Dedicated End Office Trunk Port Service-per DS1**			OH1 OH1MS	TDE1P	0.00									
	Dedicated Tandem Trunk Port Service-per DS0**			OHD	TDW0P	0.00									
	Dedicated Tandem Trunk Port Service-per DS1**			OH1 OH1MS	TDW1P	0.00									
** This rate element is recovered on a per MOU basis and is included in the End Office Switching and Tandem Switching, per MOU rate elements															
<b>COMMON TRANSPORT (Shared)</b>															
	Common Transport - Per Mile, Per MOU			OHD		0.0000045bk									
	Common Transport - Facilities Termination Per MOU			OHD		0.0004095bk									
<b>LOCAL INTERCONNECTION (DEDICATED TRANSPORT)</b>															
<b>INTEROFFICE CHANNEL - DEDICATED TRANSPORT</b>															
	Interoffice Channel - Dedicated Transport - 2-Wire Voice Grade - Per Mile per month			OHL, OHM	1L5NF	0.0167									
	Interoffice Channel - Dedicated Transport- 2- Wire Voice Grade - Facility Termination per month			OHL, OHM	1L5NF	24.30	40.63	27.47	16.77	6.91					
	Interoffice Channel - Dedicated Transport - 56 kbps - per mile per month			OHL, OHM	1L5NK	0.0167									
	Interoffice Channel - Dedicated Transport - 56 kbps - Facility Termination per month			OHL, OHM	1L5NK	16.76	40.63	27.47	16.77	6.91					
	Interoffice Channel - Dedicated Transport - 64 kbps - per mile per month			OHL, OHM	1L5NK	0.0167									
	Interoffice Channel - Dedicated Transport - 64 kbps - Facility Termination per month			OHL, OHM	1L5NK	16.76	40.63	27.47	16.77	6.91					
	Interoffice Channel - Dedicated Channel - DS1 - Per Mile per month			OH1, OH1MS	1L5NL	0.3415									
	Interoffice Channel - Dedicated Tranport - DS1 - Facility Termination per month			OH1, OH1MS	1L5NL	77.14	89.47	81.99	16.39	14.48					
	Interoffice Channel - Dedicated Transport - DS3 - Per Mile per month			OH3, OH3MS	1L5NM	8.02									
	Interoffice Channel - Dedicated Transport - DS3 - Facility Termination per month			OH3, OH3MS	1L5NM	880.65	279.37	163.12	60.33	58.59					
<b>LOCAL CHANNEL - DEDICATED TRANSPORT</b>															
	Local Channel - Dedicated - 2-Wire Voice Grade per month			OHL, OHM	TEFV2	15.33	193.53	33.24	36.72	3.21					
	Local Channel - Dedicated - 4-Wire Voice Grade per month			OHL, OHM	TEFV4	16.54	193.97	33.68	37.19	3.68					
	Local Channel - Dedicated - DS1 per month			OH1	TEFHG	42.62	177.87	154.06	22.24	15.30					
	Local Channel - Dedicated - DS3 Facility Termination per month			OH3	TEFHJ	446.00	452.52	264.53	119.75	83.77					
<b>LOCAL INTERCONNECTION MID-SPAN MEET</b>															
NOTE: If Access service ride Mid-Span Meet, one-half the tariffed service Local Channel rate is applicable.															
	Local Channel - Dedicated - DS1 per month			OH1MS	TEFHG	0.00	0.00								
	Local Channel - Dedicated - DS3 per month			OH3MS	TEFHJ	0.00	0.00								
<b>MULTIPLEXERS</b>															
	Channelization - DS1 to DS0 Channel System			OH1, OH1MS	SATN1	107.57	91.24	62.71	10.56	9.81					
	DS3 to DS1 Channel System per month			OH3, OH3MS	SATNS	144.02	178.54	94.18	33.33	31.90					
	DS3 Interface Unit (DS1 COC) per month			OH1, OH1MS	SATCO	8.64	6.59	4.73							
Notes: If no rate is identified in the contract, the rates, terms, and conditions for the specific service or function will be as set forth in applicable BellSouth tariff.															

LOCAL INTERCONNECTION - Tennessee										Attachment: 3		Exhibit: A			
CATEGORY	RATE ELEMENTS	Interim	Zone	BCS	USOC	RATES (\$)				Svc Order Submitted Elec per LSR	Svc Order Submitted Manually per LSR	Incremental Charge - Manual Svc Order vs. Electronic-1st	Incremental Charge - Manual Svc Order vs. Electronic-Add'l	Incremental Charge - Manual Svc Order vs. Electronic-Disc 1st	Incremental Charge - Manual Svc Order vs. Electronic-Disc Add'l
						Rec	Nonrecurring First	Add'l	Nonrecurring Disconnect First						
LOCAL INTERCONNECTION (CALL TRANSPORT AND TERMINATION)															
NOTE: "bk" beside a rate indicates that the Parties have agreed to bill and keep for that element pursuant to the terms and conditions in Attachment 3.															
<b>TANDEM SWITCHING</b>															
	Tandem Switching Function Per MOU			OHD		0.0009778bk									
	Multiple Tandem Switching, per MOU (applies to intial tandem only)			OHD		0.0009778									
	Tandem Intermediary Charge, per MOU*			OHD		0.0015									
* This charge is applicable only to transit traffic and is applied in addition to applicable switching and/or interconnection charges.															
<b>TRUNK CHARGE</b>															
	Installation Trunk Side Service - per DS0			OHD	TPP++		334.29	57.01							
	Dedicated End Office Trunk Port Service-per DS0**			OHD	TDE0P	0.00									
	Dedicated End Office Trunk Port Service-per DS1**			OH1 OH1MS	TDE1P	0.00									
	Dedicated Tandem Trunk Port Service-per DS0**			OHD	TDW0P	0.00									
	Dedicated Tandem Trunk Port Service-per DS1**			OH1 OH1MS	TDW1P	0.00									
** This rate element is recovered on a per MOU basis and is included in the End Office Switching and Tandem Switching, per MOU rate elements															
<b>COMMON TRANSPORT (Shared)</b>															
	Common Transport - Per Mile, Per MOU			OHD		0.0000064bk									
	Common Transport - Facilities Termination Per MOU			OHD		0.0003871bk									
<b>LOCAL INTERCONNECTION (DEDICATED TRANSPORT)</b>															
<b>INTEROFFICE CHANNEL - DEDICATED TRANSPORT</b>															
	Interoffice Channel - Dedicated Transport - 2-Wire Voice Grade - Per Mile per month			OHL, OHM	1L5NF	0.0174									
	Interoffice Channel - Dedicated Transport- 2- Wire Voice Grade - Facility Termination per month			OHL, OHM	1L5NF	18.58	55.39	17.37	27.96	3.51					
	Interoffice Channel - Dedicated Transport - 56 kbps - per mile per month			OHL, OHM	1L5NK	0.0174									
	Interoffice Channel - Dedicated Transport - 56 kbps - Facility Termination per month			OHL, OHM	1L5NK	17.98	55.39	17.37	27.96	3.51					
	Interoffice Channel - Dedicated Transport - 64 kbps - per mile per month			OHL, OHM	1L5NK	0.0174									
	Interoffice Channel - Dedicated Transport - 64 kbps - Facility Termination per month			OHL, OHM	1L5NK	17.98	55.39	17.37	27.96	3.51					
	Interoffice Channel - Dedicated Channel - DS1 - Per Mile per month			OH1, OH1MS	1L5NL	0.3562									
	Interoffice Channel - Dedicated Tranport - DS1 - Facility Termination per month			OH1, OH1MS	1L5NL	77.86	112.40	76.27	19.55	14.99					
	Interoffice Channel - Dedicated Transport - DS3 - Per Mile per month			OH3, OH3MS	1L5NM	2.34									
	Interoffice Channel - Dedicated Transport - DS3 - Facility Termination per month			OH3, OH3MS	1L5NM	848.99	395.29	176.56	109.04	105.91					
<b>LOCAL CHANNEL - DEDICATED TRANSPORT</b>															
	Local Channel - Dedicated - 2-Wire Voice Grade per month			OHL, OHM	TEFV2	19.43	199.33	24.16	54.81	4.80					
	Local Channel - Dedicated - 4-Wire Voice Grade per month			OHL, OHM	TEFV4	20.56	201.53	24.83	55.52	5.51					
	Local Channel - Dedicated - DS1 per month			OH1	TEFHG	40.99	277.35	233.26	33.18	22.30					
	Local Channel - Dedicated - DS3 Facility Termination per month			OH3	TEFHJ	611.30	595.37	304.50	215.82	151.15					
<b>LOCAL INTERCONNECTION MID-SPAN MEET</b>															
NOTE: If Access service ride Mid-Span Meet, one-half the tariffed service Local Channel rate is applicable.															
	Local Channel - Dedicated - DS1 per month			OH1MS	TEFHG	0.00	0.00								
	Local Channel - Dedicated - DS3 per month			OH3MS	TEFHJ	0.00	0.00								
<b>MULTIPLEXERS</b>															
	Channelization - DS1 to DS0 Channel System			OH1, OH1MS	SATN1	80.77	141.87	77.11	44.47	42.62					
	DS3 to DS1 Channel System per month			OH3, OH3MS	SATNS	222.98	308.03	108.47	6.34	4.23					
	DS3 Interface Unit (DS1 COC) per month			OH1, OH1MS	SATCO	17.58	6.07	4.66							
Notes: If no rate is identified in the contract, the rates, terms, and conditions for the specific service or function will be as set forth in applicable BellSouth tariff.															

**Attachment 4**  
**Physical Collocation**

**BELLSOUTH**  
**PHYSICAL COLLOCATION**

**1. Scope of Attachment**

1.1 The rates, terms, and conditions contained within this Attachment shall only apply when South Georgia Pre-Paid is physically collocated as a sole occupant or as a Host within a Premises location pursuant to this Attachment. BellSouth Premises include BellSouth Central Offices and Serving Wire Centers (hereinafter “Premises”). This Attachment is applicable to Premises owned or leased by BellSouth. However, if the Premises occupied by BellSouth is leased by BellSouth from a third party, special considerations and intervals may apply in addition to the terms and conditions of this Attachment.

1.2 Right to Occupy. BellSouth shall offer to South Georgia Pre-Paid collocation on rates, terms, and conditions that are just, reasonable, non-discriminatory and consistent with the rules of the Federal Communications Commission (“FCC”). Subject to the rates, terms and conditions of this Attachment, where space is available and it is technically feasible, BellSouth will allow South Georgia Pre-Paid to occupy that certain area designated by BellSouth within a BellSouth Premises, or on BellSouth property upon which the BellSouth Premises is located, of a size which is specified by South Georgia Pre-Paid and agreed to by BellSouth (hereinafter “Collocation Space”). The necessary rates, terms and conditions for BellSouth locations other than BellSouth Premises shall be negotiated upon request for collocation at such location(s).

1.2.1 Neither BellSouth nor any of BellSouth’s affiliates may reserve space for future use on more preferential terms than those set forth below.

1.2.1.1 In all states other than Florida, the size specified by South Georgia Pre-Paid may contemplate a request for space sufficient to accommodate South Georgia Pre-Paid’s growth within a two-year period.

1.2.1.2 In the state of Florida, the size specified by South Georgia Pre-Paid may contemplate a request for space sufficient to accommodate South Georgia Pre-Paid’s growth within an eighteen (18) month period.

1.3 Space Allocation. BellSouth shall attempt to accommodate South Georgia Pre-Paid’s requested preferences if any. In allocating Collocation Space, BellSouth shall not materially increase South Georgia Pre-Paid’s cost or materially delay South Georgia Pre-Paid’s occupation and use of the Collocation Space, assign Collocation Space that will impair the quality of service or otherwise limit the service South Georgia Pre-Paid wishes to offer, reduce unreasonably the total space available for physical collocation or preclude unreasonable physical collocation within the Premises. Space shall not be available for collocation if it is: (a) physically occupied by non-obsolete equipment; (b) assigned to another collocated telecommunications carrier; (c) used to provide



- physical access to occupied space; (d) used to enable technicians to work on equipment located within occupied space; (e) properly reserved for future use, either by BellSouth or by another collocated telecommunications carrier; or (f) essential for the administration and proper functioning of BellSouth's Premises. BellSouth may segregate Collocation Space and require separate entrances in accordance with FCC Rules.
- 1.4 Space Reclamation. In the event of space exhaust within a Premises, BellSouth may include in its documentation for the Petition for Waiver filing any unutilized space in the Premises. South Georgia Pre-Paid will be responsible for any justification of unutilized space within its space, if the Commission requires such justification.
- 1.5 Use of Space. South Georgia Pre-Paid shall use the Collocation Space for the purposes of installing, maintaining and operating South Georgia Pre-Paid's equipment (to include testing and monitoring equipment) necessary for interconnection with BellSouth services and facilities or for accessing BellSouth unbundled network elements for the provision of telecommunications services, as specifically set forth in this Agreement. The Collocation Space may be used for no other purposes except as specifically described herein or in any amendment hereto.
- 1.6 Rates and Charges. South Georgia Pre-Paid agrees to pay the rates and charges identified in Exhibit B attached hereto.
- 1.7 If any due date contained in this Attachment falls on a weekend or National holiday, then the due date will be the next business day thereafter. For intervals of ten (10) calendar days or less National holidays will be excluded.
- 1.8 The Parties agree to comply with all applicable federal, state, county, local and administrative laws, rules, ordinances, regulations and codes in the performance of their obligations hereunder.
- 2. Space Availability Report**
- 2.1 Space Availability Report. Upon request from South Georgia Pre-Paid, BellSouth will provide a written report ("Space Availability Report") describing in detail the space that is available for collocation and specifying the amount of Collocation Space available at the Premises requested, the number of collocators present at the Premises, any modifications in the use of the space since the last report on the Premises requested and the measures BellSouth is taking to make additional space available for collocation arrangements. A Space Availability Report does not reserve space at the Premises.
- 2.1.1 The request from South Georgia Pre-Paid for a Space Availability Report must be written and must include the Premises street address, as identified in the Local Exchange Routing Guide ("LERG"), and Common Language Location Identification

("CLLI") code of the Premises. CLLI code information is located in the National Exchange Carrier Association ("NECA") Tariff FCC No. 4.

- 2.1.2 BellSouth will respond to a request for a Space Availability Report for a particular Premises within ten (10) calendar days of receipt of such request. BellSouth will make best efforts to respond in ten (10) calendar days to such a request when the request includes from two (2) to five (5) Premises within the same state. The response time for requests of more than five (5) Premises shall be negotiated between the Parties. If BellSouth cannot meet the ten (10) calendar day response time, BellSouth shall notify South Georgia Pre-Paid and inform South Georgia Pre-Paid of the time frame under which it can respond.

### **3. Collocation Options**

- 3.1 Cageless. BellSouth shall allow South Georgia Pre-Paid to collocate South Georgia Pre-Paid's equipment and facilities without requiring the construction of a cage or similar structure. BellSouth shall allow South Georgia Pre-Paid to have direct access to South Georgia Pre-Paid's equipment and facilities in accordance with Section 5.9. BellSouth shall make cageless collocation available in single bay increments. Except where South Georgia Pre-Paid's equipment requires special technical considerations (e.g., special cable racking or isolated ground plane), BellSouth shall assign cageless Collocation Space in conventional equipment rack lineups where feasible. For equipment requiring special technical considerations, South Georgia Pre-Paid must provide the equipment layout, including spatial dimensions for such equipment pursuant to generic requirements contained in Telcordia GR-63-Core, and shall be responsible for compliance with all special technical requirements associated with such equipment.
- 3.2 Caged. At South Georgia Pre-Paid's expense, South Georgia Pre-Paid may arrange with a Supplier certified by BellSouth ("BellSouth Certified Supplier") to construct a collocation arrangement enclosure in accordance with BellSouth's Technical References (TR) ("Specifications") prior to starting equipment installation. BellSouth will provide Specifications upon request. Where local building codes require enclosure specifications more stringent than BellSouth's enclosure Specifications, South Georgia Pre-Paid and South Georgia Pre-Paid's BellSouth Certified Supplier must comply with the more stringent local building code requirements. South Georgia Pre-Paid's BellSouth Certified Supplier shall be responsible for filing and receiving any and all necessary permits and/or licenses for such construction. BellSouth shall cooperate with South Georgia Pre-Paid and provide, at South Georgia Pre-Paid's expense, the documentation, including existing building architectural drawings, enclosure drawings, and Specifications required and necessary for South Georgia Pre-Paid's BellSouth Certified Supplier to obtain the zoning, permits and/or other licenses. South Georgia Pre-Paid's BellSouth Certified Supplier shall bill South Georgia Pre-Paid directly for all work performed for South Georgia Pre-Paid pursuant to this Attachment and BellSouth shall have no liability for nor responsibility to pay such

- charges imposed by South Georgia Pre-Paid's BellSouth Certified Supplier. South Georgia Pre-Paid must provide the local BellSouth building contact with two Access Keys used to enter the locked enclosure. Except in case of emergency, BellSouth will not access South Georgia Pre-Paid's locked enclosure prior to notifying South Georgia Pre-Paid at least forty-eight (48) hours or two (2) business days, whichever is greater, before access to the Collocation Space is required. Upon request, BellSouth shall construct the enclosure for South Georgia Pre-Paid.
- 3.2.1 BellSouth may elect to review South Georgia Pre-Paid's plans and specifications prior to allowing construction to start to ensure compliance with BellSouth's Specifications. Notification to South Georgia Pre-Paid indicating BellSouth's desire to execute this review will be provided in BellSouth's response to the Initial Application, if South Georgia Pre-Paid has indicated its desire to construct its own enclosure. If South Georgia Pre-Paid's Initial Application does not indicate its desire to construct its own enclosure, but its subsequent firm order does indicate its desire to construct its own enclosure, then notification to review will be given within ten (10) calendar days after the Firm Order date. BellSouth shall complete its review within fifteen (15) calendar days after the receipt of the plans and specifications. Regardless of whether or not BellSouth elects to review South Georgia Pre-Paid's plans and specifications, BellSouth reserves the right to inspect the enclosure after construction to make sure it is constructed according to the submitted plans and specifications and/or BellSouth's Specifications, as applicable. If BellSouth decides to inspect, BellSouth will complete its inspection within fifteen (15) calendar days after receipt of written notification of completion of the enclosure from South Georgia Pre-Paid. BellSouth shall require South Georgia Pre-Paid to remove or correct within seven (7) calendar days at South Georgia Pre-Paid's expense any structure that does not meet these plans and specifications or, where applicable, BellSouth's Specifications.
- 3.3 Shared Caged Collocation. South Georgia Pre-Paid may allow other telecommunications carriers to share South Georgia Pre-Paid's caged collocation arrangement pursuant to terms and conditions agreed to by South Georgia Pre-Paid ("Host") and other telecommunications carriers ("Guests") and pursuant to this Section, except where the BellSouth Premises is located within a leased space and BellSouth is prohibited by said lease from offering such an option. South Georgia Pre-Paid shall notify BellSouth in writing upon execution of any agreement between the Host and its Guest within ten (10) calendar days of its execution and prior to any Firm Order. Further, such notice shall include the name of the Guest(s) and the term of the agreement, and shall contain a certification by South Georgia Pre-Paid that said agreement imposes upon the Guest(s) the same terms and conditions for Collocation Space as set forth in this Attachment between BellSouth and South Georgia Pre-Paid.
- 3.3.1 South Georgia Pre-Paid, as the Host, shall be the sole interface and responsible Party to BellSouth for the assessment and billing of rates and charges contained within this Attachment and for the purposes of ensuring that the safety and security requirements of this Attachment are fully complied with by the Guest(s), its employees and agents. BellSouth shall provide South Georgia Pre-Paid with a proration of the costs of the

- Collocation Space based on the number of collocators and the space used by each with a minimum charge of one (1) bay/rack per Host/Guest. In all states other than Florida, and in addition to the foregoing, South Georgia Pre-Paid shall be the responsible party to BellSouth for the purpose of submitting applications for initial and additional equipment placement for the Guest. In Florida the Guest may directly submit initial and additional equipment placement applications using the Host's access carrier name abbreviation (ACNA). A separate Guest application shall require the assessment of an Initial or Subsequent Application Fee, as set forth in Exhibit B, which will be billed to the Host on the date that BellSouth provides its written response ("Application Response").
- 3.3.2 Notwithstanding the foregoing, the Guest may arrange directly with BellSouth for the provision of the interconnecting facilities between BellSouth and the Guest and for the provision of the services and access to unbundled network elements. The bill for these interconnecting facilities, services and access to UNEs will be charged to the Guest pursuant to the applicable tariff or the Guest's Interconnection Agreement with BellSouth.
- 3.3.3 South Georgia Pre-Paid shall indemnify and hold harmless BellSouth from any and all claims, actions, causes of action, of whatever kind or nature arising out of the presence of South Georgia Pre-Paid's Guests in the Collocation Space except to the extent caused by BellSouth's sole negligence, gross negligence, or willful misconduct.
- 3.4 Adjacent Collocation. Subject to technical feasibility and space availability, BellSouth will permit adjacent collocation arrangements ("Adjacent Arrangement") on the Premises' property when space within the Premises is legitimately exhausted, where the Adjacent Arrangement does not interfere with access to existing or planned structures or facilities on the Premises property. The Adjacent Arrangement shall be constructed or procured by South Georgia Pre-Paid and in conformance with BellSouth's design and construction Specifications. Further, South Georgia Pre-Paid shall construct, procure, maintain and operate said Adjacent Arrangement(s) pursuant to all of the rates, terms and conditions set forth in this Attachment.
- 3.4.1 Should South Georgia Pre-Paid elect Adjacent Collocation, South Georgia Pre-Paid must arrange with a BellSouth Certified Supplier to construct an Adjacent Arrangement structure in accordance with BellSouth's Specifications. BellSouth will provide Specifications upon request. Where local building codes require enclosure specifications more stringent than BellSouth's Specifications, South Georgia Pre-Paid and South Georgia Pre-Paid's BellSouth Certified Supplier must comply with the more stringent local building code requirements. South Georgia Pre-Paid's BellSouth Certified Supplier shall be responsible for filing and receiving any and all necessary zoning, permits and/or licenses for such construction. South Georgia Pre-Paid's BellSouth Certified Supplier shall bill South Georgia Pre-Paid directly for all work performed for South Georgia Pre-Paid pursuant to this Attachment and BellSouth shall have no liability for nor responsibility to pay such charges imposed by South Georgia Pre-Paid's BellSouth Certified Supplier. South Georgia Pre-Paid must

- provide the local BellSouth building contact with two cards, keys or other access device used to enter the locked enclosure. Except in cases of emergency, BellSouth will not access South Georgia Pre-Paid's locked enclosure prior to notifying South Georgia Pre-Paid at least forty-eight (48) hours or two (2) business days, whichever is greater, before access to the Collocation Space is required.
- 3.4.2 South Georgia Pre-Paid must submit its plans and specifications to BellSouth with its Firm Order. BellSouth shall review South Georgia Pre-Paid's plans and specifications prior to construction of an Adjacent Arrangement(s) to ensure compliance with BellSouth's Specifications. BellSouth shall complete its review within fifteen (15) calendar days after receipt of the plans and specifications. BellSouth may inspect the Adjacent Arrangement during and after construction to confirm it is constructed according to the submitted plans and specifications. If BellSouth decides to inspect, BellSouth will complete its inspection within fifteen (15) calendar days after receipt of written notification of completion of the enclosure from South Georgia Pre-Paid. BellSouth shall require South Georgia Pre-Paid to remove or correct within seven (7) calendar days at South Georgia Pre-Paid's expense any structure that does not meet these plans and specifications or, where applicable, BellSouth's Specifications.
- 3.4.3 South Georgia Pre-Paid shall provide a concrete pad, the structure housing the arrangement, heating/ventilation/air conditioning ("HVAC"), lighting, and all facilities that connect the structure (i.e. racking, conduits, etc.) to the BellSouth point of demarcation. At South Georgia Pre-Paid's option, and where the local authority having jurisdiction permits, BellSouth shall provide an AC power source and access to physical collocation services and facilities subject to the same nondiscriminatory requirements as applicable to any other physical collocation arrangement. In Alabama and Louisiana, BellSouth will provide DC power to Adjacent Collocation sites where technically feasible, as that term has been defined by the FCC, and subject to individual case basis pricing. South Georgia Pre-Paid's BellSouth Certified Supplier shall be responsible, at South Georgia Pre-Paid's expense, for filing and receiving any and all necessary zoning, permits and/or licenses for such arrangement. BellSouth shall allow Shared Caged Collocation within an Adjacent Arrangement pursuant to the terms and conditions set forth herein.
- 3.5 Co-Carrier Cross Connect (CCXC). The primary purpose of collocation is for a collocated telecommunications carrier to interconnect with BellSouth's network or to access BellSouth's unbundled network elements for the provision of telecommunications services within a BellSouth Premises. BellSouth will permit South Georgia Pre-Paid to interconnect between its virtual or physical collocation arrangements and those of another collocated telecommunications carrier within the same Premises. Both South Georgia Pre-Paid's agreement and the other collocated telecommunications carrier's agreement must contain rates, terms and conditions for CCXC language. At no point in time shall South Georgia Pre-Paid use the Collocation Space for the sole or primary purpose of cross connecting to other collocated telecommunications carriers.

- 3.5.1 South Georgia Pre-Paid must use a BellSouth Certified Supplier to place the CCXC. The CCXC shall be provisioned through facilities owned by South Georgia Pre-Paid. Such connections to other collocated telecommunications carriers may be made using either optical or electrical facilities. In cases where South Georgia Pre-Paid's equipment and the equipment of the other collocated telecommunications carrier are located in contiguous caged Collocation Spaces, South Georgia Pre-Paid will have the option of using South Georgia Pre-Paid's own technicians to deploy co-carrier cross connects using either electrical or optical facilities between the sets of equipment and construct its own dedicated cable support structure. South Georgia Pre-Paid shall deploy such optical or electrical connections directly between its own facilities and the facilities of other collocated telecommunications carriers without being routed through BellSouth equipment. South Georgia Pre-Paid shall not provision CCXC on any BellSouth distribution frame, POT (Point of Termination) Bay, DSX (Digital System Cross-connect) or LGX (Light Guide Cross-connect). South Georgia Pre-Paid is responsible for ensuring the integrity of the signal.
- 3.5.2 South Georgia Pre-Paid shall be responsible for providing a letter of authorization ("LOA") to BellSouth from the other collocated telecommunications carrier simultaneously with submitting the application. South Georgia Pre-Paid-provisioned CCXC shall utilize common cable support structure. There will be a recurring charge per linear foot, per cable, of common cable support structure used. In the case of two contiguous caged collocation arrangements, South Georgia Pre-Paid will have the option of using South Georgia Pre-Paid's own technicians to construct its own dedicated support structure.
- 3.5.3 To order CCXCs, South Georgia Pre-Paid must submit an Initial Application or Subsequent Application. If no modification to the Collocation Space is requested other than the placement of CCXCs, the Subsequent Application Fee for CCXCs, as defined in Exhibit B, will apply. If modifications in addition to the placement of CCXCs are requested, the Initial Application or Subsequent Application Fee will apply. This nonrecurring fee will be billed by BellSouth on the date that BellSouth provides an Application Response.

#### **4. Occupancy**

- 4.1 Occupancy. BellSouth will notify South Georgia Pre-Paid in writing that the Collocation Space is ready for occupancy ("Space Ready Date"). South Georgia Pre-Paid will schedule and complete an acceptance walkthrough of each Collocation Space with BellSouth within fifteen (15) calendar days of BellSouth's notifying South Georgia Pre-Paid that the Collocation Space is ready for occupancy. BellSouth will correct any deviations to South Georgia Pre-Paid's original or jointly amended requirements within seven (7) calendar days after the walkthrough, unless the Parties jointly agree upon a different time frame, and BellSouth shall establish a new Space Ready Date. Another acceptance walkthrough will then be scheduled and conducted within fifteen (15) calendar days of the new Space Ready Date. This follow-up acceptance walkthrough will be limited to those items identified in the initial

- walkthrough. If South Georgia Pre-Paid has met the fifteen (15) calendar day interval(s), billing will begin upon the date of South Georgia Pre-Paid's acceptance of the Collocation Space ("Space Acceptance Date"). In the event that South Georgia Pre-Paid fails to complete an acceptance walkthrough within this fifteen (15) calendar day interval, the Collocation Space shall be deemed accepted by South Georgia Pre-Paid on the Space Ready Date and billing will commence from that date. If South Georgia Pre-Paid decides to occupy the space prior to the Space Ready Date, the date South Georgia Pre-Paid occupies the space becomes the new Space Acceptance Date and billing begins from that date. South Georgia Pre-Paid must notify BellSouth in writing that collocation equipment installation is complete and is operational with BellSouth's network. BellSouth may, at its option, not accept orders for cross connects until receipt of such notice. For purposes of this paragraph, South Georgia Pre-Paid's telecommunications equipment will be deemed operational when cross-connected to BellSouth's network for the purpose of service provisioning.
- 4.2 Termination of Occupancy. In addition to any other provisions addressing termination of occupancy in this Agreement, South Georgia Pre-Paid may terminate occupancy in a particular Collocation Space by submitting a Subsequent Application requesting termination of occupancy; such termination shall be effective upon BellSouth's acceptance of the Space Relinquishment Form. Billing for monthly recurring charges will cease on the date South Georgia Pre-Paid and BellSouth conduct an inspection of the terminated space and jointly sign off on the Space Relinquishment Form or on the date that South Georgia Pre-Paid signs off on the Space Relinquishment Form and sends the form to BellSouth if a subsequent inspection of the terminated space by BellSouth reveals no discrepancies. If the subsequent inspection by BellSouth reveals discrepancies, billing will cease on the date that BellSouth and South Georgia Pre-Paid jointly conduct an inspection which confirms that South Georgia Pre-Paid has corrected the discrepancies. A Subsequent Application Fee will not apply for termination of occupancy. BellSouth may terminate South Georgia Pre-Paid's right to occupy the Collocation Space in the event South Georgia Pre-Paid fails to comply with any provision of this Agreement including the payment of applicable fees.
- 4.2.1 Upon termination of occupancy, South Georgia Pre-Paid at its expense shall remove its equipment and other property from the Collocation Space. South Georgia Pre-Paid shall have thirty (30) calendar days from the Bona Fide Firm Order ("BFFO") Subsequent Application date ("Termination Date") to complete such removal, including the removal of all equipment and facilities of South Georgia Pre-Paid's Guest(s), unless South Georgia Pre-Paid's Guest(s) has assumed responsibility for the Collocation Space housing the Guest(s)'s equipment and executed the documentation required by BellSouth prior to such removal date. South Georgia Pre-Paid shall continue payment of monthly fees to BellSouth until such date as South Georgia Pre-Paid, and if applicable South Georgia Pre-Paid's Guest(s), has fully vacated the Collocation Space and the Space Relinquishment Form has been accepted by BellSouth. Should South Georgia Pre-Paid or South Georgia Pre-Paid's Guest(s) fail to vacate the Collocation Space within thirty (30) calendar days from the Termination Date, BellSouth shall have the right to remove the equipment and dispose of the

equipment and other property of South Georgia Pre-Paid or South Georgia Pre-Paid's Guest(s), in any manner that BellSouth deems fit, at South Georgia Pre-Paid's expense and with no liability whatsoever for South Georgia Pre-Paid's property or South Georgia Pre-Paid's Guest(s)'s property. Upon termination of South Georgia Pre-Paid's right to occupy Collocation Space, the Collocation Space will revert back to BellSouth, and South Georgia Pre-Paid shall surrender such Collocation Space to BellSouth in the same condition as when first occupied by South Georgia Pre-Paid except for ordinary wear and tear, unless otherwise agreed to by the Parties. South Georgia Pre-Paid's BellSouth Certified Supplier shall be responsible for updating and making any necessary changes to BellSouth's records as required by BellSouth's Specifications including, but not limited to, Central Office Record Drawings and ERMA Records. South Georgia Pre-Paid shall be responsible for the cost of removing any South Georgia Pre-Paid constructed enclosure, together with all support structures (e.g., racking, conduits, or power cables), at the termination of occupancy and restoring the grounds to their original condition.

## **5. Use of Collocation Space**

- 5.1 **Equipment Type.** BellSouth permits the collocation of any type of equipment necessary for interconnection to BellSouth's network or for access to BellSouth's unbundled network elements in the provision of telecommunications services, as the term "necessary" is defined by FCC 47 C.F.R. Section 51.323 (b). The primary purpose and function of any equipment collocated in a Premises must be for interconnection to BellSouth's network or for access to BellSouth's unbundled network elements in the provision of telecommunications services.
- 5.1.1 Examples of equipment that would not be considered necessary include but are not limited to: traditional circuit switching equipment, equipment used exclusively for call-related databases, computer servers used exclusively for providing information services, operations support system (OSS) equipment used to support collocated telecommunications carrier network operations, equipment that generates customer orders, manages trouble tickets or inventory, or stores customer records in centralized databases, etc. BellSouth will determine upon receipt of an application if the requested equipment is necessary based on the criteria established by the FCC. Multifunctional equipment placed on BellSouth's Premises must not place any greater relative burden on BellSouth's property than comparable single-function equipment. BellSouth reserves the right to permit collocation of any equipment on a nondiscriminatory basis.
- 5.1.2 Such equipment must, at a minimum, meet the following Telcordia Network Equipment Building Systems (NEBS) General Equipment Requirements: Criteria Level 1 requirements as outlined in the Telcordia Special Report SR-3580, Issue 1. Except where otherwise required by a Commission, BellSouth shall comply with the applicable FCC rules relating to denial of collocation based on South Georgia Pre-Paid's failure to comply with this Section.



- 5.1.3 South Georgia Pre-Paid shall not request more DS0, DS1, DS3 and optical terminations for a collocation arrangement than the total port or termination capacity of the equipment physically installed in the arrangement. The total capacity of the equipment collocated in the arrangement will include equipment contained in the application in question as well as equipment already placed in the arrangement. If full network termination capacity of the equipment being installed is not requested in the application, additional network terminations for the installed equipment will require the submission of another application. In the event that South Georgia Pre-Paid submits an application for terminations that exceed the total capacity of the collocated equipment, South Georgia Pre-Paid will be informed of the discrepancy and will be required to submit a revision to the application.
- 5.2 South Georgia Pre-Paid shall identify to BellSouth whenever South Georgia Pre-Paid submits a Method of Procedure (“MOP”) adding equipment to South Georgia Pre-Paid’s Collocation Space, all UCC-1 lien holders or other entities that have a financial interest, secured and otherwise, in the equipment in South Georgia Pre-Paid’s Collocation Space. South Georgia Pre-Paid shall submit a copy of the list of any lien holders or other entities that have a financial interest to South Georgia Pre-Paid’s ATCC Representative.
- 5.3 South Georgia Pre-Paid shall not use the Collocation Space for marketing purposes nor shall it place any identifying signs or markings outside the Collocation Space or on the grounds of the Premises.
- 5.4 South Georgia Pre-Paid shall place a plaque or other identification affixed to South Georgia Pre-Paid’s equipment necessary to identify South Georgia Pre-Paid’s equipment, including a list of emergency contacts with telephone numbers.
- 5.5 Entrance Facilities. South Georgia Pre-Paid may elect to place South Georgia Pre-Paid-owned or South Georgia Pre-Paid-leased fiber entrance facilities into the Collocation Space. BellSouth will designate the point of interconnection in close proximity to the Premises building housing the Collocation Space, such as an entrance manhole or a cable vault, which are physically accessible by both Parties. South Georgia Pre-Paid will provide and place fiber cable at the point of entrance of sufficient length to be pulled through conduit and into the splice location. South Georgia Pre-Paid will provide and install a sufficient length of fire retardant riser cable, to which the entrance cable will be spliced by BellSouth, which will extend from the splice location to South Georgia Pre-Paid’s equipment in the Collocation Space. In the event South Georgia Pre-Paid utilizes a non-metallic, riser-type entrance facility, a splice will not be required. South Georgia Pre-Paid must contact BellSouth for instructions prior to placing the entrance facility cable in the manhole. South Georgia Pre-Paid is responsible for maintenance of the entrance facilities. At South Georgia Pre-Paid’s option BellSouth will accommodate where technically feasible a microwave entrance facility pursuant to separately negotiated terms and conditions. In the case of adjacent collocation, unless BellSouth determines that limited space is available for the

- entrance facilities, copper facilities may be used between the adjacent collocation arrangement and the central office demarcation point.
- 5.5.1 Dual Entrance. BellSouth will provide at least two interconnection points at each Premises where there are at least two such interconnection points available and where capacity exists. Upon receipt of a request for physical collocation under this Attachment, BellSouth shall provide South Georgia Pre-Paid with information regarding BellSouth's capacity to accommodate dual entrance facilities. If conduit in the serving manhole(s) is available and is not reserved for another purpose for utilization within twelve (12) months of the receipt of an application for collocation, BellSouth will make the requested conduit space available for installing a second entrance facility to South Georgia Pre-Paid's arrangement. The location of the serving manhole(s) will be determined at the sole discretion of BellSouth. Where dual entrance is not available due to lack of capacity, BellSouth will so state in the Application Response.
- 5.5.2 Shared Use. South Georgia Pre-Paid may utilize spare capacity on an existing interconnector entrance facility for the purpose of providing an entrance facility to South Georgia Pre-Paid's collocation arrangement within the same BellSouth Premises. BellSouth shall allow the splice, provided that the fiber is non-working fiber. South Georgia Pre-Paid must arrange with BellSouth in accordance with BellSouth's Special Construction Procedures, RL93-11-030BT, and provide a LOA from the other telecommunications carrier for BellSouth to splice the South Georgia Pre-Paid provided riser cable to the spare capacity on the entrance facility. If South Georgia Pre-Paid desires to allow another telecommunications carrier to use its entrance facilities that telecommunications carrier must arrange with BellSouth in accordance with BellSouth's Special Construction Procedures, RL93-11-030BT, and provide a LOA from South Georgia Pre-Paid for BellSouth to splice that telecommunications carrier's provided riser cable to the spare capacity on South Georgia Pre-Paid's entrance facility.
- 5.6 Demarcation Point. BellSouth will designate the point(s) of demarcation between South Georgia Pre-Paid's equipment and/or network and BellSouth's network. Each Party will be responsible for maintenance and operation of all equipment/facilities on its side of the demarcation point. For 2-wire and 4-wire connections to BellSouth's network, the demarcation point shall be a common block on the BellSouth designated conventional distributing frame (CDF). South Georgia Pre-Paid shall be responsible for providing, and South Georgia Pre-Paid's BellSouth Certified Supplier shall be responsible for installing and properly labeling/stenciling the common block and necessary cabling pursuant to Section 7. For all other terminations BellSouth shall designate a demarcation point on a per arrangement basis. South Georgia Pre-Paid or its agent must perform all required maintenance to equipment/facilities on its side of the demarcation point, pursuant to Section 5.7, following, and may self-provision cross-connects that may be required within the Collocation Space to activate service requests.

- 5.6.1 In Tennessee, BellSouth will designate the point(s) of demarcation between South Georgia Pre-Paid's equipment and/or network and BellSouth's network. Each Party will be responsible for maintenance and operation of all equipment/facilities on its side of the demarcation point. For connections to BellSouth's network, the demarcation point shall be a South Georgia Pre-Paid-provided Point of Termination Bay (POT Bay) in a common area within the Premises. South Georgia Pre-Paid shall be responsible for providing, and South Georgia Pre-Paid's BellSouth Certified Supplier shall be responsible for installing and properly labeling/stenciling the POT Bay as well as installing the necessary cabling between South Georgia Pre-Paid's Collocation Space and the demarcation point. South Georgia Pre-Paid or its agent must perform all required maintenance to equipment/facilities on its side of the demarcation point, pursuant to Section 5.7, following, and may self-provision cross-connects that may be required within the Collocation Space to activate service requests. BellSouth will negotiate alternative rates, terms and conditions related to the demarcation point in Tennessee in the event that South Georgia Pre-Paid desires to avoid the use of an intermediary device as contemplated by the Tennessee Regulatory Authority.
- 5.7 South Georgia Pre-Paid's Equipment and Facilities. South Georgia Pre-Paid, or if required by this Attachment, South Georgia Pre-Paid's BellSouth Certified Supplier, is solely responsible for the design, engineering, installation, testing, provisioning, performance, monitoring, maintenance and repair of the equipment and facilities used by South Georgia Pre-Paid which must be performed in compliance with all applicable BellSouth Specifications. Such equipment and facilities may include but are not limited to cable(s), equipment, and point of termination connections. South Georgia Pre-Paid and its selected BellSouth Certified Supplier must follow and comply with all BellSouth requirements outlined in BellSouth's TR 73503, TR 73519, TR 73572, and TR 73564.
- 5.8 BellSouth's Access to Collocation Space. From time to time BellSouth may require access to the Collocation Space. BellSouth retains the right to access such space for the purpose of making BellSouth equipment and building modifications (e.g., running, altering or removing racking, ducts, electrical wiring, HVAC, and cables). BellSouth will give notice to South Georgia Pre-Paid at least forty-eight (48) hours before access to the Collocation Space is required. South Georgia Pre-Paid may elect to be present whenever BellSouth performs work in the Collocation Space. The Parties agree that South Georgia Pre-Paid will not bear any of the expense associated with this work.
- 5.9 Access. Pursuant to Section 12, South Georgia Pre-Paid shall have access to the Collocation Space twenty-four (24) hours a day, seven (7) days a week. South Georgia Pre-Paid agrees to provide the name and social security number or date of birth or driver's license number of each employee, supplier, or agent of South Georgia Pre-Paid or South Georgia Pre-Paid's Guests to be provided with access keys or cards ("Access Keys") prior to the issuance of said Access Keys using form RF-2906-C "CLEC and CLEC Certified Supplier Access Request and Acknowledgement". Key acknowledgement forms, "Collocation Acknowledgement Sheet" for access cards and "Key Acknowledgement Form" for keys, must be signed by South Georgia Pre-Paid

- and returned to BellSouth Access Management within fifteen (15) calendar days of South Georgia Pre-Paid's receipt. Failure to return properly acknowledged forms will result in the holding of subsequent requests until acknowledgements are current. Access Keys shall not be duplicated under any circumstances. South Georgia Pre-Paid agrees to be responsible for all Access Keys and for the return of all said Access Keys in the possession of South Georgia Pre-Paid's employees, suppliers, Guests, or agents after termination of the employment relationship, contractual obligation with South Georgia Pre-Paid or upon the termination of this Attachment or the termination of occupancy of an individual collocation arrangement.
- 5.9.1 BellSouth will permit one accompanied site visit to South Georgia Pre-Paid's designated collocation arrangement location after receipt of the BFFO without charge to South Georgia Pre-Paid. South Georgia Pre-Paid must submit to BellSouth the completed Access Control Request Form for all employees or agents requiring access to the BellSouth Premises a minimum of thirty (30) calendar days prior to the date South Georgia Pre-Paid desires access to the Collocation Space. In order to permit reasonable access during construction of the Collocation Space, South Georgia Pre-Paid may submit such a request at any time subsequent to BellSouth's receipt of the BFFO. In the event South Georgia Pre-Paid desires access to the Collocation Space after submitting such a request but prior to access being approved, in addition to the first accompanied free visit, BellSouth shall permit South Georgia Pre-Paid to access the Collocation Space accompanied by a security escort at South Georgia Pre-Paid's expense. South Georgia Pre-Paid must request escorted access at least three (3) business days prior to the date such access is desired.
- 5.10 Lost or Stolen Access Keys. South Georgia Pre-Paid shall notify BellSouth in writing immediately in the case of lost or stolen Access Keys. Should it become necessary for BellSouth to re-key buildings or deactivate a card as a result of a lost Access Key(s) or for failure to return an Access Key(s), South Georgia Pre-Paid shall pay for all reasonable costs associated with the re-keying or deactivating the card.
- 5.11 Interference or Impairment. Notwithstanding any other provisions of this Attachment, South Georgia Pre-Paid shall not use any product or service provided under this Agreement, any other service related thereto or used in combination therewith, or place or use any equipment or facilities in any manner that 1) significantly degrades, interferes with or impairs service provided by BellSouth or by any other entity or any person's use of its telecommunications service; 2) endangers or damages the equipment, facilities or other property of BellSouth or of any other entity or person; 3) compromises the privacy of any communications; or 4) creates an unreasonable risk of injury or death to any individual or to the public. If BellSouth reasonably determines that any equipment or facilities of South Georgia Pre-Paid violates the provisions of this paragraph, BellSouth shall give written notice to South Georgia Pre-Paid, which notice shall direct South Georgia Pre-Paid to cure the violation within forty-eight (48) hours of South Georgia Pre-Paid's actual receipt of written notice or, at a minimum, to commence curative measures within twenty-four (24) hours and to exercise reasonable diligence to complete such measures as soon as possible thereafter. After

- receipt of the notice, the Parties agree to consult immediately and, if necessary, to inspect the arrangement.
- 5.11.1 Except in the case of the deployment of an advanced service which significantly degrades the performance of other advanced services or traditional voice band services, if South Georgia Pre-Paid fails to take curative action within forty-eight (48) hours or if the violation is of a character which poses an immediate and substantial threat of damage to property, injury or death to any person, or any other significant degradation, interference or impairment of BellSouth's or another entity's service, then and only in that event BellSouth may take such action as it deems appropriate to correct the violation, including without limitation the interruption of electrical power to South Georgia Pre-Paid's equipment. BellSouth will endeavor, but is not required, to provide notice to South Georgia Pre-Paid prior to taking such action and shall have no liability to South Georgia Pre-Paid for any damages arising from such action, except to the extent that such action by BellSouth constitutes willful misconduct.
- 5.11.2 For purposes of this Section, the term significantly degrade shall mean an action that noticeably impairs a service from a user's perspective. In the case of the deployment of an advanced service which significantly degrades the performance of other advanced services or traditional voice band services and South Georgia Pre-Paid fails to take curative action within forty-eight (48) hours then BellSouth will establish before the Commission that the technology deployment is causing the significant degradation. Any claims of network harm presented to South Georgia Pre-Paid or, if subsequently necessary, the Commission must be supported with specific and verifiable information. Where BellSouth demonstrates that a deployed technology is significantly degrading the performance of other advanced services or traditional voice band services, South Georgia Pre-Paid shall discontinue deployment of that technology and migrate its customers to technologies that will not significantly degrade the performance of other such services. Where the only degraded service itself is a known disturber, and the newly deployed technology satisfies at least one of the criteria for a presumption that is acceptable for deployment under Section 47 C.F.R. 51.230, the degraded service shall not prevail against the newly-deployed technology.
- 5.12 Personalty and its Removal. Facilities and equipment placed by South Georgia Pre-Paid in the Collocation Space shall not become a part of the Collocation Space, even if nailed, screwed or otherwise fastened to the Collocation Space, but shall retain their status as personal property and may be removed by South Georgia Pre-Paid at any time. Any damage caused to the Collocation Space by South Georgia Pre-Paid's employees, agents or representatives during the removal of such property shall be promptly repaired by South Georgia Pre-Paid at its expense.
- 5.12.1 If South Georgia Pre-Paid decides to remove equipment from its Collocation Space and the removal requires no physical changes, BellSouth will bill South Georgia Pre-Paid an Administrative Only Application Fee as set forth in Exhibit B for these

- changes. This nonrecurring fee will be billed on the date that BellSouth provides an Application Response.
- 5.13 Alterations. In no case shall South Georgia Pre-Paid or any person acting on behalf of South Georgia Pre-Paid make any rearrangement, modification, improvement, addition, or other alteration which could affect in any way space, power, HVAC, and/or safety considerations to the Collocation Space or the BellSouth Premises without the written consent of BellSouth, which consent shall not be unreasonably withheld. The cost of any such specialized alterations shall be paid by South Georgia Pre-Paid. Any such material rearrangement, modification, improvement, addition, or other alteration shall require a Subsequent Application and Subsequent Application Fee, which will be billed by BellSouth on the date that BellSouth makes an Application Response.
- 5.14 Janitorial Service. South Georgia Pre-Paid shall be responsible for the general upkeep of the Collocation Space. South Georgia Pre-Paid shall arrange directly with a BellSouth Certified Supplier for janitorial services applicable to Caged Collocation Space. BellSouth shall provide a list of such suppliers on a site-specific basis upon request.
- 6. Ordering and Preparation of Collocation Space**
- 6.1 Should any state or federal regulatory agency impose procedures or intervals applicable to South Georgia Pre-Paid and BellSouth that are different from procedures or intervals set forth in this Section, whether now in effect or that become effective after execution of this Agreement, those procedures or intervals shall supersede the requirements set forth herein for that jurisdiction for all applications submitted for the first time after the effective date thereof.
- 6.2 Initial Application. For South Georgia Pre-Paid or South Georgia Pre-Paid's Guest(s) initial equipment placement, South Georgia Pre-Paid shall submit to BellSouth a Physical Expanded Interconnection Application Document ("Initial Application"). The Initial Application is Bona Fide when it is complete and accurate, meaning that all required fields on the application are completed with the appropriate type of information. An application fee will apply which will be billed by BellSouth on the date that BellSouth makes an Application Response.
- 6.3 Subsequent Application. In the event South Georgia Pre-Paid or South Georgia Pre-Paid's Guest(s) desires to modify the use of the Collocation Space after a BFFO, South Georgia Pre-Paid shall complete an application detailing all information regarding the modification to the Collocation Space ("Subsequent Application"). The Subsequent Application is Bona Fide when it is complete and accurate, meaning that all required fields on the Subsequent Application are completed with the appropriate type of information. BellSouth shall determine what modifications, if any, to the Premises are required to accommodate the change requested by South Georgia Pre-Paid in the application. Such necessary modifications to the Premises may include, but

are not limited to, floor loading changes, changes necessary to meet HVAC requirements, changes to power plant requirements, equipment additions, etc.

- 6.3.1 Subsequent Application Fee. The application fee paid by South Georgia Pre-Paid for its request to modify the use of the Collocation Space shall be dependent upon the level of assessment needed for the modification requested. The fee for a Subsequent Application where the modification requested has limited effect (e.g., requires labor expenditure but no capital expenditure by BellSouth and where sufficient cable support structure, HVAC, power and terminations are available) shall be the Subsequent Application Fee as set forth in Exhibit B. If the modification requires capital expenditure, an Initial Application Fee shall apply. This nonrecurring fee will be billed on the date that BellSouth makes an Application Response.
- 6.4 Space Preferences. If South Georgia Pre-Paid has previously requested and received a Space Availability Report for the Premises, South Georgia Pre-Paid may submit up to three (3) space preferences on its application identifying specific space identification numbers as referenced on the Space Availability Report. In the event that BellSouth cannot accommodate the South Georgia Pre-Paid's preference(s), South Georgia Pre-Paid may elect to accept the space allocated by BellSouth or may cancel its application and submit another application requesting additional preferences, which will be treated as a new application and an application fee will apply which will be billed by BellSouth on the date that BellSouth makes an Application Response.
- 6.5 Space Availability Notification.
- 6.5.1 Unless otherwise specified, BellSouth will respond to an application within ten (10) calendar days as to whether space is available or not available within a BellSouth Premises. BellSouth will also respond as to whether the application is Bona Fide and if it is not Bona Fide, the items necessary to cause the application to become Bona Fide. If the amount of space requested is not available, BellSouth will notify South Georgia Pre-Paid of the amount of space that is available and no application fee shall apply. When BellSouth's response includes an amount of space less than that requested by South Georgia Pre-Paid or differently configured no application fee shall apply. If South Georgia Pre-Paid decides to accept the available space, South Georgia Pre-Paid must resubmit its application to reflect the actual space available prior to submitting a BFFO and an application fee will be billed.
- 6.5.2 BellSouth will respond to a Florida application within fifteen (15) calendar days as to whether space is available or not available within a BellSouth Premises. BellSouth will also respond as to whether the application is Bona Fide and if it is not Bona Fide, the items necessary to cause the application to become Bona Fide. If a lesser amount of space than requested is available, BellSouth will provide an Application Response for the amount of space that is available and an application fee will be billed by BellSouth on the date that BellSouth makes an Application Response. When BellSouth's Application Response includes an amount of space less than that requested by South Georgia Pre-Paid or differently configured, if South Georgia Pre-Paid decides to

- accept the available space, South Georgia Pre-Paid must amend its application to reflect the actual space available prior to submitting a BFFO.
- 6.5.3 BellSouth will respond to a Louisiana application within ten (10) calendar days for space availability for one (1) to ten (10) applications; fifteen (15) calendar days for eleven (11) to twenty (20) applications; and for more than twenty (20) applications, the response interval is increased by five (5) calendar days for every five additional applications received within five (5) business days. If the amount of space requested is not available, BellSouth will notify South Georgia Pre-Paid of the amount of space that is available and no application fee shall apply. When BellSouth's response includes an amount of space less than that requested by South Georgia Pre-Paid or differently configured no application fee shall apply. If South Georgia Pre-Paid decides to accept the available space, South Georgia Pre-Paid must resubmit its application to reflect the actual space available prior to submitting a BFFO and an application fee will be billed. BellSouth will also respond as to whether the application is Bona Fide and if it is not Bona Fide, the items necessary to cause the application to become Bona Fide.
- 6.6 Denial of Application. If BellSouth notifies South Georgia Pre-Paid that no space is available ("Denial of Application"), BellSouth will not assess an Application Fee. After notifying South Georgia Pre-Paid that BellSouth has no available space in the requested Premises, BellSouth will allow South Georgia Pre-Paid, upon request, to tour the entire Premises within ten (10) calendar days of such Denial of Application. In order to schedule said tour within ten (10) calendar days, the request for a tour of the Premises must be received by BellSouth within five (5) calendar days of the Denial of Application.
- 6.7 Filing of Petition for Waiver. Upon Denial of Application, BellSouth will timely file a petition with the Commission pursuant to 47 U.S.C. § 251(c)(6). BellSouth shall provide to the Commission any information requested by that Commission. Such information shall include which space, if any, BellSouth or any of BellSouth's affiliates have reserved for future use and a detailed description of the specific future uses for which the space has been reserved. Subject to an appropriate nondisclosure agreement or provision, BellSouth shall permit South Georgia Pre-Paid to inspect any floor plans or diagrams that BellSouth provides to the Commission.
- 6.8 Waiting List. On a first-come, first-served basis governed by the date of receipt of an application or Letter of Intent, BellSouth will maintain a waiting list of requesting carriers who have either received a Denial of Application or, where it is publicly known that the Premises is out of space, have submitted a Letter of Intent to collocate. BellSouth will notify the telecommunications carriers on the waiting list that can be accommodated by the amount of space that becomes available according to the position of the telecommunications carriers on said waiting list.
- 6.8.1 In Florida, on a first-come, first-served basis governed by the date of receipt of an application or Letter of Intent, BellSouth will maintain a waiting list of requesting carriers who have either received a Denial of Application or, where it is publicly



- known that the Premises is out of space, have submitted a Letter of Intent to collocate. Sixty (60) calendar days prior to space becoming available, if known, BellSouth will notify the Florida PSC and the telecommunications carriers on the waiting list by mail when space becomes available according to the position of the telecommunications carrier on said waiting list. If not known sixty (60) calendar days in advance, BellSouth shall notify the Florida PSC and the telecommunications carriers on the waiting list within two (2) business days of the determination that space is available. A telecommunications carrier that, upon denial of physical collocation, requests virtual collocation shall be automatically placed on the waiting list.
- 6.8.2 When space becomes available, South Georgia Pre-Paid must submit an updated, complete, and correct application to BellSouth within thirty (30) calendar days of such notification. If South Georgia Pre-Paid has originally requested caged Collocation Space and cageless Collocation Space becomes available, South Georgia Pre-Paid may refuse such space and notify BellSouth in writing within that time that South Georgia Pre-Paid wants to maintain its place on the waiting list without accepting such space. South Georgia Pre-Paid may accept an amount of space less than its original request by submitting an application as set forth above, and upon request, may maintain its position on the waiting list for the remaining space that was initially requested. If South Georgia Pre-Paid does not submit such an application or notify BellSouth in writing as described above, BellSouth will offer such space to the next telecommunications carrier on the waiting list and remove South Georgia Pre-Paid from the waiting list. Upon request, BellSouth will advise South Georgia Pre-Paid as to its position on the list.
- 6.9 Public Notification. BellSouth will maintain on its Interconnection Services website a notification document that will indicate all Premises that are without available space. BellSouth shall update such document within ten (10) calendar days of the date BellSouth becomes aware that there is insufficient space to accommodate physical collocation. BellSouth will also post a document on its Interconnection Services website that contains a general notice where space has become available in a Premises previously on the space exhaust list.
- 6.10 Application Response.
- 6.10.1 In Alabama, Georgia, Kentucky, Mississippi, North Carolina, South Carolina, and Tennessee, when space has been determined to be available for caged or cageless arrangements, BellSouth will provide an Application Response within twenty (20) calendar days of receipt of a Bona Fide application. The Application Response will include, at a minimum, the configuration of the space, the Cable Installation Fee, Cable Records Fee, and any other applicable space preparation fees, as described in Section 8.
- 6.10.2 In Florida, within fifteen (15) calendar days of receipt of a Bona Fide application, when space has been determined to be available or when a lesser amount of space than that requested is available, then with respect to the space available, BellSouth will

provide an Application Response including sufficient information to enable South Georgia Pre-Paid to place a Firm Order. The Application Response will include, at a minimum, the configuration of the space, the Cable Installation Fee, Cable Records Fee, and the space preparation fees, as described in Section 8. When South Georgia Pre-Paid submits ten (10) or more applications within ten (10) calendar days, the initial fifteen (15) calendar day response period will increase by ten (10) calendar days for every additional ten (10) applications or fraction thereof.

- 6.10.3 In Louisiana, when space has been determined to be available, BellSouth will provide an Application Response within thirty (30) calendar days for one (1) to ten (10) applications; thirty-five (35) calendar days for eleven (11) to twenty (20) applications; and for requests of more than twenty (20) applications, the Application Response interval will be increased by five (5) calendar days for every five (5) applications received within five (5) business days. The Application Response will include, at a minimum, the configuration of the space, the Cable Installation Fee, Cable Records Fee, and the space preparation fees, as described in Section 8.
- 6.11 Application Modifications.
- 6.11.1 If a modification or revision is made to any information in the Bona Fide application prior to a BFFO, with the exception of modifications to Customer Information, Contact Information or Billing Contact Information, either at the request of South Georgia Pre-Paid or necessitated by technical considerations, said application shall be considered a new application and shall be handled as a new application with respect to response and provisioning intervals and BellSouth may charge South Georgia Pre-Paid an additional application fee. The fee for an application modification where the modification requested has limited effect (e.g., requires labor expenditure but no capital expenditure by BellSouth and where sufficient cable support structure, HVAC, power and terminations are available) shall be the Subsequent Application Fee as set forth in Exhibit B. A modification involving a capital expenditure by BellSouth shall require South Georgia Pre-Paid to submit the application with an Initial Application Fee. This nonrecurring fee will be billed by BellSouth on the date that BellSouth provides an Application Response.
- 6.12 Bona Fide Firm Order.
- 6.12.1 South Georgia Pre-Paid shall indicate its intent to proceed with equipment installation in a BellSouth Premises by submitting a Firm Order to BellSouth. The BFFO must be received by BellSouth no later than thirty (30) calendar days after BellSouth's Application Response to South Georgia Pre-Paid's Bona Fide application or the application will expire.
- 6.12.2 BellSouth will establish a firm order date based upon the date BellSouth is in receipt of a BFFO. BellSouth will acknowledge the receipt of South Georgia Pre-Paid's BFFO within seven (7) calendar days of receipt indicating that the BFFO has been received.

A BellSouth response to a BFFO will include a Firm Order Confirmation containing the firm order date. No revisions will be made to a BFFO.

## **7. Construction and Provisioning**

### **7.1 Construction and Provisioning Intervals.**

7.1.1 In Florida, BellSouth will complete construction for collocation arrangements as soon as possible and within a maximum of ninety (90) calendar days from receipt of a BFFO or as agreed to by the Parties. For changes to the Collocation Space after initial space completion ("Augmentation"), BellSouth will complete construction for collocation arrangements as soon as possible and within a maximum of forty-five (45) calendar days from receipt of a BFFO or as agreed to by the Parties. If BellSouth does not believe that construction will be completed within the relevant time frame and BellSouth and South Georgia Pre-Paid cannot agree upon a completion date, within forty-five (45) calendar days of receipt of the BFFO for an initial request, and within thirty (30) calendar days for Augmentations, BellSouth may seek an extension from the Florida Commission.

7.1.2 In Alabama, Georgia, Kentucky, Mississippi, North Carolina, and Tennessee, BellSouth will complete construction for caged collocation arrangements under ordinary conditions as soon as possible and within a maximum of ninety (90) calendar days from receipt of a BFFO or as agreed to by the Parties. BellSouth will complete construction for cageless collocation arrangements under ordinary conditions as soon as possible and within a maximum of sixty (60) calendar days from receipt of a BFFO and ninety (90) calendar days from receipt of a BFFO for extraordinary conditions or as agreed to by the Parties. Ordinary conditions are defined as space available with only minor changes to support systems required, such as but not limited to, HVAC, cabling and the power plant(s). Extraordinary conditions shall include, but not limited to, major BellSouth equipment rearrangement or addition; power plant addition or upgrade; major mechanical addition or upgrade; major upgrade for ADA compliance; environmental hazard or hazardous materials abatement; and arrangements for which equipment shipping intervals are extraordinary in length. The Parties may mutually agree to renegotiate an alternative provisioning interval or BellSouth may seek a waiver from this interval from the Commission.

7.1.3 In Louisiana, BellSouth will complete construction for collocation arrangements under ordinary conditions as soon as possible and within a maximum of ninety (90) calendar days for caged and sixty (60) calendar days for cageless from receipt of a BFFO for an initial request, and within sixty (60) calendar days for an Augmentation, or as agreed to by the Parties. Ordinary conditions are defined as space available with only minor changes to support systems required, such as but not limited to, HVAC, cabling and the power plant(s). BellSouth will complete construction of all other Collocation Space ("extraordinary conditions") within one hundred twenty (120) calendar days for caged and ninety (90) calendar days for cageless from the receipt of a BFFO.

Examples of extraordinary conditions include but are not limited to, extended license

- or permitting intervals; major BellSouth equipment rearrangement or addition; power plant addition or upgrade; major mechanical addition or upgrade; major upgrade for ADA compliance; environmental hazard or hazardous materials abatement; and arrangements for which equipment shipping intervals are extraordinary in length. The Parties may mutually agree to renegotiate an alternative provisioning interval or BellSouth may seek a waiver from this interval from the Commission.
- 7.1.4 In South Carolina, BellSouth will complete construction for caged collocation arrangements as soon as possible and within a maximum of ninety (90) calendar days from receipt of a BFFO or as agreed to by the Parties. BellSouth will complete construction for cageless collocation arrangements under ordinary conditions as soon as possible and within a maximum of sixty (60) calendar days from receipt of the BFFO and within a maximum of ninety (90) calendar days from receipt of the BFFO under extraordinary conditions, or as agreed to by the Parties. Ordinary conditions are defined as space available with only minor changes to support systems required, such as but not limited to, HVAC, cabling and the power plant(s). Extraordinary conditions are defined to include, but not limited to, a major BellSouth equipment rearrangement or addition; power plant addition or upgrade; major mechanical addition or upgrade; major upgrade for ADA compliance; environmental hazard or hazardous materials abatement; and arrangements for which equipment shipping intervals are extraordinary in length. The Parties may mutually agree to renegotiate an alternative provisioning interval or BellSouth may seek a waiver from this interval from the Public Service Commission of South Carolina.
- 7.2 Joint Planning. Joint planning between BellSouth and South Georgia Pre-Paid will commence within a maximum of twenty (20) calendar days from BellSouth's receipt of a BFFO. BellSouth will provide the preliminary design of the Collocation Space and the equipment configuration requirements as reflected in the Bona Fide application and affirmed in the BFFO. The Collocation Space completion time period will be provided to South Georgia Pre-Paid during joint planning.
- 7.3 Permits. Each Party or its agents will diligently pursue filing for the permits required for the scope of work to be performed by that Party or its agents within ten (10) calendar days of the completion of finalized construction designs and specifications.
- 7.4 Acceptance Walkthrough. South Georgia Pre-Paid will schedule and complete an acceptance walkthrough of each Collocation Space with BellSouth within fifteen (15) calendar days of BellSouth's notifying South Georgia Pre-Paid that the Collocation Space is ready for occupancy. In the event that South Georgia Pre-Paid fails to complete an acceptance walkthrough within this fifteen (15) day interval, the Collocation Space shall be deemed accepted by South Georgia Pre-Paid on the Space Ready Date. BellSouth will correct any deviations to South Georgia Pre-Paid's original or jointly amended requirements within seven (7) calendar days after the walkthrough, unless the Parties jointly agree upon a different time frame.
- 7.5 Circuit Facility Assignments (CFAs). Unless otherwise specified, BellSouth will provide CFAs to South Georgia Pre-Paid prior to the applicable provisioning interval

set forth herein (“Provisioning Interval”) for those Premises in which South Georgia Pre-Paid has a physical collocation arrangement with no POT bay or with a POT bay provided by BellSouth. BellSouth cannot provide CFAs to South Georgia Pre-Paid prior to the Provisioning Interval for those Premises in which South Georgia Pre-Paid has a physical collocation arrangement with a POT bay provided by South Georgia Pre-Paid or a virtual collocation arrangement until South Georgia Pre-Paid provides BellSouth with the following information:

- 7.5.1 For South Georgia Pre-Paid-provided POT bay - a complete layout of the POT panels (equipment inventory update (EIU) form) showing locations, speeds, etc.
- 7.5.2 For virtual - a complete layout of South Georgia Pre-Paid’s equipment (equipment inventory update (EIU) form), including the locations of the low speed ports and the specific frame terminations to which the equipment will be wired by South Georgia Pre-Paid’s BellSouth Certified Supplier
- 7.5.3 BellSouth cannot begin work on the CFAs until the complete and accurate EIU form is received from South Georgia Pre-Paid. If the EIU form is provided ten (10) calendar days prior to the Provisioning Interval, then CFAs will be made available by the Provisioning Interval. If this EIU is not received ten (10) calendar days prior to the Provisioning Interval, then the CFAs will be provided within ten (10) calendar days of receipt of the EIU form.
- 7.5.4 BellSouth will bill South Georgia Pre-Paid a nonrecurring charge, as set forth in Exhibit B, each time South Georgia Pre-Paid requests a resend of its CFAs for any reason other than a BellSouth error in the CFAs.
- 7.6 Use of BellSouth Certified Supplier. South Georgia Pre-Paid shall select a supplier which has been approved as a BellSouth Certified Supplier to perform all engineering and installation work. South Georgia Pre-Paid and South Georgia Pre-Paid’s BellSouth Certified Supplier must follow and comply with all BellSouth requirements outlined in BellSouth’s TR 73503, TR 73519, TR 73572, and TR 73564. In some cases, South Georgia Pre-Paid must select separate BellSouth Certified Suppliers for transmission equipment, switching equipment and power equipment. BellSouth shall provide South Georgia Pre-Paid with a list of BellSouth Certified Suppliers upon request. The BellSouth Certified Supplier(s) shall be responsible for installing South Georgia Pre-Paid's equipment and components, extending power cabling to the BellSouth power distribution frame, performing operational tests after installation is complete, and notifying BellSouth's equipment engineers and South Georgia Pre-Paid upon successful completion of installation, etc. The BellSouth Certified Supplier shall bill South Georgia Pre-Paid directly for all work performed for South Georgia Pre-Paid pursuant to this Attachment, and BellSouth shall have no liability for nor responsibility to pay such charges imposed by the BellSouth Certified Supplier. BellSouth shall make available its supplier certification program to South Georgia Pre-Paid or any supplier proposed by South Georgia Pre-Paid and will not unreasonably withhold certification. All work performed by or for South Georgia Pre-Paid shall conform to generally accepted industry standards.

- 7.7 Alarm and Monitoring. BellSouth shall place environmental alarms in the Premises for the protection of BellSouth equipment and facilities. South Georgia Pre-Paid shall be responsible for placement, monitoring and removal of environmental and equipment alarms used to service South Georgia Pre-Paid's Collocation Space. Upon request, BellSouth will provide South Georgia Pre-Paid with applicable tariffed service(s) to facilitate remote monitoring of collocated equipment by South Georgia Pre-Paid. Both Parties shall use best efforts to notify the other of any verified environmental condition known to that Party.
- 7.8 Virtual to Physical Collocation Relocation. In the event physical Collocation Space was previously denied at a location due to technical reasons or space limitations, and physical Collocation Space has subsequently become available, South Georgia Pre-Paid may relocate its virtual collocation arrangements to physical collocation arrangements and pay the appropriate fees for physical collocation and for the rearrangement or reconfiguration of services terminated in the virtual collocation arrangement, as outlined in the appropriate BellSouth tariffs. In the event that BellSouth knows when additional space for physical collocation may become available at the location requested by South Georgia Pre-Paid, such information will be provided to South Georgia Pre-Paid in BellSouth's written denial of physical collocation. To the extent that (i) physical Collocation Space becomes available to South Georgia Pre-Paid within one hundred eighty (180) calendar days of BellSouth's written denial of South Georgia Pre-Paid's request for physical collocation, (ii) BellSouth had knowledge that the space was going to become available, and (iii) South Georgia Pre-Paid was not informed in the written denial that physical Collocation Space would become available within such one hundred eighty (180) calendar days, then South Georgia Pre-Paid may relocate its virtual collocation arrangement to a physical collocation arrangement and will receive a credit for any nonrecurring charges previously paid for such virtual collocation. South Georgia Pre-Paid must arrange with a BellSouth Certified Supplier for the relocation of equipment from its virtual Collocation Space to its physical Collocation Space and will bear the cost of such relocation.
- 7.8.1 In Alabama, BellSouth will complete a relocation from virtual collocation to cageless physical collocation within thirty (30) calendar days and from virtual collocation to caged physical collocation within ninety (90) calendar days.
- 7.9 Virtual to Physical Conversion (In-Place). Virtual collocation arrangements may be converted to "in-place" physical arrangements if the potential conversion meets the following four criteria: 1) there is no change in the amount of equipment or the configuration of the equipment that was in the virtual collocation arrangement; 2) the conversion of the virtual collocation arrangement will not cause the equipment or the results of that conversion to be located in a space that BellSouth has reserved for its own future needs; 3) the converted arrangement does not limit BellSouth's ability to secure its own equipment and facilities due to the location of the virtual collocation arrangement; and 4) any changes to the arrangement can be accommodated by existing power, HVAC, and other requirements. Unless otherwise specified, BellSouth will

- complete virtual to in-place physical collocation conversions within sixty (60) calendar days from receipt of the BFFO. BellSouth will bill South Georgia Pre-Paid an Administrative Only Application Fee as set forth in Exhibit B for these charges on the date that BellSouth provides an Application Response.
- 7.9.1 In Alabama and Tennessee, BellSouth will complete Virtual to Physical Conversions (In Place) within thirty (30) calendar days from receipt of the BFFO.
- 7.10 Cancellation. If, at any time prior to space acceptance, South Georgia Pre-Paid cancels its order for the Collocation Space(s) (“Cancellation”), BellSouth will bill the applicable nonrecurring rate for any and all work processes for which work has begun. In Georgia, if South Georgia Pre-Paid cancels its order for Collocation Space at any time prior to space acceptance, BellSouth will bill South Georgia Pre-Paid for all costs incurred prior to the date of Cancellation and for any costs incurred as a direct result of the Cancellation, not to exceed the total amount that would have been due had the order not been cancelled.
- 7.11 Licenses. South Georgia Pre-Paid, at its own expense, will be solely responsible for obtaining from governmental authorities, and any other appropriate agency, entity, or person, all rights, privileges, and licenses necessary or required to operate as a provider of telecommunications services to the public or to build-out, equip and occupy the Collocation Space.
- 7.12 Environmental Compliance. The Parties agree to utilize and adhere to the Environmental Hazard Guidelines identified in Exhibit A attached hereto.
- 8. Rates and Charges**
- 8.1 Application Fee. BellSouth shall assess an application fee via a service order, which shall be issued at the time BellSouth responds that space is available pursuant to Section 6.10 (Application Response). This nonrecurring fee will be billed by BellSouth on the date that BellSouth provides an Application Response.
- 8.1.1 In Tennessee the applicable application fee is the planning fee for both Initial Applications and Subsequent Applications placed by South Georgia Pre-Paid. This nonrecurring fee will be billed by BellSouth on the date that BellSouth provides an Application Response.
- 8.2 Cable Installation. Cable Installation Fee(s) are assessed per entrance cable placed. This nonrecurring fee will be billed by BellSouth upon receipt of South Georgia Pre-Paid’s BFFO.
- 8.3 Recurring Charges. If South Georgia Pre-Paid has met the applicable fifteen (15) calendar day walkthrough interval(s) specified in Section 4, billing for recurring charges will begin upon the Space Acceptance Date. In the event that South Georgia Pre-Paid fails to complete an acceptance walkthrough within the applicable fifteen (15)

- calendar day interval(s), billing for recurring charges will commence on the Space Ready Date. If South Georgia Pre-Paid occupies the space prior to the Space Ready Date, the date South Georgia Pre-Paid occupies the space becomes the new Space Acceptance Date and billing for recurring charges begin on that date.
- 8.4 Space Preparation. Space preparation fees consist of a nonrecurring charge for firm order processing and monthly recurring charges for central office modifications assessed per arrangement, per square foot and common systems modifications assessed per arrangement, per square foot for cageless collocation and per cage for caged collocation. South Georgia Pre-Paid shall remit payment of the nonrecurring firm order processing fee coincident with submission of a BFFO. The charges recover the costs associated with preparing the Collocation Space, which includes survey, engineering of the Collocation Space, design and modification costs for network, building and support systems. In the event South Georgia Pre-Paid opts for cageless space, the space preparation fees will be assessed based on the total floor space dedicated to South Georgia Pre-Paid as prescribed in this Section.
- 8.5 Floor Space. The Floor Space Charge includes reasonable charges for lighting, HVAC, and other allocated expenses associated with maintenance of the Premises but does not include any power-related costs incurred by BellSouth. When the Collocation Space is enclosed, South Georgia Pre-Paid shall pay floor space charges based upon the number of square feet so enclosed. When the Collocation Space is not enclosed, South Georgia Pre-Paid shall pay floor space charges based upon the following floor space calculation:  $[(\text{depth of the equipment lineup in which the rack is placed}) + (0.5 \times \text{maintenance aisle depth}) + (0.5 \times \text{wiring aisle depth})] \times (\text{width of rack and spacers})$ . For purposes of this calculation, the depth of the equipment lineup shall consider the footprint of equipment racks plus any equipment overhang. BellSouth will assign unenclosed Collocation Space in conventional equipment rack lineups where feasible. In the event South Georgia Pre-Paid's collocated equipment requires special cable racking, isolated grounding or other treatment which prevents placement within conventional equipment rack lineups, South Georgia Pre-Paid shall be required to request an amount of floor space sufficient to accommodate the total equipment arrangement.
- 8.6 Power. BellSouth shall make available -48 Volt (-48V) Direct Current ("DC") power for South Georgia Pre-Paid's Collocation Space at a BellSouth Power Board or BellSouth Battery Distribution Fuse Bay (BDFB) at South Georgia Pre-Paid's option within the Premises. BellSouth will revise recurring power charges to reflect a power upgrade upon notification of the completion of the upgrade by South Georgia Pre-Paid's BellSouth Certified Vendor. BellSouth will revise recurring power charges to reflect a power reduction upon BellSouth's receipt of the Power Reduction Form from South Georgia Pre-Paid certifying the completion of the power reduction, including the removal of the power cabling by South Georgia Pre-Paid's BellSouth Certified Supplier.



- 8.6.1 When obtaining power from a BDFB, fuses and power cables (A&B) must be engineered (sized), and installed by South Georgia Pre-Paid's BellSouth Certified Supplier. When obtaining power from a BellSouth power board, power cables (A&B) must be engineered (sized), and installed by South Georgia Pre-Paid's BellSouth Certified Supplier. South Georgia Pre-Paid is responsible for contracting with a BellSouth Certified Supplier for power distribution feeder cable runs from a BellSouth BDFB or BellSouth power board to South Georgia Pre-Paid's equipment. The determination of the BellSouth BDFB or BellSouth power board as the power source will be made at BellSouth's sole, but reasonable, discretion. The BellSouth Certified Supplier contracted by South Georgia Pre-Paid must provide BellSouth with a copy of the engineering power specifications prior to the day on which South Georgia Pre-Paid's equipment becomes operational ("Commencement Date"). BellSouth will provide the common power feeder cable support structure between the BellSouth BDFB or BellSouth power board and South Georgia Pre-Paid's arrangement area. South Georgia Pre-Paid shall contract with a BellSouth Certified Supplier who will be responsible for the following: dedicated power cable support structure within South Georgia Pre-Paid's arrangement, power cable feeds, and terminations of cable. Any terminations at a BellSouth power board must be performed by a BellSouth Certified Supplier. South Georgia Pre-Paid shall comply with all applicable National Electric Code (NEC), BellSouth TR73503, Telcordia and ANSI Standards regarding power cabling, installation, and maintenance.
- 8.6.2 If South Georgia Pre-Paid elects to install its own DC Power Plant, BellSouth shall provide Alternating Current ("AC") power to feed South Georgia Pre-Paid's DC Power Plant. Charges for AC power will be assessed per breaker ampere per month. Rates include the provision of commercial and standby AC power. When obtaining power from a BellSouth service panel, protection devices and power cables must be engineered (sized), and installed by South Georgia Pre-Paid's BellSouth Certified Supplier except that BellSouth shall engineer and install protection devices and power cables for Adjacent Collocation. South Georgia Pre-Paid's BellSouth Certified Supplier must also provide a copy of the engineering power specifications prior to the Commencement Date. Charges for AC power shall be assessed pursuant to the rates specified in Exhibit B. AC power voltage and phase ratings shall be determined on a per location basis. At South Georgia Pre-Paid's option, South Georgia Pre-Paid may arrange for AC power in an Adjacent Collocation arrangement from a retail provider of electrical power.
- 8.6.3 In Tennessee, recurring charges for -48V DC power consumption will be assessed per ampere per month based upon the engineered and installed power feed fused ampere capacity. Rates include redundant feeder fuse positions (A&B) and common cable racks to South Georgia Pre-Paid's equipment or space enclosure. South Georgia Pre-Paid shall contract with a BellSouth Certified Supplier who will be responsible for the following: dedicated power cable support structure within South Georgia Pre-Paid's arrangement and terminations of cable within the Collocation Space.

- 8.6.3.1 In Tennessee, nonrecurring charges for –48V DC power distribution will be based on the common power feeder cable support structure between the BellSouth BDFB and South Georgia Pre-Paid’s arrangement area.
- 8.6.4 In Alabama and Louisiana, South Georgia Pre-Paid has the option to purchase power directly from an electric utility company. Under such an option, South Georgia Pre-Paid is responsible for contracting with the electric utility company for its own power feed and meter, and is financially responsible for purchasing all equipment necessary to accomplish the arrangement, including inverters, batteries, power boards, bus bars, BDFBs, backup power supplies and cabling. The actual work to install this arrangement must be performed by a BellSouth Certified Supplier hired by South Georgia Pre-Paid. South Georgia Pre-Paid’s BellSouth Certified Supplier must comply with all applicable safety codes, including the National Electric Safety Codes, in installing this power arrangement. If South Georgia Pre-Paid previously had power supplied by BellSouth, South Georgia Pre-Paid may request to change its arrangement to obtain power from an electric utility company by submitting a subsequent application. BellSouth will waive any application fee for this subsequent application if no other change was requested therein. Any floor space, cable racking, etc. utilized by South Georgia Pre-Paid in provisioning said power will be billed on an ICB basis.
- 8.6.5 In South Carolina, South Georgia Pre-Paid has the option to purchase power directly from an electric utility company where technically feasible and where space is available in a requested BellSouth Premises. Under such an option, South Georgia Pre-Paid is responsible for contracting with the electric utility company for its own power feed and meter, and is financially responsible for purchasing all equipment necessary to accomplish the arrangement, including inverters, batteries, power boards, bus bars, BDFBs, backup power supplies and power cabling. The actual work to install this arrangement must be performed by a BellSouth Certified Supplier hired by South Georgia Pre-Paid. South Georgia Pre-Paid’s BellSouth Certified Supplier must comply with all applicable national, regional, state and local safety, electrical, fire and building codes, including the National Electric Safety Code standards, in installing this power arrangement, just as BellSouth is required to comply with these codes. South Georgia Pre-Paid must submit an application to BellSouth for the appropriate amount of collocation space that South Georgia Pre-Paid requires to install this type of power arrangement. BellSouth will evaluate the request and determine if the appropriate amount of space is available within the office for the installation of South Georgia Pre-Paid’s power equipment and facilities. This type of power arrangement must be located in an appropriate area in the central office that has been properly conditioned for the installation of power equipment and conforms to the applicable national, regional, state and local safety, electrical, fire and building codes. BellSouth shall waive the application fee or any other nonrecurring charge that would otherwise be due from a CLEC that decides to reconfigure an existing collocation power arrangement so as to purchase power directly from an electric utility company as provided herein. South Georgia Pre-Paid shall be responsible for the recurring charges associated with the central office space needed for collocation of this type of power arrangement, including space required to place associated power-related equipment

- and facilities (i.e., batteries, generator, power meter, etc.). If there is no space available for this type of power arrangement in the requested central office, BellSouth may seek a waiver of these requirements from the Public Service Commission of South Carolina for the central office requested. South Georgia Pre-Paid would still have the option to order its power needs directly from BellSouth.
- 8.6.6 If South Georgia Pre-Paid requests a reduction in the amount of power that BellSouth is currently providing, South Georgia Pre-Paid must submit a Subsequent Application. If no modification to the Collocation Space is requested other than the reduction in power, the Subsequent Application Fee for Power Reduction as set forth in Exhibit B will apply. If modifications are requested in addition to the reduction of power, the Subsequent Application Fee will apply. This nonrecurring fee will be billed by BellSouth on the date that BellSouth provides an Application Response.
- 8.6.7 In Alabama and Louisiana, if South Georgia Pre-Paid is currently served from the BellSouth main power board and requests that its power be reconfigured to connect to a BellSouth BDFB, in a specific central office, South Georgia Pre-Paid must submit a Subsequent Application. BellSouth will respond to such application within seven (7) calendar days and no application fee will apply.
- 8.7 Security Escort. A security escort will be required whenever South Georgia Pre-Paid or its approved agent desires access to the entrance manhole or must have access to the Premises after the one accompanied site visit allowed pursuant to Section 5 prior to completing BellSouth's Security Training requirements. Rates for a security escort are assessed according to the schedule appended hereto as Exhibit B beginning with the scheduled escort time. BellSouth will wait for one-half (1/2) hour after the scheduled time for such an escort and South Georgia Pre-Paid shall pay for such half-hour charges in the event South Georgia Pre-Paid fails to show up.
- 8.8 Cable Record charges. These charges apply for work required to build cable records in BellSouth systems. The VG/DS0 per cable record charge is for a maximum of 3600 records. The Fiber cable record charge is for a maximum of 99 records. These nonrecurring fees will be billed upon receipt of South Georgia Pre-Paid's BFFO.
- 8.9 Other. If no rate is identified in the contract, the rate for the specific service or function will be negotiated by the Parties upon request by either Party.
- 9. Insurance**
- 9.1 South Georgia Pre-Paid shall, at its sole cost and expense, procure, maintain, and keep in force insurance as specified in this Section and underwritten by insurance companies licensed to do business in the states applicable under this Agreement and having a Best's Insurance Rating of A-.
- 9.2 South Georgia Pre-Paid shall maintain the following specific coverage:

- 9.2.1 Commercial General Liability coverage in the amount of ten million dollars (\$10,000,000.00) or a combination of Commercial General Liability and Excess/Umbrella coverage totaling not less than ten million dollars (\$10,000,000.00). BellSouth shall be named as an Additional Insured on the Commercial General Liability policy as specified herein.
- 9.2.2 Statutory Workers Compensation coverage and Employers Liability coverage in the amount of one hundred thousand dollars (\$100,000.00) each accident, one hundred thousand dollars (\$100,000.00) each employee by disease, and five hundred thousand dollars (\$500,000.00) policy limit by disease.
- 9.2.3 All Risk Property coverage on a full replacement cost basis insuring all of South Georgia Pre-Paid's real and personal property situated on or within BellSouth's Central Office location(s).
- 9.2.4 South Georgia Pre-Paid may elect to purchase business interruption and contingent business interruption insurance, having been advised that BellSouth assumes no liability for loss of profit or revenues should an interruption of service occur.
- 9.3 The limits set forth in Section 9.2 above may be increased by BellSouth from time to time during the term of this Agreement upon thirty (30) calendar days notice to South Georgia Pre-Paid to at least such minimum limits as shall then be customary with respect to comparable occupancy of BellSouth structures.
- 9.4 All policies purchased by South Georgia Pre-Paid shall be deemed to be primary and not contributing to or in excess of any similar coverage purchased by BellSouth. All insurance must be in effect on or before the date equipment is delivered to BellSouth's Premises and shall remain in effect for the term of this Attachment or until all South Georgia Pre-Paid's property has been removed from BellSouth's Premises, whichever period is longer. If South Georgia Pre-Paid fails to maintain required coverage, BellSouth may pay the premiums thereon and seek reimbursement of same from South Georgia Pre-Paid.
- 9.5 South Georgia Pre-Paid shall submit certificates of insurance reflecting the coverage required pursuant to this Section a minimum of ten (10) business days prior to the commencement of any work in the Collocation Space. Failure to meet this interval may result in construction and equipment installation delays. South Georgia Pre-Paid shall arrange for BellSouth to receive thirty (30) business days' advance notice of cancellation from South Georgia Pre-Paid's insurance company. South Georgia Pre-Paid shall forward a certificate of insurance and notice of cancellation/non-renewal to BellSouth at the following address:

BellSouth Telecommunications, Inc.  
Attn.: Risk Management Coordinator  
17H53 BellSouth Center  
675 W. Peachtree Street  
Atlanta, Georgia 30375

- 9.6 South Georgia Pre-Paid must conform to recommendations made by BellSouth's fire insurance company to the extent BellSouth has agreed to, or shall hereafter agree to, such recommendations.
- 9.7 Self-Insurance. If South Georgia Pre-Paid's net worth exceeds five hundred million dollars (\$500,000,000), South Georgia Pre-Paid may elect to request self-insurance status in lieu of obtaining any of the insurance required in Sections 9.2.1 and 9.2.2. South Georgia Pre-Paid shall provide audited financial statements to BellSouth thirty (30) calendar days prior to the commencement of any work in the Collocation Space. BellSouth shall then review such audited financial statements and respond in writing to South Georgia Pre-Paid in the event that self-insurance status is not granted to South Georgia Pre-Paid. If BellSouth approves South Georgia Pre-Paid for self-insurance, South Georgia Pre-Paid shall annually furnish to BellSouth, and keep current, evidence of such net worth that is attested to by one of South Georgia Pre-Paid's corporate officers. The ability to self-insure shall continue so long as the South Georgia Pre-Paid meets all of the requirements of this Section. If South Georgia Pre-Paid subsequently no longer satisfies this Section, South Georgia Pre-Paid is required to purchase insurance as indicated by Sections 9.2.1 and 9.2.2.
- 9.8 The net worth requirements set forth in Section 9.7 may be increased by BellSouth from time to time during the term of this Attachment upon thirty (30) calendar days' notice to South Georgia Pre-Paid to at least such minimum limits as shall then be customary with respect to comparable occupancy of BellSouth structures.
- 9.9 Failure to comply with the provisions of this Section will be deemed a material breach of this Attachment.

## 10. Mechanics Liens

- 10.1 If any mechanics lien or other liens shall be filed against property of either Party (BellSouth or South Georgia Pre-Paid), or any improvement thereon by reason of or arising out of any labor or materials furnished or alleged to have been furnished or to be furnished to or for the other Party or by reason of any changes, or additions to said property made at the request or under the direction of the other Party, the other Party directing or requesting those changes shall, within thirty (30) business days after receipt of written notice from the Party against whose property said lien has been filed, either pay such lien or cause the same to be bonded off the affected property in the manner provided by law. The Party causing said lien to be placed against the property of the other shall also defend, at its sole cost and expense, on behalf of the other, any action, suit or proceeding which may be brought for the enforcement of such liens and shall pay any damage and discharge any judgment entered thereon.

**11. Inspections**

11.1 BellSouth may conduct an inspection of South Georgia Pre-Paid's equipment and facilities in the Collocation Space(s) prior to the activation of facilities between South Georgia Pre-Paid's equipment and equipment of BellSouth. BellSouth may conduct an inspection if South Georgia Pre-Paid adds equipment and may otherwise conduct routine inspections at reasonable intervals mutually agreed upon by the Parties. BellSouth shall provide South Georgia Pre-Paid with a minimum of forty-eight (48) hours or two (2) business days, whichever is greater, advance notice of all such inspections. All costs of such inspection shall be borne by BellSouth.

**12. Security and Safety Requirements**

12.1 Unless otherwise specified, South Georgia Pre-Paid will be required, at its own expense, to conduct a statewide investigation of criminal history records for each South Georgia Pre-Paid employee hired in the past five years being considered for work on the BellSouth Premises, for the states/counties where the South Georgia Pre-Paid employee has worked and lived for the past five years. Where state law does not permit statewide collection or reporting, an investigation of the applicable counties is acceptable. South Georgia Pre-Paid shall not be required to perform this investigation if an affiliated company of South Georgia Pre-Paid has performed an investigation of the South Georgia Pre-Paid employee seeking access, if such investigation meets the criteria set forth above. This requirement will not apply if South Georgia Pre-Paid has performed a pre-employment statewide investigation of criminal history records of the South Georgia Pre-Paid employee for the states/counties where the South Georgia Pre-Paid employee has worked and lived for the past five years or, where state law does not permit a statewide investigation, an investigation of the applicable counties.

12.2 South Georgia Pre-Paid will be required to administer to its personnel assigned to the BellSouth Premises security training either provided by BellSouth, or meeting criteria defined by BellSouth.

12.3 South Georgia Pre-Paid shall provide its employees and agents with picture identification, which must be worn and visible at all times while in the Collocation Space or other areas in or around the Premises. The photo identification card shall bear, at a minimum, the employee's name and photo and South Georgia Pre-Paid's name. BellSouth reserves the right to remove from its Premises any employee of South Georgia Pre-Paid not possessing identification issued by South Georgia Pre-Paid or who has violated any of BellSouth's policies as outlined in the CLEC Security Training documents. South Georgia Pre-Paid shall hold BellSouth harmless for any damages resulting from such removal of its personnel from BellSouth Premises. South Georgia Pre-Paid shall be solely responsible for ensuring that any Guest(s) of South Georgia Pre-Paid is in compliance with all subsections of this Section.

12.4 South Georgia Pre-Paid shall not assign to the BellSouth Premises any personnel with records of felony criminal convictions. South Georgia Pre-Paid shall not assign to the

- BellSouth Premises any personnel with records of misdemeanor convictions, except for misdemeanor traffic violations, without advising BellSouth of the nature and gravity of the offense(s). BellSouth reserves the right to refuse building access to any South Georgia Pre-Paid personnel who have been identified to have misdemeanor criminal convictions. Notwithstanding the foregoing, in the event that South Georgia Pre-Paid chooses not to advise BellSouth of the nature and gravity of any misdemeanor conviction, South Georgia Pre-Paid may, in the alternative, certify to BellSouth that it shall not assign to the BellSouth Premises any personnel with records of misdemeanor convictions (other than misdemeanor traffic violations).
- 12.4.1 South Georgia Pre-Paid shall not knowingly assign to the BellSouth Premises any individual who was a former employee of BellSouth and whose employment with BellSouth was terminated for a criminal offense whether or not BellSouth sought prosecution of the individual for the criminal offense.
- 12.4.2 South Georgia Pre-Paid shall not knowingly assign to the BellSouth Premises any individual who was a former supplier of BellSouth and whose access to a BellSouth Premises was revoked due to commission of a criminal offense whether or not BellSouth sought prosecution of the individual for the criminal offense.
- 12.5 For each South Georgia Pre-Paid employee or agent hired by South Georgia Pre-Paid within five years of being considered for work on the BellSouth Premises, who requires access to a BellSouth Premises pursuant to this Attachment, South Georgia Pre-Paid shall furnish BellSouth, prior to an employee or agent gaining such access, a certification that the aforementioned background check and security training were completed. The certification will contain a statement that no felony convictions were found and certifying that the security training was completed by the employee. If the employee's criminal history includes misdemeanor convictions, South Georgia Pre-Paid will disclose the nature of the convictions to BellSouth at that time. In the alternative, South Georgia Pre-Paid may certify to BellSouth that it shall not assign to the BellSouth Premises any personnel with records of misdemeanor convictions other than misdemeanor traffic violations.
- 12.5.1 For all other South Georgia Pre-Paid employees requiring access to a BellSouth Premises pursuant to this Attachment, South Georgia Pre-Paid shall furnish BellSouth, prior to an employee gaining such access, a certification that the employee is not subject to the requirements of Section 12.5 above and that security training was completed by the employee.
- 12.6 At BellSouth's request, South Georgia Pre-Paid shall promptly remove from BellSouth's Premises any employee of South Georgia Pre-Paid BellSouth does not wish to grant access to its Premises 1) pursuant to any investigation conducted by BellSouth or 2) prior to the initiation of an investigation if an employee of South Georgia Pre-Paid is found interfering with the property or personnel of BellSouth or another collocated telecommunications carrier, provided that an investigation shall promptly be commenced by BellSouth.

- 12.7 Security Violations. BellSouth reserves the right to interview South Georgia Pre-Paid's employees, agents, or suppliers in the event of wrongdoing in or around BellSouth's property or involving BellSouth's or another collocated telecommunications carrier's property or personnel, provided that BellSouth shall provide reasonable notice to South Georgia Pre-Paid's Security representative of such interview. South Georgia Pre-Paid and its suppliers shall reasonably cooperate with BellSouth's investigation into allegations of wrongdoing or criminal conduct committed by, witnessed by, or involving South Georgia Pre-Paid's employees, agents, or suppliers. Additionally, BellSouth reserves the right to bill South Georgia Pre-Paid for all reasonable costs associated with investigations involving its employees, agents, or suppliers if it is established and mutually agreed in good faith that South Georgia Pre-Paid's employees, agents, or suppliers are responsible for the alleged act. BellSouth shall bill South Georgia Pre-Paid for BellSouth property, which is stolen or damaged where an investigation determines the culpability of South Georgia Pre-Paid's employees, agents, or suppliers and where South Georgia Pre-Paid agrees, in good faith, with the results of such investigation. South Georgia Pre-Paid shall notify BellSouth in writing immediately in the event that South Georgia Pre-Paid discovers one of its employees already working on the BellSouth Premises is a possible security risk. Upon request of the other Party, the Party who is the employer shall discipline consistent with its employment practices, up to and including removal from BellSouth's Premises, any employee found to have violated the security and safety requirements of this Section. South Georgia Pre-Paid shall hold BellSouth harmless for any damages resulting from such removal of its personnel from BellSouth Premises.
- 12.8 Use of Supplies. Unauthorized use of equipment, supplies or other property by either Party, whether or not used routinely to provide telephone service will be strictly prohibited and handled appropriately. Costs associated with such unauthorized use may be charged to the offending Party, as may be all associated investigative costs.
- 12.9 Use of Official Lines. Except for non-toll calls necessary in the performance of their work, neither Party shall use the telephones of the other Party on the BellSouth Premises. Charges for unauthorized telephone calls may be charged to the offending Party, as may be all associated investigative costs.
- 12.10 Accountability. Full compliance with the Security requirements of this Section shall in no way limit the accountability of either Party to the other for the improper actions of its employees.

### **13. Destruction of Collocation Space**

- 13.1 In the event a Collocation Space is wholly or partially damaged by fire, windstorm, tornado, flood or by similar causes to such an extent as to be rendered wholly unsuitable for South Georgia Pre-Paid's permitted use hereunder, then either Party may elect within ten (10) calendar days after such damage, to terminate occupancy of the damaged Collocation Space, and if either Party shall so elect, by giving the other



written notice of termination, both Parties shall stand released of and from further liability under the terms hereof. If the Collocation Space shall suffer only minor damage and shall not be rendered wholly unsuitable for South Georgia Pre-Paid's permitted use, or is damaged and the option to terminate is not exercised by either Party, BellSouth covenants and agrees to proceed promptly without expense to South Georgia Pre-Paid, except for improvements not to the property of BellSouth, to repair the damage. BellSouth shall have a reasonable time within which to rebuild or make any repairs, and such rebuilding and repairing shall be subject to delays caused by storms, shortages of labor and materials, government regulations, strikes, walkouts, and causes beyond the control of BellSouth, which causes shall not be construed as limiting factors, but as exemplary only. South Georgia Pre-Paid may, at its own expense, accelerate the rebuild of its collocated space and equipment provided however that a BellSouth Certified Supplier is used and the necessary space preparation has been completed. If South Georgia Pre-Paid's acceleration of the project increases the cost of the project, then those additional charges will be incurred by South Georgia Pre-Paid. Where allowed and where practical, South Georgia Pre-Paid may erect a temporary facility while BellSouth rebuilds or makes repairs. In all cases where the Collocation Space shall be rebuilt or repaired, South Georgia Pre-Paid shall be entitled to an equitable abatement of rent and other charges, depending upon the unsuitability of the Collocation Space for South Georgia Pre-Paid's permitted use, until such Collocation Space is fully repaired and restored and South Georgia Pre-Paid's equipment installed therein (but in no event later than thirty (30) calendar days after the Collocation Space is fully repaired and restored). Where South Georgia Pre-Paid has placed an Adjacent Arrangement pursuant to Section 3.4, South Georgia Pre-Paid shall have the sole responsibility to repair or replace said Adjacent Arrangement provided herein. Pursuant to this Section, BellSouth will restore the associated services to the Adjacent Arrangement.

#### **14. Eminent Domain**

- 14.1 If the whole of a Collocation Space or Adjacent Arrangement shall be taken by any public authority under the power of eminent domain, then this Attachment shall terminate with respect to such Collocation Space or Adjacent Arrangement as of the day possession shall be taken by such public authority and rent and other charges for the Collocation Space or Adjacent Arrangement shall be paid up to that day with proportionate refund by BellSouth of such rent and charges as may have been paid in advance for a period subsequent to the date of the taking. If any part of the Collocation Space or Adjacent Arrangement shall be taken under eminent domain, BellSouth and South Georgia Pre-Paid shall each have the right to terminate this Attachment with respect to such Collocation Space or Adjacent Arrangement and declare the same null and void, by written notice of such intention to the other Party within ten (10) calendar days after such taking.

**15. Nonexclusivity**

- 15.1 South Georgia Pre-Paid understands that this Attachment is not exclusive and that BellSouth may enter into similar agreements with other Parties. Assignment of space pursuant to all such agreements shall be determined by space availability and made on a first come, first served basis

## **ENVIRONMENTAL AND SAFETY PRINCIPLES**

The following principles provide basic guidance on environmental and safety issues when applying for and establishing Physical Collocation arrangements.

### **1. GENERAL PRINCIPLES**

- 1.1 Compliance with Applicable Law. BellSouth and South Georgia Pre-Paid agree to comply with applicable federal, state, and local environmental and safety laws and regulations including U.S. Environmental Protection Agency (USEPA) regulations issued under the Clean Air Act (CAA), Clean Water Act (CWA), Resource Conservation and Recovery Act (RCRA), Comprehensive Environmental Response, Compensation and Liability Act (CERCLA), Superfund Amendments and Reauthorization Act (SARA), the Toxic Substances Control Act (TSCA), and OSHA regulations issued under the Occupational Safety and Health Act of 1970, as amended and NFPA and National Electrical Codes (NEC) and the NESC (“Applicable Laws”). Each Party shall notify the other if compliance inspections are conducted by regulatory agencies and/or citations are issued that relate to any aspect of this Attachment.
- 1.2 Notice. BellSouth and South Georgia Pre-Paid shall provide notice to the other, including Material Safety Data Sheets (MSDSs), of known and recognized physical hazards or Hazardous Chemicals existing on site or brought on site. A Hazardous Chemical inventory list is posted on an OSHA Poster and updated annually at each Central Office. This Poster is normally located near the front entrance of the building or in the lounge area. Each Party is required to provide specific notice for known potential Imminent Danger conditions. South Georgia Pre-Paid should contact 1-800-743-6737 for any BellSouth MSDS required.
- 1.3 Practices/Procedures. BellSouth may make available additional environmental control procedures for South Georgia Pre-Paid to follow when working at a BellSouth Premises (See Section 2, below). These practices/procedures will represent the regular work practices required to be followed by the employees and suppliers of BellSouth for environmental protection. South Georgia Pre-Paid will require its suppliers, agents and others accessing the BellSouth Premises to comply with these practices. Section 2 lists the Environmental categories where BST practices should be followed by South Georgia Pre-Paid when operating in the BellSouth Premises.
- 1.4 Environmental and Safety Inspections. BellSouth reserves the right to inspect the South Georgia Pre-Paid space with proper notification. BellSouth reserves the right to stop any South Georgia Pre-Paid work operation that imposes Imminent Danger to the environment, employees or other persons in the area or Premises.
- 1.5 Hazardous Materials Brought On Site. Any hazardous materials brought into, used, stored or abandoned at the BellSouth Premises by South Georgia Pre-Paid are owned by South Georgia Pre-Paid. South Georgia Pre-Paid will indemnify BellSouth for claims, lawsuits or damages to persons or property caused by these materials. Without prior written BellSouth approval, no substantial new safety or environmental hazards can be created by South Georgia Pre-Paid or different hazardous materials used by South Georgia Pre-Paid at BellSouth Premises. South Georgia Pre-Paid must

demonstrate adequate emergency response capabilities for its materials used or remaining at the BellSouth Premises.

- 1.6 Spills and Releases. When contamination is discovered at a BellSouth Premises, either Party discovering the condition must notify the other Party. All Spills or Releases of regulated materials will immediately be reported by South Georgia Pre-Paid to BellSouth.
- 1.7 Coordinated Environmental Plans and Permits. BellSouth and South Georgia Pre-Paid will coordinate plans, permits or information required to be submitted to government agencies, such as emergency response plans, spill prevention control and countermeasures (SPCC) plans and community reporting. If fees are associated with filing, BellSouth and South Georgia Pre-Paid will develop a cost sharing procedure. If BellSouth’s permit or EPA identification number must be used, South Georgia Pre-Paid must comply with all of BellSouth’s permit conditions and environmental processes, including environmental “best management practices (BMP)” (see Section 2, below) and/or selection of BST disposition vendors and disposal sites.
- 1.8 Environmental and Safety Indemnification. BellSouth and South Georgia Pre-Paid shall indemnify, defend and hold harmless the other Party from and against any claims (including, without limitation, third-party claims for personal injury or death or real or personal property damage), judgments, damages (including direct and indirect damages and punitive damages), penalties, fines, forfeitures, costs, liabilities, interest and losses arising in connection with the violation or alleged violation of any Applicable Law or contractual obligation or the presence or alleged presence of contamination arising out of the acts or omissions of the indemnifying Party, its agents, suppliers, or employees concerning its operations at the Premises.

**2. CATEGORIES FOR CONSIDERATION OF ENVIRONMENTAL ISSUES**

- 2.1 When performing functions that fall under the following Environmental categories on BellSouth’s Premises, South Georgia Pre-Paid agrees to comply with the applicable sections of the current issue of BellSouth's Environmental and Safety Methods and Procedures (M&Ps), incorporated herein by this reference. South Georgia Pre-Paid further agrees to cooperate with BellSouth to ensure that South Georgia Pre-Paid's employees, agents, and/or suppliers are knowledgeable of and satisfy those provisions of BellSouth’s Environmental M&Ps which apply to the specific Environmental function being performed by South Georgia Pre-Paid, its employees, agents and/or suppliers.
- 2.2 The most current version of the reference documentation must be requested from South Georgia Pre-Paid’s BellSouth Account Team Collocation Coordinator (ATCC) Representative.

ENVIRONMENTAL CATEGORIES	ENVIRONMENTAL ISSUES	ADDRESSED BY THE FOLLOWING DOCUMENTATION
Disposal of hazardous material or other regulated material (e.g., batteries, fluorescent	Compliance with all applicable local, state, & federal laws and regulations	Std T&C 450 Fact Sheet Series 17000

tubes, solvents & cleaning materials)	Pollution liability insurance  EVET approval of supplier	Std T&C 660-3  Approved Environmental Vendor List (Contact ATCC Representative)
Emergency response	Hazmat/waste release/spill fire safety emergency	Fact Sheet Series 17000 Building Emergency Operations Plan (EOP) (specific to and located on Premises)
Contract labor/outsourcing for services with environmental implications to be performed on BellSouth Premises (e.g., disposition of hazardous material/waste; maintenance of storage tanks)	Compliance with all applicable local, state, & federal laws and regulations  Performance of services in accordance with BST's environmental M&Ps  Insurance	Std T&C 450  Std T&C 450-B (Contact ATCC Representative for copy of appropriate E/S M&Ps.)  Std T&C 660
Transportation of hazardous material	Compliance with all applicable local, state, & federal laws and regulations  Pollution liability insurance  EVET approval of supplier	Std T&C 450 Fact Sheet Series 17000  Std T&C 660-3  Approved Environmental Vendor List (Contact ATCC Representative)
Maintenance/operations work which may produce a waste  Other maintenance work	Compliance with all applicable local, state, & federal laws and regulations  Protection of BST employees and equipment	Std T&C 450  29CFR 1910.147 (OSHA Standard) 29CFR 1910 Subpart O (OSHA Standard)
Janitorial services	All waste removal and disposal must conform to all applicable federal, state and local regulations  All Hazardous Material and	Procurement Manager (CRES Related Matters)-BST Supply Chain Services

	Waste  Asbestos notification and protection of employees and equipment	Fact Sheet Series 17000  GU-BTEN-001BT, Chapter 3 BSP 010-170-001BS (Hazcom)
Manhole cleaning	Compliance with all applicable local, state, & federal laws and regulations  Pollution liability insurance  EVET approval of supplier	Std T&C 450 Fact Sheet 14050 BSP 620-145-011PR Issue A, August 1996  Std T&C 660-3  Approved Environmental Vendor List (Contact ATCC Representative)
Removing or disturbing building materials that may contain asbestos	Asbestos work practices	GU-BTEN-001BT, Chapter 3 For questions regarding removing or disturbing materials that contain asbestos, call the BellSouth Building Service Center: AL, MS, TN, KY & LA (local area code) 557-6194 FL, GA, NC & SC (local area code) 780-2740

### 3. DEFINITIONS

Generator. Under RCRA, the person whose act produces a Hazardous Waste, as defined in 40 CFR 261, or whose act first causes a Hazardous Waste to become subject to regulation. The Generator is legally responsible for the proper management and disposal of Hazardous Wastes in accordance with regulations.

Hazardous Chemical. As defined in the U.S. Occupational Safety and Health (OSHA) hazard communication standard (29 CFR 1910.1200), any chemical which is a health hazard or physical hazard.

Hazardous Waste. As defined in Section 1004 of RCRA.

Imminent Danger. Any conditions or practices at a Premises which are such that a danger exists which could reasonably be expected to cause immediate death or serious harm to people or immediate significant damage to the environment or natural resources.

Spill or Release. As defined in Section 101 of CERCLA.

#### 4. ACRONYMS

ATCC – Account Team Collocation Coordinator

BST – BellSouth Telecommunications

CRES – Corporate Real Estate and Services (formerly PS&M)

DEC/LDEC - Department Environmental Coordinator/Local Department Environmental Coordinator

E/S – Environmental/Safety

EVET - Environmental Vendor Evaluation Team

GU-BTEN-001BT - BellSouth Environmental Methods and Procedures

NESC - National Electrical Safety Codes

P&SM - Property & Services Management

Std T&C - Standard Terms & Conditions

## **Attachment 4**

### **Remote Site Physical Collocation**



## BELLSOUTH

### REMOTE SITE PHYSICAL COLLOCATION

#### 1. Scope of Attachment

- 1.1 Scope of Attachment. The rates, terms, and conditions contained within this Attachment shall only apply when South Georgia Pre-Paid is occupying the collocation space as a sole occupant or as a Host within a Remote Site Location (“Remote Collocation Space”) pursuant to this Attachment.
- 1.2 Right to occupy. BellSouth shall offer to South Georgia Pre-Paid Remote Collocation Space on rates, terms, and conditions that are just, reasonable, non-discriminatory and consistent with the rules of the Federal Communications Commission (“FCC”). Subject to the rates, terms, and conditions of this Attachment, where space is available and collocation is technically feasible, BellSouth will allow South Georgia Pre-Paid to occupy that certain area designated by BellSouth within a BellSouth Remote Site Location, or on BellSouth property upon which the BellSouth Remote Site Location is located, of a size, which is specified by South Georgia Pre-Paid and agreed to by BellSouth. BellSouth Remote Site Locations include cabinets, huts, and controlled environmental vaults owned or leased by BellSouth that house BellSouth Network Facilities. To the extent this Attachment does not include all the necessary rates, terms and conditions for BellSouth Remote Site Locations other than cabinets, huts and controlled environmental vaults, the Parties will negotiate said rates, terms, and conditions upon request for collocation at BellSouth Remote Site Locations other than those specified above.
- 1.3 Space Reservation.
- 1.3.1 In all states other than Florida, the number of racks/bays specified by South Georgia Pre-Paid may contemplate a request for space sufficient to accommodate South Georgia Pre-Paid’s growth within a two-year period.
- 1.3.2 In the state of Florida, the number of racks/bays specified by South Georgia Pre-Paid may contemplate a request for space sufficient to accommodate South Georgia Pre-Paid’s growth within an eighteen (18) month period.
- 1.3.3 Neither BellSouth nor any of BellSouth’s affiliates may reserve space for future use on more preferential terms than those set forth above.
- 1.4 Third Party Property. If the Premises, or the property on which it is located, is leased by BellSouth from a Third Party or otherwise controlled by a Third Party, special

- considerations and intervals may apply in addition to the terms and conditions of this Attachment. Additionally, where BellSouth notifies South Georgia Pre-Paid that BellSouth's agreement with a Third Party does not grant BellSouth the ability to provide access and use rights to others, upon South Georgia Pre-Paid's request, BellSouth will use its best efforts to obtain the owner's consent and to otherwise secure such rights for South Georgia Pre-Paid. South Georgia Pre-Paid agrees to reimburse BellSouth for the reasonable and demonstrable costs incurred by BellSouth in obtaining such rights for South Georgia Pre-Paid. In cases where a Third Party agreement does not grant BellSouth the right to provide access and use rights to others as contemplated by this Attachment and BellSouth, despite its best efforts, is unable to secure such access and use rights for South Georgia Pre-Paid as above, South Georgia Pre-Paid shall be responsible for obtaining such permission to access and use such property. BellSouth shall cooperate with South Georgia Pre-Paid in obtaining such permission.
- 1.5 Space Reclamation. In the event of space exhaust within a Remote Site Location, BellSouth may include in its documentation for the Petition for Waiver filing any unutilized space in the Remote Site Location. South Georgia Pre-Paid will be responsible for any justification of unutilized space within its Remote Collocation Space, if the Commission requires such justification.
- 1.6 Use of Space. South Georgia Pre-Paid shall use the Remote Collocation Space for the purposes of installing, maintaining and operating South Georgia Pre-Paid's equipment (to include testing and monitoring equipment) necessary for interconnection with BellSouth services and facilities or for accessing BellSouth unbundled network elements (UNEs) for the provision of telecommunications services, as specifically set forth in this Agreement. The Remote Collocation Space may be used for no other purposes except as specifically described herein or in any amendment hereto.
- 1.7 Rates and charges. South Georgia Pre-Paid agrees to pay the rates and charges identified in Exhibit B attached hereto.
- 1.8 If any due date contained in this Attachment falls on a weekend or National holiday, then the due date will be the next business day thereafter. For intervals of ten (10) calendar days or less National holidays will be excluded.
- 1.9 The Parties agree to comply with all applicable federal, state, county, local and administrative laws, rules, ordinances, regulations and codes in the performance of their obligations hereunder.
- 2. Space Availability Report**
- 2.1 Space Availability Report. Upon request from South Georgia Pre-Paid, BellSouth will provide a written report ("Space Availability Report"), describing in detail the space that is available for collocation and specifying the amount of Remote Collocation

- Space available at the Remote Site Location requested, the number of collocators present at the Remote Site Location, any modifications in the use of the space since the last report on the Remote Site Location requested and the measures BellSouth is taking to make additional space available for collocation arrangements. A Space Availability Report does not reserve space at the Remote Site Location.
- 2.1.1 The request from South Georgia Pre-Paid for a Space Availability Report must be written and must include the Common Language Location Identification (“CLLI”) code for both the Remote Site Location and the serving wire center. The CLLI code information for the serving wire center is located in the National Exchange Carrier Association (NECA) Tariff FCC No. 4. If South Georgia Pre-Paid is unable to obtain the CLLI code for the Remote Site Location from, for example, a site visit to the remote site, South Georgia Pre-Paid may request the CLLI code from BellSouth. To obtain a CLLI code for a Remote Site Location directly from BellSouth, South Georgia Pre-Paid should submit to BellSouth a Remote Site Interconnection Request for the serving wire center CLLI code prior to submitting its request for a Space Availability Report. South Georgia Pre-Paid should complete all the requested information and submit the Request to BellSouth. BellSouth will bill the applicable fee upon receipt of the request.
- 2.1.2 BellSouth will respond to a request for a Space Availability Report for a particular Remote Site Location within ten (10) calendar days of receipt of such request. BellSouth will make best efforts to respond in ten (10) calendar days to such a request when the request includes from two (2) to five (5) Remote Site Locations within the same state. The response time for requests of more than five (5) Remote Site Locations shall be negotiated between the Parties. If BellSouth cannot meet the ten (10) calendar day response time, BellSouth shall notify South Georgia Pre-Paid and inform South Georgia Pre-Paid of the time frame under which it can respond.
- 2.2 Remote Terminal information. Upon request, BellSouth will provide South Georgia Pre-Paid with the following information concerning BellSouth’s remote terminals: (i) the address of the remote terminal; (ii) the CLLI code of the remote terminal; (iii) the carrier serving area of the remote terminal; (iv) the designation of which remote terminals subtend a particular central office; and (v) the number and address of customers that are served by a particular remote terminal.
- 2.2.1 BellSouth will provide this information on a first come, first served basis within thirty (30) calendar days of a South Georgia Pre-Paid request subject to the following conditions: (i) the information will only be provided on a CD in the same format in which it appears in BellSouth’s systems; (ii) the information will only be provided for each serving wire center designated by South Georgia Pre-Paid, up to a maximum of thirty (30) wire centers per South Georgia Pre-Paid request per month per state, and up to for a maximum of one hundred twenty (120) wire centers total per month per state for all CLECs; and (iii) South Georgia Pre-Paid agrees to pay the costs incurred by BellSouth in providing the information.

### **3. Collocation Options**

- 3.1 Cageless. BellSouth shall allow South Georgia Pre-Paid to collocate South Georgia Pre-Paid's equipment and facilities without requiring the construction of a cage or similar structure. BellSouth shall allow South Georgia Pre-Paid to have direct access to South Georgia Pre-Paid's equipment and facilities in accordance with Section 5.8. BellSouth shall make cageless collocation available in single rack/bay increments. Except where South Georgia Pre-Paid's equipment requires special technical considerations (e.g., special cable racking or isolated ground plane), BellSouth shall assign cageless Remote Collocation Space in conventional equipment rack lineups where feasible. For equipment requiring special technical considerations, South Georgia Pre-Paid must provide the equipment layout, including spatial dimensions for such equipment pursuant to generic requirements contained in Telcordia GR-63-Core, and shall be responsible for compliance with all special technical requirements associated with such equipment pursuant to Section 7.6 following.
- 3.2 Caged. At South Georgia Pre-Paid's expense, South Georgia Pre-Paid may arrange with a Supplier certified by BellSouth ("BellSouth Certified Supplier") to construct a collocation arrangement enclosure, where technically feasible as that term has been defined by the FCC, in accordance with BellSouth's Technical References (TR) ("Specifications") prior to starting equipment installation. BellSouth will provide Specifications upon request. South Georgia Pre-Paid's BellSouth Certified Supplier shall be responsible for filing and receiving any and all necessary permits and/or licenses for such construction. BellSouth shall cooperate with South Georgia Pre-Paid and provide, at South Georgia Pre-Paid's expense, the documentation, including existing building architectural drawings, enclosure drawings, and Specifications required and necessary for South Georgia Pre-Paid's BellSouth Certified Supplier to obtain the zoning, permits and/or other licenses. South Georgia Pre-Paid's BellSouth Certified Supplier shall bill South Georgia Pre-Paid directly for all work performed for South Georgia Pre-Paid pursuant to this Attachment and BellSouth shall have no liability for nor responsibility to pay such charges imposed by South Georgia Pre-Paid's BellSouth Certified Supplier. South Georgia Pre-Paid must provide the local BellSouth Remote Site Location contact with two Access Keys used to enter the locked enclosure. Except in case of emergency, BellSouth will not access South Georgia Pre-Paid's locked enclosure prior to notifying South Georgia Pre-Paid at least forty-eight (48) hours before access to the Remote Site Location is required. Upon request, BellSouth shall construct the enclosure for South Georgia Pre-Paid.
- 3.2.1 BellSouth may elect to review South Georgia Pre-Paid's plans and specifications prior to allowing construction to start to ensure compliance with BellSouth's Specifications. Notification to South Georgia Pre-Paid indicating BellSouth's desire to execute this review will be provided in BellSouth's response to the Application, if South Georgia Pre-Paid has indicated their desire to construct their own enclosure. If South Georgia Pre-Paid's Application does not indicate their desire to construct their own enclosure, but their firm order does indicate their desire to construct their own enclosure, then

notification to review will be given within ten (10) calendar days after the Firm Order date. BellSouth shall complete its review within fifteen (15) calendar days after the receipt of the plans and specifications. Regardless of whether or not BellSouth elects to review South Georgia Pre-Paid's plans and specifications, BellSouth reserves the right to inspect the enclosure after construction to make sure it is constructed according to the submitted plans and specifications and/or BellSouth's Specifications, as applicable. BellSouth shall require South Georgia Pre-Paid to remove or correct within seven (7) calendar days at South Georgia Pre-Paid's expense any structure that does not meet these plans and specifications or, where applicable, BellSouth's Specifications.

- 3.3 Shared Collocation. South Georgia Pre-Paid may allow other telecommunications carriers to share South Georgia Pre-Paid's Remote Collocation Space pursuant to terms and conditions agreed to by South Georgia Pre-Paid ("Host") and other telecommunications carriers ("Guests") and pursuant to this Section, except where the BellSouth Remote Site Location is located within a leased space and BellSouth is prohibited by said lease from offering such an option or is located on property for which BellSouth holds an easement and such easement does not permit such an option. South Georgia Pre-Paid shall notify BellSouth in writing upon execution of any agreement between the Host and its Guest within ten (10) calendar days of its execution and prior to any Firm Order. Further, such notice shall include the name of the Guest(s) and the term of the agreement, and shall contain a certification by South Georgia Pre-Paid that said agreement imposes upon the Guest(s) the same terms and conditions for Remote Collocation Space as set forth in this Attachment between BellSouth and South Georgia Pre-Paid.
- 3.3.1 South Georgia Pre-Paid, as the Host, shall be the sole interface and responsible Party to BellSouth for assessment of rates and charges contained within this Attachment and for the purposes of ensuring that the safety and security requirements of this Attachment are fully complied with by the Guest, its employees and agents. BellSouth shall provide South Georgia Pre-Paid with a proration of the costs of the Remote Collocation Space based on the number of collocators and the space used by each with a minimum charge of one (1) bay/rack per Host/Guest. In those instances where the Host permits a Guest to use a shelf within the Host's bay, BellSouth will not prorate the cost of the bay. In all states other than Florida, and in addition to the foregoing, South Georgia Pre-Paid shall be the responsible party to BellSouth for the purpose of submitting applications for bay/rack placement for the Guest. In Florida the Guest may directly submit bay/rack placement applications using the Host's access carrier name abbreviation (ACNA). A separate Guest application shall require the assessment of an Application Fee, as set forth in Exhibit B, which will be charged to the Host. BellSouth shall bill this nonrecurring fee on the date that BellSouth provides it written response ("Application Response").
- 3.3.2 Notwithstanding the foregoing, the Guest may arrange directly with BellSouth for the provision of the interconnecting facilities between BellSouth and the Guest and for the

- provision of the services and access to unbundled network elements. The bill for these interconnecting facilities, services and access to UNEs will be charged to the Guest pursuant to the applicable tariff or the Guest's Interconnection Agreement with BellSouth.
- 3.3.3 South Georgia Pre-Paid shall indemnify and hold harmless BellSouth from any and all claims, actions, causes of action, of whatever kind or nature arising out of the presence of South Georgia Pre-Paid's Guest(s) in the Remote Collocation Space except to the extent caused by BellSouth's sole negligence, gross negligence, or willful misconduct.
- 3.4 Adjacent Collocation. Subject to technical feasibility and space availability, BellSouth will permit adjacent Remote Site collocation arrangements ("Remote Site Adjacent Arrangement") on the property on which the Remote Site is located when space within the Remote Site Location is legitimately exhausted, where the Remote Site Adjacent Arrangement does not interfere with access to existing or planned structures or facilities on the Remote Site Location property. The Remote Site Adjacent Arrangement shall be constructed or procured by South Georgia Pre-Paid and in conformance with BellSouth's design and construction Specifications. Further, South Georgia Pre-Paid shall construct, procure, maintain and operate said Remote Site Adjacent Arrangement(s) pursuant to all of the terms and conditions set forth in this Attachment. Rates shall be negotiated at the time of the application for the Remote Site Adjacent Arrangement.
- 3.4.1 Should South Georgia Pre-Paid elect Adjacent Collocation, South Georgia Pre-Paid must arrange with a BellSouth Certified Supplier to construct a Remote Site Adjacent Arrangement structure in accordance with BellSouth's Specifications. Where local building codes require enclosure specifications more stringent than BellSouth's Specifications, South Georgia Pre-Paid and South Georgia Pre-Paid's BellSouth Certified Supplier must comply with local building code requirements. South Georgia Pre-Paid's BellSouth Certified Supplier shall be responsible for filing and receiving any and all necessary zoning, permits and/or licenses for such construction. South Georgia Pre-Paid's BellSouth Certified Supplier shall bill South Georgia Pre-Paid directly for all work performed for South Georgia Pre-Paid pursuant to this Attachment and BellSouth shall have no liability for nor responsibility to pay such charges imposed by South Georgia Pre-Paid's BellSouth Certified Supplier. South Georgia Pre-Paid must provide the local BellSouth Remote Site Location contact with two cards, keys or other access device used to enter the locked enclosure. Except in cases of emergency, BellSouth shall not access South Georgia Pre-Paid's locked enclosure prior to notifying South Georgia Pre-Paid at least forty-eight (48) hours or two (2) business days, whichever is greater, before access to the locked enclosure is required.
- 3.4.2 South Georgia Pre-Paid must submit its plans and specifications to BellSouth with its Firm Order. BellSouth shall review South Georgia Pre-Paid's plans and specifications prior to construction of a Remote Site Adjacent Arrangement(s) to ensure compliance with BellSouth's Specifications. BellSouth shall complete its review within fifteen

- (15) calendar days after receipt of plans and specifications. BellSouth may inspect the Remote Site Adjacent Arrangement(s) during and after construction to confirm it is constructed according to the submitted plans and specifications. BellSouth shall require South Georgia Pre-Paid to remove or correct within seven (7) calendar days at South Georgia Pre-Paid's expense any structure that does not meet these plans and specifications or, where applicable, BellSouth's Specifications.
- 3.4.3 South Georgia Pre-Paid shall provide a concrete pad, the structure housing the arrangement, heating/ventilation/air conditioning ("HVAC"), lighting, and all facilities that connect the structure (i.e. racking, conduits, etc.) to the BellSouth point of demarcation. At South Georgia Pre-Paid's option, and where the local authority having jurisdiction permits, BellSouth shall provide an AC power source and access to physical collocation services and facilities subject to the same nondiscriminatory requirements as applicable to any other physical collocation arrangement. In Alabama and Louisiana, BellSouth will provide DC power to Adjacent Collocation sites where technically feasible, as that term has been defined by the FCC, and subject to individual case basis pricing. South Georgia Pre-Paid's BellSouth Certified Supplier shall be responsible, at South Georgia Pre-Paid's expense, for filing and receiving any and all necessary zoning, permits and/or licenses for such arrangement. BellSouth shall allow Shared Collocation within a Remote Site Adjacent Arrangement pursuant to the terms and conditions set forth herein.
- 3.5 Co-carrier cross-connect (CCXC). The primary purpose of collocation is for a collocated telecommunications carrier to interconnect with BellSouth's network or to access BellSouth's unbundled network elements for the provision of telecommunications services within a BellSouth Premises. BellSouth will permit South Georgia Pre-Paid to interconnect between its virtual or physical collocation arrangements and those of another collocated telecommunications carrier within the same Remote Site Location. Both South Georgia Pre-Paid's agreement and the other collocated telecommunications carrier's agreement must contain rates, terms and conditions for CCXC language. At no point in time shall South Georgia Pre-Paid use the Remote Collocation Space for the sole or primary purpose of cross connecting to other collocated telecommunications carriers.
- 3.5.1 South Georgia Pre-Paid must use a BellSouth Certified Supplier to place the CCXC. The CCXC shall be provisioned through facilities owned by South Georgia Pre-Paid. Such connections to other collocated telecommunications carriers may be made using either optical or electrical facilities. In cases where South Georgia Pre-Paid's equipment and the equipment of the other collocated telecommunications carrier are located in contiguous caged Collocation Spaces, South Georgia Pre-Paid will have the option of using South Georgia Pre-Paid's own technicians to deploy co-carrier cross connects using either electrical or optical facilities between the sets of equipment and construct its own dedicated cable support structure. South Georgia Pre-Paid shall deploy such optical or electrical connections directly between its own facilities and the facilities of other collocated telecommunications carriers without being routed through

- BellSouth equipment. South Georgia Pre-Paid shall not provision CCXC on any BellSouth distribution frame, POT (Point of Termination) Bay, DSX (Digital System Cross-connect) or LGX (Light Guide Cross-connect). South Georgia Pre-Paid is responsible for ensuring the integrity of the signal.
- 3.5.2 South Georgia Pre-Paid shall be responsible for providing a letter of authorization (“LOA”) to BellSouth from the other collocated telecommunications carrier prior to installing the CCXC. South Georgia Pre-Paid-provisioned CCXC shall utilize common cable support structure. There will be a recurring charge per linear foot, per cable, of common cable support structure used. In the case of two contiguous caged collocation arrangements, South Georgia Pre-Paid will have the option of using South Georgia Pre-Paid’s own technicians to construct its own dedicated support structure.
- 3.5.3 To order CCXCs, South Georgia Pre-Paid must submit an Application. If no modification to the Remote Collocation Space is requested other than the placement of CCXCs, the Subsequent Application Fee for CCXCs, as defined in Exhibit B, will apply. If modifications in addition to the placement of CCXCs are requested, the Application Fee will apply. This nonrecurring fee will be billed by BellSouth on the date that BellSouth provides an Application Response.
4. **Occupancy**
- 4.1 **Occupancy.** BellSouth will notify South Georgia Pre-Paid in writing that the Remote Collocation Space is ready for occupancy (“Space Ready Date”). South Georgia Pre-Paid will schedule and complete an acceptance walkthrough of each Remote Collocation Space with BellSouth within fifteen (15) calendar days of BellSouth’s notifying South Georgia Pre-Paid that Remote Collocation Space is ready for occupancy (“Space Ready Date”). BellSouth will correct any deviations to South Georgia Pre-Paid’s original or jointly amended requirements within seven (7) calendar days after the walkthrough, unless the Parties jointly agree upon a different time frame, and BellSouth shall establish a new Space Ready Date. Another acceptance walkthrough will then be scheduled and conducted within fifteen (15) calendar days of the new Space Ready Date. This follow-up acceptance walkthrough will be limited to those items identified in the initial walkthrough. If South Georgia Pre-Paid has met the fifteen (15) calendar day interval(s), billing will begin upon the date of South Georgia Pre-Paid’s acceptance of the Collocation Space (“Space Acceptance Date”). In the event that South Georgia Pre-Paid fails to complete an acceptance walkthrough within this fifteen (15) calendar day interval, the Remote Collocation Space shall be deemed accepted by South Georgia Pre-Paid on the Space Ready Date and billing will commence from that date. If South Georgia Pre-Paid decides to occupy the space prior to the Space Ready Date, the date South Georgia Pre-Paid occupies the space becomes the new Space Acceptance Date and billing begins from that date. South Georgia Pre-Paid must notify BellSouth in writing that collocation equipment installation is complete and is operational with BellSouth’s network. BellSouth may, at its option, not accept orders for cross connects until receipt of such notice. For purposes of this paragraph, South Georgia Pre-Paid’s telecommunications equipment



will be deemed operational when cross-connected to BellSouth's network for the purpose of service provision.

- 4.2 Termination of Occupancy. In addition to any other provisions addressing termination of occupancy in this Attachment, South Georgia Pre-Paid may terminate occupancy in a particular Remote Collocation Space by submitting an Application requesting termination of occupancy; such termination shall be effective upon BellSouth's acceptance of the Space Relinquishment Form. Billing for monthly recurring charges will cease on the date <customer short name> and BellSouth conduct an inspection of the terminated space and jointly sign off on the Space Relinquishment Form or on the date that <customer short name> signs off on the Space Relinquishment Form and sends the form to BellSouth if a subsequent inspection of the terminated space by BellSouth reveals no discrepancies. If the subsequent inspection by BellSouth reveals discrepancies, billing will cease on the date that BellSouth and <customer short name> jointly conduct an inspection which confirms that <customer short name> has corrected the discrepancies. An Application Fee will not apply for termination of occupancy. BellSouth may terminate South Georgia Pre-Paid's right to occupy the Remote Collocation Space in the event South Georgia Pre-Paid fails to comply with any provision of this Agreement.
- 4.2.1 Upon termination of occupancy, South Georgia Pre-Paid at its expense shall remove its equipment and other property from the Remote Collocation Space. South Georgia Pre-Paid shall have thirty (30) calendar days from the Bona Fide Firm Order ("BFFO") Application Date ("Termination Date") to complete such removal, including the removal of all equipment and facilities of South Georgia Pre-Paid's Guest(s), unless South Georgia Pre-Paid's Guest(s) has assumed responsibility for the Remote Collocation Space housing the Guest(s)'s equipment and executed the documentation required by BellSouth prior to such removal date. South Georgia Pre-Paid shall continue payment of monthly fees to BellSouth until such date as South Georgia Pre-Paid, and if applicable South Georgia Pre-Paid's Guest(s), has fully vacated the Remote Collocation Space and the Space Relinquish Form has been accepted by BellSouth. Should South Georgia Pre-Paid or South Georgia Pre-Paid's Guest(s) fail to vacate the Remote Collocation Space within thirty (30) calendar days from the Termination Date, BellSouth shall have the right to remove the equipment and dispose of the equipment and other property of South Georgia Pre-Paid or South Georgia Pre-Paid's Guest(s), in any manner that BellSouth deems fit, at South Georgia Pre-Paid's expense and with no liability whatsoever for South Georgia Pre-Paid's or South Georgia Pre-Paid's Guest(s)'s property. Upon termination of South Georgia Pre-Paid's right to occupy Remote Collocation Space, the Remote Collocation Space will revert back to BellSouth, and South Georgia Pre-Paid shall surrender such Remote Collocation Space to BellSouth in the same condition as when first occupied by the South Georgia Pre-Paid except for ordinary wear and tear unless otherwise agreed to by the Parties. For CEVs and huts South Georgia Pre-Paid's BellSouth Certified Supplier shall be responsible for updating and making any necessary changes to BellSouth's records as required by BellSouth's Specifications including but not limited

to Record Drawings and ERMA Records. South Georgia Pre-Paid shall be responsible for the cost of removing any South Georgia Pre-Paid constructed enclosure, together with all support structures (e.g., racking, conduits, or power cables), at the termination of occupancy and restoring the grounds to their original condition.

## **5. Use of Remote Collocation Space**

5.1 **Equipment Type.** BellSouth permits the collocation of any type of equipment necessary for interconnection to BellSouth's network or for access to BellSouth's unbundled network elements in the provision of telecommunications services, as the term "necessary" is defined by FCC 47 C.F.R. Section 51.323 (b). The primary purpose and function of any equipment collocated in a Remote Collocation Space must be for interconnection to BellSouth's network or for access to BellSouth's unbundled network elements in the provision of telecommunications services.

5.1.1 Examples of equipment that would not be considered necessary include but are not limited to: traditional circuit switching equipment, equipment used exclusively for call-related databases, computer servers used exclusively for providing information services, operations support system (OSS) equipment used to support collocated telecommunications carrier network operations, equipment that generates customer orders, manages trouble tickets or inventory, or stores customer records in centralized databases, etc. BellSouth will determine upon receipt of an application if the requested equipment is necessary based on the criteria established by the FCC. Multifunctional equipment placed on BellSouth's Premises must not place any greater relative burden on BellSouth's property than comparable single-function equipment. BellSouth reserves the right to permit collocation of any equipment on a nondiscriminatory basis.

5.1.2 Such equipment must, at a minimum, meet the following Telcordia Network Equipment Building Systems (NEBS) General Equipment Requirements: Criteria Level 3 requirements as outlined in the Telcordia Special Report SR-3580, Issue 1. Except where otherwise required by a Commission, BellSouth shall comply with the applicable FCC rules relating to denial of collocation based on South Georgia Pre-Paid's failure to comply with this Section.

5.1.2.1 All South Georgia Pre-Paid equipment installation shall comply with BellSouth TR 73503-11h, "Grounding - Engineering Procedures". Metallic cable sheaths and metallic strength members of optical fiber cables as well as the metallic cable sheaths of all copper conductor cables shall be bonded to the designated grounding bus for the Remote Site Location. All copper conductor pairs, working and non-working, shall be equipped with a solid-state protector unit (over-voltage protection only), which has been listed by a nationally recognized testing laboratory.

5.1.3 South Georgia Pre-Paid shall identify to BellSouth whenever South Georgia Pre-Paid submits a Method of Procedure ("MOP") adding equipment to South Georgia Pre-Paid's Remote Collocation Space all UCC-1 lien holders or other entities that have a

- financial interest, secured or otherwise, in the equipment in South Georgia Pre-Paid's Remote Collocation Space. South Georgia Pre-Paid shall submit a copy of the list of any lien holders or other entities that have a financial interest to South Georgia Pre-Paid's ATCC Representative.
- 5.2 South Georgia Pre-Paid shall not use the Remote Collocation Space for marketing purposes nor shall it place any identifying signs or markings in the area surrounding the Remote Collocation Space or on the grounds of the Remote Site Location.
- 5.3 South Georgia Pre-Paid shall place a plaque or other identification affixed to South Georgia Pre-Paid's equipment to identify South Georgia Pre-Paid's equipment, including a list of emergency contacts with telephone numbers.
- 5.4 Entrance Facilities. South Georgia Pre-Paid may elect to place South Georgia Pre-Paid-owned or South Georgia Pre-Paid-leased fiber entrance facilities into the Remote Collocation Space. BellSouth will designate the point of interconnection at the Remote Site Location housing the Remote Collocation Space, which is physically accessible by both Parties. South Georgia Pre-Paid will provide and place copper cable through conduit from the Remote Collocation Space to the Feeder Distribution Interface to the splice location of sufficient length for splicing by BellSouth. South Georgia Pre-Paid must contact BellSouth for instructions prior to placing the entrance facility cable. South Georgia Pre-Paid is responsible for maintenance of the entrance facilities.
- 5.4.1 Shared Use. South Georgia Pre-Paid may utilize spare capacity on an existing interconnector entrance facility for the purpose of providing an entrance facility to South Georgia Pre-Paid's collocation arrangement within the same BellSouth Remote Site Location. BellSouth shall allow splicing to the entrance facility, provided that the fiber is non-working fiber. South Georgia Pre-Paid must arrange with BellSouth in accordance with BellSouth's Special Construction Procedures, RL93-11-030BT, and provide a LOA from the other telecommunications carrier for BellSouth to splice the South Georgia Pre-Paid provided riser cable to the spare capacity on the entrance facility. If South Georgia Pre-Paid desires to allow another telecommunications carrier to use its entrance facilities, then that telecommunications carrier must arrange with BellSouth in accordance with BellSouth's Special Construction Procedures, RL93-11-030BT, and provide a LOA from South Georgia Pre-Paid for BellSouth to splice that telecommunications carrier's provided riser cable to the spare capacity on South Georgia Pre-Paid's entrance facility.
- 5.5 Demarcation Point. BellSouth will designate the point(s) of demarcation between South Georgia Pre-Paid's equipment and/or network and BellSouth's network. Each Party will be responsible for maintenance and operation of all equipment/facilities on its side of the demarcation point. South Georgia Pre-Paid or its agent must perform all required maintenance to South Georgia Pre-Paid equipment/facilities on its side of the demarcation point, pursuant to Section 5.6, following.

- 5.6 South Georgia Pre-Paid's Equipment and Facilities. South Georgia Pre-Paid, or if required by this Attachment, South Georgia Pre-Paid's BellSouth Certified Supplier, is solely responsible for the design, engineering, installation, testing, provisioning, performance, monitoring, maintenance and repair of the equipment and facilities used by South Georgia Pre-Paid which must be performed in compliance with all applicable BellSouth Specifications. Such equipment and facilities may include but are not limited to cable(s), equipment, and point of termination connections. South Georgia Pre-Paid and its selected BellSouth Certified Supplier must follow and comply with all BellSouth requirements outlined in BellSouth's TR 73503, TR 73519, TR 73572, and TR 73564.
- 5.7 BellSouth's Access to Remote Collocation Space. From time to time BellSouth may require access to the Remote Collocation Space. BellSouth retains the right to access the Remote Collocation Space for the purpose of making BellSouth equipment and Remote Site Location modifications. Except in case of emergency, BellSouth will give notice to South Georgia Pre-Paid at least forty-eight (48) hours before access to the Remote Collocation Space is required. South Georgia Pre-Paid may elect to be present whenever BellSouth performs work in the Collocation Space. The Parties agree that South Georgia Pre-Paid will not bear any of the expense associated with this work.
- 5.8 Access. Pursuant to Section 12, South Georgia Pre-Paid shall have access to the Remote Collocation Space twenty-four (24) hours a day, seven (7) days a week. South Georgia Pre-Paid agrees to provide the name and social security number or date of birth or driver's license number of each employee, supplier, or agents of South Georgia Pre-Paid or South Georgia Pre-Paid's Guests to be provided with access keys or cards ("Access Keys") prior to the issuance of said Access Keys using form RF-2906-C "CLEC and CLEC Certified Supplier Access Request and Acknowledgement". Key acknowledgement forms, "Collocation Acknowledgement Sheet" for access cards and "Key Acknowledgement Form" for keys, must be signed by South Georgia Pre-Paid and returned to BellSouth Access Management within fifteen (15) calendar days of South Georgia Pre-Paid's receipt. Failure to return properly acknowledged forms will result in the holding of subsequent requests until acknowledgements are current. Access Keys shall not be duplicated under any circumstances. South Georgia Pre-Paid agrees to be responsible for all Access Keys and for the return of all said Access Keys in the possession of South Georgia Pre-Paid's employees, suppliers, Guests, or agents after termination of the employment relationship, contractual obligation with South Georgia Pre-Paid or upon the termination of this Attachment or the termination of occupancy of an individual Remote Collocation Space arrangement.
- 5.8.1 BellSouth will permit one accompanied site visit to South Georgia Pre-Paid's designated collocation arrangement location after receipt of the BFFO without charge to South Georgia Pre-Paid. South Georgia Pre-Paid must submit to BellSouth the

- completed Access Control Request Form for all employees or agents requiring access to the BellSouth Remote Site Location a minimum of thirty (30) calendar days prior to the date South Georgia Pre-Paid desires access to the Remote Collocation Space. In order to permit reasonable access during construction of the Remote Collocation Space, South Georgia Pre-Paid may submit such a request at any time subsequent to BellSouth's receipt of the BFFO. In the event South Georgia Pre-Paid desires access to the Remote Collocation Space after submitting such a request but prior to access being approved, in addition to the first accompanied free visit, BellSouth shall permit South Georgia Pre-Paid to access the Remote Collocation Space accompanied by a security escort at South Georgia Pre-Paid's expense. South Georgia Pre-Paid must request escorted access at least three (3) business days prior to the date such access is desired.
- 5.9 Lost or Stolen Access Keys. South Georgia Pre-Paid shall notify BellSouth in writing immediately in the case of lost or stolen Access Keys. Should it become necessary for BellSouth to re-key Remote Site Locations or deactivate a card as a result of a lost Access Key(s) or for failure to return an Access Key(s), South Georgia Pre-Paid shall pay for all reasonable costs associated with the re-keying or deactivating the card.
- 5.10 Interference or Impairment. Notwithstanding any other provisions of this Attachment, South Georgia Pre-Paid shall not use any product or service provided under this Agreement, any other service related thereto or used in combination therewith, or place or use any equipment and facilities in any manner that 1) significantly degrades, interferes with or impairs service provided by BellSouth or by any other entity or any person's use of its telecommunications service; 2) endangers or damages the equipment, facilities or other property of BellSouth or of any other entity or person; 3) compromises the privacy of any communications; or 4) creates an unreasonable risk of injury or death to any individual or to the public. If BellSouth reasonably determines that any equipment or facilities of South Georgia Pre-Paid violates the provisions of this paragraph, BellSouth shall give written notice to South Georgia Pre-Paid, which notice shall direct South Georgia Pre-Paid to cure the violation within forty-eight (48) hours of South Georgia Pre-Paid's actual receipt of written notice or, at a minimum, to commence curative measures within 24 hours and to exercise reasonable diligence to complete such measures as soon as possible thereafter. After receipt of the notice, the Parties agree to consult immediately and, if necessary, to inspect the arrangement.
- 5.10.1 Except in the case of the deployment of an advanced service which significantly degrades the performance of other advanced services or traditional voice band services, if South Georgia Pre-Paid fails to take curative action within forty-eight (48) hours or if the violation is of a character which poses an immediate and substantial threat of damage to property, injury or death to any person, or any other significant degradation, interference or impairment of BellSouth's or any other entity's service, then and only in that event BellSouth may take such action as it deems appropriate to correct the violation, including without limitation the interruption of electrical power to South Georgia Pre-Paid's equipment. BellSouth will endeavor, but is not required,

- to provide notice to South Georgia Pre-Paid prior to taking such action and shall have no liability to South Georgia Pre-Paid for any damages arising from such action, except to the extent that such action by BellSouth constitutes willful misconduct.
- 5.10.2 For purposes of this section, the term significantly degrade shall mean an action that noticeably impairs a service from a user's perspective. In the case of the deployment of an advanced service which significantly degrades the performance of other advanced services or traditional voice band services and South Georgia Pre-Paid fails to take curative action within forty-eight (48) hours then BellSouth will establish before the Commission that the technology deployment is causing the significant degradation. Any claims of network harm presented to South Georgia Pre-Paid or, if subsequently necessary, the Commission must be supported with specific and verifiable information. Where BellSouth demonstrates that a deployed technology is significantly degrading the performance of other advanced services or traditional voice band services, South Georgia Pre-Paid shall discontinue deployment of that technology and migrate its customers to technologies that will not significantly degrade the performance of other such services. Where the only degraded service itself is a known disturber, and the newly deployed technology satisfies at least one of the criteria for a presumption that is acceptable for deployment under Section 47 C.F.R. 51.230, the degraded service shall not prevail against the newly-deployed technology.
- 5.11 Personalty and its Removal. Facilities and equipment placed by South Georgia Pre-Paid in the Remote Collocation Space shall not become a part of the Remote Site Location, even if nailed, screwed or otherwise fastened to the Remote Collocation Space but shall retain their status as personalty and may be removed by South Georgia Pre-Paid at any time. Any damage caused to the Remote Collocation Space by South Georgia Pre-Paid's employees, agents or representatives shall be promptly repaired by South Georgia Pre-Paid at its expense.
- 5.11.1 If South Georgia Pre-Paid decides to remove equipment from its Remote Collocation Space and the removal requires no physical changes, BellSouth will bill South Georgia Pre-Paid an Administrative Only Application Fee as set forth in Exhibit B for these changes. This nonrecurring fee will be billed on the date that BellSouth provides an Application Response.
- 5.12 Alterations. In no case shall South Georgia Pre-Paid or any person acting on behalf of South Georgia Pre-Paid make any rearrangement, modification, improvement, addition, or other alteration which could affect in any way space, power, HVAC, and/or safety considerations to the Remote Collocation Space or the BellSouth Remote Site Location without the written consent of BellSouth, which consent shall not be unreasonably withheld. The cost of any specialized alterations shall be paid by South Georgia Pre-Paid. Any such material rearrangement, modification, improvement, addition, or other alteration shall require an application and Application

- Fee. BellSouth will bill the nonrecurring fee on the date that BellSouth provides an Application Response.
- 5.13 Upkeep of Remote Collocation Space. South Georgia Pre-Paid shall be responsible for the general upkeep and cleaning of the Remote Collocation Space. South Georgia Pre-Paid shall be responsible for removing any South Georgia Pre-Paid debris from the Remote Collocation Space and from in and around the Remote Site Location on each visit.
- 6. Ordering and Preparation of Remote Collocation Space**
- 6.1 Should any state or federal regulatory agency impose procedures or intervals applicable to South Georgia Pre-Paid and BellSouth that are different from procedures or intervals set forth in this Section, whether now in effect or that become effective after execution of this Agreement, those procedures or intervals shall supersede the requirements set forth herein for that jurisdiction for all applications submitted for the first time after the effective date thereof
- 6.2 Remote Site Application. When South Georgia Pre-Paid or South Georgia Pre-Paid's Guest(s) desires to install a bay/rack in a Remote Site Location, South Georgia Pre-Paid shall submit to BellSouth a Physical Expanded Interconnection Application Document ("Application"). The application is Bona Fide when it is complete and accurate, meaning that all required fields on the application are completed with the appropriate type of information. An application fee will apply which will be billed on the date that BellSouth provides an Application Response. The placement of an additional bay/rack at a later date will be treated in the same fashion and an application will be required. The installation of additional shelves/equipment, subject to the restrictions contained in Section 5.10, within an existing bay/rack does not require an application.
- 6.3 Availability of Space. Upon submission of an application, BellSouth will permit South Georgia Pre-Paid to physically collocate, pursuant to the terms of this Attachment, at any BellSouth Remote Site Location, unless BellSouth has determined that there is no space available due to space limitations or that collocation at the Remote Site Location is not practical for technical reasons. In the event space is not immediately available at a Remote Site Location, BellSouth reserves the right to make additional space available, in which case the conditions in Section 7 shall apply, or BellSouth may elect to deny space in accordance with this Section in which case virtual or adjacent collocation options may be available. If the amount of space requested is not available, BellSouth will notify South Georgia Pre-Paid of the amount that is available.
- 6.4 Space Availability Notification.
- 6.4.1 Unless otherwise specified, BellSouth will respond to an application within ten (10) calendar days as to whether space is available or not available within a BellSouth Remote Site Location. BellSouth will also respond as to whether the application is

- Bona Fide and if it is not Bona Fide the items necessary to cause the application to become Bona Fide. If the amount of space requested is not available, BellSouth will notify South Georgia Pre-Paid of the amount of space that is available and no Application Fee shall apply. When BellSouth's response includes an amount of space less than that requested by South Georgia Pre-Paid or differently configured no application fee shall apply. If South Georgia Pre-Paid decides to accept the available space, South Georgia Pre-Paid must resubmit its application to reflect the actual space available prior to submitting a BFFO and an application fee will be billed.
- 6.4.2 BellSouth will respond to a Florida application within fifteen (15) calendar days as to whether space is available or not available within a BellSouth Remote Site Location. BellSouth will also respond as to whether the application is Bona Fide and if it is not Bona Fide the items necessary to cause the application to become Bona Fide. If a lesser amount of space than requested is available, BellSouth will provide an Application Response for the amount of space that is available and an Application Fee will be billed by BellSouth on the date that BellSouth provides an Application Response. When BellSouth's Application Response includes an amount of space less than that requested by South Georgia Pre-Paid or differently configured, if South Georgia Pre-Paid decides to accept the available space, South Georgia Pre-Paid must amend its application to reflect the actual space available prior to submitting a BFFO.
- 6.4.3 BellSouth will respond to a Louisiana application within ten (10) calendar days for space availability for one (1) to ten (10) applications; fifteen (15) calendar days for eleven (11) to twenty (20) applications; and for more than twenty (20) applications, the response interval is increased by five (5) calendar days for every five additional applications received within five (5) business days. If the amount of space requested is not available, BellSouth will notify South Georgia Pre-Paid of the amount of space that is available and no Application Fee will apply. When BellSouth's response includes an amount of space less than that requested by South Georgia Pre-Paid or differently configured no application fee shall apply. If South Georgia Pre-Paid decides to accept the available space, South Georgia Pre-Paid must resubmit its application to reflect the actual space available prior to submitting a BFFO and an application fee will be billed. BellSouth will also respond as to whether the application is Bona Fide and if it is not Bona Fide the items necessary to cause the application to become Bona Fide.
- 6.5 Denial of Application. If BellSouth notifies South Georgia Pre-Paid that no space is available ("Denial of Application"), BellSouth will not assess an Application Fee. After notifying South Georgia Pre-Paid that BellSouth has no available space in the requested Remote Site Location, BellSouth will allow South Georgia Pre-Paid, upon request, to tour the Remote Site Location within ten (10) calendar days of such Denial of Application. In order to schedule said tour within ten (10) calendar days, the request for a tour of the Remote Site Location must be received by BellSouth within five (5) calendar days of the Denial of Application.



- 6.6 Filing of Petition for Waiver. Upon Denial of Application BellSouth will timely file a petition with the Commission pursuant to 47 U.S.C. § 251(c)(6). BellSouth shall provide to the Commission any information requested by that Commission. Such information shall include which space, if any, BellSouth or any of BellSouth's affiliates have reserved for future use and a detailed description of the specific future uses for which the space has been reserved. Subject to an appropriate nondisclosure agreement or provision, BellSouth shall permit South Georgia Pre-Paid to inspect any plans or diagrams that BellSouth provides to the Commission.
- 6.7 Waiting List. On a first-come, first-served basis governed by the date of receipt of an application or Letter of Intent, BellSouth will maintain a waiting list of requesting carriers who have either received a Denial of Application or, where it is publicly known that the Remote Site Location is out of space, have submitted a Letter of Intent to collocate. BellSouth will notify the telecommunications carriers on the waiting list that can be accommodated by the amount of space that becomes available according to the position of the telecommunications carriers on said waiting list.
- 6.7.1 In Florida, on a first-come, first-served basis governed by the date of receipt of an application or Letter of Intent, BellSouth will maintain a waiting list of requesting carriers who have either received a Denial of Application or, where it is publicly known that the Remote Site Location is out of space, have submitted a Letter of Intent to collocate. Sixty (60) calendar days prior to space becoming available, if known, BellSouth will notify the Florida PSC and the telecommunications carriers on the waiting list by mail when space becomes available according to the position of the telecommunications carrier on said waiting list. If not known sixty (60) calendar days in advance, BellSouth shall notify the Florida PSC and the telecommunications carriers on the waiting list within two business days of the determination that space is available. A telecommunications carrier that, upon denial of physical collocation, requests virtual collocation shall be automatically placed on the waiting list.
- 6.7.2 When space becomes available, South Georgia Pre-Paid must submit an updated, complete, and correct application to BellSouth within thirty (30) calendar days of such notification. If South Georgia Pre-Paid has originally requested caged Remote Collocation Space and cageless Remote Collocation Space becomes available, South Georgia Pre-Paid may refuse such space and notify BellSouth in writing within that time that South Georgia Pre-Paid wants to maintain its place on the waiting list without accepting such space. South Georgia Pre-Paid may accept an amount of space less than its original request by submitting an application as set forth above, and upon request, may maintain its position on the waiting list for the remaining space that was initially requested. If South Georgia Pre-Paid does not submit such an application or notify BellSouth in writing as described above, BellSouth will offer such space to the next telecommunications carrier on the waiting list and remove South Georgia Pre-Paid from the waiting list. Upon request, BellSouth will advise South Georgia Pre-Paid as to its position on the list.

- 6.8 Public Notification. BellSouth will maintain on its Interconnection Services website a notification document that will indicate all Remote Site Locations that are without available space. BellSouth shall update such document within ten (10) calendar days of the date that BellSouth becomes aware that there is insufficient space to accommodate collocation at the Remote Site Location. BellSouth will also post a document on its Interconnection Services website that contains a general notice where space has become available in a Remote Site Location previously on the space exhaust list.
- 6.9 Application Response.
- 6.9.1 In Florida, within fifteen (15) calendar days of receipt of a Bona Fide application, when space has been determined to be available or when a lesser amount of space than that requested is available, then with respect to the space available, BellSouth will provide an Application Response including sufficient information to enable South Georgia Pre-Paid to place a Firm Order. The Application Response will include, at a minimum, the configuration of the space, the Cable Installation Fee, Cable Records Fee, and the space preparation fees, as described in Section 8. When South Georgia Pre-Paid submits ten (10) or more applications within ten (10) calendar days, the initial fifteen (15) calendar day response period will increase by ten (10) calendar days for every additional ten (10) applications or fraction thereof.
- 6.9.2 In Alabama, Georgia, Kentucky, Mississippi, North Carolina, South Carolina, and Tennessee when space has been determined to be available, BellSouth will provide an Application Response within twenty (20) calendar days of receipt of a Bona Fide application. The Application Response will include, at a minimum, the configuration of the space, the Cable Installation Fee, Cable Records Fee, and the space preparation fees, as described in Section 8.
- 6.9.3 In Louisiana, when space has been determined to be available, BellSouth will respond with an Application Response within thirty (30) calendar days for one (1) to ten (10) applications; thirty (35) calendar days for eleven (11) to twenty (20) applications; and for requests of more than twenty (20) applications, the Application Response interval will be increased by five (5) calendar days for every five (5) applications received within five (5) business days. The Application Response will include, at a minimum, the configuration of the space, the Cable Installation Fee, Cable Records Fee, and the space preparation fees, as described in Section 8.
- 6.10 Application Modifications.
- 6.10.1 If a modification or revision is made to any information in the Bona Fide application prior to a BFFO, with the exception of modifications to Customer Information, Contact Information or Billing Contact Information, either at the request of South Georgia Pre-Paid or necessitated by technical considerations, said application shall be considered a new application and shall be handled as a new application with respect to response and provisioning intervals and BellSouth will charge South Georgia Pre-Paid

- a full application fee as set forth in Exhibit B. BellSouth will bill the nonrecurring fee on the date that BellSouth provides an Application Response.
- 6.10.2 Bona Fide Firm Order.
- 6.10.3 South Georgia Pre-Paid shall indicate its intent to proceed with equipment installation in a BellSouth Remote Site Location by submitting a Firm Order to BellSouth. The BFFO must be received by BellSouth no later than thirty (30) calendar days after BellSouth's Application Response to South Georgia Pre-Paid's Bona Fide application or the application will expire.
- 6.10.4 BellSouth will establish a firm order date based upon the date BellSouth is in receipt of a BFFO. BellSouth will acknowledge the receipt of South Georgia Pre-Paid's BFFO within seven (7) calendar days of receipt indicating that the BFFO has been received. A BellSouth response to a BFFO will include a Firm Order Confirmation containing the firm order date. No revisions will be made to a BFFO.

## **7. Construction and Provisioning**

- 7.1 Construction and Provisioning Intervals.
- 7.1.1 In Florida, BellSouth will complete construction for collocation arrangements as soon as possible and within a maximum of ninety (90) calendar days from receipt of a BFFO or as agreed to by the Parties. For changes to Remote Collocation Space after initial space completion ("Augmentation"), BellSouth will complete construction for collocation arrangements as soon as possible and within a maximum of forty-five (45) calendar days from receipt of a BFFO or as agreed to by the Parties. If BellSouth does not believe that construction will be completed within the relevant time frame and BellSouth and South Georgia Pre-Paid cannot agree upon a completion date, within forty-five (45) calendar days of receipt of the BFFO for an initial request, and within thirty (30) calendar days for Augmentations, BellSouth may seek an extension from the Florida Commission.
- 7.1.2 In Alabama, Georgia, Kentucky, Mississippi, North Carolina, South Carolina, and Tennessee, BellSouth will complete construction for collocation arrangements under ordinary conditions as soon as possible and within a maximum of sixty (60) calendar days from receipt of a BFFO and ninety (90) calendar days from receipt of a BFFO for extraordinary conditions or as agreed to by the Parties. Ordinary conditions are defined as space available with only minor changes to support systems required, such as but not limited to, HVAC, cabling and the power plant(s). Extraordinary conditions shall include, but not limited to, major BellSouth equipment rearrangement or addition; power plant addition or upgrade; major mechanical addition or upgrade; major upgrade for ADA compliance; environmental hazard or hazardous materials abatement; and arrangements for which equipment shipping intervals are extraordinary in length. The Parties may mutually agree to renegotiate an alternative provisioning interval or BellSouth may seek a waiver from this interval from the Commission.

- 7.1.3 In Louisiana, BellSouth will complete construction for collocation arrangements under ordinary conditions as soon as possible and within a maximum of sixty (60) calendar days from receipt of a BFFO for an initial request, and within 60 calendar days for an Augmentation, or as agreed to by the Parties. The Parties may mutually agree to renegotiate an alternative provisioning interval or BellSouth may seek a waiver from this interval from the Commission.
- 7.2 In the event BellSouth does not have space immediately available at a Remote Site Location, BellSouth may elect to make additional space available by, for example but not limited to, rearranging BellSouth facilities or constructing additional capacity. In such cases, the above intervals shall not apply and BellSouth will provision the Remote Collocation Space in a nondiscriminatory manner and at parity with BellSouth and will provide South Georgia Pre-Paid with the estimated completion date in its Response.
- 7.3 Joint Planning. Joint planning between BellSouth and South Georgia Pre-Paid will commence within a maximum of twenty (20) calendar days from BellSouth's receipt of a BFFO. BellSouth will provide the preliminary design of the Remote Collocation Space and the equipment configuration requirements as reflected in the Bona Fide application and affirmed in the BFFO. The Remote Collocation Space completion time period will be provided to South Georgia Pre-Paid during joint planning.
- 7.4 Permits. Each Party or its agents will diligently pursue filing for the permits required for the scope of work to be performed by that Party or its agents within ten (10) calendar days of the completion of finalized construction designs and specifications.
- 7.5 Acceptance Walkthrough. South Georgia Pre-Paid will schedule and complete an acceptance walkthrough of each Remote Collocation Space with BellSouth within fifteen (15) calendar days of BellSouth's notifying South Georgia Pre-Paid that the Remote Collocation Space is ready for occupancy. In the event that South Georgia Pre-Paid fails to complete an acceptance walkthrough within this fifteen (15) calendar day interval, the Remote Collocation Space shall be deemed accepted by South Georgia Pre-Paid on the Space Ready Date. BellSouth will correct any deviations to South Georgia Pre-Paid's original or jointly amended requirements within seven (7) calendar days after the walkthrough, unless the Parties jointly agree upon a different time frame.
- 7.6 Use of BellSouth Certified Supplier. South Georgia Pre-Paid shall select a supplier which has been approved by BellSouth to perform all engineering and installation work South Georgia Pre-Paid and South Georgia Pre-Paid's BellSouth Certified Supplier must follow and comply with all BellSouth requirements outlined in BellSouth's TR 73503, TR 73519, TR 73572, and TR 73564. In some cases, South Georgia Pre-Paid must select separate BellSouth Certified Suppliers for transmission equipment, switching equipment and power equipment. BellSouth shall provide South Georgia Pre-Paid with a list of BellSouth Certified Suppliers upon request. The BellSouth Certified Supplier(s) shall be responsible for installing South Georgia Pre-

- Paid's equipment and components, extending power cabling to the BellSouth power distribution frame, performing operational tests after installation is complete, and notifying BellSouth's Outside Plant engineers and South Georgia Pre-Paid upon successful completion of installation. The BellSouth Certified Supplier shall bill South Georgia Pre-Paid directly for all work performed for South Georgia Pre-Paid pursuant to this Attachment, and BellSouth shall have no liability for nor responsibility to pay such charges imposed by the BellSouth Certified Supplier. BellSouth shall make available its supplier certification program to South Georgia Pre-Paid or any supplier proposed by South Georgia Pre-Paid and will not unreasonably withhold certification. All work performed by or for South Georgia Pre-Paid shall conform to generally accepted industry standards.
- 7.7 Alarm and Monitoring. BellSouth may place alarms in the Remote Site Location for the protection of BellSouth equipment and facilities. South Georgia Pre-Paid shall be responsible for placement, monitoring and removal of environmental and equipment alarms used to service South Georgia Pre-Paid's Remote Collocation Space. Upon request, BellSouth will provide South Georgia Pre-Paid with applicable tariffed service(s) to facilitate remote monitoring of collocated equipment by South Georgia Pre-Paid. Both Parties shall use best efforts to notify the other of any verified hazardous conditions known to that Party.
- 7.8 Virtual Remote Collocation Space Relocation. In the event physical Remote Collocation Space was previously denied at a Remote Site Location due to technical reasons or space limitations, and physical Remote Collocation Space has subsequently become available, South Georgia Pre-Paid may relocate its virtual Remote Collocation arrangements to physical Remote Collocation Space arrangements and pay the appropriate fees for physical Remote Collocation Space and for the rearrangement or reconfiguration of services terminated in the virtual Remote Collocation Space arrangement, as outlined in the appropriate BellSouth tariffs. In the event that BellSouth knows when additional space for physical Remote Collocation Space may become available at the location requested by South Georgia Pre-Paid, such information will be provided to South Georgia Pre-Paid in BellSouth's written denial of physical Remote Collocation Space. To the extent that (i) physical Remote Collocation Space becomes available to South Georgia Pre-Paid within one hundred eighty (180) calendar days of BellSouth's written denial of South Georgia Pre-Paid's request for physical collocation, (ii) BellSouth had knowledge that the space was going to become available, and (iii) South Georgia Pre-Paid was not informed in the written denial that physical Remote Collocation Space would become available within such one hundred eighty (180) calendar days, then South Georgia Pre-Paid may relocate its virtual Remote Collocation Space arrangement to a physical Remote Collocation Space arrangement and will receive a credit for any nonrecurring charges previously paid for such virtual Remote Collocation Space. South Georgia Pre-Paid must arrange with a BellSouth Certified Supplier for the relocation of equipment from its virtual Remote Collocation Space to its physical Remote Collocation Space and will bear the cost of such relocation.

- 7.8.1 In Alabama, BellSouth will complete a relocation from virtual collocation to physical collocation within ninety (90) calendar days.
- 7.9 Virtual to Physical Conversion (In-Place). Virtual collocation arrangements may be converted to “in-place” physical arrangements if the potential conversion meets the following four criteria: 1) there is no change in the amount of equipment or the configuration of the equipment that was in the virtual collocation arrangement; 2) the conversion of the virtual collocation arrangement will not cause the equipment or the results of that conversion to be located in a space that BellSouth has reserved for its own future needs; 3) the converted arrangement does not limit BellSouth’s ability to secure its own equipment and facilities due to the location of the virtual collocation arrangement; and 4) any changes to the arrangement can be accommodated by existing power, HVAC, and other requirements. Unless otherwise specified, BellSouth will complete virtual to in-place physical collocation conversions within sixty (60) calendar days from receipt of the BFFO. BellSouth will bill South Georgia Pre-Paid an Administrative Only Application Fee as set forth in Exhibit B for these charges on the date that BellSouth provides an Application Response.
- 7.9.1 In Alabama and Tennessee, BellSouth will complete Virtual to Physical Conversions (In Place) within thirty (30) calendar days from receipt of the BFFO.
- 7.10 Cancellation. If, at any time prior to space acceptance, South Georgia Pre-Paid cancels its order for the Remote Collocation Space(s) (“Cancellation”), BellSouth will bill the applicable nonrecurring rate for any and all work processes for which work has begun. In Georgia, if South Georgia Pre-Paid cancels its order for Remote Collocation Space at any time prior to space acceptance, BellSouth will bill South Georgia Pre-Paid for all costs incurred prior to the date of Cancellation and for any costs incurred as a direct result of the Cancellation, not to exceed the total amount that would have been due had the order not been cancelled.
- 7.11 Licenses. South Georgia Pre-Paid, at its own expense, will be solely responsible for obtaining from governmental authorities, and any other appropriate agency, entity, or person, all rights, privileges, and licenses necessary or required to operate as a provider of telecommunications services to the public or to build-out, equip and occupy the Remote Collocation Space.
- 7.12 Environmental Hazard Guidelines. The Parties agree to utilize and adhere to the Environmental Hazard Guidelines identified in Exhibit A attached hereto.
- 8. Rates and Charges**
- 8.1 Recurring Charges. If South Georgia Pre-Paid has met the applicable fifteen (15) calendar day walkthrough interval(s) specified in Section 4, billing for recurring charges will begin upon the Space Acceptance Date. In the event that South Georgia Pre-Paid fails to complete an acceptance walkthrough within the applicable fifteen (15)

- calendar day interval(s), billing for recurring charges will commence on the Space Ready Date. If South Georgia Pre-Paid occupies the space prior to the Space Ready Date, the date South Georgia Pre-Paid occupies the space becomes the new Space Acceptance Date and billing for recurring charges begin on that date.
- 8.2 Application Fee. BellSouth shall assess an Application Fee via a service order, which shall be issued at the time BellSouth responds that space is available pursuant to Section 6.10 (Application Response). This nonrecurring fee will be billed by BellSouth on the date that BellSouth provides an Application Response.
- 8.2.1 In Tennessee, the applicable application fee is the planning fee for both Initial Applications and Subsequent Applications placed by South Georgia Pre-Paid. This nonrecurring fee will be billed by BellSouth on the date that BellSouth provides an Application Response.
- 8.3 Rack/Bay Space. The rack/bay space charge includes reasonable charges for air conditioning, ventilation and other allocated expenses associated with maintenance of the Remote Site Location, and includes amperage necessary to power South Georgia Pre-Paid's equipment. South Georgia Pre-Paid shall pay rack/bay space charges based upon the number of racks/bays requested. BellSouth will assign Remote Collocation Space in conventional remote site rack/bay lineups where feasible.
- 8.4 Power. BellSouth shall make available -48 Volt (-48V) DC power for South Georgia Pre-Paid's Remote Collocation Space at a BellSouth Power Board or BellSouth Battery Distribution Fuse Bay (BDFB) at South Georgia Pre-Paid's option within the Remote Site Location. The charge for power shall be assessed as part of the recurring charge for rack/bay space. If the power requirements for South Georgia Pre-Paid's equipment exceeds the capacity available, then such power requirements shall be assessed on an individual case basis. BellSouth will revise recurring power charges to reflect a power upgrade upon notification of the completion of the upgrade by South Georgia Pre-Paid's BellSouth Certified Vendor. BellSouth will revise recurring power charges to reflect a power reduction upon BellSouth's receipt of the Power Reduction Form from South Georgia Pre-Paid certifying the completion of the power reduction, including the removal of the power cabling by South Georgia Pre-Paid's BellSouth Certified Supplier.
- 8.4.1 Adjacent Collocation Power. Charges for AC power will be assessed per breaker ampere per month. Rates include the provision of commercial and standby AC power, where available. When obtaining power from a BellSouth service panel, protection devices and power cables must be engineered (sized), and installed by South Georgia Pre-Paid's BellSouth Certified Supplier except that BellSouth shall engineer and install protection devices and power cables for Adjacent Collocation. South Georgia Pre-Paid's BellSouth Certified Supplier must also provide a copy of the engineering power specification prior to the equipment becoming operational. Charges for AC power shall be assessed pursuant to the rates specified in Exhibit B. AC power voltage and

- phase ratings shall be determined on a per location basis. At South Georgia Pre-Paid's option, South Georgia Pre-Paid may arrange for AC power in an Adjacent Collocation arrangement from a retail provider of electrical power.
- 8.5 Security Escort. A security escort will be required whenever South Georgia Pre-Paid or its approved agent desires access to the Remote Site Location after the one accompanied site visit allowed pursuant to Section 5 prior to completing BellSouth's Security Training requirements. Rates for a security escort are assessed according to the schedule appended hereto as Exhibit B beginning with the scheduled escort time. BellSouth will wait for one-half (1/2) hour after the scheduled time for such an escort and South Georgia Pre-Paid shall pay for such half-hour charges in the event South Georgia Pre-Paid fails to show up.
- 8.6 Other. If no rate is identified in the contract, the rate for the specific service or function will be negotiated by the Parties upon request by either Party.
- 9. Insurance**
- 9.1 South Georgia Pre-Paid shall, at its sole cost and expense, procure, maintain, and keep in force insurance as specified in this Section and underwritten by insurance companies licensed to do business in the states applicable under this Agreement and having a Best's Insurance Rating of A-.
- 9.2 South Georgia Pre-Paid shall maintain the following specific coverage:
- 9.2.1 Commercial General Liability coverage in the amount of ten million dollars (\$10,000,000.00) or a combination of Commercial General Liability and Excess/Umbrella coverage totaling not less than ten million dollars (\$10,000,000.00). BellSouth shall be named as an Additional Insured on the Commercial General Liability policy as specified herein.
- 9.2.2 Statutory Workers Compensation coverage and Employers Liability coverage in the amount of one hundred thousand dollars (\$100,000.00) each accident, one hundred thousand dollars (\$100,000.00) each employee by disease, and five hundred thousand dollars (\$500,000.00) policy limit by disease.
- 9.2.3 All Risk Property coverage on a full replacement cost basis insuring all of South Georgia Pre-Paid's real and personal property situated on or within BellSouth's Remote Site Location.
- 9.2.4 South Georgia Pre-Paid may elect to purchase business interruption and contingent business interruption insurance, having been advised that BellSouth assumes no liability for loss of profit or revenues should an interruption of service occur.
- 9.3 The limits set forth in Section 9.2 above may be increased by BellSouth from time to time during the term of this Agreement upon thirty (30) calendar days notice to South



- Georgia Pre-Paid to at least such minimum limits as shall then be customary with respect to comparable occupancy of BellSouth structures.
- 9.4 All policies purchased by South Georgia Pre-Paid shall be deemed to be primary and not contributing to or in excess of any similar coverage purchased by BellSouth. All insurance must be in effect on or before the date equipment is delivered to BellSouth's Remote Site Location and shall remain in effect for the term of this Attachment or until all of South Georgia Pre-Paid's property has been removed from BellSouth's Remote Site Location, whichever period is longer. If South Georgia Pre-Paid fails to maintain required coverage, BellSouth may pay the premiums thereon and seek reimbursement of same from South Georgia Pre-Paid.
- 9.5 South Georgia Pre-Paid shall submit certificates of insurance reflecting the coverage required pursuant to this Section a minimum of ten (10) business days prior to the commencement of any work in the Remote Collocation Space. Failure to meet this interval may result in construction and equipment installation delays. South Georgia Pre-Paid shall arrange for BellSouth to receive thirty (30) business days' advance notice of cancellation from South Georgia Pre-Paid's insurance company. South Georgia Pre-Paid shall forward a certificate of insurance and notice of cancellation/non-renewal to BellSouth at the following address:
- BellSouth Telecommunications, Inc.  
Attn.: Risk Management Coordinator  
17H53 BellSouth Center  
675 W. Peachtree Street  
Atlanta, Georgia 30375
- 9.6 South Georgia Pre-Paid must conform to recommendations made by BellSouth's fire insurance company to the extent BellSouth has agreed to, or shall hereafter agree to, such recommendations.
- 9.7 Self-Insurance. If South Georgia Pre-Paid's net worth exceeds five hundred million dollars (\$500,000,000), South Georgia Pre-Paid may elect to request self-insurance status in lieu of obtaining any of the insurance required in Sections 9.2.1 and 9.2.2. South Georgia Pre-Paid shall provide audited financial statements to BellSouth thirty (30) calendar days prior to the commencement of any work in the Remote Collocation Space. BellSouth shall then review such audited financial statements and respond in writing to South Georgia Pre-Paid in the event that self-insurance status is not granted to South Georgia Pre-Paid. If BellSouth approves South Georgia Pre-Paid for self-insurance, South Georgia Pre-Paid shall annually furnish to BellSouth, and keep current, evidence of such net worth that is attested to by one of South Georgia Pre-Paid's corporate officers. The ability to self-insure shall continue so long as South Georgia Pre-Paid meets all of the requirements of this Section. If South Georgia Pre-Paid subsequently no longer satisfies this Section, South Georgia Pre-Paid is required to purchase insurance as indicated by Sections 9.2.1 and Section 9.2.2.

9.8 The net worth requirements set forth in Section 9.7 may be increased by BellSouth from time to time during the term of this Attachment upon thirty (30) calendar days' notice to South Georgia Pre-Paid to at least such minimum limits as shall then be customary with respect to comparable occupancy of BellSouth structures.

9.9 Failure to comply with the provisions of this Section will be deemed a material breach of this Attachment.

## **10. Mechanics Liens**

10.1 If any mechanics lien or other liens shall be filed against property of either Party (BellSouth or South Georgia Pre-Paid), or any improvement thereon by reason of or arising out of any labor or materials furnished or alleged to have been furnished or to be furnished to or for the other Party or by reason of any changes, or additions to said property made at the request or under the direction of the other Party, the other Party directing or requesting those changes shall, within thirty (30) business days after receipt of written notice from the Party against whose property said lien has been filed, either pay such lien or cause the same to be bonded off the affected property in the manner provided by law. The Party causing said lien to be placed against the property of the other shall also defend, at its sole cost and expense, on behalf of the other, any action, suit or proceeding which may be brought for the enforcement of such liens and shall pay any damage and discharge any judgment entered thereon.

## **11. Inspections**

11.1 BellSouth may conduct an inspection of South Georgia Pre-Paid's equipment and facilities in the Remote Collocation Space(s) prior to the activation of facilities between South Georgia Pre-Paid's equipment and equipment of BellSouth. BellSouth may conduct an inspection if South Georgia Pre-Paid adds equipment and may otherwise conduct routine inspections at reasonable intervals mutually agreed upon by the Parties. BellSouth shall provide South Georgia Pre-Paid with a minimum of forty-eight (48) hours or two (2) business days, whichever is greater, advance notice of all such inspections. All costs of such inspection shall be borne by BellSouth.

## **12. Security and Safety Requirements**

12.1 Unless otherwise specified, South Georgia Pre-Paid will be required, at its own expense, to conduct a statewide investigation of criminal history records for each South Georgia Pre-Paid employee hired in the past five years being considered for work on the BellSouth Remote Site Location, for the states/counties where the South Georgia Pre-Paid employee has worked and lived for the past five years. Where state law does not permit statewide collection or reporting, an investigation of the applicable counties is acceptable. South Georgia Pre-Paid shall not be required to perform this investigation if an affiliated company of South Georgia Pre-Paid has performed an investigation of the South Georgia Pre-Paid employee seeking access, if

- such investigation meets the criteria set forth above. This requirement will not apply if South Georgia Pre-Paid has performed a pre-employment statewide investigation of criminal history records of the South Georgia Pre-Paid employee for the states/counties where the South Georgia Pre-Paid employee has worked and lived for the past five years or, where state law does not permit a statewide investigation, an investigation of the applicable counties.
- 12.2 South Georgia Pre-Paid will be required to administer to their personnel assigned to the BellSouth Premises security training either provided by BellSouth, or meeting criteria defined by BellSouth.
- 12.3 South Georgia Pre-Paid shall provide its employees and agents with picture identification, which must be worn, and visible at all times while in the Remote Collocation Space or other areas in or around the Remote Site Location. The photo Identification card shall bear, at a minimum, the employee's name and photo, and South Georgia Pre-Paid's name. BellSouth reserves the right to remove from its Remote Site Location any employee of South Georgia Pre-Paid not possessing identification issued by South Georgia Pre-Paid or who have violated any of BellSouth's policies as outlined in the CLEC Security Training documents. South Georgia Pre-Paid shall hold BellSouth harmless for any damages resulting from such removal of its personnel from BellSouth Remote Site Location. South Georgia Pre-Paid shall be solely responsible for ensuring that any Guest(s) of South Georgia Pre-Paid is in compliance with all subsections of this Section.
- 12.4 South Georgia Pre-Paid shall not assign to the BellSouth Remote Site Location any personnel with records of felony criminal convictions. South Georgia Pre-Paid shall not assign to the BellSouth Remote Site Location any personnel with records of misdemeanor convictions, except for misdemeanor traffic violations, without advising BellSouth of the nature and gravity of the offense(s). BellSouth reserves the right to refuse access to any South Georgia Pre-Paid personnel who have been identified to have misdemeanor criminal convictions. Notwithstanding the foregoing, in the event that South Georgia Pre-Paid chooses not to advise BellSouth of the nature and gravity of any misdemeanor conviction, South Georgia Pre-Paid may, in the alternative, certify to BellSouth that it shall not assign to the BellSouth Remote Site Location any personnel with records of misdemeanor convictions (other than misdemeanor traffic violations).
- 12.4.1 South Georgia Pre-Paid shall not knowingly assign to the BellSouth Remote Site Location any individual who was a former employee of BellSouth and whose employment with BellSouth was terminated for a criminal offense whether or not BellSouth sought prosecution of the individual for the criminal offense.
- 12.4.2 South Georgia Pre-Paid shall not knowingly assign to the BellSouth Remote Site Location any individual who was a former supplier of BellSouth and whose access to a

BellSouth Remote Site Location was revoked due to commission of a criminal offense whether or not BellSouth sought prosecution of the individual for the criminal offense.

- 12.5 For each South Georgia Pre-Paid employee or agent hired by South Georgia Pre-Paid within five years of being considered for work on the BellSouth Remote Site Location, who requires access to a BellSouth Remote Site Location pursuant to this Attachment, South Georgia Pre-Paid shall furnish BellSouth, prior to an employee gaining such access, a certification that the aforementioned background check and security training were completed. The certification will contain a statement that no felony convictions were found and certifying that the security training was completed by the employee. If the employee's criminal history includes misdemeanor convictions, South Georgia Pre-Paid will disclose the nature of the convictions to BellSouth at that time. In the alternative, South Georgia Pre-Paid may certify to BellSouth that it shall not assign to the BellSouth Remote Site Location any personnel with records of misdemeanor convictions other than misdemeanor traffic violations.
- 12.5.1 For all other South Georgia Pre-Paid employees requiring access to a BellSouth Remote Site Location pursuant to this Attachment, South Georgia Pre-Paid shall furnish BellSouth, prior to an employee gaining such access, a certification that the employee is not subject to the requirements of Section 12.5 above and that security training was completed by the employee.
- 12.6 At BellSouth's request, South Georgia Pre-Paid shall promptly remove from BellSouth's Remote Site Location any employee of South Georgia Pre-Paid BellSouth does not wish to grant access to its Remote Site Location 1) pursuant to any investigation conducted by BellSouth or 2) prior to the initiation of an investigation if an employee of South Georgia Pre-Paid is found interfering with the property or personnel of BellSouth or another collocated telecommunications carrier, provided that an investigation shall promptly be commenced by BellSouth.
- 12.7 Security Violations. BellSouth reserves the right to interview South Georgia Pre-Paid's employees, agents, or suppliers in the event of wrongdoing in or around BellSouth's property or involving BellSouth's or another collocated telecommunications carrier's property or personnel, provided that BellSouth shall provide reasonable notice to South Georgia Pre-Paid's Security representative of such interview. South Georgia Pre-Paid and its suppliers shall reasonably cooperate with BellSouth's investigation into allegations of wrongdoing or criminal conduct committed by, witnessed by, or involving South Georgia Pre-Paid's employees, agents, or suppliers. Additionally, BellSouth reserves the right to bill South Georgia Pre-Paid for all reasonable costs associated with investigations involving its employees, agents, or suppliers if it is established and mutually agreed in good faith that South Georgia Pre-Paid's employees, agents, or suppliers are responsible for the alleged act. BellSouth shall bill South Georgia Pre-Paid for BellSouth property, which is stolen or damaged where an investigation determines the culpability of South Georgia Pre-Paid's employees, agents, or suppliers and where South Georgia Pre-Paid

- agrees, in good faith, with the results of such investigation. South Georgia Pre-Paid shall notify BellSouth in writing immediately in the event that the South Georgia Pre-Paid discovers one of its employees already working on the BellSouth Remote Site Location is a possible security risk. Upon request of the other Party, the Party who is the employer shall discipline consistent with its employment practices, up to and including removal from BellSouth's Remote Site Location, any employee found to have violated the security and safety requirements of this section. South Georgia Pre-Paid shall hold BellSouth harmless for any damages resulting from such removal of its personnel from BellSouth's Remote Site Location.
- 12.8 Use of Supplies. Unauthorized use of telecommunications equipment or supplies by either Party, whether or not used routinely to provide telephone service (e.g. plug-in cards,) will be strictly prohibited and handled appropriately. Costs associated with such unauthorized use may be charged to the offending Party, as may be all associated investigative costs.
- 12.9 Use of Official Lines. Except for non-toll calls necessary in the performance of their work, neither Party shall use the telephones of the other Party on the BellSouth Remote Site Location. Charges for unauthorized telephone calls may be charged to the offending Party, as may be all associated investigative costs.
- 12.10 Accountability. Full compliance with the Security requirements of this Section shall in no way limit the accountability of either Party to the other for the improper actions of its employees.
- 13. Destruction of Remote Collocation Space**
- 13.1 In the event a Remote Collocation Space is wholly or partially damaged by fire, windstorm, tornado, flood or by similar causes to such an extent as to be rendered wholly unsuitable for South Georgia Pre-Paid's permitted use hereunder, then either Party may elect within ten (10) calendar days after such damage, to terminate this Attachment with respect to the affected Remote Collocation Space, and if either Party shall so elect, by giving the other written notice of termination, both Parties shall stand released of and from further liability under the terms hereof with respect to such Remote Collocation Space. If the Remote Collocation Space shall suffer only minor damage and shall not be rendered wholly unsuitable for South Georgia Pre-Paid's permitted use, or is damaged and the option to terminate is not exercised by either Party, BellSouth covenants and agrees to proceed promptly without expense to South Georgia Pre-Paid, except for improvements not to the property of BellSouth, to repair the damage. BellSouth shall have a reasonable time within which to rebuild or make any repairs, and such rebuilding and repairing shall be subject to delays caused by storms, shortages of labor and materials, government regulations, strikes, walkouts, and causes beyond the control of BellSouth, which causes shall not be construed as limiting factors, but as exemplary only. South Georgia Pre-Paid may, at its own expense, accelerate the rebuild of its Remote Collocation Space and equipment provided however that a BellSouth Certified Supplier is used and the necessary space

preparation has been completed. Rebuild of equipment must be performed by a BellSouth Certified Vendor. If South Georgia Pre-Paid's acceleration of the project increases the cost of the project, then those additional charges will be incurred by South Georgia Pre-Paid. Where allowed and where practical, South Georgia Pre-Paid may erect a temporary facility while BellSouth rebuilds or makes repairs. In all cases where the Remote Collocation Space shall be rebuilt or repaired, South Georgia Pre-Paid shall be entitled to an equitable abatement of rent and other charges, depending upon the unsuitability of the Remote Collocation Space for South Georgia Pre-Paid's permitted use, until such Remote Collocation Space is fully repaired and restored and South Georgia Pre-Paid's equipment installed therein (but in no event later than thirty (30) calendar days after the Remote Collocation Space is fully repaired and restored). Where South Georgia Pre-Paid has placed a Remote Site Adjacent Arrangement pursuant to Section 3.4, South Georgia Pre-Paid shall have the sole responsibility to repair or replace said Remote Site Adjacent Arrangement provided herein. Pursuant to this Section, BellSouth will restore the associated services to the Remote Site Adjacent Arrangement.

**14. Eminent Domain**

- 14.1 If the whole of a Remote Collocation Space or Remote Site Adjacent Arrangement shall be taken by any public authority under the power of eminent domain, then this Attachment shall terminate with respect to such Remote Collocation Space or Remote Site Adjacent Arrangement as of the day possession shall be taken by such public authority and rent and other charges for the Remote Collocation Space or Remote Site Adjacent Arrangement shall be paid up to that day with proportionate refund by BellSouth of such rent and charges as may have been paid in advance for a period subsequent to the date of the taking. If any part of the Remote Collocation Space or Remote Site Adjacent Arrangement shall be taken under eminent domain, BellSouth and South Georgia Pre-Paid shall each have the right to terminate this Attachment with respect to such Remote Collocation Space or Remote Site Adjacent Arrangement and declare the same null and void, by written notice of such intention to the other Party within ten (10) calendar days after such taking.

**15. Nonexclusivity**

- 15.1 South Georgia Pre-Paid understands that this Attachment is not exclusive and that BellSouth may enter into similar agreements with other Parties. Assignment of space pursuant to all such agreements shall be determined by space availability and made on a first come, first served basis.

## **ENVIRONMENTAL AND SAFETY PRINCIPLES**

The following principles provide basic guidance on environmental and safety issues when applying for and establishing Physical Collocation arrangements.

### **1. GENERAL PRINCIPLES**

- 1.1 Compliance with Applicable Law. BellSouth and South Georgia Pre-Paid agree to comply with applicable federal, state, and local environmental and safety laws and regulations including U.S. Environmental Protection Agency (USEPA) regulations issued under the Clean Air Act (CAA), Clean Water Act (CWA), Resource Conservation and Recovery Act (RCRA), Comprehensive Environmental Response, Compensation and Liability Act (CERCLA), Superfund Amendments and Reauthorization Act (SARA), the Toxic Substances Control Act (TSCA), and OSHA regulations issued under the Occupational Safety and Health Act of 1970, as amended and NFPA and National Electrical Codes (NEC) and the NESC (“Applicable Laws”). Each Party shall notify the other if compliance inspections are conducted by regulatory agencies and/or citations are issued that relate to any aspect of this Attachment.
- 1.2 Notice. BellSouth and South Georgia Pre-Paid shall provide notice to the other, including Material Safety Data Sheets (MSDSs), of known and recognized physical hazards or Hazardous Chemicals existing on site or brought on site. A Hazardous Chemical inventory list is posted on an OSHA Poster and updated annually at each Central Office. This Poster is normally located near the front entrance of the building or in the lounge area. Each Party is required to provide specific notice for known potential Imminent Danger conditions. South Georgia Pre-Paid should contact 1-800-743-6737 for any BellSouth MSDS required.
- 1.3 Practices/Procedures. BellSouth may make available additional environmental control procedures for South Georgia Pre-Paid to follow when working at a BellSouth Remote Site Location (See Section 2, below). These practices/procedures will represent the regular work practices required to be followed by the employees and suppliers of BellSouth for environmental protection. South Georgia Pre-Paid will require its suppliers, agents and others accessing the BellSouth Remote Site Location to comply with these practices. Section 2 lists the Environmental categories where BST practices should be followed by South Georgia Pre-Paid when operating in the BellSouth Remote Site Location.
- 1.4 Environmental and Safety Inspections. BellSouth reserves the right to inspect the South Georgia Pre-Paid space with proper notification. BellSouth reserves the right to stop any South Georgia Pre-Paid work operation that imposes Imminent Danger to the environment, employees or other persons in the area or Remote Site Location.
- 1.5 Hazardous Materials Brought On Site. Any hazardous materials brought into, used, stored or abandoned at the BellSouth Remote Site Location by South Georgia Pre-Paid are owned by South Georgia Pre-Paid. South Georgia Pre-Paid will indemnify BellSouth for claims, lawsuits or damages to persons or property caused by these materials. Without prior written BellSouth approval, no substantial new safety or environmental hazards can be created by South Georgia Pre-Paid or different hazardous materials used by South Georgia Pre-Paid at the BellSouth Remote Site Location.

South Georgia Pre-Paid must demonstrate adequate emergency response capabilities for its materials used or remaining at the BellSouth Remote Site Location.

- 1.6 Spills and Releases. When contamination is discovered at a BellSouth Remote Site Location, either Party discovering the condition must notify the other Party. All Spills or Releases of regulated materials will immediately be reported by South Georgia Pre-Paid to BellSouth.
- 1.7 Coordinated Environmental Plans and Permits. BellSouth and South Georgia Pre-Paid will coordinate plans, permits or information required to be submitted to government agencies, such as emergency response plans, spill prevention control and countermeasures (SPCC) plans and community reporting. If fees are associated with filing, BellSouth and South Georgia Pre-Paid will develop a cost sharing procedure. If BellSouth’s permit or EPA identification number must be used, South Georgia Pre-Paid must comply with all of BellSouth’s permit conditions and environmental processes, including environmental “best management practices (BMP)” (see Section 2, below) and/or selection of BST disposition vendors and disposal sites.
- 1.8 Environmental and Safety Indemnification. BellSouth and South Georgia Pre-Paid shall indemnify, defend and hold harmless the other Party from and against any claims (including, without limitation, third-party claims for personal injury or death or real or personal property damage), judgments, damages, (including direct and indirect damages, and punitive damages), penalties, fines, forfeitures, costs, liabilities, interest and losses arising in connection with the violation or alleged violation of any Applicable Law or contractual obligation or the presence or alleged presence of contamination arising out of the acts or omissions of the indemnifying Party, its agents, suppliers, or employees concerning its operations at the Remote Site Location.

**2. CATEGORIES FOR CONSIDERATION OF ENVIRONMENTAL ISSUES**

2.1 When performing functions that fall under the following Environmental categories on BellSouth’s Remote Site Location, South Georgia Pre-Paid agrees to comply with the applicable sections of the current issue of BellSouth’s Environmental and Safety Methods and Procedures (M&Ps), incorporated herein by this reference. South Georgia Pre-Paid further agrees to cooperate with BellSouth to ensure that South Georgia Pre-Paid’s employees, agents, and/or suppliers are knowledgeable of and satisfy those provisions of BellSouth’s Environmental M&Ps which apply to the specific Environmental function being performed by South Georgia Pre-Paid, its employees, agents and/or suppliers.

2.1.1 The most current version of reference documentation must be requested from South Georgia Pre-Paid’s BellSouth Account Team Collocation Coordinator (ATCC) Representative.

ENVIRONMENTAL CATEGORIES	ENVIRONMENTAL ISSUES	ADDRESSED BY THE FOLLOWING DOCUMENTATION
Disposal of hazardous material or other regulated material (e.g., batteries, fluorescent	Compliance with all applicable local, state, & federal laws and regulations	<ul style="list-style-type: none"> <li>• Std T&amp;C 450</li> <li>• Fact Sheet Series 17000</li> </ul>



tubes, solvents & cleaning materials)	<p>regulations</p> <p>Pollution liability insurance</p> <p>EVET approval of supplier</p>	<ul style="list-style-type: none"> <li>• Std T&amp;C 660-3</li> <li>• Approved Environmental Vendor List (Contact ATCC Representative)</li> </ul>
Emergency response	<p>Hazmat/waste release/spill fire safety emergency</p>	<ul style="list-style-type: none"> <li>• Fact Sheet Series 1700</li> <li>• Building Emergency Operations Plan (EOP) (specific to and located on Remote Site Location)</li> </ul>
<p>Contract labor/outsourcing for services with environmental implications to be performed on BellSouth Remote Site Location</p> <p>(e.g., disposition of hazardous material/waste; maintenance of storage tanks)</p>	<p>Compliance with all applicable local, state, &amp; federal laws and regulations</p> <p>Performance of services in accordance with BST's environmental M&amp;Ps</p> <p>Insurance</p>	<ul style="list-style-type: none"> <li>• Std T&amp;C 450</li> <li>• Std T&amp;C 450-B</li> <li>• (Contact ATCC Representative for copy of appropriate E/S M&amp;Ps.)</li> <li>• Std T&amp;C 660</li> </ul>
Transportation of hazardous material	<p>Compliance with all applicable local, state, &amp; federal laws and regulations</p> <p>Pollution liability insurance</p> <p>EVET approval of supplier</p>	<ul style="list-style-type: none"> <li>• Std T&amp;C 450</li> <li>• Fact Sheet Series 17000</li> <li>• Std T&amp;C 660-3</li> <li>• Approved Environmental Vendor List (Contact ATCC Representative)</li> </ul>
<p>Maintenance/operations work which may produce a waste</p> <p>Other maintenance work</p>	<p>Compliance with all applicable local, state, &amp; federal laws and regulations</p> <p>Protection of BST employees and equipment</p>	<ul style="list-style-type: none"> <li>• Std T&amp;C 450</li> <li>• 29CFR 1910.147 (OSHA Standard)</li> <li>• 29CFR 1910 Subpart O (OSHA Standard)</li> </ul>
Janitorial services	<p>All waste removal and disposal must conform to all applicable federal, state and local regulations</p> <p>All Hazardous Material and Waste</p> <p>Asbestos notification and protection of employees and</p>	<ul style="list-style-type: none"> <li>• –Procurement Manager (CRES Related Matters)-BST Supply Chain Services</li> <li>• Fact Sheet Series 17000</li> </ul>

	equipment	<ul style="list-style-type: none"> <li>• GU-BTEN-001BT, Chapter 3</li> <li>• BSP 010-170-001BS (Hazcom)</li> </ul>
Manhole cleaning	<p>Compliance with all applicable local, state, &amp; federal laws and regulations</p> <p>Pollution liability insurance</p> <p>EVET approval of supplier</p>	<ul style="list-style-type: none"> <li>• Std T&amp;C 450</li> <li>• Fact Sheet 14050</li> <li>• BSP 620-145-011PR Issue A, August 1996</li> <li>• Std T&amp;C 660-3</li> <li>• Approved Environmental Vendor List (Contact ATCC Representative)</li> </ul>
Removing or disturbing building materials that may contain asbestos	Asbestos work practices	<ul style="list-style-type: none"> <li>• GU-BTEN-001BT, Chapter 3</li> </ul> <p>For questions regarding removing or disturbing materials that contain asbestos, call the BellSouth Building Service Center: AL, MS, TN, KY &amp; LA (local area code) 557-6194 FL, GA, NC &amp; SC (local area code) 780-2740</p>

### 3. DEFINITIONS

Generator. Under RCRA, the person whose act produces a Hazardous Waste, as defined in 40 CFR 261, or whose act first causes a Hazardous Waste to become subject to regulation. The Generator is legally responsible for the proper management and disposal of Hazardous Wastes in accordance with regulations.

Hazardous Chemical. As defined in the U.S. Occupational Safety and Health (OSHA) hazard communication standard (29 CFR 1910.1200), any chemical which is a health hazard or physical hazard.

Hazardous Waste. As defined in section 1004 of RCRA.

Imminent Danger. Any conditions or practices at a remote site location which are such that a danger exists which could reasonably be expected to cause immediate death or serious harm to people or immediate significant damage to the environment or natural resources.

Spill or Release. As defined in Section 101 of CERCLA.

#### 4. ACRONYMS

ATCC – Account Team Collocation Coordinator

BST – BellSouth Telecommunications

CRES – Corporate Real Estate and Services (formerly PS&M)

DEC/LDEC - Department Environmental Coordinator/Local Department Environmental Coordinator

E/S – Environmental/Safety

EVET - Environmental Vendor Evaluation Team

GU-BTEN-001BT - BellSouth Environmental Methods and Procedures

NESC - National Electrical Safety Codes

P&SM - Property & Services Management

Std T&C - Standard Terms & Conditions

COLLOCATION - Alabama											Attachment: 4		Exhibit: B																																	
CATEGORY	RATE ELEMENTS	Interim	Zone	BCS	USOC	RATES (\$)	Svc Order Submitted Elec per LSR	Svc Order Submitted Manually per LSR	Incremental Charge - Manual Svc Order vs. Electronic-1st	Incremental Charge - Manual Svc Order vs. Electronic-Add'l	Incremental Charge - Manual Svc Order vs. Electronic-Disc 1st	Incremental Charge - Manual Svc Order vs. Electronic-Disc Add'l	OSS Rates (\$)																																	
													Rec	Nonrecurring		Nonrecurring Disconnect		SOME C	SOMAN	SOMAN	SOMAN	SOMAN	SOMAN																							
													First	Add'l	First	Add'l																														
<b>PHYSICAL COLLOCATION</b>																																														
	Physical Collocation 2-Wire Cross Connect, Exchange Port 2-Wire Analog - Res			UEPSR	PE1R2	0.03							12.30	11.80	6.03	5.44					15.66																									
	Physical Collocation 2-Wire Cross Connect, Exchange Port 2-Wire Line Side PBX Trunk - Bus			UEPSP	PE1R2	0.03							12.30	11.80	6.03	5.44					15.66																									
	Physical Collocation 2-Wire Cross Connect, Exchange Port 2-Wire Voice Grade PBX Trunk - Res			UEPSE	PE1R2	0.03							12.30	11.80	6.03	5.44					15.66																									
	Physical Collocation 2-Wire Cross Connect, Exchange Port 2-Wire Analog - Bus			UEPSB	PE1R2	0.03							12.30	11.80	6.03	5.44					15.66																									
	Physical Collocation 2-Wire Cross Connect, Exchange Port 2-Wire ISDN			UEPSX	PE1R2	0.03							12.30	11.80	6.03	5.44					15.66																									
	Physical Collocation 2-Wire Cross Connect, Exchange Port 2-Wire ISDN			UEPTX	PE1R2	0.03							12.30	11.80	6.03	5.44					15.66																									
	Physical Collocation 4-Wire Cross Connect, Exchange Port 4-Wire ISDN DS1			UEPEX	PE1R4	0.05							12.39	11.87	6.39	5.73					15.66																									
<b>PHYSICAL COLLOCATION</b>																																														
	Physical Collocation - Application Fee - Initial			CLO	PE1BA								1,879.48	1,879.48																																
	Physical Collocation - Application Fee - Subsequent			CLO	PE1CA								1,566.60	1,566.60																																
	Physical Collocation - Cageless - Application Fee			CLO	PE1CH								1,205.26	1,205.26																																
	Physical Collocation Administrative Only - Application Fee			CLO	PE1BL								742.15																																	
	Physical Collocation - Space Preparation - Firm Order Processing			CLO	PE1SJ								600.71	600.71																																
	Physical Collocation - Space Preparation - C.O. Modification per square ft.			CLO	PE1SK	1.96																																								
	Physical Collocation - Space Preparation - Common Systems Modification per square ft. - Cageless			CLO	PE1SL	2.62																																								
	Physical Collocation - Space Preparation - Common Systems Modification per Cage			CLO	PE1SM	88.86																																								
	Physical Collocation - Cable Installation			CLO	PE1BD								859.71	859.71	22.49	22.49																														
	Physical Collocation - Floor Space per Sq. Ft.			CLO	PE1PJ	3.22																																								
	Physical Collocation - Cable Support Structure, Per Entrance Cable			CLO	PE1PM	17.11																																								
	Physical Collocation - Cageless - Cable Support Structure			CLO	PE1CJ	14.97																																								
	Physical Collocation - Power -48V DC Power, per Fused Amp			CLO	PE1PL	7.83																																								
	Physical Collocation - 120V, Single Phase Standby Power Rate			CLO	PE1FB	4.91																																								
	Physical Collocation - 240V, Single Phase Standby Power Rate			CLO	PE1FD	9.84																																								
	Physical Collocation - 120V, Three Phase Standby Power Rate			CLO	PE1FE	14.74																																								
	Physical Collocation - 277V, Three Phase Standby Power Rate			CLO	PE1FG	34.06																																								
	Physical Collocation - 2-Wire Cross-Connects			UEANL,UEA,UDN,U DC,UAL,UHL,UCL,U EQ, UDL, UNCVX, UNLDX, UNCNX	PE1P2	0.03							12.30	11.80	6.03	5.44																														
	Physical Collocation - 4-Wire Cross-Connects			CLO, UAL, UDL, UDN, UEA, UHL, UNCVX, UNCDX, UCL	PE1P4	0.05							12.39	11.87	6.39	5.73																														
	Physical Collocation - DS1 Cross-Connects			CLO,UEANL,UEQ,W DS1L,WDS1S, USL, U1TD1, UXTD1, UNC1X, ULDD1, USLEL, UNLD1, UDL	PE1P1	1.11							22.03	15.93	6.40	5.79																														

COLLOCATION - Alabama											Attachment: 4		Exhibit: B										
CATEGORY	RATE ELEMENTS	Interim	Zone	BCS	USOC	RATES (\$)	Svc Order Submitted Elec per LSR	Svc Order Submitted Manually per LSR	Incremental Charge - Manual Svc Order vs. Electronic-1st	Incremental Charge - Manual Svc Order vs. Electronic-Add'l	Incremental Charge - Manual Svc Order vs. Electronic-Disc 1st	Incremental Charge - Manual Svc Order vs. Electronic-Disc Add'l	OSS Rates (\$)										
													Rec	Nonrecurring		Nonrecurring Disconnect		SOMEc	SOMAN	SOMAN	SOMAN	SOMAN	SOMAN
													First	Add'l	First	Add'l							
	Physical Collocation - DS3 Cross-Connects			CLO, UE3,U1TD3, UXTD3, UXTS1, UNC3X, UNCSX, ULDD3, U1TS1,ULDS1, UNLD3, UDL	PE1P3	14.16							20.89	15.20	7.38	5.92							
	Physical Collocation - 2-Fiber Cross-Connect			CLO, ULDO3, ULD12, ULD48, U1TO3, U1T12, U1T48, UDLO3, UDL12, UDF	PE1F2	2.81							20.89	15.20	7.38	5.92							
	Physical Collocation - Cageless - 2 Fiber Cross Connect			CLO, ULDO3, ULD12, ULD48, U1TO3, U1T12, U1T48, UDLO3, UDL12, UDF	PE1CK	2.84							20.89	15.20	7.38	5.92							
	Physical Collocation - 4-Fiber Cross-Connect			CLO, ULDO3, ULD12, ULD48, U1TO3, U1T12, U1T48, UDLO3, UDL12, UDF	PE1F4	4.99							25.55	19.86	9.71	8.25							
	Physical Collocation - Cageless - 4-Fiber Cross-Connect			CLO, ULDO3, ULD12, ULD48, U1TO3, U1T12, U1T48, UDLO3, UDL12, UDF	PE1CL	5.69							25.55	19.86	9.71	8.25							
	Physical Collocation - Welded Wire Cage - First 100 Sq. Ft.			CLO	PE1BW	156.33																	
	Physical Collocation - Welded Wire Cage - Add'l 50 Sq. Ft.			CLO	PE1CW	15.34																	
	Physical Collocation - Security Access System - Security System per Central Office			CLO	PE1AX	45.70																	
	Physical Collocation - Security Access System - New Access Card Activation, per Card			CLO	PE1A1	0.05								27.79	27.79								
	Physical Collocation-Security Access System-Administrative Change, existing Access Card, per Request, per State, per Card			CLO	PE1AA									7.79	7.79								
	Physical Collocation - Security Access System - Replace Lost or Stolen Card, per Card			CLO	PE1AR									22.78	22.78								
	Physical Collocation - Security Access - Initial Key, per Key			CLO	PE1AK									13.10	13.10								
	Physical Collocation - Security Access - Key, Replace Lost or Stolen Key, per Key			CLO	PE1AL									13.10	13.10								
	Physical Collocation - Space Availability Report per premises			CLO	PE1SR									1,075.17	1,075.17								
	POT Bay Arrangements prior to 6/1/99 - 2-Wire Cross-Connect, per cross-connect			UEANL,UEA,UDN,U DC,UAL,UHL,UCL,U EQ,CLO,UDL, UNCVX, UNCDX, UNCNX	PE1PE	0.08																	
	POT Bay Arrangements prior to 6/1/99 - 4-Wire Cross-Connect, per cross-connect			UEANL,UEA,UDN,U DC,UAL,UHL,UCL,U EQ,CLO, USL, UNCVX, UNCDX	PE1PF	0.17																	
	POT Bay Arrangements prior to 6/1/99 - DS1 Cross-Connect, per cross-connect			UEANL,UEA,UDN,U DC,UAL,UHL,UCL,U EQ,CLO,WDS1L,W DS1S, USL, U1TD1, UXTD1, UNC1X, ULDD1, USLEL, UNLD1	PE1PG	1.20																	





**COLLOCATION - Alabama**

CATEGORY	RATE ELEMENTS	Interim	Zone	BCS	USOC	RATES (\$)	Svc Order Submitted Elec per LSR	Svc Order Submitted Manually per LSR	Attachment: 4		Exhibit: B					
									Incremental Charge - Manual Svc Order vs. Electronic-1st	Incremental Charge - Manual Svc Order vs. Electronic-Add'l	Incremental Charge - Manual Svc Order vs. Electronic-Disc 1st	Incremental Charge - Manual Svc Order vs. Electronic-Disc Add'l				
									Rec	Nonrecurring		Nonrecurring Disconnect		OSS Rates (\$)		
						First	Add'l	First	Add'l	SOMEC	SOMAN	SOMAN	SOMAN	SOMAN	SOMAN	
	Virtual Collocation - 4-wire Cross Connects (loop)			UEA,UHL,UCL,UDL,AMTFS,UAL,UDN,UNCVX,UNCDCX	UEAC4	0.05	12.39	11.87	6.39	5.73		15.66				
	Virtual Collocation - 2-Fiber Cross Connects			AMTFS,UDL12,UDLO3,U1T48,U1T12,U1T03,ULDO3,ULD12,ULD48,UDF	CNC2F	2.84	20.89	15.20	7.38	5.92		15.66				
	Virtual Collocation - 4-Fiber Cross Connects			AMTFS,UDL12,UDLO3,U1T48,U1T12,U1T03,ULDO3,ULD12,ULD48,UDF	CNC4F	5.69	25.55	19.86	9.71	8.25		15.66				
	Virtual collocation - Special Access & UNE, cross-connect per DS1			USL,ULC,AMTFS,ULR,UXTD1,UNC1X,ULDD1,U1TD1,USLEL,UNLD1	CNC1X	1.11	22.03	15.93	6.40	5.79		15.66				
	Virtual collocation - Special Access & UNE, cross-connect per DS3			USL,ULC,AMTFS,U E3,U1TD3,UXTS1,UXTD3,UNC3X,UNC3X,ULDD3,U1TS1,ULDS1,UDLSX,UNLD3	CND3X	14.16	20.89	15.20	7.38	5.92		15.66				
	Virtual Collocation - Co-Carrier Cross Connects - Fiber Cable Support Structure, per linear foot			AMTFS	VE1CB	0.0026										
	Virtual Collocation - Co-Carrier Cross Connects - Copper/Coax Cable Support Structure, per linear ft			AMTFS	VE1CD	0.0038										
	Virtual Collocation - Co-Carrier Cross Connects - Fiber Cable Support Structure, per cable			AMTFS	VE1CC		535.37					15.66				
	Virtual Collocation - Co-Carrier Cross Connects - Copper/Coax Cable Support Structure, per cable			AMTFS	VE1CE		535.37					15.66				
	Virtual Collocation Cable Records - per request			AMTFS	VE1BA		1,518.57	1,518.57	265.99	265.99		15.66				
	Virtual Collocation Cable Records - VG/DS0 Cable, per cable record			AMTFS	VE1BB		653.83	653.83	378.24	378.24		15.66				
	Virtual Collocation Cable Records - VG/DS0 Cable, per each 100 pair			AMTFS	VE1BC		9.62	9.62	11.79	11.79		15.66				
	Virtual Collocation Cable Records - DS1, per T1TIE			AMTFS	VE1BD		4.50	4.50	5.52	5.52		15.66				
	Virtual Collocation Cable Records - DS3, per T3TIE			AMTFS	VE1BE		15.75	15.75	19.32	19.32		15.66				
	Virtual Collocation Cable Records - Fiber Cable, per 99 fiber records			AMTFS	VE1BF		168.97	168.97	154.25	154.25		15.66				
	Virtual collocation - Security Escort - Basic, per half hour			AMTFS	SPTBX		16.93	10.73				15.66				
	Virtual collocation - Security Escort - Overtime, per half hour			AMTFS	SPTOX		22.05	13.86				15.66				
	Virtual collocation - Security Escort - Premium, per half hour			AMTFS	SPTPX		27.17	16.98				15.66				
	Virtual collocation - Maintenance in CO - Basic, per half hour			AMTFS	CTRLX		27.93	10.73				15.66				
	Virtual collocation - Maintenance in CO - Overtime, per half hour			AMTFS	SPTOM		36.47	13.86				15.66				
	Virtual collocation - Maintenance in CO - Premium per half hour			AMTFS	SPTPM		45.02	16.98				15.66				
<b>VIRTUAL COLLOCATION</b>																
	Virtual Collocation - 2-wire Cross Connect, Exchange Port 2-Wire Analog - Res			UEPSR	VE1R2	0.03	12.30	11.80	6.03	5.44		15.66				
	Virtual Collocation 2-Wire Cross Connect, Exchange Port 2-Wire Line Side PBX Trunk - Bus			UEPSP	VE1R2	0.03	12.30	11.80	6.03	5.44		15.66				
	Virtual Collocation 2-Wire Cross Connect, Exchange Port 2-Wire Voice Grade PBX Trunk - Res			UEPSE	VE1R2	0.03	12.30	11.80	6.03	5.44		15.66				
	Virtual Collocation 2-Wire Cross Connect, Exchange Port 2-Wire Analog Bus			UEPSB	VE1R2	0.03	12.30	11.80	6.03	5.44		15.66				



COLLOCATION - Alabama										Attachment: 4		Exhibit: B			
CATEGORY	RATE ELEMENTS	Interim	Zone	BCS	USOC	RATES (\$)				Svc Order Submitted Elec per LSR	Svc Order Submitted Manually per LSR	Incremental Charge - Manual Svc Order vs. Electronic-1st	Incremental Charge - Manual Svc Order vs. Electronic-Add'l	Incremental Charge - Manual Svc Order vs. Electronic-Disc 1st	Incremental Charge - Manual Svc Order vs. Electronic-Disc Add'l
						Rec	Nonrecurring		Nonrecurring Disconnect						
							First	Add'l	First	Add'l	SOME C	SOMAN	SOMAN	SOMAN	SOMAN
	Virtual Collocation 2-Wire Cross Connect, Exchnage Port 2-Wire ISDN			UEPSX	VE1R2	0.03	12.30	11.80	6.03	5.44		15.66			
	Virtual Collocation 2-Wire Cross Connect, Exchange Port 2-Wire ISDN			UEPTX	VE1R2	0.03	12.30	11.80	6.03	5.44		15.66			
	Virtual Collocation 4-Wire Cross Connect, Exchange Port 4-Wire ISDN DS1			UEPEX	VE1R4	0.05	12.39	11.87	6.39	5.44		15.66			
<b>Note: Rates displaying an "R" in Interim column are interim and subject to rate true-up as set forth in General Terms and Conditions.</b>															

**COLLOCATION - Florida**

CATEGORY		RATE ELEMENTS	Interim	Zone	BCS	USOC	RATES (\$)				Svc Order Submitted Elec per LSR	Svc Order Submitted Manually per LSR	Attachment: 4		Exhibit: B		
							Rec	Nonrecurring		Nonrecurring Disconnect		OSS Rates (\$)					
								First	Add'l	First	Add'l	SOME C	SOMAN	SOMAN	SOMAN	SOMAN	SOMAN
<b>PHYSICAL COLLOCATION</b>																	
		Physical Collocation 2-Wire Cross Connect, Exchange Port 2-Wire Analog - Res			UEPSR	PE1R2	0.0276	8.22	7.22				11.90				
		Physical Collocation 2-Wire Cross Connect, Exchange Port 2-Wire Line Side PBX Trunk - Bus			UEPSP	PE1R2	0.0276	8.22	7.22				11.90				
		Physical Collocation 2-Wire Cross Connect, Exchange Port 2-Wire Voice Grade PBX Trunk - Res			UEPSE	PE1R2	0.0276	8.22	7.22				11.90				
		Physical Collocation 2-Wire Cross Connect, Exchange Port 2-Wire Analog - Bus			UEPSB	PE1R2	0.0276	8.22	7.22				11.90				
		Physical Collocation 2-Wire Cross Connect, Exchange Port 2-Wire ISDN			UEPSX	PE1R2	0.0276	8.22	7.22				11.90				
		Physical Collocation 2-Wire Cross Connect, Exchange Port 2-Wire ISDN			UEPTX	PE1R2	0.0276	8.22	7.22				11.90				
		Physical Collocation 4-Wire Cross Connect, Exchange Port 4-Wire ISDN DS1			UEPEX	PE1R4	0.0552	8.42	7.36				11.90				
<b>PHYSICAL COLLOCATION</b>																	
		Physical Collocation - Application Fee - Initial			CLO	PE1BA		2,597.00									
		Physical Collocation - Application Fee - Subsequent			CLO	PE1CA		2,236.00									
		Physical Collocation Administrative Only - Application Fee	I		CLO	PE1BL		742.00									
		Physical Collocation - Space Preparation - Firm Order Processing			CLO	PE1SJ		288.93									
		Physical Collocation - Space Preparation - C.O. Modification per square ft.			CLO	PE1SK	2.38										
		Physical Collocation - Space Preparation - Common Systems Modification per Cage			CLO	PE1SM	92.55										
		Physical Collocation - Cable Installation per Cable			CLO	PE1BD		1,750.00		45.16							
		Physical Collocation - Floor Space per Sq. Ft.			CLO	PE1PJ	7.86										
		Physical Collocation - Cable Support Structure, Per Entrance Cable			CLO	PE1PM	18.96										
		Physical Collocation - Power, per Fused Amp			CLO	PE1PL	7.80										
		Physical Collocation - Power Reduction, Application Fee	I		CLO	PE1PR		399.43									
		Physical Collocation - 120V, Single Phase Standby Power Rate			CLO	PE1FB	5.38										
		Physical Collocation - 240V, Single Phase Standby Power Rate			CLO	PE1FD	10.77										
		Physical Collocation - 120V, Three Phase Standby Power Rate			CLO	PE1FE	16.15										
		Physical Collocation - 277V, Three Phase Standby Power Rate			CLO	PE1FG	37.30										
		Physical Collocation - 2-Wire Cross-Connects			UEANL,UEA,UDN,UDC,UAL,UHL,UCL,U EQ, UDL, UNCVX, UNLDX, UNC NX	PE1P2	0.0276	8.22	7.22	5.74	4.58						
		Physical Collocation - 4-Wire Cross-Connects			CLO, UAL, UDL, UDN, UEA, UHL, UNCVX, UNCDX, UCL	PE1P4	0.0552	8.42	7.36	5.90	4.66						
		Physical Collocation - DS1 Cross-Connects			CLO,UEANL,UEQ,WDS1L,WDS1S, USL, U1TD1, UXTD1, UNC1X, ULDD1, USLEL, UNLD1, UDL	PE1P1	1.32	27.77	15.52	5.93	4.77						

COLLOCATION - Florida											Attachment: 4		Exhibit: B										
CATEGORY	RATE ELEMENTS	Interim	Zone	BCS	USOC	RATES (\$)	Svc Order Submitted Elec per LSR	Svc Order Submitted Manually per LSR	Incremental Charge - Manual Svc Order vs. Electronic-1st	Incremental Charge - Manual Svc Order vs. Electronic-Add'l	Incremental Charge - Manual Svc Order vs. Electronic-Disc 1st	Incremental Charge - Manual Svc Order vs. Electronic-Disc Add'l	OSS Rates (\$)										
													Rec	Nonrecurring		Nonrecurring Disconnect		SOMEC	SOMAN	SOMAN	SOMAN	SOMAN	SOMAN
													First	Add'l	First	Add'l							
	Physical Collocation - DS3 Cross-Connects			CLO, UE3,U1TD3, UXTD3, UXTS1, UNC3X, UNCSX, ULDD3, U1TS1,ULDS1, UNLD3, UDL	PE1P3	16.81							25.48	14.05	7.77	5.01							
	Physical Collocation - 2-Fiber Cross-Connect			CLO, ULDO3, ULD12, ULD48, U1TO3, U1T12, U1T48, UDLO3, UDL12, UDF	PE1F2	3.34							41.94	30.52	13.91	11.16							
	Physical Collocation - 4-Fiber Cross-Connect			CLO, ULDO3, ULD12, ULD48, U1TO3, U1T12, U1T48, UDLO3, UDL12, UDF	PE1F4	5.92							51.30	39.87	18.29	15.54							
	Physical Collocation - Welded Wire Cage - First 100 Sq. Ft.			CLO	PE1BW	189.45																	
	Physical Collocation - Welded Wire Cage - Add'l 50 Sq. Ft.			CLO	PE1CW	18.58																	
	Physical Collocation - Security System Per Central Office Per Assignable Sq. Ft.			CLO	PE1AY	0.0105																	
	Physical Collocation - Security Access System - New Access Card Activation, per Card			CLO	PE1A1	0.0577								55.80									
	Physical Collocation-Security Access System-Administrative Change, existing Access Card, per Request, per State, per Card			CLO	PE1AA									15.65									
	Physical Collocation - Security Access System - Replace Lost or Stolen Card, per Card			CLO	PE1AR									45.75									
	Physical Collocation - Security Access - Initial Key, per Key			CLO	PE1AK									26.30									
	Physical Collocation - Security Access - Key, Replace Lost or Stolen Key, per Key			CLO	PE1AL									26.30									
	Physical Collocation - Space Availability Report per premises			CLO	PE1SR									2,159.00									
	POT Bay Arrangements prior to 6/1/99 - 2-Wire Cross-Connect, per cross-connect	I		UEANL,UEA,UDN,U DC,UAL,UHL,UCL,U EQ,CLO,UDL, UNCVX, UNCDX, UNCNX	PE1PE	0.00																	
	POT Bay Arrangements prior to 6/1/99 - 4-Wire Cross-Connect, per cross-connect	I		UEANL,UEA,UDN,U DC,UAL,UHL,UCL,U EQ,CLO, USL, UNCVX, UNCDX	PE1PF	0.00																	
	POT Bay Arrangements prior to 6/1/99 - DS1 Cross-Connect, per cross-connect	I		UEANL,UEA,UDN,U DC,UAL,UHL,UCL,U EQ,CLO,WDS1L,W DS1S, USL, U1TD1, UXTD1, UNC1X, ULDD1, USLEL, UNLD1	PE1PG	0.00																	
	POT Bay Arrangements prior to 6/1/99 - DS3 Cross-Connect, per cross-connect	I		UEANL,UEA,UDN,U DC,UAL,UHL,UCL,U EQ,CLO,UE3, U1TD3, UXTD3, UXTS1, UNC3X, UNCSX, ULDD3, U1TS1, ULDS1, UNLD3, UDL, UDLXS	PE1PH	0.00																	



COLLOCATION - Florida										Attachment: 4		Exhibit: B				
CATEGORY	RATE ELEMENTS	Interim	Zone	BCS	USOC	RATES (\$)	Svc Order Submitted Elec per LSR	Svc Order Submitted Manually per LSR	Incremental Charge - Manual Svc Order vs. Electronic-1st	Incremental Charge - Manual Svc Order vs. Electronic-Add'l	Incremental Charge - Manual Svc Order vs. Electronic-Disc 1st	Incremental Charge - Manual Svc Order vs. Electronic-Disc Add'l	OSS Rates (\$)			
													Rec	Nonrecurring		Nonrecurring Disconnect
							First	Add'l	First	Add'l						
	Adjacent Collocation - 2-Wire Cross-Connects			CLOAC	PE1P2	0.0213	24.69	23.69	11.77	10.62						
	Adjacent Collocation - 4-Wire Cross-Connects			UEA,UHL,UDL,UCL,CLOAC	PE1P4	0.0426	24.88	23.83	12.04	10.80						
	Adjacent Collocation - DS1 Cross-Connects			USL,CLOAC	PE1P1	1.22	44.24	31.98	12.07	10.91						
	Adjacent Collocation - DS3 Cross-Connects			CLOAC	PE1P3	16.56	41.94	30.52	13.91	11.15						
	Adjacent Collocation - 2-Fiber Cross-Connect			CLOAC	PE1F2	2.81	41.94	30.52	13.91	11.16						
	Adjacent Collocation - 4-Fiber Cross-Connect			CLOAC	PE1F4	5.36	51.30	39.87	18.29	15.54						
	Adjacent Collocation - Application Fee			CLOAC	PE1JB		2,785.00									
	Adjacent Collocation - 120V, Single Phase Standby Power Rate per AC Breaker Amp			CLOAC	PE1FB	5.38										
	Adjacent Collocation - 240V, Single Phase Standby Power Rate per AC Breaker Amp			CLOAC	PE1FD	10.77										
	Adjacent Collocation - 120V, Three Phase Standby Power Rate per AC Breaker Amp			CLOAC	PE1FE	16.15										
	Adjacent Collocation - 277V, Three Phase Standby Power Rate per AC Breaker Amp			CLOAC	PE1FG	37.30										
	Adjacent Collocation - Cable Support Structure per Entrance Cable	I		CLOAC	PE1PM	18.96										
<b>PHYSICAL COLLOCATION IN THE REMOTE SITE</b>																
	Physical Collocation in the Remote Site - Application Fee			CLOAC	PE1RA		617.91		328.81							
	Cabinet Space in the Remote Site per Bay/ Rack			CLOAC	PE1RB	219.49										
	Physical Collocation in the Remote Site - Security Access - Key			CLOAC	PE1RD		26.30									
	Physical Collocation in the Remote Site - Space Availability Report per Premises Requested			CLOAC	PE1SR		232.69									
	Physical Collocation in the Remote Site - Remote Site CLLI Code Request, per CLLI Code Requested			CLOAC	PE1RE		75.41									
	Remote Site DLEC Data (BRSDDD), per Compact Disk, per CO			CLOAC	PE1RR		233.51									
<b>PHYSICAL COLLOCATION IN THE REMOTE SITE - ADJACENT</b>																
	Remote Site-Adjacent Collocation - AC Power, per breaker amp			CLOAC	PE1RS	6.27										
	Remote Site-Adjacent Collocation - Real Estate, per square foot			CLOAC	PE1RT	0.134										
	Remote Site-Adjacent Collocation-Application Fee			CLOAC	PE1RU		755.62	755.62								
<b>NOTE: If Security Escort and/or Add'l Engineering Fees become necessary for remote site collocation, the Parties will negotiate appropriate rates.</b>																
<b>VIRTUAL COLLOCATION</b>																
	Virtual Collocation - Application Fee/Planning Fee Initial Request			AMTFS	EAF		4,122.00					11.90				
	Virtual Collocation - Application Fee/Planning Fee Additional Entrance Cable Request			AMTFS	EAF		1,249.00					11.90				
	Virtual Collocation - Cable Installation Cost, per cable			AMTFS	ESPCX	12.45	965.00					11.90				
	Virtual Collocation - Floor Space, per sq. ft.			AMTFS	ESPVX	4.25										
	Virtual Collocation - Power, per fused amp			AMTFS	ESPAV	6.95										
	Virtual Collocation - Cable Support Structure, per entrance cable			AMTFS	ESPSX	13.35										
	Virtual Collocation - 2-wire Cross Connects (loop)			UEANL,UEA,UDN,U DC,UAL,UHL,UCL,U EQ,AMTFS,UDL,UNCVX,UNCDCX,UNCNX	UEAC2	0.0502	11.57	11.57				11.90				
	Virtual Collocation - 4-wire Cross Connects (loop)			UEA,UHL,UCL,UDL,AMTFS,UAL,UDN,UNCVX,UNCDCX	UEAC4	0.0502	11.57	11.57				11.90				
	Virtual Collocation - 2-Fiber Cross Connects			AMTFS,UDL12,UDLO3,U1T48,U1T12,U1T03,ULD03,ULD12,ULD48,UDF	CNC2F	6.71	2,431.00					11.90				

**COLLOCATION - Florida**

CATEGORY		RATE ELEMENTS	Interim	Zone	BCS	USOC	RATES (\$)				Svc Order Submitted Elec per LSR	Svc Order Submitted Manually per LSR	Attachment: 4		Exhibit: B		
													Incremental Charge - Manual Svc Order vs. Electronic-1st	Incremental Charge - Manual Svc Order vs. Electronic-Add'l	Incremental Charge - Manual Svc Order vs. Electronic-Disc 1st	Incremental Charge - Manual Svc Order vs. Electronic-Disc Add'l	
							Rec	Nonrecurring		Nonrecurring Disconnect		OSS Rates (\$)					
								First	Add'l	First	Add'l	SOMEC	SOMAN	SOMAN	SOMAN	SOMAN	SOMAN
		Virtual Collocation - 4-Fiber Cross Connects			AMTFS,UDL12,UDLO3,U1T48,U1T12,U1T03,ULDO3,ULD12,ULD48,UDF	CNC4F	6.71	2,431.00				11.90					
		Virtual collocation - Special Access & UNE, cross-connect per DS1			USL,ULC,AMTFS,ULR,UXTD1,UNC1X,ULDD1,U1TD1,USLEL,UNLD1	CNC1X	7.50	155.00	14.00			11.90					
		Virtual collocation - Special Access & UNE, cross-connect per DS3			USL,ULC,AMTFS,U E3,U1TD3,UXTS1,UXTD3,UNC3X,UNCSX,ULDD3,U1TS1,ULDS1,UDLSX,UNLD3	CND3X	56.25	151.90	11.83			11.90					
		Virtual Collocation - Co-Carrier Cross Connects - Fiber Cable Support Structure, per linear foot			AMTFS,CLO	VE1CB	0.0028										
		Virtual Collocation - Co-Carrier Cross Connects - Copper/Coax Cable Support Structure, per linear ft			AMTFS,CLO	VE1CD	0.0041										
		Virtual Collocation - Co-Carrier Cross Connects - Fiber Cable Support Structure,per cable			AMTFS	VE1CC		535.54				11.90					
		Virtual Collocation - Co-Carrier Cross Connects - Copper/Coax Cable Support Structure, per cable			AMTFS	VE1CE		535.54				11.90					
		Virtual Collocation Cable Records - per request			AMTFS	VE1BA		1,525.00	1,525.00	267.08	267.08						
		Virtual Collocation Cable Records - VG/DS0 Cable, per cable record			AMTFS	VE1BB		656.50	656.50	379.78	379.78						
		Virtual Collocation Cable Records - VG/DS0 Cable, per each 100 pair			AMTFS	VE1BC		9.66	9.66	11.84	11.84						
		Virtual Collocation Cable Records - DS1, per T1TIE			AMTFS	VE1BD		4.52	4.52	5.54	5.54						
		Virtual Collocation Cable Records - DS3, per T3TIE			AMTFS	VE1BE		15.82	15.82	19.40	19.40						
		Virtual Collocation Cable Records - Fiber Cable, per 99 fiber records			AMTFS	VE1BF		169.67	169.67	154.89	154.89						
		Virtual collocation - Security Escort - Basic, per quarter hour			AMTFS	SPTBQ		10.89				11.90					
		Virtual collocation - Security Escort - Overtime, per quarter hour			AMTFS	SPTOQ		13.64				11.90					
		Virtual collocation - Security Escort - Premium, per quarter hour			AMTFS	SPTPQ		16.40				11.90					
		Virtual Collocation - 2-wire Cross Connects (loop), per ckts			AMTFS	VE1R2	0.05	11.57				11.90					
		Virtual Collocation - 4-wire Cross Connects (loop), per ckts			AMTFS	VE1R4	0.05	11.57				11.90					
		Virtual Collocation - DS-1/DCS Cross Connects, PER CKTS			AMTFS	VE11S	8.09	69.64				11.90					
		Virtual Collocation - DS-1.DSX Cross Connects, PER CKTS			AMTFS	VE11X	0.41	69.64				11.90					
		Virtual Collocation - DS-3/DCS Cross Connects, PER CKT			AMTFS	VE13S	59.67	528.00				11.90					
		Virtual Collocation - DS-3/DSC Cross Connects, PER CKT			AMTFS	VE13X	10.06	528.00				11.90					
		Virtual collocation - Maintenance in CO - Basic, per quarter hour			AMTFS	SPTRE		10.89				11.90					
		Virtual collocation - Maintenance in CO - Overtime, per quarter hour			AMTFS	SPTOE		13.64				11.90					
		Virtual collocation - Maintenance in CO - Premium per quarter hour			AMTFS	SPTPE		16.40				11.90					
<b>VIRTUAL COLLOCATION</b>																	
		Virtual Collocation - 2-wire Cross Connect, Exchange Port 2-Wire Analog - Res			UEPSR	VE1R2	0.0502	11.57	11.57			11.90					
		Virtual Collocation 2-Wire Cross Connect, Exchange Port 2-Wire Line Side PBX Trunk - Bus			UEPSP	VE1R2	0.0502	11.57	11.57			11.90					
		Virtual Collocation 2-Wire Cross Connect, Exchange Port 2-Wire Voice Grade PBX Trunk - Res			UEPSE	VE1R2	0.0502	11.57	11.57			11.90					
		Virtual Collocation 2-Wire Cross Connect, Exchange Port 2-Wire Analog Bus			UEPSB	VE1R2	0.0502	11.57	11.57			11.90					

COLLOCATION - Florida										Attachment: 4		Exhibit: B			
CATEGORY	RATE ELEMENTS	Interim	Zone	BCS	USOC	RATES (\$)				Svc Order Submitted Elec per LSR	Svc Order Submitted Manually per LSR	Incremental Charge - Manual Svc Order vs. Electronic-1st	Incremental Charge - Manual Svc Order vs. Electronic-Add'l	Incremental Charge - Manual Svc Order vs. Electronic-Disc 1st	Incremental Charge - Manual Svc Order vs. Electronic-Disc Add'l
						Rec	Nonrecurring		Nonrecurring Disconnect						
							First	Add'l	First	Add'l	SOME C	SOMAN	SOMAN	SOMAN	SOMAN
	Virtual Collocation 2-Wire Cross Connect, Exchnage Port 2-Wire ISDN			UEPSX	VE1R2	0.0502	11.57	11.57				11.90			
	Virtual Collocation 2-Wire Cross Connect, Exchange Port 2-Wire ISDN			UEPTX	VE1R2	0.0502	11.57	11.57				11.90			
	Virtual Collocation 4-Wire Cross Connect, Exchange Port 4-Wire ISDN DS1			UEPEX	VE1R4	0.0502	11.57	11.57				11.90			
<b>Note: Rates displaying an "R" in Interim column are interim and subject to rate true-up as set forth in General Terms and Conditions.</b>															

COLLOCATION - Georgia										Attachment: 4		Exhibit: B			
CATEGORY	RATE ELEMENTS	Interim	Zone	BCS	USOC	RATES (\$)				Svc Order Submitted Elec per LSR	Svc Order Submitted Manually per LSR	Incremental Charge - Manual Svc Order vs. Electronic-1st	Incremental Charge - Manual Svc Order vs. Electronic-Add'l	Incremental Charge - Manual Svc Order vs. Electronic-Disc 1st	Incremental Charge - Manual Svc Order vs. Electronic-Disc Add'l
						Rec	Nonrecurring		Nonrecurring Disconnect						
							First	Add'l	First	Add'l	SOME C	SOMAN	SOMAN	SOMAN	SOMAN
<b>PHYSICAL COLLOCATION</b>															
	Physical Collocation 2-Wire Cross Connect, Exchange Port 2-Wire Analog - Res			UEPSR	PE1R2	0.30	12.60	12.60					18.94	8.42	
	Physical Collocation 2-Wire Cross Connect, Exchange Port 2-Wire Line Side PBX Trunk - Bus			UEPSP	PE1R2	0.30	12.60	12.60					18.94	8.42	
	Physical Collocation 2-Wire Cross Connect, Exchange Port 2-Wire Voice Grade PBX Trunk - Res			UEPSE	PE1R2	0.30	12.60	12.60					18.94	8.42	
	Physical Collocation 2-Wire Cross Connect, Exchange Port 2-Wire Analog - Bus			UEPSB	PE1R2	0.30	12.60	12.60					18.94	8.42	
	Physical Collocation 2-Wire Cross Connect, Exchange Port 2-Wire ISDN			UEPSX	PE1R2	0.30	12.60	12.60					18.94	8.42	
	Physical Collocation 2-Wire Cross Connect, Exchange Port 2-Wire ISDN			UEPTX	PE1R2	0.30	12.60	12.60					18.94	8.42	
	Physical Collocation 4-Wire Cross Connect, Exchange Port 4-Wire ISDN DS1			UEPEX	PE1R4	0.50	12.60	12.60					18.94	8.42	
<b>PHYSICAL COLLOCATION</b>															
	Physical Collocation - Application Fee - Initial			CLO	PE1BA		3,850.00								
	Physical Collocation - Application Fee - Subsequent			CLO	PE1CA		3,130.00	3,130.00							
	Physical Collocation Administrative Only - Application Fee			CLO	PE1BL		740.83								
	Physical Collocation - Space Preparation - Firm Order Processing	I		CLO	PE1SJ		1,187.00								
	Physical Collocation - Space Preparation - C.O. Modification per square ft.	I		CLO	PE1SK	2.02									
	Physical Collocation - Space Preparation - Common Systems Modification per square ft. - Cageless	I		CLO	PE1SL	2.80									
	Physical Collocation - Space Preparation - Common Systems Modification per Cage	I		CLO	PE1SM	95.23									
	Physical Collocation - Cable Installation			CLO	PE1BD		2,750.00	2,750.00							
	Physical Collocation - Floor Space per Sq. Ft.			CLO	PE1PJ		7.50								
	Physical Collocation - Floor Space - Zone B per Sq. Ft.			CLO	PE1PK		6.75								
	Physical Collocation - Cable Support Structure, Per Entrance Cable			CLO	PE1PM		13.35								
	Physical Collocation - Power -48V DC Power, per Fused Amp	I		CLO	PE1PL		8.06								
	Physical Collocation - Power Reduction, Application Fee	I		CLO	PE1PR		398.80								
	Physical Collocation - 120V, Single Phase Standby Power Rate	I		CLO	PE1FB		5.52								
	Physical Collocation - 240V, Single Phase Standby Power Rate	I		CLO	PE1FD		11.05								
	Physical Collocation - 120V, Three Phase Standby Power Rate	I		CLO	PE1FE		16.58								
	Physical Collocation - 277V, Three Phase Standby Power Rate	I		CLO	PE1FG		38.27								
	Physical Collocation - 2-Wire Cross-Connects			UEANL,UEA,UDN,U DC,UAL,UHL,UCL,U EQ, UDL, UNCVX, UNLDX, UNCNX	PE1P2	0.30	12.60	12.60							
	Physical Collocation - 4-Wire Cross-Connects			CLO, UAL, UDL, UDN, UEA, UHL, UNCVX, UNCDX, UCL	PE1P4	0.50	12.60	12.60							
	Physical Collocation - DS1 Cross-Connects			CLO,UEANL,UEQ,W DS1L,WDS1S, USL, U1TD1, UXTD1, UNC1X, ULDD1, USLEL, UNLD1, UDL	PE1P1	8.00	155.00	27.00							



COLLOCATION - Georgia										Attachment: 4		Exhibit: B				
CATEGORY	RATE ELEMENTS	Interim	Zone	BCS	USOC	RATES (\$)	Svc Order Submitted Elec per LSR	Svc Order Submitted Manually per LSR	Incremental Charge - Manual Svc Order vs. Electronic-1st	Incremental Charge - Manual Svc Order vs. Electronic-Add'l	Incremental Charge - Manual Svc Order vs. Electronic-Disc 1st	Incremental Charge - Manual Svc Order vs. Electronic-Disc Add'l				
							Rec	Nonrecurring		Nonrecurring Disconnect		OSS Rates (\$)				
							First	Add'l	First	Add'l	SOMEc	SOMAN	SOMAN	SOMAN	SOMAN	SOMAN
	Physical Collocation - DS3 Cross-Connects			CLO, UE3,U1TD3, UXTD3, UXTS1, UNC3X, UNCSX, ULDD3, U1TS1,ULDS1, UNLD3, UDL	PE1P3	72.00	155.00	27.00								
	Physical Collocation - 2-Fiber Cross-Connect			CLO, ULDO3, ULD12, ULD48, U1TO3, U1T12, U1T48, UDLO3, UDL12, UDF	PE1F2	2.86	52.14	38.72								
	Physical Collocation - 4-Fiber Cross-Connect			CLO, ULDO3, ULD12, ULD48, U1TO3, U1T12, U1T48, UDLO3, UDL12, UDF	PE1F4	5.08	64.74	51.31								
	Physical Collocation - Welded Wire Cage - First 100 Sq. Ft.	I		CLO	PE1BW	161.27										
	Physical Collocation - Welded Wire Cage - Add'l 50 Sq. Ft.	I		CLO	PE1CW	15.82										
	Physical Collocation - Security System Per Central Office Per Assignable Sq. Ft.			CLO	PE1AY	0.0172										
	Physical Collocation - Security Access System - New Access Card Activation, per Card			CLO	PE1A1	0.0607	46.20	46.20								
	Physical Collocation - Security Access System - New Access Card Deactivation, per Card			CLO	PE1A4		8.72	8.72								
	Physical Collocation-Security Access System-Administrative Change, existing Access Card, per Request, per State, per Card			CLO	PE1AA		15.40	15.40								
	Physical Collocation - Security Access System- Replace Lost or Stolen Card, per Card			CLO	PE1AR		45.02	45.02								
	Physical Collocation - Security Access - Initial Key, per Key			CLO	PE1AK		26.16	26.16								
	Physical Collocation - Security Access - Key, Replace Lost or Stolen Key, per Key			CLO	PE1AL		26.16	26.16								
	Physical Collocation - Space Availability Report per premises	I		CLO	PE1SR		2,148.00	2,148.00								
	POT Bay Arrangements prior to 6/1/99 - 2-Wire Cross-Connect, per cross-connect			UEANL,UEA,UDN,U DC,UAL,UHL,UCL,U EQ,CLO,UDL, UNCVX, UNCDX, UNCNX	PE1PE	0.40										
	POT Bay Arrangements prior to 6/1/99 - 4-Wire Cross-Connect, per cross-connect			UEANL,UEA,UDN,U DC,UAL,UHL,UCL,U EQ,CLO, USL, UNCVX, UNCDX	PE1PF	1.20										
	POT Bay Arrangements prior to 6/1/99 - DS1 Cross-Connect, per cross-connect			UEANL,UEA,UDN,U DC,UAL,UHL,UCL,U EQ,CLO,WDS1L,W DS1S, USL, U1TD1, UXTD1, UNC1X, ULDD1, USLEL, UNLD1	PE1PG	1.20										
	POT Bay Arrangements prior to 6/1/99 - DS3 Cross-Connect, per cross-connect			UEANL,UEA,UDN,U DC,UAL,UHL,UCL,U EQ,CLO,UE3, U1TD3, UXTD3, UXTS1, UNC3X, UNCSX, ULDD3, U1TS1, ULDS1, UNLD3, UDL, UDLSX	PE1PH	8.00										

COLLOCATION - Georgia											Attachment: 4		Exhibit: B											
CATEGORY	RATE ELEMENTS	Interim	Zone	BCS	USOC	RATES (\$)	Svc Order Submitted Elec per LSR	Svc Order Submitted Manually per LSR	Incremental Charge - Manual Svc Order vs. Electronic-1st	Incremental Charge - Manual Svc Order vs. Electronic-Add'l	Incremental Charge - Manual Svc Order vs. Electronic-Disc 1st	Incremental Charge - Manual Svc Order vs. Electronic-Disc Add'l	OSS Rates (\$)											
													Rec	Nonrecurring		Nonrecurring Disconnect		SOMEc	SOMAN	SOMAN	SOMAN	SOMAN	SOMAN	
													First	Add'l	First	Add'l								
	POT Bay Arrangements prior to 6/1/99 - 2-Fiber Cross-Connect, per cross-connect			UEANL,UEA,UDN,U DC,UAL,UHL,UCL,U EQ,CLO, ULDO3, ULD12, ULD48, U1TO3, U1T12, U1T48, UDLO3, UDL12, UDF	PE1B2	38.79																		
	POT Bay Arrangements prior to 6/1/99 - 4-Fiber Cross-Connect, per cross-connect			UEANL,UEA,UDN,U DC,UAL,UHL,UCL,U EQ,CLO, ULDO3, ULD12, ULD48, U1TO3, U1T12, U1T48, UDLO3, UDL12, UDF	PE1B4	52.31																		
	Physical Collocation - Request Resend of CFA Information, per CLLI			CLO	PE1C9																			
	Nonrecurring Collocation Cable Records - per request			CLO	PE1CR																			
	Nonrecurring Collocation Cable Records - VG/DS0 Cable, per cable record			CLO	PE1CD																			
	Nonrecurring Collocation Cable Records - VG/DS0 Cable, per each 100 pair			CLO	PE1CO																			
	Nonrecurring Collocation Cable Records - DS1, per T1TIE			CLO	PE1C1																			
	Nonrecurring Collocation Cable Records - DS3, per T3TIE			CLO	PE1C3																			
	Nonrecurring Collocation Cable Records - Fiber Cable, per 99 fiber records			CLO	PE1CB																			
	Physical Collocation - Security Escort - Basic, per Half Hour			CLO,CLORS	PE1BT																			
	Physical Collocation - Security Escort - Overtime, per Half Hour			CLO,CLORS	PE1OT																			
	Physical Collocation - Security Escort - Premium, per Half Hour			CLO,CLORS	PE1PT																			
	V to P Conversion, Per Customer Request-Voice Grade			CLO	PE1BV																			
	V to P Conversion, Per Customer Request-DS0			CLO	PE1BO																			
	V to P Conversion, Per Customer Request-DS1			CLO	PE1B1																			
	V to P Conversion, Per Customer request-DS3			CLO	PE1B3																			
	V to P Conversion, Per Customer Request per VG Circuit Reconfigured			CLO	PE1BR																			
	V to P Conversion, Per Customer Request per DS0 Circuit Reconfigured			CLO	PE1BP																			
	V to P Conversion, Per Customer Request per DS1 Circuit Reconfigured			CLO	PE1BS																			
	V to P Conversion, Per Customer Request per DS3 Circuit Reconfigured			CLO	PE1BE																			
	V to P Conversion, Cable Pairs Assigned to Collo Space per 700 prs or fraction thereof			CLO	PE1B7																			
	Physical Collocation - Co-Carrier Cross Connects - Fiber Cable Support Structure, per cable, per linear ft.			CLO,UDF	PE1ES	0.001																		
	Physical Collocation - Co-Carrier Cross Connects - Copper/Coax Cable Support Structure, per cable, per lin. ft.			CLO, UE3, USL	PE1DS	0.0015																		
	Physical Collocation - Co-Carrier Cross Connects Only - Application Fee, per application			CLO	PE1DT																			
	Physical Collocation - Application to Augment Existing Space - Simple			CLO	PE1KS																			
	Physical Collocation - Application to Augment Existing Space - Minor			CLO	PE1KM																			
	Physical Collocation - Application to Augment Existing Space - Intermediate			CLO	PE1K1																			
<b>ADJACENT COLLOCATION</b>																								
	Adjacent Collocation - Space Charge per Sq. Ft.			CLOAC	PE1JA	0.2542																		
	Adjacent Collocation - Electrical Facility Charge per Linear Ft.			CLOAC	PE1JC	5.44																		

COLLOCATION - Georgia										Attachment: 4		Exhibit: B			
CATEGORY	RATE ELEMENTS	Interim	Zone	BCS	USOC	RATES (\$)	Svc Order Submitted Elec per LSR	Svc Order Submitted Manually per LSR	Incremental Charge - Manual Svc Order vs. Electronic-1st	Incremental Charge - Manual Svc Order vs. Electronic-Add'l	Incremental Charge - Manual Svc Order vs. Electronic-Disc 1st	Incremental Charge - Manual Svc Order vs. Electronic-Disc Add'l			
													Rec	Nonrecurring	
										SOME C	SOMAN	SOMAN	SOMAN	SOMAN	SOMAN
	Adjacent Collocation - 2-Wire Cross-Connects			CLOAC	PE1P2	0.598		24.95	23.97	11.80	10.67				
	Adjacent Collocation - 4-Wire Cross-Connects			UEA,UHL,UDL,UCL,CLOAC	PE1P4	0.1196		25.14	24.11	12.15	10.93				
	Adjacent Collocation - DS1 Cross-Connects			USL,CLOAC	PE1P1	1.04		44.19	32.13	11.93	10.81				
	Adjacent Collocation - DS3 Cross-Connects			CLOAC	PE1P3	14.12		41.93	30.69	13.71	11.04				
	Adjacent Collocation - 2-Fiber Cross-Connect			CLOAC	PE1F2	2.39		41.93	30.69	13.71	11.05				
	Adjacent Collocation - 4-Fiber Cross-Connect			CLOAC	PE1F4	4.57		51.14	39.90	17.96	15.29				
	Adjacent Collocation - Application Fee			CLOAC	PE1JB			1,555.00							
	Adjacent Collocation - 120V, Single Phase Standby Power Rate per AC Breaker Amp			CLOAC	PE1FB	5.39									
	Adjacent Collocation - 240V, Single Phase Standby Power Rate per AC Breaker Amp			CLOAC	PE1FD	10.79									
	Adjacent Collocation - 120V, Three Phase Standby Power Rate per AC Breaker Amp			CLOAC	PE1FE	16.18									
	Adjacent Collocation - 277V, Three Phase Standby Power Rate per AC Breaker Amp			CLOAC	PE1FG	38.27									
	Adjacent Collocation - 240V, Three Phase Standby Power Rate per AC Breaker Amp			CLOAC	PE1JD	37.37									
<b>PHYSICAL COLLOCATION IN THE REMOTE SITE</b>															
	Physical Collocation in the Remote Site - Application Fee			CLOAC	PE1RA			608.18	608.17	323.63	323.63				
	Cabinet Space in the Remote Site per Bay/ Rack			CLOAC	PE1RB	224.82									
	Physical Collocation in the Remote Site - Security Access - Key			CLOAC	PE1RD			25.88	25.88						
	Physical Collocation in the Remote Site - Space Availability Report per Premises Requested			CLOAC	PE1SR			229.02	229.02						
	Physical Collocation in the Remote Site - Remote Site CLLI Code Request, per CLLI Code Requested			CLOAC	PE1RE			74.22	74.22						
	Remote Site DLEC Data (BRSDDD), per Compact Disk, per CO			CLOAC	PE1RR			232.88							
<b>PHYSICAL COLLOCATION IN THE REMOTE SITE - ADJACENT</b>															
	Remote Site-Adjacent Collocation - AC Power, per breaker amp			CLOAC	PE1RS	6.27									
	Remote Site-Adjacent Collocation - Real Estate, per square foot			CLOAC	PE1RT	0.134									
	Remote Site-Adjacent Collocation-Application Fee			CLOAC	PE1RU			755.62	755.62						
<b>NOTE: If Security Escort and/or Add'l Engineering Fees become necessary for remote site collocation, the Parties will negotiate appropriate rates.</b>															
<b>VIRTUAL COLLOCATION</b>															
	Virtual Collocation - Application Fee			AMTFS	EAF			2,848.30	2,848.30				19.99	19.99	
	Virtual Collocation - Cable Installation Cost, per cable			AMTFS	ESPCX			2,750.00	2,750.00				19.99	19.99	
	Virtual Collocation - Floor Space, per sq. ft.			AMTFS	ESPVX	3.20									
	Virtual Collocation - Power, per fused amp			AMTFS	ESPAV	3.48									
	Virtual Collocation - Cable Support Structure, per entrance cable			AMTFS	ESPSX	13.35									
	Virtual Collocation - 2-wire Cross Connects (loop)			UEANL,UEA,UDN,U DC,UAL,UHL,UCL,U EQ, AMTFS, UDL, UNCVX, UNCDX, UNCNX	UEAC2	0.0283		24.56	23.56	9.20	8.30		19.99	19.99	19.99
	Virtual Collocation - 4-wire Cross Connects (loop)			UEA,UHL,UCL,UDL, AMTFS, UAL, UDN, UNCVX, UNCDX	UEAC4	0.0566		24.75	23.70	9.03	8.10		19.99	19.99	19.99
	Virtual Collocation - 2-Fiber Cross Connects			AMTFS,UDL12, UDLO3, U1T48, U1T12, U1T03, ULDO3, ULD12, ULD48, UDF	CNC2F	2.88		41.72	30.36	10.43	8.36		2.20	2.20	

COLLOCATION - Georgia											Attachment: 4		Exhibit: B		
CATEGORY	RATE ELEMENTS	Interim	Zone	BCS	USOC	RATES (\$)				Svc Order Submitted Elec per LSR	Svc Order Submitted Manually per LSR	Incremental Charge - Manual Svc Order vs. Electronic-1st	Incremental Charge - Manual Svc Order vs. Electronic-Add'l	Incremental Charge - Manual Svc Order vs. Electronic-Disc 1st	Incremental Charge - Manual Svc Order vs. Electronic-Disc Add'l
						Rec	Nonrecurring		Nonrecurring Disconnect						
							First	Add'l	First	Add'l	SOMEC	SOMAN	SOMAN	SOMAN	SOMAN
	Virtual Collocation - 4-Fiber Cross Connects			AMTFS,UDL12,UDLO3,U1T48,U1T12,U1T03,ULDO3,ULD12,ULD48,UDF	CNC4F	5.76	51.03	39.67	13.71	11.65			2.20	2.20	
	Virtual collocation - Special Access & UNE, cross-connect per DS1			USL,ULC,AMTFS,ULR,UXTD1,UNC1X,ULDD1,U1TD1,USLEL,UNLD1	CNC1X	7.50	155.00	14.00					19.99	19.99	
	Virtual collocation - Special Access & UNE, cross-connect per DS3			USL,ULC,AMTFS,U E3,U1TD3,UXTS1,UXTD3,UNC3X,UNCSX,ULDD3,U1TS1,ULDS1,UDLSX,UNLD3	CND3X	56.25	151.90	11.83					19.99	19.99	
	Virtual Collocation - Co-Carrier Cross Connects - Fiber Cable Support Structure, per linear foot			AMTFS	VE1CB	0.0023									
	Virtual Collocation - Co-Carrier Cross Connects - Copper/Coax Cable Support Structure, per linear ft			AMTFS	VE1CD	0.0034									
	Virtual Collocation - Co-Carrier Cross Connects - Fiber Cable Support Structure,per cable			AMTFS	VE1CC		553.43						19.99		
	Virtual Collocation - Co-Carrier Cross Connects - Copper/Coax Cable Support Structure, per cable			AMTFS	VE1CE		553.43						19.99		
	Virtual Collocation Cable Records - per request			AMTFS	VE1BA		1,706.00	1,706.00							
	Virtual Collocation Cable Records - VG/DS0 Cable, per cable record			AMTFS	VE1BB		922.38	922.38							
	Virtual Collocation Cable Records - VG/DS0 Cable, per each 100 pair			AMTFS	VE1BC		18.00	18.00							
	Virtual Collocation Cable Records - DS1, per T1TIE			AMTFS	VE1BD		8.43	8.43							
	Virtual Collocation Cable Records - DS3, per T3TIE			AMTFS	VE1BE		29.49	29.49							
	Virtual Collocation Cable Records - Fiber Cable, per 99 fiber records			AMTFS	VE1BF		278.61	278.61							
	Virtual collocation - Security Escort - Basic, per half hour			AMTFS	SPTBX		41.00	25.00					19.99	19.99	
	Virtual collocation - Security Escort - Overtime, per half hour			AMTFS	SPTOX		48.00	30.00					19.99	19.99	
	Virtual collocation - Security Escort - Premium, per half hour			AMTFS	SPTPX		55.00	35.00					19.99	19.99	
	Virtual collocation - Maintenance in CO - Basic, per half hour			AMTFS	CTRLX		30.64	30.64					19.99	19.99	
	Virtual collocation - Maintenance in CO - Overtime, per half hour			AMTFS	SPTOM		35.77	35.77					19.99	19.99	
	Virtual collocation - Maintenance in CO - Premium per half hour			AMTFS	SPTPM		40.90	40.90					19.99	19.99	
<b>VIRTUAL COLLOCATION</b>															
	Virtual Collocation - 2-wire Cross Connect, Exchange Port 2-Wire Analog - Res			UEPSR	VE1R2	0.30	12.60	12.60					18.94	8.42	
	Virtual Collocation 2-Wire Cross Connect, Exchange Port 2-Wire Line Side PBX Trunk - Bus			UEPSP	VE1R2	0.30	12.60	12.60					18.94	8.42	
	Virtual Collocation 2-Wire Cross Connect, Exchange Port 2-Wire Voice Grade PBX Trunk - Res			UEPSE	VE1R2	0.30	12.60	12.60					18.94	8.42	
	Virtual Collocation 2-Wire Cross Connect, Exchange Port 2-Wire Analog Bus			UEPSB	VE1R2	0.30	12.60	12.60					18.94	8.42	
	Virtual Collocation 2-Wire Cross Connect, Exchnage Port 2-Wire ISDN			UEPSX	VE1R2	0.30	12.60	12.60					18.94	8.42	
	Virtual Collocation 2-Wire Cross Connect, Exchange Port 2-Wire ISDN			UEPTX	VE1R2	0.30	12.60	12.60					18.94	8.42	
	Virtual Collocation 4-Wire Cross Connect, Exchange Port 4-Wire ISDN DS1			UEPEX	VE1R4	0.50	12.60	12.60					18.94	8.42	
<b>Note: Rates displaying an "R" in Interim column are interim and subject to rate true-up as set forth in General Terms and Conditions.</b>															

**COLLOCATION - Kentucky**

CATEGORY		RATE ELEMENTS	Interim	Zone	BCS	USOC	RATES (\$)				Svc Order Submitted Elec per LSR	Svc Order Submitted Manually per LSR	Attachment: 4		Exhibit: B	
													Incremental Charge - Manual Svc Order vs. Electronic-1st	Incremental Charge - Manual Svc Order vs. Electronic-Add'l	Incremental Charge - Manual Svc Order vs. Electronic-Disc 1st	Incremental Charge - Manual Svc Order vs. Electronic-Disc Add'l
													Rec			
						First	Add'l	First	Add'l	SOMEc	SOMAN	SOMAN	SOMAN	SOMAN	SOMAN	
<b>PHYSICAL COLLOCATION</b>																
		Physical Collocation 2-Wire Cross Connect, Exchange Port 2-Wire Analog - Res			UEPSR	PE1R2	0.0333	24.68	23.68	12.14	10.95		7.86			
		Physical Collocation 2-Wire Cross Connect, Exchange Port 2-Wire Line Side PBX Trunk - Bus			UEPSP	PE1R2	0.0333	24.68	23.68	12.14	10.95		7.86			
		Physical Collocation 2-Wire Cross Connect, Exchange Port 2-Wire Voice Grade PBX Trunk - Res			UEPSE	PE1R2	0.0333	24.68	23.68	12.14	10.95		7.86			
		Physical Collocation 2-Wire Cross Connect, Exchange Port 2-Wire Analog - Bus			UEPSB	PE1R2	0.0333	24.68	23.68	12.14	10.95		7.86			
		Physical Collocation 2-Wire Cross Connect, Exchange Port 2-Wire ISDN			UEPSX	PE1R2	0.0333	24.68	23.68	12.14	10.95		7.86			
		Physical Collocation 2-Wire Cross Connect, Exchange Port 2-Wire ISDN			UEPTX	PE1R2	0.0333	24.68	23.68	12.14	10.95		7.86			
		Physical Collocation 4-Wire Cross Connect, Exchange Port 4-Wire ISDN DS1			UEPEX	PE1R4	1.48	44.23	31.98	12.81	11.57		7.86			
<b>PHYSICAL COLLOCATION</b>																
		Physical Collocation - Application Fee - Initial			CLO	PE1BA		3,773.54	3,773.54							
		Physical Collocation - Application Fee - Subsequent			CLO	PE1CA		3,145.35	3,145.35							
		Physical Collocation Administrative Only - Application Fee			CLO	PE1BL		742.12								
		Physical Collocation - Space Preparation - Firm Order Processing			CLO	PE1SJ		1,206.07	1,206.07							
		Physical Collocation - Space Preparation - C.O. Modification per square ft.			CLO	PE1SK	2.32									
		Physical Collocation - Space Preparation - Common Systems Modification per square ft. - Cageless			CLO	PE1SL	3.26									
		Physical Collocation - Space Preparation - Common Systems Modification per Cage			CLO	PE1SM	110.57									
		Physical Collocation - Cable Installation			CLO	PE1BD		1,729.11		45.16						
		Physical Collocation - Floor Space per Sq. Ft.			CLO	PE1PJ	7.99									
		Physical Collocation - Cable Support Structure, Per Entrance Cable			CLO	PE1PM	19.86									
		Physical Collocation - Power -48V DC Power, per Fused Amp			CLO	PE1PL	8.06									
		Physical Collocation - Power Reduction, Application Fee	I		CLO	PE1PR		399.50								
		Physical Collocation - 120V, Single Phase Standby Power Rate			CLO	PE1FB	5.44									
		Physical Collocation - 240V, Single Phase Standby Power Rate			CLO	PE1FD	10.88									
		Physical Collocation - 120V, Three Phase Standby Power Rate			CLO	PE1FE	16.32									
		Physical Collocation - 277V, Three Phase Standby Power Rate			CLO	PE1FG	37.68									
		Physical Collocation - 2-Wire Cross-Connects			UEANL,UEA,UDN,UDC,UAL,UHL,UCL,U EQ, UDL, UNCVX, UNLDX, UNCNX	PE1P2	0.0333	24.68	23.68	12.14	10.95					
		Physical Collocation - 4-Wire Cross-Connects			CLO, UAL, UDL, UDN, UEA, UHL, UNCVX, UNCDX, UCL	PE1P4	0.0665	24.88	23.82	12.77	11.46					
		Physical Collocation - DS1 Cross-Connects			CLO,UEANL,UEQ,WDS1L,WDS1S, USL, U1TD1, UXTD1, UNC1X, ULDD1, USLEL, UNLD1, UDL	PE1P1	1.48	44.23	31.98	12.81	11.57					

**COLLOCATION - Kentucky**

CATEGORY	RATE ELEMENTS	Interim	Zone	BCS	USOC	RATES (\$)	Svc Order Submitted Elec per LSR	Svc Order Submitted Manually per LSR	Attachment: 4		Exhibit: B					
									Incremental Charge - Manual Svc Order vs. Electronic-1st	Incremental Charge - Manual Svc Order vs. Electronic-Add'l	Incremental Charge - Manual Svc Order vs. Electronic-Disc 1st	Incremental Charge - Manual Svc Order vs. Electronic-Disc Add'l				
									Rec	Nonrecurring		Nonrecurring Disconnect		OSS Rates (\$)		
						First	Add'l	First	Add'l	SOMEC	SOMAN	SOMAN	SOMAN	SOMAN	SOMAN	
	Physical Collocation - DS3 Cross-Connects			CLO, UE3,U1TD3, UXTD3, UXTS1, UNC3X, UNCSX, ULDD3, U1TS1,ULDS1, UNLD3, UDL	PE1P3	18.89	41.93	30.51	14.75	11.83						
	Physical Collocation - 2-Fiber Cross-Connect			CLO, ULDO3, ULD12, ULD48, U1TO3, U1T12, U1T48, UDLO3, UDL12, UDF	PE1F2	3.75	41.93	30.51	14.76	11.84						
	Physical Collocation - 4-Fiber Cross-Connect			CLO, ULDO3, ULD12, ULD48, U1TO3, U1T12, U1T48, UDLO3, UDL12, UDF	PE1F4	6.65	51.29	39.87	19.41	16.49						
	Physical Collocation - Welded Wire Cage - First 100 Sq. Ft.			CLO	PE1BW	184.97										
	Physical Collocation - Welded Wire Cage - Add'l 50 Sq. Ft.			CLO	PE1CW	18.14										
	Physical Collocation - Security Access System - Security System per Central Office			CLO	PE1AX	76.10										
	Physical Collocation - Security Access System - New Access Card Activation, per Card			CLO	PE1A1	0.058	55.79	55.79								
	Physical Collocation-Security Access System-Administrative Change, existing Access Card, per Request, per State, per Card			CLO	PE1AA		15.64	15.64								
	Physical Collocation - Security Access System - Replace Lost or Stolen Card, per Card			CLO	PE1AR		45.74	45.74								
	Physical Collocation - Security Access - Initial Key, per Key			CLO	PE1AK		26.29	26.29								
	Physical Collocation - Security Access - Key, Replace Lost or Stolen Key, per Key			CLO	PE1AL		26.29	26.29								
	Physical Collocation - Space Availability Report per premises			CLO	PE1SR		2,158.67	2,158.67								
	POT Bay Arrangements prior to 6/1/99 - 2-Wire Cross-Connect, per cross-connect			UEANL,UEA,UDN,U DC,UAL,UHL,UCL,U EQ,CLO,UDL, UNCVX, UNCDX, UNCNX	PE1PE	0.113										
	POT Bay Arrangements prior to 6/1/99 - 4-Wire Cross-Connect, per cross-connect			UEANL,UEA,UDN,U DC,UAL,UHL,UCL,U EQ,CLO, USL, UNCVX, UNCDX	PE1PF	0.23										
	POT Bay Arrangements prior to 6/1/99 - DS1 Cross-Connect, per cross-connect			UEANL,UEA,UDN,U DC,UAL,UHL,UCL,U EQ,CLO,WDS1L,W DS1S, USL, U1TD1, UXTD1, UNC1X, ULDD1, USLEL, UNLD1	PE1PG	1.60										
	POT Bay Arrangements prior to 6/1/99 - DS3 Cross-Connect, per cross-connect			UEANL,UEA,UDN,U DC,UAL,UHL,UCL,U EQ,CLO,UE3, U1TD3, UXTD3, UXTS1, UNC3X, UNCSX, ULDD3, U1TS1, ULDS1, UNLD3, UDL, UDLSX	PE1PH	14.23										

COLLOCATION - Kentucky										Attachment: 4		Exhibit: B				
CATEGORY	RATE ELEMENTS	Interim	Zone	BCS	USOC	RATES (\$)	Svc Order Submitted Elec per LSR	Svc Order Submitted Manually per LSR	Incremental Charge - Manual Svc Order vs. Electronic-1st	Incremental Charge - Manual Svc Order vs. Electronic-Add'l	Incremental Charge - Manual Svc Order vs. Electronic-Disc 1st	Incremental Charge - Manual Svc Order vs. Electronic-Disc Add'l				
							Rec	Nonrecurring		Nonrecurring Disconnect		OSS Rates (\$)				
							First	Add'l	First	Add'l	SOMEC	SOMAN	SOMAN	SOMAN	SOMAN	SOMAN
	POT Bay Arrangements prior to 6/1/99 - 2-Fiber Cross-Connect, per cross-connect			UEANL,UEA,UDN,U DC,UAL,UHL,UCL,U EQ,CLO, ULDO3, ULD12, ULD48, U1TO3, U1T12, U1T48, UDLO3, UDL12, UDF	PE1B2	48.57										
	POT Bay Arrangements prior to 6/1/99 - 4-Fiber Cross-Connect, per cross-connect			UEANL,UEA,UDN,U DC,UAL,UHL,UCL,U EQ,CLO, ULDO3, ULD12, ULD48, U1TO3, U1T12, U1T48, UDLO3, UDL12, UDF	PE1B4	65.50										
	Physical Collocation - Request Resend of CFA Information, per CLLI			CLO	PE1C9		77.55									
	Nonrecurring Collocation Cable Records - per request			CLO	PE1CR		1,524.45	980.01	267.02							
	Nonrecurring Collocation Cable Records - VG/DS0 Cable, per cable record			CLO	PE1CD		656.37	656.37	379.70							
	Nonrecurring Collocation Cable Records - VG/DS0 Cable, per each 100 pair			CLO	PE1CO		9.65	9.65	11.84	11.84						
	Nonrecurring Collocation Cable Records - DS1, per T1TIE			CLO	PE1C1		4.52	4.52	5.54	5.54						
	Nonrecurring Collocation Cable Records - DS3, per T3TIE			CLO	PE1C3		15.81	15.81	19.39	19.39						
	Nonrecurring Collocation Cable Records - Fiber Cable, per 99 fiber records			CLO	PE1CB		169.63	169.63	154.85	154.85						
	Physical Collocation - Security Escort - Basic, per Half Hour			CLO,CLORS	PE1BT		33.98	21.53								
	Physical Collocation - Security Escort - Overtime, per Half Hour			CLO,CLORS	PE1OT		44.26	27.81								
	Physical Collocation - Security Escort - Premium, per Half Hour			CLO,CLORS	PE1PT		54.54	34.09								
	V to P Conversion, Per Customer Request-Voice Grade			CLO	PE1BV		33.00									
	V to P Conversion, Per Customer Request-DS0			CLO	PE1BO		33.00									
	V to P Conversion, Per Customer Request-DS1			CLO	PE1B1		52.00									
	V to P Conversion, Per Customer request-DS3			CLO	PE1B3		52.00									
	V to P Conversion, Per Customer Request per VG Circuit Reconfigured			CLO	PE1BR		23.00									
	V to P Conversion, Per Customer Request per DS0 Circuit Reconfigured			CLO	PE1BP		23.00									
	V to P Conversion, Per Customer Request per DS1 Circuit Reconfigured			CLO	PE1BS		33.00									
	V to P Conversion, Per Customer Request per DS3 Circuit Reconfigured			CLO	PE1BE		37.00									
	V to P Conversion, Cable Pairs Assigned to Collo Space per 700 prs or fraction thereof			CLO	PE1B7		592.00									
	Physical Collocation - Co-Carrier Cross Connects - Fiber Cable Support Structure, per cable, per linear ft.			CLO,UDF	PE1ES	0.0012										
	Physical Collocation - Co-Carrier Cross Connects - Copper/Coax Cable Support Structure, per cable, per lin. ft.			CLO, UE3, USL	PE1DS	0.0018										
	Physical Collocation - Co-Carrier Cross Connects Only - Application Fee, per application			CLO	PE1DT		584.20									
	Physical Collocation - Application to Augment Existing Space - Simple			CLO	PE1KS		594.98		1.21							
	Physical Collocation - Application to Augment Existing Space - Minor			CLO	PE1KM		834.26		1.21							
	Physical Collocation - Application to Augment Existing Space - Intermediate			CLO	PE1K1		1,059.00		1.21							
<b>ADJACENT COLLOCATION</b>																
	Adjacent Collocation - Space Charge per Sq. Ft.			CLOAC	PE1JA	0.0173										
	Adjacent Collocation - Electrical Facility Charge per Linear Ft.			CLOAC	PE1JC	5.35										

**COLLOCATION - Kentucky**

CATEGORY	RATE ELEMENTS	Interim	Zone	BCS	USOC	RATES (\$)	Svc Order Submitted Elec per LSR	Svc Order Submitted Manually per LSR	Attachment: 4		Exhibit: B					
									Incremental Charge - Manual Svc Order vs. Electronic-1st	Incremental Charge - Manual Svc Order vs. Electronic-Add'l	Incremental Charge - Manual Svc Order vs. Electronic-Disc 1st	Incremental Charge - Manual Svc Order vs. Electronic-Disc Add'l				
									Rec	Nonrecurring		Nonrecurring Disconnect		OSS Rates (\$)		
						First	Add'l	First	Add'l	SOMEC	SOMAN	SOMAN	SOMAN	SOMAN	SOMAN	
	Adjacent Collocation - 2-Wire Cross-Connects			CLOAC	PE1P2	0.0258	24.68	23.68	12.14	10.95						
	Adjacent Collocation - 4-Wire Cross-Connects			UEA,UHL,UDL,UCL,CLOAC	PE1P4	0.0515	24.88	23.82	12.77	11.46						
	Adjacent Collocation - DS1 Cross-Connects			USL,CLOAC	PE1P1	1.37	44.23	31.98	12.81	11.57						
	Adjacent Collocation - DS3 Cross-Connects			CLOAC	PE1P3	18.61	41.93	30.51	14.75	11.83						
	Adjacent Collocation - 2-Fiber Cross-Connect			CLOAC	PE1F2	3.15	41.93	30.51	14.76	11.84						
	Adjacent Collocation - 4-Fiber Cross-Connect			CLOAC	PE1F4	6.02	51.29	39.87	19.41	16.49						
	Adjacent Collocation - Application Fee			CLOAC	PE1JB		3,165.50									
	Adjacent Collocation - 120V, Single Phase Standby Power Rate per AC Breaker Amp			CLOAC	PE1FB	5.44										
	Adjacent Collocation - 240V, Single Phase Standby Power Rate per AC Breaker Amp			CLOAC	PE1FD	10.88										
	Adjacent Collocation - 120V, Three Phase Standby Power Rate per AC Breaker Amp			CLOAC	PE1FE	16.32										
	Adjacent Collocation - 277V, Three Phase Standby Power Rate per AC Breaker Amp			CLOAC	PE1FG	37.68										
<b>PHYSICAL COLLOCATION IN THE REMOTE SITE</b>																
	Physical Collocation in the Remote Site - Application Fee			CLOAC	PE1RA		617.78		338.89							
	Cabinet Space in the Remote Site per Bay/ Rack			CLOAC	PE1RB	219.67										
	Physical Collocation in the Remote Site - Security Access - Key			CLOAC	PE1RD		26.29									
	Physical Collocation in the Remote Site - Space Availability Report per Premises Requested			CLOAC	PE1SR		232.64									
	Physical Collocation in the Remote Site - Remote Site CLLI Code Request, per CLLI Code Requested			CLOAC	PE1RE		75.40									
	Remote Site DLEC Data (BRSD), per Compact Disk, per CO			CLOAC	PE1RR		233.42									
<b>PHYSICAL COLLOCATION IN THE REMOTE SITE - ADJACENT</b>																
	Remote Site-Adjacent Collocation - AC Power, per breaker amp			CLOAC	PE1RS	6.27										
	Remote Site-Adjacent Collocation - Real Estate, per square foot			CLOAC	PE1RT	0.134										
	Remote Site-Adjacent Collocation-Application Fee			CLOAC	PE1RU		755.62	755.62								
<b>NOTE: If Security Escort and/or Add'l Engineering Fees become necessary for remote site collocation, the Parties will negotiate appropriate rates.</b>																
<b>VIRTUAL COLLOCATION</b>																
	Virtual Collocation - Application Fee			AMTFS	EAF		2,419.86	2,419.86	1.01	1.01						
	Virtual Collocation - Cable Installation Cost, per cable			AMTFS	ESPCX		1,729.11	1,729.11	45.16	45.16						
	Virtual Collocation - Floor Space, per sq. ft.			AMTFS	ESPVX	7.99										
	Virtual Collocation - Power, per fused amp			AMTFS	ESPAX	8.06										
	Virtual Collocation - Cable Support Structure, per entrance cable			AMTFS	ESPSX	17.38										
	Virtual Collocation - 2-wire Cross Connects (loop)			UEANL,UEA,UDN,U DC,UAL,UHL,UCL,U EQ, AMTFS, UDL, UNCVX, UNCDX, UNCNX	UEAC2	0.0309	24.68	23.68	12.14	10.95					7.86	
	Virtual Collocation - 4-wire Cross Connects (loop)			UEA,UHL,UCL,UDL, AMTFS, UAL, UDN, UNCVX, UNCDX	UEAC4	0.0619	24.88	23.82	12.77	11.46					7.86	
	Virtual Collocation - 2-Fiber Cross Connects			AMTFS,UDL12, UDLO3, U1T48, U1T12, U1T03, ULDO3, ULD12, ULD48, UDF	CNC2F	3.80	41.94	30.51	14.76	11.84					7.86	
	Virtual Collocation - 4-Fiber Cross Connects			AMTFS,UDL12, UDLO3, U1T48, U1T12, U1T03, ULDO3, ULD12, ULD48, UDF	CNC4F	7.59	51.29	39.87	19.41	16.49					7.86	



**COLLOCATION - Kentucky**

COLLOCATION - Kentucky							Attachment: 4		Exhibit: B						
CATEGORY	RATE ELEMENTS	Interim	Zone	BCS	USOC	RATES (\$)	Svc Order Submitted Elec per LSR	Svc Order Submitted Manually per LSR	Incremental Charge - Manual Svc Order vs. Electronic-1st	Incremental Charge - Manual Svc Order vs. Electronic-Add'l	Incremental Charge - Manual Svc Order vs. Electronic-Disc 1st	Incremental Charge - Manual Svc Order vs. Electronic-Disc Add'l			
													Rec	Nonrecurring	
										SOMEc	SOMAN	SOMAN	SOMAN	SOMAN	SOMAN
	Virtual collocation - Special Access & UNE, cross-connect per DS1			USL, ULC, AMTFS, ULR, UXTD1, UNC1X, ULDD1, U1TD1, USLEL, UNLD1	CNC1X	1.48		44.23	31.98	12.81	11.57				
	Virtual collocation - Special Access & UNE, cross-connect per DS3			USL, ULC, AMTFS, UE3, U1TD3, UXTS1, UXTD3, UNC3X, UNCSX, ULDD3, U1TS1, ULDS1, UDLSX, UNLD3	CND3X	18.89		41.93	30.51	14.75	11.83				
	Virtual Collocation - Co-Carrier Cross Connects - Fiber Cable Support Structure, per linear foot			AMTFS	VE1CB	0.003									
	Virtual Collocation - Co-Carrier Cross Connects - Copper/Coax Cable Support Structure, per linear ft			AMTFS	VE1CD	0.0045									
	Virtual Collocation - Co-Carrier Cross Connects - Fiber Cable Support Structure, per cable			AMTFS	VE1CC			535.55							
	Virtual Collocation - Co-Carrier Cross Connects - Copper/Coax Cable Support Structure, per cable			AMTFS	VE1CE			535.55							
	Virtual Collocation Cable Records - per request			AMTFS	VE1BA			1,524.45	980.01	267.02	267.02				
	Virtual Collocation Cable Records - VG/DS0 Cable, per cable record			AMTFS	VE1BB			656.37	656.37	379.70	379.70				
	Virtual Collocation Cable Records - VG/DS0 Cable, per each 100 pair			AMTFS	VE1BC			9.65	9.65	11.84	11.84				
	Virtual Collocation Cable Records - DS1, per T1TIE			AMTFS	VE1BD			4.52	4.52	5.54	5.54				
	Virtual Collocation Cable Records - DS3, per T3TIE			AMTFS	VE1BE			15.81	15.81	19.39	19.39				
	Virtual Collocation Cable Records - Fiber Cable, per 99 fiber records			AMTFS	VE1BF			169.63	169.63	154.85	154.85				
	Virtual collocation - Security Escort - Basic, per half hour			AMTFS	SPTBX			33.98	21.53						
	Virtual collocation - Security Escort - Overtime, per half hour			AMTFS	SPTOX			44.26	27.81						
	Virtual collocation - Security Escort - Premium, per half hour			AMTFS	SPTPX			54.54	34.09						
	Virtual collocation - Maintenance in CO - Basic, per half hour			AMTFS	CTRLX			56.07	21.53						
	Virtual collocation - Maintenance in CO - Overtime, per half hour			AMTFS	SPTOM			73.23	27.81						
	Virtual collocation - Maintenance in CO - Premium per half hour			AMTFS	SPTPM			90.39	34.09						
<b>VIRTUAL COLLOCATION</b>															
	Virtual Collocation - 2-wire Cross Connect, Exchange Port 2-Wire Analog - Res			UEPSR	VE1R2	0.0309		24.68	23.68	12.14	10.95			7.86	
	Virtual Collocation 2-Wire Cross Connect, Exchange Port 2-Wire Line Side PBX Trunk - Bus			UEPSP	VE1R2	0.0309		24.68	23.68	12.14	10.95			7.86	
	Virtual Collocation 2-Wire Cross Connect, Exchange Port 2-Wire Voice Grade PBX Trunk - Res			UEPSE	VE1R2	0.0309		24.68	23.68	12.14	10.95			7.86	
	Virtual Collocation 2-Wire Cross Connect, Exchange Port 2-Wire Analog Bus			UEPSB	VE1R2	0.0309		24.68	23.68	12.14	10.95			7.86	
	Virtual Collocation 2-Wire Cross Connect, Exchange Port 2-Wire ISDN			UEPSX	VE1R2	0.0309		24.68	23.68	12.14	10.95			7.86	
	Virtual Collocation 2-Wire Cross Connect, Exchange Port 2-Wire ISDN			UEPTX	VE1R2	0.0309		24.68	23.68	12.14	10.95			7.86	
	Virtual Collocation 4-Wire Cross Connect, Exchange Port 4-Wire ISDN DS1			UEPEX	VE1R4	1.48		44.23	31.98	12.81	11.57			7.86	

Note: Rates displaying an "R" in Interim column are interim and subject to rate true-up as set forth in General Terms and Conditions.

**COLLOCATION - Louisiana**

CATEGORY		RATE ELEMENTS	Interim	Zone	BCS	USOC	RATES (\$)				Svc Order Submitted Elec per LSR	Svc Order Submitted Manually per LSR	Attachment: 4		Exhibit: B		
													Incremental Charge - Manual Svc Order vs. Electronic-1st	Incremental Charge - Manual Svc Order vs. Electronic-Add'l	Incremental Charge - Manual Svc Order vs. Electronic-Disc 1st	Incremental Charge - Manual Svc Order vs. Electronic-Disc Add'l	
							Rec	Nonrecurring		Nonrecurring Disconnect		OSS Rates (\$)					
								First	Add'l	First	Add'l	SOMECA	SOMAN	SOMAN	SOMAN	SOMAN	SOMAN
<b>PHYSICAL COLLOCATION</b>																	
		Physical Collocation 2-Wire Cross Connect, Exchange Port 2-Wire Analog - Res			UEPSR	PE1R2	0.0318	11.94	11.46					15.20			
		Physical Collocation 2-Wire Cross Connect, Exchange Port 2-Wire Line Side PBX Trunk - Bus			UEPSP	PE1R2	0.0318	11.94	11.46					15.20			
		Physical Collocation 2-Wire Cross Connect, Exchange Port 2-Wire Voice Grade PBX Trunk - Res			UEPSE	PE1R2	0.0318	11.94	11.46					15.20			
		Physical Collocation 2-Wire Cross Connect, Exchange Port 2-Wire Analog - Bus			UEPSB	PE1R2	0.0318	11.94	11.46					15.20			
		Physical Collocation 2-Wire Cross Connect, Exchange Port 2-Wire ISDN			UEPSX	PE1R2	0.0318	11.94	11.46					15.20			
		Physical Collocation 2-Wire Cross Connect, Exchange Port 2-Wire ISDN			UEPTX	PE1R2	0.0318	11.94	11.46					15.20			
		Physical Collocation 4-Wire Cross Connect, Exchange Port 4-Wire ISDN DS1			UEPEX	PE1R4	0.0636	12.04	11.53					15.20			
<b>PHYSICAL COLLOCATION</b>																	
		Physical Collocation - Application Fee - Initial			CLO	PE1BA		1,837.24									
		Physical Collocation - Application Fee - Subsequent			CLO	PE1CA		1,533.41									
		Physical Collocation Administrative Only - Application Fee			CLO	PE1BL		741.97									
		Physical Collocation - Space Preparation - Firm Order Processing			CLO	PE1SJ		583.33									
		Physical Collocation - Space Preparation - C.O. Modification per square ft.			CLO	PE1SK	2.31										
		Physical Collocation - Space Preparation - Common Systems Modification per square ft. - Cageless			CLO	PE1SL	2.70										
		Physical Collocation - Space Preparation - Common Systems Modification per Cage			CLO	PE1SM	91.60										
		Physical Collocation - Cable Installation			CLO	PE1BD		841.54	841.54								
		Physical Collocation - Floor Space per Sq. Ft.			CLO	PE1PJ	5.30										
		Physical Collocation - Cable Support Structure, Per Entrance Cable			CLO	PE1PM	18.31										
		Physical Collocation - Power -48V DC Power, per Fused Amp	I		CLO	PE1PL	8.32										
		Physical Collocation - 120V, Single Phase Standby Power Rate			CLO	PE1FB	5.45										
		Physical Collocation - 240V, Single Phase Standby Power Rate			CLO	PE1FD	10.92										
		Physical Collocation - 120V, Three Phase Standby Power Rate			CLO	PE1FE	16.37										
		Physical Collocation - 277V, Three Phase Standby Power Rate			CLO	PE1FG	37.80										
		Physical Collocation - 2-Wire Cross-Connects			UEANL,UEA,UDN,U DC,UAL,UHL,UCL,U EQ, UDL, UNCVX, UNLDX, UNCNX	PE1P2	0.0318	11.94	11.46								
		Physical Collocation - 4-Wire Cross-Connects			CLO, UAL, UDL, UDN, UEA, UHL, UNCVX, UNCDX, UCL	PE1P4	0.0636	12.04	11.53								
		Physical Collocation - DS1 Cross-Connects			CLO,UEANL,UEQ,W DS1L,WDS1S, USL, U1TD1, UXTD1, UNC1X, ULDD1, USLEL, UNLD1, UDL	PE1P1	1.04	21.39	15.47								

**COLLOCATION - Louisiana**

COLLOCATION - Louisiana							Attachment: 4		Exhibit: B							
CATEGORY	RATE ELEMENTS	Interim	Zone	BCS	USOC	RATES (\$)	Svc Order Submitted Elec per LSR	Svc Order Submitted Manually per LSR	Incremental Charge - Manual Svc Order vs. Electronic-1st	Incremental Charge - Manual Svc Order vs. Electronic-Add'l	Incremental Charge - Manual Svc Order vs. Electronic-Disc 1st	Incremental Charge - Manual Svc Order vs. Electronic-Disc Add'l				
							Rec	Nonrecurring		Nonrecurring Disconnect		OSS Rates (\$)				
							First	Add'l	First	Add'l	SOMEC	SOMAN	SOMAN	SOMAN	SOMAN	SOMAN
	Physical Collocation - DS3 Cross-Connects			CLO, UE3,U1TD3, UXTD3, UXTS1, UNC3X, UNCSX, ULDD3, U1TS1,ULDS1, UNLD3, UDL	PE1P3	13.21	20.28	14.76								
	Physical Collocation - 2-Fiber Cross-Connect			CLO, ULDO3, ULD12, ULD48, U1TO3, U1T12, U1T48, UDLO3, UDL12, UDF	PE1F2	2.62	20.28	14.76								
	Physical Collocation - 4-Fiber Cross-Connect			CLO, ULDO3, ULD12, ULD48, U1TO3, U1T12, U1T48, UDLO3, UDL12, UDF	PE1F4	4.65	24.81	19.29								
	Physical Collocation - Welded Wire Cage - First 100 Sq. Ft.			CLO	PE1BW	184.50										
	Physical Collocation - Welded Wire Cage - Add'l 50 Sq. Ft.			CLO	PE1CW	18.10										
	Physical Collocation - Security System Per Central Office Per Assignable Sq. Ft.			CLO	PE1AY	0.0224										
	Physical Collocation - Security Access System - New Access Card Activation, per Card			CLO	PE1A1	0.0579	27.50									
	Physical Collocation-Security Access System-Administrative Change, existing Access Card, per Request, per State, per Card			CLO	PE1AA		7.74	7.74								
	Physical Collocation - Security Access System - Replace Lost or Stolen Card, per Card			CLO	PE1AR		22.64	22.64								
	Physical Collocation - Security Access - Initial Key, per Key			CLO	PE1AK		13.01	13.01								
	Physical Collocation - Security Access - Key, Replace Lost or Stolen Key, per Key			CLO	PE1AL		13.01	13.01								
	Physical Collocation - Space Availability Report per premises			CLO	PE1SR		1,044.07	1,044.07								
	POT Bay Arrangements prior to 6/1/99 - 2-Wire Cross-Connect, per cross-connect			UEANL,UEA,UDN,U DC,UAL,UHL,UCL,U EQ,CLO,UDL, UNCVX, UNCDX, UNCNX	PE1PE	0.079										
	POT Bay Arrangements prior to 6/1/99 - 4-Wire Cross-Connect, per cross-connect			UEANL,UEA,UDN,U DC,UAL,UHL,UCL,U EQ,CLO, USL, UNCVX, UNCDX	PE1PF	0.158										
	POT Bay Arrangements prior to 6/1/99 - DS1 Cross-Connect, per cross-connect			UEANL,UEA,UDN,U DC,UAL,UHL,UCL,U EQ,CLO,WDS1L,W DS1S, USL, U1TD1, UXTD1, UNC1X, ULDD1, USLEL, UNLD1	PE1PG	1.12										
	POT Bay Arrangements prior to 6/1/99 - DS3 Cross-Connect, per cross-connect			UEANL,UEA,UDN,U DC,UAL,UHL,UCL,U EQ,CLO,UE3, U1TD3, UXTD3, UXTS1, UNC3X, UNCSX, ULDD3, U1TS1, ULDS1, UNLD3, UDL, UDLXS	PE1PH	9.95										

COLLOCATION - Louisiana											Attachment: 4		Exhibit: B											
CATEGORY	RATE ELEMENTS	Interim	Zone	BCS	USOC	RATES (\$)	Svc Order Submitted Elec per LSR	Svc Order Submitted Manually per LSR	Incremental Charge - Manual Svc Order vs. Electronic-1st	Incremental Charge - Manual Svc Order vs. Electronic-Add'l	Incremental Charge - Manual Svc Order vs. Electronic-Disc 1st	Incremental Charge - Manual Svc Order vs. Electronic-Disc Add'l	OSS Rates (\$)											
													Rec	Nonrecurring		Nonrecurring Disconnect		SOMEC	SOMAN	SOMAN	SOMAN	SOMAN	SOMAN	
													First	Add'l	First	Add'l								
	POT Bay Arrangements prior to 6/1/99 - 2-Fiber Cross-Connect, per cross-connect			UEANL,UEA,UDN,U DC,UAL,UHL,UCL,U EQ,CLO, ULDO3, ULD12, ULD48, U1TO3, U1T12, U1T48, UDLO3, UDL12, UDF	PE1B2	33.96																		
	POT Bay Arrangements prior to 6/1/99 - 4-Fiber Cross-Connect, per cross-connect			UEANL,UEA,UDN,U DC,UAL,UHL,UCL,U EQ,CLO, ULDO3, ULD12, ULD48, U1TO3, U1T12, U1T48, UDLO3, UDL12, UDF	PE1B4	45.80																		
	Physical Collocation - Request Resend of CFA Information, per CLLI			CLO	PE1C9																			
	Recurring Collocation Cable Records - per request			CLO	PE1CU	10.97																		
	Recurring Collocation Cable Records - VG/DS0 Cable, per cable record			CLO	PE1CE	5.29																		
	Recurring Collocation Cable Records - VG/DS0 Cable, per each 100 pair			CLO	PE1CT	0.08																		
	Recurring Collocation Cable Records - DS1, per T1TIE			CLO	PE1C2	0.04																		
	Recurring Collocation Cable Records - DS3, per T3TIE			CLO	PE1C4	0.13																		
	Recurring Collocation Cable Records - Fiber Cable, per 99 fiber records			CLO	PE1CG	1.37																		
	Physical Collocation - Security Escort - Basic, per Half Hour			CLO,CLORS	PE1BT										16.44	10.42								
	Physical Collocation - Security Escort - Overtime, per Half Hour			CLO,CLORS	PE1OT										21.41	13.45								
	Physical Collocation - Security Escort - Premium, per Half Hour			CLO,CLORS	PE1PT										26.38	16.49								
	V to P Conversion, Per Customer Request-Voice Grade			CLO	PE1BV										33.00									
	V to P Conversion, Per Customer Request-DS0			CLO	PE1BO										33.00									
	V to P Conversion, Per Customer Request-DS1			CLO	PE1B1										52.00									
	V to P Conversion, Per Customer request-DS3			CLO	PE1B3										52.00									
	V to P Conversion, Per Customer Request per VG Circuit Reconfigured			CLO	PE1BR										23.00									
	V to P Conversion, Per Customer Request per DS0 Circuit Reconfigured			CLO	PE1BP										23.00									
	V to P Conversion, Per Customer Request per DS1 Circuit Reconfigured			CLO	PE1BS										33.00									
	V to P Conversion, Per Customer Request per DS3 Circuit Reconfigured			CLO	PE1BE										37.00									
	V to P Conversion, Cable Pairs Assigned to Collo Space per 700 prs or fraction thereof			CLO	PE1B7										592.00									
	Physical Collocation - Co-Carrier Cross Connects - Fiber Cable Support Structure, per cable, per linear ft.			CLO,UDF	PE1ES	0.001																		
	Physical Collocation - Co-Carrier Cross Connects - Copper/Coax Cable Support Structure, per cable, per lin. ft.			CLO, UE3, USL	PE1DS	0.0015																		
	Physical Collocation - Co-Carrier Cross Connects Only - Application Fee, per application			CLO	PE1DT										583.30									
	Physical Collocation - Application to Augment Existing Space - Simple			CLO	PE1KS										596.35		1.22							
	Physical Collocation - Application to Augment Existing Space - Minor			CLO	PE1KM										836.18		1.22							
	Physical Collocation - Application to Augment Existing Space - Intermediate			CLO	PE1K1										1,061.00		1.22							
<b>ADJACENT COLLOCATION</b>																								
	Adjacent Collocation - Space Charge per Sq. Ft.			CLOAC	PE1JA	0.0552																		
	Adjacent Collocation - Electrical Facility Charge per Linear Ft.			CLOAC	PE1JC	5.61																		

**COLLOCATION - Louisiana**

CATEGORY		RATE ELEMENTS	Interim	Zone	BCS	USOC	RATES (\$)			Svc Order Submitted Elec per LSR	Svc Order Submitted Manually per LSR	Attachment: 4		Exhibit: B			
												Incremental Charge - Manual Svc Order vs. Electronic-1st	Incremental Charge - Manual Svc Order vs. Electronic-Add'l	Incremental Charge - Manual Svc Order vs. Electronic-Disc 1st	Incremental Charge - Manual Svc Order vs. Electronic-Disc Add'l		
							Rec	Nonrecurring		Nonrecurring Disconnect		OSS Rates (\$)					
								First	Add'l	First	Add'l	SOME C	SOMAN	SOMAN	SOMAN	SOMAN	SOMAN
		Adjacent Collocation - 2-Wire Cross-Connects			CLOAC	PE1P2	0.0245	11.94	11.46								
		Adjacent Collocation - 4-Wire Cross-Connects			UEA,UHL,UDL,UCL,CLOAC	PE1P4	0.0491	12.04	11.53								
		Adjacent Collocation - DS1 Cross-Connects			USL,CLOAC	PE1P1	0.9605	21.39	15.47								
		Adjacent Collocation - DS3 Cross-Connects			CLOAC	PE1P3	13.01	20.28	14.76								
		Adjacent Collocation - 2-Fiber Cross-Connect			CLOAC	PE1F2	2.20	20.28	14.76								
		Adjacent Collocation - 4-Fiber Cross-Connect			CLOAC	PE1F4	4.21	24.81	19.29								
		Adjacent Collocation - Application Fee			CLOAC	PE1JB		1,543.20									
		Adjacent Collocation - 120V, Single Phase Standby Power Rate per AC Breaker Amp			CLOAC	PE1FB	5.45										
		Adjacent Collocation - 240V, Single Phase Standby Power Rate per AC Breaker Amp			CLOAC	PE1FD	10.92										
		Adjacent Collocation - 120V, Three Phase Standby Power Rate per AC Breaker Amp			CLOAC	PE1FE	16.37										
		Adjacent Collocation - 277V, Three Phase Standby Power Rate per AC Breaker Amp			CLOAC	PE1FG	37.80										
<b>PHYSICAL COLLOCATION IN THE REMOTE SITE</b>																	
		Physical Collocation in the Remote Site - Application Fee			CLOAC	PE1RA		298.80	298.80								
		Cabinet Space in the Remote Site per Bay/ Rack			CLOAC	PE1RB	225.39										
		Physical Collocation in the Remote Site - Security Access - Key Report per Premises Requested			CLOAC	PE1RD		13.01	13.01								
		Physical Collocation in the Remote Site - Space Availability Report per Premises Requested			CLOAC	PE1SR		112.52	112.52								
		Physical Collocation in the Remote Site - Remote Site CLLI Code Request, per CLLI Code Requested			CLOAC	PE1RE		36.47	36.47								
		Remote Site DLEC Data (BRSD), per Compact Disk, per CO			CLOAC	PE1RR		233.21									
<b>PHYSICAL COLLOCATION IN THE REMOTE SITE - ADJACENT</b>																	
		Remote Site-Adjacent Collocation - AC Power, per breaker amp			CLOAC	PE1RS	6.27										
		Remote Site-Adjacent Collocation - Real Estate, per square foot			CLOAC	PE1RT	0.134										
		Remote Site-Adjacent Collocation-Application Fee			CLOAC	PE1RU		755.62	755.62								
<b>NOTE: If Security Escort and/or Add'l Engineering Fees become necessary for remote site collocation, the Parties will negotiate appropriate rates.</b>																	
<b>VIRTUAL COLLOCATION</b>																	
		Virtual Collocation - Application Fee			AMTFS	EAF		1,770.40					15.20				
		Virtual Collocation - Cable Installation Cost, per cable			AMTFS	ESPCX		841.54					15.20				
		Virtual Collocation - Floor Space, per sq. ft.			AMTFS	ESPVX	3.20										
		Virtual Collocation - Power, per fused amp			AMTFS	ESPAX	8.32										
		Virtual Collocation - Cable Support Structure, per entrance cable			AMTFS	ESPSX	16.02										
		Virtual Collocation - 2-wire Cross Connects (loop)			UEANL,UEA,UDN,U DC,UAL,UHL,UCL,U EQ, AMTFS, UDL, UNCVX, UNCDX, UNCNX	UEAC2	0.0296	11.94	11.46				15.20				
		Virtual Collocation - 4-wire Cross Connects (loop)			UEA,UHL,UCL,UDL,AMTFS, UAL, UDN, UNCVX, UNCDX	UEAC4	0.0591	12.04	11.53				15.20				
		Virtual Collocation - 2-Fiber Cross Connects			AMTFS,UDL12,UDLO3, U1T48,U1T12, U1T03, ULDO3, ULD12, ULD48, UDF	CNC2F	2.65	20.29	14.76				15.20				
		Virtual Collocation - 4-Fiber Cross Connects			AMTFS,UDL12,UDLO3, U1T48,U1T12, U1T03, ULDO3, ULD12, ULD48, UDF	CNC4F	5.31	24.81	19.29				15.20				

COLLOCATION - Louisiana										Attachment: 4		Exhibit: B			
CATEGORY	RATE ELEMENTS	Interim	Zone	BCS	USOC	RATES (\$)				Svc Order Submitted Elec per LSR	Svc Order Submitted Manually per LSR	Incremental Charge - Manual Svc Order vs. Electronic-1st	Incremental Charge - Manual Svc Order vs. Electronic-Add'l	Incremental Charge - Manual Svc Order vs. Electronic-Disc 1st	Incremental Charge - Manual Svc Order vs. Electronic-Disc Add'l
						Rec	Nonrecurring		Nonrecurring Disconnect						
							First	Add'l	First	Add'l	SOMEC	SOMAN	SOMAN	SOMAN	SOMAN
	Virtual collocation - Special Access & UNE, cross-connect per DS1			USL, ULC, AMTFS, ULR, UXTD1, UNC1X, ULDD1, U1TD1, USLEL, UNLD1	CNC1X	1.04	21.39	15.47				15.20			
	Virtual collocation - Special Access & UNE, cross-connect per DS3			USL, ULC, AMTFS, UE3, U1TD3, UXTS1, UXTD3, UNC3X, UNCSX, ULDD3, U1TS1, ULDS1, UDLSX, UNLD3	CND3X	13.21	20.28	14.76				15.20			
	Virtual Collocation - Co-Carrier Cross Connects - Fiber Cable Support Structure, per linear foot			AMTFS	VE1CB	0.0024									
	Virtual Collocation - Co-Carrier Cross Connects - Copper/Coax Cable Support Structure, per linear ft			AMTFS	VE1CD	0.0036									
	Virtual Collocation - Co-Carrier Cross Connects - Fiber Cable Support Structure, per cable			AMTFS	VE1CC		534.79					15.20			
	Virtual Collocation - Co-Carrier Cross Connects - Copper/Coax Cable Support Structure, per cable			AMTFS	VE1CE		534.79					15.20			
	Virtual Collocation Cable Records - per request			AMTFS	VE1BA	10.97									
	Virtual Collocation Cable Records - VG/DS0 Cable, per cable record			AMTFS	VE1BB	5.29									
	Virtual Collocation Cable Records - VG/DS0 Cable, per each 100 pair			AMTFS	VE1BC	0.08									
	Virtual Collocation Cable Records - DS1, per T1TIE			AMTFS	VE1BD	0.04									
	Virtual Collocation Cable Records - DS3, per T3TIE			AMTFS	VE1BE	0.13									
	Virtual Collocation Cable Records - Fiber Cable, per 99 fiber records			AMTFS	VE1BF	1.37									
	Virtual collocation - Security Escort - Basic, per half hour			AMTFS	SPTBX		16.44	10.42				15.20			
	Virtual collocation - Security Escort - Overtime, per half hour			AMTFS	SPTOX		21.41	13.45				15.20			
	Virtual collocation - Security Escort - Premium, per half hour			AMTFS	SPTPX		26.38	16.49				15.20			
	Virtual collocation - Maintenance in CO - Basic, per half hour			AMTFS	CTRLX		27.12	10.42				15.20			
	Virtual collocation - Maintenance in CO - Overtime, per half hour			AMTFS	SPTOM		35.42	13.45				15.20			
	Virtual collocation - Maintenance in CO - Premium per half hour			AMTFS	SPTPM		43.72	16.49				15.20			
<b>VIRTUAL COLLOCATION</b>															
	Virtual Collocation - 2-wire Cross Connect, Exchange Port 2-Wire Analog - Res			UEPSR	VE1R2	0.0296	11.94	11.46				15.20			
	Virtual Collocation 2-Wire Cross Connect, Exchange Port 2-Wire Line Side PBX Trunk - Bus			UEPSP	VE1R2	0.0296	11.94	11.46				15.20			
	Virtual Collocation 2-Wire Cross Connect, Exchange Port 2-Wire Voice Grade PBX Trunk - Res			UEPSE	VE1R2	0.0296	11.94	11.46				15.20			
	Virtual Collocation 2-Wire Cross Connect, Exchange Port 2-Wire Analog Bus			UEPSB	VE1R2	0.0296	11.94	11.46				15.20			
	Virtual Collocation 2-Wire Cross Connect, Exchange Port 2-Wire ISDN			UEPSX	VE1R2	0.0296	11.94	11.46				15.20			
	Virtual Collocation 2-Wire Cross Connect, Exchange Port 2-Wire ISDN			UEPTX	VE1R2	0.0296	11.94	11.46				15.20			
	Virtual Collocation 4-Wire Cross Connect, Exchange Port 4-Wire ISDN DS1			UEPEX	VE1R4	0.0591	12.04	11.53				15.20			
<b>Note: Rates displaying an "R" in Interim column are interim and subject to rate true-up as set forth in General Terms and Conditions.</b>															

COLLOCATION - Mississippi											Attachment: 4		Exhibit: B									
CATEGORY	RATE ELEMENTS	Interim	Zone	BCS	USOC	RATES (\$)	Svc Order Submitted Elec per LSR	Svc Order Submitted Manually per LSR	Incremental Charge - Manual Svc Order vs. Electronic-1st	Incremental Charge - Manual Svc Order vs. Electronic-Add'l	Incremental Charge - Manual Svc Order vs. Electronic-Disc 1st	Incremental Charge - Manual Svc Order vs. Electronic-Disc Add'l	OSS Rates (\$)									
													Rec	Nonrecurring		Nonrecurring Disconnect		SOMEc	SOMAN	SOMAN	SOMAN	SOMAN
													First	Add'l	First	Add'l						
<b>PHYSICAL COLLOCATION</b>																						
	Physical Collocation 2-Wire Cross Connect, Exchange Port 2-Wire Analog - Res			UEPSR	PE1R2	0.0288	12.37	11.87	6.04	5.45		15.75										
	Physical Collocation 2-Wire Cross Connect, Exchange Port 2-Wire Line Side PBX Trunk - Bus			UEPSP	PE1R2	0.0288	12.37	11.87	6.04	5.45		15.75										
	Physical Collocation 2-Wire Cross Connect, Exchange Port 2-Wire Voice Grade PBX Trunk - Res			UEPSE	PE1R2	0.0288	12.37	11.87	6.04	5.45		15.75										
	Physical Collocation 2-Wire Cross Connect, Exchange Port 2-Wire Analog - Bus			UEPSB	PE1R2	0.0288	12.37	11.87	6.04	5.45		15.75										
	Physical Collocation 2-Wire Cross Connect, Exchange Port 2-Wire ISDN			UEPSX	PE1R2	0.0288	12.37	11.87	6.04	5.45		15.75										
	Physical Collocation 2-Wire Cross Connect, Exchange Port 2-Wire ISDN			UEPTX	PE1R2	0.0288	12.37	11.87	6.04	5.45		15.75										
	Physical Collocation 4-Wire Cross Connect, Exchange Port 4-Wire ISDN DS1			UEPEX	PE1R4	0.0576	12.47	11.94	6.59	5.91		15.75										
<b>PHYSICAL COLLOCATION</b>																						
	Physical Collocation - Application Fee - Initial			CLO	PE1BA		1,890.38															
	Physical Collocation - Application Fee - Subsequent			CLO	PE1CA		1,575.69															
	Physical Collocation Administrative Only - Application Fee			CLO	PE1BL		740.76															
	Physical Collocation - Space Preparation - Firm Order Processing	I		CLO	PE1SJ		604.19															
	Physical Collocation - Space Preparation - C.O. Modification per square ft.	I		CLO	PE1SK	2.30																
	Physical Collocation - Space Preparation - Common Systems Modification per square ft. - Cageless	I		CLO	PE1SL	2.52																
	Physical Collocation - Space Preparation - Common Systems Modification per Cage	I		CLO	PE1SM	85.67																
	Physical Collocation - Cable Installation			CLO	PE1BD		926.27	926.27	22.62													
	Physical Collocation - Floor Space per Sq. Ft.			CLO	PE1PJ	5.74																
	Physical Collocation - Cable Support Structure, Per Entrance Cable			CLO	PE1PM	17.42																
	Physical Collocation - Power -48V DC Power, per Fused Amp	I		CLO	PE1PL	7.33																
	Physical Collocation - Power Reduction, Application Fee	I		CLO	PE1PR		398.76															
	Physical Collocation - 120V, Single Phase Standby Power Rate	I		CLO	PE1FB	5.29																
	Physical Collocation - 240V, Single Phase Standby Power Rate	I		CLO	PE1FD	10.58																
	Physical Collocation - 120V, Three Phase Standby Power Rate	I		CLO	PE1FE	15.87																
	Physical Collocation - 277V, Three Phase Standby Power Rate	I		CLO	PE1FG	36.65																
	Physical Collocation - 2-Wire Cross-Connects			UEANL,UEA,UDN,UDC,UAL,UHL,UCL,U EQ,UDL,UNCVX,UNLDX,UNCNX	PE1P2	0.0288	12.37	11.87	6.04	5.45												
	Physical Collocation - 4-Wire Cross-Connects			CLO,UAL,UDL,UDN,UEA,UHL,UNCVX,UNCDX,UCL	PE1P4	0.0576	12.47	11.94	6.59	5.91												
	Physical Collocation - DS1 Cross-Connects			CLO,UEANL,UEQ,WDS1L,WDS1S,USL,U1TD1,UXTD1,UNC1X,ULDD1,USLEL,UNLD1,UDL	PE1P1	1.14	22.16	16.02	6.60	5.97												

**COLLOCATION - Mississippi**

CATEGORY		RATE ELEMENTS	Interim	Zone	BCS	USOC	RATES (\$)				Svc Order Submitted Elec per LSR	Svc Order Submitted Manually per LSR	Attachment: 4		Exhibit: B		
							Rec	Nonrecurring		Nonrecurring Disconnect		OSS Rates (\$)					
								First	Add'l	First	Add'l	SOMEC	SOMAN	SOMAN	SOMAN	SOMAN	SOMAN
		Physical Collocation - DS3 Cross-Connects			CLO, UE3,U1TD3, UXTD3, UXTS1, UNC3X, UNCSX, ULDD3, U1TS1,ULDS1, UNLD3, UDL	PE1P3	14.49	21.01	15.29	7.61	6.10						
		Physical Collocation - 2-Fiber Cross-Connect			CLO, ULDO3, ULD12, ULD48, U1TO3, U1T12, U1T48, UDLO3, UDL12, UDF	PE1F2	2.87	21.01	15.29	7.61	6.10						
		Physical Collocation - 4-Fiber Cross-Connect			CLO, ULDO3, ULD12, ULD48, U1TO3, U1T12, U1T48, UDLO3, UDL12, UDF	PE1F4	5.10	25.70	19.97	10.01	8.50						
		Physical Collocation - Welded Wire Cage - First 100 Sq. Ft.			CLO	PE1BW	183.20										
		Physical Collocation - Welded Wire Cage - Add'l 50 Sq. Ft.			CLO	PE1CW	17.97										
		Physical Collocation - Security Access System - Security System per Central Office	I		CLO	PE1AX	75.23										
		Physical Collocation - Security Access System - New Access Card Activation, per Card	I		CLO	PE1A1	0.0576	27.95	27.95								
		Physical Collocation-Security Access System-Administrative Change, existing Access Card, per Request, per State, per Card	I		CLO	PE1AA		7.84	7.84								
		Physical Collocation - Security Access System - Replace Lost or Stolen Card, per Card			CLO	PE1AR		22.91	22.91								
		Physical Collocation - Security Access - Initial Key, per Key			CLO	PE1AK		13.17	13.17								
		Physical Collocation - Security Access - Key, Replace Lost or Stolen Key, per Key			CLO	PE1AL		13.17	13.17								
		Physical Collocation - Space Availability Report per premises	I		CLO	PE1SR		1,081.40	1,081.40								
		POT Bay Arrangements prior to 6/1/99 - 2-Wire Cross-Connect, per cross-connect			UEANL,UEA,UDN,U DC,UAL,UHL,UCL,U EQ,CLO,UDL, UNCVX, UNCDX, UNCNX	PE1PE	0.0867										
		POT Bay Arrangements prior to 6/1/99 - 4-Wire Cross-Connect, per cross-connect			UEANL,UEA,UDN,U DC,UAL,UHL,UCL,U EQ,CLO, USL, UNCVX, UNCDX	PE1PF	0.1734										
		POT Bay Arrangements prior to 6/1/99 - DS1 Cross-Connect, per cross-connect			UEANL,UEA,UDN,U DC,UAL,UHL,UCL,U EQ,CLO,WDS1L,W DS1S, USL, U1TD1, UXTD1, UNC1X, ULDD1, USLEL, UNLD1	PE1PG	1.22										
		POT Bay Arrangements prior to 6/1/99 - DS3 Cross-Connect, per cross-connect			UEANL,UEA,UDN,U DC,UAL,UHL,UCL,U EQ,CLO,UE3, U1TD3, UXTD3, UXTS1, UNC3X, UNCSX, ULDD3, U1TS1, ULDS1, UNLD3, UDL, UDLXS	PE1PH	10.91										



COLLOCATION - Mississippi										Attachment: 4		Exhibit: B	
CATEGORY	RATE ELEMENTS	Interim	Zone	BCS	USOC	RATES (\$)	Svc Order Submitted Elec per LSR	Svc Order Submitted Manually per LSR	Incremental Charge - Manual Svc Order vs. Electronic-1st	Incremental Charge - Manual Svc Order vs. Electronic-Add'l	Incremental Charge - Manual Svc Order vs. Electronic-Disc 1st	Incremental Charge - Manual Svc Order vs. Electronic-Disc Add'l	
													Rec
	POT Bay Arrangements prior to 6/1/99 - 2-Fiber Cross-Connect, per cross-connect			UEANL,UEA,UDN,U DC,UAL,UHL,UCL,U EQ,CLO, ULDO3, ULD12, ULD48, U1TO3, U1T12, U1T48, UDLO3, UDL12, UDF	PE1B2	37.26							
	POT Bay Arrangements prior to 6/1/99 - 4-Fiber Cross-Connect, per cross-connect			UEANL,UEA,UDN,U DC,UAL,UHL,UCL,U EQ,CLO, ULDO3, ULD12, ULD48, U1TO3, U1T12, U1T48, UDLO3, UDL12, UDF	PE1B4	50.24							
	Physical Collocation - Request Resend of CFA Information, per CLLI			CLO	PE1C9								
	Nonrecurring Collocation Cable Records - per request			CLO	PE1CR		77.41						
	Nonrecurring Collocation Cable Records - VG/DS0 Cable, per cable record			CLO	PE1CD		763.69	490.94	133.77				
	Nonrecurring Collocation Cable Records - VG/DS0 Cable, per each 100 pair			CLO	PE1CO		328.81		190.22				
	Nonrecurring Collocation Cable Records - DS1, per T1TIE			CLO	PE1C1		4.84	4.84	5.93	5.93			
	Nonrecurring Collocation Cable Records - DS3, per T3TIE			CLO	PE1C3		2.27	2.27	2.78	2.78			
	Nonrecurring Collocation Cable Records - Fiber Cable, per 99 fiber records			CLO	PE1CB		7.92	7.92	9.72	9.72			
	Physical Collocation - Security Escort - Basic, per Half Hour			CLO,CLORS	PE1BT		84.98	84.98	77.58	77.58			
	Physical Collocation - Security Escort - Overtime, per Half Hour			CLO,CLORS	PE1OT		17.02	10.79					
	Physical Collocation - Security Escort - Premium, per Half Hour			CLO,CLORS	PE1PT		22.17	13.94					
	V to P Conversion, Per Customer Request-Voice Grade			CLO	PE1BV		27.32	17.08					
	V to P Conversion, Per Customer Request-DS0			CLO	PE1BO		33.00						
	V to P Conversion, Per Customer Request-DS1			CLO	PE1B1		33.00						
	V to P Conversion, Per Customer request-DS3			CLO	PE1B3		52.00						
	V to P Conversion, Per Customer Request per VG Circuit Reconfigured			CLO	PE1BR		23.00						
	V to P Conversion, Per Customer Request per DS0 Circuit Reconfigured			CLO	PE1BP		23.00						
	V to P Conversion, Per Customer Request per DS1 Circuit Reconfigured			CLO	PE1BS		33.00						
	V to P Conversion, Per Customer Request per DS3 Circuit Reconfigured			CLO	PE1BE		37.00						
	V to P Conversion, Cable Pairs Assigned to Collo Space per 700 prs or fraction thereof			CLO	PE1B7		592.00						
	Physical Collocation - Co-Carrier Cross Connects - Fiber Cable Support Structure, per cable, per linear ft.			CLO,UDF	PE1ES	0.001							
	Physical Collocation - Co-Carrier Cross Connects - Copper/Coax Cable Support Structure, per cable, per lin. ft.			CLO, UE3, USL	PE1DS	0.0015							
	Physical Collocation - Co-Carrier Cross Connects Only - Application Fee, per application			CLO	PE1DT		583.13						
	Physical Collocation - Application to Augment Existing Space - Simple			CLO	PE1KS		597.34		1.22				
	Physical Collocation - Application to Augment Existing Space - Minor			CLO	PE1KM		837.57		1.22				
	Physical Collocation - Application to Augment Existing Space - Intermediate			CLO	PE1K1		1,063.00		1.22				
<b>ADJACENT COLLOCATION</b>													
	Adjacent Collocation - Space Charge per Sq. Ft.			CLOAC	PE1JA	0.0678							
	Adjacent Collocation - Electrical Facility Charge per Linear Ft.			CLOAC	PE1JC	4.68							

**COLLOCATION - Mississippi**

CATEGORY		RATE ELEMENTS	Interim	Zone	BCS	USOC	RATES (\$)				Svc Order Submitted Elec per LSR	Svc Order Submitted Manually per LSR	Attachment: 4		Exhibit: B		
							Rec	Nonrecurring		Nonrecurring Disconnect		OSS Rates (\$)					
								First	Add'l	First	Add'l	SOMEC	SOMAN	SOMAN	SOMAN	SOMAN	SOMAN
		Adjacent Collocation - 2-Wire Cross-Connects			CLOAC	PE1P2	0.0223	12.37	11.87	6.04	5.45						
		Adjacent Collocation - 4-Wire Cross-Connects			UEA,UHL,UDL,UCL,CLOAC	PE1P4	0.0446	12.47	11.94	6.59	5.91						
		Adjacent Collocation - DS1 Cross-Connects			USL,CLOAC	PE1P1	1.05	22.16	16.02	6.60	5.97						
		Adjacent Collocation - DS3 Cross-Connects			CLOAC	PE1P3	14.27	21.01	15.29	7.61	6.10						
		Adjacent Collocation - 2-Fiber Cross-Connect			CLOAC	PE1F2	2.42	21.01	15.29	7.61	6.10						
		Adjacent Collocation - 4-Fiber Cross-Connect			CLOAC	PE1F4	4.62	25.70	19.97	10.01	8.50						
		Adjacent Collocation - Application Fee			CLOAC	PE1JB		1,585.83									
		Adjacent Collocation - 120V, Single Phase Standby Power Rate per AC Breaker Amp			CLOAC	PE1FB	5.29										
		Adjacent Collocation - 240V, Single Phase Standby Power Rate per AC Breaker Amp			CLOAC	PE1FD	10.58										
		Adjacent Collocation - 120V, Three Phase Standby Power Rate per AC Breaker Amp			CLOAC	PE1FE	15.87										
		Adjacent Collocation - 277V, Three Phase Standby Power Rate per AC Breaker Amp			CLOAC	PE1FG	36.65										
<b>PHYSICAL COLLOCATION IN THE REMOTE SITE</b>																	
		Physical Collocation in the Remote Site - Application Fee			CLORS	PE1RA		309.48		168.63							
		Cabinet Space in the Remote Site per Bay/ Rack			CLORS	PE1RB	210.05										
		Physical Collocation in the Remote Site - Security Access - Key Report per Premises Requested			CLORS	PE1RD		13.17	13.17								
		Physical Collocation in the Remote Site - Space Availability Report per Premises Requested			CLORS	PE1SR		116.54	116.54								
		Physical Collocation in the Remote Site - Remote Site CLLI Code Request, per CLLI Code Requested			CLORS	PE1RE		37.77	37.77								
		Remote Site DLEC Data (BRSD), per Compact Disk, per CO			CLORS	PE1RR		233.14									
<b>PHYSICAL COLLOCATION IN THE REMOTE SITE - ADJACENT</b>																	
		Remote Site-Adjacent Collocation - AC Power, per breaker amp			CLORS	PE1RS	6.27										
		Remote Site-Adjacent Collocation - Real Estate, per square foot			CLORS	PE1RT	0.134										
		Remote Site-Adjacent Collocation-Application Fee			CLORS	PE1RU		755.62	755.62								
<b>NOTE: If Security Escort and/or Add'l Engineering Fees become necessary for remote site collocation, the Parties will negotiate appropriate rates.</b>																	
<b>VIRTUAL COLLOCATION</b>																	
		Virtual Collocation - Application Fee			AMTFS	EAF		1,212.25		0.51							15.75
		Virtual Collocation - Cable Installation Cost, per cable			AMTFS	ESPCX		926.27		22.62							15.75
		Virtual Collocation - Floor Space, per sq. ft.			AMTFS	ESPX	5.74										
		Virtual Collocation - Power, per fused amp			AMTFS	ESPAX	7.33										
		Virtual Collocation - Cable Support Structure, per entrance cable			AMTFS	ESPSX	15.24										
		Virtual Collocation - 2-wire Cross Connects (loop)			UEANL,UEA,UDN,U DC,UAL,UHL,UCL,U EQ, AMTFS, UDL, UNCVX, UNCDX, UNCNX	UEAC2	0.0268	12.37	11.87	6.04	5.45						15.75
		Virtual Collocation - 4-wire Cross Connects (loop)			UEA,UHL,UCL,UDL, AMTFS, UAL, UDN, UNCVX, UNCDX	UEAC4	0.0536	12.47	11.94	6.59	5.91						15.75
		Virtual Collocation - 2-Fiber Cross Connects			AMTFS,UDL12, UDLO3, U1T48, U1T12, U1T03, ULDO3, ULD12, ULD48, UDF	CNC2F	2.91	21.01	15.29	7.61	6.10						15.75
		Virtual Collocation - 4-Fiber Cross Connects			AMTFS,UDL12, UDLO3, U1T48, U1T12, U1T03, ULDO3, ULD12, ULD48, UDF	CNC4F	5.82	25.70	19.97	10.01	8.50						15.75

COLLOCATION - Mississippi										Attachment: 4		Exhibit: B			
CATEGORY	RATE ELEMENTS	Interim	Zone	BCS	USOC	RATES (\$)	Svc Order Submitted Elec per LSR	Svc Order Submitted Manually per LSR	Incremental Charge - Manual Svc Order vs. Electronic-1st	Incremental Charge - Manual Svc Order vs. Electronic-Add'l	Incremental Charge - Manual Svc Order vs. Electronic-Disc 1st	Incremental Charge - Manual Svc Order vs. Electronic-Disc Add'l			
													Rec	Nonrecurring	
										SOME C	SOMAN	SOMAN	SOMAN	SOMAN	SOMAN
	Virtual Collocation - Special Access & UNE, cross-connect per DS1			USL, ULC, AMTFS, ULR, UXTD1, UNC1X, ULDD1, U1TD1, USLEL, UNLD1	CNC1X	1.14		22.16	16.02	6.60	5.97				15.75
	Virtual collocation - Special Access & UNE, cross-connect per DS3			USL, ULC, AMTFS, U E3, U1TD3, UXTS1, UXTD3, UNC3X, UNCSX, ULDD3, U1TS1, ULDS1, UDLSX, UNLD3	CND3X	14.49		21.01	15.29	7.61	6.10				15.75
	Virtual Collocation - Co-Carrier Cross Connects - Fiber Cable Support Structure, per linear foot			AMTFS	VE1CB	0.0025									
	Virtual Collocation - Co-Carrier Cross Connects - Copper/Coax Cable Support Structure, per linear ft			AMTFS	VE1CD	0.0037									
	Virtual Collocation - Co-Carrier Cross Connects - Fiber Cable Support Structure, per cable			AMTFS	VE1CC										15.75
	Virtual Collocation - Co-Carrier Cross Connects - Copper/Coax Cable Support Structure, per cable			AMTFS	VE1CE										15.75
	Virtual Collocation Cable Records - per request			AMTFS	VE1BA			763.69	490.94	133.77	133.77				
	Virtual Collocation Cable Records - VG/DS0 Cable, per cable record			AMTFS	VE1BB			328.81	328.81	190.22	190.22				
	Virtual Collocation Cable Records - VG/DS0 Cable, per each 100 pair			AMTFS	VE1BC			4.84	4.84	5.93	5.93				
	Virtual Collocation Cable Records - DS1, per T1TIE			AMTFS	VE1BD			2.27	2.27	2.78	2.78				
	Virtual Collocation Cable Records - DS3, per T3TIE			AMTFS	VE1BE			7.92	7.92	9.72	9.72				
	Virtual Collocation Cable Records - Fiber Cable, per 99 fiber records			AMTFS	VE1BF			84.98	84.98	77.58	77.58				
	Virtual collocation - Security Escort - Basic, per half hour			AMTFS	SPTBX			17.02	10.79						15.75
	Virtual collocation - Security Escort - Overtime, per half hour			AMTFS	SPTOX			22.17	13.94						15.75
	Virtual collocation - Security Escort - Premium, per half hour			AMTFS	SPTPX			27.32	17.08						15.75
	Virtual collocation - Maintenance in CO - Basic, per half hour			AMTFS	CTRLX			28.09	10.79						15.75
	Virtual collocation - Maintenance in CO - Overtime, per half hour			AMTFS	SPTOM			36.69	13.94						15.75
	Virtual collocation - Maintenance in CO - Premium per half hour			AMTFS	SPTPM			45.28	17.08						15.75
<b>VIRTUAL COLLOCATION</b>															
	Virtual Collocation - 2-wire Cross Connect, Exchange Port 2-Wire Analog - Res			UEPSR	VE1R2	0.0268		12.37	11.87	6.04	5.45				15.75
	Virtual Collocation 2-Wire Cross Connect, Exchange Port 2-Wire Line Side PBX Trunk - Bus			UEPSP	VE1R2	0.0268		12.37	11.87	6.04	5.45				15.75
	Virtual Collocation 2-Wire Cross Connect, Exchange Port 2-Wire Voice Grade PBX Trunk - Res			UEPSE	VE1R2	0.0268		12.37	11.87	6.04	5.45				15.75
	Virtual Collocation 2-Wire Cross Connect, Exchange Port 2-Wire Analog Bus			UEPSB	VE1R2	0.0268		12.37	11.87	6.04	5.45				15.75
	Virtual Collocation 2-Wire Cross Connect, Exchange Port 2-Wire ISDN			UEPSX	VE1R2	0.0268		12.37	11.87	6.04	5.45				15.75
	Virtual Collocation 2-Wire Cross Connect, Exchange Port 2-Wire ISDN			UEPTX	VE1R2	0.0268		12.37	11.87	6.04	5.45				15.75
	Virtual Collocation 4-Wire Cross Connect, Exchange Port 4-Wire ISDN DS1			UEPEX	VE1R4	0.0536		12.47	11.94	6.59	5.91				15.75
<b>Note: Rates displaying an "R" in Interim column are interim and subject to rate true-up as set forth in General Terms and Conditions.</b>															

COLLOCATION - North Carolina										Attachment: 4		Exhibit: B			
CATEGORY	RATE ELEMENTS	Interim	Zone	BCS	USOC	RATES (\$)				Svc Order Submitted Elec per LSR	Svc Order Submitted Manually per LSR	Incremental Charge - Manual Svc Order vs. Electronic-1st	Incremental Charge - Manual Svc Order vs. Electronic-Add'l	Incremental Charge - Manual Svc Order vs. Electronic-Disc 1st	Incremental Charge - Manual Svc Order vs. Electronic-Disc Add'l
						Rec	Nonrecurring		Nonrecurring Disconnect						
							First	Add'l	First	Add'l	SOMEc	SOMAN	SOMAN	SOMAN	SOMAN
<b>PHYSICAL COLLOCATION</b>															
	Physical Collocation 2-Wire Cross Connect, Exchange Port 2-Wire Analog - Res			UEPSR	PE1R2	0.32	41.78	39.23					26.94	12.76	
	Physical Collocation 2-Wire Cross Connect, Exchange Port 2-Wire Line Side PBX Trunk - Bus			UEPSP	PE1R2	0.32	41.78	39.23					26.94	12.76	
	Physical Collocation 2-Wire Cross Connect, Exchange Port 2-Wire Voice Grade PBX Trunk - Res			UEPSE	PE1R2	0.32	41.78	39.23					26.94	12.76	
	Physical Collocation 2-Wire Cross Connect, Exchange Port 2-Wire Analog - Bus			UEPSB	PE1R2	0.32	41.78	39.23					26.94	12.76	
	Physical Collocation 2-Wire Cross Connect, Exchange Port 2-Wire ISDN			UEPSX	PE1R2	0.32	41.78	39.23					26.94	12.76	
	Physical Collocation 2-Wire Cross Connect, Exchange Port 2-Wire ISDN			UEPTX	PE1R2	0.32	41.78	39.23					26.94	12.76	
	Physical Collocation 4-Wire Cross Connect, Exchange Port 4-Wire ISDN DS1			UEPEX	PE1R4	0.64	41.91	39.25					26.94	12.76	
<b>PHYSICAL COLLOCATION</b>															
	Physical Collocation - Application Fee - Initial	I		CLO	PE1BA		2,322.00								
	Physical Collocation - Application Fee - Subsequent			CLO	PE1CA		2,311.00								
	Physical Collocation Administrative Only - Application Fee			CLO	PE1BL		741.44								
	Physical Collocation - Space Preparation - Firm Order Processing			CLO	PE1SJ		1,196.00								
	Physical Collocation - Space Preparation - C.O. Modification per square ft.	I		CLO	PE1SK	2.42									
	Physical Collocation - Space Preparation - Common Systems Modification per square ft. - Cageless	I		CLO	PE1SL	2.88									
	Physical Collocation - Space Preparation - Common Systems Modification per Cage	I		CLO	PE1SM	97.98									
	Space Preparation Fees - Power Per Nominal -48V Dc Amp	I		CLO	PE1FH	5.76									
	Physical Collocation - Cable Installation	I		CLO	PE1BD		1,701.00	1,701.00							
	Physical Collocation - Floor Space per Sq. Ft.	I		CLO	PE1PJ	4.77									
	Physical Collocation - Cable Support Structure, Per Entrance Cable	I		CLO	PE1PM	20.57									
	Physical Collocation - Power -48V DC Power, per Fused Amp	I		CLO	PE1PL	7.65									
	Physical Collocation - Power Reduction, Application Fee	I		CLO	PE1PR		399.13								
	Physical Collocation - 120V, Single Phase Standby Power Rate	I		CLO	PE1FB	5.50									
	Physical Collocation - 240V, Single Phase Standby Power Rate	I		CLO	PE1FD	11.01									
	Physical Collocation - 120V, Three Phase Standby Power Rate	I		CLO	PE1FE	16.51									
	Physical Collocation - 277V, Three Phase Standby Power Rate	I		CLO	PE1FG	38.12									
	Physical Collocation - 2-Wire Cross-Connects	I		UEANL,UEA,UDN,U DC,UAL,UHL,UCL,U EQ, UDL, UNCVX, UNLDX, UNCNX	PE1P2	0.0309	33.53	31.65							
	Physical Collocation - 4-Wire Cross-Connects	I		CLO, UAL, UDL, UDN, UEA, UHL, UNCVX, UNCDX, UCL	PE1P4	0.0618	33.67	31.70							
	Physical Collocation - DS1 Cross-Connects	I		CLO,UEANL,UEQ,W DS1L,WDS1S, USL, U1TD1, UXTD1, UNC1X, ULDD1, USLEL, UNLD1, UDL	PE1P1	1.38	52.87	39.86							

**COLLOCATION - North Carolina**

CATEGORY	RATE ELEMENTS	Interim	Zone	BCS	USOC	RATES (\$)	Svc Order Submitted Elec per LSR	Svc Order Submitted Manually per LSR	Attachment: 4		Exhibit: B					
									Incremental Charge - Manual Svc Order vs. Electronic-1st	Incremental Charge - Manual Svc Order vs. Electronic-Add'l	Incremental Charge - Manual Svc Order vs. Electronic-Disc 1st	Incremental Charge - Manual Svc Order vs. Electronic-Disc Add'l				
									Rec	Nonrecurring		Nonrecurring Disconnect		OSS Rates (\$)		
						First	Add'l	First	Add'l	SOMEc	SOMAN	SOMAN	SOMAN	SOMAN	SOMAN	
	Physical Collocation - DS3 Cross-Connects	I		CLO, UE3,U1TD3, UXTD3, UXTS1, UNC3X, UNCSX, ULDD3, U1TS1,ULDS1, UNLD3, UDL	PE1P3	17.62	51.97	38.59								
	Physical Collocation - 2-Fiber Cross-Connect	I		CLO, ULDO3, ULD12, ULD48, U1TO3, U1T12, U1T48, UDLO3, UDL12, UDF	PE1F2	3.50	51.97	38.59								
	Physical Collocation - 4-Fiber Cross-Connect	I		CLO, ULDO3, ULD12, ULD48, U1TO3, U1T12, U1T48, UDLO3, UDL12, UDF	PE1F4	6.20	64.53	51.15								
	Physical Collocation - Welded Wire Cage - First 100 Sq. Ft.	I		CLO	PE1BW		559.81									
	Physical Collocation - Welded Wire Cage - Add'l 50 Sq. Ft.	I		CLO	PE1CW		25.37									
	Physical Collocation - Security System Per Central Office Per Assignable Sq. Ft.			CLO	PE1AY	0.0135										
	Physical Collocation - Security Access System - Security System per Central Office	I		CLO	PE1AX	41.03										
	Physical Collocation - Security Access System - New Access Card Activation, per Card	I		CLO	PE1A1	0.062	15.00									
	Physical Collocation-Security Access System-Administrative Change, existing Access Card, per Request, per State, per Card	I		CLO	PE1AA		15.51									
	Physical Collocation - Security Access System - Replace Lost or Stolen Card, per Card			CLO	PE1AR		15.00									
	Physical Collocation - Security Access - Initial Key, per Key			CLO	PE1AK		15.00									
	Physical Collocation - Security Access - Key, Replace Lost or Stolen Key, per Key			CLO	PE1AL		15.00									
	Physical Collocation - Space Availability Report per premises	I		CLO	PE1SR		2,140.00	2,140.00								
	POT Bay Arrangements prior to 6/1/99 - 2-Wire Cross-Connect, per cross-connect			UEANL,UEA,UDN,U DC,UAL,UHL,UCL,U EQ,CLO,UDL, UNCVX, UNCDX, UNCNX	PE1PE	0.1054										
	POT Bay Arrangements prior to 6/1/99 - 4-Wire Cross-Connect, per cross-connect			UEANL,UEA,UDN,U DC,UAL,UHL,UCL,U EQ,CLO, USL, UNCVX, UNCDX	PE1PF	0.2108										
	POT Bay Arrangements prior to 6/1/99 - DS1 Cross-Connect, per cross-connect			UEANL,UEA,UDN,U DC,UAL,UHL,UCL,U EQ,CLO,WDS1L,W DS1S, USL, U1TD1, UXTD1, UNC1X, ULDD1, USLEL, UNLD1	PE1PG	1.49										
	POT Bay Arrangements prior to 6/1/99 - DS3 Cross-Connect, per cross-connect			UEANL,UEA,UDN,U DC,UAL,UHL,UCL,U EQ,CLO,UE3, U1TD3, UXTD3, UXTS1, UNC3X, UNCSX, ULDD3, U1TS1, ULDS1, UNLD3, UDL, UDLSX	PE1PH	13.27										

COLLOCATION - North Carolina										Attachment: 4		Exhibit: B			
CATEGORY	RATE ELEMENTS	Interim	Zone	BCS	USOC	RATES (\$)	Svc Order Submitted Elec per LSR	Svc Order Submitted Manually per LSR	Incremental Charge - Manual Svc Order vs. Electronic-1st	Incremental Charge - Manual Svc Order vs. Electronic-Add'l	Incremental Charge - Manual Svc Order vs. Electronic-Disc 1st	Incremental Charge - Manual Svc Order vs. Electronic-Disc Add'l			
													Rec	Nonrecurring	
										SOMEc	SOMAN	SOMAN	SOMAN	SOMAN	SOMAN
	POT Bay Arrangements prior to 6/1/99 - 2-Fiber Cross-Connect, per cross-connect			UEANL,UEA,UDN,U DC,UAL,UHL,UCL,U EQ,CLO, ULDO3, ULD12, ULD48, U1TO3, U1T12, U1T48, UDLO3, UDL12, UDF	PE1B2	45.30									
	POT Bay Arrangements prior to 6/1/99 - 4-Fiber Cross-Connect, per cross-connect			UEANL,UEA,UDN,U DC,UAL,UHL,UCL,U EQ,CLO, ULDO3, ULD12, ULD48, U1TO3, U1T12, U1T48, UDLO3, UDL12, UDF	PE1B4	61.09									
	Physical Collocation - Request Resend of CFA Information, per CLLI			CLO	PE1C9										
	Nonrecurring Collocation Cable Records - per request			CLO	PE1CR										
	Nonrecurring Collocation Cable Records - VG/DS0 Cable, per cable record			CLO	PE1CD										
	Nonrecurring Collocation Cable Records - VG/DS0 Cable, per each 100 pair			CLO	PE1CO										
	Nonrecurring Collocation Cable Records - DS1, per T1TIE			CLO	PE1C1										
	Nonrecurring Collocation Cable Records - DS3, per T3TIE			CLO	PE1C3										
	Nonrecurring Collocation Cable Records - Fiber Cable, per 99 fiber records			CLO	PE1CB										
	Physical Collocation - Security Escort - Basic, per Half Hour			CLO,CLORS	PE1BT										
	Physical Collocation - Security Escort - Overtime, per Half Hour			CLO,CLORS	PE1OT										
	Physical Collocation - Security Escort - Premium, per Half Hour			CLO,CLORS	PE1PT										
	V to P Conversion, Per Customer Request-Voice Grade			CLO	PE1BV										
	V to P Conversion, Per Customer Request-DS0			CLO	PE1BO										
	V to P Conversion, Per Customer Request-DS1			CLO	PE1B1										
	V to P Conversion, Per Customer request-DS3			CLO	PE1B3										
	V to P Conversion, Per Customer Request per VG Circuit Reconfigured			CLO	PE1BR										
	V to P Conversion, Per Customer Request per DS0 Circuit Reconfigured			CLO	PE1BP										
	V to P Conversion, Per Customer Request per DS1 Circuit Reconfigured			CLO	PE1BS										
	V to P Conversion, Per Customer Request per DS3 Circuit Reconfigured			CLO	PE1BE										
	V to P Conversion, Cable Pairs Assigned to Collo Space per 700 prs or fraction thereof			CLO	PE1B7										
	Physical Collocation - Co-Carrier Cross Connects - Fiber Cable Support Structure, per cable, per linear ft.			CLO,UDF	PE1ES	0.0028									
	Physical Collocation - Co-Carrier Cross Connects - Copper/Coax Cable Support Structure, per cable, per lin. ft.			CLO, UE3, USL	PE1DS	0.0041									
	Physical Collocation - Co-Carrier Cross Connects Only - Application Fee, per application			CLO	PE1DT										
	Physical Collocation - Application to Augment Existing Space - Simple			CLO	PE1KS										
	Physical Collocation - Application to Augment Existing Space - Minor			CLO	PE1KM										
	Physical Collocation - Application to Augment Existing Space - Intermediate			CLO	PE1K1										
<b>ADJACENT COLLOCATION</b>															
	Adjacent Collocation - Space Charge per Sq. Ft.			CLOAC	PE1JA	0.1555									
	Adjacent Collocation - Electrical Facility Charge per Linear Ft.			CLOAC	PE1JC	5.78									

COLLOCATION - North Carolina										Attachment: 4		Exhibit: B							
CATEGORY	RATE ELEMENTS	Interim	Zone	BCS	USOC	RATES (\$)	Svc Order Submitted Elec per LSR	Svc Order Submitted Manually per LSR	Incremental Charge - Manual Svc Order vs. Electronic-1st	Incremental Charge - Manual Svc Order vs. Electronic-Add'l	Incremental Charge - Manual Svc Order vs. Electronic-Disc 1st	Incremental Charge - Manual Svc Order vs. Electronic-Disc Add'l	OSS Rates (\$)						
													Rec	Nonrecurring First	Nonrecurring Add'l	Nonrecurring Disconnect First	Nonrecurring Disconnect Add'l	SOMEc	SOMAN
	Adjacent Collocation - 2-Wire Cross-Connects			CLOAC	PE1P2	0.0239													
	Adjacent Collocation - 4-Wire Cross-Connects			UEA,UHL,UDL,UCL,CLOAC	PE1P4	0.0477													
	Adjacent Collocation - DS1 Cross-Connects			USL,CLOAC	PE1P1	1.28													
	Adjacent Collocation - DS3 Cross-Connects			CLOAC	PE1P3	17.35													
	Adjacent Collocation - 2-Fiber Cross-Connect			CLOAC	PE1F2	2.94													
	Adjacent Collocation - 4-Fiber Cross-Connect			CLOAC	PE1F4	5.62													
	Adjacent Collocation - Application Fee			CLOAC	PE1JB														
	Adjacent Collocation - 120V, Single Phase Standby Power Rate per AC Breaker Amp			CLOAC	PE1FB	5.50													
	Adjacent Collocation - 240V, Single Phase Standby Power Rate per AC Breaker Amp			CLOAC	PE1FD	11.01													
	Adjacent Collocation - 120V, Three Phase Standby Power Rate per AC Breaker Amp			CLOAC	PE1FE	16.51													
	Adjacent Collocation - 277V, Three Phase Standby Power Rate per AC Breaker Amp			CLOAC	PE1FG	38.12													
<b>PHYSICAL COLLOCATION IN THE REMOTE SITE</b>																			
	Physical Collocation in the Remote Site - Application Fee			CLOAC	PE1RA														
	Cabinet Space in the Remote Site per Bay/ Rack			CLOAC	PE1RB	254.02													
	Physical Collocation in the Remote Site - Security Access - Key Report per Premises Requested			CLOAC	PE1RD														
	Physical Collocation in the Remote Site - Space Availability Report per Premises Requested			CLOAC	PE1SR														
	Physical Collocation in the Remote Site - Remote Site CLLI Code Request, per CLLI Code Requested			CLOAC	PE1RE														
	Remote Site DLEC Data (BRSD), per Compact Disk, per CO			CLOAC	PE1RR														
<b>PHYSICAL COLLOCATION IN THE REMOTE SITE - ADJACENT</b>																			
	Remote Site-Adjacent Collocation - AC Power, per breaker amp			CLOAC	PE1RS	6.27													
	Remote Site-Adjacent Collocation - Real Estate, per square foot			CLOAC	PE1RT	0.134													
	Remote Site-Adjacent Collocation-Application Fee			CLOAC	PE1RU														
<b>NOTE: If Security Escort and/or Add'l Engineering Fees become necessary for remote site collocation, the Parties will negotiate appropriate rates.</b>																			
<b>VIRTUAL COLLOCATION</b>																			
	Virtual Collocation - Application Fee			AMTFS	EAF														
	Virtual Collocation - Cable Installation Cost, per cable			AMTFS	ESPCX														
	Virtual Collocation - Floor Space, per sq. ft.			AMTFS	ESPVX	3.20													
	Virtual Collocation - Power, per fused amp			AMTFS	ESPAX	3.48													
	Virtual Collocation - Cable Support Structure, per entrance cable			AMTFS	ESPSX	13.35													
	Virtual Collocation - 2-wire Cross Connects (loop)			UEANL,UEA,UDN,U DC,UAL,UHL,UCL,U EQ, AMTFS, UDL, UNCVX, UNCDX, UNCNX	UEAC2	0.09													
	Virtual Collocation - 4-wire Cross Connects (loop)			UEA,UHL,UCL,UDL, AMTFS, UAL, UDN, UNCVX, UNCDX	UEAC4	0.18													
	Virtual Collocation - 2-Fiber Cross Connects			AMTFS,UDL12, UDLO3, U1T48, U1T12, U1T03, ULDO3, ULD12, ULD48, UDF	CNC2F	15.99													
	Virtual Collocation - 4-Fiber Cross Connects			AMTFS,UDL12, UDLO3, U1T48, U1T12, U1T03, ULDO3, ULD12, ULD48, UDF	CNC4F	28.74													

COLLOCATION - North Carolina										Attachment: 4		Exhibit: B			
CATEGORY	RATE ELEMENTS	Interim	Zone	BCS	USOC	RATES (\$)				Svc Order Submitted Elec per LSR	Svc Order Submitted Manually per LSR	Incremental Charge - Manual Svc Order vs. Electronic-1st	Incremental Charge - Manual Svc Order vs. Electronic-Add'l	Incremental Charge - Manual Svc Order vs. Electronic-Disc 1st	Incremental Charge - Manual Svc Order vs. Electronic-Disc Add'l
						Rec	Nonrecurring		Nonrecurring Disconnect						
							First	Add'l	First	Add'l	SOMEc	SOMAN	SOMAN	SOMAN	SOMAN
	Virtual collocation - Special Access & UNE, cross-connect per DS1			USL, ULC, AMTFS, ULR, UXTD1, UNC1X, ULDD1, U1TD1, USLEL, UNLD1	CNC1X	0.97	71.02	51.08					26.94	12.76	
	Virtual collocation - Special Access & UNE, cross-connect per DS3			USL, ULC, AMTFS, U E3, U1TD3, UXTS1, UXTD3, UNC3X, UNCSX, ULDD3, U1TS1, ULDS1, UDLSX, UNLD3	CND3X	56.25	151.90	11.83					26.94	12.76	
	Virtual Collocation - Co-Carrier Cross Connects - Fiber Cable Support Structure, per linear foot			AMTFS	VE1CB	0.0028									
	Virtual Collocation - Co-Carrier Cross Connects - Copper/Coax Cable Support Structure, per linear ft			AMTFS	VE1CD	0.0041									
	Virtual Collocation - Co-Carrier Cross Connects - Fiber Cable Support Structure, per cable			AMTFS	VE1CC		532.72						26.94	12.76	
	Virtual Collocation - Co-Carrier Cross Connects - Copper/Coax Cable Support Structure, per cable			AMTFS	VE1CE		532.72						26.94	12.76	
	Virtual Collocation Cable Records - per request			AMTFS	VE1BA		1,707.00								
	Virtual Collocation Cable Records - VG/DS0 Cable, per cable record			AMTFS	VE1BB		923.08								
	Virtual Collocation Cable Records - VG/DS0 Cable, per each 100 pair			AMTFS	VE1BC		18.02	18.02							
	Virtual Collocation Cable Records - DS1, per T1TIE			AMTFS	VE1BD		8.43	8.43							
	Virtual Collocation Cable Records - DS3, per T3TIE			AMTFS	VE1BE		29.51	29.51							
	Virtual Collocation Cable Records - Fiber Cable, per 99 fiber records			AMTFS	VE1BF		278.82	278.82							
	Virtual collocation - Security Escort - Basic, per half hour			AMTFS	SPTBX		41.00	25.00					26.94	12.76	
	Virtual collocation - Security Escort - Overtime, per half hour			AMTFS	SPTOX		48.00	30.00					26.94	12.76	
	Virtual collocation - Security Escort - Premium, per half hour			AMTFS	SPTPX		55.00	35.00					26.94	12.76	
	Virtual collocation - Maintenance in CO - Basic, per half hour			AMTFS	CTRLX		30.64	30.64					26.94	12.76	
	Virtual collocation - Maintenance in CO - Overtime, per half hour			AMTFS	SPTOM		35.77	35.77					26.94	12.76	
	Virtual collocation - Maintenance in CO - Premium per half hour			AMTFS	SPTPM		40.90	40.90					26.94	12.76	
<b>VIRTUAL COLLOCATION</b>															
	Virtual Collocation - 2-wire Cross Connect, Exchange Port 2-Wire Analog - Res			UEPSR	VE1R2	0.09	41.78	39.23					26.94	12.76	
	Virtual Collocation 2-Wire Cross Connect, Exchange Port 2-Wire Line Side PBX Trunk - Bus			UEPSP	VE1R2	0.09	41.78	39.23					26.94	12.76	
	Virtual Collocation 2-Wire Cross Connect, Exchange Port 2-Wire Voice Grade PBX Trunk - Res			UEPSE	VE1R2	0.09	41.78	39.23					26.94	12.76	
	Virtual Collocation 2-Wire Cross Connect, Exchange Port 2-Wire Analog Bus			UEPSB	VE1R2	0.09	41.78	39.23					26.94	12.76	
	Virtual Collocation 2-Wire Cross Connect, Exchange Port 2-Wire ISDN			UEPSX	VE1R2	0.09	41.78	39.23					26.94	12.76	
	Virtual Collocation 2-Wire Cross Connect, Exchange Port 2-Wire ISDN			UEPTX	VE1R2	0.09	41.78	39.23					26.94	12.76	
	Virtual Collocation 4-Wire Cross Connect, Exchange Port 4-Wire ISDN DS1			UEPEX	VE1R4	0.18	41.91	39.25					26.94	12.76	
<b>Note: Rates displaying an "R" in Interim column are interim and subject to rate true-up as set forth in General Terms and Conditions.</b>															



COLLOCATION - South Carolina										Attachment: 4		Exhibit: B			
CATEGORY	RATE ELEMENTS	Interim	Zone	BCS	USOC	RATES (\$)				Svc Order Submitted Elec per LSR	Svc Order Submitted Manually per LSR	Incremental Charge - Manual Svc Order vs. Electronic-1st	Incremental Charge - Manual Svc Order vs. Electronic-Add'l	Incremental Charge - Manual Svc Order vs. Electronic-Disc 1st	Incremental Charge - Manual Svc Order vs. Electronic-Disc Add'l
						Rec	Nonrecurring		Nonrecurring Disconnect						
							First	Add'l	First	Add'l	SOMEc	SOMAN	SOMAN	SOMAN	SOMAN
<b>PHYSICAL COLLOCATION</b>															
	Physical Collocation 2-Wire Cross Connect, Exchange Port 2-Wire Analog - Res			UEPSR	PE1R2	0.0341	12.32	11.83	6.04	5.45		15.69			
	Physical Collocation 2-Wire Cross Connect, Exchange Port 2-Wire Line Side PBX Trunk - Bus			UEPSP	PE1R2	0.0341	12.32	11.83	6.04	5.45		15.69			
	Physical Collocation 2-Wire Cross Connect, Exchange Port 2-Wire Voice Grade PBX Trunk - Res			UEPSE	PE1R2	0.0341	12.32	11.83	6.04	5.45		15.69			
	Physical Collocation 2-Wire Cross Connect, Exchange Port 2-Wire Analog - Bus			UEPSB	PE1R2	0.0341	12.32	11.83	6.04	5.45		15.69			
	Physical Collocation 2-Wire Cross Connect, Exchange Port 2-Wire ISDN			UEPSX	PE1R2	0.0341	12.32	11.83	6.04	5.45		15.69			
	Physical Collocation 2-Wire Cross Connect, Exchange Port 2-Wire ISDN			UEPTX	PE1R2	0.0341	12.32	11.83	6.04	5.45		15.69			
	Physical Collocation 4-Wire Cross Connect, Exchange Port 4-Wire ISDN DS1			UEPEX	PE1R4	1.12	22.08	15.96	6.42	5.80		15.69			
<b>PHYSICAL COLLOCATION</b>															
	Physical Collocation - Application Fee - Initial			CLO	PE1BA		1,883.67	1,883.67							
	Physical Collocation - Application Fee - Subsequent			CLO	PE1CA		1,570.10	1,570.10							
	Physical Collocation Administrative Only - Application Fee			CLO	PE1BL		743.66								
	Physical Collocation - Space Preparation - Firm Order Processing			CLO	PE1SJ		602.05	602.05							
	Physical Collocation - Space Preparation - C.O. Modification per square ft.			CLO	PE1SK	2.75									
	Physical Collocation - Space Preparation - Common Systems Modification per square ft. - Cageless			CLO	PE1SL	3.24									
	Physical Collocation - Space Preparation - Common Systems Modification per Cage			CLO	PE1SM	110.16									
	Physical Collocation - Cable Installation			CLO	PE1BD		794.22	794.22	22.54	22.54					
	Physical Collocation - Floor Space per Sq. Ft.			CLO	PE1PJ	3.95									
	Physical Collocation - Cable Support Structure, Per Entrance Cable			CLO	PE1PM	21.33									
	Physical Collocation - Power -48V DC Power, per Fused Amp			CLO	PE1PL	9.19									
	Physical Collocation - Power Reduction, Application Fee	I		CLO	PE1PR		400.33								
	Physical Collocation - 120V, Single Phase Standby Power Rate			CLO	PE1FB	5.67									
	Physical Collocation - 240V, Single Phase Standby Power Rate			CLO	PE1FD	11.36									
	Physical Collocation - 120V, Three Phase Standby Power Rate			CLO	PE1FE	17.03									
	Physical Collocation - 277V, Three Phase Standby Power Rate			CLO	PE1FG	39.33									
	Physical Collocation - 2-Wire Cross-Connects			UEANL,UEA,UDN,UDC,UAL,UHL,UCL,U EQ, UDL, UNCVX, UNLDX, UNCNX	PE1P2	0.0341	12.32	11.83	6.04	5.45					
	Physical Collocation - 4-Wire Cross-Connects			CLO, UAL, UDL, UDN, UEA, UHL, UNCVX, UNCDX, UCL	PE1P4	0.0682	12.42	11.90	6.40	5.74					
	Physical Collocation - DS1 Cross-Connects			CLO,UEANL,UEQ,WDS1L,WDS1S, USL, U1TD1, UXTD1, UNC1X, ULDD1, USLEL, UNLD1, UDL	PE1P1	1.12	22.08	15.96	6.42	5.80					

**COLLOCATION - South Carolina**

CATEGORY		RATE ELEMENTS	Interim	Zone	BCS	USOC	RATES (\$)				Svc Order Submitted Elec per LSR	Svc Order Submitted Manually per LSR	Attachment: 4		Exhibit: B		
							Rec	Nonrecurring		Nonrecurring Disconnect		OSS Rates (\$)					
								First	Add'l	First	Add'l	SOMEc	SOMAN	SOMAN	SOMAN	SOMAN	SOMAN
		Physical Collocation - DS3 Cross-Connects			CLO, UE3,U1TD3, UXTD3, UXTS1, UNC3X, UNCSX, ULDD3, U1TS1,ULDS1, UNLD3, UDL	PE1P3	14.21	20.94	15.23	7.39	5.93						
		Physical Collocation - 2-Fiber Cross-Connect			CLO, ULDO3, ULD12, ULD48, U1TO3, U1T12, U1T48, UDLO3, UDL12, UDF	PE1F2	2.82	20.94	15.23	7.40	5.93						
		Physical Collocation - 4-Fiber Cross-Connect			CLO, ULDO3, ULD12, ULD48, U1TO3, U1T12, U1T48, UDLO3, UDL12, UDF	PE1F4	5.01	25.61	19.90	9.73	8.26						
		Physical Collocation - Welded Wire Cage - First 100 Sq. Ft.			CLO	PE1BW	219.19										
		Physical Collocation - Welded Wire Cage - Add'l 50 Sq. Ft.			CLO	PE1CW	21.50										
		Physical Collocation - Security Access System - Security System per Central Office			CLO	PE1AX	74.72										
		Physical Collocation - Security Access System - New Access Card Activation, per Card			CLO	PE1A1	0.0601	27.85	27.85								
		Physical Collocation-Security Access System-Administrative Change, existing Access Card, per Request, per State, per Card			CLO	PE1AA		7.81	7.81								
		Physical Collocation - Security Access System - Replace Lost or Stolen Card, per Card			CLO	PE1AR		22.83	22.83								
		Physical Collocation - Security Access - Initial Key, per Key			CLO	PE1AK		13.13	13.13								
		Physical Collocation - Security Access - Key, Replace Lost or Stolen Key, per Key			CLO	PE1AL		13.13	13.13								
		Physical Collocation - Space Availability Report per premises			CLO	PE1SR		1,077.57	1,077.57								
		POT Bay Arrangements prior to 6/1/99 - 2-Wire Cross-Connect, per cross-connect			UEANL,UEA,UDN,U DC,UAL,UHL,UCL,U EQ,CLO,UDL, UNCVX, UNCDX, UNCNX	PE1PE	0.085										
		POT Bay Arrangements prior to 6/1/99 - 4-Wire Cross-Connect, per cross-connect			UEANL,UEA,UDN,U DC,UAL,UHL,UCL,U EQ,CLO, USL, UNCVX, UNCDX	PE1PF	0.1701										
		POT Bay Arrangements prior to 6/1/99 - DS1 Cross-Connect, per cross-connect			UEANL,UEA,UDN,U DC,UAL,UHL,UCL,U EQ,CLO,WDS1L,W DS1S, USL, U1TD1, UXTD1, UNC1X, ULDD1, USLEL, UNLD1	PE1PG	1.20										
		POT Bay Arrangements prior to 6/1/99 - DS3 Cross-Connect, per cross-connect			UEANL,UEA,UDN,U DC,UAL,UHL,UCL,U EQ,CLO,UE3, U1TD3, UXTD3, UXTS1, UNC3X, UNCSX, ULDD3, U1TS1, ULDS1, UNLD3, UDL, UDLSX	PE1PH	10.71										

COLLOCATION - South Carolina							Attachment: 4		Exhibit: B				
CATEGORY	RATE ELEMENTS	Interim	Zone	BCS	USOC	RATES (\$)	Svc Order Submitted Elec per LSR	Svc Order Submitted Manually per LSR	Incremental Charge - Manual Svc Order vs. Electronic-1st	Incremental Charge - Manual Svc Order vs. Electronic-Add'l	Incremental Charge - Manual Svc Order vs. Electronic-Disc 1st	Incremental Charge - Manual Svc Order vs. Electronic-Disc Add'l	
													Rec
	POT Bay Arrangements prior to 6/1/99 - 2-Fiber Cross-Connect, per cross-connect			UEANL,UEA,UDN,U DC,UAL,UHL,UCL,U EQ,CLO, ULDO3, ULD12, ULD48, U1TO3, U1T12, U1T48, UDLO3, UDL12, UDF	PE1B2	36.55							
	POT Bay Arrangements prior to 6/1/99 - 4-Fiber Cross-Connect, per cross-connect			UEANL,UEA,UDN,U DC,UAL,UHL,UCL,U EQ,CLO, ULDO3, ULD12, ULD48, U1TO3, U1T12, U1T48, UDLO3, UDL12, UDF	PE1B4	49.29							
	Physical Collocation - Request Resend of CFA Information, per CLLI			CLO	PE1C9								
	Nonrecurring Collocation Cable Records - per request			CLO	PE1CR		760.98	489.20	133.29	133.29			
	Nonrecurring Collocation Cable Records - VG/DS0 Cable, per cable record			CLO	PE1CD		327.65	327.65	189.54	189.54			
	Nonrecurring Collocation Cable Records - VG/DS0 Cable, per each 100 pair			CLO	PE1CO		4.82	4.82	5.91	5.91			
	Nonrecurring Collocation Cable Records - DS1, per T1TIE			CLO	PE1C1		2.26	2.26	2.77	2.77			
	Nonrecurring Collocation Cable Records - DS3, per T3TIE			CLO	PE1C3		7.90	7.90	9.68	9.68			
	Nonrecurring Collocation Cable Records - Fiber Cable, per 99 fiber records			CLO	PE1CB		84.68	84.68	77.30	77.30			
	Physical Collocation - Security Escort - Basic, per Half Hour			CLO,CLORS	PE1BT		16.96	10.75					
	Physical Collocation - Security Escort - Overtime, per Half Hour			CLO,CLORS	PE1OT		22.10	13.89					
	Physical Collocation - Security Escort - Premium, per Half Hour			CLO,CLORS	PE1PT		27.23	17.02					
	V to P Conversion, Per Customer Request-Voice Grade			CLO	PE1BV		33.00						
	V to P Conversion, Per Customer Request-DS0			CLO	PE1BO		33.00						
	V to P Conversion, Per Customer Request-DS1			CLO	PE1B1		52.00						
	V to P Conversion, Per Customer request-DS3			CLO	PE1B3		52.00						
	V to P Conversion, Per Customer Request per VG Circuit Reconfigured			CLO	PE1BR		23.00						
	V to P Conversion, Per Customer Request per DS0 Circuit Reconfigured			CLO	PE1BP		23.00						
	V to P Conversion, Per Customer Request per DS1 Circuit Reconfigured			CLO	PE1BS		33.00						
	V to P Conversion, Per Customer Request per DS3 Circuit Reconfigured			CLO	PE1BE		37.00						
	V to P Conversion, Cable Pairs Assigned to Collo Space per 700 prs or fraction thereof			CLO	PE1B7		592.00						
	Physical Collocation - Co-Carrier Cross Connects - Fiber Cable Support Structure, per cable, per linear ft.			CLO,UDF	PE1ES	0.001							
	Physical Collocation - Co-Carrier Cross Connects - Copper/Coax Cable Support Structure, per cable, per lin. ft.			CLO, UE3, USL	PE1DS	0.0015							
	Physical Collocation - Co-Carrier Cross Connects Only - Application Fee, per application			CLO	PE1DT		584.42						
	Physical Collocation - Application to Augment Existing Space - Simple			CLO	PE1KS		594.27		1.21				
	Physical Collocation - Application to Augment Existing Space - Minor			CLO	PE1KM		833.26		1.21				
	Physical Collocation - Application to Augment Existing Space - Intermediate			CLO	PE1K1		1,058.00		1.21				
<b>ADJACENT COLLOCATION</b>													
	Adjacent Collocation - Space Charge per Sq. Ft.			CLOAC	PE1JA	0.0939							
	Adjacent Collocation - Electrical Facility Charge per Linear Ft.			CLOAC	PE1JC	6.40							

COLLOCATION - South Carolina										Attachment: 4		Exhibit: B				
CATEGORY	RATE ELEMENTS	Interim	Zone	BCS	USOC	RATES (\$)					Svc Order Submitted Elec per LSR	Svc Order Submitted Manually per LSR	Incremental Charge - Manual Svc Order vs. Electronic-1st	Incremental Charge - Manual Svc Order vs. Electronic-Add'l	Incremental Charge - Manual Svc Order vs. Electronic-Disc 1st	Incremental Charge - Manual Svc Order vs. Electronic-Disc Add'l
						Rec	Nonrecurring		Nonrecurring Disconnect							
							First	Add'l	First	Add'l	SOME C	SOMAN	SOMAN	SOMAN	SOMAN	SOMAN
	Adjacent Collocation - 2-Wire Cross-Connects			CLOAC	PE1P2	0.0264	12.32	11.83	6.04	5.45						
	Adjacent Collocation - 4-Wire Cross-Connects			UEA,UHL,UDL,UCL,CLOAC	PE1P4	0.0527	12.42	11.90	6.40	5.74						
	Adjacent Collocation - DS1 Cross-Connects			USL,CLOAC	PE1P1	1.03	22.08	15.96	6.42	5.80						
	Adjacent Collocation - DS3 Cross-Connects			CLOAC	PE1P3	14.00	20.94	15.23	7.39	5.93						
	Adjacent Collocation - 2-Fiber Cross-Connect			CLOAC	PE1F2	2.37	20.94	15.23	7.40	5.93						
	Adjacent Collocation - 4-Fiber Cross-Connect			CLOAC	PE1F4	4.53	25.61	19.90	9.73	8.26						
	Adjacent Collocation - Application Fee			CLOAC	PE1JB		1,580.20									
	Adjacent Collocation - 120V, Single Phase Standby Power Rate per AC Breaker Amp			CLOAC	PE1FB	5.67										
	Adjacent Collocation - 240V, Single Phase Standby Power Rate per AC Breaker Amp			CLOAC	PE1FD	11.36										
	Adjacent Collocation - 120V, Three Phase Standby Power Rate per AC Breaker Amp			CLOAC	PE1FE	17.03										
	Adjacent Collocation - 277V, Three Phase Standby Power Rate per AC Breaker Amp			CLOAC	PE1FG	39.33										
<b>PHYSICAL COLLOCATION IN THE REMOTE SITE</b>																
	Physical Collocation in the Remote Site - Application Fee			CLOAC	PE1RA		308.38	308.38	168.60	168.60						
	Cabinet Space in the Remote Site per Bay/ Rack			CLOAC	PE1RB	246.44										
	Physical Collocation in the Remote Site - Security Access - Key			CLOAC	PE1RD		13.13	13.13								
	Physical Collocation in the Remote Site - Space Availability Report per Premises Requested			CLOAC	PE1SR		116.13	116.13								
	Physical Collocation in the Remote Site - Remote Site CLLI Code Request, per CLLI Code Requested			CLOAC	PE1RE		37.64	37.64								
	Remote Site DLEC Data (BRSD), per Compact Disk, per CO			CLOAC	PE1RR		234.50									
<b>PHYSICAL COLLOCATION IN THE REMOTE SITE - ADJACENT</b>																
	Remote Site-Adjacent Collocation - AC Power, per breaker amp			CLOAC	PE1RS	6.27										
	Remote Site-Adjacent Collocation - Real Estate, per square foot			CLOAC	PE1RT	0.134										
	Remote Site-Adjacent Collocation-Application Fee			CLOAC	PE1RU		755.62	755.62								
<b>NOTE: If Security Escort and/or Add'l Engineering Fees become necessary for remote site collocation, the Parties will negotiate appropriate rates.</b>																
<b>VIRTUAL COLLOCATION</b>																
	Virtual Collocation - Application Fee			AMTFS	EAF		1,207.95	1,207.95	0.51	0.51		15.69				
	Virtual Collocation - Cable Installation Cost, per cable			AMTFS	ESPCX		794.22	794.22	22.54	22.54		15.69				
	Virtual Collocation - Floor Space, per sq. ft.			AMTFS	ESPX	3.95										
	Virtual Collocation - Power, per fused amp			AMTFS	ESPAX	9.19										
	Virtual Collocation - Cable Support Structure, per entrance cable			AMTFS	ESPSX	18.66										
	Virtual Collocation - 2-wire Cross Connects (loop)			UEANL,UEA,UDN,U DC,UAL,UHL,UCL,U EQ, AMTFS, UDL, UNCVX, UNCDX, UNCNX	UEAC2	0.0317	12.32	11.83	6.04	5.45		15.69				
	Virtual Collocation - 4-wire Cross Connects (loop)			UEA,UHL,UCL,UDL, AMTFS, UAL, UDN, UNCVX, UNCDX	UEAC4	0.0634	12.42	11.90	6.40	5.74		15.69				
	Virtual Collocation - 2-Fiber Cross Connects			AMTFS,UDL12, UDLO3, U1T48, U1T12, U1T03, ULDO3, ULD12, ULD48, UDF	CNC2F	2.86	20.94	15.23	7.40	5.93		15.69				
	Virtual Collocation - 4-Fiber Cross Connects			AMTFS,UDL12, UDLO3, U1T48, U1T12, U1T03, ULDO3, ULD12, ULD48, UDF	CNC4F	5.71	25.61	19.90	9.73	8.26		15.69				

COLLOCATION - South Carolina										Attachment: 4		Exhibit: B			
CATEGORY	RATE ELEMENTS	Interim	Zone	BCS	USOC	RATES (\$)				Svc Order Submitted Elec per LSR	Svc Order Submitted Manually per LSR	Incremental Charge - Manual Svc Order vs. Electronic-1st	Incremental Charge - Manual Svc Order vs. Electronic-Add'l	Incremental Charge - Manual Svc Order vs. Electronic-Disc 1st	Incremental Charge - Manual Svc Order vs. Electronic-Disc Add'l
						Rec	Nonrecurring		Nonrecurring Disconnect						
							First	Add'l	First	Add'l	SOMEC	SOMAN	SOMAN	SOMAN	SOMAN
	Virtual collocation - Special Access & UNE,cross-connect per DS1			USL,ULC,AMTFS,ULR,UXTD1,UNC1X,ULDD1,U1TD1,USLEL,UNLD1	CNC1X	1.12	22.08	15.96	6.42	5.80		15.69			
	Virtual collocation - Special Access & UNE, cross-connect per DS3			USL,ULC,AMTFS,U E3,U1TD3,UXTS1,UXTD3,UNC3X,UNCSX,ULDD3,U1TS1,ULDS1,UDLSX,UNLD3	CND3X	14.21	20.94	15.23	7.39	5.93		15.69			
	Virtual Collocation - Co-Carrier Cross Connects - Fiber Cable Support Structure, per linear foot			AMTFS	VE1CB	0.0022									
	Virtual Collocation - Co-Carrier Cross Connects - Copper/Coax Cable Support Structure, per linear ft			AMTFS	VE1CD	0.0033									
	Virtual Collocation - Co-Carrier Cross Connects - Fiber Cable Support Structure,per cable			AMTFS	VE1CC		536.56								
	Virtual Collocation - Co-Carrier Cross Connects - Copper/Coax Cable Support Structure, per cable			AMTFS	VE1CE		536.56								
	Virtual Collocation Cable Records - per request			AMTFS	VE1BA		760.98	489.20	133.29	133.29					
	Virtual Collocation Cable Records - VG/DS0 Cable, per cable record			AMTFS	VE1BB		327.65	327.65	189.54	189.54					
	Virtual Collocation Cable Records - VG/DS0 Cable, per each 100 pair			AMTFS	VE1BC		4.82	4.82	5.91	5.91					
	Virtual Collocation Cable Records - DS1, per T1TIE			AMTFS	VE1BD		2.26	2.26	2.77	2.77					
	Virtual Collocation Cable Records - DS3, per T3TIE			AMTFS	VE1BE		7.90	7.90	9.68	9.68					
	Virtual Collocation Cable Records - Fiber Cable, per 99 fiber records			AMTFS	VE1BF		84.68	84.68	77.30	77.30					
	Virtual collocation - Security Escort - Basic, per half hour			AMTFS	SPTBX		16.96	10.75				15.69			
	Virtual collocation - Security Escort - Overtime, per half hour			AMTFS	SPTOX		22.10	13.89				15.69			
	Virtual collocation - Security Escort - Premium, per half hour			AMTFS	SPTPX		27.23	17.02				15.69			
	Virtual collocation - Maintenance in CO - Basic, per half hour			AMTFS	CTRLX		27.99	10.75				15.69			
	Virtual collocation - Maintenance in CO - Overtime, per half hour			AMTFS	SPTOM		36.56	13.89				15.69			
	Virtual collocation - Maintenance in CO - Premium per half hour			AMTFS	SPTPM		45.12	17.02				15.69			
<b>VIRTUAL COLLOCATION</b>															
	Virtual Collocation - 2-wire Cross Connect, Exchange Port 2-Wire Analog - Res			UEPSR	VE1R2	0.0317	12.32	11.83	6.04	5.45		15.69			
	Virtual Collocation 2-Wire Cross Connect, Exchange Port 2-Wire Line Side PBX Trunk - Bus			UEPSP	VE1R2	0.0317	12.32	11.83	6.04	5.45		15.69			
	Virtual Collocation 2-Wire Cross Connect, Exchange Port 2-Wire Voice Grade PBX Trunk - Res			UEPSE	VE1R2	0.0317	12.32	11.83	6.04	5.45		15.69			
	Virtual Collocation 2-Wire Cross Connect, Exchange Port 2-Wire Analog Bus			UEPSB	VE1R2	0.0317	12.32	11.83	6.04	5.45		15.69			
	Virtual Collocation 2-Wire Cross Connect, Exchnage Port 2-Wire ISDN			UEPSX	VE1R2	0.0317	12.32	11.83	6.04	5.45		15.69			
	Virtual Collocation 2-Wire Cross Connect, Exchange Port 2-Wire ISDN			UEPTX	VE1R2	0.0317	12.32	11.83	6.04	5.45		15.69			
	Virtual Collocation 4-Wire Cross Connect, Exchange Port 4-Wire ISDN DS1			UEPEX	VE1R4	1.12	22.08	15.96	6.42	5.80		15.69			
<b>Note: Rates displaying an "R" in Interim column are interim and subject to rate true-up as set forth in General Terms and Conditions.</b>															

COLLOCATION - Tennessee											Attachment: 4		Exhibit: B		
CATEGORY	RATE ELEMENTS	Interim	Zone	BCS	USOC	RATES (\$)				Svc Order Submitted Elec per LSR	Svc Order Submitted Manually per LSR	Incremental Charge - Manual Svc Order vs. Electronic-1st	Incremental Charge - Manual Svc Order vs. Electronic-Add'l	Incremental Charge - Manual Svc Order vs. Electronic-Disc 1st	Incremental Charge - Manual Svc Order vs. Electronic-Disc Add'l
						Rec	Nonrecurring First	Add'l	Nonrecurring First						
PHYSICAL COLLOCATION															
	Physical Collocation 2-Wire Cross Connect, Exchange Port 2-Wire Analog - Res			UEPSR	PE1R2	0.30	19.20	19.20				20.35	10.54	13.32	1.40
	Physical Collocation 2-Wire Cross Connect, Exchange Port 2-Wire Line Side PBX Trunk - Bus			UEPSP	PE1R2	0.30	19.20	19.20				20.35	10.54	13.32	1.40
	Physical Collocation 2-Wire Cross Connect, Exchange Port 2-Wire Voice Grade PBX Trunk - Res			UEPSE	PE1R2	0.30	19.20	19.20				20.35	10.54	13.32	1.40
	Physical Collocation 2-Wire Cross Connect, Exchange Port 2-Wire Analog - Bus			UEPSB	PE1R2	0.30	19.20	19.20				20.35	10.54	13.32	1.40
	Physical Collocation 2-Wire Cross Connect, Exchange Port 2-Wire ISDN			UEPSX	PE1R2	0.30	19.20	19.20				20.35	10.54	13.32	1.40
	Physical Collocation 2-Wire Cross Connect, Exchange Port 2-Wire ISDN			UEPTX	PE1R2	0.30	19.20	19.20				20.35	10.54	13.32	1.40
	Physical Collocation 4-Wire Cross Connect, Exchange Port 4-Wire ISDN DS1			UEPEX	PE1R4	0.50	19.20	19.20				20.35	10.54	13.32	1.40
PHYSICAL COLLOCATION															
	Physical Collocation - Cageless - Application Fee			CLO	PE1CH		2,633.00	2,633.00							
	Physical Collocation Administrative Only - Application Fee	I		CLO	PE1BL			743.25							
	Physical Collocation - Space Preparation - Firm Order	I		CLO	PE1SJ			1,204.00	1,204.00						
	Physical Collocation - Space Preparation - C.O. Modification per square ft.	I		CLO	PE1SK	2.74									
	Physical Collocation - Space Preparation - Common Systems Modification per square ft. - Cageless	I		CLO	PE1SL	2.95									
	Physical Collocation - Space Preparation - Common Systems Modification per Cage	I		CLO	PE1SM	100.14									
	Physical Collocation - Cageless - Cable Installation Cost, per cable			CLO	PE1ZA		1,749.00								
	Physical Collocation - Cageless - Floor Space, per sq. ft.			CLO	PE1ZB	3.91									
	Physical Collocation - Floor Space per Sq. Ft.	I		CLO	PE1PJ	5.94									
	Physical Collocation - Cageless - Cable Support Structure			CLO	PE1CJ	17.87									
	Physical Collocation - Cable Support Structure, Per Entrance Cable	I		CLO	PE1PM	19.80									
	Physical Collocation - Cageless - Floor Space Power, per Fused Amp			CLO	PE1ZC	6.79									
	Physical Collocation - Power -48V DC Power, per Fused Amp	I		CLO	PE1PL	8.87									
	Physical Collocation - Power Reduction, Application Fee	I		CLO	PE1PR		400.10								
	Physical Collocation - 120V, Single Phase Standby Power Rate	I		CLO	PE1FB	5.60									
	Physical Collocation - 240V, Single Phase Standby Power Rate	I		CLO	PE1FD	11.22									
	Physical Collocation - 120V, Three Phase Standby Power Rate	I		CLO	PE1FE	16.82									
	Physical Collocation - 277V, Three Phase Standby Power Rate	I		CLO	PE1FG	38.84									
	Physical Collocation - 2-Wire Cross-Connects	I		UEANL,UEA,UDN,UDC,UAL,UHL,UCL,U EQ, UDL, UNCVX, UNLDX, UNC NX	PE1P2	0.033	33.82	31.92							
	Physical Collocation - 4-Wire Cross-Connects	I		CLO, UAL, UDL, UDN, UEA, UHL, UNCVX, UNCDX, UCL	PE1P4	0.066	33.94	31.95							

**COLLOCATION - Tennessee**

CATEGORY	RATE ELEMENTS	Interim	Zone	BCS	USOC	RATES (\$)				Svc Order Submitted Elec per LSR	Svc Order Submitted Manually per LSR	Attachment: 4		Exhibit: B		
						Rec	Nonrecurring		Nonrecurring Disconnect			Incremental Charge - Manual Svc Order vs. Electronic-1st	Incremental Charge - Manual Svc Order vs. Electronic-Add'l	Incremental Charge - Manual Svc Order vs. Electronic-Disc 1st	Incremental Charge - Manual Svc Order vs. Electronic-Disc Add'l	
							First	Add'l	First							Add'l
											SOMEc	SOMAN	SOMAN	SOMAN	SOMAN	SOMAN
	Physical Collocation - DS1 Cross-Connects	I		CLO,UEANL,UEQ,WDS1L,WDS1S,USL,U1TD1,UXTD1,UNC1X,ULDD1,USLEL,UNLD1,UDL	PE1P1	1.51	53.27	40.16								
	Physical Collocation - DS3 Cross-Connects	I		CLO,UE3,U1TD3,UXTD3,UXTS1,UNC3X,UNCSX,ULDD3,U1TS1,ULDS1,UNLD3,UDL	PE1P3	19.26	52.37	38.89								
	Physical Collocation - 2-Fiber Cross-Connect	I		CLO,ULDO3,ULD12,ULD48,U1TO3,U1T12,U1T48,UDLO3,UDL12,UDF	PE1F2	15.64	41.56	29.82	12.96	10.34			2.69	2.69	1.56	1.56
	Physical Collocation - Cageless - 2-Fiber Cross-Connect			CLO,ULDO3,ULD12,ULD48,U1TO3,U1T12,U1T48,UDLO3,UDL12,UDF	PE1CK	3.03	41.56	29.82	12.96	10.34						
	Physical Collocation - 4-Fiber Cross-Connect	I		CLO,ULDO3,ULD12,ULD48,U1TO3,U1T12,U1T48,UDLO3,UDL12,UDF	PE1F4	28.11	50.53	38.78	16.97	14.35			2.69	2.69	1.56	1.56
	Physical Collocation - Cageless - 4-Fiber Cross-Connect			CLO,ULDO3,ULD12,ULD48,U1TO3,U1T12,U1T48,UDLO3,UDL12,UDF	PE1CL	6.06	50.53	38.78	16.97	14.35						
	Physical Collocation - Welded Wire Cage - First 100 Sq. Ft.	I		CLO	PE1BW	218.53										
	Physical Collocation - Welded Wire Cage - Add'l 50 Sq. Ft.	I		CLO	PE1CW	21.44										
	Physical Collocation - Security Access System - Security System per Central Office	I		CLO	PE1AX	55.99										
	Physical Collocation - Security Access System - New Access Card Activation, per Card	I		CLO	PE1A1	0.059	55.67	55.67								
	Physical Collocation-Security Access System-Administrative Change, existing Access Card, per Request, per State, per Card			CLO	PE1AA		15.61	15.61								
	Physical Collocation - Security Access System - Replace Lost or Stolen Card, per Card			CLO	PE1AR		45.64	45.64								
	Physical Collocation - Security Access - Initial Key, per Key			CLO	PE1AK		26.24	26.24								
	Physical Collocation - Security Access - Key, Replace Lost or Stolen Key, per Key			CLO	PE1AL		26.24	26.24								
	Physical Collocation - Space Availability Report per premises			CLO	PE1SR		2,027.00	2,154.00								
	POT Bay Arrangements prior to 6/1/99 - 2-Wire Cross-Connect, per cross-connect	I		UEANL,UEA,UDN,U DC,UAL,UHL,UCL,U EQ,CLO,UDL,UNCVX,UNCDX,UNCNX	PE1PE	0.40										
	POT Bay Arrangements prior to 6/1/99 - 4-Wire Cross-Connect, per cross-connect	I		UEANL,UEA,UDN,U DC,UAL,UHL,UCL,U EQ,CLO,USL,UNCVX,UNCDX	PE1PF	1.20										

COLLOCATION - Tennessee										Attachment: 4		Exhibit: B			
CATEGORY	RATE ELEMENTS	Interim	Zone	BCS	USOC	RATES (\$)				Svc Order Submitted Elec per LSR	Svc Order Submitted Manually per LSR	Incremental Charge - Manual Svc Order vs. Electronic-1st	Incremental Charge - Manual Svc Order vs. Electronic-Add'l	Incremental Charge - Manual Svc Order vs. Electronic-Disc 1st	Incremental Charge - Manual Svc Order vs. Electronic-Disc Add'l
						Rec	Nonrecurring First	Add'l	Nonrecurring Disconnect First						
	POT Bay Arrangements prior to 6/1/99 - DS1 Cross-Connect, per cross-connect	I		UEANL,UEA,UDN,U DC,UAL,UHL,UCL,U EQ,CLO,WDS1L,W DS1S, USL, U1TD1, UXTD1, UNC1X, ULDD1, USLEL, UNLD1	PE1PG	1.20									
	POT Bay Arrangements prior to 6/1/99 - DS3 Cross-Connect, per cross-connect	I		UEANL,UEA,UDN,U DC,UAL,UHL,UCL,U EQ,CLO,UE3, U1TD3, UXTD3, UXTS1, UNC3X, UNCSX, ULDD3, U1TS1, ULDS1, UNLD3, UDL, UDLSX	PE1PH	8.00									
	POT Bay Arrangements prior to 6/1/99 - 2-Fiber Cross-Connect, Per Cross-Connect			UEANL,UEA,UDN,U DC,UAL,UHL,UCL,U EQ,CLO, ULDO3, ULD12, ULD48, U1TO3, U1T12, U1T48, UDLO3, UDL12, UDF	PE1B2	38.79									
	POT Bay Arrangements prior to 6/1/99 - 4-Fiber Cross-Connect, per cross-connect			UEANL,UEA,UDN,U DC,UAL,UHL,UCL,U EQ,CLO, ULDO3, ULD12, ULD48, U1TO3, U1T12, U1T48, UDLO3, UDL12, UDF	PE1B4	52.31									
	Physical Collocation - Request Resend of CFA Information, per CLLI	I		CLO	PE1C9										
	Nonrecurring Collocation Cable Records - per request	I		CLO	PE1CR										
	Nonrecurring Collocation Cable Records - VG/DS0 Cable, per cable record	I		CLO	PE1CD										
	Nonrecurring Collocation Cable Records - VG/DS0 Cable, per each 100 pair	I		CLO	PE1CO										
	Nonrecurring Collocation Cable Records - DS1, per T1TIE	I		CLO	PE1C1										
	Nonrecurring Collocation Cable Records - DS3, per T3TIE	I		CLO	PE1C3										
	Nonrecurring Collocation Cable Records - Fiber Cable, per 99 fiber records	I		CLO	PE1CB										
	Physical Collocation - Cageless - Security Escort - Basic, per Half Hour			CLO	PE1ZM										
	Physical Collocation - Cageless - Security Escort - Overtime, per Half Hour			CLO	PE1ZN										
	Physical Collocation - Cageless - Security Escort - Premium, per Half Hour			CLO	PE1ZO										
	Physical Collocation - Security Escort - Basic, per Half Hour			CLO,CLORS	PE1BT										
	Physical Collocation - Security Escort - Overtime, per Half Hour			CLO,CLORS	PE1OT										
	Physical Collocation - Security Escort - Premium, per Half Hour			CLO,CLORS	PE1PT										
	V to P Conversion, Per Customer Request-Voice Grade	I		CLO	PE1BV										
	V to P Conversion, Per Customer Request-DS0	I		CLO	PE1BO										
	V to P Conversion, Per Customer Request-DS1	I		CLO	PE1B1										
	V to P Conversion, Per Customer request-DS3	I		CLO	PE1B3										
	V to P Conversion, Per Customer Request per VG Circuit Reconfigured	I		CLO	PE1BR										
	V to P Conversion, Per Customer Request per DS0 Circuit Reconfigured	I		CLO	PE1BP										



**COLLOCATION - Tennessee**

CATEGORY	RATE ELEMENTS	Interim	Zone	BCS	USOC	RATES (\$)				Svc Order Submitted Elec per LSR	Svc Order Submitted Manually per LSR	Attachment: 4		Exhibit: B		
						Rec	Nonrecurring		Nonrecurring Disconnect			Incremental Charge - Manual Svc Order vs. Electronic-1st	Incremental Charge - Manual Svc Order vs. Electronic-Add'l	Incremental Charge - Manual Svc Order vs. Electronic-Disc 1st	Incremental Charge - Manual Svc Order vs. Electronic-Disc Add'l	
							First	Add'l	First							Add'l
										SOME C	SOMAN	SOMAN	SOMAN	SOMAN	SOMAN	
	V to P Conversion, Per Customer Request per DS1 Circuit Reconfigured	I		CLO	PE1BS		33.00									
	V to P Conversion, Per Customer Request per DS3 Circuit Reconfigured	I		CLO	PE1BE		37.00									
	V to P Conversion, Cable Pairs Assigned to Collo Space per 700 prs or fraction thereof	I		CLO	PE1B7		592.00									
	Physical Caged Collocation-App Cost(initial & sub)-Planning, per request			CLO	PE1AC	16.16	2,903.66	2,903.66								
	Physical Caged Collocation-Space Prep-Grounding, per location			CLO	PE1BB	4.32										
	Physical Caged Collocation-Space Prep-Power Delivery, per 40 amp Feed			CLO	PE1SN		142.40									
	Physical Caged Collocation-Space Prep-Power Delivery, per 100 amp Feed			CLO	PE1SO		185.72									
	Physical Caged Collocation-Space Prep-Power Delivery, per 200 amp Feed			CLO	PE1SP		242.05									
	Physical Caged Collocation-Space Enclosure-Cage Preparation, per first 100 sq. ft.			CLO	PE1S1	110.97										
	Physical Caged Collocation-Space Enclosure-Cage Preparation2, per add'l 50 sq. ft.			CLO	PE1S5	55.49										
	Physical Caged collocation-Cable Installation-Entrance Fiber Structure, interduct per ft.			CLO	PE1CP	0.0156										
	Physical Caged Collocation-Cable Installation-Entrance Fiber, per cable			CLO	PE1CQ	2.56	944.27									
	Physical Caged Collocation-Floor Space-Land & Buildings, per sq. ft.			CLO	PE1FS	5.94										
	Physical Caged Collocation-Cable Support Structure-Cable Racking, per entrance cable			CLO	PE1CS	21.47										
	Physical Caged Collocation-Power-Power Construction, per amp DC plant			CLO	PE1PN	3.55										
	Physical Caged Collocation-Power-Power Consumption,per amp AC usage			CLO	PE1PO	2.03										
	Physical Caged Collocation-2-wire Cross Connects-Voice Grade ckt, per ckt.			CLO	PE12C	0.0475	7.68									
	Physical Caged Collocation-4-wire Cross Connects-Voice Grade Ckts, per ckt.			CLO	PE14C	0.0475	7.68									
	Physical Caged Collocation-DS1 Cross Connects-connection to DCS, per ckt.			CLO	PE11S	7.68	41.65									
	Physical Caged Collocation-DS1 Cross Connects-Connection to DSX, per ckt.			CLO	PE11X	0.38	41.65									
	Physical Caged Collocation-DS3 Cross Connects-Connection to DCS, per ckt.			CLO	PE13S	53.96	298.03									
	Physical Caged Collocation-DS3 Cross Connects-Connection to DSX, per ckt.			CLO	PE13X	9.32	298.03									
	Physical Caged Collocation-Security Access-Access Cards, per 5 Cards			CLO	PE1A2		76.10									
	Physical Collocation - Co-Carrier Cross Connects - Fiber Cable Support Structure, per cable, per linear ft.			CLO,UDF	PE1ES	0.0013										
	Physical Collocation - Cageless - Co-Carrier Cross Connects - Fiber Cable Support Structure, per linear ft.			CLO	PE1ZH	0.0031										
	Physical Collocation - Cageless - Co-Carrier Cross Connects-Fiber Cable Support Structure, per cable			CLO	PE12K		555.03									
	Physical Collocation - Co-Carrier Cross Connects - Copper/Coax Cable Support Structure, per cable, per lin. ft.			CLO	PE1DS	0.0019										
	Physical Collocation - Cageless - Co-Carrier Cross Connects - Copper/Coax Cable Support Structure, per linear ft.			CLO	PE1ZJ	0.0045										
	Physical Collocation - Cageless - Co-Carrier Cross Connects - Copper/Coax Cable Support Structure, per cable			CLO	PE1ZL		555.03									

COLLOCATION - Tennessee										Attachment: 4		Exhibit: B							
CATEGORY	RATE ELEMENTS	Interim	Zone	BCS	USOC	RATES (\$)				Svc Order Submitted Elec per LSR	Svc Order Submitted Manually per LSR	Incremental Charge - Manual Svc Order vs. Electronic-1st	Incremental Charge - Manual Svc Order vs. Electronic-Add'l	Incremental Charge - Manual Svc Order vs. Electronic-Disc 1st	Incremental Charge - Manual Svc Order vs. Electronic-Disc Add'l				
						Rec	Nonrecurring First	Add'l	Nonrecurring Disconnect First							Add'l	OSS Rates (\$)		
													SOMEc	SOMAN	SOMAN	SOMAN	SOMAN	SOMAN	
	Physical Collocation - Co-Carrier Cross Connects Only - Application Fee, per application			CLO	PE1DT		585.09												
<b>ADJACENT COLLOCATION</b>																			
	Adjacent Collocation - Space Charge per Sq. Ft.			CLOAC	PE1JA	0.0656													
	Adjacent Collocation - Electrical Facility Charge per Linear Ft.			CLOAC	PE1JC	5.53													
	Adjacent Collocation - 2-Wire Cross-Connects			CLOAC	PE1P2	0.34	11.12	10.18	11.33	10.23		1.77	1.77		1.12	1.12			
	Adjacent Collocation - 4-Wire Cross-Connects			UEA,UHL,UDL,UCL,CLOAC	PE1P4	0.33	11.30	10.31	11.62	10.44		1.77	1.77		1.12	1.12			
	Adjacent Collocation - DS1 Cross-Connects			USL,CLOAC	PE1P1	1.70	28.39	16.88	11.65	10.54		1.77	1.77		1.12	1.12			
	Adjacent Collocation - DS3 Cross-Connects			CLOAC	PE1P3	19.03	26.23	15.51	13.40	10.77		1.77	1.77		1.12	1.12			
	Adjacent Collocation - 2-Fiber Cross-Connect			CLOAC	PE1F2	3.49	26.23	15.51	13.41	10.78		1.77	1.77		1.12	1.12			
	Adjacent Collocation - 4-Fiber Cross-Connect			CLOAC	PE1F4	6.50	29.75	19.02	17.60	14.97		1.77	1.77		1.12	1.12			
	Adjacent Collocation - Application Fee			CLOAC	PE1JB		2,973.00												
	Adjacent Collocation - 120V, Single Phase Standby Power Rate per AC Breaker Amp			CLOAC	PE1FB	5.81													
	Adjacent Collocation - 240V, Single Phase Standby Power Rate per AC Breaker Amp			CLOAC	PE1FD	11.64													
	Adjacent Collocation - 120V, Three Phase Standby Power Rate per AC Breaker Amp			CLOAC	PE1FE	17.45													
	Adjacent Collocation - 277V, Three Phase Standby Power Rate per AC Breaker Amp			CLOAC	PE1FG	40.30													
<b>PHYSICAL COLLOCATION IN THE REMOTE SITE</b>																			
	Physical Collocation in the Remote Site - Application Fee			CLOAC	PE1RA		580.20		312.76										
	Cabinet Space in the Remote Site per Bay/ Rack			CLOAC	PE1RB	220.41													
	Physical Collocation in the Remote Site - Security Access - Key Report per Premises Requested			CLOAC	PE1RD		24.69												
	Physical Collocation in the Remote Site - Space Availability Report per Premises Requested			CLOAC	PE1SR		218.49												
	Physical Collocation in the Remote Site - Remote Site CLLI Code Request, per CLLI Code Requested			CLOAC	PE1RE		70.81												
	Remote Site DLEC Data (BRSD), per Compact Disk, per CO			CLOAC	PE1RR		234.15												
<b>PHYSICAL COLLOCATION IN THE REMOTE SITE - ADJACENT</b>																			
	Remote Site-Adjacent Collocation - AC Power, per breaker amp			CLOAC	PE1RS	6.27													
	Remote Site-Adjacent Collocation - Real Estate, per square foot			CLOAC	PE1RT	0.134													
	Remote Site-Adjacent Collocation-Application Fee			CLOAC	PE1RU		755.62	755.62											
<b>NOTE: If Security Escort and/or Add'l Engineering Fees become necessary for remote site collocation, the Parties will negotiate appropriate rates.</b>																			
<b>VIRTUAL COLLOCATION</b>																			
	Virtual Collocation - Application Fee			AMTFS	EAF		2,633.00	2,633.00				2.07	2.81	0.67	1.41				
	Virtual Collocation - Cable Installation Cost, per cable			AMTFS	ESPCX		1,749.00	1,749.00				2.07	2.81	0.67	1.41				
	Virtual Collocation - Floor Space, per sq. ft.			AMTFS	ESPVX	3.91													
	Virtual Collocation - Power, per fused amp			AMTFS	ESPAV	6.79													
	Virtual Collocation - Cable Support Structure, per entrance cable			AMTFS	ESPSX	17.87													
	Virtual Collocation - 2-wire Cross Connects (loop)			UEANL,UEA,UDN,U DC,UAL,UHL,UCL,U EQ,AMTFS,UDL,UNCVX,UNCDCX,UNCNX	UEAC2	0.57	11.62	9.90	10.38	8.66		2.07	2.81	0.67	1.41				
	Virtual Collocation - 4-wire Cross Connects (loop)			UEA,UHL,UCL,UDL,AMTFS,UAL,UDN,UNCVX,UNCDCX	UEAC4	0.57	11.81	10.04	10.44	8.67		2.07	2.81	0.67	1.41				
	Virtual Collocation - 2-Fiber Cross Connects			AMTFS,UDL12,UDLO3,U1T48,U1T12,U1T03,ULDO3,ULD12,ULD48,UDF	CNC2F	3.03	41.56	29.82	12.96	10.34		2.69	2.69	1.56	1.56				

**COLLOCATION - Tennessee**

COLLOCATION - Tennessee										Attachment: 4		Exhibit: B				
CATEGORY	RATE ELEMENTS	Interim	Zone	BCS	USOC	RATES (\$)				Svc Order Submitted Elec per LSR	Svc Order Submitted Manually per LSR	Incremental Charge - Manual Svc Order vs. Electronic-1st	Incremental Charge - Manual Svc Order vs. Electronic-Add'l	Incremental Charge - Manual Svc Order vs. Electronic-Disc 1st	Incremental Charge - Manual Svc Order vs. Electronic-Disc Add'l	
						Rec	Nonrecurring First	Add'l	Nonrecurring Disconnect First							Add'l
	Virtual Collocation - 4-Fiber Cross Connects			AMTFS,UDL12,UDLO3,U1T48,U1T12,U1T03,ULDO3,ULD12,ULD48,UDF	CNC4F	6.06	50.53	38.78	16.97	14.35			2.69	2.69	1.56	1.56
	Virtual collocation - Special Access & UNE, cross-connect per DS1			USL,ULC,AMTFS,ULR,UXTD1,UNC1X,ULDD1,U1TD1,USLEL,UNLD1	CNC1X	1.32	32.22	17.76	10.46	8.75			2.07	2.81	0.67	1.41
	Virtual collocation - Special Access & UNE, cross-connect per DS3			USL,ULC,AMTFS,U E3,U1TD3,UXTS1,UXTD3,UNC3X,UNCSX,ULDD3,U1TS1,ULDS1,UDLSX,UNLD3	CND3X	12.32	29.97	16.30	12.03	8.99			2.07	2.81	0.67	1.41
	Virtual Collocation - Co-Carrier Cross Connects - Fiber Cable Support Structure, per linear foot			AMTFS	VE1CB	0.0031										
	Virtual Collocation - Co-Carrier Cross Connects - Copper/Coax Cable Support Structure, per linear ft			AMTFS	VE1CD	0.0045										
	Virtual Collocation - Co-Carrier Cross Connects - Fiber Cable Support Structure,per cable			AMTFS	VE1CC		555.03						2.07	2.81	0.67	1.41
	Virtual Collocation - Co-Carrier Cross Connects - Copper/Coax Cable Support Structure, per cable			AMTFS	VE1CE		555.03						2.07	2.81	0.67	1.41
	Virtual Collocation Cable Records - per request			AMTFS	VE1BA		1,711.00									
	Virtual Collocation Cable Records - VG/DS0 Cable, per cable record			AMTFS	VE1BB		925.06									
	Virtual Collocation Cable Records - VG/DS0 Cable, per each 100 pair			AMTFS	VE1BC		18.05	18.05								
	Virtual Collocation Cable Records - DS1, per T1TIE			AMTFS	VE1BD		8.45	8.45								
	Virtual Collocation Cable Records - DS3, per T3TIE			AMTFS	VE1BE		29.57	29.57								
	Virtual Collocation Cable Records - Fiber Cable, per 99 fiber records			AMTFS	VE1BF		279.42	279.42								
	Virtual collocation - Security Escort - Basic, per half hour			AMTFS	SPTBX		33.15	20.44				2.07	2.81	0.67	1.41	
	Virtual collocation - Security Escort - Overtime, per half hour			AMTFS	SPTOX		41.50	25.61				2.07	2.81	0.67	1.41	
	Virtual collocation - Security Escort - Premium, per half hour			AMTFS	SPTPX		49.86	30.79				2.07	2.81	0.67	1.41	
	Virtual collocation - Maintenance in CO - Basic, per half hour			AMTFS	CTRLX		30.64	30.64				2.07	2.81	0.67	1.41	
	Virtual collocation - Maintenance in CO - Overtime, per half hour			AMTFS	SPTOM		35.77	35.77				2.07	2.81	0.67	1.41	
	Virtual collocation - Maintenance in CO - Premium per half hour			AMTFS	SPTPM		40.90	40.90				2.07	2.81	0.67	1.41	
<b>VIRTUAL COLLOCATION</b>																
	Virtual Collocation - 2-wire Cross Connect, Exchange Port 2-Wire Analog - Res			UEPSR	VE1R2	0.30	19.20	19.20				20.35	10.54	13.32	1.40	
	Virtual Collocation 2-Wire Cross Connect, Exchange Port 2-Wire Line Side PBX Trunk - Bus			UEPSP	VE1R2	0.30	19.20	19.20				20.35	10.54	13.32	1.40	
	Virtual Collocation 2-Wire Cross Connect, Exchange Port 2-Wire Voice Grade PBX Trunk - Res			UEPSE	VE1R2	0.30	19.20	19.20				20.35	10.54	13.32	1.40	
	Virtual Collocation 2-Wire Cross Connect, Exchange Port 2-Wire Analog Bus			UEPSB	VE1R2	0.30	19.20	19.20				20.35	10.54	13.32	1.40	
	Virtual Collocation 2-Wire Cross Connect, Exchnage Port 2-Wire ISDN			UEPSX	VE1R2	0.30	19.20	19.20				20.35	10.54	13.32	1.40	
	Virtual Collocation 2-Wire Cross Connect, Exchange Port 2-Wire ISDN			UEPTX	VE1R2	0.30	19.20	19.20				20.35	10.54	13.32	1.40	
	Virtual Collocation 4-Wire Cross Connect, Exchange Port 4-Wire ISDN DS1			UEPEX	VE1R4	0.50	19.20	19.20				20.35	10.54	13.32	1.40	

Note: Rates displaying an "R" in Interim column are interim and subject to rate true-up as set forth in General Terms and Conditions.

## **Attachment 5**

### **Access to Numbers and Number Portability**

**TABLE OF CONTENTS**

**1. NON-DISCRIMINATORY ACCESS TO TELEPHONE NUMBERS..... 3**

**2. LOCAL SERVICE PROVIDER NUMBER PORTABILITY - PERMANENT SOLUTION (LNP)..... 3**

**3. OPERATIONAL SUPPORT SYSTEM (OSS) RATES..... 4**

## **ACCESS TO NUMBERS AND NUMBER PORTABILITY**

### **1. NON-DISCRIMINATORY ACCESS TO TELEPHONE NUMBERS**

- 1.1 During the term of this Agreement, where South Georgia Pre-Paid is utilizing its own switch, South Georgia Pre-Paid shall contact the North American Numbering Plan Administrator, NeuStar, for the assignment of numbering resources. In order to be assigned a Central Office Code, South Georgia Pre-Paid will be required to complete the Central Office Code (NXX) Assignment Request and Confirmation Form (Code Request Form) in accordance with Industry Numbering Committee's Central Office Code (NXX) Assignment Guidelines (INC 95-0407-008).
- 1.2 Where BellSouth provides local switching or resold services to South Georgia Pre-Paid, BellSouth will provide South Georgia Pre-Paid with on-line access to intermediate telephone numbers as defined by applicable FCC rules and regulations on a first come first served basis. South Georgia Pre-Paid acknowledges that such access to numbers shall be in accordance with the appropriate FCC rules and regulations. South Georgia Pre-Paid acknowledges that there may be instances where there is a shortage of telephone numbers in a particular rate center; and in such instances, BellSouth may request that South Georgia Pre-Paid return unused intermediate numbers to BellSouth. South Georgia Pre-Paid shall return unused intermediate numbers to BellSouth upon BellSouth's request. BellSouth shall make all such requests on a nondiscriminatory basis.
- 1.3 BellSouth will allow South Georgia Pre-Paid to designate up to 100 intermediate telephone numbers per rate center for South Georgia Pre-Paid's sole use. Assignment, reservation and use of telephone numbers shall be governed by applicable FCC rules and regulations. South Georgia Pre-Paid acknowledges that there may be instances where there is a shortage of telephone numbers in a particular rate center and BellSouth has the right to limit access to blocks of intermediate telephone numbers. These instances include: 1) where jeopardy status has been declared by the North American Numbering Plan (NANP) for a particular Numbering Plan Area (NPA); or 2) where a rate center has less than six months supply of numbering resources.

### **2. LOCAL SERVICE PROVIDER NUMBER PORTABILITY - PERMANENT SOLUTION (LNP)**

- 2.1 The Parties will offer Number Portability in accordance with rules, regulations and guidelines adopted by the Commission, the FCC and industry fora.
- 2.2 End User Line Charge. Where South Georgia Pre-Paid subscribes to BellSouth's local switching, BellSouth shall bill and South Georgia Pre-Paid shall pay the end

user line charge associated with implementing LNP as set forth in BellSouth's FCC Tariff No. 1. This charge is not subject to the resale discount set forth in Attachment 1 of this Agreement.

- 2.3 To limit service outage, BellSouth and South Georgia Pre-Paid will adhere to the process flows and cutover guidelines for porting numbers as outlined in the LNP Reference Guide, as amended from time to time. The LNP Reference Guide, incorporated herein by reference, is accessible via the Internet at the following site: <http://www.interconnection.bellsouth.com>. All intervals referenced in the LNP Reference Guide shall apply to both BellSouth and South Georgia Pre-Paid.
- 2.4 The Parties will set Location Routing Number (LRN) unconditional or 10-digit triggers where applicable. Where triggers are set, the porting Party will remove the ported number at the same time the trigger is removed.
- 2.5 A trigger order is a service order issued in advance of the porting of a number. A trigger order 1) initiates call queries to the AIN SS7 network in advance of the number being ported; and 2) provides for the new service provider to be in control of when a number ports.
- 2.6 Where triggers are not set, the Parties shall coordinate the porting of the number between service providers so as to minimize service interruptions to the end user.
- 2.7 BellSouth and South Georgia Pre-Paid will work cooperatively to implement changes to LNP process flows ordered by the FCC or as recommended by standard industry forums addressing LNP.

### **3. OPERATIONAL SUPPORT SYSTEM (OSS) RATES**

- 3.1 The terms, conditions and rates for OSS are as set forth in Attachment 2.

**Attachment 6**  
**Pre-Ordering, Ordering, Provisioning,**  
**Maintenance and Repair**



**TABLE OF CONTENTS**

1. QUALITY OF PRE-ORDERING, ORDERING, PROVISIONING, MAINTENANCE AND REPAIR ... 3

2. ACCESS TO OPERATIONS SUPPORT SYSTEMS ..... 3

3. MISCELLANEOUS ..... 5

## **PRE-ORDERING, ORDERING, PROVISIONING, MAINTENANCE AND REPAIR**

### **1. QUALITY OF PRE-ORDERING, ORDERING, PROVISIONING, MAINTENANCE AND REPAIR**

1.1 BellSouth shall provide pre-ordering, ordering, provisioning, and maintenance and repair services to South Georgia Pre-Paid that are equivalent to the pre-ordering, ordering, provisioning, and maintenance and repair services BellSouth provides to itself or any other CLEC where technically feasible. The guidelines for pre-ordering, ordering, provisioning, and maintenance and repair are set forth in the various guides and business rules, as appropriate, and as they are amended from time to time during this Agreement. The guides and business rules are found at <http://www.interconnection.bellsouth.com> and are incorporated herein by reference.

1.2 For purposes of this Agreement, BellSouth's regular working hours for provisioning are defined as follows:

Monday – Friday – 8:00 a.m. – 5:00 p.m. (Excluding Holidays)  
(Resale/UNE non-coordinated,  
coordinated orders and order  
coordinated-time specific)  
Saturday - 8:00 a.m. – 5:00 p.m. (Excluding Holidays)  
(Resale/UNE non-coordinated  
orders)

1.2.1 The above hours represent the hours, either Eastern or Central Time, of the location where the physical work is being performed.

1.2.2 To the extent South Georgia Pre-Paid requests provisioning of service to be performed outside BellSouth's regular working hours, or the work so requested requires BellSouth's technicians or Project Manager to work outside of regular working hours, overtime billing charges shall apply. Notwithstanding the foregoing, if such work is performed outside of regular working hours by a BellSouth technician or Project Manager during his or her scheduled shift and BellSouth does not incur any overtime charges in performing the work on behalf of South Georgia Pre-Paid, BellSouth will not assess South Georgia Pre-Paid additional charges beyond the rates and charges specified in this Agreement.

### **2. ACCESS TO OPERATIONS SUPPORT SYSTEMS**

2.1 BellSouth shall provide South Georgia Pre-Paid access to operations support systems ("OSS") functions for pre-ordering, ordering, provisioning, maintenance and repair, and billing. BellSouth shall provide access to the OSS through manual and/or electronic interfaces as described in this Attachment. It is the sole

responsibility of South Georgia Pre-Paid to obtain the technical capability to access and utilize BellSouth's OSS interfaces. Specifications for South Georgia Pre-Paid's access and use of BellSouth's electronic interfaces are set forth at [www.interconnection.bellsouth.com](http://www.interconnection.bellsouth.com) and are incorporated herein by reference.

- 2.1.1 Pre-Ordering. In accordance with FCC and Commission rules and orders, BellSouth will provide electronic access to the following pre-ordering functions: service address validation, telephone number selection, service and feature availability, due date information, customer record information and loop makeup information. Access is provided through the Local Exchange Navigation System (LENS) interface and the Telecommunications Access Gateway (TAG) interface. Customer record information includes customer specific information in CRIS and RSAG. South Georgia Pre-Paid shall provide to BellSouth access to customer record information including circuit numbers associated with each telephone number where applicable. South Georgia Pre-Paid shall provide such information within four (4) hours after request via electronic access where available. If electronic access is not available, South Georgia Pre-Paid shall provide to BellSouth paper copies of customer record information including circuit numbers associated with each telephone number where applicable. If BellSouth requests the information before noon, the customer record information shall be provided the same day. If BellSouth requests the information after noon, the customer record information shall be provided by noon the following day.
- 2.1.2 The Parties agree not to view, copy, or otherwise obtain access to the customer record information of any customer without that customer's permission. South Georgia Pre-Paid will obtain access to customer record information only in strict compliance with applicable laws, rules, or regulations of the state in which the service is provided. BellSouth reserves the right to audit South Georgia Pre-Paid's access to customer record information. If a BellSouth audit of South Georgia Pre-Paid's access to customer record information reveals that South Georgia Pre-Paid is accessing customer record information without having obtained the proper End User authorization, BellSouth upon reasonable notice to South Georgia Pre-Paid may take corrective action, including but not limited to suspending or terminating South Georgia Pre-Paid's electronic access to BellSouth's OSS functionality. All such information obtained through an audit shall be deemed Information covered by the Proprietary and Confidential Information section in the General Terms and Conditions of this Agreement.
- 2.1.3 Service Ordering. BellSouth will make available the Electronic Data Interchange (EDI) interface and the TAG ordering interface for the purpose of exchanging order information, including order status and completion notification, for non-complex and certain complex resale requests and certain network elements. South Georgia Pre-Paid may integrate the EDI interface or the TAG ordering interface with the TAG pre-ordering interface. In addition, BellSouth will provide integrated pre-ordering and ordering capability through the LENS interface for non-complex and certain complex resale service requests and certain network element requests.

- 2.1.4 Maintenance and Repair. South Georgia Pre-Paid may report and monitor service troubles and obtain repair services from BellSouth via electronic interfaces. BellSouth provides several options for electronic trouble reporting. For exchange services, BellSouth will offer South Georgia Pre-Paid non-discriminatory access to the Trouble Analysis Facilitation Interface (TAFI). In addition, BellSouth will offer an industry standard, machine-to-machine Electronic Communications Trouble Administration (ECTA) Gateway interface. For designed services, BellSouth will provide non-discriminatory trouble reporting via the ECTA Gateway. BellSouth will provide South Georgia Pre-Paid an estimated time to repair, an appointment time or a commitment time, as appropriate, on trouble reports. Requests for trouble repair will be billed in accordance with the provisions of this Attachment. BellSouth and South Georgia Pre-Paid agree to adhere to BellSouth's Operational Understanding, as amended from time to time during this Agreement and as incorporated herein by reference. The Operational Understanding may be accessed via the Internet at <http://www.interconnection.bellsouth.com>.
- 2.2 Change Management. BellSouth provides a collaborative process for change management of the electronic interfaces through the Change Control Process (CCP). Guidelines for this process are set forth in the CCP document as amended from time to time during this Agreement. The CCP document may be accessed via the Internet at <http://www.interconnection.bellsouth.com>.
- 2.3 BellSouth's Versioning Policy for Electronic Interfaces. BellSouth's Versioning Policy is part of the Change Control Process (CCP). Pursuant to the CCP, BellSouth will issue new software releases for new industry standards for its EDI and TAG electronic interfaces. The Versioning Policy, including the appropriate notification to South Georgia Pre-Paid, is set forth in the CCP document as amended from time to time during this Agreement. The CCP document may be accessed via the Internet at <http://www.interconnection.bellsouth.com>.
- 2.4 Rates. Charges for use of OSS shall be as set forth in Attachments 1 and 2 of this Agreement and are incorporated herein by reference.

### **3. MISCELLANEOUS**

- 3.1 Pending Orders. Orders placed in the hold or pending status by South Georgia Pre-Paid will be held for a maximum of thirty (30) days from the date the order is placed on hold. After such time, South Georgia Pre-Paid shall be required to submit a new service request. Incorrect or invalid requests returned to South Georgia Pre-Paid for correction or clarification will be held for thirty (30) days. If South Georgia Pre-Paid does not return a corrected request within thirty (30) days, BellSouth will cancel the request.
- 3.2 Single Point of Contact. South Georgia Pre-Paid will be the single point of contact with BellSouth for ordering activity for network elements and other services used by South Georgia Pre-Paid to provide services to its end users,

except that BellSouth may accept a request directly from another CLEC, or BellSouth, acting with authorization of the affected end user. South Georgia Pre-Paid and BellSouth shall each execute a blanket letter of authorization with respect to customer requests so that prior proof of end-user authorization will not be necessary with every request. The Parties shall each be entitled to adopt their own internal processes for verification of customer authorization for requests, provided, however, that such processes shall comply with applicable state and federal law including, until superseded, the FCC guidelines and orders applicable to Presubscribed Interexchange Carrier (PIC) changes, including Un-PIC. Pursuant to a request from another carrier, BellSouth may disconnect any network element being used by South Georgia Pre-Paid to provide service to that end user and may reuse such network elements or facilities to enable such other carrier to provide service to the end user. BellSouth will notify South Georgia Pre-Paid that such a request has been processed but will not be required to notify South Georgia Pre-Paid in advance of such processing.

- 3.2.1 Neither BellSouth nor South Georgia Pre-Paid shall prevent or delay an end-user from migrating to another carrier because of unpaid bills, denied service, or contract terms.
- 3.2.2 BellSouth shall provide access to customer service records (CSRs), Firm Order Confirmations (FOCs) and Local Service Request rejects within the intervals set forth in Attachment 9 of this Agreement.
- 3.2.3 South Georgia Pre-Paid shall return a FOC to BellSouth within thirty-six (36) hours after South Georgia Pre-Paid's receipt from BellSouth of a valid LSR.
- 3.2.4 South Georgia Pre-Paid shall provide a Reject Response to BellSouth within twenty-four (24) hours after BellSouth's submission of an LSR which is incomplete or incorrectly formatted.
- 3.3 Use of Facilities. When a customer of South Georgia Pre-Paid elects to discontinue service and to transfer service to another local exchange carrier, including BellSouth, BellSouth shall have the right to reuse the facilities provided to South Georgia Pre-Paid by BellSouth. In addition, where BellSouth provides local switching, BellSouth may disconnect and reuse facilities when the facility is in a denied state and BellSouth has received a request to establish new service or transfer of service from a customer or a customer's CLEC at the same address served by the denied facility. BellSouth will notify South Georgia Pre-Paid that such a request has been processed after the disconnect order has been completed.
- 3.4 Contact Numbers. The Parties agree to provide one another with toll-free nationwide (50 states) contact numbers for the purpose of ordering, provisioning and maintenance of services.
- 3.5 Subscription Functions. In cases where BellSouth performs subscription functions for an interexchange carrier ("IXC") (i.e. PIC and LPIC changes via Customer

Account Record Exchange (CARE)), BellSouth will provide the affected IXCs with the Operating Company Number (OCN) of the local provider for the purpose of obtaining end user billing account and other end user information required under subscription requirements.

- 3.6 Cancellation Charges. If South Georgia Pre-Paid cancels a request for network elements or other services, any costs incurred by BellSouth in conjunction with the provisioning of that request will be recovered in accordance with BellSouth's Private Line Tariff or BellSouth's FCC No. 1 Tariff, Section 5.4, as applicable. Notwithstanding the foregoing, if South Georgia Pre-Paid places an LSR based upon BellSouth's loop makeup information, and such information is inaccurate resulting in the inability of BellSouth to provision the network elements or services requested in accordance with the transmission characteristics of the network elements or services requested, cancellation charges described in this Section shall not apply. Where South Georgia Pre-Paid places a single LSR for multiple network elements or services based upon loop makeup information, and information as to some, but not all, of the network elements or services is inaccurate, if BellSouth cannot provision the network elements or services that were the subject of the inaccurate loop makeup information, South Georgia Pre-Paid may cancel its request for those network elements or services without incurring cancellation charges as described in this Section. In such instance, should South Georgia Pre-Paid elect to cancel the entire LSR, cancellation charges as described in this Section shall apply to those elements and services that were not the subject of inaccurate loop makeup.
- 3.7 Service Date Advancement Charges (a.k.a. Expedites). For Service Date Advancement requests by South Georgia Pre-Paid, Service Date Advancement charges will apply for intervals less than the standard interval as outlined in the BellSouth Product and Services Interval Guide. The charges as outlined in BellSouth's FCC No. 1 Tariff, Section 5, will apply as applicable.

**Attachment 7**  
**Billing**

**TABLE OF CONTENTS**

**1. PAYMENT AND BILLING ARRANGEMENTS..... 3**

**2. BILLING DISPUTES..... 7**

**3. RAO HOSTING..... 8**

**4. OPTIONAL DAILY USAGE FILE ..... 11**

**5. ACCESS DAILY USAGE FILE ..... 14**

**6. ENHANCED OPTIONAL DAILY USAGE FILE (EODUF) ..... 16**

**Rates.....Exhibit A**



## BILLING

### 1. PAYMENT AND BILLING ARRANGEMENTS

The terms and conditions set forth in this Attachment shall apply to all services ordered and provisioned pursuant to this Agreement.

- 1.1 **Billing.** BellSouth will bill through the Carrier Access Billing System (CABS), Integrated Billing System (IBS) and/or the Customer Records Information System (CRIS) depending on the particular service(s) provided to South Georgia Pre-Paid under this Agreement. BellSouth will format all bills in Carrier Billing Output Specification (CBOS) Standard or CLUB/EDI format, depending on the type of service provided. For those services where standards have not yet been developed, BellSouth's billing format will change as necessary when standards are finalized by the applicable industry forum.
  - 1.1.1 For any service(s) BellSouth receives from South Georgia Pre-Paid, South Georgia Pre-Paid shall bill BellSouth in CBOS format.
  - 1.1.2 Any switched access charges associated with interexchange carrier access to the resold local exchange lines will be billed by, and due to BellSouth.
  - 1.1.3 BellSouth will render bills each month for lines on established bill days for each of South Georgia Pre-Paid's accounts. If either Party requests multiple billing media or additional copies of the bills, the Billing Party will provide these at a reasonable cost.
  - 1.1.4 BellSouth will bill South Georgia Pre-Paid in advance for all services to be provided during the ensuing billing period except charges associated with service usage and nonrecurring charges, which will be billed in arrears.
    - 1.1.4.1 For resold services, charges will be calculated on an individual End User account level, including, if applicable, any charge for usage or usage allowances. BellSouth will also bill South Georgia Pre-Paid, and South Georgia Pre-Paid will be responsible for and remit to BellSouth, all charges applicable to resold services including but not limited to 911 and E911 charges, End Users common line charges, federal subscriber line charges, telecommunications relay charges (TRS), and franchise fees, unless otherwise ordered by a Commission.
  - 1.1.5 BellSouth will not perform billing and collection services for South Georgia Pre-Paid as a result of the execution of this Agreement. All requests for billing services should be referred to the appropriate entity or operational group within BellSouth.
  - 1.1.6 In the event that this Agreement or an amendment to this Agreement effects a rate change to recurring rate elements that are billed in advance, BellSouth will make an adjustment to such recurring rates billed in advance and at the previously effective

rate. The adjustment shall reflect billing at the new rates from the Effective Date of the Agreement or amendment.

- 1.2 Establishing Accounts. After submitting a credit profile and deposit, if required, and after receiving certification as a local exchange carrier from the appropriate regulatory agency, South Georgia Pre-Paid will provide the appropriate BellSouth advisory team/local contract manager the necessary documentation to enable BellSouth to establish accounts for Local Interconnection, Network Elements and Other Services, Collocation and/or resold services. Such documentation shall include the Application for Master Account, if applicable, proof of authority to provide telecommunications services, the appropriate Operating Company Number (OCN) for each state as assigned by the National Exchange Carriers Association (NECA), Carrier Identification Code (CIC), Access Customer Name and Abbreviation (ACNA), Blanket Letter of Authorization (“LOA”), Misdirected Number form, and a tax exemption certificate, if applicable. Notwithstanding anything to the contrary in this Agreement, South Georgia Pre-Paid may not order services under a new account established in accordance with this Section 1.2 until 30 days after all information specified in this Section 1.2 is received from South Georgia Pre-Paid.
- 1.2.1 OCN. If South Georgia Pre-Paid needs to change its OCN(s) under which it operates when South Georgia Pre-Paid has already been conducting business utilizing those OCN(s), South Georgia Pre-Paid shall bear all costs incurred by BellSouth to convert South Georgia Pre-Paid to the new OCN(s). OCN conversion charges include all time required to make system updates to all of South Georgia Pre-Paid’s end user customer records and will be handled by the BFR/NBR process.
- 1.2.2 Payment Responsibility. Payment of all charges will be the responsibility of South Georgia Pre-Paid. South Georgia Pre-Paid shall make payment to BellSouth for all services billed. Payments made by South Georgia Pre-Paid to BellSouth as payment on account will be credited to South Georgia Pre-Paid’s accounts receivable master account. BellSouth will not become involved in billing disputes that may arise between South Georgia Pre-Paid and South Georgia Pre-Paid’s customer.
- 1.3 Payment Due. Payment for services provided will be due on or before the next bill date and is payable in immediately available funds. Payment is considered to have been made when received by BellSouth.
- 1.4 If the payment due date falls on a Sunday or on a Holiday that is observed on a Monday, the payment due date shall be the first non-Holiday day following such Sunday or Holiday. If the payment due date falls on a Saturday or on a Holiday which is observed on Tuesday, Wednesday, Thursday, or Friday, the payment due date shall be the last non-Holiday day preceding such Saturday or Holiday. If

payment is not received by the payment due date, a late payment charge, as set forth in Section 1.6, below, shall apply.

- 1.5 Tax Exemption. Upon BellSouth's receipt of tax exemption certificate, the total amount billed to South Georgia Pre-Paid will not include those taxes or fees from which South Georgia Pre-Paid is exempt. South Georgia Pre-Paid will be solely responsible for the computation, tracking, reporting and payment of all taxes and like fees associated with the services provided to the end user of South Georgia Pre-Paid.
- 1.6 Late Payment. If any portion of the payment is received by BellSouth after the payment due date as set forth preceding, or if any portion of the payment is received by BellSouth in funds that are not immediately available to BellSouth, then a late payment charge shall be due to BellSouth. The late payment charge shall be the portion of the payment not received by the payment due date multiplied by a late factor and will be applied on a per bill basis. The late factor shall be as set forth in Section A2 of the General Subscriber Services Tariff, Section B2 of the Private Line Service Tariff or Section E2 of the Intrastate Access Tariff, as appropriate. In addition to any applicable late payment charges, South Georgia Pre-Paid may be charged a fee for all returned checks as set forth in Section A2 of the General Subscriber Services Tariff or pursuant to the applicable state law.
- 1.7 Discontinuing Service to South Georgia Pre-Paid. The procedures for discontinuing service to South Georgia Pre-Paid are as follows:
  - 1.7.1 BellSouth reserves the right to suspend or terminate service in the event of prohibited, unlawful or improper use of BellSouth facilities or service, abuse of BellSouth facilities, or any other violation or noncompliance by South Georgia Pre-Paid of the rules and regulations of BellSouth's tariffs.
  - 1.7.2 BellSouth reserves the right to suspend or terminate service for nonpayment. If payment of amounts not subject to a billing dispute, as described in Section 2, is not received by the bill date in the month after the original bill date, BellSouth will provide written notice to South Georgia Pre-Paid that additional applications for service may be refused, that any pending orders for service may not be completed, and/or that access to ordering systems may be suspended if payment of such amounts, and all other amounts not in dispute that become past due before refusal, incompleteness or suspension, is not received by the fifteenth day following the date of the notice. In addition, BellSouth may, at the same time, provide written notice to the person designated by South Georgia Pre-Paid to receive notices of noncompliance that BellSouth may discontinue the provision of existing services to South Georgia Pre-Paid if payment of such amounts, and all other amounts not in dispute that become past due before discontinuance, is not received by the thirtieth day following the date of the initial notice.

- 1.7.3 In the case of discontinuance of services, all billed charges, as well as applicable termination charges, shall become due.
- 1.7.4 Upon discontinuance of service on South Georgia Pre-Paid's account, service to South Georgia Pre-Paid's end users will be denied. BellSouth will reestablish service for South Georgia Pre-Paid upon payment of all past due charges and the appropriate connection fee subject to BellSouth's normal application procedures. South Georgia Pre-Paid is solely responsible for notifying the end user of the proposed disconnection of the service. If within fifteen (15) days after South Georgia Pre-Paid has been denied and no arrangements to reestablish service have been made consistent with this subsection, South Georgia Pre-Paid's service will be discontinued.
- 1.8 Deposit Policy. South Georgia Pre-Paid shall complete the BellSouth Credit Profile and provide information to BellSouth regarding credit worthiness. Based on the results of the credit analysis, BellSouth reserves the right to secure the account with a suitable form of security deposit. Such security deposit shall take the form of cash, an Irrevocable Letter of Credit (BellSouth form), Surety Bond (BellSouth form) or, in BellSouth's sole discretion, some other form of security. Any such security deposit shall in no way release South Georgia Pre-Paid from its obligation to make complete and timely payments of its bill. South Georgia Pre-Paid shall pay any applicable deposits prior to the inauguration of service. If, in the sole opinion of BellSouth, circumstances so warrant and/or gross monthly billing has increased beyond the level initially used to determine the level of security deposit, BellSouth reserves the right to request additional security and/or file a Uniform Commercial Code (UCC-1) security interest in South Georgia Pre-Paid's "accounts receivables and proceeds." Interest on a security deposit, if provided in cash, shall accrue and be paid in accordance with the terms in the appropriate BellSouth tariff. Security deposits collected under this Section shall not exceed two months' estimated billing. In the event South Georgia Pre-Paid fails to remit to BellSouth any deposit requested pursuant to this Section, service to South Georgia Pre-Paid may be terminated in accordance with the terms of Section 1.7 of this Attachment, and any security deposits will be applied to South Georgia Pre-Paid's account(s). In the event South Georgia Pre-Paid defaults on its account, service to South Georgia Pre-Paid will be terminated and any security deposits will be applied to South Georgia Pre-Paid's account.
- 1.9 Notices. Notwithstanding anything to the contrary in this Agreement, all bills and notices regarding billing matters, including notices relating to security deposits, disconnection of services for nonpayment of charges, and rejection of additional orders from South Georgia Pre-Paid, shall be forwarded to the individual and/or address provided by South Georgia Pre-Paid in establishment of its billing account(s) with BellSouth, or to the individual and/or address subsequently provided by South Georgia Pre-Paid as the contact for billing information. All monthly bills and notices described in this Section shall be forwarded to the same individual and/or address; provided, however, upon written notice from South

Georgia Pre-Paid to BellSouth's billing organization, a final notice of disconnection of services purchased by South Georgia Pre-Paid under this Agreement shall be sent via certified mail to the individual(s) listed in the Notices provision of the General Terms and Conditions of this Agreement at least 30 days before BellSouth takes any action to terminate such services.

- 1.10 Rates. Rates for Optional Daily Usage File (ODUF), Access Daily Usage File (ADUF), Enhanced Optional Daily Usage File (EODUF) and Centralized Message Distribution Service (CMDS) are set out in Exhibit A to this Attachment. If no rate is identified in this Attachment, the rate for the specific service or function will be as set forth in applicable BellSouth tariff or as negotiated by the Parties upon request by either Party.

## **2. BILLING DISPUTES**

- 2.1 Each Party agrees to notify the other Party in writing upon the discovery of a billing dispute. South Georgia Pre-Paid shall report all billing disputes to BellSouth using the Billing Adjustment Request Form (RF 1461) provided by BellSouth. In the event of a billing dispute, the Parties will endeavor to resolve the dispute within sixty (60) calendar days of the notification date. If the Parties are unable within the 60 day period to reach resolution, then the aggrieved Party may pursue dispute resolution in accordance with the General Terms and Conditions of this Agreement.
- 2.2 For purposes of this Section 2, a billing dispute means a reported dispute of a specific amount of money actually billed by either Party. The dispute must be clearly explained by the disputing Party and supported by written documentation, which clearly shows the basis for disputing charges. By way of example and not by limitation, a billing dispute will not include the refusal to pay all or part of a bill or bills when no written documentation is provided to support the dispute, nor shall a billing dispute include the refusal to pay other amounts owed by the billed Party until the dispute is resolved. Claims by the billed Party for damages of any kind will not be considered a billing dispute for purposes of this Section. If the billing dispute is resolved in favor of the billing Party, the disputing Party will make immediate payment of any of the disputed amount owed to the billing Party or the billing Party shall have the right to pursue normal treatment procedures. Any credits due to the disputing Party, pursuant to the billing dispute, will be applied to the disputing Party's account by the billing Party immediately upon resolution of the dispute.
- 2.3 If a Party disputes a charge and does not pay such charge by the payment due date, or if a payment or any portion of a payment is received by either Party after the payment due date, or if a payment or any portion of a payment is received in funds which are not immediately available to the other Party, then a late payment charge and interest, where applicable, shall be assessed. For bills rendered by either Party for payment, the late payment charge for both Parties shall be calculated based on

the portion of the payment not received by the payment due date multiplied by the late factor as set forth in the following BellSouth tariffs: for services purchased from the General Subscribers Services Tariff for purposes of resale and for ports and non-designed loops, Section A2 of the General Subscriber Services Tariff; for services purchased from the Private Line Tariff for purposes of resale, Section B2 of the Private Line Service Tariff; and for designed network elements and other services and local interconnection charges, Section E2 of the Access Service Tariff. The Parties shall assess interest on previously assessed late payment charges only in a state where it has the authority pursuant to its tariffs.

### **3. RAO HOSTING**

- 3.1 RAO Hosting, Calling Card and Third Number Settlement System (CATS) and Non-Intercompany Settlement System (NICS) services provided to South Georgia Pre-Paid by BellSouth will be in accordance with the methods and practices regularly applied by BellSouth to its own operations during the term of this Agreement, including such revisions as may be made from time to time by BellSouth.
- 3.2 South Georgia Pre-Paid shall furnish all relevant information required by BellSouth for the provision of RAO Hosting, CATS and NICS.
- 3.3 Charges or credits, as applicable, will be applied by BellSouth to South Georgia Pre-Paid on a monthly basis in arrears. Amounts due (excluding adjustments) are payable within thirty (30) days of receipt of the billing statement.
- 3.4 South Georgia Pre-Paid must have its own unique hosted RAO code. Where BellSouth is the selected CMDS interfacing host, South Georgia Pre-Paid must request that BellSouth establish a unique hosted RAO code for South Georgia Pre-Paid. Such request shall be in writing to the BellSouth RAO Hosting coordinator and must be submitted at least eight (8) weeks prior to provision of services pursuant to this Section. Services shall commence on a date mutually agreed by the Parties.
- 3.5 BellSouth will receive messages from South Georgia Pre-Paid that are to be processed by BellSouth, another LEC in the BellSouth region or a LEC outside the BellSouth region. South Georgia Pre-Paid shall send all messages to BellSouth no later than sixty (60) days after the message date.
- 3.6 BellSouth will perform invoice sequence checking, standard EMI format editing, and balancing of message data with the EMI trailer record counts on all data received from South Georgia Pre-Paid.
- 3.7 All data received from South Georgia Pre-Paid that is to be processed or billed by another LEC within the BellSouth region will be distributed to that LEC in

accordance with the Agreement(s) in effect between BellSouth and the involved LEC.

- 3.8 All data received from South Georgia Pre-Paid that is to be placed on the CMDS network for distribution outside the BellSouth region will be handled in accordance with the agreement(s) in effect between BellSouth and its connecting contractor.
- 3.9 BellSouth will receive messages from the CMDS network that are destined to be processed by South Georgia Pre-Paid and will forward them to South Georgia Pre-Paid on a daily basis for processing.
- 3.10 Transmission of message data between BellSouth and South Georgia Pre-Paid will be via CONNECT:Direct or CONNECT:Enterprise Client utilizing secure File Transfer Protocol (FTP).
- 3.10.1 Data circuits (private line or dial-up) will be required between BellSouth and South Georgia Pre-Paid for the purpose of data transmission when utilizing CONNECT:Direct. Where a dedicated line is required, South Georgia Pre-Paid will be responsible for ordering the circuit and coordinating the installation with BellSouth. South Georgia Pre-Paid is responsible for any charges associated with this line. Equipment required on the BellSouth end to attach the line to the mainframe computer and to transmit data will be negotiated on an individual case basis. Where a dial-up facility is required, dial circuits will be installed in the BellSouth data center by BellSouth and the associated charges assessed to South Georgia Pre-Paid. Additionally, all message toll charges associated with the use of the dial circuit by South Georgia Pre-Paid will be the responsibility of South Georgia Pre-Paid. Associated equipment on the BellSouth end, including a modem, will be negotiated on an individual case basis between the Parties. All equipment, including modems and software, that is required on the South Georgia Pre-Paid end for the purpose of data transmission will be the responsibility of South Georgia Pre-Paid.
- 3.10.2 If South Georgia Pre-Paid utilizes CONNECT:Enterprise Client for data file transmission, purchase of the CONNECT:Enterprise Client software will be the responsibility of South Georgia Pre-Paid.
- 3.11 All messages and related data exchanged between BellSouth and South Georgia Pre-Paid will be formatted for EMI formatted records and packed between appropriate EMI header and trailer records in accordance with accepted industry standards.
- 3.12 South Georgia Pre-Paid will maintain recorded message detail necessary to recreate files provided to BellSouth for a period of three (3) calendar months beyond the related message dates.

- 3.13 Should it become necessary for South Georgia Pre-Paid to send data to BellSouth more than sixty (60) days past the message date(s), South Georgia Pre-Paid will notify BellSouth in advance of the transmission of the data. BellSouth will work with its connecting contractor and/or South Georgia Pre-Paid, where necessary, to notify all affected LECs.
- 3.14 In the event that data to be exchanged between the two Parties should become lost or destroyed, the Party responsible for creating the data will make every effort to restore and retransmit such data. If the data cannot be retrieved, the Party responsible for losing or destroying the data will be liable to the other Party for any resulting lost revenue. Lost revenue may be a combination of revenues that could not be billed to the end users and associated access revenues. Both Parties will work together to estimate the revenue amount based upon historical data through a method mutually agreed upon. The resulting estimated revenue loss will be paid by the responsible Party to the other Party within three (3) calendar months of the resolution of the amount owed, or as mutually agreed upon by the Parties.
- 3.15 Should an error be detected by the EMI format edits performed by BellSouth on data received from South Georgia Pre-Paid, the entire pack containing the affected data will not be processed by BellSouth. BellSouth will notify South Georgia Pre-Paid of the error. South Georgia Pre-Paid will correct the error(s) and will resend the entire pack to BellSouth for processing. In the event that an out-of-sequence condition occurs on subsequent packs, South Georgia Pre-Paid will resend these packs to BellSouth after the pack containing the error has been successfully reprocessed by BellSouth.
- 3.16 In association with message distribution service, BellSouth will provide South Georgia Pre-Paid with associated intercompany settlements reports (CATS and NICS) as appropriate.
- 3.17 Notwithstanding anything in this Agreement to the contrary, in no case shall either Party be liable to the other for any direct or consequential damages incurred as a result of the obligations set out in this Section 3.
- 3.18 Intercompany Settlements Messages
- 3.18.1 Intercompany Settlements Messages facilitate the settlement of revenues associated with traffic originated from or billed by South Georgia Pre-Paid as a facilities based provider of local exchange telecommunications services outside the BellSouth region. Only traffic that originates in one Bell operating territory and bills in another Bell operating territory is included. Traffic that originates and bills within the same Bell operating territory will be settled on a local basis between South Georgia Pre-Paid and the involved company(ies), unless that company is participating in NICS.



- 3.18.2 Both traffic that originates outside the BellSouth region by South Georgia Pre-Paid and is billed within the BellSouth region, and traffic that originates within the BellSouth region and is billed outside the BellSouth region by South Georgia Pre-Paid, is covered by CATS. Also covered is traffic that either is originated by or billed by South Georgia Pre-Paid, involves a company other than South Georgia Pre-Paid, qualifies for inclusion in the CATS settlement, and is not originated or billed within the BellSouth region (NICS).
- 3.18.3 Once South Georgia Pre-Paid is operating within the BellSouth territory, revenues associated with calls originated and billed within the BellSouth region will be settled via NICS.
- 3.18.4 BellSouth will receive the monthly NICS reports from Telcordia on behalf of South Georgia Pre-Paid. BellSouth will distribute copies of these reports to South Georgia Pre-Paid on a monthly basis.
- 3.18.5 BellSouth will receive the monthly CATS reports from Telcordia on behalf of South Georgia Pre-Paid. BellSouth will distribute copies of these reports to South Georgia Pre-Paid on a monthly basis.
- 3.18.6 BellSouth will collect the revenue earned by South Georgia Pre-Paid from the Bell operating company in whose territory the messages are billed via CATS, less a per message billing and collection fee of five cents (\$0.05), on behalf of South Georgia Pre-Paid. BellSouth will remit the revenue billed by South Georgia Pre-Paid to the Bell operating company in whose territory the messages originated, less a per message billing and collection fee of five cents (\$0.05), on behalf on South Georgia Pre-Paid. These two amounts will be netted together by BellSouth and the resulting charge or credit issued to South Georgia Pre-Paid via a monthly Carrier Access Billing System (CABS) miscellaneous bill.
- 3.18.7 BellSouth will collect the revenue earned by South Georgia Pre-Paid within the BellSouth territory from another CLEC also within the BellSouth territory (NICS) where the messages are billed, less a per message billing and collection fee of five cents (\$0.05), on behalf of South Georgia Pre-Paid. BellSouth will remit the revenue billed by South Georgia Pre-Paid within the BellSouth region to the CLEC also within the BellSouth region, where the messages originated, less a per message billing and collection fee of five cents (\$0.05). These two amounts will be netted together by BellSouth and the resulting charge or credit issued to South Georgia Pre-Paid via a monthly CABS miscellaneous bill.
- 3.18.8 BellSouth and South Georgia Pre-Paid agree that monthly netted amounts of less than fifty dollars (\$50.00) will not be settled.

**4. OPTIONAL DAILY USAGE FILE**

- 4.1 Upon written request from South Georgia Pre-Paid, BellSouth will provide the Optional Daily Usage File (ODUF) service to South Georgia Pre-Paid pursuant to the terms and conditions set forth in this section.
- 4.2 South Georgia Pre-Paid shall furnish all relevant information required by BellSouth for the provision of the ODUF.
- 4.3 The ODUF feed will contain billable messages that were carried over the BellSouth Network and processed in the BellSouth Billing System, but billed to a South Georgia Pre-Paid customer.
- 4.4 Charges for the ODUF will appear on South Georgia Pre-Paid's monthly bills for the previous month's usage. The charges are as set forth in Exhibit A to this Attachment. South Georgia Pre-Paid will be billed at the ODUF rates that are in effect at the end of the previous month.
- 4.5 The ODUF feed will contain both rated and unrated messages. All messages will be in the standard Alliance for Telecommunications Industry Solutions (ATIS) EMI record format.
- 4.6 Messages that error in the billing system of South Georgia Pre-Paid will be the responsibility of South Georgia Pre-Paid. If, however, South Georgia Pre-Paid should encounter significant volumes of errored messages that prevent processing by South Georgia Pre-Paid within its systems, BellSouth will work with South Georgia Pre-Paid to determine the source of the errors and the appropriate resolution.
- 4.7 The following specifications shall apply to the ODUF feed.
  - 4.7.1 ODUF Messages to be Transmitted
    - 4.7.1.1 The following messages recorded by BellSouth will be transmitted to South Georgia Pre-Paid:
      - 4.7.1.1.1 Message recording for per use/per activation type services (examples:  
Three -Way Calling, Verify, Interrupt, Call Return, etc.)
      - 4.7.1.1.2 Measured billable Local
      - 4.7.1.1.3 Directory Assistance messages
      - 4.7.1.1.4 IntraLATA Toll
      - 4.7.1.1.5 WATS and 800 Service
      - 4.7.1.1.6 N11
      - 4.7.1.1.7 Information Service Provider Messages

- 4.7.1.1.8 Operator Services Messages
- 4.7.1.1.9 Operator Services Message Attempted Calls (Network Element only)
- 4.7.1.1.10 Credit/Cancel Records
- 4.7.1.1.11 Usage for Voice Mail Message Service
- 4.7.1.2 Rated Incollects (messages BellSouth receives from other revenue accounting offices) can also be on ODUF. Rated Incollects will be intermingled with BellSouth recorded rated and unrated usage. Rated Incollects will not be packed separately.
- 4.7.1.3 BellSouth will perform duplicate record checks on records processed to ODUF. Any duplicate messages detected will be deleted and not sent to South Georgia Pre-Paid.
- 4.7.1.4 In the event that South Georgia Pre-Paid detects a duplicate on ODUF they receive from BellSouth, South Georgia Pre-Paid will drop the duplicate message and will not return the duplicate to BellSouth.
- 4.7.2 ODUF Physical File Characteristics
  - 4.7.2.1 ODUF will be distributed to South Georgia Pre-Paid via CONNECT:Direct, CONNECT:Enterprise Client or another mutually agreed medium. The ODUF feed will be a variable block format. The data on the ODUF feed will be in a non-compacted EMI format (175 byte format plus modules). It will be created on a daily basis Monday through Friday except holidays. Details such as dataset name and delivery schedule will be addressed during negotiations of the distribution medium. There will be a maximum of one dataset per workday per OCN.
  - 4.7.2.2 Data circuits (private line or dial-up) will be required between BellSouth and South Georgia Pre-Paid for the purpose of data transmission as set forth in Section 3.10.1 above.
  - 4.7.2.3 If South Georgia Pre-Paid utilizes CONNECT:Enterprise Client for data file transmission, purchase of the CONNECT:Enterprise Client software will be the responsibility of South Georgia Pre-Paid.
- 4.7.3 ODUF Packing Specifications
  - 4.7.3.1 A pack will contain a minimum of one message record or a maximum of 99,999 message records plus a pack header record and a pack trailer record. One transmission can contain a maximum of 99 packs and a minimum of one pack.
  - 4.7.3.2 The OCN, From RAO, and Invoice Number will control the invoice sequencing. The From RAO will be used to identify to South Georgia Pre-Paid which

BellSouth RAO that is sending the message. BellSouth and South Georgia Pre-Paid will use the invoice sequencing to control data exchange. BellSouth will be notified of sequence failures identified by South Georgia Pre-Paid and resend the data as appropriate.

The data will be packed using ATIS EMI records.

4.7.4 ODUF Pack Rejection

4.7.4.1 South Georgia Pre-Paid will notify BellSouth within one business day of rejected packs (via the mutually agreed medium). Packs could be rejected because of pack sequencing discrepancies or a critical edit failure on the Pack Header or Pack Trailer records (i.e. out-of-balance condition on grand totals, invalid data populated). Standard ATIS EMI error codes will be used. South Georgia Pre-Paid will not be required to return the actual rejected data to BellSouth. Rejected packs will be corrected and retransmitted to South Georgia Pre-Paid by BellSouth.

4.7.5 ODUF Control Data

4.7.5.1 South Georgia Pre-Paid will send one confirmation record per pack that is received from BellSouth. This confirmation record will indicate South Georgia Pre-Paid's receipt of the pack and acceptance or rejection of the pack. Pack Status Code(s) will be populated using standard ATIS EMI error codes for packs that were rejected by South Georgia Pre-Paid for reasons stated in the above section.

4.7.6 ODUF Testing

4.7.6.1 Upon request from South Georgia Pre-Paid, BellSouth shall send ODUF test files to South Georgia Pre-Paid. The Parties agree to review and discuss the ODUF content and/or format. For testing of usage results, BellSouth shall request that South Georgia Pre-Paid set up a production (live) file. The live test may consist of South Georgia Pre-Paid's employees making test calls for the types of services South Georgia Pre-Paid requests on ODUF. These test calls are logged by South Georgia Pre-Paid, and the logs are provided to BellSouth. These logs will be used to verify the files. Testing will be completed within 30 calendar days from the date on which the initial test file was sent.

**5. ACCESS DAILY USAGE FILE**

5.1 Upon written request from South Georgia Pre-Paid, BellSouth will provide the Access Daily Usage File (ADUF) service to South Georgia Pre-Paid pursuant to the terms and conditions set forth in this section.

5.2 South Georgia Pre-Paid shall furnish all relevant information required by BellSouth for the provision of ADUF.

- 5.3 ADUF will contain access messages associated with a port that South Georgia Pre-Paid has purchased from BellSouth
- 5.4 Charges for ADUF will appear on South Georgia Pre-Paid's monthly bills for the previous month's usage. The charges are as set forth in Exhibit A to this Attachment. South Georgia Pre-Paid will be billed at the ADUF rates that are in effect at the end of the previous month.
- 5.5 Messages that error in the billing system of South Georgia Pre-Paid will be the responsibility of South Georgia Pre-Paid. If, however, South Georgia Pre-Paid should encounter significant volumes of errored messages that prevent processing by South Georgia Pre-Paid within its systems, BellSouth will work with South Georgia Pre-Paid to determine the source of the errors and the appropriate resolution.
- 5.6 ADUF Messages To Be Transmitted
  - 5.6.1 The following messages recorded by BellSouth will be transmitted to South Georgia Pre-Paid:
    - 5.6.1.1 Recorded originating and terminating interstate and intrastate access records associated with a port.
    - 5.6.1.2 Recorded terminating access records for undetermined jurisdiction access records associated with a port.
  - 5.6.2 BellSouth will perform duplicate record checks on records processed to ADUF. Any duplicate messages detected will be dropped and not sent to South Georgia Pre-Paid.
  - 5.6.3 In the event that South Georgia Pre-Paid detects a duplicate on ADUF they receive from BellSouth, South Georgia Pre-Paid will drop the duplicate message and will not return the duplicate to BellSouth.
  - 5.6.4 ADUF Physical File Characteristics
    - 5.6.4.1 ADUF will be distributed to South Georgia Pre-Paid via CONNECT:Direct, CONNECT:Enterprise Client or another mutually agreed medium. The ADUF feed will be a fixed block format. The data on the ADUF feed will be in a non-compacted EMI format (210 byte). It will be created on a daily basis Monday through Friday except holidays. Details such as dataset name and delivery schedule will be addressed during negotiations of the distribution medium. There will be a maximum of one dataset per workday per OCN.
    - 5.6.4.2 Data circuits (private line or dial-up) will be required between BellSouth and South Georgia Pre-Paid for the purpose of data transmission as set forth in Section 3.10.1 above.

- 5.6.4.3 If South Georgia Pre-Paid utilizes CONNECT:Enterprise Client for data file transmission, purchase of the CONNECT:Enterprise Client software will be the responsibility of South Georgia Pre-Paid.
- 5.6.5 ADUF Packing Specifications
  - 5.6.5.1 A pack will contain a minimum of one message record or a maximum of 99,999 message records plus a pack header record and a pack trailer record. One transmission can contain a maximum of 99 packs and a minimum of one pack.
  - 5.6.5.2 The OCN, From RAO, and Invoice Number will control the invoice sequencing. The From RAO will be used to identify to South Georgia Pre-Paid which BellSouth RAO is sending the message. BellSouth and South Georgia Pre-Paid will use the invoice sequencing to control data exchange. BellSouth will be notified of sequence failures identified by South Georgia Pre-Paid and resend the data as appropriate.  
  
The data will be packed using ATIS EMI records.
- 5.6.6 ADUF Pack Rejection
  - 5.6.6.1 South Georgia Pre-Paid will notify BellSouth within one business day of rejected packs (via the mutually agreed medium). Packs could be rejected because of pack sequencing discrepancies or a critical edit failure on the Pack Header or Pack Trailer records (i.e. out-of-balance condition on grand totals, invalid data populated). Standard ATIS EMI error codes will be used. South Georgia Pre-Paid will not be required to return the actual rejected data to BellSouth. Rejected packs will be corrected and retransmitted to South Georgia Pre-Paid by BellSouth.
- 5.6.7 ADUF Control Data
  - 5.6.7.1 South Georgia Pre-Paid will send one confirmation record per pack that is received from BellSouth. This confirmation record will indicate South Georgia Pre-Paid's receipt of the pack and acceptance or rejection of the pack. Pack Status Code(s) will be populated using standard ATIS EMI error codes for packs that were rejected by South Georgia Pre-Paid for reasons stated in the above section.
- 5.6.8 ADUF Testing
  - 5.6.8.1 Upon request from South Georgia Pre-Paid, BellSouth shall send a test file of generic data to South Georgia Pre-Paid via Connect:Direct or Text File via E-Mail. The Parties agree to review and discuss the test file's content and/or format.
- 6. ENHANCED OPTIONAL DAILY USAGE FILE (EODUF)**
  - 6.1 Upon written request from South Georgia Pre-Paid, BellSouth will provide the Enhanced Optional Daily Usage File (EODUF) service to South Georgia Pre-Paid

pursuant to the terms and conditions set forth in this section. EODUF will only be sent to existing ODUF subscribers who request the EODUF option.

- 6.2 South Georgia Pre-Paid shall furnish all relevant information required by BellSouth for the provision of the Enhanced Optional Daily Usage File.
- 6.3 The Enhanced Optional Daily Usage File (EODUF) will provide usage data for local calls originating from resold Flat Rate Business and Residential Lines.
- 6.4 Charges for delivery of the Enhanced Optional Daily Usage File will appear on South Georgia Pre-Paid's monthly bills for the previous month's usage. The charges are as set forth in Exhibit A to this Attachment. South Georgia Pre-Paid will be billed at the EODUF rates that are in effect at the end of the previous month.
- 6.5 All messages will be in the standard Alliance for Telecommunications Industry Solutions (ATIS) EMI record format.
- 6.6 Messages that error in the billing system of South Georgia Pre-Paid will be the responsibility of South Georgia Pre-Paid. If, however, South Georgia Pre-Paid should encounter significant volumes of errored messages that prevent processing by South Georgia Pre-Paid within its systems, BellSouth will work with South Georgia Pre-Paid to determine the source of the errors and the appropriate resolution.
- 6.7 The following specifications shall apply to the EODUF feed.
  - 6.7.1 Usage To Be Transmitted
    - 6.7.1.1 The following messages recorded by BellSouth will be transmitted to South Georgia Pre-Paid:
      - 6.7.1.1.1 Customer usage data for flat rated local call originating from South Georgia Pre-Paid's End User lines (1FB or 1FR). The EODUF record for flat rate messages will include:
        - 6.7.1.1.2 Date of Call
        - 6.7.1.1.3 From Number
        - 6.7.1.1.4 To Number
        - 6.7.1.1.5 Connect Time
        - 6.7.1.1.6 Conversation Time
        - 6.7.1.1.7 Method of Recording

- 6.7.1.1.8 From RAO
- 6.7.1.1.9 Rate Class
- 6.7.1.1.10 Message Type
- 6.7.1.1.11 Billing Indicators
- 6.7.1.1.12 Bill to Number
- 6.7.1.2 BellSouth will perform duplicate record checks on EODUF records processed to Optional Daily Usage File. Any duplicate messages detected will be deleted and not sent to South Georgia Pre-Paid.
- 6.7.1.3 In the event that South Georgia Pre-Paid detects a duplicate on Enhanced Optional Daily Usage File they receive from BellSouth, South Georgia Pre-Paid will drop the duplicate message (South Georgia Pre-Paid will not return the duplicate to BellSouth).
- 6.7.2 Physical File Characteristics
  - 6.7.2.1 The EODUF feed will be distributed to South Georgia Pre-Paid over their existing Optional Daily Usage File (ODUF) feed. The EODUF messages will be intermingled among South Georgia Pre-Paid's Optional Daily Usage File (ODUF) messages. The EODUF will be a variable block format (2476) with an LRECL of 2472. The data on the EODUF will be in a non-compacted EMI format (175 byte format plus modules). It will be created on a daily basis (Monday through Friday except holidays).
  - 6.7.2.2 Data circuits (private line or dial-up) may be required between BellSouth and South Georgia Pre-Paid for the purpose of data transmission. Where a dedicated line is required, South Georgia Pre-Paid will be responsible for ordering the circuit, overseeing its installation and coordinating the installation with BellSouth. South Georgia Pre-Paid will also be responsible for any charges associated with this line. Equipment required on the BellSouth end to attach the line to the mainframe computer and to transmit successfully ongoing will be negotiated on an individual case basis. Where a dial-up facility is required, dial circuits will be installed in the BellSouth data center by BellSouth and the associated charges assessed to South Georgia Pre-Paid. Additionally, all message toll charges associated with the use of the dial circuit by South Georgia Pre-Paid will be the responsibility of South Georgia Pre-Paid. Associated equipment on the BellSouth end, including a modem, will be negotiated on an individual case basis between the Parties. All equipment, including modems and software, that is required on South Georgia Pre-Paid's end for the purpose of data transmission will be the responsibility of South Georgia Pre-Paid.
- 6.7.3 Packing Specifications



- 6.7.3.1 A pack will contain a minimum of one message record or a maximum of 99,999 message records plus a pack header record and a pack trailer record. One transmission can contain a maximum of 99 packs and a minimum of one pack.
- 6.7.3.2 The Operating Company Number (OCN), From Revenue Accounting Office (RAO), and Invoice Number will control the invoice sequencing. The From RAO will be used to identify to South Georgia Pre-Paid which BellSouth RAO is sending the message. BellSouth and South Georgia Pre-Paid will use the invoice sequencing to control data exchange. BellSouth will be notified of sequence failures identified by South Georgia Pre-Paid and resend the data as appropriate.
- 6.7.3.3 The data will be packed using ATIS EMI records.

ODUF/ADUF/EODUF/CMDS - Alabama										Attachment: 7		Exhibit: A			
CATEGORY	RATE ELEMENTS	Interim	Zone	BCS	USOC	RATES (\$)				Svc Order Submitted Elec per LSR	Svc Order Submitted Manually per LSR	Incremental Charge - Manual Svc Order vs. Electronic-1st	Incremental Charge - Manual Svc Order vs. Electronic-Add'l	Incremental Charge - Manual Svc Order vs. Electronic-Disc 1st	Incremental Charge - Manual Svc Order vs. Electronic-Disc Add'l
						Rec	Nonrecurring		Nonrecurring Disconnect						
							First	Add'l	First	Add'l	SOME C	SOMAN	SOMAN	SOMAN	SOMAN
<b>ODUF/ADUF/OEDUF/CMDS</b>															
<b>ACCESS DAILY USAGE FILE (ADUF)</b>															
	ADUF: Message Processing, per message				N/A	0.007037									
	ADUF: Data Transmission (CONNECT:DIRECT), per message				N/A	0.000113									
<b>OPTIONAL DAILY USAGE FILE (ODUF)</b>															
	ODUF: Recording, per message				N/A	0.000011									
	ODUF: Message Processing, per message				N/A	0.004101									
	ODUF: Message Processing, per Magnetic Tape provisioned				N/A	42.67									
	ODUF: Data Transmission (CONNECT:DIRECT), per message				N/A	0.000094									
<b>CENTRALIZED MESSAGE DISTRIBUTION SERVICE (CMDS)</b>															
	CMDS: Message Processing, per message				N/A	0.004									
	CMDS: Data Transmission (CONNECT:DIRECT), per message				N/A	0.001									
<b>ENHANCED OPTIONAL DAILY USAGE FILE (EODUF)</b>															
	EODUF: Message Processing, per message				N/A	0.22									
Notes: If no rate is identified in the contract, the rate for the specific service or function will be as set forth in applicable BellSouth tariff or as negotiated by the Parties upon request by either Party.															

ODUF/ADUF/EODUF/CMDS - Florida										Attachment: 7		Exhibit: A			
CATEGORY	RATE ELEMENTS	Interim	Zone	BCS	USOC	RATES (\$)				Svc Order Submitted Elec per LSR	Svc Order Submitted Manually per LSR	Incremental Charge - Manual Svc Order vs. Electronic-1st	Incremental Charge - Manual Svc Order vs. Electronic-Add'l	Incremental Charge - Manual Svc Order vs. Electronic-Disc 1st	Incremental Charge - Manual Svc Order vs. Electronic-Disc Add'l
						Rec	Nonrecurring		Nonrecurring Disconnect						
							First	Add'l	First	Add'l	SOME C	SOMAN	SOMAN	SOMAN	SOMAN
<b>ODUF/ADUF/OEDUF/CMDS</b>															
<b>ACCESS DAILY USAGE FILE (ADUF)</b>															
	ADUF: Message Processing, per message				N/A	0.001656									
	ADUF: Data Transmission (CONNECT:DIRECT), per message				N/A	0.0001245									
<b>OPTIONAL DAILY USAGE FILE (ODUF)</b>															
	ODUF: Recording, per message				N/A	0.0000071									
	ODUF: Message Processing, per message				N/A	0.002146									
	ODUF: Message Processing, per Magnetic Tape provisioned				N/A	35.91									
	ODUF: Data Transmission (CONNECT:DIRECT), per message				N/A	0.00010375									
<b>CENTRALIZED MESSAGE DISTRIBUTION SERVICE (CMDS)</b>															
	CMDS: Message Processing, per message				N/A	0.004									
	CMDS: Data Transmission (CONNECT:DIRECT), per message				N/A	0.001									
<b>ENHANCED OPTIONAL DAILY USAGE FILE (EODUF)</b>															
	EODUF: Message Processing, per message				N/A	0.080698									
Notes: If no rate is identified in the contract, the rate for the specific service or function will be as set forth in applicable BellSouth tariff or as negotiated by the Parties upon request by either Party.															

ODUF/ADUF/EODUF/CMDS - Georgia										Attachment: 7		Exhibit: A	
CATEGORY	RATE ELEMENTS	Interim	Zone	BCS	USOC	RATES (\$)	Svc Order Submitted Elec per LSR	Svc Order Submitted Manually per LSR	Incremental Charge - Manual Svc Order vs. Electronic-1st	Incremental Charge - Manual Svc Order vs. Electronic-Add'l	Incremental Charge - Manual Svc Order vs. Electronic-Disc 1st	Incremental Charge - Manual Svc Order vs. Electronic-Disc Add'l	
													Rec
ODUF/ADUF/OEDUF/CMDS													
ACCESS DAILY USAGE FILE (ADUF)													
	ADUF: Message Processing, per message				N/A	0.0136327							
	ADUF: Data Transmission (CONNECT:DIRECT), per message				N/A	0.0000434							
OPTIONAL DAILY USAGE FILE (ODUF)													
	ODUF: Recording, per message				N/A	0.0001275							
	ODUF: Message Processing, per message				N/A	0.0082548							
	ODUF: Message Processing, per Magnetic Tape provisioned				N/A	28.85							
	ODUF: Data Transmission (CONNECT:DIRECT), per message				N/A	0.0000434							
CENTRALIZED MESSAGE DISTRIBUTION SERVICE (CMDS)													
	CMDS: Message Processing, per message				N/A	0.004							
	CMDS: Data Transmission (CONNECT:DIRECT), per message				N/A	0.001							
ENHANCED OPTIONAL DAILY USAGE FILE (EODUF)													
	EODUF: Message Processing, per message				N/A	0.0034555							
Notes: If no rate is identified in the contract, the rate for the specific service or function will be as set forth in applicable BellSouth tariff or as negotiated by the Parties upon request by either Party.													

ODUF/ADUF/EODUF/CMDS - Kentucky										Attachment: 7		Exhibit: A			
CATEGORY	RATE ELEMENTS	Interim	Zone	BCS	USOC	RATES (\$)				Svc Order Submitted Elec per LSR	Svc Order Submitted Manually per LSR	Incremental Charge - Manual Svc Order vs. Electronic-1st	Incremental Charge - Manual Svc Order vs. Electronic-Add'l	Incremental Charge - Manual Svc Order vs. Electronic-Disc 1st	Incremental Charge - Manual Svc Order vs. Electronic-Disc Add'l
						Rec	Nonrecurring		Nonrecurring Disconnect						
							First	Add'l	First	Add'l	SOME C	SOMAN	SOMAN	SOMAN	SOMAN
<b>ODUF/ADUF/OEDUF/CMDS</b>															
<b>ACCESS DAILY USAGE FILE (ADUF)</b>															
	ADUF: Message Processing, per message				N/A	0.001857									
	ADUF: Data Transmission (CONNECT:DIRECT), per message				N/A	0.0001245									
<b>OPTIONAL DAILY USAGE FILE (ODUF)</b>															
	ODUF: Recording, per message				N/A	0.0000136									
	ODUF: Message Processing, per message				N/A	0.002506									
	ODUF: Message Processing, per Magnetic Tape provisioned				N/A	35.90									
	ODUF: Data Transmission (CONNECT:DIRECT), per message				N/A	0.00010372									
<b>CENTRALIZED MESSAGE DISTRIBUTION SERVICE (CMDS)</b>															
	CMDS: Message Processing, per message				N/A	0.004									
	CMDS: Data Transmission (CONNECT:DIRECT), per message				N/A	0.001									
<b>ENHANCED OPTIONAL DAILY USAGE FILE (EODUF)</b>															
	EODUF: Message Processing, per message				N/A	0.235889									
Notes: If no rate is identified in the contract, the rate for the specific service or function will be as set forth in applicable BellSouth tariff or as negotiated by the Parties upon request by either Party.															



ODUF/ADUF/EODUF/CMDS - Mississippi										Attachment: 7		Exhibit: A			
CATEGORY	RATE ELEMENTS	Interim	Zone	BCS	USOC	RATES (\$)				Svc Order Submitted Elec per LSR	Svc Order Submitted Manually per LSR	Incremental Charge - Manual Svc Order vs. Electronic-1st	Incremental Charge - Manual Svc Order vs. Electronic-Add'l	Incremental Charge - Manual Svc Order vs. Electronic-Disc 1st	Incremental Charge - Manual Svc Order vs. Electronic-Disc Add'l
						Rec	Nonrecurring		Nonrecurring Disconnect						
							First	Add'l	First	Add'l	SOME C	SOMAN	SOMAN	SOMAN	SOMAN
<b>ODUF/ADUF/OEDUF/CMDS</b>															
<b>ACCESS DAILY USAGE FILE (ADUF)</b>															
	ADUF: Message Processing, per message				N/A	0.008087									
	ADUF: Data Transmission (CONNECT:DIRECT), per message				N/A	0.00012803									
<b>OPTIONAL DAILY USAGE FILE (ODUF)</b>															
	ODUF: Recording, per message				N/A	0.0000063									
	ODUF: Message Processing, per message				N/A	0.004707									
	ODUF: Message Processing, per Magnetic Tape provisioned				N/A	49.04									
	ODUF: Data Transmission (CONNECT:DIRECT), per message				N/A	0.00010669									
<b>CENTRALIZED MESSAGE DISTRIBUTION SERVICE (CMDS)</b>															
	CMDS: Message Processing, per message				N/A	0.004									
	CMDS: Data Transmission (CONNECT:DIRECT), per message				N/A	0.001									
<b>ENHANCED OPTIONAL DAILY USAGE FILE (EODUF)</b>															
	EODUF: Message Processing, per message				N/A	0.250424									
Notes: If no rate is identified in the contract, the rate for the specific service or function will be as set forth in applicable BellSouth tariff or as negotiated by the Parties upon request by either Party.															

ODUF/ADUF/EODUF/CMDS - North Carolina										Attachment: 7		Exhibit: A										
CATEGORY	RATE ELEMENTS	Interim	Zone	BCS	USOC	RATES (\$)	Svc Order Submitted Elec per LSR	Svc Order Submitted Manually per LSR	Incremental Charge - Manual Svc Order vs. Electronic-1st	Incremental Charge - Manual Svc Order vs. Electronic-Add'l	Incremental Charge - Manual Svc Order vs. Electronic-Disc 1st	Incremental Charge - Manual Svc Order vs. Electronic-Disc Add'l	OSS Rates (\$)									
													Rec	Nonrecurring		Nonrecurring Disconnect		SOME C	SOMAN	SOMAN	SOMAN	SOMAN
													First	Add'l	First	Add'l						
<b>ODUF/ADUF/OEUDUF/CMDS</b>																						
<b>ACCESS DAILY USAGE FILE (ADUF)</b>																						
	ADUF: Message Processing, per message				N/A	0.01435																
	ADUF: Data Transmission (CONNECT:DIRECT), per message				N/A	0.0001277																
<b>OPTIONAL DAILY USAGE FILE (ODUF)</b>																						
	ODUF: Recording, per message				N/A	0.0003																
	ODUF: Message Processing, per message				N/A	0.0032																
	ODUF: Message Processing, per Magnetic Tape provisioned				N/A	54.61																
	ODUF: Data Transmission (CONNECT:DIRECT), per message				N/A	0.00004																
<b>CENTRALIZED MESSAGE DISTRIBUTION SERVICE (CMDS)</b>																						
	CMDS: Message Processing, per message				N/A	0.004																
	CMDS: Data Transmission (CONNECT:DIRECT), per message				N/A	0.001																
<b>ENHANCED OPTIONAL DAILY USAGE FILE (EODUF)</b>																						
	EODUF: Message Processing, per message				N/A	0.2285406																
Notes: If no rate is identified in the contract, the rate for the specific service or function will be as set forth in applicable BellSouth tariff or as negotiated by the Parties upon request by either Party.																						



ODUF/ADUF/EODUF/CMDS - South Carolina							Attachment: 7		Exhibit: A							
CATEGORY	RATE ELEMENTS	Interim	Zone	BCS	USOC	RATES (\$)	Svc Order Submitted Elec per LSR	Svc Order Submitted Manually per LSR	Incremental Charge - Manual Svc Order vs. Electronic-1st	Incremental Charge - Manual Svc Order vs. Electronic-Add'l	Incremental Charge - Manual Svc Order vs. Electronic-Disc 1st	Incremental Charge - Manual Svc Order vs. Electronic-Disc Add'l				
							Rec	Nonrecurring		Nonrecurring Disconnect		OSS Rates (\$)				
							First	Add'l	First	Add'l	SOME C	SOMAN	SOMAN	SOMAN	SOMAN	SOMAN
<b>ODUF/ADUF/OEDUF/CMDS</b>																
<b>ACCESS DAILY USAGE FILE (ADUF)</b>																
	ADUF: Message Processing, per message				N/A	0.008061										
	ADUF: Data Transmission (CONNECT:DIRECT), per message				N/A	0.00013036										
<b>OPTIONAL DAILY USAGE FILE (ODUF)</b>																
	ODUF: Recording, per message				N/A	0.0000216										
	ODUF: Message Processing, per message				N/A	0.004704										
	ODUF: Message Processing, per Magnetic Tape provisioned				N/A	48.87										
	ODUF: Data Transmission (CONNECT:DIRECT), per message				N/A	0.00010863										
<b>CENTRALIZED MESSAGE DISTRIBUTION SERVICE (CMDS)</b>																
	CMDS: Message Processing, per message				N/A	0.004										
	CMDS: Data Transmission (CONNECT:DIRECT), per message				N/A	0.001										
<b>ENHANCED OPTIONAL DAILY USAGE FILE (EODUF)</b>																
	EODUF: Message Processing, per message				N/A	0.258301										
<b>Notes: If no rate is identified in the contract, the rate for the specific service or function will be as set forth in applicable BellSouth tariff or as negotiated by the Parties upon request by either Party.</b>																

ODUF/ADUF/EODUF/CMDS - Tennessee										Attachment: 7		Exhibit: A			
CATEGORY	RATE ELEMENTS	Interim	Zone	BCS	USOC	RATES (\$)				Svc Order Submitted Elec per LSR	Svc Order Submitted Manually per LSR	Incremental Charge - Manual Svc Order vs. Electronic-1st	Incremental Charge - Manual Svc Order vs. Electronic-Add'l	Incremental Charge - Manual Svc Order vs. Electronic-Disc 1st	Incremental Charge - Manual Svc Order vs. Electronic-Disc Add'l
						Rec	Nonrecurring First	Add'l	Nonrecurring First						
<b>ODUF/ADUF/OEDUF/CMDS</b>															
<b>ACCESS DAILY USAGE FILE (ADUF)</b>															
	ADUF: Message Processing, per message				N/A	0.004									
	ADUF: Data Transmission (CONNECT:DIRECT), per message				N/A	0.001									
<b>OPTIONAL DAILY USAGE FILE (ODUF)</b>															
	ODUF: Recording, per message				N/A	0.0000044									
	ODUF: Message Processing, per message				N/A	0.0027366									
	ODUF: Message Processing, per Magnetic Tape provisioned				N/A	52.75									
	ODUF: Data Transmission (CONNECT:DIRECT), per message				N/A	0.0000339									
<b>CENTRALIZED MESSAGE DISTRIBUTION SERVICE (CMDS)</b>															
	CMDS: Message Processing, per message				N/A	0.004									
	CMDS: Data Transmission (CONNECT:DIRECT), per message				N/A	0.001									
<b>ENHANCED OPTIONAL DAILY USAGE FILE (EODUF)</b>															
	EODUF: Message Processing, per message				N/A	0.004									
<b>Notes: If no rate is identified in the contract, the rate for the specific service or function will be as set forth in applicable BellSouth tariff or as negotiated by the Parties upon request by either Party.</b>															

## **Attachment 8**

### **Rights-of-Way, Conduits and Pole Attachments**

## **Rights-of-Way, Conduits and Pole Attachments**

BellSouth will provide nondiscriminatory access to any pole, duct, conduit, or right-of-way owned or controlled by BellSouth pursuant to 47 U.S.C. § 224, as amended by the Act, pursuant to terms and conditions of a license agreement subsequently negotiated with BellSouth's Competitive Structure Provisioning Center.

**Attachment 9**  
**Performance Measurements**

## **PERFORMANCE MEASUREMENTS**

Upon a particular Commission's issuance of an Order pertaining to Performance Measurements in a proceeding expressly applicable to all CLECs generally, BellSouth shall implement in that state such Performance Measurements as of the date specified by the Commission. Performance Measurements that have been Ordered in a particular state can currently be accessed via the internet at <https://pmap.bellsouth.com>. At the request of the Tennessee Regulatory Authority (TRA), the following Regional Service Quality Measurements (SQM) plan is being included as the performance measurements currently in place for the state of Tennessee. At such time that the TRA issues an Order pertaining to Performance Measurements, such Performance Measurements shall supersede the Regional SQM contained in the Agreement.

# **BellSouth Service Quality Measurement Plan (SQM)**

**Region Performance Metrics**

**Measurement Descriptions  
Version 0.06**

**Issue Date: June 4, 2002**

## Introduction

The BellSouth Service Quality Measurement Plan (SQM) describes in detail the measurements produced to evaluate the quality of service delivered to BellSouth's customers both wholesale and retail. The SQM was developed to respond to the requirements of the Communications Act of 1996 Section 251 (96 Act) which required BellSouth to provide non-discriminatory access to Competitive Local Exchange Carriers (CLEC)<sup>1</sup> and its Retail Customers. The reports produced by the SQM provide regulators, CLECs and BellSouth the information necessary to monitor the delivery of non-discriminatory access.

This plan results from the many divergent forces evolving from the 96 Act. The 96 Act, the Georgia Public Service Commission (GPSC) Order (Docket 7892-U 12/30/97), LCUG 1-7.0, the FCC's NPRM (CC Docket 98-56 RM9101 04/17/98), the Louisiana Public Service Commission (LPSC) Order (Docket U-22252 Subdocket C 04/19/98), numerous arbitration cases, LPSC sponsored collaborative workshops (10/98-02/00), and proceedings in Alabama, Mississippi, and North Carolina have and continue to influence the SQM.

The SQM and the reports flowing from it must change to reflect the dynamic requirements of the industry. New measurements are added as new products, systems, and processes are developed and fielded. New products and services are added as the markets for them develop and the processes stabilize. The measurements are also changed to reflect changes in systems, correct errors, and respond to both 3<sup>rd</sup> Party audit requirements and Commission requirements.

This document is intended for use by someone with knowledge of telecommunications industry, information technologies and a functional knowledge of the subject areas covered by the BellSouth Performance Measurements and the reports that flow from them.

Once it is approved, the most current copy of this document can be found on the web at URL: <https://pmap.bellsouth.com> in the Documentation Downloads folder.

## Report Publication Dates

Each month, preliminary SQM reports will be posted to BellSouth's SQM web site (<https://www.pmap.bellsouth.com>) by 8:00 A.M. EST on the 21st day of each month or the first business day after the 21st. Final validated SQM reports will be posted by 8:00 A.M. on the last day of the month. Reports not posted by this time will be considered late for SEEM payment purposes. SEEM reports will be posted on the 15th of the following month. Payments due will also be paid on the 15th of the following month. For instance: May data will be posted in preliminary SQM reports on June 21. Final validated SQM reports will be posted on the last day of June. Final validated SEEM reports will be posted and payments mailed on July 15th. In the event the 15th falls on a weekend or holiday, reports and payments will be posted/made the next business day.

---

<sup>1</sup> *Alternative Local Exchange Companies (ALEC) and Competing Local Providers (CLP) are referred to as Competitive Local Exchange Carriers (CLEC) in this document.*



## Report Delivery Methods

CLEC SQM and SEEM reports will be considered delivered when posted to the web site. Commissions will be given access to the web site. In addition, a copy of the Monthly State Summary reports will be filed with the appropriate Commissions as soon as possible after the last day of each month.

**Document Number: RGN-V005-122101**

**Contents**

**Section 1: Operations Support Systems (OSS).....1-1**

- OSS-1: Average Response Time and Response Interval (Pre-Ordering/ Ordering) ..... 1-1
- OSS-2: Interface Availability (Pre-Ordering/Ordering) ..... 1-5
- OSS-3: Interface Availability (Maintenance & Repair) ..... 1-7
- OSS-4: Response Interval (Maintenance & Repair)..... 1-9
- PO-1: Loop Makeup - Response Time – Manual..... 1-11
- PO-2: Loop Make Up - Response Time - Electronic ..... 1-13

**Section 2: Ordering .....2-1**

- O-1: Acknowledgement Message Timeliness..... 2-1
- O-2: Acknowledgement Message Completeness ..... 2-3
- O-3: Percent Flow-Through Service Requests (Summary) ..... 2-4
- O-4: Percent Flow-Through Service Requests (Detail) ..... 2-6
- O-5: Flow-Through Error Analysis ..... 2-9
- O-6: CLEC LSR Information ..... 2-10
- LSR Flow Through Matrix..... 2-11
- O-7: Percent Rejected Service Requests..... 2-14
- O-8: Reject Interval ..... 2-16
- O-9: Firm Order Confirmation Timeliness ..... 2-19
- O-10: Service Inquiry with LSR Firm Order Confirmation (FOC) Response Time Manual ..... 2-22
- O-11: Firm Order Confirmation and Reject Response Completeness ..... 2-24
- O-12: Speed of Answer in Ordering Center..... 2-26
- O-13: LNP-Percent Rejected Service Requests ..... 2-27
- O-14: LNP-Reject Interval Distribution & Average Reject Interval..... 2-29
- O-15: LNP-Firm Order Confirmation Timeliness Interval Distribution & Firm Order Confirmation Average Interval..... 2-32

**Section 3: Provisioning .....3-1**

- P-1: Mean Held Order Interval & Distribution Intervals..... 3-1
- P-2: Average Jeopardy Notice Interval & Percentage of Orders Given Jeopardy Notices ..... 3-3
- P-3: Percent Missed Installation Appointments ..... 3-5
- P-4: Average Completion Interval (OCI) & Order Completion Interval Distribution ..... 3-8
- P-5: Average Completion Notice Interval ..... 3-11
- P-6: % Completions/Attempts without Notice or < 24 hours Notice ..... 3-13
- P-7: Coordinated Customer Conversions Interval..... 3-15
- P-7A: Coordinated Customer Conversions – Hot Cut Timeliness% Within Interval and Average Interval..... 3-17
- P-7B: Coordinated Customer Conversions – Average Recovery Time ..... 3-19
- P-7C: Hot Cut Conversions - % Provisioning Troubles Received Within 7 days of a completed Service Order ..... 3-21
- P-8: Cooperative Acceptance Testing - % of xDSL Loops Tested ..... 3-23
- P-9: % Provisioning Troubles within 30 days of Service Order Completion ..... 3-25
- P-10: Total Service Order Cycle Time (TSOCT)..... 3-28
- P-11: Service Order Accuracy..... 3-30
- P-12: LNP-Percent Missed Installation Appointments..... 3-32
- P-13: LNP-Average Disconnect Timeliness Interval & Disconnect Timeliness Interval Distribution

..... 3-34

P-14: LNP-Total Service Order Cycle Time (TSOCT)..... 3-36

**Section 4: Section 4: Maintenance & Repair.....4-1**

M&R-1: Missed Repair Appointments..... 4-1

M&R-2: Customer Trouble Report Rate ..... 4-3

M&R-3: Maintenance Average Duration ..... 4-5

M&R-4: Percent Repeat Troubles within 30 Days..... 4-7

M&R-5: Out of Service (OOS) > 24 Hours ..... 4-9

M&R-6: Average Answer Time – Repair Centers ..... 4-11

M&R-7: Mean Time To Notify CLEC of Network Outages..... 4-12

**Section 5: Billing.....5-1**

B-1: Invoice Accuracy ..... 5-1

B2: Mean Time to Deliver Invoices ..... 5-3

B3: Usage Data Delivery Accuracy..... 5-5

B4: Usage Data Delivery Completeness..... 5-6

B5: Usage Data Delivery Timeliness ..... 5-7

B6: Mean Time to Deliver Usage..... 5-8

B7: Recurring Charge Completeness..... 5-9

B8: Non-Recurring Charge Completeness..... 5-10

**Section 6: Operator Services And Directory Assistance .....6-1**

OS-1: Speed to Answer Performance/Average Speed to Answer - Toll ..... 6-1

OS-2: Speed to Answer Performance/Percent Answered with “X” Seconds - Toll..... 6-2

DA-1: Speed to Answer Performance/Average Speed to Answer - Directory Assistance (DA)..... 6-3

DA-2: Speed to Answer Performance/Percent Answered within “X” Seconds - Directory Assistance (DA) ..... 6-4

**Section 7: Database Update Information.....7-1**

D-1: Average Database Update Interval..... 7-1

D-2: Percent Database Update Accuracy..... 7-3

D-3: Percent NXXs and LRNs Loaded by the LERG Effective Date ..... 7-5

**Section 8: E911 .....8-1**

E-1: Timeliness..... 8-1

E-2: Accuracy..... 8-2

E-3: Mean Interval..... 8-3

**Section 9: Trunk Group Performance.....9-1**

TGP-1: Trunk Group Performance-Aggregate ..... 9-1

TGP-2: Trunk Group Performance-CLEC Specific ..... 9-3

**Section 10: Collocation .....10-1**

C-1: Collocation Average Response Time..... 10-1

C-2: Collocation Average Arrangement Time ..... 10-2

C-3: Collocation Percent of Due Dates Missed..... 10-3

**Section 11: Change Management.....11-4**

CM-1: Timeliness of Change Management Notices ..... 11-4

CM-2: Change Management Notice Average Delay Days..... 11-5

CM-3: Timeliness of Documents Associated with Change ..... 11-6

CM-4: Change Management Documentation Average Delay Days ..... 11-7

CM-5: Notification of CLEC Interface Outages ..... 11-8

**Section 12: Bona Fide / New Business Request Process ..... 12-1**

    BFR-1: Percentage of BFR/NBR Requests Processed Within 30 Business Days ..... 12-1

    BFR-2: Percentage of Quotes Provided for Authorized BFR/NBR Requests Processed Within X  
         (10/30/60) Business Days ..... 12-2

**Appendix A: Reporting Scope..... 1**

    A-1: Standard Service Groupings..... 1

    A-2: Standard Service Order Activities ..... 1

**Appendix B: Glossary of Acronyms and Terms..... 1**

**Appendix C: BellSouth Audit Policy..... 1**

# Section 1: Operations Support Systems (OSS)

## OSS-1: Average Response Time and Response Interval (Pre-Ordering/Ordering)

### Definition

Average response time and response intervals are the average times and number of requests responded to within certain intervals for accessing legacy data associated with appointment scheduling, service & feature availability, address verification, request for Telephone numbers (TNs), and Customer Service Records (CSRs).

### Exclusions

None

### Business Rules

The average response time for retrieving pre-order/order information from a given legacy system is determined by summing the response times for all requests submitted to the legacy systems during the reporting period and dividing by the total number of legacy system requests for that month.

The response interval starts when the client application (LENS or TAG for CLECs and RNS or ROS for BellSouth) submits a request to the legacy system and ends when the appropriate response is returned to the client application. The number of accesses to the legacy systems during the reporting period which take less than 2.3 seconds, the number of accesses which take more than 6 seconds, and the number which are less than or equal to 6.3 seconds are also captured.

### Calculation

**Response Time** = (a - b)

- a = Date & Time of Legacy Response
- b = Date & Time of Legacy Request

**Average Response Time** = c / d

- c = Sum of Response Times
- d = Number of Legacy Requests During the Reporting Period

### Report Structure

- Not CLEC Specific
- Not Product/Service Specific
- Regional Level

### Data Retained

Relating to CLEC Experience	Relating to BellSouth Performance
<ul style="list-style-type: none"> <li>• Report Month</li> <li>• Legacy Contract (per reporting dimension)</li> <li>• Response Interval</li> <li>• Regional Scope</li> </ul>	<ul style="list-style-type: none"> <li>• Report Month</li> <li>• Legacy Contract (per reporting dimension)</li> <li>• Response Interval</li> <li>• Regional Scope</li> </ul>

### SQM Disaggregation - Analog/Benchmark

SQM Level of Disaggregation	SQM Analog/Benchmark
<ul style="list-style-type: none"> <li>• <b>RSAG – Address</b> (Regional Street Address Guide-Address) – stores street address information used to validate customer addresses. CLECs and BellSouth query this legacy system.</li> <li>• <b>RSAG – TN</b> (Regional Street Address Guide-Telephone number) – contains information about facilities available and telephone numbers working at a given address.</li> </ul>	

<p>CLECs and BellSouth query this legacy system.</p> <ul style="list-style-type: none"> <li>• <b>ATLAS</b> (Application for Telephone Number Load Administration and Selection) – acts as a warehouse for storing telephone numbers that are available for assignment by the system. It enables CLECs and BellSouth service reps to select and reserve telephone numbers. CLECs and BellSouth query this legacy system.</li> <li>• <b>COFFI</b> (Central Office Feature File Interface) – stores information about product and service offerings and availability. CLECs query this legacy system.</li> <li>• <b>DSAP</b> (DOE Support Application) – provides due date information. CLECs and BellSouth query this legacy system.</li> <li>• <b>HAL/CRIS</b> (Hands-Off Assignment Logic/Customer Record Information System) – a system used to access the Business Office Customer Record Information System (BOCRIS). It allows BellSouth servers, including LENS, access to legacy systems. CLECs query this legacy system.</li> <li>• <b>P/SIMS</b> (Product/Services Inventory Management system) – provides information on capacity, tariffs, inventory and service availability. CLECs query this legacy system.</li> <li>• <b>OASIS</b> (Obtain Available Services Information Systems) – Information on feature and rate availability. BellSouth queries this legacy system.</li> </ul>	
---	--

**Table 1: Legacy System Access Times For RNS**

System	Contract	Data	< 2.3 sec.	> 6 sec.	<= 6.3 sec.	Avg. Sec.	# of Calls
RSAG	RSAG-TN	Address	x	x	x	x	x
RSAG	RSAG-ADDR	Address	x	x	x	x	x
ATLAS	ATLAS-TN	TN	x	x	x	x	x
DSAP	DSAP	Schedule	x	x	x	x	x
CRIS	CRSACCTS	CSR	x	x	x	x	x
OASIS	OASISCAR	Feature/Service	x	x	x	x	x
OASIS	OASISLPC	Feature/Service	x	x	x	x	x
OASIS	OASISMTN	Feature/Service	x	x	x	x	x
OASIS	OASISBIG	Feature/Service	x	x	x	x	x

**Table 2: Legacy System Access Times For R0S**

System	Contract	Data	< 2.3 sec.	> 6 sec.	<= 6.3 sec.	Avg. sec.	# of Calls
RSAG	RSAG-TN	Address	x	x	x	x	x
RSAG	RSAG-ADDR	Address	x	x	x	x	x
ATLAS	ATLAS-TN	TN	x	x	x	x	x
DSAP	DSAP	Schedule	x	x	x	x	x
CRIS	CRSOCSR	CSR	x	x	x	x	x
OASIS	OASISBIG	Feature/Service	x	x	x	x	x

**Table 3: Legacy System Access Times For LENS**

System	Contract	Data	< 2.3 sec.	> 6 sec.	<6.3 sec.	Avg. sec.	# of Calls
RSAG	RSAG-TN	Address	x	x	x	x	x
RSAG	RSAG-ADDR	Address	x	x	x	x	x
ATLAS	ATLAS-TN	TN	x	x	x	x	x
DSAP	DSAP	Schedule	x	x	x	x	x
HAL	HAL/CRIS	CSR	x	x	x	x	x
COFFI	COFFI/USOC	Feature/Service	x	x	x	x	x
P/SIMS	PSIMS/ORB	Feature/Service	x	x	x	x	x

**Table 4: Legacy System Access Times For TAG**

System	Contract	Data	< 2.3 sec.	> 6 sec.	<6.3 sec.	Avg. sec.	# of Calls
RSAG	RSAG-TN	Address	x	x	x	x	x
RSAG	RSAG-ADDR	Address	x	x	x	x	x
ATLAS	ATLAS-TN	TN	x	x	x	x	x
ATLAS	ATLAS-MLH	TN	x	x	x	x	x
ATLAS	ATLAS-DID	TN	x	x	x	x	x
DSAP	DSAP	Schedule	x	x	x	x	x
CRIS	CRSECSRL	CSR	x	x	x	x	x
CRIS	CRSECSR	CSR	x	x	x	x	x

**SEEM Measure**

SEEM Measure		
Yes	Tier I	
	Tier II	X

**Note:** CLEC specific data is not available in this measure. Queries of this sort do not have company specific signatures.

**SEEM Disaggregation - Analog/Benchmark**

SEEM Disaggregation	SEEM Analog/Benchmark
<ul style="list-style-type: none"> <li>• <b>RSAG – Address</b> (Regional Street Address Guide-Address) – stores street address information used to validate customer addresses. CLECs and BellSouth query this legacy system.</li> <li>• <b>RSAG – TN</b> (Regional Street Address Guide-Telephone number) – contains information about facilities available and telephone numbers working at a given address. CLECs and BellSouth query this legacy system.</li> <li>• <b>ATLAS</b> (Application for Telephone Number Load Administration and Selection) – acts as a warehouse for storing telephone numbers that are available for assignment by the system. It enables CLECs and BellSouth service reps to select and reserve telephone numbers. CLECs and BellSouth query this legacy system.</li> <li>• <b>COFFI</b> (Central Office Feature File Interface) – stores information about product and service offerings and availability. CLECs query this legacy system.</li> <li>• <b>DSAP</b> (DOE Support Application) – provides due date information. CLECs and BellSouth query this legacy system.</li> <li>• <b>HAL/CRIS</b> (Hands-Off Assignment Logic/Customer Record Information System) – a system used to access the</li> </ul>	<ul style="list-style-type: none"> <li>• Percent Response Received within 6.3 seconds: &gt; 95%</li> <li>• Parity + 2 seconds</li> </ul>

<p>Business Office Customer Record Information System (BOCRIS). It allows BellSouth servers, including LENS, access to legacy systems. CLECs query this legacy system.</p> <ul style="list-style-type: none"> <li>• <b>P/SIMS</b> (Product/Services Inventory Management system) – provides information on capacity, tariffs, inventory and service availability. CLECs query this legacy system.</li> <li>• <b>OASIS</b> (Obtain Available Services Information Systems) – Information on feature and rate availability. BellSouth queries this legacy system.</li> </ul>	
--	--

**SEEM OSS Legacy Systems**

System	BellSouth	CLEC
<b>Telephone Number/Address</b>		
RSAG-ADDR	RNS, ROS	TAG, LENS
RSAG-TN	RNS, ROS	TAG, LENS
ATLAS	RNS,ROS	TAG, LENS
<b>Appointment Scheduling</b>		
DSAP	RNS, ROS	TAG, LENS
<b>CSR Data</b>		
CRSACCTS	RNS	
CRSOCSR	ROS	
HAL/CRIS		LENS
CRSECSRL		TAG
CRSECSR		TAG
<b>Service/Feature Availability</b>		
OASISBIG	RNS, ROS	
PSIMS/ORB		LENS



## OSS-2: Interface Availability (Pre-Ordering/Ordering)

### Definition

Percent of time applications are functionally available as compared to scheduled availability. Calculations are based upon availability of applications and interfacing applications utilized by CLECs for pre-ordering and ordering. "Functional Availability" is defined as the number of hours in the reporting period that the applications/interfaces are available to users. "Scheduled Availability" is defined as the number of hours in the reporting period that the applications/interfaces are scheduled to be available.

Scheduled availability is posted on the Interconnection web site: ([www.interconnection.bellsouth.com/oss/oss\\_hour.html](http://www.interconnection.bellsouth.com/oss/oss_hour.html))

### Exclusions

- CLEC-impacting troubles caused by factors outside of BellSouth's purview, e.g., troubles in customer equipment, troubles in networks owned by telecommunications companies other than BellSouth, etc.
- Degraded service, e.g., slow response time, loss of non-critical functionality, etc.

### Business Rules

This measurement captures the functional availability of applications/interfaces as a percentage of scheduled availability for the same systems. Only full outages are included in the calculations for this measure. Full outages are defined as occurrences of either of the following:

- Application/interfacing application is down or totally inoperative.
- Application is totally inoperative for customers attempting to access or use the application. This includes transport outages when they may be directly associated with a specific application.

Comparison to an internal benchmark provides a vehicle for determining whether or not CLECs and retail BST entities are given comparable opportunities for use of pre-ordering and ordering systems.

### Calculation

**Interface Availability (Pre-Ordering/Ordering) = (a / b) X 100**

- a = Functional Availability
- b = Scheduled Availability

### Report Structure

- Not CLEC Specific
- Not Product/Service Specific
- Regional Level

### Data Retained

Relating to CLEC Experience	Relating to BellSouth Performance
<ul style="list-style-type: none"> <li>• Report Month</li> <li>• Legacy Contract Type (per reporting dimension)</li> <li>• Regional Scope</li> <li>• Hours of Downtime</li> </ul>	<ul style="list-style-type: none"> <li>• Report Month</li> <li>• Legacy Contract Type (per reporting dimension)</li> <li>• Regional Scope</li> <li>• Hours of Downtime</li> </ul>

### SQM Disaggregation - Analog/Benchmark

SQM Level of Disaggregation	SQM Analog/Benchmark
<ul style="list-style-type: none"> <li>• Regional Level</li> </ul>	<ul style="list-style-type: none"> <li>• &gt;= 99.5%</li> </ul>

**OSS Interface Availability**

Application	Applicable to	% Availability
EDI	CLEC	x
TAG	CLEC	x
LENS	CLEC	x
LEO	CLEC	x
LESOG	CLEC	x
LNP Gateway	CLEC	x
COG	CLEC	Under Development
SOG	CLEC	Under Development
DOM	CLEC	Under Development
DOE	CLEC/BellSouth	x
SONGS	CLEC/BellSouth	x
ATLAS/COFFI	CLEC/BellSouth	x
BOCRIS	CLEC/BellSouth	x
DSAP	CLEC/BellSouth	x
RSAG	CLEC/BellSouth	x
SOCS	CLEC/BellSouth	x
CRIS	CLEC/BellSouth	x

**SEEM Measure**

SEEM Measure		
Yes	Tier I	
	Tier II	X

**SEEM Disaggregation - Analog/Benchmark**

SEEM Disaggregation	SEEM Analog/Benchmark
• Regional Level	• >= 99.5%

**SEEM OSS Interface Availability**

Application	Applicable to	% Availability
EDI	CLEC	x
HAL	CLEC	x
LENS	CLEC	x
LEO Mainframe	CLEC	x
LESOG	CLEC	x
PSIMS	CLEC	x
TAG	CLEC	x

## OSS-3: Interface Availability (Maintenance & Repair)

### Definition

Percent of time applications are functionally available as compared to scheduled availability. Calculations are based upon availability of applications and interfacing applications utilized by CLECs for maintenance and repair. "Functional Availability" is defined as the number of hours in the reporting period that the applications/interfaces are available to users. "Scheduled Availability" is defined as the number of hours in the reporting period that the applications/interfaces are scheduled to be available.

Scheduled availability is posted on the Interconnection web site: ([www.interconnection.bellsouth.com/oss/oss\\_hour.html](http://www.interconnection.bellsouth.com/oss/oss_hour.html))

### Exclusions

- CLEC-impacting troubles caused by factors outside of BellSouth's purview, e.g., troubles in customer equipment, troubles in networks owned by telecommunications companies other than BellSouth, etc.
- Degraded service, e.g., slow response time, loss of non-critical functionality, etc.

### Business Rules

This measurement captures the functional availability of applications/interfaces as a percentage of scheduled availability for the same systems. Only full outages are included in the calculations for this measure. Full outages are defined as occurrences of either of the following:

- Application/interfacing application is down or totally inoperative.
- Application is totally inoperative for customers attempting to access or use the application. This includes transport outages when they may be directly associated with a specific application.

Comparison to an internal benchmark provides a vehicle for determining whether or not CLECs and retail BST entities are given comparable opportunities for use of maintenance and repair systems.

### Calculation

**OSS Interface Availability** (a / b) X 100

- a = Functional Availability
- b = Scheduled Availability

### Report Structure

- Not CLEC Specific
- Not Product/Service Specific
- Regional Level

### Data Retained

Relating to CLEC Experience	Relating to BellSouth Performance
<ul style="list-style-type: none"> <li>• Availability of CLEC TAFI</li> <li>• Availability of LMOS HOST, MARCH, SOCS, CRIS, PREDICTOR, LNP and OSPCM</li> <li>• ECTA</li> </ul>	<ul style="list-style-type: none"> <li>• Availability of BellSouth TAFI</li> <li>• Availability of LMOS HOST, MARCH, SOCS, CRIS, PREDICTOR, LNP and OSPCM</li> </ul>

### SQM Disaggregation - Analog/Benchmark

SQM Level of Disaggregation	SQM Analog/Benchmark
<ul style="list-style-type: none"> <li>• Regional Level</li> </ul>	<ul style="list-style-type: none"> <li>• &gt;= 99.5%</li> </ul>

**OSS Interface Availability (M&R)**

OSS Interface	% Availability
BST TAFI	x
CLEC TAFI	x
CLEC ECTA	x
<b>BellSouth &amp; CLEC</b>	x
CRIS	x
LMOS HOST	x
LNP	x
MARCH	x
OSPCM	x
PREDICTOR	x
SOCS	x

**SEEM Measure**

SEEM Measure		
Yes	Tier I	
	Tier II	X

**SEEM Disaggregation - Analog/Benchmark**

SEEM Disaggregation	SEEM Analog/Benchmark
• Regional Level	• >= 99.5%

**OSS Interface Availability (M&R)**

OSS Interface	% Availability
CLEC TAFI	x
CLEC ECTA	x

## OSS-4: Response Interval (Maintenance & Repair)

### Definition

The response intervals are determined by subtracting the time a request is received on the BellSouth side of the interface from the time the response is received from the legacy system. Percentages of requests falling into each interval category are reported, along with the actual number of requests falling into those categories.

### Exclusions

None

### Business Rules

This measure is designed to monitor the time required for the CLEC and BellSouth interface system to obtain from BellSouth's legacy systems the information required to handle maintenance and repair functions. The clock starts on the date and time when the request is received on the BellSouth side of the interface and the clock stops when the response has been transmitted through that same point to the requester.

**Note:** The OSS Response Interval BellSouth Total Report is a combination of BellSouth Residence and Business Total.

### Calculation

**OSS Response Interval** = (a - b)

- a = Query Response Date and Time
- b = Query Request Date and Time

**Percent Response Interval** (per category) = (c / d) X 100

- c = Number of Response Intervals in category "X"
- d = Number of Queries Submitted in the Reporting Period

where, "X" is <= 4, > 4 <= 10, <= 10, > 10, or > 30 seconds.

### Report Structure

- Not CLEC Specific
- Not product/service specific
- Regional Level

### Data Retained

Relating to CLEC Experience	Relating to BellSouth Performance
• CLEC Transaction Intervals	• BellSouth Business and Residential Transactions Intervals

### SQM Disaggregation - Analog/Benchmark

SQM Level of Disaggregation	SQM Analog/Benchmark
• Regional Level	• Parity

**Legacy System Access Times for M&R**

System	BellSouth & CLEC	Count				
		<= 4	> 4 <= 10	<= 10	> 10	> 30
CRIS	x	x	x	x	x	x
DLETH	x	x	x	x	x	x
DLR	x	x	x	x	x	x
LMOS	x	x	x	x	x	x
LMOSupd	x	x	x	x	x	x
LNP	x	x	x	x	x	x
MARCH	x	x	x	x	x	x
OSPCM	x	x	x	x	x	x
Predictor	x	x	x	x	x	x
SOCS	x	x	x	x	x	x
NIW	x	x	x	x	x	x

**SEEM Measure**

SEEM Measure	
No	Tier I
	Tier II

**SEEM Disaggregation - Analog/Benchmark**

SEEM Disaggregation	SEEM Analog/Benchmark
• Not Applicable	• Not Applicable

## PO-1: Loop Makeup - Response Time – Manual

### Definition

This report measures the average interval and percent within the interval from the submission of a Manual Loop Makeup Service Inquiry (LMUSI) to the distribution of Loop Makeup information back to the CLEC.

### Exclusions

- Inquiries, which are submitted electronically.
- Designated Holidays are excluded from the interval calculation.
- Weekend hours from 5:00PM Friday until 8:00AM Monday are excluded from the interval calculation.
- Canceled Inquiries.

### Business Rules

The CLEC Manual Loop Makeup Service Inquiry (LMUSI) process includes inquiries submitted via mail or FAX to BellSouth's Complex Resale Support Group (CRSG).

This measurement combines three intervals:

1. From receipt of the Service Inquiry for Loop Makeup to hand off to the Service Advocacy Center (SAC) for "Look-up."
2. From SAC start date to SAC complete date.
3. From SAC complete date to date the Complex Resale Support Group (CRSG) distributes loop makeup information back to the CLEC.

The "Receive Date" is defined as the date the Manual LMUSI is received by the CRSG. It is counted as day Zero. LMU "Return Date" is defined as the date the LMU information is sent back to the CLEC from BellSouth. The interval calculation is reset to Zero when a CLEC initiated change occurs on the Manual LMU request.

**Note:** The Loop Make Up Service Inquiry Form does not require the CLEC to furnish the type of Loop. The CLEC determines whether the loop makeup will support the type of service they wish to order or not and qualifies the loop. If the loop makeup will support the service, a firm order LSR is submitted by the CLEC.

### Calculation

**Response Interval** = (a - b)

- a = Date and Time LMUSI returned to CLEC
- b = Date and Time the LMUSI is received

**Average Interval** = (c / d)

- c = Sum of all Response Intervals
- d = Total Number of LMUSIs received within the reporting period

**Percent within interval** = (e / f) X 100

- e = Total LMUSIs received within the interval
- f = Total Number of LMUSIs processed within the reporting period

**Report Structure**

- CLEC Aggregate
- CLEC Specific
- Geographic Scope
  - State
  - Region
- Interval for manual LMUs:
  - 0 - <= 1 day
  - >1 - <= 2 days
  - >2 - <= 3 days
  - 0 - <= 3 days
  - >3 - <= 6 days
  - >6 - <= 10 days
  - > 10 days
- Average Interval in days

**Data Retained**

Relating to CLEC Experience	Relating to BellSouth Performance
<ul style="list-style-type: none"> <li>• Report Month</li> <li>• Total Number of Inquiries</li> <li>• SI Intervals</li> <li>• State and Region</li> </ul>	<ul style="list-style-type: none"> <li>• Not Applicable</li> </ul>

**SQM Disaggregation - Analog/Benchmark**

SQM Level of Disaggregation	SQM Analog/Benchmark
<ul style="list-style-type: none"> <li>• Loops</li> </ul>	Benchmark <ul style="list-style-type: none"> <li>• 95% &lt;= 3 Business Days</li> </ul>

**SEEM Measure**

SEEM Measure		
Yes	Tier I	X
	Tier II	X

**SEEM Disaggregation - Analog/Benchmark**

SEEM Disaggregation	SEEM Analog/Benchmark
<ul style="list-style-type: none"> <li>• Loops</li> </ul>	Benchmark <ul style="list-style-type: none"> <li>• 95% &lt;= 3 Business Days</li> </ul>



## PO-2: Loop Make Up - Response Time - Electronic

### Definition

This report measures the average interval and the percent within the interval from the electronic submission of a Loop Makeup Service Inquiry (LMUSI) to the distribution of Loop Makeup information back to the CLEC.

### Exclusions

- Manually submitted inquiries.
- Designated Holidays are excluded from the interval calculation.
- Canceled Requests.
- Scheduled OSS Maintenance.

### Business Rules

The response interval starts when the CLEC's Mechanized Loop Makeup Service Inquiry (LMUSI) is submitted electronically through the Operational Support Systems interface, LENS, TAG or RoboTAG. It ends when BellSouth's Loop Facility Assignment and Control System (LFACS) responds electronically to the CLEC with the requested Loop Makeup data via LENS, TAG or RoboTAG Interfaces.

**Note:** The Loop Make Up Service Inquiry Form does not require the CLEC to furnish the type of Loop. The CLEC determines whether the loop makeup will support the type of service they wish to order or not and qualifies the loop. If the loop makeup will support the service, a firm order LSR is submitted by the CLEC. EDI is not a pre-ordering system, and, therefore, is not applicable in this measure.

### Calculation

**Response Interval** = (a - b)

- a = Date and Time LMUSI returned to CLEC
- b = Date and Time the LMUSI is received

**Average Interval** = (c / d)

- c = Sum of all response intervals
- d = Total Number of LMUSIs received within the reporting period

**Percent within interval** = (e / f) X 100

- e = Total LMUSIs received within the interval
- f = Total Number of LMUSIs processed within the reporting period

### Report Structure

- CLEC Aggregate
- CLEC Specific
- Geographic Scope
  - State
  - Region
- Interval for electronic LMUs:
  - 0 - <= 1 minute
  - >1 - <= 5 minutes
  - 0 - <= 5 minutes
  - > 5 - <= 8 minutes
  - > 8 - <= 15 minutes
  - > 15 minutes
- Average Interval in minutes

### Data Retained

Relating to CLEC Experience	Relating to BellSouth Performance
• Report Month	• Not Applicable

<ul style="list-style-type: none"> <li>• Legacy Contract</li> <li>• Response Interval</li> <li>• Regional Scope</li> </ul>	
--	--

**SQM Disaggregation - Analog/Benchmark**

SQM Level of Disaggregation	SQM Analog/Benchmark
<ul style="list-style-type: none"> <li>• Loops</li> </ul>	Benchmark <ul style="list-style-type: none"> <li>• 90% &lt;= 5 Minutes (05/01/01)</li> <li>• 95% &lt;= 1 Minute (08/01/01)</li> </ul>

**SEEM Measure**

SEEM Measure		
Yes	Tier I	X
	Tier II	X

**SEEM Disaggregation - Analog/Benchmark**

SEEM Disaggregation	SEEM Analog/Benchmark
<ul style="list-style-type: none"> <li>• Loop</li> </ul>	<ul style="list-style-type: none"> <li>• 90% &lt;= 5 Minutes (05/01/01)</li> <li>• 95% &lt;= 1 Minute (08/01/01)</li> </ul>

## Section 2: Ordering

### O-1: Acknowledgement Message Timeliness

#### Definition

This measurement provides the response interval from the time an LSR or transmission (may contain multiple LSRs from one or more CLECs in multiple states) is electronically submitted via EDI or TAG respectively until an acknowledgement notice is sent by the system.

#### Exclusions

- Scheduled OSS Maintenance

#### Business Rules

The process includes EDI & TAG system functional acknowledgements for all messages/Local Service Requests (LSRs) which are electronically submitted by the CLEC. Users of EDI may package many LSRs into one transmission which will receive the acknowledgement message. EDI users may place multiple LSRs in one “envelope” requesting service in one or more states which will mask the identity of the state and CLEC. The start time is the receipt time of the message at BellSouth’s side of the interface (gateway). The end time is when the acknowledgement is transmitted by BellSouth at BellSouth’s side of the interface (gateway). If more than one CLEC uses the same ordering center (aggregator), an Acknowledgement Message will be returned to the “Aggregator”. However, BellSouth will not be able to determine which specific CLEC or state this message represented.

#### Calculation

**Response Interval** = (a - b)

- a = Date and Time Acknowledgement Notices returned to CLEC
- b = Date and Time messages/LSRs electronically submitted by the CLEC via EDI or TAG respectively

**Average Response Interval** = (c / d)

- c = Sum of all Response Intervals
- d = Total number of electronically submitted messages/LSRs received, from CLECs via EDI or TAG respectively, in the Reporting Period.

#### Reporting Structure

- CLEC Aggregate
- CLEC Specific/Aggregator
- Geographic Scope
  - Region
- Electronically Submitted LSRs
  - 0 – <= 10 minutes
  - >10 – <= 20 minutes
  - >20 – <= 30 minutes
  - 0 – <= 30 minutes
  - >30 – <= 45 minutes
  - >45 – <= 60 minutes
  - >60 – <= 120 minutes
  - >120 minutes
- Average interval for electronically submitted messages/LSRs in minutes

#### Data Retained

Relating to CLEC Experience	Relating to BellSouth Performance
<ul style="list-style-type: none"> <li>• Report Month</li> <li>• Record of Functional Acknowledgements</li> </ul>	<ul style="list-style-type: none"> <li>• Not Applicable</li> </ul>

**SQM Disaggregation - Analog/Benchmark**

SQM Level of Disaggregation	SQM Analog/Benchmark
<ul style="list-style-type: none"> <li>• EDI</li>   <li>• TAG</li> </ul>	<ul style="list-style-type: none"> <li>• EDI                             <ul style="list-style-type: none"> <li>- 90% &lt;= 30 minutes (05/01/01)</li> <li>- 95% &lt;= 30 minutes (08/01/01)</li> </ul> </li> <li>• TAG – 95% &lt;= 30 minutes</li> </ul>

**SEEM Measure**

SEEM Measure		
Yes	Tier I	X
	Tier II	X

**SEEM Disaggregation - Analog/Benchmark**

SEEM Disaggregation	SEEM Analog/Benchmark
<ul style="list-style-type: none"> <li>• EDI</li>   <li>• TAG</li> </ul>	<ul style="list-style-type: none"> <li>• EDI                             <ul style="list-style-type: none"> <li>- 90% &lt;= 30 minutes (05/01/01)</li> <li>- 95% &lt;= 30 minutes (08/01/01)</li> </ul> </li> <li>• TAG – 95% &lt;= 30 minutes</li> </ul>

## O-2: Acknowledgement Message Completeness

### Definition

This measurement provides the percent of transmissions/LSRs received via EDI or TAG respectively, which are acknowledged electronically.

### Exclusions

- Manually submitted LSRs
- Scheduled OSS Maintenance

### Business Rules

EDI and TAG send Functional Acknowledgements for all transmissions/LSRs, which are electronically submitted by a CLEC. Users of EDI may package many LSRs from multiple states in one transmission. If more than one CLEC uses the same ordering center, an Acknowledgement Message will be returned to the “Aggregator”, however, BellSouth will not be able to determine which specific CLEC this message represented. The Acknowledgement Message is returned prior to the determination of whether the transmission/LSR will be partially mechanized or fully mechanized.

### Calculation

$$\text{Acknowledgement Completeness} = (a / b) \times 100$$

- a = Total number of Functional Acknowledgements returned in the reporting period for transmissions/LSRs electronically submitted by EDI or TAG respectively
- b = Total number of electronically submitted transmissions/LSRs received in the reporting period by EDI or TAG respectively

### Report Structure

- CLEC Aggregate
- CLEC Specific/Aggregator
- Geographic Scope
  - Region

**Note:** The Order calls for Mechanized, Partially Mechanized, and Totally Mechanized, however, the Acknowledgement message is generated before the system recognizes whether this electronic transmission will be partially or fully mechanized.

### Data Retained

Relating to CLEC Experience	Relating to BellSouth Performance
<ul style="list-style-type: none"> <li>• Report Month</li> <li>• Record of Functional Acknowledgements</li> </ul>	<ul style="list-style-type: none"> <li>• Not Applicable</li> </ul>

### SQM Disaggregation - Analog/Benchmark

SQM Level of Disaggregation	SQM Analog/Benchmark
<ul style="list-style-type: none"> <li>• EDI</li> <li>• TAG</li> </ul>	<ul style="list-style-type: none"> <li>• Benchmark: 100%</li> </ul>

### SEEM Measure

SEEM Measure		
Yes	Tier I	X
	Tier II	X

### SEEM Disaggregation - Analog/Benchmark

SEEM Disaggregation	SEEM Analog/Benchmark
<ul style="list-style-type: none"> <li>• EDI</li> <li>• TAG</li> </ul>	<ul style="list-style-type: none"> <li>• Benchmark: 100%</li> </ul>

## O-3: Percent Flow-Through Service Requests (Summary)

### Definition

The percentage of Local Service Requests (LSR) and LNP Local Service Requests (LNP LSRs) submitted electronically via the CLEC mechanized ordering process that flow through and reach a status for a FOC to be issued, without manual intervention.

### Exclusions

- Fatal Rejects
- Auto Clarification
- Manual Fallout
- CLEC System Fallout
- Scheduled OSS Maintenance

### Business Rules

The CLEC mechanized ordering process includes all LSRs, including supplements (subsequent versions) which are submitted through one of the three gateway interfaces (TAG, EDI and LENS), that flow through and reach a status for a FOC to be issued, without manual intervention. These LSRs can be divided into two classes of service: Business and Residence, and two types of service: Resale, and Unbundled Network Elements (UNE). The CLEC mechanized ordering process does not include LSRs which are submitted manually (for example, fax and courier) or are not designed to flow through (for example, Manual Fallout.)

#### Definitions:

**Fatal Rejects:** Errors that prevent an LSR, submitted electronically by the CLEC, from being processed further. When an LSR is submitted by a CLEC, LEO/LNP Gateway will perform edit checks to ensure the data received is correctly formatted and complete. For example, if the PON field contains an invalid character, LEO/LNP Gateway will reject the LSR and the CLEC will receive a Fatal Reject.

**Auto-Clarification:** Clarifications that occur due to invalid data within the LSR. LESOG/LAUTO will perform data validity checks to ensure the data within the LSR is correct and valid. For example, if the address on the LSR is not valid according to RSAG, or if the LNP is not available for the NPA NXXX requested, the CLEC will receive an Auto-Clarification.

**Manual Fallout:** Planned Fallout that occur by design. Certain LSRs are designed to fallout of the Mechanized Order Process due to their complexity. These LSRs are manually processed by the LCSC. When a CLEC submits an LSR, LESOG/LAUTO will determine if the LSR should be forwarded to LCSC for manual handling. Following are the categories for Manual Fallout:

- |  |  |
|--|--|
| <ol style="list-style-type: none"> <li>1. Complex*</li> <li>2. Special pricing plans</li> <li>3. Some Partial migrations</li> <li>4. New telephone number not yet posted to BOCRIS</li> <li>5. Pending order review required</li> <li>6. CSR inaccuracies such as invalid or missing CSR data in CRIS</li> <li>7. Expedites (requested by the CLEC)</li> </ol> | <ol style="list-style-type: none"> <li>8. Denials-restore and conversion, or disconnect and conversion orders</li> <li>9. Class of service invalid in certain states with some types of service</li> <li>10. Low volume such as activity type "T" (move)</li> <li>11. More than 25 business lines, or more than 15 loops</li> <li>12. Transfer of calls option for the CLEC end users</li> <li>13. Directory Listings (Intentions and Captions)</li> </ol> |
|--|--|

\*See LSR Flow-Through Matrix following O-6 for a list of services, including complex services, and whether LSRs issued for the services are eligible to flow through.

**Total System Fallout:** Errors that require manual review by the LSCS to determine if the error is caused by the CLEC, or is due to BellSouth system functionality. If it is determined the error is caused by the CLEC, the LSR will be sent back to the CLEC for clarification. If it is determined the error is BellSouth caused, the LCSC representative will correct the error, and the LSR will continue to be processed.

**Z Status:** LSRs that receive a supplemental LSR submission prior to final disposition of the original LSR.

### Calculation

**Percent Flow Through** =  $a / [b - (c + d + e + f)] \times 100$

- a = The total number of LSRs that flow through LESOG/LAUTO and reach a status for a FOC to be issued
- b = the number of LSRs passed from LEO/LNP Gateway to LESOG/LAUTO
- c = the number of LSRs that fall out for manual processing
- d = the number of LSRs that are returned to the CLEC for clarification
- e = the number of LSRs that contain errors made by CLECs
- f = the number of LSRs that receive a Z status

**Percent Achieved Flow Through** = a / [b-(c+d+e)] X 100

- a = the number of LSRs that flow through LESOG/LAUTO and reach a status for a FOC to be issued
- b = the number of LSRs passed from LEO/LNP Gateway to LESOG/LAUTO
- c = the number of LSRs that are returned to the CLEC for clarification
- d = the number of LSRs that contain errors made by CLECs
- e = the number of LSRs that receive Z status

**Report Structure**

- CLEC Aggregate
  - Region

**Data Retained**

Relating to CLEC Experience	Relating to BellSouth Performance
<ul style="list-style-type: none"> <li>• Report Month</li> <li>• Total Number of LSRs Received, by Interface, by CLEC                             <ul style="list-style-type: none"> <li>- TAG</li> <li>- EDI</li> <li>- LENS</li> </ul> </li> <li>• Total Number of Errors by Type, by CLEC                             <ul style="list-style-type: none"> <li>- Fatal Rejects</li> <li>- Auto Clarification</li> <li>- CLEC Caused System Fallout</li> </ul> </li> <li>• Total Number of Errors by Error Code</li> <li>• Total Fallout for Manual Processing</li> </ul>	<ul style="list-style-type: none"> <li>• Report Month</li> <li>• Total Number of Errors By Type                             <ul style="list-style-type: none"> <li>- Bellsouth System Error</li> </ul> </li> </ul>

**SQM Disaggregation - Analog/Benchmark**

SQM Level of Disaggregation	SQM Analog/Benchmark <sup>2</sup>
• Residence	• Benchmark: 95%
• Business	• Benchmark: 90%
• UNE	• Benchmark: 85%
• LNP	• Benchmark: 85%

**SEEM Measure**

SEEM Measure		
Yes	Tier I	
	Tier II	X

**SEEM Disaggregation - Analog/Benchmark**

SEEM Disaggregation	SEEM Analog/Benchmark <sup>3</sup>
• Residence	• Benchmark: 95%
• Business	• Benchmark: 90%
• UNE	• Benchmark: 85%
• LNP	• Benchmark: 85%

<sup>2</sup> Benchmarks do not apply to the "Percent Achieved Flow Through."

<sup>3</sup> Benchmarks do not apply to the "Percent Achieved Flow Through."

## O-4: Percent Flow-Through Service Requests (Detail)

### Definition

A detailed list, by CLEC, of the percentage of Local Service Requests (LSR) and LNP Local Service Requests (LNP LSRs) submitted electronically via the CLEC mechanized ordering process that flow through and reach a status for a FOC to be issued, without manual or human intervention.

### Exclusions

- Fatal Rejects
- Auto Clarification
- Manual Fallout
- CLEC System Fallout
- Scheduled OSS Maintenance

### Business Rules

The CLEC mechanized ordering process includes all LSRs, including supplements (subsequent versions) which are submitted through one of the three gateway interfaces (TAG, EDI, and LENS), that flow through and reach a status for a FOC to be issued, without manual intervention. These LSRs can be divided into two classes of service: Business and Residence, and three types of service: Resale, and Unbundled Network Elements (UNE). The CLEC mechanized ordering process does not include LSRs, which are submitted manually (for example, fax and courier) or are not designed to flow through (for example, Manual Fallout.)

#### Definitions:

**Fatal Rejects:** Errors that prevent an LSR, submitted electronically by the CLEC, from being processed further. When an LSR is submitted by a CLEC, LEO/LNP Gateway will perform edit checks to ensure the data received is correctly formatted and complete. For example, if the PON field contains an invalid character, LEO/LNP Gateway will reject the LSR and the CLEC will receive a Fatal Reject.

**Auto-Clarification:** Clarifications that occur due to invalid data within the LSR. LESOG/LAUTO will perform data validity checks to ensure the data within the LSR is correct and valid. For example, if the address on the LSR is not valid according to RSAG, or if the LNP is not available for the NPA NXXX requested, the CLEC will receive an Auto-Clarification.

**Manual Fallout:** Planned Fallout that occur by design. Certain LSRs are designed to fallout of the Mechanized Order Process due to their complexity. These LSRs are manually processed by the LCSC. When a CLEC submits an LSR, LESOG/LAUTO will determine if the LSR should be forwarded to LCSC for manual handling. Following are the categories for Manual Fallout:

- |   |  |
|---|--|
| 1. Complex*   | 8. Denials-restore and conversion, or disconnect and conversion orders   |
| 2. Special pricing plans  | 9. Class of service invalid in certain states with some types of service |
| 3. Some Partial migrations                                      | 10. Low volume such as activity type "T" (move)                          |
| 4. New telephone number not yet posted to BOCRIS                | 11. More than 25 business lines, or more than 15 loops                   |
| 5. Pending order review required                                | 12. Transfer of calls option for the CLEC end users                      |
| 6. CSR inaccuracies such as invalid or missing CSR data in CRIS | 13. Directory Listings (Indentions and Captions)                         |
| 7. Expedites (requested by the CLEC)                            |  |

\*See LSR Flow-Through Matrix following O-6 for a list of services, including complex services, and whether LSRs issued for the services are eligible to flow through.

**Total System Fallout:** Errors that require manual review by the LSCS to determine if the error is caused by the CLEC, or is due to BellSouth system functionality. If it is determined the error is caused by the CLEC, the LSR will be sent back to the CLEC for clarification. If it is determined the error is BellSouth caused, the LCSC representative will correct the error, and the LSR will continue to be processed.

**Z Status:** LSRs that receive a supplemental LSR submission prior to final disposition of the original LSR.

### Calculation

**Percent Flow Through** =  $a / [b - (c + d + e + f)] \times 100$



- a = The total number of LSRs that flow through LESOG/LAUTO and reach a status for a FOC to be issued
- b = the number of LSRs passed from LEO/LNP Gateway to LESOG/LAUTO
- c = the number of LSRs that fall out for manual processing
- d = the number of LSRs that are returned to the CLEC for clarification
- e = the number of LSRs that contain errors made by CLECs
- f = the number of LSRs that receive a Z status

**Percent Achieved Flow Through** = a / [b-(c+d+e)] X 100

- a = the number of LSRs that flow through LESOG/LAUTO and reach a status for a FOC to be issued
- b = the number of LSRs passed from LEO/LNP Gateway to LESOG/LAUTO
- c = the number of LSRs that are returned to the CLEC for clarification
- d = the number of LSRs that contain errors made by CLECs
- e = the number of LSRs that receive Z status

**Report Structure**

Provides the flow through percentage for each CLEC (by alias designation) submitting LSRs through the CLEC mechanized ordering process. The report provides the following:

- CLEC (by alias designation)
- Number of fatal rejects
- Mechanized interface used
- Total mechanized LSRs
- Total manual fallout
- Number of auto clarifications returned to CLEC
- Number of validated LSRs
- Number of BellSouth caused fallout
- Number of CLEC caused fallout
- Number of Service Orders Issued
- Base calculation
- CLEC error excluded calculation

**Data Retained**

Relating to CLEC Experience	Relating to BellSouth Performance
<ul style="list-style-type: none"> <li>• Report Month</li> <li>• Total Number of LSRs Received, by Interface, by CLEC                             <ul style="list-style-type: none"> <li>- TAG</li> <li>- EDI</li> <li>- LENS</li> </ul> </li> <li>• Total Number of Errors by Type, by CLEC                             <ul style="list-style-type: none"> <li>- Fatal Rejects</li> <li>- Auto Clarification</li> <li>- CLEC Errors</li> </ul> </li> <li>• Total Number of Errors by Error Code</li> <li>• Total Fallout for Manual Processing</li> </ul>	<ul style="list-style-type: none"> <li>• Report Month</li> <li>• Total Number of Errors by Type                             <ul style="list-style-type: none"> <li>- Bellsouth System Error</li> </ul> </li> </ul>

**SQM Disaggregation - Analog/Benchmark**

SQM Level of Disaggregation	SQM Analog/Benchmark <sup>4</sup>
• Residence	• Benchmark: 95%
• Business	• Benchmark: 90%
• UNE	• Benchmark: 85%
• LNP	• Benchmark: 85%

<sup>4</sup> Benchmarks do not apply to the "Percent Achieved Flow Through."

**SEEM Measure**

SEEM Measure		
Yes	Tier I	X
	Tier II	

**SEEM Disaggregation - Analog/Benchmark**

SEEM Disaggregation	SEEM Analog/Benchmark <sup>5</sup>
• Residence	• Benchmark: 95%
• Business	• Benchmark: 90%
• UNE	• Benchmark: 85%
• LNP	• Benchmark: 85%

<sup>5</sup> *Benchmarks do not apply to the "Percent Achieved Flow Through."*

## O-5: Flow-Through Error Analysis

### Definition

An analysis of each error type (by error code) that was experienced by the LSRs that did not flow through or reached a status for a FOC to be issued.

### Exclusions

Each Error Analysis is error code specific, therefore exclusions are not applicable.

### Business Rules

The CLEC mechanized ordering process includes all LSRs, including supplements (subsequent versions) which are submitted through one of the three gateway interfaces (TAG, EDI, and LENS), that flow through and reach a status for a FOC to be issued. The CLEC mechanized ordering process does not include LSRs which are submitted manually (for example, fax and courier).

### Calculation

Total for each error type.

### Report Structure

Provides an analysis of each error type (by error code). The report is in descending order by count of each error code and provides the following:

- Error Type (by error code)
- Count of each error type
- Percent of each error type
- Cumulative percent
- Error Description
- CLEC Caused Count of each error code
- Percent of aggregate by CLEC caused count
- Percent of CLEC caused count
- BellSouth Caused Count of each error code
- Percent of aggregate by BellSouth caused count
- Percent of BellSouth by BellSouth caused count

### Data Retained

Relating to CLEC Experience	Relating to BellSouth Performance
<ul style="list-style-type: none"> <li>• Report Month</li> <li>• Total Number of LSRs Received</li> <li>• Total Number of Errors by Type (by error code)</li> <li>- CLEC Caused Error</li> </ul>	<ul style="list-style-type: none"> <li>• Report Month</li> <li>• Total Number of Errors by Type (by error code)</li> <li>- BellSouth System Error</li> </ul>

### SQM Disaggregation - Analog/Benchmark

SQM Level of Disaggregation	SQM Analog/Benchmark
<ul style="list-style-type: none"> <li>• Not Applicable</li> </ul>	<ul style="list-style-type: none"> <li>• Not Applicable</li> </ul>

### SEEM Measure

SEEM Measure		
No	Tier I	
	Tier II	

### SEEM Disaggregation - Analog/Benchmark

SEEM Disaggregation	SEEM Analog/Benchmark
<ul style="list-style-type: none"> <li>• Not Applicable</li> </ul>	<ul style="list-style-type: none"> <li>• Not Applicable</li> </ul>

## O-6: CLEC LSR Information

### Definition

A list with the flow through activity of LSRs by CC, PON and Ver, issued by each CLEC during the report period.

### Exclusions

- Fatal Rejects
- LSRs submitted manually

### Business Rules

The CLEC mechanized ordering process includes all LSRs, including supplements (subsequent versions) which are submitted through one of the three gateway interfaces (TAG, EDI, and LENS), that flow through and reach a status for a FOC to be issued. The CLEC mechanized ordering process does not include LSRs which are submitted manually (for example, fax and courier).

### Calculation

Not Applicable

### Report Structure

Provides a list with the flow through activity of LSRs by CC, PON and Ver, issued by each CLEC during the report period with an explanation of the of the columns and content. This report is available on a CLEC specific basis. The report provides the following for each LSR.

- CC
- PON
- Ver
- Timestamp
- Type
- Err #
- Note or Error Description

### Data Retained

Relating to CLEC Experience	Relating to BellSouth Performance
<ul style="list-style-type: none"> <li>• Report Month</li> <li>• Record of LSRs Received by CC, PON and Ver</li> <li>• Record of Timestamp, Type, Err # and Note or Error Description for each LSR by CC, PON and Ver</li> </ul>	<ul style="list-style-type: none"> <li>• Not Applicable</li> </ul>

### SQM Disaggregation - Analog/Benchmark

SQM Level of Disaggregation	SQM Analog/Benchmark
<ul style="list-style-type: none"> <li>• Not Applicable</li> </ul>	<ul style="list-style-type: none"> <li>• Not Applicable</li> </ul>

### SEEM Measure

SEEM Measure		
No	Tier I	
	Tier II	

### SEEM Disaggregation - Analog/Benchmark

SEEM Disaggregation	SEEM Analog/Benchmark
<ul style="list-style-type: none"> <li>• Not Applicable</li> </ul>	<ul style="list-style-type: none"> <li>• Not Applicable</li> </ul>

## LSR Flow Through Matrix

Product	Product Type	Reqtype	ACT Type	F/T <sup>3</sup>	Complex Service	Complex Order	Planned Fallout For Manual Handling <sup>1</sup>	EDI	TAG <sup>2</sup>	LENS <sup>4</sup>
2 wire analog DID trunk port	U,C	A	N,T	No	UNE	Yes	NA	N	N	N
2 wire analog port	U	A	N,T	No	UNE	No	Yes	Y	Y	N
2 wire ISDN digital line	U,C	A	N,T	No	UNE	Yes	NA	N	N	N
2 wire ISDN digital loop	U,C	A	N,T	Yes	UNE	Yes	No	Y	Y	N
3 Way Calling	R,B	E,M	N,C,T,V,W	Yes	No	No	No	Y	Y	Y
4 wire analog voice grade loop	U,C	A	N,T	Yes	UNE	Yes	No	Y	Y	N
4 wire DSO & PRI digital loop	U,C	A	N,T	No	UNE	Yes	NA	N	N	N
4 wire DS1 & PRI digital loop	U,C	A	N,T	No	UNE	Yes	NA	N	N	N
4 wire ISDN DSI digital trunk ports	U,C	A	N,T	No	UNE	Yes	NA	N	N	N
Accupulse	C	E	N,C,T,V,W	No	Yes	Yes	NA	N	N	N
ADSL	R,B,C	E	V,W	No	UNE	No	No	Y	Y	N
Area Plus	R,B	E,M	N,C,T,V,W	Yes	No	No	No	Y	Y	Y
Basic Rate ISDN	U,C	A	N,T	No	Yes	Yes	Yes	Y	Y	N
Basic Rate ISDN 2 Wire	C	E	C, D,T,V,W	No	Yes	Yes	Yes	Y	Y	N
Basic Rate ISDN 2 Wire	C	E	N,T	No	Yes	Yes	N/A	N	N	N
Basic Rate ISDN 2 Wire UNE P	C	M	N,C,D,V	No	YES	Yes	N/A	N	N	N
Analog Data/Private Line	C	E	N, C, T, V, W, D, P, Q	No	Yes	Yes	N/A	N	N	N
Call Block	R,B	E,B,M	N,C,T,V,W	Yes	No	No	No	Y	Y	Y
Call Forwarding	R,B	E,B,M	N,C,T,V,W	Yes	No	No	No	Y	Y	Y
Call Return	R,B	E,B,M	N,C,T,V,W	Yes	No	No	No	Y	Y	Y
Call Selector	R,B	E,B,M	N,C,T,V,W	Yes	No	No	No	Y	Y	Y
Call Tracing	R,B	E,B,M	N,C,T,V,W	Yes	No	No	No	Y	Y	Y
Call Waiting	R,B	E,B,M	N,C,T,V,W	Yes	No	No	No	Y	Y	Y
Call Waiting Deluxe	R,B	E,B,M	N,C,T,V,W	Yes	No	No	No	Y	Y	Y
Caller ID	R,B	E,B,M	N,C,T,V,W	Yes	No	No	No	Y	Y	Y
CENTREX	C	P	V,P	No	Yes	Yes	NA	N	N	N
DID ACT W	C	N	W	No	Yes	Yes	Yes	Y	Y	Y
Digital Data Transport	U	E	N,C,T,V,W	No	UNE	Yes	NA	N	N	N
Directory Listing Indentions	B,U	B,C,E,F, J,M,N	N,C,T,R,V,W,P,Q	No	No	No	Yes	Y	Y	Y
Directory Listings Captions	R,B,U	B,C,E,F, J,M,N	N,C,T,R,V,W,P,Q	No	No	Yes	Yes	Y	Y	Y
Directory Listings (simple)	R,B,U	B,C,E,F, J,M,N	N,C,T,R,V,W,P,Q	Yes	No	No	No	Y	Y	Y
DS3	U	A,M	N,C,V	No	UNE	Yes	NA	N	N	N
DS1Loop	U	A,M	N,C,V	Yes	UNE	Yes	No	Y	Y	N
DSO Loop	U	A, B	N,C,D,T,V	Yes	UNE	Yes	No	Y	Y	N
Enhanced Caller ID	R,B	E,M	C,D,N,T,V,W	Yes	No	No	No	Y	Y	Y
ESSX	C	P	C,D,T,V,S,B,W,L .P,Q	No	Yes	Yes	NA	N	N	N
Flat Rate/Business	B	E, M	C,D,N,T,V,W	Yes	No	No	No	Y	Y	Y
Flat Rate/Residence	R	E, M	C,D,N,T,V,W	Yes	No	No	No	Y	Y	Y
FLEXSERV	C	E	N,C,D,T,V,W,P,Q	No	Yes	Yes	NA	N	N	N
Frame Relay	C	E	N,C,D,V,W	No	Yes	Yes	NA	N	N	N
FX	C	E	N,C,D,T,V,W,P,Q	No	Yes	Yes	NA	N	N	N
Ga. Community Calling	R,B	E, M	C,D,N,T,V,W	Yes	No	No	No	Y	Y	Y
HDSL	U	A	N,C,D	Yes	UNE	No	No	Y	Y	N
Hunting MLH	R,B	E, M	C,D,N,T,V,W	No	C/S4	C/S	Yes	Y	Y	N
Hunting Series Completion	R,B	E, M	C,D,N,T,V,W	Yes	C/S	C/S	No	Y	Y	Y
INP to LNP Conversion	U	C	C	No	UNE	Yes	Yes	Y	Y	N

Product	Product Type	Reqtype	ACT Type	F/T <sup>3</sup>	Complex Service	Complex Order	Planned Fallout For Manual Handling <sup>1</sup>	EDI	TAG <sup>2</sup>	LEN <sup>4</sup>
LightGate	C	E	N,C,D,T,V,W,P,Q	No	Yes	Yes	NA	N	N	N
Line Sharing	U	A	C,D	Yes	UNE	No	No	Y	Y	Y
Local Number Portability	U	C	C,D,P,V,Q	Yes	UNE	Yes	No	Y	Y	N
LNP With Complex Listing	C	C	P,V,Q,W	No	UNE	Yes	Yes	Y	Y	N
LNP with Partial Migration	U	C	D,P,V,Q	No	UNE	Yes	Yes	Y	Y	N
LNP with Complex Services	C	C	P,V,Q,W	No	UNE	Yes	Yes	Y	Y	N
Loop+INP	U	B	D,P,V,Q	Yes	UNE	No	No	Y	Y	N
Loop+LNP	U	B	C,D,N,V	Yes	UNE	No	No	Y	Y	N
Measured Rate/Bus	R,B	E,M	C,D,T,N,V,W	Yes	No	No	No	Y	Y	Y
Measured Rate/Res	R,B	E,M	C,D,T,N,V,W	Yes	No	No	No	Y	Y	Y
Megalink	C	E	N,V,W,T,D,C,P,Q	No	Yes	Yes	NA	N	N	N
Megalink-T1	C	E,M	N,V,W,T,D,C,P,Q	No	Yes	Yes	NA	N	N	N
Memory Call	R,B	E, M	C,D,N,T,V,W	Yes	No	No	No	Y	Y	Y
Memory Call Ans. Svc.	R,B	E, M	C,D,N,T,V,W	Yes	No	No	No	Y	Y	Y
Multiserv	C	P	N,C,D,T,V,S,B, W,L,P,Q	No	Yes	Yes	NA	N	N	N
Native Mode LAN Interconnection (NMLI)	C	E	N,C,D,V,W	No	Yes	Yes	NA	N	N	N
Off-Prem Stations	C	E	N,C,D,V,W,T,P,Q	No	Yes	Yes	NA	N	N	N
Optional Calling Plan	R,B	E, M	N	Yes	No	No	No	Y	Y	Y
Package/Complete Choice and Area Plus	R,B	E, M	N,T,C,V,W	Yes	No	No	No	Y	Y	Y
Pathlink Primary Rate ISDN	C	E	N,C,D,T,V,W,P,Q	No	Yes	Yes	NA	N	N	N
Pay Phone Provider	B	E	C,D,T,N,V,W	No	No	No	NA	N	N	N
PBX Standalone Port	C	F	N,C,D	No	Yes	Yes	Yes	Y	Y	N
PBX Trunks	R,B	E	N,C,D,V,W,T,P,Q	No	Yes	Yes	Yes	Y	Y	N
Port/Loop PBX	U	M	A,C,D,V	No	No	No	Yes	Y	Y	N
Port/Loop Simple	U	M	A,C,D,V	Yes	No	No	Yes	Y	Y	Y
Preferred Call Forward	R,B,U	E	C,D,T,N,V,W	Yes	No	No	No	Y	Y	Y
RCF Basic	R,B	E	N,D,W,T,F	Yes	No	No	No	Y	Y	Y
Remote Access to CF	R,B	E,M	C,D,T,N,V,W	Yes	No	No	No	Y	Y	Y
Repeat Dialing	R,B	E,M	C,D,T,N,V,W	Yes	No	No	No	Y	Y	Y
Ringmaster	R,B	E,M	C,D,T,N,V,W	Yes	No	No	No	Y	Y	Y
Smartpath	R,B	E	C,D,T,N,V,W	No	Yes	Yes	NA	N	N	N
SmartRING	C	E	N,D,C,V,W	No	Yes	Yes	NA	N	N	N
Speed Calling	R,B	E	C,D,T,N,V,W	Yes	No	No	No	Y	Y	Y
Synchronet	C	E	N	Yes	Yes	Yes	Yes	Y	Y	N
Tie Lines	C	E	N,C,D,V,W,T,P,Q	No	Yes	Yes	NA	N	N	N
Touchtone	R,B	E	C,D,T,N,V,W	Yes	No	No	No	Y	Y	Y
Unbundled Loop-Analog 2W, SL1, SL2	U	A,B	C,D,T,N,V,W	Yes	UNE	No	No	Y	Y	Y
WATS	R,B	E	W,D	No	Yes	Yes	NA	N	N	N
XDSL	C,U	A,B	N,T,C,V,D	Yes	UNE	No	No	Y	Y	N
XDSL Extended LOOP	C,U	A,B	N,T,C,V,D	No	UNE	Yes	NA	N	N	N
Collect Call Block	R,B	E	N,T,C,V,W,D	Yes	No	No	No	Y	Y	Y
900 Call Block	R,B	E	N,T,C,V,W,D	Yes	No	No	No	Y	Y	Y
3rd Party Call Block	R,B	E	N,T,C,V,W,D	Yes	No	No	No	Y	Y	Y
Three Way Call Block	R,B	E	N,T,C,V,W,D	Yes	No	No	No	Y	Y	Y
PIC/LPIC Change	R,B	E	T,C,V	Yes	No	No	No	Y	Y	Y
PIC/LPIC Freeze	R,B	E	N,T,C,V	Yes	No	No	No	Y	Y	Y

Note<sup>1</sup>: Planned Fallout for Manual Handling denotes those services that are electronically submitted and are not intended to flow through due to the complexity of the service.

**Note<sup>2</sup>:** The TAG column includes those LSRs submitted via Robo TAG.

**Note<sup>3</sup>:** For all services that indicate 'No' for flow-through, the following reasons, in addition to errors or complex services, also prompt manual handling: Expedites from CLECs, special pricing plans, denials restore and conversion or disconnect and conversion both required, partial migrations (although conversions-as-is flow through for issue 9), class of service invalid in certain states with some TOS e.g. government, or cannot be changed when changing main TN on C activity, low volume e.g. activity type T=move, pending order review required, more than 25 business lines, CSR inaccuracies such as invalid or missing CSR data in CRIS, Directory listings – Intentions, Directory listings – Captions, transfer of calls option for CLEC end user – new TN not yet posted to BOCRIS. Many are unique to the CLEC environment.

**Note<sup>4</sup>:** Services with C/S in the Complex Service and/or the Complex Order columns can be either complex or simple.

**Note<sup>5</sup>:** EELs are manually ordered.

**Note<sup>6</sup>:** LSRs submitted for Resale Products and Services for which there is a temporary promotion or discount plan will be processed identically to those LSRs ordering the same Products or Services without a promotion or discount plan.

## O-7: Percent Rejected Service Requests

### Definition

Percent Rejected Service Request is the percent of total Local Service Requests (LSRs) received which are rejected due to error or omission. An LSR is considered valid when it is submitted by the CLEC and passes edit checks to insure the data received is correctly formatted and complete.

### Exclusions

- Service Requests canceled by the CLEC prior to being rejected/clarified.
- Scheduled OSS Maintenance

### Business Rules

**Fully Mechanized:** An LSR is considered “rejected” when it is submitted electronically but does not pass LEO edit checks in the ordering systems (EDI, LENS, TAG, LEO, LESOG) and is returned to the CLEC without manual intervention. There are two types of “Rejects” in the Mechanized category:

A **Fatal Reject** occurs when a CLEC attempts to electronically submit an LSR but required fields are either not populated or incorrectly populated and the request is returned to the CLEC before it is considered a valid LSR.

*Fatal rejects are reported in a separate column, and for informational purposes ONLY. Fatal rejects are excluded from the calculation of the percent of total LSRs rejected or the total number of rejected LSRs.*

An **Auto Clarification** occurs when a valid LSR is electronically submitted but rejected from LESOG because it does not pass further edit checks for order accuracy.

**Partially Mechanized:** A valid LSR, which is electronically submitted (via EDI, LENS, TAG) but cannot be processed electronically and “falls out” for manual handling. It is then put into “clarification” and sent back (rejected) to the CLEC.

**Total Mechanized:** Combination of Fully Mechanized and Partially Mechanized LSRs electronically submitted by the CLEC.

**Non-Mechanized:** LSRs which are faxed or mailed to the LCSC for processing and “clarified” (rejected) back to the CLEC by the BellSouth service representative.

**Interconnection Trunks:** Interconnection Trunks are ordered on Access Service Requests (ASRs). ASRs are submitted to and processed by the Interconnection Purchasing Center (IPC). Trunk data is reported separately.

### Calculation

**Percent Rejected Service Requests** = (a / b) X 100

- a = Total Number of Rejected Service Requests in the Reporting Period
- b = Total Number of Service Requests Received in the Reporting Period

### Report Structure

- Fully Mechanized, Partially Mechanized, Total Mechanized, Non-Mechanized
- CLEC Specific
- CLEC Aggregate
- Geographic Scope
  - State
  - Region
- Product Specific Percent Rejected
- Total Percent Rejected



**Data Retained**

Relating to CLEC Experience	Relating to BellSouth Performance
<ul style="list-style-type: none"> <li>• Report Month</li> <li>• Total Number of LSRs</li> <li>• Total Number of Rejects</li> <li>• State and Region</li> <li>• Total Number of ASRs (Trunks)</li> </ul>	<ul style="list-style-type: none"> <li>• Not Applicable</li> </ul>

**SQM Disaggregation - Analog/Benchmark**

SQM Level of Disaggregation	SQM Analog/Benchmark
Mechanized, Partially Mechanized and Non-Mechanized <ul style="list-style-type: none"> <li>• Resale - Residence</li> <li>• Resale - Business</li> <li>• Resale – Design (Special)</li> <li>• Resale PBX</li> <li>• Resale Centrex</li> <li>• Resale ISDN</li> <li>• LNP (Standalone)</li> <li>• INP (Standalone)</li> <li>• 2W Analog Loop Design</li> <li>• 2W Analog Loop Non-Design</li> <li>• 2W Analog Loop With INP Design</li> <li>• 2W Analog Loop With INP Non-Design</li> <li>• 2W Analog Loop With LNP Design</li> <li>• 2W Analog Loop With LNP Non-Design</li> <li>• UNE Loop + Port Combinations</li> <li>• Switch Ports</li> <li>• UNE Combination Other</li> <li>• UNE xDSL (ADSL, HDSL, UCL)</li> <li>• Line Sharing</li> <li>• UNE ISDN Loop</li> <li>• UNE Other Design</li> <li>• UNE Other Non-Design</li> <li>• Local Interoffice Transport</li> <li>• Local Interconnection Trunks</li> </ul>	<ul style="list-style-type: none"> <li>• Diagnostic</li> </ul>

**SEEM Measure**

SEEM Measure	
No	Tier I
	Tier II

**SEEM Disaggregation - Analog/Benchmark**

SEEM Disaggregation	SEEM Analog/Benchmark
<ul style="list-style-type: none"> <li>• Not Applicable</li> </ul>	<ul style="list-style-type: none"> <li>• Not Applicable</li> </ul>

## O-8: Reject Interval

### Definition

Reject Interval is the average reject time from receipt of an LSR to the distribution of a Reject. An LSR is considered valid when it is submitted by the CLEC and passes edit checks to insure the data received is correctly formatted and complete.

### Exclusions

- Service Requests canceled by CLEC prior to being rejected/clarified
- Designated Holidays are excluded from the interval calculation
- LSRs which are identified and classified as "Projects"
- The following hours for Partially mechanized and Non-mechanized LSRs are excluded from the interval calculation:

Residence Resale Group – Monday through Saturday 7:00PM until 7:00AM  
From 7:00 PM Saturday until 7:00 AM Monday

Business Resale, Complex, UNE Groups – Monday through Friday 6:00PM until 8:00AM  
From 6:00 PM Friday until 8:00 AM Monday.

The hours excluded will be altered to reflect changes in the Center operating hours. The LCSC will accept faxed LSRs only during posted hours of operation.

The interval will be the amount of time accrued from receipt of the LSR until normal closing of the center if an LSR is worked using overtime hours.

In the case of a Partially Mechanized LSR received and worked after normal business hours, the interval will be set at one (1) minute.

- Scheduled OSS Maintenance

### Business Rules

**Fully Mechanized:** The elapsed time from receipt of a valid electronically submitted LSR (date and time stamp in EDI, LENS or TAG) until the LSR is rejected (date and time stamp or reject in EDI, TAG or LENS). Auto Clarifications are considered in the Fully Mechanized category.

**Partially Mechanized:** The elapsed time from receipt of a valid electronically submitted LSR (date and time stamp in EDI, LENS or TAG) until it falls out for manual handling. The stop time on partially mechanized LSRs is when the LCSC Service Representative clarifies the LSR back to the CLEC via LENS, EDI, or TAG.

**Total Mechanized:** Combination of Fully Mechanized and Partially Mechanized LSRs which are electronically submitted by the CLEC.

**Non-Mechanized:** The elapsed time from receipt of a valid LSR (date and time stamp of FAX or date and time mailed LSR is received in the LCSC) until notice of the reject (clarification) is returned to the CLEC via LON.

**Interconnection Trunks:** Interconnection Trunks are ordered on Access Service Requests (ASRs). ASRs are submitted to and processed by the Local Interconnection Service Center (LISC). Trunk data is reported separately. All interconnection trunks are counted in the non-mechanized category.

### Calculation

**Reject Interval** = (a - b)

- a = Date and Time of Service Request Rejection
- b = Date and Time of Service Request Receipt

**Average Reject Interval** = (c / d)

- c = Sum of all Reject Intervals
- d = Number of Service Requests Rejected in Reporting Period

### Report Structure

- CLEC Specific
- CLEC Aggregate
- Fully Mechanized, Partially Mechanized, Total Mechanized, Non-Mechanized
- Geographic Scope

- State
- Region
- Mechanized:
  - 0 - <= 4 minutes
  - >4 - <= 8 minutes
  - >8 - <= 12 minutes
  - >12 - <= 60 minutes
  - 0 - <= 1 hour
  - >1 - <= 4 hours
  - >4 - <= 8 hours
  - >8 - <= 12 hours
  - >12 - <= 16 hours
  - >16 - <= 20 hours
  - >20 - <= 24 hours
  - >24 hours
- Partially Mechanized:
  - 0 - <= 1 hour
  - >1 - <= 4 hours
  - >4 - <= 8 hours
  - >8 - <= 10 hours
  - 0 - <= 10 hours
  - >10 - <= 18 hours
  - 0 - <= 18 hours
  - >18 - <= 24 hours
  - >24 hours
- Non-mechanized:
  - 0 - <= 1 hour
  - >1 - <= 4 hours
  - >4 - <= 8 hours
  - >8 - <= 12 hours
  - >12 - <= 16 hours
  - >16 - <= 20 hours
  - >20 - <= 24 hours
  - 0 - <= 24 hours
  - > 24 hours
- Trunks:
  - <= 4 days
  - >4 - <= 8 days
  - >8 - <= 12 days
  - >12 - <= 14 days
  - >14 - <= 20 days
  - >20 days

**Data Retained**

Relating to CLEC Experience	Relating to BellSouth Performance
Report Month • Reject Interval • Total Number of LSRs • Total Number of Rejects • State and Region • Total Number of ASRs (Trunks)	• Not Applicable

**SQM Disaggregation - Analog/Benchmark**

SQM Level of Disaggregation	SQM Analog/Benchmark
• Resale - Residence • Resale - Business • Resale - Design (Special) • Resale PBX • Resale Centrex	• Mechanized: - 97% <= I Hour • Partially Mechanized: - 85% <= 24 hours - 85% <= 18 Hours (05/01/01)

<ul style="list-style-type: none"> <li>• Resale ISDN</li> <li>• LNP (Standalone)</li> <li>• INP (Standalone)</li> <li>• 2W Analog Loop Design</li> <li>• 2W Analog Loop Non-Design</li> <li>• 2W Analog Loop With INP Design</li> <li>• 2W Analog Loop With INP Non-Design</li> <li>• 2W Analog Loop With LNP Design</li> <li>• 2W Analog Loop With LNP Non-Design</li> <li>• UNE Loop + Port Combinations</li> <li>• Switch Ports</li> <li>• UNE Combination Other</li> <li>• UNE xDSL (ADSL, HDSL, UCL)</li> <li>• Line Sharing</li> <li>• UNE ISDN Loops</li> <li>• UNE Other Non-Design</li> <li>• Local Interoffice Transport</li> <li>• UNE Other Design</li> </ul>	<ul style="list-style-type: none"> <li>- 85% &lt;= 10 Hours (08/01/01)</li> <li>• Non-Mechanized: - 85% &lt;= 24 hours</li> </ul>
<ul style="list-style-type: none"> <li>• Local Interconnection Trunks</li> </ul>	<ul style="list-style-type: none"> <li>• Trunks: - 85% &lt;= 4 Days</li> </ul>

**SEEM Measure**

SEEM Measure		
Yes	Tier I	X
	Tier II	X

**SEEM Disaggregation - Analog/Benchmark**

SEEM Disaggregation	SEEM Analog/Benchmark
<ul style="list-style-type: none"> <li>• Fully Mechanized</li> </ul>	<ul style="list-style-type: none"> <li>• 97% &lt;= 1 Hour</li> </ul>
<ul style="list-style-type: none"> <li>• Partially Mechanized</li> </ul>	<ul style="list-style-type: none"> <li>• 85% &lt;= 24 Hours</li> <li>• 85% &lt;= 18 Hours (05/01/01)</li> <li>• 85% &lt;= 10 Hours (08/01/01)</li> </ul>
<ul style="list-style-type: none"> <li>• Non-Mechanized</li> </ul>	<ul style="list-style-type: none"> <li>• 85% &lt;= 24 Hours</li> </ul>

## O-9: Firm Order Confirmation Timeliness

### Definition

Interval for Return of a Firm Order Confirmation (FOC Interval) is the average response time from receipt of valid LSR to distribution of a Firm Order Confirmation.

### Exclusions

- Rejected LSRs
- Designated Holidays are excluded from the interval calculation
- LSRs which are identified and classified as "Projects"
- The following hours for Partially Mechanized and Non-mechanized LSRs are excluded from the interval calculation:

Residence Resale Group – Monday through Saturday 7:00PM until 7:00AM  
From 7:00 PM Saturday until 7:00 AM Monday.

Business Resale, Complex, UNE Groups – Monday through Friday 6:00PM until 8:00AM  
From 6:00 PM Friday until 8:00 AM Monday.

The hours excluded will be altered to reflect changes in the Center operating hours. The LCSC will accept faxed LSRs only during posted hours of operation.

The interval will be the amount of time accrued from receipt of the LSR until normal closing of the center if an LSR is worked using overtime hours.

In the case of a Partially Mechanized LSR received and worked after normal business hours, the interval will be set at one (1) minute.

- Scheduled OSS Maintenance

### Business Rules

- **Fully Mechanized:** The elapsed time from receipt of a valid electronically submitted LSR (date and time stamp in EDI, LENS or TAG) until the LSR is processed, appropriate service orders are generated and a Firm Order Confirmation is returned to the CLEC via EDI, LENS or TAG.
- **Partially Mechanized:** The elapsed time from receipt of a valid electronically submitted LSR (date and time stamp in EDI, LENS, or TAG) which falls out for manual handling until appropriate service orders are issued by a BellSouth service representative via Direct Order Entry (DOE) or Service Order Negotiation Generation System (SONGS) to SOCS and a Firm Order Confirmation is returned to the CLEC via EDI, LENS, or TAG.
- **Total Mechanized:** Combination of Fully Mechanized and Partially Mechanized LSRs which are electronically submitted by the CLEC.
- **Non-Mechanized:** The elapsed time from receipt of a valid paper LSR (date and time stamp of FAX or date and time paper LSRs received in LCSC) until appropriate service orders are issued by a BellSouth service representative via Direct Order Entry (DOE) or Service Order Negotiation Generation System (SONGS) to SOCS and a Firm Order Confirmation is sent to the CLEC via LON.
- **Interconnection Trunks:** Interconnection Trunks are ordered on Access Service Requests (ASRs). ASRs are submitted to and processed by the Local Interconnection Service Center (LISC). Trunk data is reported separately.

### Calculation

**Firm Order Confirmation Interval** = (a - b)

- a = Date & Time of Firm Order Confirmation
- b = Date & Time of Service Request Receipt)

**Average FOC Interval** = (c / d)

- c = Sum of all FOC Intervals
- d = Total Number of Service Requests Confirmed in Reporting Period

**FOC Interval Distribution** (for each interval) = (e / f) X 100

- e = Service Requests Confirmed in interval
- f = Total Service Requests Confirmed in the Reporting Period

**Report Structure**

- Fully Mechanized, Partially Mechanized, Total Mechanized, Non-Mechanized
  - CLEC Specific
  - CLEC Aggregate
- Geographic Scope
  - State
  - Region
- Fully Mechanized:
  - 0 - <= 15 minutes
  - >15 - <= 30 minutes
  - >30 - <= 45 minutes
  - >45 - <= 60 minutes
  - >60 - <= 90 minutes
  - >90 - <= 120 minutes
  - >120 - <= 180 minutes
  - 0 - <= 3 hours
  - >3 - <= 6 hours
  - >6 - <= 12 hours
  - >12 - <= 24 hours
  - >24 - <= 48 hours
  - >48 hours
- Partially Mechanized:
  - 0 - <= 4 hours
  - >4 - <= 8 hours
  - >8 - <= 10 hours
  - 0 - <= 10 hours
  - >10 - <= 18 hours
  - 0 - <= 18 hours
  - >18 - <= 24 hours
  - 0 - <= 24 hours
  - >24 - <= 48 hours
  - >48 hours
- Non-Mechanized:
  - 0 - <= 4 hours
  - >4 - <= 8 hours
  - >8 - <= 12 hours
  - >12 - <= 16 hours
  - >16 - <= 20 hours
  - >20 - <= 24 hours
  - >24 - <= 36 hours
  - 0 - <= 36 hours
  - >36 - <= 48 hours
  - >48 hours
- Trunks:
  - 0 - <= 5 days
  - >5 - <= 10 days
  - 0 - <= 10 days
  - >10 - <= 15 days
  - >15 - <= 20 days
  - >20 days

**Data Retained**

Relating to CLEC Experience	Relating to BellSouth Performance
<ul style="list-style-type: none"> <li>• Report Month</li> <li>• Interval for FOC</li> <li>• Total Number of LSRs</li> <li>• State and Region</li> <li>• Total Number of ASRs (Trunks)</li> </ul>	<ul style="list-style-type: none"> <li>• Not Applicable</li> </ul>

**SQM Disaggregation - Analog/Benchmark**

SQM Level of Disaggregation	SQM Analog/Benchmark
<ul style="list-style-type: none"> <li>• Resale – Residence</li> <li>• Resale – Business</li> <li>• Resale – Design (Special)</li> <li>• Resale PBX</li> <li>• Resale Centrex</li> <li>• Resale ISDN</li> <li>• LNP (Standalone)</li> <li>• INP( Standalone)</li> <li>• 2W Analog Loop Design</li> <li>• 2W Analog Loop Non-Design</li> <li>• 2W Analog Loop With INP Design</li> <li>• 2W Analog Loop With INP Non-Design</li> <li>• 2W Analog Loop With LNP Design</li> <li>• 2W Analog Loop With LNP Non-Design</li> <li>• UNE Loop + Port Combinations</li> <li>• Switch Ports</li> <li>• UNE Combination Other</li> <li>• UNE xDSL (ADSL, HDSL, UCL)</li> <li>• Line Sharing</li> <li>• UNE ISDN Loops</li> <li>• UNE Other Design</li> <li>• UNE Other Non-Design</li> <li>• Local Interoffice Transport</li> </ul>	<ul style="list-style-type: none"> <li>• Mechanized: - 95% &lt;= 3 Hours</li> <li>• Partially Mechanized:                             <ul style="list-style-type: none"> <li>- 85% &lt;= 24 Hours</li> <li>- 85% &lt;= 18 Hours (05/01/01)</li> <li>- 85% &lt;= 10 Hours (08/01/01)</li> </ul> </li> <li>• Non-mechanized: - 85% &lt;= 36 Hours</li> </ul>
<ul style="list-style-type: none"> <li>• Local Interconnection Trunks</li> </ul>	<ul style="list-style-type: none"> <li>• Trunks: - 95% &lt;= 10 Days</li> </ul>

**SEEM Measure**

SEEM Measure		
Yes	Tier I	X
	Tier II	X

**SEEM Disaggregation - Analog/Benchmark**

SEEM Disaggregation	SEEM Analog/Benchmark
• Fully Mechanized	• 95% <= 3 Hours
• Partially Mechanized	<ul style="list-style-type: none"> <li>• 85% &lt;= 24 Hours</li> <li>• 85% &lt;= 18 Hours (05/01/01)</li> <li>• 85% &lt;= 10 Hours (08/01/01)</li> </ul>
• Non-Mechanized	• 85% <= 36 Hours
• IC Trunks	• 95% <= 10 Days

## O-10: Service Inquiry with LSR Firm Order Confirmation (FOC) Response Time Manual<sup>6</sup>

### Definition

This report measures the interval and the percent within the interval from the submission of a Service Inquiry (SI) with Firm Order LSR to the distribution of a Firm Order Confirmation (FOC).

### Exclusions

- Designated Holidays are excluded from the interval calculation
- Weekend hours from 5:00PM Friday until 8:00AM Monday are excluded from the interval calculation of the Service Inquiry
- Canceled Requests
- Electronically Submitted Requests
- Scheduled OSS Maintenance

### Business Rules

This measurement combines four intervals:

1. From receipt of Service Inquiry with LSR to hand off to the Service Advocacy Center (SAC) for Loop 'Look-up'.
2. From SAC start date to SAC complete date.
3. From SAC complete date to the Complex Resale Support Group (CRSG) complete date with hand off to LCSC.
4. From receipt of SI/LSR in the LCSC to Firm Order Confirmation.

### Calculation

**FOC Timeliness Interval** = (a - b)

- a = Date and Time Firm Order Confirmation (FOC) for SI with LSR returned to CLEC
- b = Date and Time SI with LSR received

**Average Interval** = (c / d)

- c = Sum of all FOC Timeliness Intervals
- d = Total number of SIs with LSRs received in the reporting period

**Percent Within Interval** = (e / f) X 100

- e = Total number of Service Inquiries with LSRs received by the CRSG to distribution of FOC by the Local Carrier Service Center (LCSC)
- f = Total number of Service Inquiries with LSRs received in the reporting period

### Report Structure

- CLEC Aggregate
- CLEC Specific
- Geographic Scope
  - State
  - Region
- Intervals
  - 0 - <= 3 days
  - >3 - <= 5 days
  - 0 - <= 5 days
  - >5 - <= 7 days
  - >7 - <= 10 days
  - >10 - <= 15 days
  - >15 days

<sup>6</sup> See O-9 for FOC Timeliness



- Average Interval measured in days

**Data Retained**

Relating to CLEC Experience	Relating to BellSouth Performance
<ul style="list-style-type: none"> <li>• Report Month</li> <li>• Total Number of Requests</li> <li>• SI Intervals</li> <li>• State and Region</li> </ul>	<ul style="list-style-type: none"> <li>• Not Applicable</li> </ul>

**SQM Disaggregation - Analog/Benchmark**

SQM Level of Disaggregation	SQM Analog/Benchmark
<ul style="list-style-type: none"> <li>• xDSL (includes UNE unbundled ADSL, HDSL and UNE Unbundled Copper Loops)</li> <li>• Unbundled Interoffice Transport</li> </ul>	<ul style="list-style-type: none"> <li>• 95% Returned &lt;= 5 Business days</li> </ul>

**SEEM Measure**

SEEM Measure	
No	Tier I
	Tier II

**SEEM Disaggregation - Analog/Benchmark**

SEEM Disaggregation	SEEM Analog/Benchmark
<ul style="list-style-type: none"> <li>• Not Applicable</li> </ul>	<ul style="list-style-type: none"> <li>• Not Applicable</li> </ul>

## O-11: Firm Order Confirmation and Reject Response Completeness

### Definition

A response is expected from BellSouth for every Local Service Request transaction (version). More than one response or differing responses per transaction is not expected. Firm Order Confirmation and Reject Response Completeness is the corresponding number of Local Service Requests received to the combination of Firm Order Confirmation and Reject Responses.

### Exclusions

- Service Requests canceled by the CLEC prior to FOC or Rejected/Clarified
- Non-Mechanized LSRs
- Scheduled OSS Maintenance

### Business Rules

**Mechanized** – The number of FOCs or Auto Clarifications sent to the CLEC from LENS, EDI, TAG in response to electronically submitted LSRs (date and time stamp in LENS, EDI, TAG).

**Partially Mechanized** – The number of FOCs or Rejects sent to the CLEC from LENS, EDI, TAG in response to electronically submitted LSRs (date and time stamp in LENS, EDI, TAG), which fall out for manual handling by the LCSC personnel.

**Total Mechanized** – The number of the combination of Fully Mechanized and Partially Mechanized LSRs

**Non-Mechanized** – The number of FOCs or Rejects sent to the CLEC via FAX Server in response to manually submitted LSRs (date and time stamp in FAX Server).

**Note:** Manual (Non-Mechanized) LSRs have no version control by the very nature of the manual process, therefore, non-mechanized LSRs are not captured by this report.

#### For CLEC Results:

Firm Order Confirmation and Reject Response Completeness is determined in two dimensions:

Percent responses is determined by computing the number of Firm Order Confirmations and Rejects transmitted by BellSouth and dividing by the number of Local Service Requests (all versions) received in the reporting period.

Percent of multiple responses is determined by computing the number of Local Service Request unique versions receiving more than one Firm Order Confirmation, Reject or the combination of the two and dividing by the number of Local Service Requests (all versions) received in the reporting period.

### Calculation

#### Single FOC/Reject Response Expected

**Firm Order Confirmation / Reject Response Completeness** =  $(a / b) \times 100$

- a = Total Number of Service Requests for which a Firm Order Confirmation or Reject is Sent
- b = Total Number of Service Requests Received in the Report Period

#### Multiple or Differing FOC / Reject Responses Not Expected

**Response Completeness** =  $[(a + b) / c] \times 100$

- a = Total Number of Firm Order Confirmations Per LSR Version
- b = Total Number of Reject Responses Per LSR Version
- c = Total Number of Service Requests (All Versions) Received in the Reporting Period

### Report Structure

Fully Mechanized, Partially Mechanized, Total Mechanized, Non-Mechanized

- State and Region
- CLEC Specific
- CLEC Aggregate
- BellSouth Specific

**Data Retained**

Relating to CLEC Experience	Relating to BellSouth Performance
Report Month • Reject Interval • Total Number of LSRs • Total Number of Rejects	• Not Applicable

**SQM Disaggregation - Analog/Benchmark**

SQM Level of Disaggregation	SQM Analog/Benchmark
<ul style="list-style-type: none"> <li>• Resale Residence</li> <li>• Resale Business</li> <li>• Resale Design</li> <li>• Resale PBX</li> <li>• Resale Centrex</li> <li>• Resale ISDN</li> <li>• LNP (Standalone)</li> <li>• INP (Standalone)</li> <li>• 2W Analog Loop Design</li> <li>• 2W Analog Loop Non - Design</li> <li>• 2W Analog Loop With INP Design</li> <li>• 2W Analog Loop With INP Non - Design</li> <li>• 2W Analog Loop With LNP Design</li> <li>• 2W Analog Loop With LNP Non - Design</li> <li>• UNE Loop and Port Combinations</li> <li>• Switch Ports</li> <li>• UNE Combination Other</li> <li>• UNE xDSL (ADSL, HDSL, UCL)</li> <li>• Line Sharing</li> <li>• UNE ISDN Loops</li> <li>• UNE Other Design</li> <li>• UNE Other Non - Design</li> <li>• Local Interoffice Transport</li> <li>• Local Interconnection Trunks</li> </ul>	<ul style="list-style-type: none"> <li>• 95% Returned</li> </ul>

**SEEM Measure**

SEEM Measure		
Yes	Tier I	X
	Tier II	X

**SEEM Disaggregation - Analog/Benchmark**

SEEM Disaggregation	SEEM Analog/Benchmark
<ul style="list-style-type: none"> <li>• Fully Mechanized</li> </ul>	<ul style="list-style-type: none"> <li>• 95% Returned</li> </ul>

## O-12: Speed of Answer in Ordering Center

### Definition

Measures the average time a customer is in queue.

### Exclusions

None

### Business Rules

The clock starts when the appropriate option is selected (i.e., 1 for Resale Consumer, 2 for Resale Multiline, and 3 for UNE-LNP, etc.) and the call enters the queue for that particular group in the LCSC. The clock stops when a BellSouth service representative in the LCSC answers the call. The speed of answer is determined by measuring and accumulating the elapsed time from the entry of a CLEC call into the BellSouth automatic call distributor (ACD) until a service representative in BellSouth's Local Carrier Service Center (LCSC) answers the CLEC call.

### Calculation

**Speed of Answer in Ordering Center** = (a / b)

- a = Total seconds in queue
- b = Total number of calls answered in the Reporting Period

### Report Structure

Aggregate

- CLEC – Local Carrier Service Center
- BellSouth
  - Business Service Center
  - Residence Service Center

**Note:** Combination of Residence Service Center and Business Service Center data.

### Data Retained

Relating to CLEC Experience	Relating to BellSouth Performance
<ul style="list-style-type: none"> <li>• Mechanized tracking through LCSC Automatic Call Distributor</li> </ul>	<ul style="list-style-type: none"> <li>• Mechanized tracking through BellSouth Retail center support system.</li> </ul>

### SQM Disaggregation - Analog/Benchmark

SQM Level of Disaggregation	SQM Analog/Benchmark
Aggregate <ul style="list-style-type: none"> <li>• CLEC – Local Carrier Service Center</li> <li>• BellSouth                             <ul style="list-style-type: none"> <li>- Business Service Center</li> <li>- Residence Service Center</li> </ul> </li> </ul>	<ul style="list-style-type: none"> <li>• Parity with Retail</li> </ul>

### SEEM Measure

SEEM Measure		
No	Tier I	
	Tier II	

### SEEM Disaggregation - Analog/Benchmark

SEEM Disaggregation	SEEM Analog/Benchmark
<ul style="list-style-type: none"> <li>• Not Applicable</li> </ul>	<ul style="list-style-type: none"> <li>• Not Applicable</li> </ul>

## O-13: LNP-Percent Rejected Service Requests

### Definition

Percent Rejected Service Request is the percent of total Local Service Requests (LSRs) which are rejected due to error or omission. An LSR is considered valid when it is electronically submitted by the CLEC and passes LNP Gateway edit checks to insure the data received is correctly formatted and complete, i.e., fatal rejects are never accepted and, therefore, are not included.

### Exclusions

- Service Requests canceled by the CLEC
- Scheduled OSS Maintenance

### Business Rules

An LSR is considered “rejected” when it is submitted electronically but does not pass edit checks in the ordering systems (EDI, TAG, LNP Gateway, LAUTO) and is returned to the CLEC without manual intervention.

**Fully Mechanized:** There are two types of “Rejects” in the Fully Mechanized category:

A **Fatal Reject** occurs when a CLEC attempts to electronically submit an LSR (via EDI or TAG) but required fields are not populated correctly and the request is returned to the CLEC.

*Fatal rejects are reported in a separate column, and for informational purposes ONLY. They are not considered in the calculation of the percent of total LSRs rejected or the total number of rejected LSRs.*

An **Auto Clarification** is a valid LSR which is electronically submitted (via EDI or TAG), but is rejected from LAUTO because it does not pass further edit checks for order accuracy. Auto Clarifications are returned without manual intervention.

**Partially Mechanized:** A valid LSR which is electronically submitted (via EDI or TAG), but cannot be processed electronically due to a CLEC error and “falls out” for manual handling. It is then put into “clarification”, and sent back (rejected) to the CLEC.

**Total Mechanized:** Combination of Fully Mechanized and Partially Mechanized rejects.

**Non-Mechanized:** A valid LSR which is faxed or mailed to the BellSouth LCSC.

### Calculation

$$\text{LNP-Percent Rejected Service Requests} = (a / b) \times 100$$

- a = Number of Service Requests Rejected in the Reporting Period
- b = Number of Service Requests Received in the Reporting Period

### Report Structure

- Fully Mechanized, Partially Mechanized, Total Mechanized, Non-Mechanized
- CLEC Specific
- CLEC Aggregate

### Data Retained

Relating to CLEC Experience	Relating to BellSouth Performance
• Not Applicable	• Not Applicable

### SQM Disaggregation - Analog/Benchmark

SQM Level of Disaggregation	SQM Analog/Benchmark
<ul style="list-style-type: none"> <li>• LNP</li> <li>• UNE Loop With LNP</li> </ul>	• Diagnostic

### SEEM Measure

SEEM Measure		
No	Tier I	
	Tier II	

**SEEM Disaggregation - Analog/Benchmark**

<b>SEEM Disaggregation</b>	<b>SEEM Analog/Benchmark</b>
• Not Applicable	• Not Applicable

## O-14: LNP-Reject Interval Distribution & Average Reject Interval

### Definition

Reject Interval is the average reject time from receipt of an LSR to the distribution of a Reject. An LSR is considered valid when it is electronically submitted by the CLEC and passes LNP Gateway edit checks to insure the data received is correctly formatted and complete.

### Exclusions

- Service Requests canceled by the CLEC
- Designated Holidays are excluded from the interval calculation
- LSRs which are identified and classified as "Projects"
- The following hours for Partially mechanized and Non-mechanized LSRs are excluded from the interval calculation:

Residence Resale Group – Monday through Saturday 7:00PM until 7:00AM  
From 7:00 PM Saturday until 7:00 AM Monday

Business Resale, Complex, UNE Groups – Monday through Friday 6:00PM until 8:00AM  
From 6:00 PM Friday until 8:00 AM Monday.

The hours excluded will be altered to reflect changes in the Center operating hours. The LCSC will accept faxed LSRs only during posted hours of operation.

The interval will be the amount of time accrued from receipt of the LSR until normal closing of the center if an LSR is worked using overtime hours.

In the case of a Partially Mechanized LSR received and worked after normal business hours, the interval will be set at one (1) minute.

- Scheduled OSS Maintenance

### Business Rules

The Reject interval is determined for each rejected LSR processed during the reporting period. The Reject interval is the elapsed time from when BellSouth receives LSR until that LSR is rejected back to the CLEC. Elapsed time for each LSR is accumulated for each reporting dimension. The accumulated time for each reporting dimension is then divided by the associated total number of rejected LSRs to produce the reject interval distribution.

An LSR is considered "rejected" when it is submitted electronically but does not pass edit checks in the ordering systems (EDI, TAG, LNP Gateway, LAUTO) and is returned to the CLEC without manual intervention.

**Fully Mechanized:** There are two types of "Rejects" in the Fully Mechanized category:

A **Fatal Reject** occurs when a CLEC attempts to electronically submit an LSR but required fields are not populated correctly and the request is returned to the CLEC.

An **Auto Clarification** is a valid LSR which is electronically submitted (via EDI or TAG), but is rejected from LAUTO because it does not pass further edit checks for order accuracy. Auto Clarifications are returned without manual intervention.

**Partially Mechanized:** A valid LSR which electronically submitted (via EDI or TAG), but cannot be processed electronically due to a CLEC error and "falls out" for manual handling. It is then put into "clarification", and sent back to the CLEC.

**Total Mechanized:** Combination of Fully Mechanized and Partially Mechanized rejects.

**Non-Mechanized:** A valid LSR which is faxed or mailed to the BellSouth LCSC.

### Calculation

**Reject Interval** = (a - b)

- a = Date & Time of Service Request Rejection
- b = Date & Time of Service Request Receipt

**Average Reject Interval** = (c / d)

- c = Sum of all Reject Intervals
- d = Total Number of Service Requests Rejected in Reporting Period

**Reject Interval Distribution** = (e / f) X 100

- e = Service Requests Rejected in reported interval
- f = Total Number of Service Requests Rejected in Reporting Period

**Report Structure**

Fully Mechanized, Partially Mechanized, Total Mechanized, Non-Mechanized

- CLEC Specific
- CLEC Aggregate
- State, Region
- Fully Mechanized:
  - 0 - <= 4 minutes
  - >4 - <= 8 minutes
  - >8 - <= 12 minutes
  - >12 - <= 60 minutes
  - 0 - <= 1 hour
  - >1 - <= 4 hours
  - >4 - <= 8 hours
  - >8 - <= 12 hours
  - >12 - <= 16 hours
  - >16 - <= 20 hours
  - >20 - <= 24 hours
  - > 24 hours
- Partially Mechanized:
  - 0 - <= 1 hour
  - >1 - <= 4 hours
  - >4 - <= 8 hours
  - >8 - <= 10 hours
  - 0 - <= 10 hours
  - >10 - <= 18 hours
  - 0 - <= 18 hours
  - >18 - <= 24 hours
  - > 24 hours
- Non-Mechanized:
  - 0 - <= 1 hour
  - >1 - <= 4 hours
  - >4 - <= 8 hours
  - >8 - <= 12 hours
  - >12 - <= 16 hours
  - >16 - <= 20 hours
  - >20 - <= 24 hours
  - 0 - <= 24 hours
  - >24 hours
- Average Interval in Days or Hours

**Data Retained**

Relating to CLEC Experience	Relating to BellSouth Performance
<ul style="list-style-type: none"> <li>• Report Month</li> <li>• Reject Interval</li> <li>• Total Number of LSRs</li> <li>• Total number of Rejects</li> <li>• State and Region</li> </ul>	<ul style="list-style-type: none"> <li>• Not Applicable</li> </ul>



**SQM Disaggregation - Analog/Benchmark**

SQM Level of Disaggregation	SQM Analog/Benchmark
<ul style="list-style-type: none"> <li>• LNP</li> <li>• UNE Loop with LNP</li> </ul>	<ul style="list-style-type: none"> <li>• Mechanized: 97% &lt;= I Hour</li> <li>• Partially Mechanized: 85% &lt;= 24 Hours</li> <li>• Partially Mechanized: 85% &lt;= 18 Hours (05/01/01)</li> <li>• Partially Mechanized: 85% &lt;= 10 Hours (08/01/01)</li> <li>• Non-Mechanized: 85% &lt;= 24 Hours</li> </ul>

**SEEM Measure**

SEEM Measure		
No	Tier I	
	Tier II	

**SEEM Disaggregation - Analog/Benchmark**

SEEM Disaggregation	SEEM Analog/Benchmark
<ul style="list-style-type: none"> <li>• Not Applicable</li> </ul>	<ul style="list-style-type: none"> <li>• Not Applicable</li> </ul>

## O-15: LNP-Firm Order Confirmation Timeliness Interval Distribution & Firm Order Confirmation Average Interval

### Definition

Interval for Return of a Firm Order Confirmation (FOC Interval) is the average response time from receipt of a valid LSR to distribution of a firm order confirmation.

### Exclusions

- Rejected LSRs
- Designated Holidays are excluded from the interval calculation
- LSRs which are identified and classified as “Projects”
- The following hours for Partially Mechanized and Non-mechanized LSRs are excluded from the interval calculation:

Residence Resale Group – Monday through Saturday 7:00PM until 7:00AM

From 7:00 PM Saturday until 7:00 AM Monday.

Business Resale, Complex, UNE Groups – Monday through Friday 6:00PM until 8:00AM

From 6:00 PM Friday until 8:00 AM Monday.

The hours excluded will be altered to reflect changes in the Center operating hours. The LCSC will accept faxed LSRs only during posted hours of operation.

The interval will be the amount of time accrued from receipt of the LSR until normal closing of the center if an LSR is worked using overtime hours.

In the case of a Partially Mechanized LSR received and worked after normal business hours, the interval will be set at one (1) minute.

- Scheduled OSS Maintenance

### Business Rules

- **Fully Mechanized:** The elapsed time from receipt of a valid electronically submitted LSR (date and time stamp in EDI, LENS or TAG) until the LSR is processed, appropriate service orders are generated and a Firm Order Confirmation is returned to the CLEC via EDI, LENS or TAG.
- **Partially Mechanized:** The elapsed time from receipt of a valid electronically submitted LSR (date and time stamp in EDI, LENS, or TAG) which falls out for manual handling until appropriate service orders are issued by a BellSouth service representative via Direct Order Entry (DOE) or Service Order Negotiation Generation System (SONGS) to SOCS and a Firm Order Confirmation is returned to the CLEC via EDI, LENS, or TAG.
- **Total Mechanized:** Combination of Fully Mechanized and Partially Mechanized LSRs which are electronically submitted by the CLEC.
- **Non-Mechanized:** The elapsed time from receipt of a valid paper LSR (date and time stamp of FAX or date and time paper LSRs received in LCSC) until appropriate service orders are issued by a BellSouth service representative via Direct Order Entry (DOE) or Service Order Negotiation Generation System (SONGS) to SOCS and a Firm Order Confirmation is sent to the CLEC via LON.

### Calculation

**Firm Order Confirmation Interval** = (a - b)

- a = Date & Time of Firm Order Confirmation
- b = Date & Time of Service Request Receipt)

**Average FOC Interval** = (c / d)

- c = Sum of all FOC Intervals
- d = Total Number of Service Requests Confirmed in Reporting Period

**FOC Interval Distribution** (for each interval) = (e / f) X 100

- e = Service Requests Confirmed in interval
- f = Total Service Requests Confirmed in the Reporting Period

**Report Structure**

Fully Mechanized, Partially Mechanized, Total Mechanized, Non-Mechanized

- CLEC Specific
- CLEC Aggregate
- State and Region
- Fully Mechanized:
  - 0 - <= 15 minutes
  - >15 - <= 30 minutes
  - >30 - <= 45 minutes
  - >45 - <= 60 minutes
  - >60 - <= 90 minutes
  - >90 - <= 120 minutes
  - >120 - <= 180 minutes
  - 0 - <= 3 hours
  - >3 - <= 6 hours
  - >6 - <= 12 hours
  - >12 - <= 24 hours
  - >24 - <= 48 hours
  - >48 hours
- Partially Mechanized:
  - 0 - <= 4 hours
  - >4 - <= 8 hours
  - >8 - <= 10 hours
  - 0 - <= 10 hours
  - >10 - <= 18 hours
  - 0 - <= 18 hours
  - >18 - <= 24 hours
  - 0 - <= 24 hours
  - >24 - <= 48 hours
  - > 48 hours
- Non-Mechanized:
  - 0 - <= 4 hours
  - >4 - <= 8 hours
  - >8 - <= 12 hours
  - >12 - <= 16 hours
  - >16 - <= 20 hours
  - >20 - <= 24 hours
  - >24 - <= 36 hours
  - 0 - <= 36 hours
  - >36 - <= 48 hours
  - >48 hours

**Data Retained**

Relating to CLEC Experience	Relating to BellSouth Performance
Report Month • Total Number of LSRs • Total Number of FOCs • State and Region	• Not Applicable

**SQM Disaggregation - Analog/Benchmark**

SQM Level of Disaggregation	SQM Analog/Benchmark
• LNP • UNE Loop with LNP	• Mechanized: 95% <= 3 Hours • Partially Mechanized: 85% <= 24 Hours • Partially Mechanized: 85% <= 18 Hours (05/01/01) • Partially Mechanized: 85% <= 10 Hours (08/01/01) • Non-Mechanized: 85% <= 36 hours

**SEEM Measure**

SEEM Measure		
No	Tier I	
	Tier II	

**SEEM Disaggregation - Analog/Benchmark**

SEEM Disaggregation	SEEM Analog/Benchmark
• Not Applicable	• Not Applicable

## Section 3: Provisioning

### P-1: Mean Held Order Interval & Distribution Intervals

#### Definition

When delays occur in completing CLEC orders, the average period that CLEC orders are held for BellSouth reasons, pending a delayed completion, should be no worse for the CLEC when compared to BellSouth delayed orders. Calculation of the interval is the total days orders are held and pending but not completed that have passed the currently committed due date; divided by the total number of held orders. This report is based on orders still pending, held and past their committed due date at the close of the reporting period. The distribution interval is based on the number of orders held and pending but not completed over 15 and 90 days. (Orders reported in the >90 day interval are also included in the >15 day interval.)

#### Exclusions

- Order Activities of BellSouth or the CLEC associated with internal or administrative use of local services (Record Orders, Listing Orders, Test Orders, etc.)
- Disconnect (D) & From (F) orders
- Orders with appointment code of 'A' for Rural orders

#### Business Rules

**Mean Held Order Interval:** This metric is computed at the close of each report period. The held order interval is established by first identifying all orders, at the close of the reporting interval, that both have not been reported as completed in SOCS and have passed the currently committed due date for the order. For each such order, the number of calendar days between the earliest committed due date on which BellSouth had a company missed appointment and the close of the reporting period is established and represents the held order interval for that particular order. The held order interval is accumulated by the standard groupings, unless otherwise noted, and the reason for the order being held. The total number of days accumulated in a category is then divided by the number of held orders within the same category to produce the mean held order interval. The interval is by calendar days with no exclusions for Holidays or Sundays.

CLEC Specific reporting is by type of held order (facilities, equipment, other), total number of orders held, and the total and average days.

**Held Order Distribution Interval:** This measure provides data to report total days held and identifies these in categories of >15 days and > 90 days. (Orders counted in >90 days are also included in > 15 days).

#### Calculation

**Mean Held Order Interval** =  $a / b$

- a = Sum of held-over-days for all Past Due Orders Held for the reporting period
- b = Number of Past Due Orders Held and Pending But Not Completed and past the committed due date

**Held Order Distribution Interval** (for each interval) =  $(c / d) \times 100$

- c = # of Orders Held for  $\geq 15$  days or # of Orders Held for  $\geq 90$  days
- d = Total # of Past Due Orders Held and Pending But Not Completed

#### Report Structure

- CLEC Specific
- CLEC Aggregate
- BellSouth Aggregate
- Circuit Breakout < 10,  $\geq 10$  (except trunks)

**Data Retained**

Relating to CLEC Experience	Relating to BellSouth Performance
<ul style="list-style-type: none"> <li>• Report Month</li> <li>• CLEC Order Number and PON (PON)</li> <li>• Order Submission Date (TICKET_ID)</li> <li>• Committed Due Date (DD)</li> <li>• Service Type (CLASS_SVC_DESC)</li> <li>• Hold Reason</li> <li>• Total Line/circuit Count</li> <li>• Geographic Scope</li> </ul> <p>Note: Code in parentheses is the corresponding header found in the raw data file.</p>	<ul style="list-style-type: none"> <li>• Report Month</li> <li>• BellSouth Order Number</li> <li>• Order Submission Date</li> <li>• Committed Due Date</li> <li>• Service Type</li> <li>• Hold Reason</li> <li>• Total Line/circuit Count</li> <li>• Geographic Scope</li> </ul>

**SQM Disaggregation - Analog/Benchmark**

SQM Level of Disaggregation	SQM Analog/Benchmark
• Resale Residence	• Retail Residence
• Resale Business	• Retail Business
• Resale Design	• Retail Design
• Resale PBX	• Retail PBX
• Resale Centrex	• Retail Centrex
• Resale ISDN	• Retail ISDN
• LNP (Standalone)	• Retail Residence and Business (POTS)
• INP (Standalone)	• Retail Residence and Business (POTS)
• 2W Analog Loop Design	• Retail Residence and Business Dispatch
• 2W Analog Loop Non-Design	• Retail Residence and Business - POTS Excluding Switch-Based Orders
• 2W Analog Loop With LNP Design	• Retail Residence and Business Dispatch
• 2W Analog Loop With LNP Non-Design	• Retail Residence and Business - POTS Excluding Switch-Based Orders
• 2W Analog Loop With INP-Design	• Retail Residence and Business Dispatch
• 2W Analog Loop With INP Non-Design	• Retail Residence and Business - POTS Excluding Switch-Based Orders
• UNE Digital Loop < DS1	• Retail Digital Loop < DS1
• UNE Digital Loop >= DS1	• Retail Digital Loop >= DS1
• UNE Loop + Port Combinations	• Retail Residence and Business
• UNE Switch Ports	• Retail Residence and Business (POTS)
• UNE Combo Other	• Retail Residence, Business and Design Dispatch
• UNE xDSL (HDSL, ADSL and UCL)	• ADSL Provided to Retail
• UNE ISDN	• Retail ISDN - BRI
• UNE Line Sharing	• ADSL Provided to Retail
• UNE Other Design	• Retail Design
• UNE Other Non-Design	• Retail Residence and Business
• Local Transport (Unbundled Interoffice Transport)	• Retail DS1/DS3 Interoffice
• Local Interconnection Trunks	• Parity with Retail

**SEEM Measure**

SEEM Measure	
No	Tier I
	Tier II

**SEEM Disaggregation - Analog/Benchmark**

SEEM Disaggregation	SEEM Analog/Benchmark
• Not Applicable	• Not Applicable

## P-2: Average Jeopardy Notice Interval & Percentage of Orders Given Jeopardy Notices

### Definition

When BellSouth can determine in advance that a committed due date is in jeopardy for facility delay, it will provide advance notice to the CLEC.

The interval is from the date/time the notice is released to the CLEC/BellSouth systems until 5pm on the commitment date of the order. The Percent of Orders is the percentage of orders given jeopardy notices for facility delay in the count of orders confirmed in the report period.

### Exclusions

- Orders held for CLEC end user reasons
- Disconnect (D) & From (F) orders
- Non-Dispatch Orders

### Business Rules

When BellSouth can determine in advance that a committed due date is in jeopardy for facility delay, it will provide advance notice to the CLEC. The number of committed orders in a report period is the number of orders that have a due date in the reporting period. Jeopardy notices for interconnection trunks results are usually zero as these trunks seldom experience facility delays. The Committed due date is considered the Confirmed due date. This report measures dispatched orders only. If an order is originally sent as non-dispatch and it is determined there is a facility delay, the order is converted to a dispatch code so the facility problem can be corrected. It will remain coded dispatched until completion.

### Calculation

**Jeopardy Interval** = a - b

- a = Date and Time of Jeopardy Notice
- b = Date and Time of Scheduled Due Date on Service Order

**Average Jeopardy Interval** = c / d

- c = Sum of all jeopardy intervals
- d = Number of Orders Notified of Jeopardy in Reporting Period

**Percent of Orders Given Jeopardy Notice** = (e / f) X 100

- e = Number of Orders Given Jeopardy Notices in Reporting Period
- f = Number of Orders Confirmed (due) in Reporting Period

### Report Structure

- CLEC Specific
- CLEC Aggregate
- BellSouth Aggregate
- Dispatch Orders
- Mechanized Orders
- Non-Mechanized Orders

### Data Retained

Relating to CLEC Experience	Relating to BellSouth Performance
<ul style="list-style-type: none"> <li>• Report Month</li> <li>• CLEC Order Number and PON</li> <li>• Date and Time Jeopardy Notice Sent</li> <li>• Committed Due Date</li> <li>• Service Type</li> </ul>	<ul style="list-style-type: none"> <li>• Report Month</li> <li>• BellSouth Order Number</li> <li>• Date and Time Jeopardy Notice Sent</li> <li>• Committed Due Date</li> <li>• Service Type</li> </ul>
<p><b>Note:</b> Code in parentheses is the corresponding header found in the raw data file.</p>	

**SQM Disaggregation - Analog/Benchmark**

SQM Level of Disaggregation	SQM Analog/Benchmark
% Orders Given Jeopardy Notice	
• Resale Residence	• Retail Residence
• Resale Business	• Retail Business
• Resale Design	• Retail Design
• Resale PBX	• Retail PBX
• Resale Centrex	• Retail Centrex
• Resale ISDN	• Retail ISDN
• LNP (Standalone)	• Retail Residence and Business (POTS)
• INP (Standalone)	• Retail Residence and Business (POTS)
• 2W Analog Loop Design	• Retail Residence and Business Dispatch
• 2W Analog Loop Non-Design	• Retail Residence and Business - (POTS Excluding Switch- Based Orders)
• 2W Analog Loop With LNP Design	• Retail Residence and Business Dispatch
• 2W Analog Loop With LNP Non-Design	• Retail Residence and Business - (POTS Excluding Switch- Based Orders)
• 2W Analog Loop With INP Design	• Retail Residence and Business Dispatch
• 2W Analog Loop With INP Non-Design	• Retail Residence and Business (POTS Excluding Switch- Based Orders)
•UNE Digital Loop < DS1	• Retail Digital Loop < DS1
•UNE Digital Loop >= DS1	• Retail Digital Loop >= DS1
•UNE Loop + Port Combinations	• Retail Business and Residence
•UNE Switch Ports	• Retail Residence and Business (POTS)
•UNE Combo Other	• Retail Residence, Business and Design Dispatch
•UNE xDSL (HDSL, ADSL and UCL)	• ADSL Provided to Retail
•UNE ISDN	• Retail ISDN BRI
•UNE Line Sharing	• ADSL Provided to Retail
•UNE Other Design	• Retail Design
•UNE Other Non -Design	• Retail Residence and Business
•Local Transport (Unbundled Interoffice Transport)	• Retail DS1/DS3 Interoffice
•Local Interconnection Trunks	• Parity with Retail
•Average Jeopardy Notice Interval	• 95% >= 48 Hours

**SEEM Measure**

SEEM Measure	
No	Tier I
	Tier II

**SEEM Disaggregation - Analog/Benchmark**

SEEM Disaggregation	SEEM Analog/Benchmark
• Not Applicable	• Not Applicable



## P-3: Percent Missed Installation Appointments

### Definition

“Percent missed installation appointments” monitors the reliability of BellSouth commitments with respect to committed due dates to assure that the CLEC can reliably quote expected due dates to their retail customer as compared to BellSouth. This measure is the percentage of total orders processed for which BellSouth is unable to complete the service orders on the committed due dates and reported for Total misses and End User Misses.

### Exclusions

- Canceled Service Orders
- Order Activities of BellSouth or the CLEC associated with internal or administrative use of local services (Record Orders, Listing Orders Test Orders, etc.)
- Disconnect (D) & From (F) orders
- End User Misses on Local Interconnection Trunks

### Business Rules

Percent Missed Installation Appointments (PMI) is the percentage of orders with completion dates in the reporting period that are past the original committed due date. Missed Appointments caused by end-user reasons will be included and reported separately. The first commitment date on the service order that is a missed appointment is the missed appointment code used for calculation whether it is a BellSouth missed appointment or an End User missed appointment. The “due date” is any time on the confirmed due date. Which means there cannot be a cutoff time for commitments, as certain types of orders are requested to be worked after standard business hours. Also, during Daylight Savings Time, field technicians are scheduled until 9PM in some areas and the customer is offered a greater range of intervals from which to select.

### Calculation

**Percent Missed Installation Appointments** = (a / b) X 100

- a = Number of Orders with Completion date in Reporting Period past the Original Committed Due Date
- b = Number of Orders Completed in Reporting Period

### Report Structure

- CLEC Specific
- CLEC Aggregate
- BellSouth Aggregate
- Report in Categories of <10 lines/circuits >= 10 lines/circuits (except trunks)
- Dispatch/No Dispatch

**Report Explanation:** The difference between End User MA and Total MA is the result of BellSouth caused misses. Here, Total MA is the total percent of orders missed either by BellSouth or CLEC end user. The End User MA represents the percentage of orders missed by the CLEC or their end user.

### Data Retained

Relating to CLEC Experience	Relating to BellSouth Performance
<ul style="list-style-type: none"> <li>• Report Month</li> <li>• CLEC Order Number and PON (PON)</li> <li>• Committed Due Date (DD)</li> <li>• Completion Date (CMPLTN DD)</li> <li>• Status Type</li> <li>• Status Notice Date</li> <li>• Standard Order Activity</li> <li>• Geographic Scope</li> </ul> <p><b>Note:</b> Code in parentheses is the corresponding header found in the raw data file.</p>	<ul style="list-style-type: none"> <li>• Report Month</li> <li>• BellSouth Order Number</li> <li>• Committed Due Date (DD)</li> <li>• Completion Date (CMPLTN DD)</li> <li>• Status Type</li> <li>• Status Notice Date</li> <li>• Standard Order Activity</li> <li>• Geographic Scope</li> </ul>

**SQM Disaggregation - Analog/Benchmark**

<b>SQM LEVEL of Disaggregation</b>	<b>SQM Analog/Benchmark</b>
• Resale Residence	• Retail Residence
• Resale Business	• Retail Business
• Resale Design	• Retail Design
• Resale PBX	• Retail PBX
• Resale Centrex	• Retail Centrex
• Resale ISDN	• Retail ISDN
• LNP (Standalone)	• Retail Residence and Business (POTS)
• INP (Standalone)	• Retail Residence and Business (POTS)
• 2W Analog Loop Design	• Retail Residence and Business Dispatch
• 2W Analog Loop Non-Design - Dispatch - Non-Dispatch (Dispatch In)	• Retail Residence and Business - (POTS Excluding Switch-Based Orders) - Dispatch - Non-Dispatch (Dispatch In)
• 2W Analog Loop With LNP Design	• Retail Residence and Business Dispatch
• 2W Analog Loop With LNP Non-Design - Dispatch - Non-Dispatch (Dispatch In)	• Retail Residence and Business - (POTS Excluding Switch-Based Orders) - Dispatch - Non-Dispatch (Dispatch In)
• 2W Analog Loop With INP Design	• Retail Residence and Business Dispatch
• 2W Analog Loop With INP Non-Design - Dispatch - Non-Dispatch (Dispatch In)	• Retail Residence and Business (POTS Excluding Switch-Based Orders) - Dispatch - Non-Dispatch (Dispatch In)
• UNE Digital Loop < DS1	• Retail Digital Loop < DS1
• UNE Digital Loop >= DS1	• Retail Digital Loop >= DS1
• UNE Loop + Port Combinations - Dispatch Out - Non-Dispatch - Dispatch In - Switch-Based	• Retail Residence and Business - Dispatch Out - Non-Dispatch - Dispatch In - Switch-Based
• UNE Switch Ports	• Retail Residence and Business (POTS)
• UNE Combo Other - Dispatch - Non-Dispatch (Dispatch In)	• Retail Residence, Business and Design Dispatch (Including Dispatch Out and Dispatch In) - Dispatch - Non-Dispatch (Dispatch In)
• UNE xDSL (HDSL, ADSL and UCL)	• ADSL Provided to Retail
• UNE ISDN	• Retail ISDN - BRI
• UNE Line Sharing	• ADSL Provided to Retail
• UNE Other Design	• Retail Design
• UNE Other Non - Design	• Retail Residence and Business
• Local Transport (Unbundled Interoffice Transport)	• Retail DS1/DS3 Interoffice
• Local Interconnection Trunks	• Parity with Retail

**SEEM Measure**

<b>SEEM Measure</b>		
Yes	Tier I	X
	Tier II	X

**SEEM Disaggregation - Analog/Benchmark**

<b>SEEM Disaggregation</b>	<b>SEEM Analog/Benchmark</b>
• Resale POTS	• Retail Residence and Business (POTS)
• Resale Design	• Retail Design
• UNE Loop + Port Combinations	• Retail Residence and Business
• UNE Loops	• Retail Residence and Business Dispatch
• UNE xDSL	• ADSL Provided to Retail
• UNE Line Sharing	• ADSL Provided to Retail
• Local Interconnection Trunks	• Parity with Retail

## P-4: Average Completion Interval (OCI) & Order Completion Interval Distribution

### Definition

The “average completion interval” measure monitors the interval of time it takes BellSouth to provide service for the CLEC or its own customers. The “Order Completion Interval Distribution” provides the percentages of orders completed within certain time periods. This report measures how well BellSouth meets the interval offered to customers on service orders.

### Exclusions

- Canceled Service Orders
- Order Activities of BellSouth or the CLEC associated with internal or administrative use of local services (Record Orders, Listing Orders, Test Orders, etc.)
- Disconnect (D&F) orders (Except “D” orders associated with LNP Standalone)
- “L” Appointment coded orders (where the customer has requested a later than offered interval)

### Business Rules

The actual completion interval is determined for each order processed during the reporting period. The completion interval is the elapsed time from when BellSouth issues a FOC or SOCS date time stamp receipt of an order from the CLEC to BellSouth’s actual order completion date. This includes all delays for BellSouth’s CLEC/End Users. The clock starts when a valid order number is assigned by SOCS and stops when the technician or system completes the order in SOCS. Elapsed time for each order is accumulated for each reporting dimension. The accumulated time for each reporting dimension is then divided by the associated total number of orders completed. Orders that are worked on zero due dates are calculated with a .33-day interval (8 hours) in order to report a portion of a day interval. These orders are issued and worked/completed on the same day. They can be either flow through orders (no field work-non-dispatched) or field orders (dispatched).

The interval breakout for UNE and Design is: 0-5 = 0-4.99, 5-10 = 5-9.99, 10-15 = 10-14.99, 15-20 = 15- 19.99, 20-25 = 20-24.99, 25-30 = 25-29.99, >= 30 = 30 and greater.

### Calculation

**Completion Interval** = (a - b)

- a = Completion Date
- b = Order Issue Date

**Average Completion Interval** = (c / d)

- c = Sum of all Completion Intervals
- d = Count of Orders Completed in Reporting Period

**Order Completion Interval Distribution** (for each interval) = (e / f) X 100

- e = Service Orders Completed in “X” days
- f = Total Service Orders Completed in Reporting Period

### Report Structure

- CLEC Specific
- CLEC Aggregate
- BellSouth Aggregate
- Dispatch / No Dispatch categories applicable to all levels except trunks
- Residence & Business reported in day intervals = 0, 1, 2, 3, 4, 5, 5+
- UNE and Design reported in day intervals = 0-5, 5-10, 10-15, 15-20, 20-25, 25-30,>= 30
- All Levels are reported <10 line/circuits; >= 10 line/circuits (except trunks)
- ISDN Orders included in Non-Design

### Data Retained

Relating to CLEC Experience	Relating to BellSouth Performance
<ul style="list-style-type: none"> <li>• Report Month</li> <li>• CLEC Company Name</li> <li>• Order Number (PON)</li> </ul>	<ul style="list-style-type: none"> <li>• Report Month</li> <li>• BellSouth Order Number</li> </ul>

<ul style="list-style-type: none"> <li>• Application Date &amp; Time (TICKET_ID)</li> <li>• Completion Date (CMPLTN_DT)</li> <li>• Service Type (CLASS_SVC_DESC)</li> <li>• Geographic Scope</li> </ul> <p><b>Note:</b> Code in parentheses is the corresponding header found in the raw data file.</p>	<ul style="list-style-type: none"> <li>• Application Date &amp; Time</li> <li>• Order Completion Date &amp; Time</li> <li>• Service Type</li> <li>• Geographic Scope</li> </ul>
---	---

### SQM Disaggregation - Analog/Benchmark

SQM Level of Disaggregation	SQM Analog/Benchmark
• Resale Residence	• Retail Residence
• Resale Business	• Retail Business
• Resale Design	• Retail Design
• Resale PBX	• Retail PBX
• Resale Centrex	• Retail Centrex
• Resale ISDN	• Retail ISDN
• LNP (Standalone)	• Retail Residence and Business (POTS)
• INP (Standalone)	• Retail Residence and Business (POTS)
• 2W Analog Loop Design	• Retail Residence and Business Dispatch
• 2W Analog Loop Non-Design	• Retail Residence and Business - (POTS Excluding Switch-Based Orders)
- Dispatch	- Dispatch
- Non-Dispatch (Dispatch In)	- Non-Dispatch (Dispatch In)
• 2W Analog Loop With LNP Design	• Retail Residence and Business Dispatch
• 2W Analog Loop With LNP Non-Design	• Retail Residence and Business - (POTS Excluding Switch-Based Orders)
- Dispatch	- Dispatch
- Non-Dispatch (Dispatch In)	- Non-Dispatch (Dispatch In)
• 2W Analog Loop With INP Design	• Retail Residence and Business Dispatch
• 2W Analog Loop With INP Non-Design	• Retail Residence and Business - (POTS Excluding Switch-Based Orders)
- Dispatch	- Dispatch
- Non-Dispatch (Dispatch In)	- Non-Dispatch (Dispatch In)
• UNE Digital Loop < DS1	• Retail Digital Loop < DS1
• UNE Digital Loop >= DS1	• Retail Digital Loop >= DS1
• UNE Loop + Port Combinations	• Retail Residence and Business
- Dispatch Out	- Dispatch Out
- Non-Dispatch	- Non-Dispatch
- Dispatch In	- Dispatch In
- Switch-Based	- Switch-Based
• UNE Switch Ports	• Retail Residence and Business (POTS)
• UNE Combo Other	• Retail Residence, Business and Design Dispatch (Including Dispatch Out and Dispatch In)
- Dispatch	- Dispatch
- Non-Dispatch (Dispatch In)	- Non-Dispatch (Dispatch In)
• UNE xDSL (HDSL, ADSL and UCL) without conditioning	• 7 Days
• UNE xDSL (HDSL, ADSL and UCL) with conditioning	• 14 Days
• UNE ISDN	• Retail ISDN BRI
• UNE Line Sharing	• ADSL Provided to Retail
• UNE Other Design	• Retail Design
• UNE Other Non-Design	• Retail Residence and Business
• Local Transport (Unbundled Interoffice Transport)	• Retail DS1/DS3 Interoffice
• Local Interconnection Trunks	• Parity with Retail

**SEEM Measure**

SEEM Measure		
Yes	Tier I	X
	Tier II	X

**SEEM Disaggregation - Analog/Benchmark**

SEEM Disaggregation	SEEM Analog/Benchmark
• Resale POTS	• Retail Residence and Business (POTS)
• Resale Design	• Retail Design
• UNE Loop + Port Combinations	• Retail Residence and Business
• UNE Loops	• Retail Residence and Business Dispatch
• UNE xDSL without conditioning	• 7 Days
• UNE xDSL with conditioning	• 14 Days
• UNE Line Sharing	• ADSL Provided to Retail
• Local Interconnection Trunks	• Parity with Retail

## P-5: Average Completion Notice Interval

### Definitions

The Completion Notice Interval is the elapsed time between the BellSouth reported completion of work and the issuance of a valid completion notice to the CLEC.

### Exclusions

- Cancelled Service Orders
- Order Activities of BellSouth or the CLEC associated with internal or administrative use of local services (Record Orders, Listing Orders, Test Orders, etc.)
- D&F orders (Exception: "D" orders associated with LNP Standalone)

### Business Rules

Measurement on interval of completion date and time entered by a field technician on dispatched orders, and 5PM start time on the due date for non-dispatched orders; to the release of a notice to the CLEC/BellSouth of the completion status. The field technician notifies the CLEC the work was complete and then he/she enters the completion time stamp information in his/her computer. This information switches through to the SOCS systems either completing the order or rejecting the order to the Work Management Center (WMC). If the completion is rejected, it is manually corrected and then completed by the WMC. The notice is returned on each individual order.

The start time for all orders is the completion stamp either by the field technician or the 5PM due date stamp; the end time for mechanized orders is the time stamp the notice was transmitted to the CLEC interface (LENS, EDI, OR TAG). For non-mechanized orders the end timestamp will be timestamp of order update to C-SOTS system.

### Calculation

**Completion Notice Interval** = (a - b)

- a = Date and Time of Notice of Completion
- b = Date and Time of Work Completion

**Average Completion Notice Interval** = c / d

- c = Sum of all Completion Notice Intervals
- d = Number of Orders with Notice of Completion in Reporting Period

### Report Structure

- CLEC Specific
- CLEC Aggregate
- BellSouth Aggregate
- Mechanized Orders
- Non-Mechanized Orders
- Reporting intervals in Hours; 0, 1-2, 2-4, 4-8, 8-12, 12-24, >= 24 plus Overall Average Hour Interval (The categories are inclusive of these time intervals: 0-1 = 0.99; 1-2 = 1-1.99; 2-4 = 2-3.99, etc.)
- Reported in categories of <10 line/circuits; >= 10 line/circuits (except trunks)

### Data Retained

Relating to CLEC Experience	Relating to BellSouth Performance
<ul style="list-style-type: none"> <li>• Report Month</li> <li>• CLEC Order Number (so_nbr)</li> <li>• Work Completion Date (cmplt_n_dt)</li> <li>• Work Completion Time</li> <li>• Completion Notice Availability Date</li> <li>• Completion Notice Availability Time</li> <li>• Service Type</li> <li>• Geographic Scope</li> </ul>	<ul style="list-style-type: none"> <li>• Report Month</li> <li>• BellSouth Order Number (so_nbr)</li> <li>• Work Completion Date (cmplt_n_dt)</li> <li>• Work Completion Time</li> <li>• Completion Notice Availability Date</li> <li>• Completion Notice Availability Time</li> <li>• Service Type</li> <li>• Geographic Scope</li> </ul>
<b>Note:</b> Code in parentheses is the corresponding header found	<b>NOTE:</b> Code in parentheses is the corresponding header

in the raw data file.	found in the raw data file.
-----------------------	-----------------------------

**SQM Disaggregation - Analog/Benchmark**

SQM Level of Disaggregation	SQM Analog/Benchmark
• Resale Residence	• Retail Residence
• Resale Business	• Retail Business
• Resale Design	• Retail Design
• Resale PBX	• Retail PBX
• Resale Centrex	• Retail Centrex
• Resale ISDN	• Retail ISDN
• LNP (Standalone)	• Retail Residence and Business (POTS)
• INP (Standalone)	• Retail Residence and Business (POTS)
• 2W Analog Loop Design	• Retail Residence and Business Dispatch
• 2W Analog Loop Non-Design	• Retail Residence and Business - (POTS Excluding Switch-Based Orders)
- Dispatch	- Dispatch
- Non-Dispatch (Dispatch In)	- Non-Dispatch (Dispatch In)
• 2W Analog Loop With LNP Design	• Retail Residence and Business Dispatch
• 2W Analog Loop With LNP Non-Design	• Retail Residence and Business - (POTS Excluding Switch-Based Orders)
- Dispatch	- Dispatch
- Non-Dispatch (Dispatch In)	- Non-Dispatch (Dispatch In)
• 2W Analog Loop With INP Design	• Retail Residence and Business Dispatch
• 2W Analog Loop With INP Non-Design	• Retail Residence and Business (POTS Excluding Switch-Based Orders)
- Dispatch	- Dispatch
- Non-Dispatch (Dispatch In)	- Non-Dispatch (Dispatch In)
• UNE Digital Loop < DS1	• Retail Digital Loop < DS1
• UNE Digital Loop >= DS1	• Retail Digital Loop >= DS1
• UNE Loop + Port Combinations	• Retail Residence and Business
- Dispatch Out	- Dispatch Out
- Non-Dispatch	- Non-Dispatch
- Dispatch In	- Dispatch In
- Switch-Based	- Switch-Based
• UNE Switch Ports	• Retail Residence and Business (POTS)
• UNE Combo Other	• Retail Residence, Business and Design Dispatch (Including Dispatch Out and Dispatch In)
- Dispatch	- Dispatch
- Non-Dispatch (Dispatch In)	- Non-Dispatch (Dispatch In)
• UNE xDSL (HDSL, ADSL and UCL)	• ADSL Provided to Retail
• UNE ISDN	• Retail ISDN BRI
• UNE Line Sharing	• ADSL Provided to Retail
• UNE Other Design	• Retail Design
• UNE Other Non-Design	• Retail Residence and Business
• Local Transport (Unbundled Interoffice Transport)	• Retail DS1/DS3 Interoffice
• Local Interconnection Trunks	• Parity with Retail

**SEEM Measure**

SEEM Measure	
No	Tier I
	Tier II

**SEEM Disaggregation - Analog/Benchmark**

SEEM Disaggregation	SEEM Analog/Benchmark
• Not Applicable	• Not Applicable



## P-6: % Completions/Attempts without Notice or < 24 hours Notice

### Definition

This Report measures the interval from the FOC end timestamp on the LSR until 5:00 P.M. on the original committed due date of a service order. The purpose of this measure is to report if BellSouth is returning a FOC to the CLEC in time for the CLEC to notify their customer of the scheduled date.

### Exclusions

“0” dated orders or any request where the subscriber requested an earlier due date of < 24 hours prior to the original commitment date, or any LSR received < 24 hours prior to the original commitment date.

### Business Rules

**For CLEC Results:**

Calculation would exclude any successful or unsuccessful service delivery where the CLEC was informed at least 24 hours in advance. BellSouth may also exclude from calculation any LSRs received from the requesting CLEC with less than 24 hour notice prior to the commitment date.

**For BellSouth Results:**

BellSouth does not provide a FOC to its retail customers.

### Calculation

**Percent Completions or Attempts without Notice or with Less Than 24 Hours Notice** = (a / b) X 100

- a = Completion Dispatches (Successful and Unsuccessful) With No FOC or FOC Received < 24 Hours of original Committed Due Date
- b = All Completions

### Report Structure

- CLEC Specific
- CLEC Aggregate
- Dispatch /Non-Dispatch
- Total Orders FOC < 24 Hours
- Total Completed Service Orders
- % FOC < 24 Hours

### Data Retained

Relating to CLEC Experience	Relating to BellSouth Performance
<ul style="list-style-type: none"> <li>• Committed Due Date (DD)</li> <li>• FOC End Timestamp</li> <li>• Report Month</li> <li>• CLEC Order Number and PON</li> <li>• Geographic Scope</li> <li>- State / Region</li> </ul>	<ul style="list-style-type: none"> <li>• Not Applicable</li> </ul>

**SQM Disaggregation - Analog/Benchmark**

SQM Level of Disaggregation	SQM Analog/Benchmark
<ul style="list-style-type: none"> <li>• Resale Residence</li> <li>• Resale Business</li> <li>• Resale Design</li> <li>• Resale PBX</li> <li>• Resale Centrex</li> <li>• Resale ISDN</li> <li>• LNP (Standalone)</li> <li>• INP (Standalone)</li> <li>• 2W Analog Loop Design</li> <li>• 2W Analog Loop Non-Design</li> <li>• 2W Analog Loop With LNP-Design</li> <li>• 2W Analog Loop With LNP Non-Design</li> <li>• 2W Analog Loop With INP-Design</li> <li>• 2W Analog Loop With INP Non-Design</li> <li>• UNE Digital Loop &lt; DS1</li> <li>• UNE Digital Loop &gt;=DS1</li> <li>• UNE Loop + Port Combinations</li> <li>• UNE Switch ports</li> <li>• UNE Combo Other</li> <li>• UNE xDSL (HDSL, ADSL and UCL)</li> <li>• UNE ISDN</li> <li>• UNE Line Sharing</li> <li>• UNE Other Design</li> <li>• UNE Other Non -Design</li> <li>• Local Transport (Unbundled Interoffice Transport)</li> <li>• Local Interconnection Trunks</li> </ul>	<ul style="list-style-type: none"> <li>• Diagnostic</li> </ul>

**SEEM Measure**

SEEM Measure		
No	Tier I	
	Tier II	

**SEEM Disaggregation - Analog/Benchmark**

SEEM Disaggregation	SEEM Analog/Benchmark
• Not Applicable	• Not Applicable

## P-7: Coordinated Customer Conversions Interval

### Definition

This report measures the average time it takes BellSouth to disconnect an unbundled loop from the BellSouth switch and cross connect it to CLEC equipment. This measurement applies to service orders with INP and with LNP, and where the CLEC has requested BellSouth to provide a coordinated cut over.

### Exclusions

- Any order canceled by the CLEC will be excluded from this measurement
- Delays due to CLEC following disconnection of the unbundled loop
- Unbundled Loops where there is no existing subscriber loop and loops where coordination is not requested

### Business Rules

When the service order includes INP, the interval includes the total time for the cut over including the translation time to place the line back in service on the ported line. When the service order includes LNP, the interval only includes the total time for the cut over (the port of the number is controlled by the CLEC). The interval is calculated for the entire cut over time for the service order and then divided by items worked in that time to give the average per-item interval for each service order.

### Calculation

**Coordinated Customer Conversions Interval** = (a - b)

- a = Completion Date and Time for Cross Connection of a Coordinated Unbundled Loop
- b = Disconnection Date and Time of an Coordinated Unbundled Loop

**Percent Coordinated Customer Conversions** (for each interval) = (c / d) X 100

- c = Total number of Coordinated Customer Conversions for each interval
- d = Total Number of Unbundled Loop with Coordinated Conversions (items) for the reporting period

### Report Structure

- CLEC Specific
- CLEC Aggregate
- The interval breakout is 0-5 = 0-4.99, 5-15 = 5-14.99, >=15 = 15 and greater, plus Overall Average Interval.

### Data Retained

Relating to CLEC Experience	Relating to BellSouth Performance
<ul style="list-style-type: none"> <li>• Report Month</li> <li>• CLEC Order Number</li> <li>• Committed Due Date (DD)</li> <li>• Service Type (CLASS_SVC_DESC)</li> <li>• Cut over Start Time</li> <li>• Cut over Completion Time</li> <li>• Portability Start and Completion Times (INP orders)</li> <li>• Total Conversions (Items)</li> </ul> <p><b>Note:</b> Code in parentheses is the corresponding header found in the raw data file.</p>	<ul style="list-style-type: none"> <li>• No BellSouth Analog Exists</li> </ul>

### SQM Disaggregation - Analog/Benchmark

SQM Level of Disaggregation	SQM Analog/Benchmark
<ul style="list-style-type: none"> <li>• Unbundled Loops with INP/LNP</li> <li>• Unbundled Loops without INP/LNP</li> </ul>	<ul style="list-style-type: none"> <li>• 95% &lt;= 15 minutes</li> </ul>

### SEEM Measure

SEEM Measure		
Yes	Tier I	X
	Tier II	X

**SEEM Disaggregation - Analog/Benchmark**

<b>SEEM Disaggregation</b>	<b>SEEM Analog/Benchmark</b>
• Unbundled Loops	• 95% <= 15 minutes

## P-7A: Coordinated Customer Conversions – Hot Cut Timeliness% Within Interval and Average Interval

### Definition

This category measures whether BellSouth begins the cut over of an unbundled loop on a coordinated and/or a time specific order at the CLEC requested start time. It measures the percentage of orders where the cut begins within 15 minutes of the requested start time of the order and the average interval.

### Exclusions

- Any order canceled by the CLEC will be excluded from this measurement
- Delays caused by the CLEC
- Unbundled Loops where there is no existing subscriber loop and loops where coordination is not requested
- All unbundled loops on multiple loop orders after the first loop

### Business Rules

This report measures whether BellSouth begins the cut over of an unbundled loop on a coordinated and/or a time specific order at the CLEC requested start time. The cut is considered on time if it starts 15 minutes before or after the requested start time. Using the scheduled time and the actual cut over start time, the measurement will calculate the percent within interval and the average interval. If a cut involves multiple lines, the cut will be considered “on time” if the first line is cut within the interval. <= 15 minutes includes intervals that began 15:00 minutes or less before the scheduled cut time and cuts that began 15 minutes or less after the scheduled cut time; >15 minutes, <= 30 minutes includes cuts within 15:00 – 30:00 minutes either prior to or after the scheduled cut time; >30 minutes includes cuts greater than 30:00 minutes either prior to or after the scheduled cut time.

### Calculation

**% within Interval** = (a / b) X 100

- a = Total Number of Coordinated Unbundled Loop Orders for the interval
- b = Total Number of Coordinated Unbundled Loop Orders for the reporting period

**Interval** = (c - d)

- c = Scheduled Time for Cross Connection of a Coordinated Unbundled Loop Order
- d = Actual Start Date and Time of a Coordinated Unbundled Loop Order

**Average Interval** = (e / f)

- Sum of all Intervals
- Total Number of Coordinated Unbundled Loop Orders for the reporting period.

### Report Structure

- CLEC Specific
- CLEC Aggregate

Reported in intervals of early, on time and late cuts % <=15 minutes; % >15 minutes, <= 30 minutes; % > 30 minutes, plus Overall Average Interval.

### Data Retained

Relating to CLEC Experience	Relating to BellSouth Performance
<ul style="list-style-type: none"> <li>• Report Month</li> <li>• CLEC Order Number (so_nbr)</li> <li>• Committed Due Date (DD)</li> <li>• Service Type (CLASS_SVC_DESC)</li> <li>• Cut over Scheduled Start Time</li> <li>• Cut over Actual Start Time</li> <li>• Total Conversions Orders</li> </ul> <p><b>Note:</b> Code in parentheses is the corresponding header found in the raw data file.</p>	<ul style="list-style-type: none"> <li>• No BellSouth Analog exists</li> </ul>

**SQM Disaggregation - Analog/Benchmark**

SQM Level of Disaggregation	SQM Analog/Benchmark
<ul style="list-style-type: none"> <li>• Product Reporting Level                             <ul style="list-style-type: none"> <li>- SL1 Time Specific</li> <li>- SL1 Non-Time Specific</li> <li>- SL2 Time Specific</li> <li>- SL2 Non-Time Specific</li> </ul> </li> </ul>	<ul style="list-style-type: none"> <li>• 95% Within + or – 15 minutes of Scheduled Start Time</li> </ul>

**SEEM Measure**

SEEM Measure		
Yes	Tier I	X
	Tier II	X

**SEEM Disaggregation - Analog/Benchmark**

SEEM Disaggregation	SEEM Analog/Benchmark
<ul style="list-style-type: none"> <li>• UNE Loops</li> </ul>	<ul style="list-style-type: none"> <li>• 95% Within + or – 15 minutes of Scheduled Start time</li> </ul>

## P-7B: Coordinated Customer Conversions – Average Recovery Time

### Definition

Measures the time between notification and resolution by BellSouth of a service outage found that can be isolated to the BellSouth side of the network. The time between notification and resolution by BellSouth must be measured to ensure that CLEC customers do not experience unjustifiable lengthy service outages during a Coordinated Customer Conversion. This report measures outages associated with Coordinated Customer Conversions prior to service order completion.

### Exclusions

- Cut overs where service outages are due to CLEC caused reasons
- Cut overs where service outages are due to end-user caused reasons

### Business Rules

Measures the outage duration time related to Coordinated Customer Conversions from the initial trouble notification until the trouble has been restored and the CLEC has been notified. The duration time is defined as the time from the initial trouble notification until the trouble has been restored and the CLEC has been notified. The interval is calculated on the total outage time for the circuits divided by the total number of outages restored during the report period to give the average outage duration.

### Calculation

**Recovery Time** = (a - b)

- a = Date & Time That Trouble is Closed by CLEC
- b = Date & Time Initial Trouble is Opened with BellSouth

**Average Recovery Time** = (c / d)

- c = Sum of all the Recovery Times
- d = Number of Troubles Referred to the BellSouth

### Report Structure

- CLEC Specific
- CLEC Aggregate

### Data Retained

Relating to CLEC Experience	Relating to BellSouth Performance
<ul style="list-style-type: none"> <li>• Report Month</li> <li>• CLEC Company Name</li> <li>• CLEC Order Number (so_nbr)</li> <li>• Committed Due Date (DD)</li> <li>• Service Type (CLASS_SVC_DESC)</li> <li>• CLEC Acceptance Conflict (CLEC_CONFLICT)</li> <li>• CLEC Conflict Resolved (CLEC_RESOLVE)</li> <li>• CLEC Conflict MFC (CLEC_CONFLICT_MFC)</li> <li>• Total Conversion Orders</li> </ul> <p><b>Note:</b> Code in parentheses is the corresponding header found in the raw data file.</p>	<ul style="list-style-type: none"> <li>• None</li> </ul>

### SQM Disaggregation - Analog/Benchmark

SQM Level of Disaggregation	SQM Analog/Benchmark
<ul style="list-style-type: none"> <li>• Unbundled Loops with INP/LNP</li> <li>• Unbundled Loops without INP/LNP</li> </ul>	<ul style="list-style-type: none"> <li>• Diagnostic</li> </ul>

**SEEM Measure**

SEEM Measure		
No	Tier I	
	Tier II	

**SEEM Disaggregation - Analog/Benchmark**

SEEM Disaggregation	SEEM Analog/Benchmark
• Not Applicable	• Not Applicable



## P-7C: Hot Cut Conversions - % Provisioning Troubles Received Within 7 days of a completed Service Order

### Definition

Percent Provisioning Troubles received within 7 days of a completed service order associated with a Coordinated and Non-Coordinated Customer Conversion. Measures the quality and accuracy of Hot Cut Conversion Activities.

### Exclusions

- Any order canceled by the CLEC
- Troubles caused by Customer Provided Equipment

### Business Rules

Measures the quality and accuracy of completed service orders associated with Coordinated and Non-Coordinated Hot Cut Conversions. The first trouble report received on a circuit ID within 7 days following a service order completion is counted in this measure. Subsequent trouble reports are measured in Repeat Report Rate. Reports are calculated searching in the prior report period for completed Coordinated and Non-Coordinated Hot Cut Conversion service orders and following 7 days after the completion of the service order for a trouble report issue date.

### Calculation

**% Provisioning Troubles within 7 days of service order completion** = (a / b) X 100

- a = The sum of all Hot Cut Circuits with a trouble within 7 days following service order(s) completion
- b = The total number of Hot Cut service order circuits completed in the previous report calendar month

### Report Structure

- CLEC Specific
- CLEC Aggregate
- Dispatch/Non-Dispatch

### Data Retained

Relating to CLEC Experience	Relating to BellSouth Performance
<ul style="list-style-type: none"> <li>• Report Month</li> <li>• CLEC Order Number (so_nbr)</li> <li>• PON</li> <li>• Order Submission Date (TICKET_ID)</li> <li>• Order Submission Time (TICKET_ID)</li> <li>• Status Type</li> <li>• Status Notice Date</li> <li>• Standard Order Activity</li> <li>• Geographic Scope</li> <li>• Total Conversion Circuits</li> </ul> <p><b>Note:</b> Code in parentheses is the corresponding header found in the raw data file.</p>	<ul style="list-style-type: none"> <li>• No BellSouth Analog Exists</li> </ul>

### SQM Disaggregation - Analog/Benchmark

SQM Level of Disaggregation	SQM Analog/Benchmark
<ul style="list-style-type: none"> <li>• UNE Loop Design</li> <li>• UNE Loop Non-Design</li> </ul>	<ul style="list-style-type: none"> <li>• &lt;= 5%</li> </ul>

### SEEM Measure

SEEM Measure		
Yes	Tier I	X
	Tier II	X

**SEEM Disaggregation - Analog/Benchmark**

<b>SEEM Disaggregation</b>	<b>SEEM Analog/Benchmark</b>
• UNE Loops	• $\leq 5\%$

## P-8: Cooperative Acceptance Testing - % of xDSL Loops Tested

### Definition

The loop will be considered cooperatively tested when the BellSouth technician places a call to the CLEC representative to initiate cooperative testing and jointly performs the tests with the CLEC.

### Exclusions

- Testing failures due to CLEC (incorrect contact number, CLEC not ready, etc.)
- xDSL lines with no request for cooperative testing

### Business Rules

When a BellSouth technician finishes delivering an order for an xDSL loop where the CLEC order calls for cooperative testing at the customer’s premise, the BellSouth technician is to call a toll free number to the CLEC testing center. The BellSouth technician and the CLEC representative at the center then test the line. As an example of the type of testing performed, the testing center may ask the technician to put a short on the line so that the center can run a test to see if it can identify the short.

### Calculation

**Cooperative Acceptance Testing - % of xDSL Loops Tested** = (a / b) X 100

- a = Total number of successful xDSL cooperative tests for xDSL lines where cooperative testing was requested in the reporting period
- b = Total Number of xDSL line tests requested by the CLEC and scheduled in the reporting period

### Report Structure

- CLEC Specific
- CLEC Aggregate
- Type of Loop tested

### Data Retained

Relating to CLEC Experience	Relating to BellSouth Performance
<ul style="list-style-type: none"> <li>• Report Month</li> <li>• CLEC Company Name (OCN)</li> <li>• CLEC Order Number (so_nbr) and PON (PON)</li> <li>• Committed Due Date (DD)</li> <li>• Service Type (CLASS_SVC_DESC)</li> <li>• Acceptance Testing Completed (ACCEPT_TESTING)</li> <li>• Acceptance Testing Declined (ACCEPT_TESTING)</li> <li>• Total xDSL Orders</li> </ul> <p><b>Note:</b> Code in parentheses is the corresponding header found in the raw data file.</p>	<ul style="list-style-type: none"> <li>• No BellSouth Analog Exists</li> </ul>

### SQM Disaggregation - Analog/Benchmark

SQM Level of Disaggregation:	SQM Analog/Benchmark:
<ul style="list-style-type: none"> <li>• UNE xDSL                             <ul style="list-style-type: none"> <li>- ADSL</li> <li>- HDSL</li> <li>- UCL</li> <li>- OTHER</li> </ul> </li> </ul>	<ul style="list-style-type: none"> <li>• 95% of Lines Tested</li> </ul>

### SEEM Measure

SEEM Measure		
Yes	Tier I	X
	Tier II	X

**SEEM Disaggregation - Analog/Benchmark**

<b>SEEM Disaggregation</b>	<b>SEEM Analog/Benchmark</b>
• UNE xDSL	• 95% of Lines Tested

## P-9: % Provisioning Troubles within 30 days of Service Order Completion

### Definition

Percent Provisioning Troubles within 30 days of Service Order Completion measures the quality and accuracy of Service order activities.

### Exclusions

- Canceled Service Orders
- Order Activities of BellSouth or the CLEC associated with internal or administrative use of local services (Record Orders, Listing Orders, Test Orders, etc.)
- D & F orders
- Trouble reports caused and closed out to Customer Provided Equipment (CPE)

### Business Rules

Measures the quality and accuracy of completed orders. The first trouble report from a service order after completion is counted in this measure. Subsequent trouble reports are measured in Repeat Report Rate. Reports are calculated searching in the prior report period for completed service orders and following 30 days after completion of the service order for a trouble report issue date.

D & F orders are excluded as there is no subsequent activity following a disconnect.

**Note:** Standalone LNP historical data is not available in the maintenance systems (LMOS or WFA).

### Calculation

**% Provisioning Troubles within 30 days of Service Order Activity** = (a / b) X 100

- a = Trouble reports on all completed orders 30 days following service order(s) completion
- b = All Service Orders completed in the previous report calendar month

### Report Structure

- CLEC Specific
- CLEC Aggregate
- BellSouth Aggregate
- Reported in categories of <10 line/circuits; >= 10 line/circuits (except trunks)
- Dispatch / No Dispatch (except trunks)

### Data Retained

Relating to CLEC Experience	Relating to BellSouth Performance
<ul style="list-style-type: none"> <li>• Report Month</li> <li>• CLEC Order Number and PON</li> <li>• Order Submission Date (TICKET_ID)</li> <li>• Order Submission Time (TICKET_ID)</li> <li>• Status Type</li> <li>• Status Notice Date</li> <li>• Standard Order Activity</li> <li>• Geographic Scope</li> </ul> <p><b>Note:</b> Code in parentheses is the corresponding header found in the raw data file.</p>	<ul style="list-style-type: none"> <li>• Report Month</li> <li>• BellSouth Order Number</li> <li>• Order Submission Date</li> <li>• Order Submission Time</li> <li>• Status Type</li> <li>• Status Notice Date</li> <li>• Standard Order Activity</li> <li>• Geographic Scope</li> </ul>

**SQM Disaggregation - Analog/Benchmark**

<b>SQM Level of Disaggregation</b>	<b>SQM Analog/Benchmark</b>
• Resale Residence	• Retail Residence
• Resale Business	• Retail Business
• Resale Design	• Retail Design
• Resale PBX	• Retail PBX
• Resale Centrex	• Retail Centrex
• Resale ISDN	• Retail ISDN
• 2W Analog Loop Design	• Retail Residence and Business Dispatch
• 2W Analog Loop Non-Design - Dispatch - Non-Dispatch (Dispatch In)	• Retail Residence and Business - (POTS Excluding Switch-Based Orders) - Dispatch - Non-Dispatch (Dispatch In)
• 2W Analog Loop With LNP Design	• Retail Residence and Business Dispatch
• 2W Analog Loop With LNP Non-Design - Dispatch - Non-Dispatch (Dispatch In)	• Retail Residence and Business - (POTS Excluding Switch-Based Orders) - Dispatch - Non-Dispatch (Dispatch In)
• 2W Analog Loop With INP Design	• Retail Residence and Business Dispatch
• 2W Analog Loop With INP Non-Design - Dispatch - Non-Dispatch (Dispatch In)	• Retail Residence and Business (POTS - Excluding Switch-Based Orders) - Dispatch - Non-Dispatch (Dispatch In)
• UNE Digital Loop < DS1	• Retail Digital Loop < DS1
• UNE Digital Loop >= DS1	• Retail Digital Loop >= DS1
• UNE xDSL (HDSL, ADSL and UCL)	• ADSL provided to Retail
• UNE ISDN	• Retail ISDN BRI
• UNE Line Sharing	• ADSL Provided to Retail
• INP (Standalone)	• Retail Residence and Business (POTS)
• LNP (Standalone)	• Retail Residence and Business (POTS)
• UNE Loop + Port Combinations - Dispatch Out - Non-Dispatch - Dispatch In - Switch-Based	• Retail Residence and Business - Dispatch Out - Non-Dispatch - Dispatch In - Switch-Based
• UNE Switch Ports	• Retail Residence and Business (POTS)
• UNE Combo Other - Dispatch - Non-Dispatch (Dispatch In)	• Retail Residence, Business and Design Dispatch (Including Dispatch Out and Dispatch In) - Dispatch - Non-Dispatch (Dispatch In)
• Local Transport (Unbundled Interoffice Transport)	• Retail DS1/DS3 Interoffice
• UNE Other Non-Design	• Retail Residence and Business
• UNE Other Design	• Retail Design
• Local Interconnection Trunks	• Parity with Retail

**SEEM Measure**

<b>SEEM Measure</b>		
Yes	Tier I	X
	Tier II	X

**SEEM Disaggregation - Analog/Benchmark**

<b>SEEM Disaggregation</b>	<b>SEEM Analog/Benchmark</b>
• Resale POTS	• Retail Residence and Business (POTS)
• Resale Design	• Retail Design
• UNE Loop + Port Combinations	• Retail Residence and Business
• UNE Loops	• Retail Residence and Business Dispatch
• UNE xDSL	• ADSL Provided to Retail
• UNE Line Sharing	• ADSL Provided to Retail
• Local Interconnection Trunks	• Parity with Retail

## P-10: Total Service Order Cycle Time (TSOCT)

### Definition

This report measures the total service order cycle time from receipt of a valid service order request to the return of a completion notice to the CLEC Interface.

### Exclusions

- Canceled Service Orders
- Order Activities of BellSouth or the CLEC associated with internal or administrative use of local services (Record Orders, Listing Orders, Test Orders, etc.)
- D (Disconnect - Except "D" orders associated with LNP Standalone.) and F (From) orders. (From is disconnect side of a move order when the customer moves to a new address)
- "L" Appointment coded orders (where the customer has requested a later than offered interval)
- Orders with CLEC/Subscriber caused delays or CLEC/Subscriber requested due date changes

### Business Rules

The interval is determined for each order processed during the reporting period. This measurement combines three reports: FOC Timeliness, Average Order Completion Interval and Average Completion Notice Interval. For UNE XDSL Loop, this measurement combines Service Inquiry Interval (SI), FOC Timeliness, Average Completion Interval, and Average Completion Notice Interval.

This interval starts with the receipt of a valid service order request and stops when a completion notice is sent to the CLEC Interface (LENS, TAG OR EDI) and the BellSouth Legacy Systems. Elapsed time for each order is accumulated for each reporting dimension. The accumulated time for each reporting dimension is then divided by the associated total number of orders completed. Orders that are worked on zero due dates are calculated with a .33 day interval (8 hours) in order to report a portion of a day interval. These orders are issued and worked/completed on same day. They can be either flow through orders (no field work-non-dispatched) or field orders (dispatched).

Reporting is by Fully Mechanized, Partially Mechanized and Non-Mechanized receipt of LSRs.

### Calculation

**Total Service Order Cycle Time** = (a - b)

- a = Service Order Completion Notice Date
- b = Service Request Receipt Date

**Average Total Service Order Cycle Time** = (c / d)

- c = Sum of all Total Service Order Cycle Times
- d = Total Number Service Orders Completed in Reporting Period

**Total Service Order Cycle Time Interval Distribution** (for each interval) = (e / f) X 100

- e = Total Number of Service Requests Completed in "X" minutes/hours
- f = Total Number of Service Requests Received in Reporting Period

### Report Structure

- CLEC Specific
- CLEC Aggregate
- BellSouth Aggregate
- Fully Mechanized; Partially Mechanized; Non-Mechanized
- Report in categories of <10 line/circuits; >= 10 line/circuits (except trunks)
- Dispatch / No Dispatch categories applicable to all levels except trunks
- Intervals 0-5, 5-10, 10-15, 15-20, 20-25, 25-30, >= 30 Days. The interval breakout is: 0-5 = 0-4.99, 5-10 = 5-9.99, 10-15 = 10-14.99, 15-20 = 15-19.99, 20-25 = 20-24.99, 25-30 = 25-29.99, >= 30 = 30 and greater.

### Data Retained

Relating to CLEC Experience	Relating to BellSouth Performance
<ul style="list-style-type: none"> <li>• Report Month</li> <li>• Interval for FOC</li> </ul>	<ul style="list-style-type: none"> <li>• Report Month</li> <li>• BellSouth Order Number</li> </ul>



<ul style="list-style-type: none"> <li>• CLEC Company Name (OCN)</li> <li>• Order Number (PON)</li> <li>• Submission Date &amp; Time (TICKET_ID)</li> <li>• Completion Date (CMPLTN_DT)</li> <li>• Completion Notice Date and Time</li> <li>• Service Type (CLASS_SVC_DESC)</li> <li>• Geographic Scope</li> </ul> <p><b>Note:</b> Code in parentheses is the corresponding header found in the raw data file</p>	<ul style="list-style-type: none"> <li>• Order Submission Date &amp; Time</li> <li>• Order Completion Date &amp; Time</li> <li>• Service Type</li> <li>• Geographic Scope</li> </ul>
---	--

**SQM Disaggregation - Analog/Benchmark**

SQM Level of Disaggregation	SQM Analog/Benchmark
<ul style="list-style-type: none"> <li>• Resale Residence</li> <li>• Resale Business</li> <li>• Resale Design</li> <li>• Resale PBX</li> <li>• Resale Centrex</li> <li>• Resale ISDN</li> <li>• LNP (Standalone)</li> <li>• INP (Standalone)</li> <li>• 2W Analog Loop Design</li> <li>• 2W Analog Loop Non-Design</li> <li>• 2W Analog Loop With LNP Design</li> <li>• 2W Analog Loop With LNP Non-Design</li> <li>• UNE Switch Ports</li> <li>• UNE Loop + Port Combinations</li> <li>• UNE Combo Other</li> <li>• UNE xDSL (HDSL, ADSL and UCL)</li> <li>• UNE ISDN</li> <li>• UNE Line Sharing</li> <li>• UNE Other Design</li> <li>• UNE Other Non -Design</li> <li>• UNE Digital Loops &lt; DS1</li> <li>• UNE Digital Loops &gt;= DS1</li> <li>• Local Transport (Unbundled Interoffice Transport)</li> <li>• Local Interconnection Trunks</li> </ul>	<ul style="list-style-type: none"> <li>• Diagnostic</li> </ul>

**SEEM Measure**

SEEM Measure	
No	Tier I
	Tier II

**SEEM Disaggregation - Analog/Benchmark**

SEEM Disaggregation	SEEM Analog/Benchmark
• Not Applicable	• Not Applicable

## P-11: Service Order Accuracy

### Definition

The “service order accuracy” measurement measures the accuracy and completeness of a sample of BellSouth service orders by comparing what was ordered and what was completed.

### Exclusions

- Cancelled Service Orders
- Order Activities of BellSouth or the CLEC associated with internal or administrative use of local services (Record Orders, Listing Orders, Test Orders, etc.)
- D & F orders

### Business Rules

A statistically valid sample of service orders, completed during a monthly reporting period, is compared to the original account profile and the order that the CLEC sent to BellSouth. An order is “completed without error” if all service attributes and account detail changes (as determined by comparing the original order) completely and accurately reflect the activity specified on the original order and any supplemental CLEC order. For both small and large sample sizes, when a Service Request cannot be matched with a corresponding Service Order, it will not be counted. For small sample sizes an effort will be made to replace the service request.

### Calculation

**Percent Service Order Accuracy** = (a / b) X 100

- a = Orders Completed without Error
- b = Orders Completed in Reporting Period

### Report Structure

- CLEC Aggregate
- Reported in categories of <10 line/circuits; >= 10 line/circuits
- Dispatch / No Dispatch

### Data Retained

Relating to CLEC Experience	Relating to BellSouth Performance
<ul style="list-style-type: none"> <li>• Report Month</li> <li>• CLEC Order Number and PON</li> <li>• Local Service Request (LSR)</li> <li>• Order Submission Date</li> <li>• Committed Due Date</li> <li>• Service Type</li> <li>• Standard Order Activity</li> </ul>	<ul style="list-style-type: none"> <li>• No BellSouth Analog Exist</li> </ul>

### SQM Disaggregation - Analog/Benchmark

SQM Level of Disaggregation	SQM Analog/Benchmark
<ul style="list-style-type: none"> <li>• Resale Residence</li> <li>• Resale Business</li> <li>• Resale Design (Specials)</li> <li>• UNE Specials (Design)</li> <li>• UNE (Non-Design)</li> <li>• Local Interconnection Trunks</li> </ul>	<ul style="list-style-type: none"> <li>• 95% Accurate</li> </ul>

### SEEM Measure

SEEM Measure	
No	Tier I
	Tier II

**SEEM Disaggregation - Analog/Benchmark**

<b>SEEM Disaggregation</b>	<b>SEEM Analog/Benchmark</b>
• Not Applicable	• Not Applicable

## P-12: LNP-Percent Missed Installation Appointments

### Definition

“Percent missed installation appointments” monitors the reliability of BellSouth commitments with respect to committed due dates to assure that CLECs can reliably quote expected due dates to their retail customer as compared to BellSouth. This measure is the percentage of total orders processed for which BellSouth is unable to complete the service orders on the committed due dates and reported for total misses and End User Misses.

### Exclusions

- Canceled Service Orders
- Order Activities of BellSouth or the CLEC associated with internal or administrative use of local services (Record Orders, Listing Orders, Test Orders, etc.) where identifiable

### Business Rules

Percent Missed Installation Appointments (PMI) is the percentage of total orders processed for which BellSouth is unable to complete the service orders on the committed due dates. Missed Appointments caused by end-user reasons will be included and reported in a separate category. The first commitment date on the service order that is a missed appointment is the missed appointment code used for calculation whether it is a BellSouth missed appointment or an End User missed appointment. The “due date” is any time on the confirmed due date, which means there cannot be a cutoff time for commitments as certain types of orders are requested to be worked after standard business hours.

### Calculation

$$\text{LNP Percent Missed Installation Appointments} = (a / b) \times 100$$

- a = Number of Orders with Completion date in Reporting Period past the Original Committed Due Date
- b = Number of Orders Completed in Reporting Period

### Report Structure

- CLEC Specific
- CLEC Aggregate
- Geographic Scope
  - State/Region
- Report in Categories of <10 lines/circuits >= 10 lines/circuits (except trunks)

**Report explanation:** Total Missed Appointments is the total percent of orders missed either by BellSouth or the CLEC end user. End User MA represents the percentage of orders missed by the CLEC end user. The difference between End User Missed Appointments and Total Missed Appointments is the result of BellSouth caused misses.

### Data Retained

Relating to CLEC Experience	Relating to BellSouth Performance
<ul style="list-style-type: none"> <li>• Report Month</li> <li>• CLEC Order Number and PON (PON)</li> <li>• Committed Due Date (DD)</li> <li>• Completion Date (CMPLTN DD)</li> <li>• Status Type</li> <li>• Status Notice Date</li> <li>• Standard Order Activity</li> <li>• Geographic Scope</li> </ul> <p><b>Note:</b> Code in parentheses is the corresponding header found in the raw data file.</p>	<ul style="list-style-type: none"> <li>• Not Applicable</li> </ul>

### SQM Disaggregation - Analog/Benchmark

SQM Level of Disaggregation	SQM Analog/Benchmark
• LNP	• Retail Residence and Business (POTS)

**SEEM Measure**

SEEM Measure		
Yes	Tier I	X
	Tier II	X

**SEEM Disaggregation - Analog/Benchmark**

SEEM Disaggregation	SEEM Analog/Benchmark
<ul style="list-style-type: none"> <li>LNP</li> </ul>	<ul style="list-style-type: none"> <li>95% Due Dates Met<sup>a</sup></li> </ul>

<sup>a</sup>Due to data structure issues, BellSouth is using a benchmark comparison for SEEM rather than the Truncated Z as stated in the Order.

## P-13: LNP-Average Disconnect Timeliness Interval & Disconnect Timeliness Interval Distribution

### Definition

Disconnect Timeliness is defined as the interval between the time ESI Number Manager receives the valid 'Number Ported' message from NPAC (signifying the CLEC 'Activate') until the time the Disconnect is completed in the Central Office switch. This interval effectively measures BellSouth responsiveness by isolating it from impacts that are caused by CLEC related activities.

### Exclusions

- Canceled Service Orders
- Order Activities of BellSouth or the CLEC associated with internal or administrative use of local services (Record Orders, Listing Orders, Test Orders, etc.) where identifiable.

### Business Rules

The Disconnect Timeliness interval is determined for each telephone number ported associated with a disconnect service order processed on an LSR during the reporting period. The Disconnect Timeliness interval is the elapsed time from when BellSouth receives a valid 'Number Ported' message in ESI Number Manager (signifying the CLEC 'Activate') for each telephone number ported until each telephone number on the service order is disconnected in the Central Office switch. Elapsed time for each ported telephone number is accumulated for each reporting dimension. The accumulated time for each reporting dimension is then divided by the total number of selected telephone numbers disconnected in the reporting period.

### Calculation

**Disconnect Timeliness Interval** = (a - b)

- a = Completion Date and Time in Central Office switch for each number on disconnect order
- b = Valid 'Number Ported' message received date & time

**Average Disconnect Timeliness Interval** = (c / d)

- c = Sum of all Disconnect Timeliness Intervals
- d = Total Number of disconnected numbers completed in reporting period

**Disconnect Timeliness Interval Distribution** (for each interval) = (e / f) X 100

- e = Disconnected numbers completed in "X" days
- f = Total disconnect numbers completed in reporting period

### Report Structure

- CLEC Specific
- CLEC Aggregate
- Geographic Scope
  - State, Region

### Data Retained

Relating to CLEC Experience	Relating to BellSouth Performance
<ul style="list-style-type: none"> <li>• Order Number</li> <li>• Telephone Number/Circuit Number</li> <li>• Committed Due Date</li> <li>• Receipt Date/Time (ESI Number Manager)</li> <li>• Date/Time of Recent Change Notice</li> </ul>	<ul style="list-style-type: none"> <li>• Not Applicable</li> </ul>

### SQM Disaggregation - Analog/Benchmark

SQM Level of Disaggregation	SQM Analog/Benchmark
<ul style="list-style-type: none"> <li>• LNP</li> </ul>	<ul style="list-style-type: none"> <li>• 95% &lt;= 15 Minutes</li> </ul>

**SEEM Measure**

SEEM Measure		
Yes	Tier I	X
	Tier II	X

**SEEM Disaggregation - Analog/Benchmark**

SEEM Disaggregation	SEEM Analog/Benchmark
• LNP Standalone	• 95% <= 15 Minutes

## P-14: LNP-Total Service Order Cycle Time (TSOCT)

### Definition

Total Service Order Cycle Time measures the interval from receipt of a valid service order request to the completion of the final service order associated with that service request.

### Exclusions

- Canceled Service Orders
- Order Activities of BellSouth or the CLEC associated with internal or administrative use of local services (Record Orders, Listing Orders, Test Orders, etc.) where identifiable
- "L" appointment coded orders (indicating the customer has requested a later than offered interval)
- "S" missed appointment coded orders (indicating subscriber missed appointments), except for "SP" codes (indicating subscriber prior due date requested). This would include "S" codes assigned to subsequent due date changes.

### Business Rules

The interval is determined for each order processed during the reporting period. This measurement combines three reports: FOC Timeliness, Average Order Completion Interval and Average Completion Notice Interval.

This interval starts with the receipt of a valid service order request and stops when a completion notice is sent to the CLEC Interface (LENS, TAG OR EDI). Elapsed time for each order is accumulated for each reporting dimension. The accumulated time for each reporting dimension is then divided by the associated total number of orders completed. Orders that are worked on zero due dates are calculated with a .33 day interval (8 hours) in order to report a portion of a day interval. These orders are issued and worked/completed on the same day.

Reporting is by Fully Mechanized, Partially Mechanized and Non-Mechanized receipt of LSRs.

### Calculation

**Total Service Order Cycle Time** = (a - b)

- a = Service Order Completion Notice Date
- b = Service Request Receipt Date

**Average Total Service Order Cycle Time** = (c / d)

- c = Sum of all Total Service Order Cycle Times
- d = Total Number Service Orders Completed in Reporting Period

**Total Service Order Cycle Time Interval Distribution** (for each interval) = (e / f) X 100

- e = Total Number of Service Orders Completed in "X" minutes/hours
- f = Total Number of Service Orders Received in Reporting Period

### Report Structure

- CLEC Specific
- CLEC Aggregate
- Fully Mechanized; Partially Mechanized; Non-Mechanized
- Report in categories of < 10 lines/circuits; >= lines/circuits (except trunks)
- Intervals 0-5, 5-10, 10-15, 15-20, 20-25, 25-30, >= 30 Days. The interval breakout is: 0-5 = 0-4.99, 5-10 = 5-9.99, 10-15 = 10-14.99, 15-20 = 15-19.99, 20-25 = 20-24.99, 25-30 = 25-29.99, >= 30 = 30 and greater.

### Data Retained

Relating to CLEC Experience	Relating to BellSouth Performance
<ul style="list-style-type: none"> <li>• Report Month</li> <li>• Interval for FOC</li> <li>• CLEC Company Name (OCN)</li> <li>• Order Number (PON)</li> <li>• Submission Date &amp; Time (TICKET_ID)</li> <li>• Completion Date (CMPLTN_DT)</li> <li>• Completion Notice Date and Time</li> </ul>	<ul style="list-style-type: none"> <li>• Not Applicable</li> </ul>



<ul style="list-style-type: none"> <li>• Service Type (CLASS_SVC_DESC)</li> <li>• Geographic Scope</li> </ul> <p><b>Note:</b> Code in parentheses is the corresponding header found in the raw data file</p>	
--	--

**SQM Disaggregation - Analog/Benchmark**

SQM Level of Disaggregation	SQM Analog/Benchmark
• LNP	• Diagnostic

**SEEM Measure**

SEEM Measure	
No	Tier I
	Tier II

**SEEM Disaggregation - Analog/Benchmark**

SEEM Disaggregation	SEEM Analog/Benchmark
• Not Applicable	• Not Applicable

# Section 4: Section 4: Maintenance & Repair

## M&R-1: Missed Repair Appointments

### Definition

The percent of trouble reports not cleared by the committed date and time.

### Exclusions

- Trouble tickets canceled at the CLEC request
- BellSouth trouble reports associated with internal or administrative service
- Customer Provided Equipment (CPE) troubles or CLEC Equipment Trouble

### Business Rules

The negotiated commitment date and time is established when the repair report is received. The cleared time is the date and time that BellSouth personnel clear the trouble and closes the trouble report in his/her Computer Access Terminal (CAT) or workstation. If this is after the Commitment time, the report is flagged as a "Missed Commitment" or a missed repair appointment. When the data for this measure is collected for BellSouth and a CLEC, it can be used to compare the percentage of the time repair appointments are missed due to BellSouth reasons. (No access reports are not part of this measure because they are not a missed appointment.)

**Note:** Appointment intervals vary with force availability in the POTS environment. Specials and Trunk intervals are standard interval appointments of no greater than 24 hours. Standalone LNP historical data is not available in the maintenance systems (LMOS or WFA).

### Calculation

**Percentage of Missed Repair Appointments** = (a / b) X 100

- a = Count of Customer Troubles Not Cleared by the Quoted Commitment Date and Time
- b = Total Trouble reports closed in Reporting Period

### Report Structure

- Dispatch/Non-Dispatch
- CLEC Specific
- CLEC Aggregate
- BellSouth Aggregate

### Data Retained

Relating to CLEC Experience	Relating to BellSouth Performance
<ul style="list-style-type: none"> <li>• Report Month</li> <li>• CLEC Company Name</li> <li>• Submission Date &amp; Time (TICKET_ID)</li> <li>• Completion Date (CMPLTN_DT)</li> <li>• Service Type (CLASS_SVC_DESC)</li> <li>• Disposition and Cause (CAUSE_CD &amp; CAUSE_DESC)</li> <li>• Geographic Scope</li> </ul> <p><b>Note:</b> Code in parentheses is the corresponding header found in the raw data file.</p>	<ul style="list-style-type: none"> <li>• Report Month</li> <li>• BellSouth Company Code</li> <li>• Submission Date &amp; Time</li> <li>• Completion Date</li> <li>• Service Type</li> <li>• Disposition and Cause (Non-Design /Non-Special Only)</li> <li>• Trouble Code (Design and Trunking Services)</li> <li>• Geographic Scope</li> </ul>

**SQM Disaggregation - Analog/Benchmark**

<b>SQM Level of Disaggregation</b>	<b>SQM Analog/Benchmark</b>
• Resale Residence	• Retail Residence
• Resale Business	• Retail business
• Resale Design	• Retail Design
• Resale PBX	•
• Resale Centrex	• Retail Centrex
• Resale ISDN	• Retail ISDN
• LNP (Standalone) (Not Available in Maintenance)	• Not Applicable
• 2W Analog Loop Design	• Retail Residence & Business Dispatch
• 2W Analog Loop Non - Design	• Retail Residence & Business (POTS) (Exclusion of Switch-Based Feature Troubles)
• UNE Loop + Port Combinations	• Retail Residence & Business
• UNE Switch Ports	• Retail Residence & Business (POTS)
• UNE Combo Other	• Retail Residence, Business and Design Dispatch
• UNE xDSL (HDSL, ADSL and UCL)	• ADSL Provided to Retail
• UNE ISDN	• Retail ISDN – BRI
• UNE Line Sharing	• ADSL Provided to Retail
• UNE Other Design	• Retail Design
• UNE Other Non - Design	• Retail Residence & Business
• Local Interconnection Trunks	• Parity with Retail
• Local Transport (Unbundled Interoffice Transport)	• Retail DS1/DS3 Interoffice

**SEEM Measure**

<b>SEEM Measure</b>		
Yes	Tier I	X
	Tier II	X

**SEEM Disaggregation - Analog/Benchmark**

<b>SEEM Disaggregation</b>	<b>SEEM Analog/Benchmark</b>
• Resale POTS	• Retail Residence and Business (POTS)
• Resale Design	• Retail Design
• UNE Loop + Port Combinations	• Retail Residence and Business
• UNE Loops	• Retail Residence and Business Dispatch
• UNE xDSL	• ADSL Provided to Retail
• UNE Line Sharing	• ADSL Provided to Retail
• Local Interconnection Trunks	• Parity with Retail

## M&R-2: Customer Trouble Report Rate

### Definition

Percent of initial and repeated customer direct or referred troubles reported within a calendar month per 100 lines/circuits in service.

### Exclusions

- Trouble tickets canceled at the CLEC request
- BellSouth trouble reports associated with internal or administrative service
- Customer Provided Equipment (CPE) troubles or CLEC Equipment Trouble

### Business Rules

Customer Trouble Report Rate is computed by accumulating the number of maintenance initial and repeated trouble reports during the reporting period. The resulting number of trouble reports are divided by the total “number of service” lines, ports or combination that exist for the CLECs and BellSouth respectively at the end of the report month.

### Calculation

**Customer Trouble Report Rate** = (a / b) X 100

- a = Count of Initial and Repeated Trouble Reports closed in the Current Period
- b = Number of Service Access Lines in service at End of the Report Period

### Report Structure

- Dispatch/Non-Dispatch
- CLEC Specific
- CLEC Aggregate
- BellSouth Aggregate

### Data Retained

Relating to CLEC Experience	Relating to BellSouth Performance
<ul style="list-style-type: none"> <li>• Report Month</li> <li>• CLEC Company Name</li> <li>• Ticket Submission Date &amp; Time (TICKET_ID)</li> <li>• Ticket Completion Date (CMPLTN_DT)</li> <li>• Service Type (CLASS_SVC_DESC)</li> <li>• Disposition and Cause (CAUSE_CD &amp; CAUSE_DESC)</li> <li>• # Service Access Lines in Service at the end of period</li> <li>• Geographic Scope</li> </ul>	<ul style="list-style-type: none"> <li>• Report Month</li> <li>• BellSouth Company Code</li> <li>• Ticket Submission Date &amp; Time</li> <li>• Ticket Completion Date</li> <li>• Service Type</li> <li>• Disposition and Cause (Non-Design /Non-Special Only)</li> <li>• Trouble Code (Design and Trunking Services)</li> <li>• # Service Access Lines in Service at the end of period</li> <li>• Geographic Scope</li> </ul>
<p><b>Note:</b> Code in parentheses is the corresponding header found in the raw data file.</p>	

**SQM Disaggregation - Analog/Benchmark**

<b>SQM Level of Disaggregation</b>	<b>SQM Analog/Benchmark</b>
• Resale Residence	• Retail Residence
• Resale Business	• Retail Business
• Resale Design	• Retail Design
• Resale PBX	• Retail PBX
• Resale Centrex	• Retail Centrex
• Resale ISDN	• Retail ISDN
• LNP (Standalone) (Not Available in Maintenance)	• Not Applicable
• 2W Analog Loop Design	• Retail Residence & Business Dispatch
• 2W Analog Loop Non - Design	• Retail Residence & Business (POTS) (Exclusion of Switch-Based Feature Troubles)
• UNE Loop + Port Combinations	• Retail Residence & Business
• UNE Switch Ports	• Retail Residence & Business (POTS)
• UNE Combo Other	• Retail Residence, Business and Design Dispatch
• UNE xDSL (HDSL, ADSL and UCL)	• ADSL Provided to Retail
• UNE ISDN	• Retail ISDN – BRI
• UNE Line Sharing	• ADSL Provided to Retail
• UNE Other Design	• Retail Design
• UNE Other Non - Design	• Retail Residence & Business
• Local Interconnection Trunks	• Parity with Retail
• Local Transport (Unbundled Interoffice Transport)	• Retail DS1/DS3 Interoffice

**SEEM Measure**

<b>SEEM Measure</b>		
Yes	Tier I	X
	Tier II	X

**SEEM Disaggregation - Analog/Benchmark**

<b>SEEM Disaggregation</b>	<b>SEEM Analog/Benchmark</b>
• Resale POTS	• Retail Residence and Business (POTS)
• Resale Design	• Retail Design
• UNE Loop + Port Combinations	• Retail Residence and Business
• UNE Loops	• Retail Residence and Business Dispatch
• UNE xDSL	• ADSL Provided to Retail
• UNE Line Sharing	• ADSL Provided to Retail
• Local Interconnection Trunks	• Parity with Retail

## M&R-3: Maintenance Average Duration

### Definition

The Average duration of Customer Trouble Reports from the receipt of the Customer Trouble Report to the time the trouble report is cleared.

### Exclusions

- Trouble tickets canceled at the CLEC request
- BellSouth trouble reports associated with internal or administrative service
- Customer Provided Equipment (CPE) troubles or CLEC Equipment Trouble

### Business Rules

For Average Duration the clock starts on the date and time of the receipt of a correct repair request. The clock stops on the date and time the service is restored and the BellSouth or CLEC customer is notified (when the technician completes the trouble ticket on his/her CAT or work systems).

### Calculation

**Maintenance Duration** = (a - b)

- a = Date and Time of Service Restoration
- b = Date and Time Trouble Ticket was Opened

**Average Maintenance Duration** = (c / d)

- c = Total of all maintenance durations in the reporting period
- d = Total Closed Troubles in the reporting period

### Report Structure

- Dispatch/Non-Dispatch
- CLEC Specific
- CLEC Aggregate
- BellSouth Aggregate

### Data Retained

Relating to CLEC Experience	Relating to BellSouth Performance
<ul style="list-style-type: none"> <li>• Report Month</li> <li>• Total Tickets (LINE_NBR)</li> <li>• CLEC Company Name</li> <li>• Ticket Submission Date &amp; Time (TICKET_ID)</li> <li>• Ticket Completion Date (CMPLTN_DT)</li> <li>• Service Type (CLASS_SVC_DESC)</li> <li>• Disposition and Cause (CAUSE_CD &amp; CAUSE_DESC)</li> <li>• Geographic Scope</li> </ul> <p><b>Note:</b> Code in parentheses is the corresponding header found in the raw data file.</p>	<ul style="list-style-type: none"> <li>• Report Month</li> <li>• Total Tickets</li> <li>• BellSouth Company Code</li> <li>• Ticket Submission Date</li> <li>• Ticket Submission Time</li> <li>• Ticket Completion Date</li> <li>• Ticket Completion Time</li> <li>• Total Duration Time</li> <li>• Service Type</li> <li>• Disposition and Cause (Non-Design /Non-Special Only)</li> <li>• Trouble Code (Design and Trunking Services)</li> <li>• Geographic Scope</li> </ul>

**SQM Disaggregation - Analog/Benchmark**

SQM Level of Disaggregation	SQM Analog/Benchmark
• Resale Residence	• Retail Residence
• Resale Business	• Retail Business
• Resale Design	• Retail Design
• Resale PBX	• Retail PBX
• Resale Centrex	• Retail Centrex
• Resale ISDN	• Retail ISDN
• LNP (Standalone) (Not Available in Maintenance)	• Not Applicable
• 2W Analog Loop Design	• Retail Residence & Business Dispatch
• 2W Analog Loop Non - Design	• Retail Residence & Business (POTS) (Exclusion of Switch-Based Feature Troubles)
• UNE Loop + Port Combinations	• Retail Residence & Business
• UNE Switch Ports	• Retail Residence & Business (POTS)
• UNE Combo Other	• Retail Residence, Business and Design Dispatch
• UNE xDSL (HDSL, ADSL and UCL)	• ADSL Provided to Retail
• UNE ISDN	• Retail ISDN – BRI
• UNE Line Sharing	• ADSL Provided to Retail
• UNE Other Design	• Retail Design
• UNE Other Non - Design	• Retail Residence & Business
• Local Interconnection Trunks	• Parity with Retail
• Local Transport (Unbundled Interoffice Transport)	• Retail DS1/DS3 Interoffice

**SEEM Measure**

SEEM Measure		
Yes	Tier I	X
	Tier II	X

**SEEM Disaggregation - Analog/Benchmark**

SEEM Disaggregation	SEEM Analog/Benchmark
• Resale POTS	• Retail Residence and Business (POTS)
• Resale Design	• Retail Design
• UNE Loop + Port Combinations	• Retail Residence and Business
• UNE Loops	• Retail Residence and Business Dispatch
• UNE xDSL	• ADSL Provided to Retail
• UNE Line Sharing	• ADSL Provided to Retail
• Local Interconnection Trunks	• Parity with Retail

## M&R-4: Percent Repeat Troubles within 30 Days

### Definition

Closed trouble reports on the same line/circuit as a previous trouble report received within 30 calendar days as a percent of total troubles closed reported

### Exclusions

- Trouble tickets canceled at the CLEC request
- BellSouth trouble reports associated with internal or administrative service
- Customer Provided Equipment (CPE) troubles or CLEC Equipment Trouble

### Business Rules

Includes Customer trouble reports received within 30 days of an original Customer trouble report.

### Calculation

**Percent Repeat Troubles within 30 Days** = ( a / b ) X 100

- a = Count of closed Customer Troubles where more than one trouble report was logged for the same service line within a continuous 30 days
- b = Total Trouble Reports Closed in Reporting Period

### Report Structure

- Dispatch/Non-Dispatch
- CLEC Specific
- CLEC Aggregate
- BellSouth Aggregate

### Data Retained

Relating to CLEC Experience	Relating to BellSouth Performance
<ul style="list-style-type: none"> <li>• Report Month</li> <li>• Total Tickets (LINE_NBR)</li> <li>• CLEC Company Name</li> <li>• Ticket Submission Date &amp; Time (TICKET_ID)</li> <li>• Ticket Completion Date (CMPLTN_DT)</li> <li>• Total and Percent Repeat Trouble Reports within 30 Days (TOT_REPEAT)</li> <li>• Service Type</li> <li>• Disposition and Cause (CAUSE_CD &amp; CAUSE_DESC)</li> <li>• Geographic Scope</li> </ul> <p><b>Note:</b> Code in parentheses is the corresponding header found in the raw data file.</p>	<ul style="list-style-type: none"> <li>• Report Month</li> <li>• Total Tickets</li> <li>• BellSouth Company Code</li> <li>• Ticket Submission Date</li> <li>• Ticket Submission Time</li> <li>• Ticket Completion Date</li> <li>• Ticket Completion Time</li> <li>• Total and Percent Repeat Trouble Reports within 30 Days</li> <li>• Service Type</li> <li>• Disposition and Cause (Non-Design /Non-Special Only)</li> <li>• Trouble Code (Design and Trunking Services)</li> <li>• Geographic Scope</li> </ul>



**SQM Disaggregation - Analog/Benchmark**

<b>SQM Level of Disaggregation</b>	<b>SQM Analog/Benchmark</b>
• Resale Residence	• Retail Residence
• Resale Business	• Retail Business
• Resale Design	• Retail Design
• Resale PBX	• Retail PBX
• Resale Centrex	• Retail Centrex
• Resale ISDN	• Retail ISDN
• LNP (Standalone) (Not Available in Maintenance)	• Not Applicable
• 2W Analog Loop Design	• Retail Residence & Business Dispatch
• 2W Analog Loop Non - Design	• Retail Residence & Business (POTS) (Exclusion of Switch-Based Feature Troubles)
• UNE Loop + Port Combinations	• Retail Residence & Business
• UNE Switch Ports	• Retail Residence and Business (POTS)
• UNE Combo Other	• Retail Residence, Business & Design Dispatch
• UNE xDSL (HDSL, ADSL and UCL)	• ADSL Provided to Retail
• UNE ISDN	• Retail ISDN – BRI
• UNE Line Sharing	• ADSL Provided to Retail
• UNE Other Design	• Retail Design
• UNE Other Non - Design	• Retail Residence & Business
• Local Interconnection Trunks	• Parity with Retail
• Local Transport (Unbundled Interoffice Transport)	• Retail DS1/DS3 Interoffice

**SEEM Measure**

<b>SEEM Measure</b>		
Yes	Tier I	X
	Tier II	X

**SEEM Disaggregation - Analog/Benchmark**

<b>SEEM Disaggregation</b>	<b>SEEM Analog/Benchmark</b>
• Resale POTS	• Retail Residence and Business (POTS)
• Resale Design	• Retail Design
• UNE Loop + Port Combinations	• Retail Residence and Business
• UNE Loops	• Retail Residence and Business Dispatch
• UNE xDSL	• ADSL Provided to Retail
• UNE Line Sharing	• ADSL Provided to Retail
• Local Interconnection Trunks	• Parity with Retail

## M&R-5: Out of Service (OOS) > 24 Hours

### Definition

For Out of Service Troubles (no dial tone, cannot be called or cannot call out) the percentage of Total OOS Troubles cleared in excess of 24 hours. (All design services are considered to be out of service).

### Exclusions

- Trouble Reports canceled at the CLEC request
- BellSouth Trouble Reports associated with administrative service
- Customer Provided Equipment (CPE) Troubles or CLEC Equipment Troubles

### Business Rules

Customer Trouble reports that are out of service and cleared in excess of 24 hours. The clock begins when the trouble report is created in LMOS/WFA and the trouble is counted if the elapsed time exceeds 24 hours.

### Calculation

**Out of Service (OOS) > 24 hours** = (a / b) X 100

- a = Total Cleared Troubles OOS > 24 Hours
- b = Total OOS Troubles in Reporting Period

### Report Structure

- Dispatch/Non - Dispatch
- CLEC Specific
- BellSouth Aggregate
- CLEC Aggregate

### Data Retained

Relating to CLEC Experience	Relating to BellSouth Performance
<ul style="list-style-type: none"> <li>• Report Month</li> <li>• Total Tickets</li> <li>• CLEC Company Name</li> <li>• Ticket Submission Date &amp; Time (TICKET_ID)</li> <li>• Ticket Completion Date (CMPLTN_DT)</li> <li>• Percentage of Customer Troubles out of Service &gt; 24 Hours (OOS&gt;24_FLAG)</li> <li>• Service type (CLASS_SVC_DESC)</li> <li>• Disposition and Cause (CAUSE_CD &amp; CAUSE-DESC)</li> <li>• Geographic Scope</li> </ul> <p><b>Note:</b> Code in parentheses is the corresponding header found in the raw data file.</p>	<ul style="list-style-type: none"> <li>• Report Month</li> <li>• Total Tickets</li> <li>• BellSouth Company Code</li> <li>• Ticket Submission Date</li> <li>• Ticket Submission time</li> <li>• Ticket Completion Date</li> <li>• Ticket Completion Time</li> <li>• Percent of Customer Troubles out of Service &gt; 24 Hours</li> <li>• Service type</li> <li>• Disposition and Cause (Non-Design/Non-Special only)</li> <li>• Trouble Code (Design and Trunking Services)</li> <li>• Geographic Scope</li> </ul>

**SQM Disaggregation - Analog/Benchmark**

<b>SQM Level of Disaggregation</b>	<b>SQM Analog/Benchmark</b>
• Resale Residence	• Retail Residence
• Resale Business	• Retail Business
• Resale Design	• Retail Design
• Resale PBX	• Retail PBX
• Resale Centrex	• Retail Centrex
• Resale ISDN	• Retail ISDN
• LNP (Standalone) (Not Available in Maintenance)	• Not Applicable
• 2W Analog Loop Design	• Retail Residence & Business Dispatch
• 2W Analog Loop Non - Design	• Retail Residence & Business (POTS) (Exclusion of Switch-Based Feature Troubles)
• UNE Loop + Port Combinations	• Retail Residence & Business
• UNE Switch Ports	• Retail Residence & Business (POTS)
• UNE Combo Other	• Retail Residence, Business and Design Dispatch
• UNE xDSL (HDSL, ADSL and UCL)	• ADSL Provided to Retail
• UNE ISDN	• Retail ISDN – BRI
• UNE Line Sharing	• ADSL Provided to Retail
• UNE Other Design	• Retail Design
• UNE Other Non - Design	• Retail Residence & Business
• Local Interconnection Trunks	• Parity with Retail
• Local Transport (Unbundled Interoffice Transport)	• Retail DS1/DS3 Interoffice

**SEEM Measure**

<b>SEEM Measure</b>		
No	Tier I	
	Tier II	

**SEEM Disaggregation - Analog/Benchmark**

<b>SEEM Disaggregation</b>	<b>SEEM Analog/Benchmark</b>
• Not Applicable	• Not Applicable

## M&R-6: Average Answer Time – Repair Centers

### Definition

This measures the average time a customer is in queue when calling a BellSouth Repair Center.

### Exclusions

None

### Business Rules

The clock starts when a CLEC Representative or BellSouth customer makes a choice on the Repair Center’s menu and is put in queue for the next repair attendant. The clock stops when the repair attendant answers the call (abandoned calls are not included).

**Note:** The Total Column is a combined BellSouth Residence and Business number.

### Calculation

**Answer Time for BellSouth Repair Centers** = ( a - b )

- a = Time BellSouth Repair Attendant Answers Call
- b = Time of entry into queue after ACD Selection

**Average Answer Time for BellSouth Repair Centers** = ( c / d )

- c = Sum of all Answer Times
- d = Total number of calls by reporting period

### Report Structure

- CLEC Aggregate
- BellSouth Aggregate

### Data Retained

Relating to CLEC Experience	Relating to BellSouth Performance
• CLEC Average Answer Time	• BellSouth Average Answer Time

### SQM Disaggregation - Analog/Benchmark

SQM Level of Disaggregation	SQM Analog/Benchmark
• Region. CLEC/BellSouth Service Centers and BellSouth Repair Centers are regional.	• For CLEC, Average Answer Times in UNE Center and BRMC are comparable to the Average Answer Times in the BellSouth Repair Centers.

### SEEM Measure

SEEM Measure	
No	Tier I
	Tier II

### SEEM Disaggregation - Analog/Benchmark

SEEM Disaggregation	SEEM Analog/Benchmark
• Not Applicable	• Not Applicable

## M&R-7: Mean Time To Notify CLEC of Network Outages

### Definition

This report measures the time it takes for the BellSouth Network Management Center (NMC) to notify the CLEC of major network outages.

### Exclusions

None

### Business Rules

BellSouth will inform the CLEC of any major network outages (key customer accounts) via a page or email. When the BellSouth NMC becomes aware of a network incident, the CLEC and BellSouth will be notified electronically. The notification time for each outage will be measured in minutes and divided by the number of outages for the reporting period. These are broadcast messages. It is up to those receiving the message to determine if they have customers affected by the incident.

The CLECs will be notified in accordance with the rules outlined in Appendix D of the CLEC “Customer Guide” which is published on the internet at: [www.interconnection.bellsouth.com/guides/other\\_guides/html/gopue/indexf.htm](http://www.interconnection.bellsouth.com/guides/other_guides/html/gopue/indexf.htm).

### Calculation

**Time to Notify CLEC** = (a - b)

- a = Date and Time BellSouth Notified CLEC
- b = Date and Time BellSouth Detected Network Incident

**Mean Time to Notify CLEC** = (c / d)

- c = Sum of all Times to Notify CLEC
- d = Count of Network Incidents

### Report Structure

- BellSouth Aggregate
- CLEC Aggregate
- CLEC Specific

### Data Retained

Relating to CLEC Experience	Relating to BellSouth Performance
<ul style="list-style-type: none"> <li>• Report Month</li> <li>• Major Network Events</li> <li>• Date/Time of Incident</li> <li>• Date/Time of Notification</li> </ul>	<ul style="list-style-type: none"> <li>• Report Month</li> <li>• Major Network Events</li> <li>• Date/Time of Incident</li> <li>• Date/Time of Notification</li> </ul>

### SQM Disaggregation - Analog/Benchmark

SQM Level of Disaggregation	SQM Analog/Benchmark
<ul style="list-style-type: none"> <li>• BellSouth Aggregate</li> <li>• CLEC Aggregate</li> <li>• CLEC Specific</li> </ul>	<ul style="list-style-type: none"> <li>• Parity by Design</li> </ul>

### SEEM Measure

SEEM Measure		
No	Tier I	
	Tier II	

### SEEM Disaggregation - Analog/Benchmark

SEEM Disaggregation	SEEM Analog/Benchmark
<ul style="list-style-type: none"> <li>• Not Applicable</li> </ul>	<ul style="list-style-type: none"> <li>• Not Applicable</li> </ul>

# Section 5: Billing

## B-1: Invoice Accuracy

### Definition

This measure provides the percentage of accuracy of the billing invoices rendered to CLECs during the current month.

### Exclusions

- Adjustments not related to billing errors (e.g., credits for service outage, special promotion credits, adjustments to satisfy the customer)
- Test Accounts

### Business Rules

The accuracy of billing invoices delivered by BellSouth to the CLEC must enable them to provide a degree of billing accuracy comparative to BellSouth bills rendered to retail customers of BellSouth. CLECs request adjustments on bills determined to be incorrect. The BellSouth Billing verification process includes manually analyzing a sample of local bills from each bill period. The bill verification process draws from a mix of different customer billing options and types of service. An end-to-end auditing process is performed for new products and services. Internal measurements and controls are maintained on all billing processes.

### Calculation

$$\text{Invoice Accuracy} = [(a - b) / a] \times 100$$

- a = Absolute Value of Total Billed Revenues during current month
- b = Absolute Value of Billing Related Adjustments during current month

### Report Structure

- CLEC Specific
- CLEC Aggregate
- BellSouth Aggregate
- Geographic Scope
  - Region
  - State

### Data Retained

Relating to CLEC Experience	Relating to BellSouth Performance
<ul style="list-style-type: none"> <li>• Report Month</li> <li>• Invoice Type                             <ul style="list-style-type: none"> <li>- UNE</li> <li>- Resale</li> <li>- Interconnection</li> </ul> </li> <li>• Total Billed Revenue</li> <li>• Billing Related Adjustments</li> </ul>	<ul style="list-style-type: none"> <li>• Report Month</li> <li>• Retail Type                             <ul style="list-style-type: none"> <li>- CRIS</li> <li>- CABS</li> </ul> </li> <li>• Total Billed Revenue</li> <li>• Billing Related Adjustments</li> </ul>

### SQM Disaggregation - Analog/Benchmark

SQM Level of Disaggregation	SQM Analog/Benchmark
<ul style="list-style-type: none"> <li>• Product/Invoice Type                             <ul style="list-style-type: none"> <li>- Resale</li> <li>- UNE</li> <li>- Interconnection</li> </ul> </li> </ul>	<ul style="list-style-type: none"> <li>• CLEC Invoice Accuracy is comparable to BellSouth Invoice Accuracy</li> </ul>

**SEEM Measure**

SEEM Measure		
Yes	Tier I	X
	Tier II	X

**SEEM Disaggregation - Analog/Benchmark**

SEEM Disaggregation	SEEM Analog/Benchmark
<ul style="list-style-type: none"> <li>• CLEC State</li> <li>• BellSouth State</li> </ul>	<ul style="list-style-type: none"> <li>• Parity With Retail</li> </ul>

## B2: Mean Time to Deliver Invoices

### Definition

Bill Distribution is calculated as follows: CRIS BILLS-The number of workdays is reported for CRIS bills. This is calculated by counting the Bill Period date as the first work day. Weekends and holidays are excluded when counting workdays. J/N Bills are counted in the CRIS work day category for the purposes of the measurement since their billing account number (Q account) is provided from the CRIS system.

CABS BILLS-The number of calendar days is reported for CABS bills. This is calculated by counting the day following the Bill Period date as the first calendar day. Weekends and holidays are included when counting the calendar days.

### Exclusions

Any invoices rejected due to formatting or content errors.

### Business Rules

This report measures the mean interval for timeliness of billing records delivered to CLECs in an agreed upon format. CRIS-based invoices are measured in business days, and CABS-based invoices in calendar days.

### Calculation

**Invoice Timeliness** = (a - b)

- a = Invoice Transmission Date
- b = Close Date of Scheduled Bill Cycle

**Mean Time To Deliver Invoices** = (c / d)

- c = Sum of all Invoice Timeliness intervals
- d = Count of Invoices Transmitted in Reporting Period

### Report Structure

- CLEC Specific
- CLEC Aggregate
- BellSouth Aggregate
- Geographic Scope
  - Region
  - State

### Data Retained

Relating to CLEC Experience	Relating to BellSouth Performance
<ul style="list-style-type: none"> <li>• Report Month</li> <li>• Invoice Type                             <ul style="list-style-type: none"> <li>- UNE</li> <li>- Resale</li> <li>- Interconnection</li> </ul> </li> <li>• Invoice Transmission Count</li> <li>• Date of Scheduled Bill Close</li> </ul>	<ul style="list-style-type: none"> <li>• Report Month</li> <li>• Invoice Type                             <ul style="list-style-type: none"> <li>- CRIS</li> <li>- CABS</li> </ul> </li> <li>• Invoice Transmission Count</li> <li>• Date of Scheduled Bill Close</li> </ul>

### SQM Disaggregation - Analog/Benchmark

SQM Level of Disaggregation	SQM Analog/Benchmark
Product/Invoice Type <ul style="list-style-type: none"> <li>• Resale</li> <li>• UNE</li> <li>• Interconnection</li> </ul>	<ul style="list-style-type: none"> <li>• CRIS-based invoices will be released for delivery within six (6) business days.</li> <li>• CABS-based invoices will be released for delivery within eight (8) calendar days.</li> <li>• CLEC Average Delivery Intervals for both CRIS and CABS Invoices are comparable to BellSouth Average delivery for both systems.</li> </ul>



**SEEM Measure**

SEEM Measure		
Yes	Tier I	X
	Tier II	X

**SEEM Disaggregation - Analog/Benchmark**

SEEM Disaggregation	SEEM Analog/Benchmark
<ul style="list-style-type: none"> <li>• CLEC State                             <ul style="list-style-type: none"> <li>- CRIS</li> <li>- CABS</li> </ul> </li> <li>• BellSouth Region</li> </ul>	<ul style="list-style-type: none"> <li>• Parity with Retail</li> </ul>

### B3: Usage Data Delivery Accuracy

#### Definition

This measurement captures the percentage of recorded usage that is delivered error free and in an acceptable format to the appropriate Competitive Local Exchange Carrier (CLEC). These percentages will provide the necessary data for use as a comparative measurement for BellSouth performance. This measurement captures Data Delivery Accuracy rather than the accuracy of the individual usage recording.

#### Exclusions

None

#### Business Rules

The accuracy of the data delivery of usage records delivered by BellSouth to the CLEC must enable them to provide a degree of accuracy comparative to BellSouth bills rendered to their retail customers. If errors are detected in the delivery process, they are investigated, evaluated and documented. Errors are corrected and the data retransmitted to the CLEC.

#### Calculation

$$\text{Usage Data Delivery Accuracy} = (a - b) / a \times 100$$

- a = Total number of usage data packs sent during current month
- b = Total number of usage data packs requiring retransmission during current month

#### Report Structure

- CLEC Specific
- CLEC Aggregate
- BellSouth Aggregate
- Geographic Scope
  - Region

#### Data Retained

Relating to CLEC Experience	Relating to BellSouth Performance
<ul style="list-style-type: none"> <li>• Report Month</li> <li>• Record Type                             <ul style="list-style-type: none"> <li>- BellSouth Recorded</li> <li>- Non-BellSouth Recorded</li> </ul> </li> </ul>	<ul style="list-style-type: none"> <li>• Report Month</li> <li>• Record Type</li> </ul>

#### SQM Disaggregation - Analog/Benchmark

SQM Level of Disaggregation	SQM Analog/Benchmark
<ul style="list-style-type: none"> <li>• Region</li> </ul>	<ul style="list-style-type: none"> <li>• CLEC Usage Data Delivery Accuracy is comparable to BellSouth Usage Data Delivery Accuracy</li> </ul>

#### SEEM Measure

SEEM Measure		
Yes	Tier I	X
	Tier II	X

#### SEEM Disaggregation - Analog/Benchmark

SEEM Disaggregation	SEEM Analog/Benchmark
<ul style="list-style-type: none"> <li>• CLEC State</li> <li>• BellSouth Region</li> </ul>	<ul style="list-style-type: none"> <li>• Parity With Retail</li> </ul>

## B4: Usage Data Delivery Completeness

### Definition

This measurement provides percentage of complete and accurately recorded usage data (usage recorded by BellSouth and usage recorded by other companies and sent to BellSouth for billing) that is processed and transmitted to the CLEC within thirty (30) days of the message recording date. A parity measure is also provided showing completeness of BellSouth messages processed and transmitted via CMDS. BellSouth delivers its own retail usage from recording location to billing location via CMDS as well as delivering billing data to other companies. Timeliness, Completeness and Mean Time to Deliver Usage measures are reported on the same report.

### Exclusions

None

### Business Rules

The purpose of these measurements is to demonstrate the level of quality of usage data delivered to the appropriate CLEC. Method of delivery is at the option of the CLEC.

### Calculation

Usage Data Delivery Completeness = (a / b) X 100

- a = Total number of Recorded usage records delivered during current month that are within thirty (30) days of the message recording date
- b = Total number of Recorded usage records delivered during the current month

### Report Structure

- CLEC Specific
- CLEC Aggregate
- BellSouth Aggregate
- Region

### Data Retained

Relating to CLEC Experience	Relating to BellSouth Performance
<ul style="list-style-type: none"> <li>• Report Month</li> <li>• Record Type                             <ul style="list-style-type: none"> <li>- BellSouth Recorded</li> <li>- Non-BellSouth Recorded</li> </ul> </li> </ul>	<ul style="list-style-type: none"> <li>• Report Month</li> <li>• Record Type</li> </ul>

### SQM Disaggregation - Analog/Benchmark

SQM Level of Disaggregation	SQM Analog/Benchmark
<ul style="list-style-type: none"> <li>• Region</li> </ul>	<ul style="list-style-type: none"> <li>• CLEC Usage Data Delivery Completeness is comparable to BellSouth Usage Data Delivery Completeness</li> </ul>

### SEEM Measure

SEEM Measure		
No	Tier I	
	Tier II	

### SEEM Disaggregation - Analog/Benchmark

SEEM Disaggregation	SEEM Analog/Benchmark
<ul style="list-style-type: none"> <li>• Not Applicable</li> </ul>	<ul style="list-style-type: none"> <li>• Not Applicable</li> </ul>

## B5: Usage Data Delivery Timeliness

### Definition

This measurement provides a percentage of recorded usage data (usage recorded by BellSouth and usage recorded by other companies and sent to BellSouth for billing) that is delivered to the appropriate CLEC within six (6) calendar days from the receipt of the initial recording. A parity measure is also provided showing timeliness of BellSouth messages processed and transmitted via CMDS. Timeliness, Completeness and Mean Time to Deliver Usage measures are reported on the same report.

### Exclusions

None

### Business Rules

The purpose of this measurement is to demonstrate the level of timeliness for processing and transmission of usage data delivered to the appropriate CLEC. The usage data will be mechanically transmitted or mailed to the CLEC data processing center once daily. The Timeliness interval of usage recorded by other companies is measured from the date BellSouth receives the records to the date BellSouth distributes to the CLEC. Method of delivery is at the option of the CLEC.

### Calculation

Usage Data Delivery Timeliness Current month = (a / b) X 100

- a = Total number of usage records sent within six (6) calendar days from initial recording/receipt
- b = Total number of usage records sent

### Report Structure

- CLEC Aggregate
- CLEC Specific
- BellSouth Aggregate
- Region

### Data Retained

Relating to CLEC Experience	Relating to BellSouth Performance
<ul style="list-style-type: none"> <li>• Report Month</li> <li>• Record Type                             <ul style="list-style-type: none"> <li>- BellSouth Recorded</li> <li>- Non-BellSouth Recorded</li> </ul> </li> </ul>	<ul style="list-style-type: none"> <li>• Report Month</li> <li>• Record Type</li> </ul>

### SQM Disaggregation - Analog/Benchmark

SQM Level of Disaggregation	SQM Analog/Benchmark
<ul style="list-style-type: none"> <li>• Region</li> </ul>	<ul style="list-style-type: none"> <li>• CLEC Usage Data Delivery Timeliness is comparable to BellSouth Usage Data Delivery Timeliness</li> </ul>

### SEEM Measure

SEEM Measure		
No	Tier I	
	Tier II	

### SEEM Disaggregation - Analog/Benchmark

SEEM Disaggregation	SEEM Analog/Benchmark
<ul style="list-style-type: none"> <li>• Not Applicable</li> </ul>	<ul style="list-style-type: none"> <li>• Not Applicable</li> </ul>

## B6: Mean Time to Deliver Usage

### Definition

This measurement provides the average time it takes to deliver Usage Records to a CLEC. A parity measure is also provided showing timeliness of BellSouth messages processed and transmitted via CMDS. Timeliness, Completeness and Mean Time to Deliver Usage measures are reported on the same report.

### Exclusions

None

### Business Rules

The purpose of this measurement is to demonstrate the average number of days it takes BellSouth to deliver Usage data to the appropriate CLEC. Usage data is mechanically transmitted or mailed to the CLEC data processing center once daily. Method of delivery is at the option of the CLEC.

### Calculation

**Mean Time to Deliver Usage** = (a X b) / c

- a = Volume of Records Delivered
- b = Estimated number of days to deliver
- c = Total Record Volume Delivered

**Note:** Any usage record falling in the 30+ day interval will be added using an average figure of 31.5 days.

### Report Structure

- CLEC Aggregate
- CLEC Specific
- BellSouth Aggregate
- Region

### Data Retained

Relating to CLEC Experience	Relating to BellSouth Performance
<ul style="list-style-type: none"> <li>• Report Month</li> <li>• Record Type                             <ul style="list-style-type: none"> <li>- BellSouth Recorded</li> <li>- Non-BellSouth Recorded</li> </ul> </li> </ul>	<ul style="list-style-type: none"> <li>• Report Month</li> <li>• Record Type</li> </ul>

### SQM Disaggregation - Analog/Benchmark

SQM Level of Disaggregation	SQM Analog/Benchmark
<ul style="list-style-type: none"> <li>• Region</li> </ul>	<ul style="list-style-type: none"> <li>• Mean Time to Deliver Usage to CLEC is comparable to Mean Time to Deliver Usage to BellSouth.</li> </ul>

### SEEM Measure

SEEM Measure	
No	Tier I
	Tier II

### SEEM Disaggregation - Analog/Benchmark

SEEM Disaggregation	SEEM Analog/Benchmark
<ul style="list-style-type: none"> <li>• Not Applicable</li> </ul>	<ul style="list-style-type: none"> <li>• Not Applicable</li> </ul>

## B7: Recurring Charge Completeness

### Definition

This measure captures percentage of fractional recurring charges appearing on the correct bill.

### Exclusions

None

### Business Rules

The effective date of the recurring charge must be within 30 days of the bill date for the charge to appear on the correct bill.

### Calculation

**Recurring Charge Completeness** = (a / b) X 100

- a = Count of fractional recurring charges that are on the correct bill<sup>1</sup>
- b = Total count of fractional recurring charges that are on the correct bill

<sup>1</sup>Correct bill = next available bill

### Report Structure

- CLEC Specific
- CLEC Aggregate
- BellSouth Aggregate

### Data Retained

Relating to CLEC Experience	Relating to BellSouth Performance
<ul style="list-style-type: none"> <li>• Report Month</li> <li>• Invoice Type</li> <li>• Total Recurring Charges Billed</li> <li>• Total Billed on Time</li> </ul>	<ul style="list-style-type: none"> <li>• Report Month</li> <li>• Retail Analog</li> <li>• Total Recurring Charges Billed</li> <li>• Total Billed on Time</li> </ul>

### SQM Disaggregation - Analog/Benchmark

SQM Level of Disaggregation	SQM Analog/Benchmark
Product/Invoice Type	
• Resale	• Parity
• UNE	• Benchmark 90%
• Interconnection	• Benchmark 90%

### SEEM Measure

SEEM Measure		
No	Tier I	
	Tier II	

### SEEM Disaggregation - Analog/Benchmark

SEEM Disaggregation	SEEM Analog/Benchmark
• Not Applicable	• Not Applicable

## B8: Non-Recurring Charge Completeness

### Definition

This measure captures percentage of non-recurring charges appearing on the correct bill.

### Exclusions

None

### Business Rules

The effective date of the non-recurring charge must be within 30 days of the bill date for the charge to appear on the correct bill.

### Calculation

**Non-Recurring Charge Completeness** = (a / b) X 100

- a = Count of non-recurring charges that are on the correct bill<sup>1</sup>
- b = Total count of non-recurring charges that are on the correct bill

<sup>1</sup>Correct bill = next available bill

### Report Structure

- CLEC Specific
- CLEC Aggregate
- BellSouth Aggregate

### Data Retained

Relating to CLEC Experience	Relating to BellSouth Performance
<ul style="list-style-type: none"> <li>• Report Month</li> <li>• Invoice Type</li> <li>• Total Non-recurring Charges Billed</li> <li>• Total Billed on Time</li> </ul>	<ul style="list-style-type: none"> <li>• Report Month</li> <li>• Retail Analog</li> <li>• Total Non-recurring Charges Billed</li> <li>• Total Billed on Time</li> </ul>

### SQM Disaggregation - Analog/Benchmark

SQM Level of Disaggregation	SQM Analog/Benchmark
Product/Invoice Type	
• Resale	• Parity
• UNE	• Benchmark 90%
• Interconnection	• Benchmark 90%

### SEEM Measure

SEEM Measure		
No	Tier I	
	Tier II	

### SEEM Disaggregation - Analog/Benchmark

SEEM Disaggregation	SEEM Analog/Benchmark
• Not Applicable	• Not Applicable

## Section 6: Operator Services And Directory Assistance

### OS-1: Speed to Answer Performance/Average Speed to Answer - Toll

#### Definition

Measurement of the average time in seconds calls wait before answered by a toll operator.

#### Exclusions

None

#### Business Rules

The clock starts when the customer enters the queue and the clock stops when a BellSouth representative answers the call or the customer abandons the call. The length of each call is determined by measuring, using a scanning technique, and accumulating the elapsed time from the entry of a customer call into the BellSouth call management system queue until the customer call is abandoned or transferred to BellSouth personnel assigned to handle calls for assistance. The system makes no distinction between CLEC customers and BellSouth customers.

#### Calculation

**Speed to Answer Performance/Average Speed to Answer - Toll** = a / b

- a = Total queue time
- b = Total calls answered

**Note:** Total queue time includes time that answered calls wait in queue as well as time abandoned calls wait in queue prior to abandonment.

#### Report Structure

- Reported for the aggregate of BellSouth and CLECs
- State

#### Data Retained (on Aggregate Basis)

- For the items below, BellSouth's Performance Measurement Analysis Platform (PMAP) receives a final computation; therefore, no raw data file is available in PMAP
- Month
- Call Type (Toll)
- Average Speed of Answer

#### SQM Disaggregation - Analog/Benchmark

SQM Level of Disaggregation	SQM Analog/Benchmark
• None	• Parity by Design

#### SEEM Measure

SEEM Measure	
No	Tier I
	Tier II

#### SEEM Disaggregation - Analog/Benchmark

SEEM Disaggregation	SEEM Analog/Benchmark
• Not Applicable	• Not Applicable



## OS-2: Speed to Answer Performance/Percent Answered with “X” Seconds - Toll

### Definition

Measurement of the percent of toll calls that are answered in less than ten seconds.

### Exclusions

None

### Business Rules

The clock starts when the customer enters the queue and the clock stops when a BellSouth representative answers the call or the customer abandons the call. The length of each call is determined by measuring, using a scanning technique, and accumulating the elapsed time from the entry of a customer call into the BellSouth call management system queue until the customer call is abandoned or transferred to BellSouth personnel assigned to handle calls for assistance. The system makes no distinction between CLEC customers and BellSouth customers.

### Calculation

The Percent Answered within “X” Seconds measurement for toll is derived by using the BellCore Statistical Answer Conversion Tables, to convert the Average Speed to Answer measure into a percent of calls answered within “X” seconds. The BellCore Conversion Tables are specific to the defined parameters of work time, number of operators, max queue size and call abandonment rates.

### Report Structure

- Reported for the aggregate of BellSouth and CLECs
  - State

### Data Retained (on Aggregate Basis)

- For the items below, BellSouth’s Performance Measurement Analysis Platform (PMAP) receives a final computation; therefore, no raw data file is available in PMAP
- Month
- Call Type (Toll)
- Average Speed of Answer

### SQM Disaggregation - Analog/Benchmark

SQM Level of Disaggregation	SQM Analog/Benchmark
• None	• Parity by Design

### SEEM Measure

SEEM Measure	
No	Tier I
	Tier II

### SEEM Disaggregation - Analog/Benchmark

SEEM Disaggregation	SEEM Analog/Benchmark
• Not Applicable	• Not Applicable

## DA-1: Speed to Answer Performance/Average Speed to Answer - Directory Assistance (DA)

### Definition

Measurement of the average time in seconds calls wait before answered by a DA operator.

### Exclusions

None

### Business Rules

The clock starts when the customer enters the queue and the clock stops when a BellSouth representative answers the call or the customer abandons the call. The length of each call is determined by measuring, using a scanning technique, and accumulating the elapsed time from the entry of a customer call into the BellSouth call management system queue until the customer call is abandoned or transferred to BellSouth personnel assigned to handle calls for assistance. The system makes no distinction between CLEC customers and BellSouth customers.

### Calculation

Speed to Answer Performance/Average Speed to Answer – Directory Assistance (DA) = a / b

- a = Total queue time
- b = Total calls answered

**Note:** Total queue time includes time that answered calls wait in queue as well as time abandoned calls wait in queue prior to abandonment.

### Report Structure

- Reported for the aggregate of BellSouth and CLECs
  - State

### Data Retained (on Aggregate Basis)

- For the items below, BellSouth’s Performance Measurement Analysis Platform (PMAP) receives a final computation; therefore, no raw data file is available in PMAP
- Month
- Call Type (DA)
- Average Speed of Answer

### SQM Disaggregation - Analog/Benchmark

SQM Level of Disaggregation	SQM Analog/Benchmark
• None	• Parity by Design

### SEEM Measure

SEEM Measure	
No	Tier I
	Tier II

### SEEM Disaggregation - Analog/Benchmark

SEEM Disaggregation	SEEM Analog/Benchmark
• Not Applicable	• Not Applicable

## DA-2: Speed to Answer Performance/Percent Answered within “X” Seconds - Directory Assistance (DA)

### Definition

Measurement of the percent of DA calls that are answered in less than twelve seconds.

### Exclusions

None

### Business Rules

The clock starts when the customer enters the queue and the clock stops when a BellSouth representative answers the call or the customer abandons the call. The length of each call is determined by measuring, using a scanning technique, and accumulating the elapsed time from the entry of a customer call into the BellSouth call management system queue until the customer call is abandoned or transferred to BellSouth personnel assigned to handle calls for assistance. The system makes no distinction between CLEC customers and BellSouth customers.

### Calculation

The Percent Answered within “X” Seconds measurement for DA is derived by using the BellCore Statistical Answer Conversion Tables, to convert the Average Speed to Answer measure into a percent of calls answered within “X” seconds. The BellCore Conversion Tables are specific to the defined parameters of work time, number of operators, max queue size and call abandonment rates.

### Report Structure

- Reported for the aggregate of BellSouth and CLECs
  - State

### Data Retained (on Aggregate Basis)

- For the items below, BellSouth’s Performance Measurement Analysis Platform (PMAP) receives a final computation; therefore, no raw data file is available in PMAP.
- Month
- Call Type (DA)
- Average Speed of Answer

### SQM Disaggregation - Analog/Benchmark

SQM Level of Disaggregation	SQM Analog/Benchmark
• None	• Parity by Design

### SEEM Measure

SEEM Measure	
No	Tier I
	Tier II

### SEEM Disaggregation - Analog/Benchmark

SEEM Disaggregation	SEEM Analog/Benchmark
• Not Applicable	• Not Applicable

## Section 7: Database Update Information

### D-1: Average Database Update Interval

#### Definition

This report measures the interval from receipt of the database change request to the completion of the update to the database for Line Information Database (LIDB), Directory Assistance and Directory Listings. For E-911, see Section 8.

#### Exclusions

- Updates Canceled by the CLEC
- Initial update when supplemented by CLEC
- BellSouth updates associated with internal or administrative use of local services

#### Business Rules

The interval for this measure begins with the date and time stamp when a service order is completed and the completion notice is released to all systems to be updated with the order information including Directory Assistance, Directory Listings, and Line Information Database (LIDB). The end time stamp is the date and time of completion of updates to the system.

##### For BellSouth Results:

The BellSouth computation is identical to that for the CLEC with the clarifications noted below.

##### Other Clarifications and Qualification:

- For LIDB, the elapsed time for a BellSouth update is measured from the point in time when the BellSouth file maintenance process makes the LIDB update information available until the date and time reported by BellSouth that database updates are completed.
- Results for the CLECs are captured and reported at the update level by Reporting Dimension (see below).
- The Completion Date is the date upon which BellSouth issues the Update Completion Notice to the CLEC.
- If the CLEC initiates a supplement to the originally submitted update and the supplement reflects changes in customer requirements (rather than responding to BellSouth initiated changes), then the update submission date and time will be the date and time of BellSouth receipt of a syntactically correct update supplement. Update activities responding to BellSouth initiated changes will not result in changes to the update submission date and time used for the purposes of computing the update completion interval.
- Elapsed time is measured in hours and hundredths of hours rounded to the nearest tenth of an hour.
- Because this should be a highly automated process, the accumulation of elapsed time continues through off-schedule, weekends and holidays; however, scheduled maintenance windows are excluded.

#### Calculation

**Update Interval** = (a - b)

- a = Completion Date & Time of Database Update
- b = Submission Date and Time of Database Change

**Average Update Interval** = (c / d)

- c = Sum of all Update Intervals
- d = Total Number of Updates Completed During Reporting Period

**Report Structure**

- CLEC Specific (Under development)
- CLEC Aggregate
- BellSouth Aggregate

**Data Retained**

Relating to CLEC Experience	Relating to BellSouth Performance
<ul style="list-style-type: none"> <li>• Database File Submission Time</li> <li>• Database File Update Completion Time</li> <li>• CLEC Number of Submissions</li> <li>• Total Number of Updates</li> </ul>	<ul style="list-style-type: none"> <li>• Database File Submission Time</li> <li>• Database File Update Completion Time</li> <li>• BellSouth Number of Submissions</li> <li>• Total Number of Updates</li> </ul>

**SQM Disaggregation - Analog/Benchmark**

SQM Level of Disaggregation:	SQM Analog/Benchmark:
Database Type <ul style="list-style-type: none"> <li>• LIDB</li> <li>• Directory Listings</li> <li>• Directory Assistance</li> </ul>	<ul style="list-style-type: none"> <li>• Parity by Design</li> </ul>

**SEEM Measure**

SEEM Measure		
No	Tier I	
	Tier II	

**SEEM Disaggregation - Analog/Benchmark**

SEEM Disaggregation	SEEM Analog/Benchmark
<ul style="list-style-type: none"> <li>• Not Applicable</li> </ul>	<ul style="list-style-type: none"> <li>• Not Applicable</li> </ul>

## D-2: Percent Database Update Accuracy

### Definition

This report measures the accuracy of database updates by BellSouth for Line Information Database (LIDB), Directory Assistance, and Directory Listings using a statistically valid sample of LSRs/Orders in a manual review. This manual review is not conducted on BellSouth Retail Orders.

### Exclusions

- Updates canceled by the CLEC
- Initial update when supplemented by CLEC
- CLEC orders that had CLEC errors
- BellSouth updates associated with internal or administrative use of local services

### Business Rules

For each update completed during the reporting period, the original update that the CLEC sent to BellSouth is compared to the database following completion of the update by BellSouth. An update is “completed without error” if the database completely and accurately reflects the activity specified on the original and supplemental update (order) submitted by the CLEC. Each database (LIDB, Directory Assistance, and Directory Listings) should be separately tracked and reported.

A statistically valid sample of CLEC Orders are pulled each month. That sample will be used to test the accuracy of the database update process. This is a manual process.

### Calculation

$$\text{Percent Update Accuracy} = (a / b) \times 100$$

- a = Number of Updates Completed Without Error
- b = Number Updates Completed

### Report Structure

- CLEC Aggregate
- CLEC Specific (not available in this report)
- BellSouth Aggregate (not available in this report)

### Data Retained

Relating to CLEC Experience	Relating to BellSouth Performance
<ul style="list-style-type: none"> <li>• Report Month</li> <li>• CLEC Order Number (so_nbr) and PON (PON)</li> <li>• Local Service Request (LSR)</li> <li>• Order Submission Date</li> <li>• Number of Orders Reviewed</li> </ul> <p><b>Note:</b> Code in parentheses is the corresponding header found in the raw data file.</p>	<ul style="list-style-type: none"> <li>• Not Applicable</li> </ul>

### SQM Disaggregation - Analog/Benchmark

SQM Level of Disaggregation	SQM Analog/Benchmark
Database Type <ul style="list-style-type: none"> <li>• LIDB</li> <li>• Directory Assistance</li> <li>• Directory Listings</li> </ul>	<ul style="list-style-type: none"> <li>• 95% Accurate</li> </ul>

### SEEM Measure

SEEM Measure	
No	Tier I
	Tier II

**SEEM Disaggregation - Analog/Benchmark**

<b>SEEM Disaggregation</b>	<b>SEEM Analog/Benchmark</b>
• Not Applicable	• Not Applicable

## D-3: Percent NXXs and LRNs Loaded by the LERG Effective Date

### Definition

Measurement of the percent of NXX(s) and Location Routing Numbers LRN(s) loaded in end office and/or tandem switches by the Local Exchange Routing Guide (LERG) effective date when facilities are in place. BellSouth has a single provisioning process for both NXX(s) and LRN(s). In this measure, BellSouth will identify whether or not a particular NXX has been flagged as LNP capable (set triggers for dips) by the LERG effective date.

An LRN is assigned by the owner of the switch and is placed into the software translations for every switch to be used as an administrative pointer to route NXX(s) in LNP capable switches. The LRN is a result of Local Number Porting and is housed in a national database provided by the Number Portability Administration Center (NPAC). The switch owner is responsible for notifying NPAC and requesting the effective date that will be reflected in the LERG. The national database downloads routing tables into BellSouth Service Control Point (SCP) regional databases, which are queried by switches when routing ported numbers.

The basic NXX routing process includes the addition of all NXX(s) in the response translations. This addition to response translations is what supports LRN routing. Routing instructions for all NXX(s), including LRN(s), are received from the Advance Routing & Trunking System (ARTS) and all routing, including response, is established based on the information contained in the Translation Work Instructions (TWINs) document.

### Exclusions

- Activation requests where the CLEC's interconnection arrangements and facilities are not in place by the LERG effective date
- Expedite requests

### Business Rules

Data for the initial NXX(s) and LRN(s) in a local calling area will be based on the LERG effective date or completion of the initial interconnection trunk group(s), whichever is longer. Data for additional NXX(s) in the local calling area will be based on the LERG effective date. The LERG effective date is loaded into the system at the request of the CLEC. It is contingent upon the CLEC to engineer, order, and install interconnection arrangements and facilities prior to that date.

The total Count of NXX(s) and LRN(s) that were scheduled to be loaded and those that were loaded by the LERG effective date in BellSouth switches will be captured in the Work Force Administration -Dispatch In database.

### Calculation

**Percent NXXs/LRNs Loaded and Tested Prior to the LERG Effective Date** = (a / b) X 100

- a = Count of NXXs and LRNs loaded by the LERG effective date
- b = Total NXXs and LRNs scheduled to be loaded by the LERG effective date

### Report Structure

- CLEC Specific
- CLEC Aggregate
- BellSouth (Not Applicable)

### Data Retained

Relating to CLEC Experience	Relating to BellSouth Performance
<ul style="list-style-type: none"> <li>• Company Name</li> <li>• Company Code</li> <li>• NPA/NXX</li> <li>• LERG Effective Date</li> <li>• Loaded Date</li> </ul>	<ul style="list-style-type: none"> <li>• Not Applicable</li> </ul>

### SQM Disaggregation - Analog/Benchmark

SQM Level of Disaggregation	SQM Analog/Benchmark
<ul style="list-style-type: none"> <li>• Geographic Scope - Region</li> </ul>	<ul style="list-style-type: none"> <li>• 100% by LERG Effective Date</li> </ul>



**SEEM Measure**

SEEM Measure		
No	Tier I	
	Tier II	

**SEEM Disaggregation - Analog/Benchmark**

SEEM Disaggregation	SEEM Analog/Benchmark
• Not Applicable	• Not Applicable

# Section 8: E911

## E-1: Timeliness

### Definition

Measures the percent of batch orders for E911 database updates (to CLEC resale and BellSouth retail records) processed successfully within a 24-hour period.

### Exclusions

- Any resale order canceled by a CLEC
- Facilities-based CLEC orders

### Business Rules

The 24-hour processing period is calculated based on the date and time processing starts on the batch orders and the date and time processing stops on the batch orders. Mechanical processing starts when SCC (the BellSouth E911 vendor) receives E911 files containing batch orders extracted from the BellSouth Service Order Control System (SOCS). Processing stops when SCC loads the individual records to the E911 database. The E911 database includes updates to the Automatic Location Identification (ALI) database. The system makes no distinction between CLEC resale records and BellSouth retail records.

### Calculation

$$E911 \text{ Timeliness} = (a / b) \times 100$$

- a = Number of batch orders processed within 24 hours
- b = Total number of batch orders submitted

### Report Structure

Reported for the aggregate of CLEC resale updates and BellSouth retail updates

- State
- Region

### Data Retained

- Report month
- Aggregate data

### SQM Disaggregation - Analog/Benchmark

SQM Level of Disaggregation	SQM Analog/Benchmark
• None	• Parity by Design

### SEEM Measure

SEEM Measure		
No	Tier I	
	Tier II	

### SEEM Disaggregation - Analog/Benchmark

SEEM Disaggregation	SEEM Analog/Benchmark
• Not Applicable	• Not Applicable

## E-2: Accuracy

### Definition

Measures the percent of E911 telephone number (TN) record updates (to CLEC resale and BellSouth retail records) processed successfully for E911 (including the Automatic Location Identification (ALI) database).

### Exclusions

- Any resale order canceled by a CLEC
- Facilities-based CLEC orders

### Business Rules

Accuracy is based on the number of records processed without error at the conclusion of the processing cycle. Mechanical processing starts when SCC (the BellSouth E911 vendor) receives E911 files containing telephone number (TN) records extracted from BellSouth’s Service Order Control System (SOCS). The system makes no distinction between CLEC resale records and BellSouth retail records.

### Calculation

$$\text{E911 Accuracy} = (a / b) \times 100$$

- a = Number of record individual updates processed with no errors
- b = Total number of individual record updates

### Report Structure

Reported for the aggregate of CLEC resale updates and BellSouth retail updates

- State
- Region

### Data Retained

- Report month
- Aggregate data

### SQM Disaggregation - Analog/Benchmark

SQM Level of Disaggregation	SQM Analog/Benchmark
• None	• Parity by Design

### SEEM Measure

SEEM Measure		
No	Tier I	
	Tier II	

### SEEM Disaggregation - Analog/Benchmark

SEEM Disaggregation	SEEM Analog/Benchmark
• Not Applicable	• Not Applicable

## E-3: Mean Interval

### Definition

Measures the mean interval processing of E911 batch orders (to update CLEC resale and BellSouth retail records) including processing against the Automatic Location Identification (ALI) database.

### Exclusions

- Any resale order canceled by a CLEC
- Facilities-based CLEC orders

### Business Rules

The processing period is calculated based on the date and time processing starts on the batch orders and the date and time processing stops on the batch orders. Data is posted in 4-hour increments up to and beyond 24 hours. The system makes no distinction between CLEC resale records and BellSouth retail records.

### Calculation

**E911 Interval** = (a - b)

- a = Date and time of batch order completion
- b = Date and time of batch order submission

**E911 Mean Interval** = (c / d)

- c = Sum of all E911 Intervals
- d = Number of batch orders completed

### Report Structure

Reported for the aggregate of CLEC resale updates and BellSouth retail updates

- State
- Region

### Data Retained

- Report month
- Aggregate data

### SQM Disaggregation - Analog/Benchmark

SQM Level of Disaggregation	SQM Analog/Benchmark
• None	• Parity by Design

### SEEM Measure

SEEM Measure	
No	Tier I
	Tier II

### SEEM Disaggregation - Analog/Benchmark

SEEM Disaggregation	SEEM Analog/Benchmark
• Not Applicable	• Not Applicable

# Section 9: Trunk Group Performance

## TGP-1: Trunk Group Performance-Aggregate

### Definition

The Trunk Group Performance report displays, over a reporting cycle, aggregate, average trunk group blocking data for each hour of each day of the reporting cycle, for both CLEC affecting and BellSouth affecting trunk groups.

### Exclusions

- Trunk groups for which valid data is not available for an entire study period
- Duplicate trunk group information
- Trunk groups blocked due to CLEC network/equipment failure
- Trunk groups blocked due to CLEC delayed or refused orders
- Trunk groups blocked due to unanticipated significant increases in CLEC traffic
- Final groups actually overflowing, not blocked

### Business Rules

The purpose of the Trunk Group Performance Report is to provide trunk blocking measurements on CLEC and BellSouth trunk groups for comparison only. It is not the intent of the report that it be used for network management and/or engineering.

#### Monthly Average Blocking:

- The reporting cycle includes both business and non-business days in a calendar month.
- Monthly average blocking values are calculated for each trunk group for each of the 24 time consistent hours across a reporting cycle.

#### Aggregate Monthly Blocking:

- Used to compare aggregate blocking across trunk groups which terminate traffic at CLEC points of presence versus BellSouth switches.
- Aggregate monthly blocking data is calculated for each hour of the day across all trunk groups assigned to a category.

#### Trunk Categorization:

This report displays, over a reporting cycle, aggregate, average blocking data for each hour of a day. Therefore, for each reporting cycle, 24 blocking data points are generated for two aggregate groups of selected trunk groups. These groups are CLEC affecting and BellSouth affecting trunk groups. In order to assign trunk groups to each aggregate group, all trunk groups are first assigned to a category. A trunk group’s end points and the type of traffic that is transmitted on it define a category. Selected categories of trunk groups are assigned to the aggregate groups so that trunk reports can be generated. The categories to which trunk groups have been assigned for this report are as follows.

#### CLEC Affecting Categories:

	Point A	Point B
Category 1:	BellSouth End Office	BellSouth Access Tandem
Category 3:	BellSouth End Office	CLEC Switch
Category 4:	BellSouth Local Tandem	CLEC Switch
Category 5:	BellSouth Access Tandem	CLEC Switch
Category 10:	BellSouth End Office	BellSouth Local Tandem
Category 16:	BellSouth Tandem	BellSouth Tandem

#### BellSouth Affecting Categories:

	Point A	Point B
Category 9:	BellSouth End Office	BellSouth End Office

### Calculation

#### Monthly Average Blocking:

- For each hour of the day, each day’s raw data are summed across all valid measurements days in a report cycle for blocked and attempted calls.

- The sum of the blocked calls is divided by the total number of calls attempted in a reporting period.

**Aggregate Monthly Blocking:**

- For each hour of the day, the monthly sums of the blocked and attempted calls from each trunk group are separately aggregated over all trunk groups within each assigned category.
- The total blocked calls is divided by the total call attempts within a group to calculate an aggregate monthly blocking for each assigned group.
- The result is an aggregate monthly average blocking value for each of the 24 hours by group.
- The difference between the CLEC and BellSouth affecting trunk groups are also calculated for each hour.

**Report Structure**

- CLEC Aggregate
- BellSouth Aggregate
- State

**Data Retained**

Relating to CLEC Experience	Relating to BellSouth Performance
<ul style="list-style-type: none"> <li>• Report Month</li> <li>• Total Trunk Groups</li> <li>• Number of Trunk Groups by CLEC</li> <li>• Hourly Blocking Per Trunk Group</li> <li>• Hourly Usage Per Trunk Group</li> <li>• Hourly Call Attempts Per Trunk Group</li> </ul>	<ul style="list-style-type: none"> <li>• Report Month</li> <li>• Total Trunk Groups</li> <li>• Aggregate Hourly Blocking Per Trunk Group</li> <li>• Hourly Usage Per Trunk Group</li> <li>• Hourly Call Attempts Per Trunk Group</li> </ul>

**SQM Disaggregation - Analog/Benchmark**

SQM Level of Disaggregation	SQM Analog/Benchmark
<ul style="list-style-type: none"> <li>• CLEC aggregate</li> <li>• BellSouth aggregate</li> </ul>	<ul style="list-style-type: none"> <li>• Any 2 hour period in 24 hours where CLEC blockage exceeds BellSouth blockage by more than 0.5% using trunk groups 1, 3, 4, 5, 10, 16 for CLECs and 9 for BellSouth</li> </ul>

**SEEM Measure**

SEEM Measure		
Yes	Tier I	
	Tier II	X

**SEEM Disaggregation - Analog/Benchmark**

SEEM Disaggregation	SEEM Analog/Benchmark
<ul style="list-style-type: none"> <li>• CLEC Aggregate</li> <li>• BellSouth Aggregate</li> </ul>	<ul style="list-style-type: none"> <li>• Any 2 hour period in 24 hours where CLEC blockage exceeds BellSouth blockage by more than 0.5% using trunk groups 1,3,4,5,10,16 for CLECs and 9 for BellSouth</li> </ul>

## TGP-2: Trunk Group Performance-CLEC Specific

### Definition

The Trunk Group Performance report displays, over a reporting cycle, aggregate, average trunk group blocking data for each hour of each day of the reporting cycle, for both CLEC affecting and BellSouth affecting trunk groups.

### Exclusions

- Trunk Groups for which valid data is not available for an entire study period
- Duplicate trunk group information
- Trunk groups blocked due to CLEC network/equipment failure
- Trunk groups blocked due to CLEC delayed or refused orders
- Trunk groups blocked due to unanticipated significant increases in CLEC traffic
- Final groups actually overflowing, not blocked

### Business Rules

The purpose of the Trunk Group Performance Report is to provide trunk blocking measurements on CLEC and BellSouth trunk groups for comparison only. It is not the intent of the report that it be used for network management and/or engineering.

#### Monthly Average Blocking:

- The reporting cycle includes both business and non-business days in a calendar month.
- Monthly average blocking values are calculated for each trunk group for each of the 24 time consistent hours across a reporting cycle.

#### Aggregate Monthly Blocking:

- Used to compare aggregate blocking across trunk groups which terminate traffic at CLEC points of presence versus BellSouth switches.
- Aggregate monthly blocking data is calculated for each hour of the day across all trunk groups assigned to a category.

#### Trunk Categorization:

- This report displays, over a reporting cycle, aggregate, average blocking data for each hour of a day. Therefore, for each reporting cycle, 24 blocking data points are generated for two aggregate groups of selected trunk groups. These groups are CLEC affecting and BellSouth affecting trunk groups. In order to assign trunk groups to each aggregate group, all trunk groups are first assigned to a category. A trunk group's end points and the type of traffic that is transmitted on it define a category. Selected categories of trunk groups are assigned to the aggregate groups so that trunk reports can be generated. The categories to which trunk groups have been assigned for this report are as follows.

#### CLEC Affecting Categories:

	Point A	Point B
Category 1:	BellSouth End Office	BellSouth Access Tandem
Category 3:	BellSouth End Office	CLEC Switch
Category 4:	BellSouth Local Tandem	CLEC Switch
Category 5:	BellSouth Access Tandem	CLEC Switch
Category 10:	BellSouth End Office	BellSouth Local Tandem
Category 16:	BellSouth Tandem	BellSouth Tandem

#### BellSouth Affecting Categories:

	Point A	Point B
Category 9:	BellSouth End Office	BellSouth End Office

**Calculation**

**Monthly Average Blocking:**

- For each hour of the day, each day’s raw data are summed across all valid measurements days in a report cycle for blocked and attempted calls.
- The sum of the blocked calls is divided by the total number of calls attempted in a reporting period.

**Aggregate Monthly Blocking:**

- For each hour of the day, the monthly sums of the blocked and attempted calls from each trunk group are separately aggregated over all trunk groups within each assigned category.
- The total blocked calls is divided by the total call attempts within a group to calculate an aggregate monthly blocking for each assigned group.
- The result is an aggregate monthly average blocking value for each of the 24 hours by group.
- The difference between the CLEC and BellSouth affecting trunk groups are also calculated for each hour.

**Report Structure**

- CLEC Specific  
- State

**Data Retained**

Relating to CLEC Experience	Relating to BellSouth Performance
<ul style="list-style-type: none"> <li>• Report Month</li> <li>• Total Trunk Groups</li> <li>• Number of Trunk Groups by CLEC</li> <li>• Hourly Blocking Per Trunk Group</li> <li>• Hourly Usage Per Trunk Group</li> <li>• Hourly Call Attempts Per Trunk Group</li> </ul>	<ul style="list-style-type: none"> <li>• Report Month</li> <li>• Total Trunk Groups</li> <li>• Aggregate Hourly Blocking Per Trunk Group</li> <li>• Hourly Usage Per Trunk Group</li> <li>• Hourly Call Attempts Per Trunk Group</li> </ul>

**SQM Disaggregation - Analog/Benchmark**

SQM Level of Disaggregation	SQM Analog/Benchmark
<ul style="list-style-type: none"> <li>• CLEC Trunk Group</li> </ul>	<ul style="list-style-type: none"> <li>• Any 2 hour period in 24 hours where CLEC blockage exceeds BellSouth blockage by more than 0.5% using trunk groups 1, 3, 4, 5, 10, 16 for CLECs and 9 for BellSouth</li> </ul>

**SEEM Measure**

SEEM Measure		
Yes	Tier I	X
	Tier II	

**SEEM Disaggregation - Analog/Benchmark**

SEEM Disaggregation	SEEM Analog/Benchmark
<ul style="list-style-type: none"> <li>• CLEC Trunk Group</li> <li>• BellSouth Trunk Group</li> </ul>	<ul style="list-style-type: none"> <li>• Any 2 hour period in 24 hours where CLEC blockage exceeds BellSouth blockage by more than 0.5% using trunk groups 1, 3, 4, 5, 10, 16 for CLECs and 9 for BellSouth</li> </ul>



# Section 10: Collocation

## C-1: Collocation Average Response Time

### Definition

Measures the average time (counted in calendar days) from the receipt of a complete and accurate collocation application (including receipt of application fee if required) to the date BellSouth returns a response electronically or in writing. Within 10 calendar days after having received a bona fide application for physical collocation, BellSouth must respond as to whether space is available or not.

### Exclusions

Any application canceled by the CLEC.

### Business Rules

The clock starts on the date that BellSouth receives a complete and accurate collocation application accompanied by the appropriate application fee if required. The clock stops on the date that BellSouth returns a response. The clock will restart upon receipt of changes to the original application request.

### Calculation

**Response Time** = (a - b)

- a = Request Response Date
- b = Request Submission Date

**Average Response Time** = (c / d)

- c = Sum of all Response Times
- d = Count of Responses Returned within Reporting Period

### Report Structure

- Individual CLEC (alias) Aggregate
- Aggregate of all CLECs

### Data Retained

- Report Period
- Aggregate Data

### SQM Disaggregation - Analog/Benchmark

Level of Disaggregation	SQM Analog/Benchmark
<ul style="list-style-type: none"> <li>• State</li> <li>• Virtual-Initial</li> <li>• Virtual-Augment</li> <li>• Physical Caged-Initial</li> <li>• Physical Caged-Augment</li> <li>• Physical-Cageless-Initial</li> <li>• Physical Cageless-Augment</li> </ul>	<ul style="list-style-type: none"> <li>• Virtual - 20 Calendar Days</li> <li>• Physical Caged - 30 Calendar Days</li> <li>• Physical Cageless - 30 Calendar Days</li> </ul>

### SEEM Measure

SEEM Measure		
No	Tier I	
	Tier II	

### SEEM Disaggregation - Analog/Benchmark

SEEM Disaggregation	SEEM Analog/Benchmark
• Not Applicable	• Not Applicable

## C-2: Collocation Average Arrangement Time

### Definition

Measures the average time (counted in calendar days) from receipt of a complete and accurate Bona Fide firm order (including receipt of appropriate fee if required) to the date BellSouth completes the collocation arrangement and notifies the CLEC.

### Exclusions

- Any Bona Fide firm order canceled by the CLEC
- Any Bona Fide firm order with a CLEC-negotiated interval longer than the benchmark interval

### Business Rules

The clock starts on the date that BellSouth receives a complete and accurate Bone Fide firm order accompanied by the appropriate fee. The clock stops on the date that BellSouth completes the collocation arrangement and notifies the CLEC.

### Calculation

**Arrangement Time** = (a - b)

- a = Date Collocation Arrangement is Complete
- b = Date Order for Collocation Arrangement Submitted

**Average Arrangement Time** = (c / d)

- c = Sum of all Arrangement Times
- d = Total Number of Collocation Arrangements Completed during Reporting Period

### Report Structure

- Individual CLEC (alias) Aggregate
- Aggregate of all CLECs

### Data Retained

- Report Period
- Aggregate Data

### SQM Disaggregation - Analog/Benchmark

SQM Level of Disaggregation	SQM Analog/Benchmark
<ul style="list-style-type: none"> <li>• State</li> <li>• Virtual-Initial</li> <li>• Virtual-Augment</li> <li>• Physical Caged-Initial</li> <li>• Physical Caged-Augment</li> <li>• Physical Cageless-Initial</li> <li>• Physical Cageless-Augment</li> </ul>	<ul style="list-style-type: none"> <li>• Virtual - 50 Calendar Days (Ordinary)</li> <li>• Virtual - 75 Calendar Days (Extraordinary)</li> <li>• Physical Caged - 90 Calendar Days</li> <li>• Physical Cageless - 60 Calendar Days (Ordinary)</li> <li>• Physical Cageless - 90 Calendar Days (Extraordinary)</li> </ul>

### SEEM Measure

SEEM Measure		
No	Tier I	
	Tier II	

### SEEM Disaggregation - Analog/Benchmark

SEEM Disaggregation	SEEM Analog/Benchmark
• Not Applicable	• Not Applicable

### C-3: Collocation Percent of Due Dates Missed

#### Definition

Measures the percent of missed due dates for both virtual and physical collocation arrangements.

#### Exclusions

Any Bona Fide firm order canceled by the CLEC.

#### Business Rules

Percent Due Dates Missed is the percent of total collocation arrangements which BellSouth is unable to complete by end of the BellSouth committed due date. The clock starts on the date that BellSouth receives a complete and accurate Bona Fide firm order accompanied by the appropriate fee if required. The arrangement is considered a missed due date if it is not completed on or before the committed due date.

#### Calculation

$$\% \text{ of Due Dates Missed} = (a / b) \times 100$$

- a = Number of Completed Orders that were not completed within BellSouth Committed Due Date during Reporting Period
- b = Number of Orders Completed in Reporting Period

#### Report Structure

- Individual CLEC (alias) Aggregate
- Aggregate of all CLECs

#### Data Retained

- Report Period
- Aggregate Data

#### SQM Disaggregation - Analog/Benchmark

SQM Level of Disaggregation	SQM Analog/Benchmark
<ul style="list-style-type: none"> <li>• State</li> <li>• Virtual-Initial</li> <li>• Virtual-Augment</li> <li>• Physical Caged-Initial</li> <li>• Physical Caged-Augment</li> <li>• Physical Cageless-Initial</li> <li>• Physical Cageless-Augment</li> </ul>	<ul style="list-style-type: none"> <li>• &gt;= 95% on time</li> </ul>

#### SEEM Measure

SEEM Measure		
Yes	Tier I	X
	Tier II	X

#### SEEM Disaggregation - Analog/Benchmark

SEEM Disaggregation	SEEM Analog/Benchmark
<ul style="list-style-type: none"> <li>• All Collocation Arrangements</li> </ul>	<ul style="list-style-type: none"> <li>• &gt;= 95% on time</li> </ul>

# Section 11: Change Management

## CM-1: Timeliness of Change Management Notices

### Definition

Measures whether CLECs receive required software release notices on time to prepare for BellSouth interface/system changes so CLEC interfaces are not impaired by change.

### Exclusions

- Changes to release dates for reasons outside BellSouth control, such as the system software vendor changes. For example: a patch to fix a software problem.
- Type 6 Change Requests (Defects/Expedites), as defined by the Change Control Process (CCP)

### Business Rules

This metric is designed to measure the percent of change management notices sent to the CLECs according to notification standards and time frames set forth in the Change Control Process. The CCP is used by BellSouth and the CLECs to manage requested changes to the BellSouth Local Interfaces.

The clock starts on the notification date. The clock stops on the software release date. When project events occur (scope changes, analysis information, etc.), the software release date may change. A revised notification would be required and the clock would restart. Based on release constraints for defects/expedites, notification may be less than the agreed upon interval in the CCP for new features.

### Calculation

**Timeliness of Change Management Notices** = (a / b) X 100

- a = Total number of Change Management Notifications Sent Within Required Timeframes
- b = Total Number of Change Management Notifications Sent

### Report Structure

- BellSouth Aggregate

### Data Retained

- Report Period
- Notice Date
- Release Date

### SQM Disaggregation - Analog/Benchmark

SQM Level of Disaggregation	SQM Analog/Benchmark
• Region	• 95% >= 30 Days of Release

### SEEM Measure

SEEM Measure	
Yes	Tier I
	Tier II
	X

### SEEM Disaggregation - Analog/Benchmark

SEEM Disaggregation	SEEM Analog/Benchmark
• Region	• 95% >= 30 Days of Release

## CM-2: Change Management Notice Average Delay Days

### Definition

Measures the average delay days for change management system release notices sent outside the time frame set forth in the Change Control Process.

### Exclusions

- Changes to release dates for reasons outside BellSouth control, such as the system software vendor changes. For example: a patch to fix a software problem
- Type 6 Change Requests (Defects/Expedites), as defined by the Change Control Process

### Business Rules

This metric is designed to measure the percent of change management notices sent to the CLECs according to notification standards and time frames set forth in the Change Control Process. The CCP is used by BellSouth and the CLECs to manage requested changes to the BellSouth Local Interfaces.

The clock starts on the notification due date. The clock stops on the software release date. When project events occur (scope changes, analysis information, etc.), the software release date may change. A revised notification would be required and the clock would restart. Based on release constraints for defects/expedites, notification may be less than the agreed upon interval in the CCP for new features.

### Calculation

**Change Management Notice Delay Days** = (a - b)

- a = Date Notice Sent
- b = Date Notice Due

**Change Management Notice Average Delay Days** = (c / d)

- c = Sum of all Change Management Notice Delay Days
- d = Total Number of Notices Sent Late

### Report Structure

- BellSouth Aggregate

### Data Retained

- Report Period
- Notice Date
- Release Date

### SQM Disaggregation - Analog/Benchmark

SQM Level of Disaggregation	SQM Analog/Benchmark
• Region	• <= 8 Days

### SEEM Measure

SEEM Measure		
No	Tier I	
	Tier II	

### SEEM Disaggregation - Analog/Benchmark

SEEM Disaggregation	SEEM Analog/Benchmark
• Not Applicable	• Not Applicable

## CM-3: Timeliness of Documents Associated with Change

### Definition

Measures whether CLECs received requirements or business rule documentation on time to prepare for BellSouth interface/system changes so CLEC interfaces are not impaired by change.

### Exclusions

- Documentation for release dates that slip less than 30 days for reasons outside BellSouth control, such as changes due to Regulatory mandate or CLEC request
- Type 6 Change Requests (Defects/Expedites), as defined by the Change Control Process

### Business Rules

This metric is designed to measure the percent of requirements or business rule documentation sent to the CLECs according to documentation standards and timeframes set forth in the Change Control Process. The CCP is used by BellSouth and the CLECs to manage requested changes to the BellSouth Local Interfaces.

The clock starts on the business rule documentation release date. The clock stops on the software release date. When project events occur (scope changes, analysis information, etc.), the software release date may change. Revisions to documentation could be required and the clock would restart.

### Calculation

**Timeliness of Documents Associated with Change** = (a / b) X 100

- a = Change Management Documentation Sent Within Required Timeframes after Notices
- b = Total Number of Change Management Documentation Sent

### Report Structure

- BellSouth Aggregate

### Data Retained

- Report Period
- Notice Date
- Release Date

### SQM Disaggregation - Analog/Benchmark

SQM Level of Disaggregation	SQM Analog/Benchmark
• Region	<ul style="list-style-type: none"> <li>• 95% &gt;= 30 days if new features coding is required</li> <li>• 95% &gt;= 5 days for documentation defects, corrections or clarifications</li> </ul>

### SEEM Measure

SEEM Measure		
Yes	Tier I	
	Tier II	X

### SEEM Disaggregation - Analog/Benchmark

SEEM Disaggregation	SEEM Analog/Benchmark
• Region	• 95% >= 30 days of the change

## CM-4: Change Management Documentation Average Delay Days

### Definition

Measures the average delay days for requirements or business rule documentation sent outside the time frames set forth in the Change Control Process.

### Exclusions

- Documentation for release dates that slip less than 30 days for reasons outside BellSouth control, such as changes due to Regulatory mandate or CLEC request
- Type 6 Change Requests (Defects/Expedites), as defined by the Change Control Process

### Business Rules

This metric is designed to measure the percent of requirements or business rule documentation sent to the CLECs according to documentation standards and time frames set forth in the Change Control Process. The CCP is used by BellSouth and the CLECs to manage requested changes to the BellSouth Local Interfaces.

The clock starts on the business rule documentation release date. The clock stops on the software release date. When project events occur (scope changes, analysis information, etc.), the software release date may change. Revisions to documentation could be required and the clock would restart.

### Calculation

**Change Management Documentation Delay Days = (a - b)**

- a = Date Documentation Provided
- b = Date Documentation Due

**Change Management Documentation Average Delay Days = (c / d)**

- c = Sum of all CM Documentation Delay Days
- d = Total Change Management Documents Sent

### Report Structure

- BellSouth Aggregate

### Data Retained

- Report Period
- Notice Date
- Release Date

### SQM Disaggregation - Analog/Benchmark

SQM Level of Disaggregation	SQM Analog/Benchmark
• Region	• <= 8 Days

### SEEM Measure

SEEM Measure		
No	Tier I	
	Tier II	

### SEEM Disaggregation - Analog/Benchmark

SEEM Disaggregation	SEEM Analog/Benchmark
• Not Applicable	• Not Applicable

## CM-5: Notification of CLEC Interface Outages

### Definition

Measures the time it takes BellSouth to notify the CLEC of an outage of an interface.

### Exclusions

None

### Business Rules

This measure is designed to notify the CLEC of interface outages within 15 minutes of BellSouth’s verification that an outage has taken place. This metric will be expressed as a percentage.

### Calculation

**Notification of CLEC Interface Outages** = (a / b) X 100

- a = Number of Interface Outages where CLECS are notified within 15 minutes
- b = Total Number of Interface Outages

### Report Structure

- CLEC Aggregate

### Data Retained

Relating to CLEC Experience	Relating to BellSouth Performance
<ul style="list-style-type: none"> <li>• Number of Interface Outages</li> <li>• Number of Notifications &lt;= 15 minutes</li> </ul>	<ul style="list-style-type: none"> <li>• Not Applicable</li> </ul>

### SQM Disaggregation - Analog/Benchmark

SQM Level of Disaggregation	SQM Analog/Benchmark
<ul style="list-style-type: none"> <li>• By interface type for all interfaces accessed by CLECs</li> </ul>	<ul style="list-style-type: none"> <li>• 97% in 15 Minutes</li> </ul>

Interface	Applicable to
EDI	CLEC
CSOTS	CLEC
LENS	CLEC
TAG	CLEC
ECTA	CLEC
TAFI	CLEC/BellSouth

### SEEM Measure

SEEM Measure		
No	Tier I	
	Tier II	

### SEEM Disaggregation - Analog/Benchmark

SEEM Disaggregation	SEEM Analog/Benchmark
<ul style="list-style-type: none"> <li>• Not Applicable</li> </ul>	<ul style="list-style-type: none"> <li>• Not Applicable</li> </ul>



## Section 12: Bona Fide / New Business Request Process

### BFR-1: Percentage of BFR/NBR Requests Processed Within 30 Business Days

#### Definition

Percentage of Bona Fide/New Business Requests processed within 30 business days for the development and purchases of network elements not currently offered.

#### Exclusions

- Any application cancelled by the CLEC

#### Business Rules

The clock starts when BellSouth receives a complete and accurate application. The clock stops when BellSouth completes application processing for Network Elements that are not operational at the time of the request.

#### Calculation

**Percentage of BFR/NBR Requests Processed Within 30 Business Days** = (a / b) X 100

- a = Count of number of requests processed within 30 days
- b = Total number of requests

#### Report Structure

- Individual CLEC (alias) Aggregate
- Aggregate of all CLECs

#### Data Retained

- Report Period
- Aggregate Data

#### SQM Disaggregation - Analog/Benchmark

SQM Level of Disaggregation	SQM Analog/Benchmark
• Region	• 90% <= 30 business days

#### SEEM Measure

SEEM Measure	
No	Tier I
	Tier II

#### SEEM Disaggregation - Analog/Benchmark

SEEM Disaggregation	SEEM Analog/Benchmark
• Not Applicable	• Not Applicable

## BFR-2: Percentage of Quotes Provided for Authorized BFR/NBR Requests Processed Within X (10/30/60) Business Days

### Definition

Percentage of quotes provided in response to Bona Fide/New Business Requests within X (10/30/60) business days for network elements not currently offered.

### Exclusions

- Requests that are subject to pending arbitration

### Business Rules

The clock starts when BellSouth receives a complete and accurate application. The clock stops when BellSouth responds back to the application with a price quote.

### Calculation

Percentage of Quotes Provided for Authorized BFR/NBR Requests Processed Within X (10/30/60) Business Days =  $(a / b) \times 100$

- a = Count of number of requests processed within “X” days
- b = Total number of requests  
where “X” = 10, 30, or 60 days

### Report Structure

- New Network Elements that are operational at the time of the request
- New Network Elements that are ordered by the FCC
- New Network Elements that are not operational at the time of the request

### Data Retained

- Report Period
- Aggregate Data

### SQM Disaggregation - Analog/Benchmark

SQM Level of Disaggregation	SQM Analog/Benchmark
<ul style="list-style-type: none"> <li>• Region</li> </ul>	<ul style="list-style-type: none"> <li>• 90% &lt;= 10/30/60 business days                             <ul style="list-style-type: none"> <li>- Network Elements that are operational at the time of the request – 10 days</li> <li>- Network Elements that are Ordered by the FCC – 30 days</li> <li>- New Network Elements – 90 days</li> </ul> </li> </ul>

### SEEM Measure

SEEM Measure	
No	Tier I
	Tier II

### SEEM Disaggregation - Analog/Benchmark

SEEM Disaggregation	SEEM Analog/Benchmark
<ul style="list-style-type: none"> <li>• Not Applicable</li> </ul>	<ul style="list-style-type: none"> <li>• Not Applicable</li> </ul>

# Appendix A: Reporting Scope

## A-1: Standard Service Groupings

See individual reports in the body of the SQM.

## A-2: Standard Service Order Activities

These are the generic BellSouth/CLEC service order activities which are included in the Pre-Ordering, Ordering, and Provisioning sections of this document. It is not meant to indicate specific reporting categories.

### Service Order Activity Types

- Service Migrations Without Changes
- Service Migrations With Changes
- Move and Change Activities
- Service Disconnects (Unless noted otherwise)
- New Service Installations

### Pre-Ordering Query Types

- Address
- Telephone Number
- Appointment Scheduling
- Customer Service Record
- Feature Availability
- Service Inquiry

### Maintenance Query Types:

TAFI - TAFI queries the systems below

- CRIS
- March
- Predictor
- LMOS
  - DLR
  - DLETH
  - LMOSupd
- LNP
- NIW
- OSPCM
- SOCS

### Report Levels

- CLEC RESH
- CLEC State
- CLEC Region
- Aggregate CLEC State
- Aggregate CLEC Region
- BellSouth State
- BellSouth Region

## Appendix B: Glossary of Acronyms and Terms

### Symbols used in calculations

$\Sigma$

A mathematical symbol representing the sum of a series of values following the symbol.

-

A mathematical operator representing subtraction.

+

A mathematical operator representing addition.

/

A mathematical operator representing division.

<

A mathematical symbol that indicates the metric on the left of the symbol is less than the metric on the right.

<=

A mathematical symbol that indicates the metric on the left of the symbol is less than or equal to the metric on the right.

>

A mathematical symbol that indicates the metric on the left of the symbol is greater than the metric on the right.

>=

A mathematical symbol that indicates the metric on the left of the symbol is greater than or equal to the metric on the right.

()

Parentheses, used to group mathematical operations which are completed before operations outside the parentheses.

### A

#### **ACD**

Automatic Call Distributor - A service that provides status monitoring of agents in a call center and routes high volume incoming telephone calls to available agents while collecting management information on both callers and attendants.

#### **Aggregate**

Sum total of all items in like category, e.g. CLEC aggregate equals the sum total of all CLECs' data for a given reporting level.

#### **ALEC**

Alternative Local Exchange Company = FL CLEC

#### **ADSL**

Asymmetrical Digital Subscriber Line

#### **ASR**

Access Service Request - A request for access service terminating delivery of carrier traffic into a Local Exchange Carrier's network.

#### **ATLAS**

Application for Telephone Number Load Administration System - The BellSouth Operations System used to administer the pool of available telephone numbers and to reserve selected numbers from the pool for use on pending service requests/service orders.

#### **ATLASTN**

ATLAS software contract for Telephone Number.

#### **Auto Clarification**

The number of LSRs that were electronically rejected from LESOG and electronically returned to the CLEC for correction.

**B****BFR:**

Bona Fide Request

**BILLING**

The process and functions by which billing data is collected and by which account information is processed in order to render accurate and timely billing.

**BOCRIS**

Business Office Customer Record Information System (Front-end to the CRIS database.)

**BRI**

Basic Rate ISDN

**BRC**

Business Repair Center – The BellSouth Business Systems trouble receipt center which serves business and CLEC customers.

**BellSouth**

BellSouth Telecommunications, Inc.

**C****CABS**

Carrier Access Billing System

**CCC**

Coordinated Customer Conversions

**CCP**

Change Control Process

**Centrex**

A business telephone service, offered by local exchange carriers, which is similar to a Private Branch Exchange (PBX) but the switching equipment is located in the telephone company Central Office (CO).

**CKTID**

A unique identifier for elements combined in a service configuration

**CLEC**

Competitive Local Exchange Carrier

**CLP**

Competitive Local Provider = NC CLEC

**CM**

Change Management

**CMDS**

Centralized Message Distribution System - Telcordia administered national system used to transfer specially formatted messages among companies.

**COFFI**

Central Office Feature File Interface - Provides information about USOCs and class of service. COFFI is a part of DOE/ SONGS. It indicates all services available to a customer.

**COG**

Corporate Gateway - Telcordia product designed for the electronic submission of xDSL Local Service Requests.

**CRIS**

Customer Record Information System - The BellSouth proprietary corporate database and billing system for non-access customers and services.

**CRSACCTS**

CRIS software contract for CSR information

**CRSG**

Complex Resale Support Group

**C-SOTS**

CLEC Service Order Tracking System

**CSR**

Customer Service Record

**CTTG**

Common Transport Trunk Group - Final trunk groups between BellSouth & Independent end offices and the BellSouth access tandems.

**CWINS Center**

Customer Wholesale Interconnection Network Services Center (formerly the UNE Center).

**D****DA**

Directory Assistance

**Design**

Design Service is defined as any Special or Plain Old Telephone Service Order which requires BellSouth Design Engineering Activities.

**Disposition & Cause**

Types of trouble conditions, e.g. No Trouble Found, Central Office Equipment, Customer Premises Equipment, etc.

**DLETH**

Display Lengthy Trouble History - A history report that gives all activity on a line record for trouble reports in LMOS.

**DLR**

Detail Line Record - All the basic information maintained on a line record in LMOS, e.g. name, address, facilities, features etc.

**DS-0**

The worldwide standard speed for one digital voice signal (64000 bps).

**DS-1**

24 DS-0s (1.544Mb/sec., i.e. carrier systems)

**DOE**

Direct Order Entry System - An internal BellSouth service order entry system used by BellSouth Service Representatives to input business service orders in BellSouth format.

**DOM**

Delivery Order Manager - Telcordia product designed for the electronic submission of xDSL Local Service Requests.

**DSAP**

DOE (Direct Order Entry) Support Application - The BellSouth Operations System which assists a Service Representative or similar carrier agent in negotiating service provisioning commitments for non-designed services and Unbundled Network Elements.

**DSAPDDI**

DSAP software contract for schedule information.

**DSL**

Digital Subscriber Line

**DUI**

Database Update Information

**E****E911**

Provides callers access to the applicable emergency services bureau by dialing a 3-digit universal telephone number.

**EDI**

Electronic Data Interchange - The computer-to-computer exchange of inter and/or intra-company business documents in a public standard format.

**ESSX**

BellSouth Centrex Service

**F****Fatal Reject**

LSRs electronically rejected from LEO, which checks to see if the LSR has all the required fields correctly populated.

**Flow-Through**

In the context of this document, LSRs submitted electronically via the CLEC mechanized ordering process that flow through to the BellSouth OSS without manual or human intervention.

**FOC**

Firm Order Confirmation - A notification returned to the CLEC confirming that the LSR has been received and accepted, including the specified commitment date.

**FX**

Foreign Exchange

**G H****HAL**

"Hands Off" Assignment Logic - Front end access and error resolution logic used in interfacing BellSouth Operations Systems such as ATLAS, BOCRIS, LMOS, PSIMS, RSAG and SOCS.

**HALCRIS**

HAL software contract for CSR information

**HDSL**

High Density Subscriber Loop/Line

**I J K****ILEC**

Incumbent Local Exchange Company

**INP**

Interim Number Portability

**ISDN**

Integrated Services Digital Network

**IPC**

Interconnection Purchasing Center

**L****LAN**

Local Area Network

**LAUTO**

The automatic processor in the LNP Gateway that validates LSRs and issues service orders.

**LCSC**

Local Carrier Service Center - The BellSouth center which is dedicated to handling CLEC LSRs, ASRs, and Preordering transactions along with associated expedite requests and escalations.

**Legacy System**

Term used to refer to BellSouth Operations Support Systems (see OSS)

**LENS**

Local Exchange Negotiation System - The BellSouth LAN/web server/OS application developed to provide both preordering and ordering electronic interface functions for CLECs.

**LEO**

Local Exchange Ordering - A BellSouth system which accepts the output of EDI, applies edit and formatting checks, and reformats the Local Service Requests in BellSouth Service Order format.

**LERG**

Local Exchange Routing Guide

**LESOG**

Local Exchange Service Order Generator - A BellSouth system which accepts the service order output of LEO and enters the Service Order into the Service Order Control System using terminal emulation technology.

**LFACS**

Loop Facilities Assessment and Control System

**LIDB**

Line Information Database

**LISC**

Local Interconnection Service Center - The center that issues trunk orders.

**LMOS**

Loop Maintenance Operations System - A BellSouth Operations System that stores the assignment and selected account information for use by downstream OSS and BellSouth personnel during provisioning and maintenance activities.

**LMOS HOST**

LMOS host computer

**LMOSupd**

LMOS updates

**LMU**

Loop Make-up

**LMUS**



Loop Make-up Service Inquiry

**LNP**

Local Number Portability - In the context of this document, the capability for a subscriber to retain his current telephone number as he transfers to a different local service provider.

**Loops**

Transmission paths from the central office to the customer premises.

**LRN**

Location Routing Number

**LSR**

Local Service Request – A request for local resale service or unbundled network elements from a CLEC.

**M****Maintenance & Repair**

The process and function by which trouble reports are passed to BellSouth and by which the related service problems are resolved.

**MARCH**

BellSouth Operations System which accepts service orders, interprets the coding contained in the service order image, and constructs the specific switching system Recent Change command messages for input into end office switches.

**N****NBR**

New Business Request

**NC**

“No Circuits” - All circuits busy announcement.

**NIW**

Network Information Warehouse

**NMLI**

Native Mode LAN Interconnection

**NPA**

Numbering Plan Area

**NXX**

The “exchange” portion of a telephone number.

**O****OASIS**

Obtain Availability Services Information System - A BellSouth front-end processor, which acts as an interface between COFFI and RNS. This system takes the USOCs in COFFI and translates them to English for display in RNS.

**OASISBSN**

OASIS software contract for feature/service

**OASISCAR**

OASIS software contract for feature/service

**OASISLPC**

OASIS software contract for feature/service

**OASISMTN**

OASIS software contract for feature/service

**OASISNET**

OASIS software contract for feature/service

**OASISOCP**

OASIS software contract for feature/service

**ORDERING**

The process and functions by which resale services or unbundled network elements are ordered from BellSouth as well as the process by which an LSR or ASR is placed with BellSouth.

**OSPCM**

Outside Plant Contract Management System - Provides Scheduling Information.

**OSS**

Operations Support System - A support system or database which is used to mechanize the flow or performance of work. The term is used to refer to the overall system consisting of hardware complex, computer operating system(s), and application which is used to provide the support functions.

**Out Of Service**

Customer has no dial tone and cannot call out.

**P****PMAP**

Performance Measurement Analysis Platform

**PMQAP**

Performance Measurement Quality Assurance Plan

**PON**

Purchase Order Number

**POTS**

Plain Old Telephone Service

**PREDICTOR**

The BellSouth Operations system which is used to administer proactive maintenance and rehabilitation activities on outside plant facilities, provide access to selected work groups (e.g. RRC & BRC) to Mechanized Loop Testing and switching system I/O ports, and provide certain information regarding the attributes and capabilities of outside plant facilities.

**Preordering**

The process and functions by which vital information is obtained, verified, or validated prior to placing a service request.

**PRI**

Primary Rate ISDN

**Provisioning**

The process and functions by which necessary work is performed to activate a service requested via an LSR or ASR and to initiate the proper billing and accounting functions.

**PSIMS**

Product/Service Inventory Management System - A BellSouth database Operations System which contains availability information on switching system features and capabilities and on BellSouth service availability. This database is used to verify the availability of a feature or service in an NXX prior to making a commitment to the customer.

**PSIMSORB**

PSIMS software contract for feature/service.

**Q R****RNS**

Regional Negotiation System - An internal BellSouth service order entry system used by BellSouth Consumer Services to input service orders in BellSouth format.

**ROS**

Regional Ordering System

**RRC**

Residence Repair Center - The BellSouth Consumer Services trouble receipt center which serves residential customers.

**RSAG**

Regional Street Address Guide - The BellSouth database, which contains street addresses validated to be accurate with state and local governments.

**RSAGADDR**

RSAG software contract for address search.

**RSAGTN**

RSAG software contract for telephone number search.

**S****SAC**

Service Advocacy Center

**SEEM**

Self Effectuating Enforcement Mechanism

**SOCS**

Service Order Control System - The BellSouth Operations System which routes service order images among BellSouth drop points and BellSouth Operations Systems during the service provisioning process.

**SOG**

Service Order Generator - Telcordia product designed to generate a service order for xDSL.

**SOIR**

Service Order Interface Record - any change effecting activity to a customer account by service order that impacts 911/E911

**SONGS**

Service Order Negotiation and Generation System.

**T****TAFI**

Trouble Analysis Facilitation Interface - The BellSouth Operations System that supports trouble receipt center personnel in taking and handling customer trouble reports.

**TAG**

Telecommunications Access Gateway – TAG was designed to provide an electronic interface, or machine-to-machine interface for the bi-directional flow of information between BellSouth’s OSSs and participating CLECs.

**TN**

Telephone Number

**Total Manual Fallout**

The number of LSRs which are entered electronically but require manual entering into a service order generator.

**U V****UNE**

Unbundled Network Element

**UCL**

Unbundled Copper Link

**USOC**

Universal Service Order Code

**W X Y Z****WATS**

Wide Area Telephone Service

**WFA**

Work Force Administration

**WMC**

Work Management Center

**WTN**

Working Telephone Number.

## Appendix C: Appendix C: BellSouth Audit Policy

BellSouth currently provides many CLECs with certain audit rights as a part of their individual interconnection agreements. However, it is not reasonable for BellSouth to undergo an audit of the SQM for every CLEC with which it has a contract. BellSouth has developed a proposed Audit Plan for use by the parties to an audit. If requested by a Public Service Commission or by a CLEC exercising contractual audit rights, BellSouth will agree to undergo a comprehensive audit of the aggregate level reports for both BellSouth and the CLEC(s) each of the next five (5) years (2001-2005) to be conducted by an independent third party. The results of that audit will be made available to all the parties subject to proper safeguards to protect proprietary information. This aggregate level audit includes the following specifications:

1. The cost shall be borne 50% by BellSouth and 50% by the CLEC or CLECs.
2. The independent third party auditor shall be selected with input from BellSouth, the PSC, if applicable, and the CLEC(s).
3. BellSouth, the PSC and the CLEC(s) shall jointly determine the scope of the audit.

BellSouth reserves the right to make changes to this audit policy as growth and changes in the industry dictate.

**Attachment 10**

**BellSouth Disaster Recovery Plan**

<b><u>CONTENTS</u></b>		<b><u>PAGE</u></b>
1.0	Purpose	2
2.0	Single Point of Contact	2
3.0	Identifying the Problem	2
3.1	Site Control	3
3.2	Environmental Concerns	4
4.0	The Emergency Control Center (ECC)	4
5.0	Recovery Procedures	5
5.1	CLEC Outage	5
5.2	BellSouth Outage	5
5.2.1	Loss of Central Office	6
5.2.2	Loss of a Central Office with Serving Wire Center Functions	6
5.2.3	Loss of a Central Office with Tandem Functions	6
5.2.4	Loss of a Facility Hub	6
5.3	Combined Outage (CLEC and BellSouth Equipment)	7
6.0	T1 Identification Procedures	7
7.0	Acronyms	8

## **1.0 PURPOSE**

In the unlikely event of a disaster occurring that affects BellSouth's long-term ability to deliver traffic to a Competitive Local Exchange Carrier (CLEC), general procedures have been developed to hasten the recovery process. Since each location is different and could be affected by an assortment of potential problems, a detailed recovery plan is impractical. However, in the process of reviewing recovery activities for specific locations, some basic procedures emerge that appear to be common in most cases.

These general procedures should apply to any disaster that affects the delivery of traffic for an extended time period. Each CLEC will be given the same consideration during an outage, and service will be restored as quickly as possible.

This document will cover the basic recovery procedures that would apply to every CLEC.

## **2.0 SINGLE POINT OF CONTACT**

When a problem is experienced, regardless of the severity, the BellSouth Network Management Center (NMC) will observe traffic anomalies and begin monitoring the situation. Controls will be appropriately applied to insure the sanity of BellSouth's network; and, in the event that a switch or facility node is lost, the NMC will attempt to circumvent the failure using available reroutes.

BellSouth's NMC will remain in control of the restoration efforts until the problem has been identified as being a long-term outage. At that time, the NMC will contact BellSouth's Emergency Control Center (ECC) and relinquish control of the recovery efforts. Even though the ECC may take charge of the situation, the NMC will continue to monitor the circumstances and restore traffic as soon as damaged network elements are revitalized.

**The telephone number for the BellSouth Network Management Center in Atlanta, as published in Telcordia's National Network Management Directory, is 404-321-2516.**

## **3.0 IDENTIFYING THE PROBLEM**

During the early stages of problem detection, the NMC will be able to tell which CLECs are affected by the catastrophe. Further analysis and/or first hand observation will determine if the disaster has affected CLEC equipment only, BellSouth equipment only or a combination. The initial restoration activity will be largely determined by the equipment that is affected.

Once the nature of the disaster is determined and after verifying the cause of the problem, the NMC will initiate reroutes and/or transfers that are jointly agreed upon by the affected CLECs' Network Management Center and the BellSouth NMC. The type and percentage of controls used will depend upon available network capacity. Controls necessary to stabilize the situation will be invoked and the NMC will attempt to re-establish as much traffic as possible.

For long-term outages, recovery efforts will be coordinated by the Emergency Control Center (ECC). Traffic controls will continue to be applied by the NMC until facilities are re-established. As equipment is made available for service, the ECC will instruct the NMC to begin removing the controls and allow traffic to resume.

### 3.1 SITE CONTROL

In the total loss of building use scenario, what likely exists will be a smoking pile of rubble. This rubble will contain many components that could be dangerous. It could also contain any personnel on the premises at the time of the disaster. For these reasons, the local fire marshal with the assistance of the police will control the site until the building is no longer a threat to surrounding properties and the companies have secured the site from the general public.

During this time, the majority owner of the building should be arranging for a demolition contractor to mobilize to the site with the primary objective of reaching the cable entrance facility for a damage assessment. The results of this assessment would then dictate immediate plans for restoration, both short term and permanent.

In a less catastrophic event, i.e., the building is still standing and the cable entrance facility is usable, the situation is more complex. The site will initially be controlled by local authorities until the threat to adjacent property has diminished. Once the site is returned to the control of the companies, the following events should occur.

An initial assessment of the main building infrastructure systems (mechanical, electrical, fire and life safety, elevators, and others) will establish building needs. Once these needs are determined, the majority owner should lead the building restoration efforts. There may be situations where the site will not be totally restored within the confines of the building. The companies must individually determine their needs and jointly assess the cost of permanent restoration to determine the overall plan of action.

Multiple restoration trailers from each company will result in the need for designated space and installation order. This layout and control is required to maximize the amount of restoration equipment that can be placed at the site, and the priority of placements.

Care must be taken in this planning to ensure other restoration efforts have logistical access to the building. Major components of telephone and building equipment will need to be removed and replaced. A priority for this equipment must also be jointly established to facilitate overall site restoration. (Example: If the AC switchgear has sustained damage, this would be of the highest priority in order to regain power, lighting, and HVAC throughout the building.)

If the site will not accommodate the required restoration equipment, the companies would then need to quickly arrange with local authorities for street closures, rights of way or other possible options available.



### **3.2 ENVIRONMENTAL CONCERNS**

In the worse case scenario, many environmental concerns must be addressed. Along with the police and fire marshal, the state environmental protection department will be on site to monitor the situation.

Items to be concerned with in a large central office building could include:

1. Emergency engine fuel supply. Damage to the standby equipment and the fuel handling equipment could have created "spill" conditions that have to be handled within state and federal regulations.
2. Asbestos-containing materials that may be spread throughout the wreckage. Asbestos could be in many components of building, electrical, mechanical, outside plant distribution, and telephone systems.
3. Lead and acid. These materials could be present in potentially large quantities depending upon the extent of damage to the power room.
4. Mercury and other regulated compounds resident in telephone equipment.
5. Other compounds produced by the fire or heat.

Once a total loss event occurs at a large site, local authorities will control immediate clean up (water placed on the wreckage by the fire department) and site access.

At some point, the companies will become involved with local authorities in the overall planning associated with site clean up and restoration. Depending on the clean up approach taken, delays in the restoration of several hours to several days may occur.

In a less severe disaster, items listed above are more defined and can be addressed individually depending on the damage.

In each case, the majority owner should coordinate building and environmental restoration as well as maintain proper planning and site control.

### **4.0 THE EMERGENCY CONTROL CENTER (ECC)**

The ECC is located in the Colonnade Building in Birmingham, Alabama. During an emergency, the ECC staff will convene a group of pre-selected experts to inventory the damage and initiate corrective actions. These experts have regional access to BellSouth's personnel and equipment and will assume control of the restoration activity anywhere in the nine-state area.

In the past, the ECC has been involved with restoration activities resulting from hurricanes, ice storms and floods. They have demonstrated their capabilities during these calamities as well as

during outages caused by human error or equipment failures. This group has an excellent record of restoring service as quickly as possible.

During a major disaster, the ECC may move emergency equipment to the affected location, direct recovery efforts of local personnel and coordinate service restoration activities with the CLECs. The ECC will attempt to restore service as quickly as possible using whatever means is available, leaving permanent solutions, such as the replacement of damaged buildings or equipment, for local personnel to administer.

Part of the ECC's responsibility, after temporary equipment is in place, is to support the NMC efforts to return service to the CLECs. Once service has been restored, the ECC will return control of the network to normal operational organizations. Any long-term changes required after service is restored will be made in an orderly fashion and will be conducted as normal activity.

## **5.0 RECOVERY PROCEDURES**

The nature and severity of any disaster will influence the recovery procedures. One crucial factor in determining how BellSouth will proceed with restoration is whether or not BellSouth's equipment is incapacitated. Regardless of whose equipment is out of service, BellSouth will move as quickly as possible to aid with service recovery; however, the approach that will be taken may differ depending upon the location of the problem.

### **5.1 CLEC OUTAGE**

For a problem limited to one CLEC (or a building with multiple CLECs), BellSouth has several options available for restoring service quickly. For those CLECs that have agreements with other CLECs, BellSouth can immediately start directing traffic to a provisional CLEC for completion. This alternative is dependent upon BellSouth having concurrence from the affected CLECs.

Whether or not the affected CLECs have requested a traffic transfer to another CLEC will not impact BellSouth's resolve to re-establish traffic to the original destination as quickly as possible.

### **5.2 BELLSOUTH OUTAGE**

Because BellSouth's equipment has varying degrees of impact on the service provided to the CLECs, restoring service from damaged BellSouth equipment is different. The outage will probably impact a number of Carriers simultaneously. However, the ECC will be able to initiate immediate actions to correct the problem.

A disaster involving any of BellSouth's equipment locations could impact the CLECs, some more than others. A disaster at a Central Office (CO) would only impact the delivery of traffic to and from that one location, but the incident could affect many Carriers. If the Central Office is a Serving Wire Center (SWC), then traffic from the entire area to those Carriers served from that switch would also be impacted. If the switch functions as an Access Tandem, or there is a tandem in the building, traffic from every CO to every CLEC could be interrupted. A disaster that destroys a facility hub could disrupt various traffic flows, even though the switching equipment may be unaffected.

The NMC would be the first group to observe a problem involving BellSouth's equipment. Shortly after a disaster, the NMC will begin applying controls and finding re-routes for the

completion of as much traffic as possible. These reroutes may involve delivering traffic to alternate Carriers upon receiving approval from the CLECs involved. In some cases, changes in translations will be required. If the outage is caused by the destruction of equipment, then the ECC will assume control of the restoration.

### **5.2.1 Loss of a Central Office**

When BellSouth loses a Central Office, the ECC will

- a) Place specialists and emergency equipment on notice;
- b) Inventory the damage to determine what equipment and/or functions are lost;
- c) Move containerized emergency equipment and facility equipment to the stricken area, if necessary;
- d) Begin reconnecting service for Hospitals, Police and other emergency agencies; and
- e) Begin restoring service to CLECs and other customers.

### **5.2.2 Loss of a Central Office with Serving Wire Center Functions**

The loss of a Central Office that also serves as a Serving Wire Center (SWC) will be restored as described in Section 5.2.1.

### **5.2.3 Loss of a Central Office with Tandem Functions**

When BellSouth loses a Central Office building that serves as an Access Tandem and as a SWC, the ECC will

- a) Place specialists and emergency equipment on notice;
- b) Inventory the damage to determine what equipment and/or functions are lost;
- c) Move containerized emergency equipment and facility equipment to the stricken area, if necessary;
- d) Begin reconnecting service for Hospitals, Police and other emergency agencies;
- e) Re-direct as much traffic as possible to the alternate access tandem (if available) for delivery to those CLECs utilizing a different location as a SWC;
- f) Begin aggregating traffic to a location near the damaged building. From this location, begin re-establishing trunk groups to the CLECs for the delivery of traffic normally found on the direct trunk groups. (This aggregation point may be the alternate access tandem location or another CO on a primary facility route.)
- g) Begin restoring service to CLECs and other customers.

### **5.2.4 Loss of a Facility Hub**

In the event that BellSouth loses a facility hub, the recovery process is much the same as above. Once the NMC has observed the problem and administered the appropriate controls, the ECC will assume authority for the repairs. The recovery effort will include

- a) Placing specialists and emergency equipment on notice;
- b) Inventorying the damage to determine what equipment and/or functions are lost;
- c) Moving containerized emergency equipment to the stricken area, if necessary;
- d) Reconnecting service for Hospitals, Police and other emergency agencies; and
- e) Restoring service to CLECs and other customers. If necessary, BellSouth will aggregate the traffic at another location and build temporary facilities. This alternative would be viable for a location that is destroyed and building repairs are required.

### **5.3 COMBINED OUTAGE (CLEC AND BELLSOUTH EQUIPMENT)**

In some instances, a disaster may impact BellSouth's equipment as well as the CLECs'. This situation will be handled in much the same way as described in Section 5.2.3. Since BellSouth and the CLECs will be utilizing temporary equipment, close coordination will be required.

### **6.0 T1 IDENTIFICATION PROCEDURES**

During the restoration of service after a disaster, BellSouth may be forced to aggregate traffic for delivery to a CLEC. During this process, T1 traffic may be consolidated onto DS3s and may become unidentifiable to the Carrier. Because resources will be limited, BellSouth may be forced to "package" this traffic entirely differently than normally received by the CLECs. Therefore, a method for identifying the T1 traffic on the DS3s and providing the information to the Carriers is required.

## **7.0 ACRONYMS**

- CO - Central Office (BellSouth)
- DS3 - Facility that carries 28 T1s (672 circuits)
- ECC - Emergency Control Center (BellSouth)
- CLEC - Competitive Local Exchange Carrier
- NMC - Network Management Center
- SWC - Serving Wire Center (BellSouth switch)
- T1 - Facility that carries 24 circuits

### **Hurricane Information**

During a hurricane, BellSouth will make every effort to keep CLECs updated on the status of our network. Information centers will be set up throughout BellSouth Telecommunications. These centers are not intended to be used for escalations, but rather to keep the CLEC informed of network related issues, area damages and dispatch conditions, etc.

Hurricane-related information can also be found on line at [http://www.interconnection.bellsouth.com/network/disaster/dis\\_resp.htm](http://www.interconnection.bellsouth.com/network/disaster/dis_resp.htm). Information concerning Mechanized Disaster Reports can also be found at this website by clicking on CURRENT MDR REPORTS or by going directly to <http://www.interconnection.bellsouth.com/network/disaster/mdrs.htm>.

### **BST Disaster Management Plan**

BellSouth maintenance centers have geographical and redundant communication capabilities. In the event of a disaster removing any maintenance center from service another geographical center would assume maintenance responsibilities. The contact numbers will not change and the transfer will be transparent to the CLEC.

## **Attachment 11**

### **Bona Fide Request and New Business Requests Process**

**BONA FIDE REQUEST AND NEW BUSINESS REQUESTS PROCESS**

- 1.0 The Parties agree that South Georgia Pre-Paid is entitled to order any Network Element, Interconnection option, service option or Resale Service required to be made available by the Communications Act of 1934, as modified by the Telecommunications Act of 1996 (the "Act"), FCC requirements or State Commission requirements. South Georgia Pre-Paid also shall be permitted to request the development of new or revised facilities or service options which are not required by the Act. Procedures applicable to requesting the addition of such facilities or service options are specified in this Attachment 11.
- 2.0 Bona Fide Requests ("BFR") are to be used when South Georgia Pre-Paid makes a request of BellSouth to provide a new or modified network element, interconnection option, or other service option pursuant to the Act that was not previously included in the Agreement. New Business Requests ("NBRs") are to be used when South Georgia Pre-Paid makes a request of BellSouth to provide a new or custom capability or function to meet South Georgia Pre-Paid's business needs that was not previously included in the Agreement.
- 3.0 A BFR or a NBR shall be submitted in writing by South Georgia Pre-Paid and shall specifically identify the required service date, technical requirements, space requirements and/or such specifications that clearly define the request such that BellSouth has sufficient information to analyze and prepare a response. Such a request also shall include a South Georgia Pre-Paid's designation of the request as being (i) pursuant to the Telecommunications Act of 1996 (i.e. a "BFR") or (ii) pursuant to the needs of the business (i.e. a "NBR"). The request shall be sent to South Georgia Pre-Paid's Local Contract Manager.
- 4.0 Within thirty (30) business days of its receipt of a BFR or NBR from South Georgia Pre-Paid, BellSouth shall respond to South Georgia Pre-Paid by providing a preliminary analysis of such Interconnection, Network Element, or other facility or service option that is the subject of the BFR or NBR. The preliminary analysis shall confirm that BellSouth will either offer access to the Interconnection, Network Element, or other facility or service option, or provide an explanation of why it is not technically feasible and/or why the request does not qualify as an Interconnection or Network Element or is otherwise not required to be provided under the Act. However, if the preliminary analysis is determined to be of such complexity that it causes BellSouth to expend inordinate resources, a fee will be levied upon South Georgia Pre-Paid and collected prior to the beginning of the preliminary analysis and the thirty (30) business days will



begin upon receipt of the fee. In addition to the preliminary analysis, an explanation of the fee will be provided.

- 5.0 South Georgia Pre-Paid may cancel a BFR or NBR at any time. If South Georgia Pre-Paid cancels the request more than three (3) business days after submitting it, South Georgia Pre-Paid shall pay BellSouth's reasonable and demonstrable costs of processing and/or implementing the BFR or NBR up to the date of cancellation. If South Georgia Pre-Paid does not cancel a BFR or NBR, South Georgia Pre-Paid shall pay BellSouth's reasonable and demonstrable costs of processing and implementing the request.
- 6.0 BellSouth shall propose a firm price quote and a detailed implementation plan for BFRs within thirty (30) business days of South Georgia Pre-Paid's acceptance of the preliminary analysis. BellSouth shall propose a firm price and a detailed implementation plan for NBRs within sixty (60) business days of South Georgia Pre-Paid's acceptance of the preliminary analysis.
- 7.0 If South Georgia Pre-Paid accepts the preliminary analysis, BellSouth shall proceed with South Georgia Pre-Paid's BFR or NBR, and South Georgia Pre-Paid agrees to pay the non-refundable amount identified in the preliminary analysis for the initial work required to develop the project plan, create the design parameters, and establish all activities and resources required to complete the BFR or NBR. These costs will be referred to as "development" costs. The development costs identified in the preliminary analysis are fixed. If South Georgia Pre-Paid cancels a BFR or NBR after BellSouth has received South Georgia Pre-Paid's acceptance of the preliminary analysis, South Georgia Pre-Paid agrees to pay BellSouth the reasonable, demonstrable, and actual costs, if any, directly related to complying with South Georgia Pre-Paid's BFR or NBR up to the date of cancellation, to the extent such costs were not included in the non-refundable amount set forth above.
- 8.0 If South Georgia Pre-Paid believes that BellSouth's firm price quote is not consistent with the requirements of the Act, South Georgia Pre-Paid may seek FCC or state Commission arbitration of its request, as appropriate. Any such arbitration applicable to Network Elements and/or Interconnection shall be conducted in accordance with standards prescribed in Section 252 of the Act.
- 9.0 Unless South Georgia Pre-Paid agrees otherwise, all prices shall be consistent with the pricing principles of the Act, FCC and/or the State Commission.

- 10.0 If either Party to a BFR or NBR believes that the other Party is not requesting, negotiating, or processing the Bona Fide Request in good faith, or disputes a determination, or price or cost quote, such Party may seek FCC or state Commission resolution of the dispute, as appropriate.
- 11.0 Upon agreement to the terms of a BFR or NBR, an amendment to the Agreement may be required.