

MFN AGREEMENT

This MFN Agreement ("MFN Agreement"), which shall be filed with and is subject to approval by the State Commission and shall become effective ten (10) days after approval by such Commission ("Effective Date"), is entered into by and between Capital Communications Consultants, Inc. ("CLEC"), a Georgia Corporation on behalf of itself, and BellSouth Telecommunications, Inc. d/b/a AT&T Kentucky ("AT&T"), having an office at 675 W. Peachtree Street, Atlanta, Georgia, 30375, on behalf of itself and its successors and assigns.

WHEREAS, the Telecommunications Act of 1996 (the "Act") was signed into law on February 8, 1996; and

WHEREAS, CLEC has requested that AT&T make available the Interconnection Agreement in its entirety executed between AT&T and Image Access, Inc. d/b/a NewPhone dated March 20, 2006 for the State of Kentucky ("Interconnection Agreement").

WHEREAS, pursuant to Section 252(i) of the Act, for purposes of this MFN Agreement, CLEC has adopted the Interconnection Agreement for the State of Kentucky;

NOW, THEREFORE, in consideration of the promises and mutual covenants of this MFN Agreement, CLEC and AT&T hereby agree as follows:

1. **AT&T-9STATE** shall be defined as the States of Alabama, Florida, Georgia, Kentucky, Louisiana, Mississippi, North Carolina, South Carolina and Tennessee.
2. CLEC and AT&T shall adopt in its entirety the Interconnection Agreement dated March 20, 2006 and any and all amendments to said Interconnection Agreement executed and approved by the appropriate state regulatory commission as of the date of the execution of this MFN Agreement. The Interconnection Agreement and all amendments are attached hereto as Exhibit 1 and incorporated herein by this reference. The adoption of this Interconnection Agreement with amendment(s) consists of the following:

| ITEM | NO. PAGES |
|--|--------------|
| Adoption Papers | 2 |
| Signature Page | 1 |
| Exhibit 1 Cover Page | 1 |
| Image Access, Inc. d/b/a NewPhone Agreement | 408 |
| Amendment - Extend Term to 061812 – Effective 03/31/09 | 2 |
| TOTAL | 414 |

3. In the event that CLEC consists of two (2) or more separate entities as set forth in the preamble to this MFN Agreement, all such entities shall be jointly and severally liable for the obligations of CLEC under this MFN Agreement.
4. The term of this MFN Agreement shall be from the Effective Date as set forth above and shall expire as set forth in Section 2 of the General Terms and Conditions of the Interconnection Agreement. For the purposes of determining the expiration date of this MFN Agreement, the expiration date shall be April 18, 2012.
5. CLEC shall accept and incorporate any approved amendments to the Interconnection Agreement executed as a result of any final judicial, regulatory, or legislative action.
6. In entering into this MFN Agreement, the Parties acknowledge and agree that neither Party waives, and each Party expressly reserves, any of its rights, remedies or arguments it may have at law or under the intervening law or regulatory change provisions in this MFN Agreement with respect to any orders, decisions, legislation or proceedings and any remands by the FCC, state utility commission, court, legislature or other governmental body including, without limitation, any such orders, decisions, legislation, proceedings, and remands which were issued, released or became effective prior to the

Effective Date of this MFN Agreement, or which the Parties have not yet fully incorporated into this Agreement or which may be the subject of further government review.

7. Every notice, consent or approval of a legal nature, required or permitted by this MFN Agreement shall be in writing and shall be delivered either by hand, by overnight courier or by US mail postage prepaid addressed to:

To AT&T:

Contract Management
ATTN: Notices Manager
311 S. Akard, 9th Floor
Dallas, TX 75202-5398
Facsimile Number: 214-464-2006

With a Copy To:

Business Markets Attorney
Suite 4300
675 W. Peachtree St.
Atlanta, GA 30375


To CLEC:

Bryan Michael
Suite 10
7320 Old Clinton Highway
Knoxville, TN 37921
Facsimile Number: 866-422-5386

or at such other address as the intended recipient previously shall have designated by written notice to the other Party. Where specifically required, notices shall be by certified or registered mail. Unless otherwise provided in this MFN Agreement, notice by mail shall be effective on the date it is officially recorded as delivered by return receipt or equivalent, and in the absence of such record of delivery, it shall be presumed to have been delivered the fifth day, or next business day after the fifth day, after it was deposited in the mails.

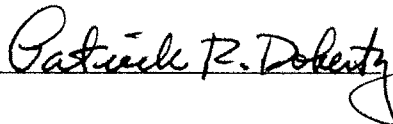
Capital Communications Consultants, Inc.

BellSouth Telecommunications, Inc. d/b/a
AT&T Kentucky by AT&T Services, Inc., its
authorized agent

By: 
Name: Bryan Michael

Title: CEO/President

Date: January 6, 2011

By: 
Name: Patrick R. Doherty

Title: Director - Regulatory

Date: 1-11-11

EXHIBIT 1



at&t

WHOLESALE AGREEMENT

Customer Name: Image Access, Inc. d/b/a NewPhone

| | |
|--|-----|
| Image Access 2006 IA | 2 |
| Table of Contents | 3 |
| General_Terms_and_Conditions | 5 |
| Signature Page | 25 |
| Att1-Resale | 26 |
| Att 1 - Resale Discounts & Rates | 46 |
| Att 2 - Network Elements & Other Services | 55 |
| newAtt2-NetworkElementRates-ExhA | 98 |
| newAtt2-NetworkElementRates-ExhB | 180 |
| Att 3 - Network Interconnection | 198 |
| Att 3 - Network Element Rates | 228 |
| Att 4 - Collocation | 246 |
| Att 4 - Collocation Rates - Exhibit B | 299 |
| Att 5 - Access to Numbers and Number Portability | 345 |
| image Access Att 6Ordering | 351 |
| Att7 Billing Redline image access | 360 |
| Att 7 - CMDS Rates | 380 |
| Att 8 - Rights of Way | 389 |
| Att 9 Perf Meas Intro | 391 |
| Att 10 - Disaster Recovery Plan | 393 |
| Att 11 - BFR and NBR Process | 402 |
| Image Access GA Rate Remand Order | 409 |
| Image Access 2009 ICA Extension | 428 |

Interconnection Agreement
Between
BellSouth Telecommunications, Inc.
and
Image Access, Inc. d/b/a NewPhone

TABLE OF CONTENTS

General Terms and Conditions

Definitions

- 1. CLEC Certification**
- 2. Term of the Agreement**
- 3. Nondiscriminatory Access .**
- 4. Court Ordered Requests for Call Detail Records and Other Subscriber Information**
- 5. Liability and Indemnification**
- 6. Intellectual Property Rights and Indemnification**
- 7. Proprietary and Confidential Information**
- 8. Resolution of Disputes**
- 9. Taxes**
- 10. Force Majeure**
- 11. Adoption of Agreements**
- 12. Modification of Agreement**
- 13. Legal Rights**
- 14. Indivisibility**
- 15. Severability**
- 16. Non-Waivers**
- 17. Governing Law**
- 18. Assignments and Transfers**
- 19. Notices**
- 20. Rule of Construction**
- 21. Headings of No Force or Effect**
- 22. Multiple Counterparts**
- 23. Filing of Agreement**
- 24. Compliance with Law**
- 25. Necessary Approvals**
- 26. Good Faith Performance**
- 27. Rates**
- 28. Rate True-Up**
- 29. Survival**
- 30. Entire Agreement**

TABLE OF CONTENTS (cont'd)

Attachment 1 - Resale

Attachment 2 - Network Elements and Other Services

Attachment 3 - Network Interconnection

Attachment 4 - Collocation

Attachment 5 - Access to Numbers and Number Portability

Attachment 6 – Pre-Ordering, Ordering, Provisioning and Maintenance and Repair

Attachment 7 - Billing

Attachment 8 - Rights-of-Way, Conduits and Pole Attachments

Attachment 9 - Performance Measurements

Attachment 10- BellSouth Disaster Recovery Plan

Attachment 11–Bona Fide Request and New Business Request Process

AGREEMENT GENERAL TERMS AND CONDITIONS

THIS AGREEMENT is made by and between BellSouth Telecommunications, Inc., (BellSouth), a Georgia corporation, and Image Access, Inc. d/b/a NewPhone and in Florida, Image Access, Inc. d/b/a NewPhone, Inc. (Image Access), a Louisiana corporation, and shall be effective on the Effective Date, as defined herein. This Agreement may refer to either BellSouth or Image Access or both as a “Party” or “Parties.”

W I T N E S S E T H

WHEREAS, BellSouth is a local exchange telecommunications company authorized to provide Telecommunications Services (as defined below) in the states of Alabama, Florida, Georgia, Kentucky, Louisiana, Mississippi, North Carolina, South Carolina and Tennessee; and

WHEREAS, Image Access is or seeks to become a CLEC authorized to provide telecommunications services in the states of Alabama, Florida, Georgia, Kentucky, Louisiana, Mississippi, North Carolina, South Carolina, and Tennessee; and

WHEREAS, Image Access wishes to resell certain BellSouth’s Telecommunications Services as set forth in Attachment 1, purchase Network Elements and Other Services as set forth in Attachment 2, and, primarily in connection therewith, may wish to utilize collocation space as set forth in Attachment 4 of this Agreement; and;

WHEREAS, the Parties wish to interconnect their facilities, exchange traffic and perform Local Number Portability (“LNP”) pursuant to and consistent with the rights and obligations set forth in Sections 251 and 252 of the Act.

NOW THEREFORE, in consideration of the mutual agreements contained herein, BellSouth and Image Access agree as follows:

Definitions

Affiliate is defined as a person that (directly or indirectly) owns or controls, is owned or controlled by, or is under common ownership or control with, another person. For purposes of this paragraph, the term “own” means to own an equity interest (or equivalent thereof) of more than 10 percent.

Commission is defined as the appropriate regulatory agency in each state of BellSouth’s nine-state region (Alabama, Florida, Georgia, Kentucky, Louisiana, Mississippi, North Carolina, South Carolina, and Tennessee).

Competitive Local Exchange Carrier (CLEC) means a telephone company certificated by the Commission to provide local exchange service within BellSouth's franchised area.

Effective Date is defined as the date that the Agreement is effective for purposes of rates, terms and conditions and shall be thirty (30) days after the date of the last signature executing the Agreement. Future amendments for rate changes will also be effective thirty (30) days after the date of the last signature executing the amendment.

End User means the ultimate user of the Telecommunications Service.

FCC means the Federal Communications Commission.

Telecommunications means the transmission, between or among points specified by the user, of information of the user's choosing, without change in the form or content of the information as sent and received.

Telecommunications Service means the offering of telecommunications for a fee directly to the public, or to such classes of users as to be effectively available directly to the public, regardless of the facilities used.

Telecommunications Act of 1996 (Act) means Public Law 104-104 of the United States Congress effective February 8, 1996. The Act amended the Communications Act of 1934 (47 U.S.C. Section 1 et. seq.).

1. CLEC Certification

- 1.1 Image Access agrees to provide BellSouth in writing Image Access's CLEC certification for all states covered by this Agreement except Kentucky prior to BellSouth filing this Agreement with the appropriate Commission for approval.
- 1.2 To the extent Image Access is not certified as a CLEC in each state covered by this Agreement as of the execution hereof, Image Access may not purchase services hereunder in that state. Image Access will notify BellSouth in writing and provide CLEC certification when it becomes certified to operate in any other state covered by this Agreement and upon receipt thereof, Image Access may thereafter purchase services pursuant to this Agreement in that state. BellSouth will file this Agreement with the appropriate Commission for approval. Image Access shall provide an effective certification to do business issued by the secretary of state or equivalent authority in each state covered by this Agreement.
- 1.3 Should Image Access's Commission or secretary of state (or equivalent authority) certification in any state be rescinded or otherwise terminated, BellSouth may, at its election, suspend or terminate this Agreement immediately in such state and all monies owed on all outstanding invoices for services provided in such state shall

become due. Additionally, BellSouth may refuse to provide services hereunder in that state until certification is reinstated in that state, provided such notification is made prior to expiration of the term of this Agreement. Image Access shall provide an effective certification to do business issued by the secretary of state or equivalent authority in each state covered by this Agreement.

2. Term of the Agreement

- 2.1 The initial term of this Agreement shall be three years, beginning on the Effective Date and shall apply to the BellSouth territory in the state(s) of Alabama, Florida, Georgia, Kentucky, Louisiana, Mississippi, North Carolina, South Carolina and Tennessee. Notwithstanding any prior agreement of the Parties, the rates, terms and conditions of this Agreement shall not be applied retroactively prior to the Effective Date.
- 2.2 The Parties agree that by no earlier than two hundred seventy (270) days and no later than one hundred and eighty (180) days prior to the expiration of the initial term of this Agreement, they shall commence negotiations for a new agreement to be effective beginning on the expiration date of this Agreement (Subsequent Agreement). If as of the expiration of the initial term of this Agreement, a Subsequent Agreement has not been executed by the Parties, then except as set forth in Sections 2.3.1 and 2.3.2 below, this Agreement shall continue on a month-to-month basis while a Subsequent Agreement is being negotiated. The Parties' rights and obligations with respect to this Agreement after expiration of the initial term shall be as set forth in Section 2.3 below.
- 2.3 If, within one hundred and thirty-five (135) days of commencing the negotiation referred to in Section 2.2 above, the Parties are unable to negotiate new terms, conditions and prices for a Subsequent Agreement, either Party may petition the Commission to establish appropriate rates, terms and conditions for the Subsequent Agreement pursuant to 47 U.S.C. 252.
- 2.3.1 Image Access may request termination of this Agreement only if it is no longer purchasing services pursuant to this Agreement. Except as set forth in Section 2.3.2 below, notwithstanding the foregoing, in the event that as of the date of expiration of the initial term of this Agreement and conversion of this Agreement to a month-to-month term, the Parties have not entered into a Subsequent Agreement and no arbitration proceeding has been filed in accordance with 2.3 above, then BellSouth may terminate this Agreement upon sixty (60) days notice to Image Access. In the event that BellSouth terminates this Agreement as provided above, BellSouth shall continue to offer services to Image Access pursuant to the rates, terms and conditions set forth in BellSouth's then current standard interconnection agreement. In the event that BellSouth's standard interconnection agreement becomes effective between the Parties, the Parties may continue to negotiate a Subsequent Agreement.

- 2.3.2 Notwithstanding Section 2.3 above, in the event that as of the expiration of the initial term of this Agreement the Parties have not entered into a Subsequent Agreement and no arbitration proceeding has been filed in accordance with Section 2.2 above and BellSouth is not providing any services under this Agreement as of the date of expiration of the initial term of this Agreement, then this Agreement shall not continue on a month to month basis but shall be deemed terminated as of the expiration date hereof.
- 2.4 In addition to as otherwise set forth in this Agreement, and subject to compliance with the Dispute Resolution procedures set forth in Section 8 below, BellSouth reserves the right to suspend access to ordering systems, refuse to process additional or pending applications for service, or terminate service in the event prohibited, unlawful or improper use of BellSouth's facilities or service, abuse of BellSouth's facilities or any other material breach of this Agreement has been committed by Image Access, and all monies owed on all outstanding invoices shall become due.
- 2.5 If, at any time during the term of this Agreement, BellSouth is unable to contact Image Access pursuant to the Notices provision hereof or any other contact information provided by Image Access under this Agreement, and there are no active services being provisioned or provided under this Agreement, then BellSouth may, at its discretion, terminate this Agreement, without any liability whatsoever, upon sending of notification to Image Access pursuant to the Notices section hereof.

3. Nondiscriminatory Access

When Image Access purchases Telecommunications Services from BellSouth pursuant to Attachment 1 of this Agreement for the purposes of resale to End Users, such services shall be equal in quality, subject to the same conditions, and provided within the same provisioning time intervals that BellSouth provides to others, including its End Users. To the extent technically feasible, the quality of a Network Element, as well as the quality of the access to such Network Element provided by BellSouth to Image Access shall be at least equal to that which BellSouth provides to itself and shall be the same for all Telecommunications carriers requesting access to that Network Element. The quality of the interconnection between the network of BellSouth and the network of Image Access shall be at a level that is equal to that which BellSouth provides itself, a subsidiary, an Affiliate, or any other party. The interconnection facilities shall be designed to meet the same technical criteria and service standards that are used within BellSouth's network and shall extend to a consideration of service quality as perceived by BellSouth's End Users and service quality as perceived by Image Access.

4 Court Ordered Requests for Call Detail Records and Other Subscriber Information

- 4.1 Subpoenas Directed to BellSouth. Where BellSouth provides resold services for Image Access, or, if applicable under this Agreement, switching, BellSouth shall respond to subpoenas and court ordered requests delivered directly to BellSouth for the purpose of providing call detail records when the targeted telephone numbers belong to Image Access End Users. Billing for such requests will be generated by BellSouth and directed to the law enforcement agency initiating the request. BellSouth shall maintain such information for Image Access End Users for the same length of time it maintains such information for its own End Users.
- 4.2 Subpoenas Directed to Image Access. Where BellSouth is providing resold services to Image Access, or, if applicable under this Agreement, switching, then Image Access agrees that in those cases where Image Access receives subpoenas or court ordered requests regarding targeted telephone numbers belonging to Image Access End Users, and where Image Access does not have the requested information, Image Access will advise the law enforcement agency initiating the request to redirect the subpoena or court ordered request to BellSouth for handling in accordance with 4.1 above.
- 4.3 In all other instances, where either Party receives a request for information involving the other Party's End User, the Party receiving the request will advise the law enforcement agency initiating the request to redirect such request to the other Party.
- 5 Liability and Indemnification**
- 5.1 Image Access Liability. In the event that Image Access consists of two (2) or more separate entities as set forth in this Agreement and/or any Amendments hereto, or any third party places orders under this Agreement using Image Access's company codes or identifiers, all such entities shall be jointly and severally liable for the obligations of Image Access under this Agreement.
- 5.2 Liability for Acts or Omissions of Third Parties. Neither Party shall be liable to the other Party for any act or omission of another entity not a party to this Agreement.
- 5.3 Limitation of Liability. Except for any indemnification obligations of the Parties hereunder, and except for any amounts due to Image Access pursuant to Attachment 9 hereof, each Party's liability to the other for any loss, cost, claim, injury, liability or expense, including reasonable attorneys' fees relating to or arising out of any cause whatsoever, whether based in contract, negligence or other tort, strict liability or otherwise, relating to the performance of this Agreement, shall not exceed a credit for the actual cost of the services or functions not performed or improperly performed. Any amounts paid to Image Access pursuant to Attachment 9 hereof shall be credited against any damages otherwise payable to Image Access pursuant to this Agreement.
- 5.3.1 Limitations in Tariffs. A Party may, in its sole discretion, provide in its tariffs and contracts with its End Users and third parties that relate to any service, product or

function provided or contemplated under this Agreement, that to the maximum extent permitted by Applicable Law, such Party shall not be liable to the End User or third party for (i) any loss relating to or arising out of this Agreement, whether in contract, tort or otherwise, that exceeds the amount such Party would have charged that applicable person for the service, product or function that gave rise to such loss and (ii) consequential damages. To the extent that a Party elects not to place in its tariffs or contracts such limitations of liability, and the other Party incurs a loss as a result thereof, such Party shall, except to the extent caused by the other Party's gross negligence or willful misconduct, indemnify and reimburse the other Party for that portion of the loss that would have been limited had the first Party included in its tariffs and contracts the limitations of liability that such other Party included in its own tariffs at the time of such loss.

5.3.2 Neither BellSouth nor Image Access shall be liable for damages to the other Party's terminal location, equipment or End User premises resulting from the furnishing of a service, including, but not limited to, the installation and removal of equipment or associated wiring, except to the extent caused by a Party's negligence or willful misconduct or by a Party's failure to ground properly a local loop after disconnection.

5.3.3 Under no circumstance shall a Party be responsible or liable for indirect, incidental, or consequential damages, including, but not limited to, economic loss or lost business or profits, damages arising from the use or performance of equipment or software, or the loss of use of software or equipment, or accessories attached thereto, delay, error, or loss of data. In connection with this limitation of liability, each Party recognizes that the other Party may, from time to time, provide advice, make recommendations, or supply other analyses related to the services or facilities described in this Agreement, and, while each Party shall use diligent efforts in this regard, the Parties acknowledge and agree that this limitation of liability shall apply to provision of such advice, recommendations, and analyses.

5.3.4 To the extent any specific provision of this Agreement purports to impose liability, or limitation of liability, on either Party different from or in conflict with the liability or limitation of liability set forth in this Section, then with respect to any facts or circumstances covered by such specific provisions, the liability or limitation of liability contained in such specific provision shall apply.

5.4 Indemnification for Certain Claims. Except to the extent caused by the indemnified Party's gross negligence or willful misconduct, the Party providing services hereunder, its Affiliates and its parent company, shall be indemnified, defended and held harmless by the Party receiving services hereunder against any claim, loss or damage arising from the receiving Party's use of the services provided under this Agreement pertaining to (1) claims for libel, slander or invasion of privacy arising from the content of the receiving Party's own communications, or (2) any claim, loss or damage claimed by the End User of the Party receiving services arising from such company's use or reliance on the

providing Party's services, actions, duties, or obligations arising out of this Agreement.

- 5.5 Disclaimer. EXCEPT AS SPECIFICALLY PROVIDED TO THE CONTRARY IN THIS AGREEMENT, NEITHER PARTY MAKES ANY REPRESENTATIONS OR WARRANTIES TO THE OTHER PARTY CONCERNING THE SPECIFIC QUALITY OF ANY SERVICES, OR FACILITIES PROVIDED UNDER THIS AGREEMENT. THE PARTIES DISCLAIM, WITHOUT LIMITATION, ANY WARRANTY OR GUARANTEE OF MERCHANTABILITY OR FITNESS FOR A PARTICULAR PURPOSE, ARISING FROM COURSE OF PERFORMANCE, COURSE OF DEALING, OR FROM USAGES OF TRADE.

6 Intellectual Property Rights and Indemnification

- 6.1 No License. Except as expressly set forth in Section 6.2, no patent, copyright, trademark or other proprietary right is licensed, granted or otherwise transferred by this Agreement. The Parties are strictly prohibited from any use, including but not limited to, in the selling, marketing, promoting or advertising of telecommunications services, of any name, service mark, logo or trademark (collectively, the "Marks") of the other Party. The Marks include those Marks owned directly by a Party or its Affiliate(s) and those Marks that a Party has a legal and valid license to use. The Parties acknowledge that they are separate and distinct and that each provides a separate and distinct service and agree that neither Party may, expressly or impliedly, state, advertise or market that it is or offers the same service as the other Party or engage in any other activity that may result in a likelihood of confusion between its own service and the service of the other Party.

- 6.2 Ownership of Intellectual Property. Any intellectual property that originates from or is developed by a Party shall remain the exclusive property of that Party. Except for a limited, non-assignable, non-exclusive, non-transferable license to use patents or copyrights to the extent necessary for the Parties to use any facilities or equipment (including software) or to receive any service solely as provided under this Agreement, no license in patent, copyright, trademark or trade secret, or other proprietary or intellectual property right, now or hereafter owned, controlled or licensable by a Party, is granted to the other Party. Neither shall it be implied nor arise by estoppel. Any trademark, copyright or other proprietary notices appearing in association with the use of any facilities or equipment (including software) shall remain on the documentation, material, product, service, equipment or software. It is the responsibility of each Party to ensure at no additional cost to the other Party that it has obtained any necessary licenses in relation to intellectual property of third Parties used in its network that may be required to enable the other Party to use any facilities or equipment (including software), to receive any service, or to perform its respective obligations under this Agreement.

- 6.3 Intellectual Property Remedies

- 6.3.1 Indemnification. The Party providing a service pursuant to this Agreement will defend the Party receiving such service or data provided as a result of such service against claims of infringement arising solely from the use by the receiving Party of such service in the manner contemplated under this Agreement and will indemnify the receiving Party for any damages awarded based solely on such claims in accordance with Section 5 preceding.
- 6.3.2 Claim of Infringement. In the event that use of any facilities or equipment (including software), becomes, or in the reasonable judgment of the Party who owns the affected network is likely to become, the subject of a claim, action, suit, or proceeding based on intellectual property infringement, then said Party, promptly and at its sole expense and sole option, but subject to the limitations of liability set forth below, shall:
- 6.3.2.1 modify or replace the applicable facilities or equipment (including software) while maintaining form and function, or
- 6.3.2.2 obtain a license sufficient to allow such use to continue.
- 6.3.2.3 In the event Section 6.3.2.1 or 6.3.2.2 are commercially unreasonable, then said Party may terminate, upon reasonable notice, this contract with respect to use of, or services provided through use of, the affected facilities or equipment (including software), but solely to the extent required to avoid the infringement claim.
- 6.3.3 Exception to Obligations. Neither Party's obligations under this Section shall apply to the extent the infringement is caused by: (i) modification of the facilities or equipment (including software) by the indemnitee; (ii) use by the indemnitee of the facilities or equipment (including software) in combination with equipment or facilities (including software) not provided or authorized by the indemnitor, provided the facilities or equipment (including software) would not be infringing if used alone; (iii) conformance to specifications of the indemnitee which would necessarily result in infringement; or (iv) continued use by the indemnitee of the affected facilities or equipment (including software) after being placed on notice to discontinue use as set forth herein.
- 6.3.4 Exclusive Remedy. The foregoing shall constitute the Parties' sole and exclusive remedies and obligations with respect to a third party claim of intellectual property infringement arising out of the conduct of business under this Agreement.
- 6.3.5 Dispute Resolution. Any claim arising under Section 6.1 and 6.2 shall be excluded from the dispute resolution procedures set forth in Section 8 and shall be brought in a court of competent jurisdiction.

7 Proprietary and Confidential Information

- 7.1 Proprietary and Confidential Information. It may be necessary for BellSouth and Image Access, each as the "Discloser," to provide to the other Party, as

“Recipient,” certain proprietary and confidential information (including trade secret information) including but not limited to technical, financial, marketing, staffing and business plans and information, strategic information, proposals, request for proposals, specifications, drawings, maps, prices, costs, costing methodologies, procedures, processes, business systems, software programs, techniques, customer account data, call detail records and like information (collectively the “Information”). All such Information conveyed in writing or other tangible form shall be clearly marked with a confidential or proprietary legend. Information conveyed orally by the Discloser to Recipient shall be designated as proprietary and confidential at the time of such oral conveyance, shall be reduced to writing by the Discloser within forty-five (45) days thereafter, and shall be clearly marked with a confidential or proprietary legend.

- 7.2 Use and Protection of Information. Recipient agrees to protect such Information of the Discloser provided to Recipient from whatever source from distribution, disclosure or dissemination to anyone except employees of Recipient with a need to know such Information solely in conjunction with Recipient’s analysis of the Information and for no other purpose except as authorized herein or as otherwise authorized in writing by the Discloser. Recipient will not make any copies of the Information inspected by it.
- 7.3 Exceptions. Recipient will not have an obligation to protect any portion of the Information which:
- 7.3.1 (a) is made publicly available by the Discloser or lawfully by a nonparty to this Agreement; (b) is lawfully obtained by Recipient from any source other than Discloser; (c) is previously known to Recipient without an obligation to keep it confidential; or (d) is released from the terms of this Agreement by Discloser upon written notice to Recipient.
- 7.4 Recipient agrees to use the Information solely for the purposes of negotiations pursuant to 47 U.S.C. 251 or in performing its obligations under this Agreement and for no other entity or purpose, except as may be otherwise agreed to in writing by the Parties. Nothing herein shall prohibit Recipient from providing information requested by the FCC or a state regulatory agency with jurisdiction over this matter, or to support a request for arbitration or an allegation of failure to negotiate in good faith.
- 7.5 Recipient agrees not to publish or use the Information for any advertising, sales or marketing promotions, press releases, or publicity matters that refer either directly or indirectly to the Information or to the Discloser or any of its affiliated companies.
- 7.6 The disclosure of Information neither grants nor implies any license to the Recipient under any trademark, patent, copyright, application or other intellectual property right that is now or may hereafter be owned by the Discloser.

- 7.7 Survival of Confidentiality Obligations. The Parties' rights and obligations under this Section 7 shall survive and continue in effect until two (2) years after the expiration or termination date of this Agreement with regard to all Information exchanged during the term of this Agreement. Thereafter, the Parties' rights and obligations hereunder survive and continue in effect with respect to any Information that is a trade secret under applicable law.

8 Resolution of Disputes

- 8.1 Except for procedures that outline the resolution of billing disputes which are set forth in Section 2 of Attachment 7 or as otherwise set forth in this Agreement, each Party agrees to notify the other Party in writing of a dispute concerning this Agreement. If the Parties are unable to resolve the issues relating to the dispute in the normal course of business then either Party shall file a complaint with the Commission or FCC to resolve such issues or, as explicitly otherwise provided for in this Agreement, may proceed with any other remedy pursuant to law or equity as provided for in this Section 8.
- 8.2 Except as otherwise stated in this Agreement, or for such matters which lie outside the jurisdiction or expertise of the Commission or FCC, if any dispute arises as to the enforcement of terms and conditions of this Agreement, and/or as to the interpretation of any provision of this Agreement, the aggrieved Party, to the extent seeking resolution of such dispute, must seek such resolution before the Commission or FCC in accordance with the Act. Each Party reserves any rights it may have to seek judicial review of any ruling made by the Commission or FCC concerning this Agreement. Either Party may seek expedited resolution by the Commission or FCC. Until the dispute is finally resolved pursuant to an effective order, each Party shall continue to perform its obligations under this Agreement, and the Parties shall continue to provide the services and payments as prior to the dispute pursuant to the terms of this Agreement.
- 8.3 Except to the extent the Commission or FCC is authorized to grant temporary equitable relief with respect to a dispute arising as to the enforcement of terms and conditions of this Agreement, and/or as to the interpretation of any provision of this Agreement, this Section 8 shall not prevent either Party from seeking any temporary equitable relief, including a temporary restraining order, in a court of competent jurisdiction.
- 8.4 In addition to Sections 8.1 and 8.2 above, each Party shall have the right to seek legal and equitable remedies on any and all legal and equitable theories in any court of competent jurisdiction for any and all claims, causes of action, or other proceedings not arising: (i) as to the enforcement of any provision of this Agreement, or (ii) as to the enforcement or interpretation under applicable federal or state telecommunications law. Moreover, if the Commission or FCC would not have authority to grant an award of damages after issuing a ruling finding fault or liability in connection with a dispute under this Agreement, either Party may

pursue such award in any court of competent jurisdiction after such Commission or FCC finding.

9 Taxes

9.1 Definition. For purposes of this Section, the terms “taxes” and “fees” shall include but not be limited to federal, state or local sales, use, excise, gross receipts or other taxes or tax-like fees of whatever nature and however designated (including tariff surcharges and any fees, charges or other payments, contractual or otherwise, for the use of public streets or rights of way, whether designated as franchise fees or otherwise) imposed, or sought to be imposed, on or with respect to the services furnished hereunder or measured by the charges or payments therefore, excluding any taxes levied on income.

9.2 Taxes and Fees Imposed Directly On Either Providing Party or Purchasing Party. Taxes and fees imposed on the providing Party, which are not permitted or required to be passed on by the providing Party to its customer, shall be borne and paid by the providing Party.

9.2.1 Taxes and fees imposed on the purchasing Party, which are not required to be collected and/or remitted by the providing Party, shall be borne and paid by the purchasing Party.

9.3 Taxes and Fees Imposed on Purchasing Party But Collected And Remitted By Providing Party. Taxes and fees imposed on the purchasing Party shall be borne by the purchasing Party, even if the obligation to collect and/or remit such taxes or fees is placed on the providing Party.

9.3.1 To the extent permitted by applicable law, any such taxes and/or fees shall be shown on applicable billing documents between the Parties. Notwithstanding the foregoing, the purchasing Party shall remain liable for any such taxes and fees regardless of whether they are actually billed by the providing Party at the time that the respective service is billed.

9.3.2 If the purchasing Party determines that in its opinion any such taxes or fees are not payable, the providing Party shall not bill such taxes or fees to the purchasing Party if the purchasing Party provides written certification, reasonably satisfactory to the providing Party, stating that it is exempt or otherwise not subject to the tax or fee, setting forth the basis therefor, and satisfying any other requirements under applicable law. If any authority seeks to collect any such tax or fee that the purchasing Party has determined and certified not to be payable, or any such tax or fee that was not billed by the providing Party, the purchasing Party may contest the same in good faith, at its own expense. In any such contest, the purchasing Party shall promptly furnish the providing Party with copies of all filings in any proceeding, protest, or legal challenge, all rulings issued in connection therewith, and all correspondence between the purchasing Party and the taxing authority.

- 9.3.3 In the event that all or any portion of an amount sought to be collected must be paid in order to contest the imposition of any such tax or fee, or to avoid the existence of a lien on the assets of the providing Party during the pendency of such contest, the purchasing Party shall be responsible for such payment and shall be entitled to the benefit of any refund or recovery.
- 9.3.4 If it is ultimately determined that any additional amount of such a tax or fee is due to the imposing authority, the purchasing Party shall pay such additional amount, including any interest and penalties thereon.
- 9.3.5 Notwithstanding any provision to the contrary, the purchasing Party shall protect, indemnify and hold harmless (and defend at the purchasing Party's expense) the providing Party from and against any such tax or fee, interest or penalties thereon, or other charges or payable expenses (including reasonable attorney fees) with respect thereto, which are incurred by the providing Party in connection with any claim for or contest of any such tax or fee.
- 9.3.6 Each Party shall notify the other Party in writing of any assessment, proposed assessment or other claim for any additional amount of such a tax or fee by a taxing authority; such notice to be provided, if possible, at least ten (10) days prior to the date by which a response, protest or other appeal must be filed, but in no event later than thirty (30) days after receipt of such assessment, proposed assessment or claim.
- 9.4 Taxes and Fees Imposed on Providing Party But Passed On To Purchasing Party. Taxes and fees imposed on the providing Party, which are permitted or required to be passed on by the providing Party to its customer, shall be borne by the purchasing Party.
- 9.4.1 To the extent permitted by applicable law, any such taxes and/or fees shall be shown on applicable billing documents between the Parties. Notwithstanding the foregoing, the purchasing Party shall remain liable for any such taxes and fees regardless of whether they are actually billed by the providing Party at the time that the respective service is billed.
- 9.4.2 If the purchasing Party disagrees with the providing Party's determination as to the application or basis for any such tax or fee, the Parties shall consult with respect to the imposition and billing of such tax or fee. Notwithstanding the foregoing, the providing Party shall retain ultimate responsibility for determining whether and to what extent any such taxes or fees are applicable, and the purchasing Party shall abide by such determination and pay such taxes or fees to the providing Party. The providing Party shall further retain ultimate responsibility for determining whether and how to contest the imposition of such taxes and fees; provided, however, that any such contest undertaken at the request of the purchasing Party shall be at the purchasing Party's expense.

- 9.4.3 In the event that all or any portion of an amount sought to be collected must be paid in order to contest the imposition of any such tax or fee, or to avoid the existence of a lien on the assets of the providing Party during the pendency of such contest, the purchasing Party shall be responsible for such payment and shall be entitled to the benefit of any refund or recovery.
- 9.4.4 If it is ultimately determined that any additional amount of such a tax or fee is due to the imposing authority, the purchasing Party shall pay such additional amount, including any interest and penalties thereon.
- 9.4.5 Notwithstanding any provision to the contrary, the purchasing Party shall protect, indemnify and hold harmless (and defend at the purchasing Party's expense) the providing Party from and against any such tax or fee, interest or penalties thereon, or other reasonable charges or payable expenses (including reasonable attorneys' fees) with respect thereto, which are incurred by the providing Party in connection with any claim for or contest of any such tax or fee.
- 9.4.6 Each Party shall notify the other Party in writing of any assessment, proposed assessment or other claim for any additional amount of such a tax or fee by a taxing authority; such notice to be provided, if possible, at least ten (10) days prior to the date by which a response, protest or other appeal must be filed, but in no event later than thirty (30) days after receipt of such assessment, proposed assessment or claim.
- 9.5 Mutual Cooperation. In any contest of a tax or fee by one Party, the other Party shall cooperate fully by providing records, testimony and such additional information or assistance as may reasonably be necessary to pursue the contest. Further, the other Party shall be reimbursed for any reasonable and necessary out-of-pocket copying and travel expenses incurred in assisting in such contest.

10 **Force Majeure**

In the event performance of this Agreement, or any obligation hereunder, is either directly or indirectly prevented, restricted, or interfered with by reason of fire, flood, earthquake or like acts of God, wars, revolution, civil commotion, explosion, acts of public enemy, embargo, acts of the government in its sovereign capacity, labor difficulties, including without limitation, strikes, slowdowns, picketing, or boycotts, unavailability of equipment from vendor, changes requested by Image Access, or any other circumstances beyond the reasonable control and without the fault or negligence of the Party affected, the Party affected, upon giving prompt notice to the other Party, shall be excused from such performance on a day-to-day basis to the extent of such prevention, restriction, or interference (and the other Party shall likewise be excused from performance of its obligations on a day-to-day basis until the delay, restriction or interference has ceased); provided, however, that the Party so affected shall use diligent efforts to avoid or remove such causes of non-performance and both Parties shall proceed whenever such causes are removed or cease.

11 Adoption of Agreements

Pursuant to 47 USC § 252(i) and 47 C.F.R. § 51.809, BellSouth shall make available to Image Access any entire interconnection agreement filed and approved pursuant to 47 USC § 252. The adopted agreement shall apply to the same states as the agreement that was adopted, and the term of the adopted agreement shall expire on the same date as set forth in the agreement that was adopted.

12 Modification of Agreement

- 12.1 If Image Access changes its name or makes changes to its company structure or identity due to a merger, acquisition, transfer or any other reason, it is the responsibility of Image Access to notify BellSouth of said change, request that an amendment to this Agreement, if necessary, be executed to reflect said change and notify the appropriate state commission of such modification of company structure in accordance with the state rules governing such modification in company structure if applicable. Additionally, Image Access shall provide BellSouth with any necessary supporting documentation.
- 12.2 No modification, amendment, supplement to, or waiver of the Agreement or any of its provisions shall be effective and binding upon the Parties unless it is made in writing and duly signed by the Parties.
- 12.3 In the event that any effective legislative, regulatory, judicial or other legal action materially affects any material terms of this Agreement, or the ability of Image Access or BellSouth to perform any material terms of this Agreement, Image Access or BellSouth may, on thirty (30) days' written notice, require that such terms be renegotiated, and the Parties shall renegotiate in good faith such mutually acceptable new terms as may be required. In the event that such new terms are not renegotiated within forty-five (45) days after such notice, and either Party elects to pursue resolution of such amendment such Party shall pursue the Dispute Resolution procedure set forth in this Agreement.

13 Legal Rights

Execution of this Agreement by either Party does not confirm or imply that the executing Party agrees with any decision(s) issued pursuant to the Telecommunications Act of 1996 and the consequences of those decisions on specific language in this Agreement. Neither Party waives its rights to appeal or otherwise challenge any such decision(s) and each Party reserves all of its rights to pursue any and all legal and/or equitable remedies, including appeals of any such decision(s).

14 Indivisibility

Subject to Section 15 (Severability), the Parties intend that this Agreement be indivisible and nonseverable, and each of the Parties acknowledges that it has assented to all of the covenants and promises in this Agreement as a single whole

and that all of such covenants and promises, taken as a whole, constitute the essence of the contract. Without limiting the generality of the foregoing, each of the Parties acknowledges that any provision by BellSouth of collocation space under this Agreement is solely for the purpose of facilitating the provision of other services under this Agreement and that neither Party would have contracted with respect to the provisioning of collocation space under this Agreement if the covenants and promises of the other Party with respect to the other services provided under this Agreement had not been made. The Parties further acknowledge that this Agreement is intended to constitute a single transaction, that the obligations of the Parties under this Agreement are interdependent, and that payment obligations under this Agreement are intended to be recouped against other payment obligations under this Agreement.

15 Severability

If any provision of this Agreement, or part thereof, shall be held invalid or unenforceable in any respect, the remainder of the Agreement or provision shall not be affected thereby, provided that the Parties shall negotiate in good faith to reformulate such invalid provision, or part thereof, or related provision, to reflect as closely as possible the original intent of the parties, consistent with applicable law, and to effectuate such portions thereof as may be valid without defeating the intent of such provision. In the event the Parties are unable to mutually negotiate such replacement language, either Party may elect to pursue the dispute resolution process set forth in Section 8.

16 Non-Waivers

A failure or delay of either Party to enforce any of the provisions hereof, to exercise any option which is herein provided, or to require performance of any of the provisions hereof shall in no way be construed to be a waiver of such provisions or options, and each Party, notwithstanding such failure, shall have the right thereafter to insist upon the performance of any and all of the provisions of this Agreement.

17 Governing Law

Where applicable, this Agreement shall be governed by and construed in accordance with federal and state substantive telecommunications law, including rules and regulations of the FCC and appropriate Commission. In all other respects, this Agreement shall be governed by and construed and enforced in accordance with the laws of the State of Georgia without regard to its conflict of laws principles.

18 Assignments and Transfers

- 18.1 Any assignment by either Party to any entity of any right, obligation or duty, or of any other interest hereunder, in whole or in part, without the prior written consent

of the other Party shall be void. The assignee must provide evidence of a Commission approved certification to provide Telecommunications Service in each state that Image Access is entitled to provide Telecommunications Service. After BellSouth's consent, the Parties shall amend this Agreement to reflect such assignments and shall work cooperatively to implement any changes required due to such assignment. All obligations and duties of any Party under this Agreement shall be binding on all successors in interest and assigns of such Party. No assignment or delegation hereof shall relieve the assignor of its obligations under this Agreement in the event that the assignee fails to perform such obligations. Notwithstanding anything to the contrary in this Section, Image Access shall not be permitted to assign this Agreement in whole or in part to any entity unless either (1) Image Access pays all bills, past due and current, under this Agreement, or (2) Image Access's assignee expressly assumes liability for payment of such bills.

- 18.2 In the event that Image Access desires to transfer any services hereunder to another provider of Telecommunications Service, or Image Access desires to assume hereunder any services provisioned by BellSouth to another provider of Telecommunications Service, such transfer of services shall be subject to separately negotiated rates, terms and conditions.

19 Notices

- 19.1 With the exception of billing notices, governed by Attachment 7, every notice, consent or approval of a legal nature, required or permitted by this Agreement shall be in writing and shall be delivered either by hand, by overnight courier or by US mail postage prepaid, or email if an email address is listed below, addressed to:

BellSouth Telecommunications, Inc.

BellSouth Local Contract Manager
600 North 19th Street, 8th floor
Birmingham, AL 35203

and

ICS Attorney
Suite 4300
675 West Peachtree Street
Atlanta, GA 30375

Image Access, Inc. d/b/a NewPhone

Gene Dry
3525 North Causeway Blvd., Suite 501
Metairie, LA 70002
genedry@newphone.com

Paul F. Guarisco
Shirley, Ezell, Guarisco & Marionneaux, LLC
4609 Bluebonnet Blvd
Suite A
Baton Rouge, LA 70809
225-291-2770
PGuarisco@shirleyandezell.com

or at such other address as the intended recipient previously shall have designated by written notice to the other Party.

19.2 Unless otherwise provided in this Agreement, notice by mail shall be effective on the date it is officially recorded as delivered by return receipt or equivalent, and in the absence of such record of delivery, it shall be presumed to have been delivered the fifth day, or next business day after the fifth day, after it was deposited in the mails.

19.3 Notwithstanding the above, BellSouth will post to BellSouth's Interconnection Web site changes to business processes and policies and shall post to BellSouth's Interconnection Web site or submit through applicable electronic systems, other service and business related notices not requiring an amendment to this Agreement.

20 Rule of Construction

No rule of construction requiring interpretation against the drafting Party hereof shall apply in the interpretation of this Agreement.

21 Headings of No Force or Effect

The headings of Articles and Sections of this Agreement are for convenience of reference only, and shall in no way define, modify or restrict the meaning or interpretation of the terms or provisions of this Agreement.

22 Multiple Counterparts

This Agreement may be executed in multiple counterparts, each of which shall be deemed an original, but all of which shall together constitute but one and the same document.

23 Filing of Agreement

Upon execution of this Agreement it shall be filed with the appropriate state regulatory agency pursuant to the requirements of Section 252 of the Act, and the Parties shall share equally any filing fees therefor. If the regulatory agency imposes any filing or public interest notice fees regarding the filing or approval of the Agreement, Image Access shall be responsible for publishing the required

notice and the publication and/or notice costs shall be borne by Image Access. Notwithstanding the foregoing, this Agreement shall not be submitted for approval by the appropriate state regulatory agency unless and until such time as Image Access is duly certified as a local exchange carrier in such state, except as otherwise required by a Commission.

24 Compliance with Law

The Parties have negotiated their respective rights and obligations pursuant to substantive Federal and State Telecommunications law and this Agreement is intended to memorialize the Parties' mutual agreement with respect to each Party's rights and obligations under the Act and applicable FCC and Commission orders, rules and regulations. Each Party shall comply at its own expense with all other laws of general applicability.

25 Necessary Approvals

Each Party shall be responsible for obtaining and keeping in effect all approvals from, and rights granted by, governmental authorities, building and property owners, other carriers, and any other persons that may be required in connection with the performance of its obligations under this Agreement. Each Party shall reasonably cooperate with the other Party in obtaining and maintaining any required approvals and rights for which such Party is responsible.

26 Good Faith Performance

Each Party shall act in good faith in its performance under this Agreement and, in each case in which a Party's consent or agreement is required or requested hereunder, such Party shall not unreasonably withhold or delay such consent or agreement.

27. Rates

27.1 Image Access shall pay the charges set forth in this Agreement. In the event that BellSouth is unable to bill the applicable rate or no rate is established or included in this Agreement for any services provided pursuant to this Agreement, BellSouth reserves the right to back bill Image Access according to statute of limitations in each state for such rate or for the difference between the rate actually billed and the rate that should have been billed pursuant to this Agreement. To the extent a rate element is omitted or no rate is established, BellSouth has the right not to provision such service until the Agreement is amended to include such rate.

27.2 To the extent Image Access requests services not included in this Agreement, such services shall be provisioned pursuant to the rates, terms and conditions set forth in the applicable tariffs or a separately negotiated Agreement.

28 Rate True-Up

- 28.1 This section applies to rates that are expressly designated as subject to true-up under this Agreement.
- 28.2 The designated true-up rates shall be trued-up, either up or down, based on final prices determined either by further agreement between the Parties, or by a final and effective order of the Commission. The Parties shall implement the true-up by comparing the actual volumes and demand for each item, together with the designated true-up rates for each item, with the final prices determined for each item. Each Party shall keep its own records upon which the true-up can be based, and any final payment from one Party to the other shall be in an amount agreed upon by the Parties based on such records. In the event of any disagreement as between the records or the Parties regarding the amount of such true-up, the Parties shall submit the matter to the Dispute Resolution process in accordance with the provisions of this Agreement.
- 28.3 A final and effective order of the Commission that forms the basis of a true-up shall be based upon cost studies submitted by either or both Parties to the Commission and shall be binding upon BellSouth and Image Access specifically or upon all carriers generally, such as a generic cost proceeding.

29 Survival

The Parties' obligations under this Agreement which by their nature are intended to continue beyond the termination or expiration of this Agreement shall survive the termination or expiration of this Agreement.

30 Entire Agreement

- 30.1 This Agreement means the General Terms and Conditions, the Attachments identified in Section 30.2 below, and all documents identified therein, as such may be amended from time to time and which are incorporated herein by reference, all of which, when taken together, are intended to constitute one indivisible agreement. This Agreement sets forth the entire understanding and supersedes prior agreements between the Parties relating to the subject matter contained in this Agreement and merges all prior discussions between them. Any orders placed under prior agreements between the Parties shall be governed by the terms of such prior agreements between the Parties until the Effective Date of this Agreement and Image Access acknowledges and agrees that any and all amounts and obligations owed for services provisioned or orders placed under prior agreements between the Parties, shall be due and owing under such prior agreements between the Parties and be governed by the terms and conditions of the prior agreements between the Parties until the Effective Date of this Agreement at which time the orders and services will be governed by the terms and conditions of this Agreement. Neither Party shall be bound by any definition, condition, provision, representation, warranty, covenant or promise other than as expressly stated in this Agreement or as is contemporaneously or subsequently set forth in writing and

executed by a duly authorized officer or representative of the Party to be bound thereby.

30.2 This Agreement includes Attachments with provisions for the following:

Resale
Network Elements and Other Services
Network Interconnection
Collocation
Access to Numbers and Number Portability
Pre-Ordering, Ordering, Provisioning, Maintenance and Repair
Billing
Rights-of-Way, Conduits and Pole Attachments
Performance Measurements
BellSouth Disaster Recovery Plan
Bona Fide Request/New Business Request Process

30.3 Any reference throughout this Agreement to a tariff, industry guideline, BellSouth's technical guideline or reference, BellSouth business rule, guide or other such document containing processes or specifications applicable to the services provided pursuant to this agreement, shall be construed to refer to only those provisions thereof that are applicable to these services, and shall include any successor or replacement versions thereof, all as they are amended from time to time and all of which are incorporated herein by reference. References to state tariffs throughout this Agreement shall be to the tariff for the state in which the services were provisioned.

31. Local Dialing Parity

BellSouth shall provide local dialing parity as described in the Act and required by FCC.

IN WITNESS WHEREOF, the Parties have executed this Agreement the day and year written below.

BellSouth Telecommunications, Inc.

By: 

Name: Kristen E. Shore

Title: Director

Date: 3/20/06

**Image Access, Inc. d/b/a NewPhone
and in Florida, Image Access, Inc.
d/b/a NewPhone, Inc.**

By: 

Name: GENE DRY

Title: PRESIDENT

Date: 3/14/06

Attachment 1

Resale

Table of Contents

| | |
|---|------------------|
| 1. Discount Rates..... | 4 |
| 2. Definition of Terms | 4 |
| 3. General Provisions | 4 |
| 4 BellSouth's Provision of Services to Image Access | 7 |
| 5. Maintenance of Services | 8 |
| 6. Discontinuance of Service | 8 |
| 7. White Pages Listings..... | 9 |
| 8. Operator Services (Operator Call Processing and Directory Assistance) | 10 |
| 9. Branding for Wholesale OCP and DA | 12 |
| 10. LIDB..... | 13 |
| 11. Revenue Accounting Office (RAO) Hosting..... | 13 |
| 12. Optional Daily Usage File (ODUF)..... | 13 |
| 13. Enhanced Optional Daily Usage File (EODUF)..... | 13 |
| Resale Restrictions..... | Exhibit A |
| Optional Daily Usage File (ODUF) | Exhibit B |
| Enhanced Option Daily Usage File (EODUF) | Exhibit C |
| Resale Discounts and Rates..... | Exhibit D |

RESALE

1. Discount Rates

- 1.1 The discounts rates applied to Image Access's purchases of BellSouth Telecommunications Services for the purpose of resale shall be as set forth in Exhibit D. Such discounts have been determined by the applicable Commission to reflect the costs avoided by BellSouth when selling a service for wholesale purposes.
- 1.2 The Telecommunications Services available for purchase by Image Access for the purposes of resale to Image Access's customers shall be available at BellSouth's tariffed rates less the discount reflected in Exhibit D and subject to the exclusions and limitations in Exhibit A.

2. Definition of Terms

For purposes of this Attachment only, the following terms shall have the definitions as set forth below:

- 2.1 Customer of Record means the entity responsible for placing application for service; requesting additions, rearrangements, maintenance or discontinuance of service; payment in full of charges incurred such as nonrecurring, monthly recurring, toll, directory assistance, etc.
- 2.2 End User Customer Location means the physical location of the premises where a customer makes use of the Telecommunications Services.
- 2.3 New Services means functions, features or capabilities that are not currently offered by BellSouth. This includes packaging of existing services or combining a new function, feature or capability with an existing service.
- 2.4 Resale means an activity wherein a certificated CLEC, such as Image Access, subscribes to the retail Telecommunications Services of BellSouth and then offers those retail Telecommunications Services to the public.

3. General Provisions

- 3.1 All of the negotiated rates, terms and conditions set forth in this Attachment pertain to the resale of BellSouth's retail Telecommunications Services and other services specified in this Attachment. Subject to effective and applicable FCC and Commission rules and orders, BellSouth shall make available to Image Access for resale those Telecommunications Services BellSouth makes available, pursuant to its General Subscriber Services Tariff (GSST) and Private Line Services Tariff, to customers who are not Telecommunications carriers.
- 3.1.1 When Image Access provides Resale service in a cross boundary area (customer is physically located in a particular state and is served by a central office in an adjoining state) the rates, regulations and discounts for the state in which the serving central office is located will apply. Billing will be from the state in which the customer is located.
- 3.2 Image Access as a reseller of Lifeline and Link-Up Services hereby certifies that it has and will comply with the FCC requirements governing the Lifeline and

Link-Up programs as set forth in 47 C.F.R. § 54.417(a) and (b). This includes the requirements set forth in BellSouth's GSST, Sections A3.31 and A4.7.

- 3.2.1 Image Access shall maintain records to document FCC or applicable state eligibility and verification records to document compliance governing the Lifeline/Link-Up programs for the three (3) full preceding calendar years, and Image Access shall provide such documentation to the FCC or its Administrator upon request.
- 3.2.2 In Tennessee, if Image Access does not resell Lifeline service to any end users, and if Image Access agrees to order an appropriate Operator Services/Directory Assistance block as set forth in BellSouth's GSST, the discount shall be twenty-one point fifty-six percent (21.56%).
 - 3.2.2.1 In the event Image Access resells Lifeline service to any end user in Tennessee, BellSouth will begin applying the sixteen percent (16%) discount rate to all services. Upon Image Access and BellSouth's implementation of a billing arrangement whereby a separate Master Account (Q-account) associated with a separate OCN is established for billing of Lifeline service end users, the discount shall be applied as set forth in Section 3.2.2 above for the non-Lifeline affected Master Account (Q-account).
 - 3.2.2.2 Image Access must provide written notification to BellSouth within thirty (30) days prior to either providing its own operator services/directory services or ordering the appropriate operator services/directory assistance blocking, to qualify for the higher discount rate of twenty-one point fifty-six percent (21.56%).
- 3.3 Image Access may purchase resale services from BellSouth for its own use in operating its business. The resale discount will apply to those services under the following conditions:
 - 3.3.1 Image Access must resell services to other end users.
 - 3.3.2 Image Access cannot be a CLEC for the single purpose of selling to itself.
 - 3.3.3 Image Access will be the Customer of Record for all services purchased from BellSouth. Except as specified herein, BellSouth will take orders from, bill and receive payment from Image Access for said services.
- 3.4 Image Access will be BellSouth's single point of contact for all services purchased pursuant to this Agreement. BellSouth shall have no contact with the customer except to the extent provided for herein.
- 3.5 BellSouth will continue to bill the customer for any services that the customer specifies it wishes to receive directly from BellSouth. BellSouth maintains the right to serve directly any customer within the service area of Image Access. BellSouth will continue to market directly its own Telecommunications products and services and in doing so may establish independent relationships with customers of Image Access. Neither Party shall interfere with the right of any person or entity to obtain service directly from the other Party.
 - 3.5.1 BellSouth will accept a request from another CLEC for conversion of the customer's service from Image Access to such other CLEC. Upon completion of

the conversion BellSouth will notify Image Access that such conversion has been completed.

- 3.5.2 When a customer of Image Access or BellSouth elects to change his/her carrier to the other Party, both Parties agree to release the customer's service to the other Party concurrent with the due date of the service order, which shall be established based on the standard interval for the customer's requested service as set forth in the BellSouth Product and Services Interval Guide.
- 3.5.3 BellSouth and Image Access will refrain from contacting an customer who has placed or whose selected carrier has placed on the customer's behalf an order to change the customer's service provider from BellSouth or Image Access to the other Party until such time that the order for service has been completed.
- 3.6 Current telephone numbers may normally be retained by the customer and are assigned to the service furnished. However, neither Party nor the customer has a property right to the telephone number or any other call number designation associated with services furnished by BellSouth, and no right to the continuance of service through any particular central office. BellSouth reserves the right to change such numbers, or the central office designation associated with such numbers, or both, whenever BellSouth deems it necessary to do so in the conduct of its business and in accordance with BellSouth practices and procedures on a nondiscriminatory basis.
- 3.7 Service is furnished subject to the condition that it will not be used for any unlawful purpose.
- 3.8 Service will be discontinued if any law enforcement agency advises that the service being used is in violation of the law.
- 3.9 BellSouth can refuse service when it has grounds to believe that service will be used in violation of the law.
- 3.10 If Image Access or its customers utilize a BellSouth resold Telecommunications Service in a manner other than that for which the service was originally intended as described in BellSouth's retail tariffs Image Access has the responsibility to notify BellSouth. BellSouth will only provision and maintain said service consistent with the terms and conditions of the tariff describing said service.
- 3.11 Facilities and/or equipment utilized by BellSouth to provide service to Image Access remain the property of BellSouth.
- 3.12 Service Ordering and Operations Support Systems (OSS)
- 3.12.1 Image Access must order services through resale interfaces, i.e., the Local Carrier Service Center (LCSC) and/or appropriate Complex Resale Support Group (CRSG) pursuant to this Agreement. Image Access may submit a Local Service Request (LSR) electronically as set forth in Attachment 6. Service orders will be in a standard format designated by BellSouth.
- 3.12.2 BellSouth messaging services set forth in BellSouth's Messaging Service Re-Seller Information Package shall be made available for resale without the wholesale discount.

- 3.13 BellSouth's Inside Wire Maintenance Service Plan is available for resale at rates, terms and conditions as set forth by BellSouth and without the wholesale discount.
- 3.14 In the event Image Access acquires a customer whose service is provided pursuant to a BellSouth Special Assembly, BellSouth shall make available to Image Access that Special Assembly at the wholesale discount at Image Access's option. Image Access shall be responsible for all terms and conditions of such Special Assembly including but not limited to termination liability if applicable.
- 3.15 BellSouth shall provide 911/E911 for Image Access customers in the same manner that it is provided to BellSouth customers. BellSouth shall provide and validate Image Access customer information to the Public Safety Answering Point (PSAP). BellSouth shall use its service order process to update and maintain, on the same schedule that it uses for its customers, the Image Access customer information in the Automatic Location Identification/Data Management System (ALI/DMS) databases used to support 911/E911 services.
- 3.16 Pursuant to 47 C.F.R. § 51.617, BellSouth shall bill to Image Access, and Image Access shall pay, the End User Common Line (EUCL) charges identical to the EUCL charges BellSouth bills its customers.

4 BellSouth's Provision of Services to Image Access

- 4.1 Resale of BellSouth services shall be as follows:
- 4.1.1 The resale of Telecommunications Services shall be limited to users and uses conforming to the class of service restrictions.
- 4.1.2 Hotel and Hospital PBX services are the only Telecommunications Services available for resale to Hotel/Motel and Hospital customers, respectively. Similarly, Access Line Service for Customer Provided Coin Telephones is the only local service available for resale to Payphone Service Provider (PSP) customers. Shared Tenant Service customers can only be sold those local exchange access services available in BellSouth's GSST Section A23, Shared Tenant Service Section in the states of Florida, Georgia, North Carolina and South Carolina, and in A27 in the states of Alabama, Kentucky, Louisiana, Mississippi and Tennessee.
- 4.1.3 BellSouth reserves the right to periodically audit services purchased by Image Access to establish authenticity of use. Such audit shall not occur more than once in a calendar year. Image Access shall make any and all records and data available to BellSouth or BellSouth's auditors on a reasonable basis. BellSouth shall bear the cost of said audit. Any information provided by Image Access for purposes of such audit shall be deemed Confidential Information pursuant to the General Terms and Conditions.
- 4.2 Subject to Exhibit A hereto, resold services can only be used in the same manner as specified in BellSouth's Tariffs. Resold services are subject to the same terms and conditions as are specified for such services when furnished to an individual customer of BellSouth in the appropriate section of BellSouth's Tariffs. Specific

tariff features (e.g., a usage allowance per month) shall not be aggregated across multiple resold services.

- 4.3 If Image Access cancels an order for resold services, any costs incurred by BellSouth in conjunction with provisioning of such order will be recovered in accordance with BellSouth's GSST and Private Line Services Tariffs.
- 4.4 Service Jointly Provisioned with an Independent Company or CLEC
- 4.4.1 BellSouth will in some instances provision resold services in accordance with BellSouth's GSST and Private Line Tariffs jointly with an Independent Company (ICO) or other CLEC.
- 4.4.2 When Image Access assumes responsibility for such service, all terms and conditions defined in the Tariff will apply for services provided within the BellSouth service area only.
- 4.4.3 Service terminating in an ICO or other CLEC area will be provisioned and billed by the ICO or other CLEC directly to Image Access.
- 4.4.4 Image Access must establish a billing arrangement with the ICO or other CLEC prior to assuming a customer account where such circumstances apply.
- 4.4.5 Specific guidelines regarding such services are available on the BellSouth Interconnection Web site.

5. Maintenance of Services

- 5.1 Services resold pursuant to this Attachment and BellSouth's GSST and Private Line Service Tariff and facilities and equipment provided by BellSouth shall be maintained by BellSouth.
- 5.2 Image Access or its customers may not rearrange, move, disconnect, remove or attempt to repair any facilities owned by BellSouth except with the written consent of BellSouth.
- 5.3 Image Access accepts responsibility to notify BellSouth of situations that arise that may result in a service problem.
- 5.4 Image Access will contact the appropriate repair centers in accordance with procedures established by BellSouth.
- 5.5 For all repair requests, Image Access shall adhere to BellSouth's prescreening guidelines prior to referring the trouble to BellSouth.
- 5.6 BellSouth reserves the right to contact Image Access's customers, if deemed necessary, for maintenance purposes.

6. Discontinuance of Service

- 6.1 The procedures for discontinuing service to a customer are as follows:
 - 6.1.1 BellSouth will deny service to Image Access's customer on behalf of, and at the request of, Image Access. Upon restoration of the customer's service, restoral charges will apply and will be the responsibility of Image Access.

- 6.1.2 At the request of Image Access, BellSouth will disconnect a Image Access customer.
- 6.1.3 All requests by Image Access for denial or disconnection of a customer for nonpayment must be in writing.
- 6.1.4 Image Access will be made solely responsible for notifying the customer of the proposed disconnection of the service.
- 6.1.5 BellSouth will continue to process calls made to the Annoyance Call Center and will advise Image Access when it is determined that annoyance calls are originated from one of its customer's locations. BellSouth shall be indemnified, defended and held harmless by Image Access and/or the customer against any claim, loss or damage arising from providing this information to Image Access. It is the responsibility of Image Access to take the corrective action necessary with its customer who make annoying calls. (Failure to do so will result in BellSouth's disconnecting the customer's service.)

7. White Pages Listings

- 7.1 BellSouth shall provide Image Access and its end users access to white pages directory listings under the following terms:
 - 7.1.1 Listings. Image Access shall provide all new, changed and deleted listings on a timely basis and BellSouth or its agent will include Image Access residential and business customer listings in the appropriate White Pages (residential and business) or alphabetical directories in the geographic areas covered by this Agreement. Directory listings will make no distinction between Image Access and BellSouth customers. Image Access shall provide listing information in accordance with the procedures set forth in The BellSouth Business Rules for Local Ordering found at BellSouth's Interconnection Services Web site.
 - 7.1.2 Unlisted/Non-Published Customers. Image Access will be required to provide to BellSouth the names, addresses and telephone numbers of all Image Access customers who wish to be omitted from directories. Unlisted/Non-Published listings will be subject to the rates as set forth in BellSouth's GSST and shall not be subject to the wholesale discount.
 - 7.1.3 Inclusion of Image Access Customers in Directory Assistance Database. BellSouth will include and maintain Image Access customer listings in BellSouth's Directory Assistance databases. Image Access shall provide such Directory Assistance listings to BellSouth at no charge.
 - 7.1.4 Listing Information Confidentiality. BellSouth will afford Image Access's directory listing information the same level of confidentiality that BellSouth affords its own directory listing information.
 - 7.1.5 Additional and Designer Listings. Additional and designer listings will be offered by BellSouth at tariffed rates as set forth in BellSouth's GSST and shall not be subject to the wholesale discount.
 - 7.1.6 Rates. So long as Image Access provides listing information to BellSouth as set forth in Section 7.1.2 above, BellSouth shall provide to Image Access one (1)

basic White Pages directory listing per Image Access customer at no charge other than the manual service order charge or the electronic service order charge, as appropriate, as described in Attachment 6.

- 7.2 Directories. BellSouth or its agent shall make available White Pages directories to Image Access customer at no charge or as specified in a separate agreement between Image Access and BellSouth's agent.
- 7.3 Procedures for submitting Image Access Subscriber Listing Information (SLI) are found in The BellSouth Business Rules for Local Ordering found at BellSouth's Interconnection Services Web site.
 - 7.3.1 Image Access authorizes BellSouth to release all Image Access SLI provided to BellSouth by Image Access to qualifying third parties pursuant to either a license agreement or BellSouth's Directory Publishers Database Service (DPDS) in BellSouth's GSST. Such Image Access SLI shall be intermingled with BellSouth's own customer listings and listings of any other CLEC that has authorized a similar release of SLI.
 - 7.3.2 No compensation shall be paid to Image Access for BellSouth's receipt of Image Access's SLI, or for the subsequent release to third parties of such SLI. In addition, to the extent BellSouth incurs costs to modify its systems to enable the release of Image Access's SLI, or costs on an ongoing basis to administer the release of Image Access's SLI, Image Access shall pay to BellSouth its proportionate share of the reasonable costs associated therewith. At any time that costs may be incurred to administer the release of Image Access's SLI, Image Access will be notified. If Image Access does not wish to pay its proportionate share of these reasonable costs, Image Access may instruct BellSouth that it does not wish to release its SLI to independent publishers, and Image Access shall amend this Agreement accordingly. Image Access will be liable for all costs incurred until the effective date of the amendment.
 - 7.3.3 Neither BellSouth nor any agent shall be liable for the content or accuracy of any SLI provided by Image Access under this Agreement. Image Access shall indemnify, except to the extent caused by BellSouth's gross negligence or willful misconduct, hold harmless and defend BellSouth and its agents from and against any damages, losses, liabilities, demands, claims, suits, judgments, costs and expenses (including but not limited to reasonable attorneys' fees and expenses) arising from BellSouth's Tariff obligations or otherwise and resulting from or arising out of any third party's claim of inaccurate Image Access listings or use of the SLI provided pursuant to this Agreement. BellSouth may forward to Image Access any complaints received by BellSouth relating to the accuracy or quality of Image Access listings.
 - 7.3.4 Listings and subsequent updates will be released consistent with BellSouth system changes and/or update scheduling requirements.
- 8. **Operator Services (Operator Call Processing and Directory Assistance)**
 - 8.1 Operator Call Processing (OCP) provides: (1) operator handling for call completion (for example, collect, third number billing, and manual calling-card

calls); (2) operator or automated assistance for billing after the customer has dialed the called number (for example, calling card calls); and (3) special services including but not limited to Busy Line Verification and Emergency Line Interrupt (ELI), Emergency Agency Call and operator-assisted Directory Assistance (DA).

- 8.2 Upon request for BellSouth OCP, BellSouth shall:
 - 8.2.1 Process 0+ and 0- dialed local calls.
 - 8.2.2 Process 0+ and 0- intraLATA toll calls.
 - 8.2.3 Process calls that are billed to Image Access customer's calling card that can be validated by BellSouth.
 - 8.2.4 Process person-to-person calls.
 - 8.2.5 Process collect calls.
 - 8.2.6 Provide the capability for callers to bill a third party and shall also process such calls.
 - 8.2.7 Process station-to-station calls.
 - 8.2.8 Process Busy Line Verify and ELI requests.
 - 8.2.9 Process emergency call trace originated by PSAP.
 - 8.2.10 Process operator-assisted DA calls.
 - 8.2.11 Adhere to equal access requirements, providing Image Access local customer the same IXC access that BellSouth provides its own operator service (OS).
 - 8.2.12 Exercise at least the same level of fraud control in providing OS to Image Access that BellSouth provides for its own OS.
 - 8.2.13 Perform Billed Number Screening when handling Collect, Person-to-Person, and Billed-To-Third-Party calls.
 - 8.2.14 Direct customer account and other similar inquiries to the customer service center designated by Image Access.
- 8.3 Upon Image Access's request BellSouth shall provide call records to Image Access in accordance with Optional Daily Usage File (ODUF) standards.
- 8.4 The interface requirements shall conform to the interface specifications for the platform used to provide OS as long as the interface conforms to industry standards.
- 8.5 DA Service
 - 8.5.1 DA Service provides local and non-local customer telephone number listings with the option to complete the call at the caller's direction separate and distinct from local switching.
 - 8.5.2 DA Service shall provide up to two (2) listing requests per call, if available and if requested by Image Access's customer. BellSouth shall provide caller-optional DA call completion service at rates set forth in BellSouth's GSST to one of the provided listings.

8.6 DA Service Updates. BellSouth shall update customer listings changes daily. These changes include:

8.6.1 New customer connections;

8.6.2 Customer disconnections;

8.6.3 Customer address changes; and

8.6.4 Non-listed and non-published numbers for use in emergencies.

9. Branding for Wholesale OCP and DA

9.1 BellSouth's branding feature provides a definable announcement to Image Access's customers using BellSouth's DA/OCP prior to placing such customers in queue or connecting them to an available operator or automated operator system. This feature allows Image Access to have its calls custom branded with Image Access's name on whose behalf BellSouth is providing DA and/or OCP. Rates for the branding features are set forth in Exhibit D.

9.2 BellSouth offers three (3) branding options to Image Access when ordering BellSouth's DA and OCP: BellSouth Branding, Unbranding and Custom Branding.

9.3 Image Access's order for Custom Branding is considered firm ten (10) business days after BellSouth's receipt of the order. Image Access may cancel its order more than ten (10) business days after BellSouth's receipt of the order. Image Access shall notify BellSouth in writing and shall pay all charges per the order. For branding and unbranding via Originating Line Number Screening (OLNS), Image Access must contact its Local Contract Manager to initiate the order via the OLNS Branding Order form.

9.4 Branding via OLNS

9.4.1 BellSouth Branding, Unbranding and Custom Branding are also available for DA, OCP or both via OLNS software. When utilizing this method of Unbranding or Custom Branding, Image Access shall not be required to purchase dedicated trunking.

9.4.2 BellSouth Branding is the default branding offering.

9.4.3 For BellSouth to provide Unbranding or Custom Branding via OLNS software for OCP or for DA, Image Access must have its OCN(s) and telephone numbers reside in BellSouth's Line Information Database (LIDB). To implement Unbranding and Custom Branding via OLNS software, Image Access must submit a manual order form which requires, among other things, Image Access's OCN and a forecast, pursuant to the appropriate BellSouth form provided, for the traffic volume anticipated for each BellSouth Traffic Operator Position System (TOPS) during the peak busy hour. Image Access shall provide updates to such forecast on a quarterly basis and at any time such forecasted traffic volumes are expected to change significantly. Upon Image Access's purchase of Unbranding or Custom Branding using OLNS software for any particular TOPS, all Image

Access customers served by that TOPS will receive the Unbranded “no announcement” or the Custom Branded announcement.

10. LIDB

10.1 BellSouth LIDB stores current information on working telephone numbers and billing account numbers.

10.2 Where Image Access is purchasing Resale services BellSouth shall utilize BellSouth’s service order generated from Image Access LSR’s to populate LIDB with Image Access’s customer information. BellSouth provides access to information in its LIDB, including Image Access customer information, to its LIDB customers via queries to LIDB.

10.2.1 When necessary for fraud control measures, BellSouth may perform additions, updates and deletions of Image Access data to the LIDB (e.g., calling card deactivation).

10.2.2 Image Access will not be charged a fee for LIDB storage services provided by BellSouth to Image Access pursuant to this Attachment.

10.3 Responsibilities of the Parties

10.3.1 BellSouth will administer the data provided by Image Access pursuant to this Agreement in the same manner as BellSouth administers its own data.

10.3.2 Image Access is responsible for completeness and accuracy of the data being provided to BellSouth.

10.3.3 BellSouth shall not be responsible to Image Access for any lost revenue which may result from BellSouth’s administration of the LIDB pursuant to its established practices and procedures as they exist and as they may be changed by BellSouth in its sole discretion from time to time.

11. Revenue Accounting Office (RAO) Hosting

11.2 RAO Hosting is not required for resale in the BellSouth region.

12. Optional Daily Usage File (ODUF)

12.1 The ODUF Agreement with terms and conditions is included in this Attachment as Exhibit B. Rates for ODUF are as set forth in Exhibit D.

12.2 BellSouth will provide ODUF service upon written request.

13. Enhanced Optional Daily Usage File (EODUF)

13.1 The EODUF service Agreement with terms and conditions is included in this Attachment as Exhibit C. Rates for EODUF are as set forth in Exhibit D.

13.2 BellSouth will provide EODUF service upon written request.

EXCLUSIONS AND LIMITATIONS ON SERVICES AVAILABLE FOR RESALE (Note 4)

| Type of Service | AL | | FL | | GA | | KY | | LA | | MS | | NC | | SC | | TN | |
|---------------------------------------|---|----------|--------|----------|--------|----------|--------|----------|--------|----------|--------|----------|--------|----------|--------|----------|--------|----------|
| | Resale | Discount | Resale | Discount | Resale | Discount | Resale | Discount | Resale | Discount | Resale | Discount | Resale | Discount | Resale | Discount | Resale | Discount |
| 1 Grandfathered Services (Note 1) | Yes | Yes | Yes | Yes | Yes | Yes | Yes | Yes | Yes | Yes | Yes | Yes | Yes | Yes | Yes | Yes | Yes | Yes |
| 2 Promotions - > 90 Days(Note 2 &3) | Yes | Yes | Yes | Yes | Yes | Yes | Yes | Yes | Yes | Yes | Yes | Yes | Yes | Yes | Yes | Yes | Yes | Yes |
| 3 Promotions - < 90 Days (Note 2 & 3) | Yes | No | Yes | No | Yes | No | Yes | No | Yes | No | Yes | No | Yes | No | Yes | No | Yes | No |
| 4 Lifeline/Link Up Services | Yes | Yes | Yes | Yes | Yes | Yes | Yes | Yes | Yes | Yes | Yes | Yes | Yes | Yes | Yes | Yes | Yes | Yes |
| 5 911/E911 Services | Yes | Yes | Yes | Yes | Yes | Yes | Yes | Yes | No | No | Yes | Yes | Yes | Yes | Yes | Yes | Yes | Yes |
| 6 N11 Services (Note 1) | Yes | Yes | Yes | Yes | Yes | Yes | No | No | No | No | Yes | Yes | Yes | Yes | No | No | Yes | Yes |
| 7 MemoryCall®Service | Yes | No | Yes | No | Yes | No | Yes | No | Yes | No | Yes | No | Yes | No | Yes | No | Yes | No |
| 8 Mobile Services | Yes | No | Yes | No | Yes | No | Yes | No | Yes | No | Yes | No | Yes | No | Yes | No | Yes | No |
| 9 Federal Subscriber Line Charges | Yes | No | Yes | No | Yes | No | Yes | No | Yes | No | Yes | No | Yes | No | Yes | No | Yes | No |
| 10 Nonrecurring Charges | Yes | Yes | Yes | Yes | Yes | Yes | Yes | Yes | Yes | Yes | Yes | Yes | Yes | Yes | Yes | Yes | Yes | No |
| 11 EUCL Charge | Yes | No | Yes | No | Yes | No | Yes | No | Yes | No | Yes | No | Yes | No | Yes | No | Yes | No |
| 12 Public Telephone Access Svc(PTAS) | Yes | Yes | Yes | Yes | Yes | Yes | Yes | Yes | Yes | Yes | Yes | Yes | Yes | Yes | Yes | No | Yes | Yes |
| 13 Inside Wire Maint Service Plan | Yes | No | Yes | No | Yes | No | Yes | No | Yes | No | Yes | No | Yes | No | Yes | No | Yes | No |
| Applicable Notes: | | | | | | | | | | | | | | | | | | |
| 1. | Grandfathered services can be resold only to existing subscribers of the grandfathered service. | | | | | | | | | | | | | | | | | |
| 2. | Where available for resale, promotions will be made available only to customers who would have qualified for the promotion had it been provided by BellSouth directly. Promotions shall be available only for the term set forth in the applicable tariff. | | | | | | | | | | | | | | | | | |
| 3. | Promotions shall be available only for the term set forth in the applicable tariff. | | | | | | | | | | | | | | | | | |
| 4. | Some of BellSouth's local exchange and toll Telecommunications Services are not available in certain central offices and areas. | | | | | | | | | | | | | | | | | |

Optional Daily Usage File

1. Upon written request from Image Access, BellSouth will provide the ODUF service to Image Access pursuant to the terms and conditions set forth in this section.
2. Image Access shall furnish all relevant information required by BellSouth for the provision of the ODUF.
3. The ODUF feed provides Image Access messages that were carried over the BellSouth network and processed by BellSouth for Image Access.
4. Charges for ODUF will appear on Image Access's monthly bills for the previous month's usage in arrears. The charges are as set forth in Exhibit D.
5. The ODUF feed will contain both rated and unrated messages. All messages will be in the standard Alliance for Telecommunications Industry Solutions (ATIS) Exchange Message Interface (EMI) record format.
6. ODUF Specifications
 - 6.1 ODUF Message to be Transmitted
 - 6.1.1 The following messages recorded by BellSouth will be transmitted to Image Access:
 - 6.1.1.1 Message recording for per use/per activation type services (examples: Three Way Calling, Verify, Interrupt, Call Return, etc.);
 - 6.1.1.2 Measured local calls;
 - 6.1.1.3 Directory Assistance messages;
 - 6.1.1.4 IntraLATA Toll;
 - 6.1.1.5 WATS and 800 Service;
 - 6.1.1.6 N11;
 - 6.1.1.7 Information Service Provider Messages;
 - 6.1.1.8 OS Messages;
 - 6.1.1.9 OS Message Attempted Calls;
 - 6.1.1.10 Credit/Cancel Records; and
 - 6.1.1.11 Usage for Voice Mail Message Service.
 - 6.1.2 Rated Incollects (messages BellSouth receives from other revenue accounting offices) appear on ODUF. Rated Incollects will be intermingled with BellSouth recorded rated and unrated usage. Rated Incollects will not be packed separately.
 - 6.1.3 BellSouth will perform duplicate record checks on records processed to ODUF. Any duplicate messages detected will be deleted and not sent to Image Access.

- 6.1.4 In the event that Image Access detects a duplicate on ODUF they receive from BellSouth, Image Access will drop the duplicate message and will not return the duplicate to BellSouth.
- 6.2 ODUF Physical File Characteristics
- 6.2.1 ODUF will be distributed to Image Access via Secure File Transfer Protocol (FTP). The ODUF feed will be a variable block format. The data on the ODUF feed will be in a non-compacted EMI format (one hundred seventy-five (175) byte format plus modules). It will be created on a daily basis Monday through Friday except holidays. Details such as dataset name and delivery schedule will be addressed during negotiations of the distribution medium. There will be a maximum of one (1) dataset per workday per OCN. If BellSouth determines the Secure FTP Mailbox is nearing capacity levels, BellSouth may move the customer to CONNECT:Direct file delivery.
- 6.2.2 If the customer is moved, CONNECT:Direct data circuits (private line or dial-up) will be required between BellSouth and Image Access for the purpose of data transmission. Where a dedicated line is required, Image Access will be responsible for ordering the circuit, overseeing its installation and coordinating the installation with BellSouth. Image Access will also be responsible for any charges associated with this line. Equipment required on the BellSouth end to attach the line to the mainframe computer and to transmit messages successfully on an ongoing basis will be negotiated on an individual case basis. Any costs incurred for such equipment will be Image Access's responsibility. Where a dial-up facility is required, dial circuits will be installed in the BellSouth data center by BellSouth and the associated charges assessed to Image Access. Additionally, all message toll charges associated with the use of the dial circuit by Image Access will be the responsibility of Image Access. Associated equipment on the BellSouth end, including a modem, will be negotiated on an individual case basis between the Parties. All equipment, including modems and software, that is required on Image Access's end for the purpose of data transmission will be the responsibility of Image Access.
- 6.2.3 If Image Access utilizes FTP for data file transmission, purchase of the FTP software will be the responsibility of Image Access.
- 6.3 ODUF Packing Specifications
- 6.3.1 The data will be packed using ATIS EMI records. A pack will contain a minimum of one (1) message record or a maximum of ninety-nine thousand nine hundred and ninety-nine (99,999) message records plus a pack header record and a pack trailer record. One transmission can contain a maximum of ninety-nine (99) packs and a minimum of one (1) pack.
- 6.3.2 The OCN, From RAO, and Invoice Number will control the invoice sequencing. The From RAO will be used to identify to Image Access which BellSouth RAO is sending the message. BellSouth and Image Access will use the invoice sequencing to control data exchange. BellSouth will be notified of sequence failures identified by Image Access and resend the data as appropriate.

6.4 ODUF Pack Rejection

- 6.4.1 Image Access will notify BellSouth within one (1) business day of rejected packs (via the mutually agreed medium). Packs could be rejected because of pack sequencing discrepancies or a critical edit failure on the Pack Header or Pack Trailer records (e.g., out-of-balance condition on grand totals, invalid data populated). Standard ATIS EMI error codes will be used. Image Access will not be required to return the actual rejected data to BellSouth. Rejected packs will be corrected and retransmitted to Image Access by BellSouth.

6.5 ODUF Control Data

- 6.5.1 Image Access will send one confirmation record per pack that is received from BellSouth. This confirmation record will indicate Image Access's receipt of the pack and the acceptance or rejection of the pack. Pack Status Code(s) will be populated using standard ATIS EMI error codes for packs that were rejected by Image Access for reasons stated in the above section.

6.6 ODUF Testing

- 6.6.1 Upon request from Image Access, BellSouth shall send ODUF test files to Image Access. The Parties agree to review and discuss the ODUF file content and/or format. For testing of usage results, BellSouth shall request that Image Access set up a production (live) file. The live test may consist of Image Access's employees making test calls for the types of services Image Access requests on ODUF. These test calls are logged by Image Access, and the logs are provided to BellSouth. These logs will be used to verify the files. Testing will be completed within thirty (30) days from the date on which the initial test file was sent.

Enhanced Optional Daily Usage File

1. Upon written request from Image Access, BellSouth will provide the EODUF service to Image Access pursuant to the terms and conditions set forth in this section. EODUF will only be sent to existing ODUF subscribers who request the EODUF option.
2. Image Access shall furnish all relevant information required by BellSouth for the provision of the EODUF.
3. The EODUF will provide usage data for local calls originating from resold Flat Rate Business and Residential Lines.
4. Charges for EODUF will appear on Image Access's monthly bills for the previous month's usage in arrears. The charges are as set forth in Exhibit D.
5. All messages will be in the standard ATIS EMI record format.
6. Messages that error in the billing system of Image Access will be the responsibility of Image Access. If, however, Image Access should encounter significant volumes of errored messages that prevent processing by Image Access within its systems, BellSouth will work with Image Access to determine the source of the errors and the appropriate resolution.
7. EODUF Specifications
 - 7.1 EODUF Usage To Be Transmitted
 - 7.1.1 The following messages recorded by BellSouth will be transmitted to Image Access:
 - 7.1.1.1 Customer usage data for flat rated local calls originating from Image Access's customer lines (1FB or 1FR). The EODUF record for flat rate messages will include:
 - 7.1.1.1.1 Date of Call
 - 7.1.1.1.2 From Number
 - 7.1.1.1.3 To Number
 - 7.1.1.1.4 Connect Time
 - 7.1.1.1.5 Conversation Time
 - 7.1.1.1.6 Method of Recording
 - 7.1.1.1.7 From RAO
 - 7.1.1.1.8 Rate Class
 - 7.1.1.1.9 Message Type
 - 7.1.1.1.10 Billing Indicators

- 7.1.1.1.11 Bill to Number
- 7.1.2 BellSouth will perform duplicate record checks on EODUF records processed to ODUF. Any duplicate messages detected will be deleted and not sent to Image Access.
- 7.1.3 In the event that Image Access detects a duplicate on EODUF they receive from BellSouth, Image Access will drop the duplicate message and will not return the duplicate to BellSouth.
- 7.2 EODUF Physical File Characteristics
 - 7.2.1 EODUF feed will be distributed to Image Access via FTP. The EODUF messages will be intermingled among Image Access's ODUF messages. The EODUF will be a variable block format. The data on the EODUF will be in a non-compacted EMI format (one hundred seventy-five (175) byte format plus modules). It will be created on a daily basis Monday through Friday except holiday. If BellSouth determines the Secure FTP mailbox is nearing capacity levels, BellSouth may move the customer to CONNECT:Direct file delivery.
 - 7.2.2 Data circuits (private line or dial-up) may be required between BellSouth and Image Access for the purpose of data transmission. Where a dedicated line is required, Image Access will be responsible for ordering the circuit, overseeing its installation and coordinating the installation with BellSouth. Image Access will also be responsible for any charges associated with this line. Equipment required on the BellSouth end to attach the line to the mainframe computer and to transmit successfully ongoing will be negotiated on an individual case basis. Where a dial-up facility is required, dial circuits will be installed in the BellSouth data center by BellSouth and the associated charges assessed to Image Access. Additionally, all message toll charges associated with the use of the dial circuit by Image Access will be the responsibility of Image Access. Associated equipment on the BellSouth end, including a modem, will be negotiated on an individual case basis between the Parties. All equipment, including modems and software, that is required on Image Access's end for the purpose of data transmission will be the responsibility of Image Access.
 - 7.2.3 If Image Access utilizes FTP for data file transmission, purchase of the FTP software will be the responsibility of Image Access.
- 7.3 EODUF Packing Specifications
 - 7.3.1 The data will be packed using ATIS EMI records. A pack will contain a minimum of one (1) message record or a maximum of ninety-nine thousand nine hundred and ninety-nine (99,999) message records plus a pack header record and a pack trailer record. One transmission can contain a maximum of ninety-nine (99) packs and a minimum of one (1) pack.
 - 7.3.2 The OCN, From RAO, and Invoice Number will control the invoice sequencing. The From RAO will be used to identify to Image Access which BellSouth RAO is sending the message. BellSouth and Image Access will use the invoice

sequencing to control data exchange. BellSouth will be notified of sequence failures identified by Image Access and resend the data as appropriate.

| RESALE DISCOUNTS & RATES - Georgia | | | | | | | | | | | | | | Attachment: 1 Exh D | | | | | | |
|---|--|--|--|--|--|---------|------|-----|--------|------------|--------------|----------|-------------------------|----------------------------------|--------------------------------------|--|--|---|---|-------|
| CATEGORY | RATE ELEMENTS | | | | | Interim | Zone | BCS | USOC | RATES(\$) | | | | Svc Order Submitted Elec per LSR | Svc Order Submitted Manually per LSR | Incremental Charge - Manual Svc Order vs. Electronic-1st | Incremental Charge - Manual Svc Order vs. Electronic-Add'l | Incremental Charge - Manual Svc Order vs. Electronic-Disc 1st | Incremental Charge - Manual Svc Order vs. Electronic-Disc Add'l | |
| | | | | | | | | | | Rec | Nonrecurring | | Nonrecurring Disconnect | | OSS Rates(\$) | | | | | |
| | | | | | | | | | | | First | Add'l | First | Add'l | SOME C | SOMAN | SOMAN | SOMAN | SOMAN | SOMAN |
| APPLICABLE DISCOUNTS | | | | | | | | | | | | | | | | | | | | |
| | | Residence % | | | | | | | | 20.30 | | | | | | | | | | |
| | | Business % | | | | | | | | 17.30 | | | | | | | | | | |
| | | CSAs % | | | | | | | | 17.30 | | | | | | | | | | |
| OPERATIONS SUPPORT SYSTEMS (OSS) - "REGIONAL RATES" | | | | | | | | | | | | | | | | | | | | |
| NOTE: (1) CLEC should contact its contract negotiator if it prefers the "state specific" OSS charges as ordered by the State Commissions. The OSS charges currently contained in this rate exhibit are the BellSouth "regional" service ordering charges. CLEC may elect either the state specific Commission ordered rates for the service ordering charges, or CLEC may elect the regional service ordering charge, however, CLEC can not obtain a mixture of the two regardless if CLEC has an interconnection contract established in | | | | | | | | | | | | | | | | | | | | |
| | | OSS - Electronic Service Order Charge, Per Local Service Request (LSR) - Resale Only | | | | | | | SOME C | | 3.50 | 0.00 | 3.50 | 0.00 | | | | | | |
| | | OSS - Manual Service Order Charge, Per Local Service Request (LSR) - Resale Only | | | | | | | SOMAN | | 19.99 | 0.00 | 19.99 | 0.00 | | | | | | |
| ODUF/EODUF SERVICES | | | | | | | | | | | | | | | | | | | | |
| | OPTIONAL DAILY USAGE FILE (ODUF) | | | | | | | | | | | | | | | | | | | |
| | | ODUF: Recording, per message | | | | | | | | 0.0000068 | | | | | | | | | | |
| | | ODUF: Message Processing, per message | | | | | | | | 0.002167 | | | | | | | | | | |
| | | ODUF: Message Processing, per Magnetic Tape provisioned | | | | | | | | 36.06 | | | | | | | | | | |
| | | ODUF: Data Transmission (CONNECT:DIRECT), per message | | | | | | | | 0.00010856 | | | | | | | | | | |
| | ENHANCED OPTIONAL DAILY USAGE FILE (EODUF) | | | | | | | | | | | | | | | | | | | |
| | | EODUF: Message Processing, per message | | | | | | | | 0.227409 | | | | | | | | | | |
| DIRECTORY ASSISTANCE CUSTOM BRANDING ANNOUNCEMENT via OLNS SOFTWARE | | | | | | | | | | | | | | | | | | | | |
| | | Recording of DA Custom Branded Announcement | | | | | | | | | 3,000.00 | 3,000.00 | | | | | | | | |
| | | Loading of DA Custom Branded Announcement per Switch per OCN | | | | | | | | | 1,170.00 | 1,170.00 | | | | | | | | |
| DIRECTORY ASSISTANCE UNBRANDING via OLNS SOFTWARE | | | | | | | | | | | | | | | | | | | | |
| | | Loading of DA per OCN (1 OCN per Order) | | | | | | | | | 420.00 | 420.00 | | | | | | | | |
| | | Loading of DA per Switch per OCN | | | | | | | | | 16.00 | 16.00 | | | | | | | | |
| OPERATOR ASSISTANCE CUSTOM BRANDING ANNOUNCEMENT via OLNS SOFTWARE | | | | | | | | | | | | | | | | | | | | |
| | | Recording of Custom Branded OA Announcement | | | | | | | | | 7,000.00 | 7,000.00 | | | | | | | | |
| | | Loading of Custom Branded OA Announcement per shelf/NAV per OCN | | | | | | | | | 500.00 | 500.00 | | | | | | | | |
| | | Loading of OA Custom Branded Announcement per Switch per OCN | | | | | | | | | 1,170.00 | 1,170.00 | | | | | | | | |
| OPERATOR ASSISTANCE UNBRANDING via OLNS SOFTWARE | | | | | | | | | | | | | | | | | | | | |
| | | Loading of OA per OCN (Regional) | | | | | | | | | 1,200.00 | 1,200.00 | | | | | | | | |

| RESALE DISCOUNTS & RATES - Kentucky | | | | | | | | | | | | | Attachment: 1 Exh D | | | |
|--|--|---------|------|-----|------|-----------|--------------|----------|-------------------------|----------------------------------|--------------------------------------|--|--|---|---|---------------|
| CATEGORY | RATE ELEMENTS | Interim | Zone | BCS | USOC | RATES(\$) | | | | Svc Order Submitted Elec per LSR | Svc Order Submitted Manually per LSR | Incremental Charge - Manual Svc Order vs. Electronic-1st | Incremental Charge - Manual Svc Order vs. Electronic-Add'l | Incremental Charge - Manual Svc Order vs. Electronic-Disc 1st | Incremental Charge - Manual Svc Order vs. Electronic-Disc Add'l | |
| | | | | | | Rec | Nonrecurring | | Nonrecurring Disconnect | | | | | | | OSS Rates(\$) |
| | | | | | | | First | Add'l | First | Add'l | SOMEK | SOMAN | SOMAN | SOMAN | SOMAN | SOMAN |
| APPLICABLE DISCOUNTS | | | | | | | | | | | | | | | | |
| | Residence % | | | | | | 16.79 | | | | | | | | | |
| | Business % | | | | | | 15.54 | | | | | | | | | |
| | CSAs % | | | | | | 15.54 | | | | | | | | | |
| OPERATIONS SUPPORT SYSTEMS (OSS) - "REGIONAL RATES" | | | | | | | | | | | | | | | | |
| NOTE: (1) CLEC should contact its contract negotiator if it prefers the "state specific" OSS charges as ordered by the State Commissions. The OSS charges currently contained in this rate exhibit are the BellSouth "regional" service ordering charges. CLEC may elect either the state specific Commission ordered rates for the service ordering charges, or CLEC may elect the regional service ordering charge, however, CLEC can not obtain a mixture of the two regardless if CLEC has a interconnection contract established in | | | | | | | | | | | | | | | | |
| | OSS - Electronic Service Order Charge, Per Local Service Request (LSR) - Resale Only | | | | | SOMEK | 3.50 | 0.00 | 3.50 | 0.00 | | | | | | |
| | OSS - Manual Service Order Charge, Per Local Service Request (LSR) - Resale Only | | | | | SOMAN | 19.99 | 0.00 | 19.99 | 0.00 | | | | | | |
| ODUF/EODUF SERVICES | | | | | | | | | | | | | | | | |
| OPTIONAL DAILY USAGE FILE (ODUF) | | | | | | | | | | | | | | | | |
| | ODUF: Recording, per message | | | | | | 0.0000136 | | | | | | | | | |
| | ODUF: Message Processing, per message | | | | | | 0.002506 | | | | | | | | | |
| | ODUF: Message Processing, per Magnetic Tape provisioned | | | | | | 35.90 | | | | | | | | | |
| | ODUF: Data Transmission (CONNECT:DIRECT), per message | | | | | | 0.00010372 | | | | | | | | | |
| ENHANCED OPTIONAL DAILY USAGE FILE (EODUF) | | | | | | | | | | | | | | | | |
| | EODUF: Message Processing, per message | | | | | | 0.235889 | | | | | | | | | |
| DIRECTORY ASSISTANCE CUSTOM BRANDING ANNOUNCEMENT via OLNS SOFTWARE | | | | | | | | | | | | | | | | |
| | Recording of DA Custom Branded Announcement | | | | | | 3,000.00 | 3,000.00 | | | | | | | | |
| | Loading of DA Custom Branded Announcement per Switch per OCN | | | | | | 1,170.00 | 1,170.00 | | | | | | | | |
| DIRECTORY ASSISTANCE UNBRANDING via OLNS SOFTWARE | | | | | | | | | | | | | | | | |
| | Loading of DA per OCN (1 OCN per Order) | | | | | | 420.00 | 420.00 | | | | | | | | |
| | Loading of DA per Switch per OCN | | | | | | 16.00 | 16.00 | | | | | | | | |
| OPERATOR ASSISTANCE CUSTOM BRANDING ANNOUNCEMENT via OLNS SOFTWARE | | | | | | | | | | | | | | | | |
| | Recording of Custom Branded OA Announcement | | | | | | 7,000.00 | 7,000.00 | | | | | | | | |
| | Loading of Custom Branded OA Announcement per shelf/NAV per OCN | | | | | | 500.00 | 500.00 | | | | | | | | |
| | Loading of OA Custom Branded Announcement per Switch per OCN | | | | | | 1,170.00 | 1,170.00 | | | | | | | | |
| OPERATOR ASSISTANCE UNBRANDING via OLNS SOFTWARE | | | | | | | | | | | | | | | | |
| | Loading of OA per OCN (Regional) | | | | | | 1,200.00 | 1,200.00 | | | | | | | | |

| RESALE DISCOUNTS & RATES - Louisiana | | | | | | | | | | Attachment: 1 Exh D | | | | | | | | |
|--|---------------|--|--|--|---------|------|-----|-------|--------------|---------------------|-------------------------|-------|----------------------------------|--------------------------------------|--|--|---|---|
| CATEGORY | RATE ELEMENTS | | | | Interim | Zone | BCS | USOC | RATES(\$) | | | | Svc Order Submitted Elec per LSR | Svc Order Submitted Manually per LSR | Incremental Charge - Manual Svc Order vs. Electronic-1st | Incremental Charge - Manual Svc Order vs. Electronic-Add'l | Incremental Charge - Manual Svc Order vs. Electronic-Disc 1st | Incremental Charge - Manual Svc Order vs. Electronic-Disc Add'l |
| | | | | | | | | Rec | Nonrecurring | | Nonrecurring Disconnect | | OSS Rates(\$) | | | | | |
| | | | | | | | | | First | Add'l | First | Add'l | SOME C | SOMAN | SOMAN | SOMAN | SOMAN | SOMAN |
| APPLICABLE DISCOUNTS | | | | | | | | | | | | | | | | | | |
| | | | | | | | | | | | | | | | | | | |
| | | | | | | | | 20.72 | | | | | | | | | | |
| | | | | | | | | 20.72 | | | | | | | | | | |
| | | | | | | | | 9.05 | | | | | | | | | | |
| OPERATIONS SUPPORT SYSTEMS (OSS) - "REGIONAL RATES" | | | | | | | | | | | | | | | | | | |
| NOTE: (1) CLEC should contact its contract negotiator if it prefers the "state specific" OSS charges as ordered by the State Commissions. The OSS charges currently contained in this rate exhibit are the BellSouth "regional" service ordering charges. CLEC may elect either the state specific Commission ordered rates for the service ordering charges, or CLEC may elect the regional service ordering charge, however, CLEC can not obtain a mixture of the two regardless if CLEC has a interconnection contract established in | | | | | | | | | | | | | | | | | | |
| | | | | | | | | | | | | | | | | | | |
| | | | | | | | | | | | | | | | | | | |
| | | | | | | | | | | | | | | | | | | |
| | | | | | | | | | | | | | | | | | | |
| | | | | | | | | | | | | | | | | | | |
| | | | | | | | | | | | | | | | | | | |
| | | | | | | | | | | | | | | | | | | |
| | | | | | | | | | | | | | | | | | | |
| | | | | | | | | | | | | | | | | | | |
| | | | | | | | | | | | | | | | | | | |
| | | | | | | | | | | | | | | | | | | |
| | | | | | | | | | | | | | | | | | | |
| | | | | | | | | | | | | | | | | | | |
| | | | | | | | | | | | | | | | | | | |
| | | | | | | | | | | | | | | | | | | |
| | | | | | | | | | | | | | | | | | | |
| | | | | | | | | | | | | | | | | | | |
| | | | | | | | | | | | | | | | | | | |
| | | | | | | | | | | | | | | | | | | |
| | | | | | | | | | | | | | | | | | | |
| | | | | | | | | | | | | | | | | | | |
| | | | | | | | | | | | | | | | | | | |
| | | | | | | | | | | | | | | | | | | |
| | | | | | | | | | | | | | | | | | | |
| | | | | | | | | | | | | | | | | | | |
| | | | | | | | | | | | | | | | | | | |
| | | | | | | | | | | | | | | | | | | |
| | | | | | | | | | | | | | | | | | | |
| | | | | | | | | | | | | | | | | | | |
| | | | | | | | | | | | | | | | | | | |
| | | | | | | | | | | | | | | | | | | |
| | | | | | | | | | | | | | | | | | | |
| | | | | | | | | | | | | | | | | | | |
| | | | | | | | | | | | | | | | | | | |
| | | | | | | | | | | | | | | | | | | |
| | | | | | | | | | | | | | | | | | | |
| | | | | | | | | | | | | | | | | | | |
| | | | | | | | | | | | | | | | | | | |
| | | | | | | | | | | | | | | | | | | |
| | | | | | | | | | | | | | | | | | | |
| | | | | | | | | | | | | | | | | | | |
| | | | | | | | | | | | | | | | | | | |
| | | | | | | | | | | | | | | | | | | |
| | | | | | | | | | | | | | | | | | | |
| | | | | | | | | | | | | | | | | | | |
| | | | | | | | | | | | | | | | | | | |
| | | | | | | | | | | | | | | | | | | |
| | | | | | | | | | | | | | | | | | | |
| | | | | | | | | | | | | | | | | | | |
| | | | | | | | | | | | | | | | | | | |
| | | | | | | | | | | | | | | | | | | |
| | | | | | | | | | | | | | | | | | | |
| | | | | | | | | | | | | | | | | | | |
| | | | | | | | | | | | | | | | | | | |
| | | | | | | | | | | | | | | | | | | |
| | | | | | | | | | | | | | | | | | | |
| | | | | | | | | | | | | | | | | | | |
| | | | | | | | | | | | | | | | | | | |
| | | | | | | | | | | | | | | | | | | |

| RESALE DISCOUNTS & RATES - North Carolina | | | | | | | | | | | Attachment: 1 Exh D | | | | | | | |
|--|---------------|--|--|--|------------|------|-----|------|--------------|-------|-------------------------|-------|---|---|--|--|---|---|
| CATEGORY | RATE ELEMENTS | | | | Inter m | Zone | BCS | USOC | RATES(\$) | | | | Svc Order Submitted Elec per LSR | Svc Order Submitted Manually per LSR | Incremental Charge - Manual Svc Order vs. Electronic- 1st | Incremental Charge - Manual Svc Order vs. Electronic- Add'l | Incremental Charge - Manual Svc Order vs. Electronic- Disc 1st | Incremental Charge - Manual Svc Order vs. Electronic- Disc Add'l |
| | | | | | | | | Rec | Nonrecurring | | Nonrecurring Disconnect | | OSS Rates(\$) | | | | | |
| | | | | | | | | | First | Add'l | First | Add'l | SOME C | SOMAN | SOMAN | SOMAN | SOMAN | SOMAN |
| APPLICABLE DISCOUNTS | | | | | | | | | | | | | | | | | | |
| | | | | | | | | | | | | | | | | | | |
| | | | | | | | | | 21.50 | | | | | | | | | |
| | | | | | | | | | 17.60 | | | | | | | | | |
| | | | | | | | | | 17.60 | | | | | | | | | |
| OPERATIONS SUPPORT SYSTEMS (OSS) - "REGIONAL RATES" | | | | | | | | | | | | | | | | | | |
| NOTE: (1) CLEC should contact its contract negotiator if it prefers the "state specific" OSS charges as ordered by the State Commissions. The OSS charges currently contained in this rate exhibit are the BellSouth "regional" service ordering charges. CLEC may elect either the state specific Commission ordered rates for the service ordering charges, or CLEC may elect the regional service ordering charge, however, CLEC can not obtain a mixture of the two regardless if CLEC has a interconnection contract established in | | | | | | | | | | | | | | | | | | |
| | | | | | | | | | | | | | | | | | | |
| | | | | | | | | | | | | | | | | | | |
| | | | | | | | | | | | | | | | | | | |
| | | | | | | | | | | | | | | | | | | |
| | | | | | | | | | | | | | | | | | | |
| | | | | | | | | | | | | | | | | | | |
| | | | | | | | | | | | | | | | | | | |
| | | | | | | | | | | | | | | | | | | |
| | | | | | | | | | | | | | | | | | | |
| | | | | | | | | | | | | | | | | | | |
| | | | | | | | | | | | | | | | | | | |
| | | | | | | | | | | | | | | | | | | |
| | | | | | | | | | | | | | | | | | | |
| | | | | | | | | | | | | | | | | | | |
| | | | | | | | | | | | | | | | | | | |
| | | | | | | | | | | | | | | | | | | |
| | | | | | | | | | | | | | | | | | | |
| | | | | | | | | | | | | | | | | | | |
| | | | | | | | | | | | | | | | | | | |
| | | | | | | | | | | | | | | | | | | |
| | | | | | | | | | | | | | | | | | | |
| | | | | | | | | | | | | | | | | | | |
| | | | | | | | | | | | | | | | | | | |
| | | | | | | | | | | | | | | | | | | |
| | | | | | | | | | | | | | | | | | | |
| | | | | | | | | | | | | | | | | | | |
| | | | | | | | | | | | | | | | | | | |
| | | | | | | | | | | | | | | | | | | |
| | | | | | | | | | | | | | | | | | | |
| | | | | | | | | | | | | | | | | | | |
| | | | | | | | | | | | | | | | | | | |
| | | | | | | | | | | | | | | | | | | |
| | | | | | | | | | | | | | | | | | | |
| | | | | | | | | | | | | | | | | | | |
| | | | | | | | | | | | | | | | | | | |
| | | | | | | | | | | | | | | | | | | |
| | | | | | | | | | | | | | | | | | | |
| | | | | | | | | | | | | | | | | | | |
| | | | | | | | | | | | | | | | | | | |
| | | | | | | | | | | | | | | | | | | |
| | | | | | | | | | | | | | | | | | | |
| | | | | | | | | | | | | | | | | | | |
| | | | | | | | | | | | | | | | | | | |
| | | | | | | | | | | | | | | | | | | |
| | | | | | | | | | | | | | | | | | | |
| | | | | | | | | | | | | | | | | | | |
| | | | | | | | | | | | | | | | | | | |
| | | | | | | | | | | | | | | | | | | |
| | | | | | | | | | | | | | | | | | | |
| | | | | | | | | | | | | | | | | | | |
| | | | | | | | | | | | | | | | | | | |
| | | | | | | | | | | | | | | | | | | |
| | | | | | | | | | | | | | | | | | | |
| | | | | | | | | | | | | | | | | | | |
| | | | | | | | | | | | | | | | | | | |
| | | | | | | | | | | | | | | | | | | |

| RESALE DISCOUNTS & RATES - Tennessee | | | | | | | | | | | | | | Attachment: 1 Exh D | | | | | | | | | | | |
|--|---------------|--|--|--|---------|------|-----|--------|-----------|--------------------|----------|--------------------|----------------------------------|--------------------------------------|--|--|---|---|-------|--|--|--|--|--|--|
| CATEGORY | RATE ELEMENTS | | | | Interim | Zone | BCS | USOC | RATES(\$) | | | | Svc Order Submitted Elec per LSR | Svc Order Submitted Manually per LSR | Incremental Charge - Manual Svc Order vs. Electronic-1st | Incremental Charge - Manual Svc Order vs. Electronic-Add'l | Incremental Charge - Manual Svc Order vs. Electronic-Disc 1st | Incremental Charge - Manual Svc Order vs. Electronic-Disc Add'l | | | | | | | |
| | | | | | | | | | Rec | Nonrecurring First | Add'l | Nonrecurring First | Disconnect Add'l | OSS Rates(\$) | | | | | | | | | | | |
| | | | | | | | | | | | | | | SOME C | SOMAN | SOMAN | SOMAN | SOMAN | SOMAN | | | | | | |
| APPLICABLE DISCOUNTS | | | | | | | | | | | | | | | | | | | | | | | | | |
| | | Residence % | | | | | | | 16.00 | | | | | | | | | | | | | | | | |
| | | Business % | | | | | | | 16.00 | | | | | | | | | | | | | | | | |
| | | CSAs % | | | | | | | 16.00 | | | | | | | | | | | | | | | | |
| OPERATIONS SUPPORT SYSTEMS (OSS) - "REGIONAL RATES" | | | | | | | | | | | | | | | | | | | | | | | | | |
| NOTE: (1) CLEC should contact its contract negotiator if it prefers the "state specific" OSS charges as ordered by the State Commissions. The OSS charges currently contained in this rate exhibit are the BellSouth "regional" service ordering charges. CLEC may elect either the state specific Commission ordered rates for the service ordering charges, or CLEC may elect the regional service ordering charge, however, CLEC can not obtain a mixture of the two regardless if CLEC has a interconnection contract established in | | | | | | | | | | | | | | | | | | | | | | | | | |
| | | OSS - Electronic Service Order Charge, Per Local Service Request (LSR) - Resale Only | | | | | | SOME C | | 3.50 | 0.00 | 3.50 | 0.00 | | | | | | | | | | | | |
| | | OSS - Manual Service Order Charge, Per Local Service Request (LSR) - Resale Only | | | | | | SOMAN | | 19.99 | 0.00 | 19.99 | 0.00 | | | | | | | | | | | | |
| ODUF/EODUF SERVICES | | | | | | | | | | | | | | | | | | | | | | | | | |
| OPTIONAL DAILY USAGE FILE (ODUF) | | | | | | | | | | | | | | | | | | | | | | | | | |
| | | ODUF: Recording, per message | | | | | | | 0.0000044 | | | | | | | | | | | | | | | | |
| | | ODUF: Message Processing, per message | | | | | | | 0.002446 | | | | | | | | | | | | | | | | |
| | | ODUF: Message Processing, per Magnetic Tape provisioned | | | | | | | 35.54 | | | | | | | | | | | | | | | | |
| | | ODUF: Data Transmission (CONNECT:DIRECT), per message | | | | | | | 0.0000339 | | | | | | | | | | | | | | | | |
| ENHANCED OPTIONAL DAILY USAGE FILE (EODUF) | | | | | | | | | | | | | | | | | | | | | | | | | |
| | | EODUF: Message Processing, per message | | | | | | | 0.229779 | | | | | | | | | | | | | | | | |
| DIRECTORY ASSISTANCE CUSTOM BRANDING ANNOUNCEMENT via OLNS SOFTWARE | | | | | | | | | | | | | | | | | | | | | | | | | |
| | | Recording of DA Custom Branded Announcement | | | | | | | | 3,000.00 | | | | | | | | | | | | | | | |
| | | Loading of DA Custom Branded Announcement per Switch per OCN | | | | | | | | 1,170.00 | | | | | | | | | | | | | | | |
| DIRECTORY ASSISTANCE UNBRANDING via OLNS SOFTWARE | | | | | | | | | | | | | | | | | | | | | | | | | |
| | | Loading of DA per OCN (1 OCN per Order) | | | | | | | | 420.00 | 420.00 | | | | | | | | | | | | | | |
| | | Loading of DA per Switch per OCN | | | | | | | | 16.00 | 16.00 | | | | | | | | | | | | | | |
| OPERATOR ASSISTANCE CUSTOM BRANDING ANNOUNCEMENT via OLNS SOFTWARE | | | | | | | | | | | | | | | | | | | | | | | | | |
| | | Recording of Custom Branded OA Announcement | | | | | | | | 7,000.00 | 7,000.00 | | | | | | | | | | | | | | |
| | | Loading of Custom Branded OA Announcement per shelf/NAV per OCN | | | | | | | | 500.00 | 500.00 | | | | | | | | | | | | | | |
| | | Loading of OA Custom Branded Announcement per Switch per OCN | | | | | | | | 1,170.00 | 1,170.00 | | | | | | | | | | | | | | |
| OPERATOR ASSISTANCE UNBRANDING via OLNS SOFTWARE | | | | | | | | | | | | | | | | | | | | | | | | | |
| | | Loading of OA per OCN (Regional) | | | | | | | | 1,200.00 | 1,200.00 | | | | | | | | | | | | | | |

Attachment 2

Network Elements and Other Services

TABLE OF CONTENTS

1 Introduction.....3

2 Loops.....7

3 Line Splitting27

4 Unbundled Network Element Combinations28

5 Dedicated Transport and Dark Fiber Transport31

6 Automatic Location Identification/Data Management System (ALI/DMS)38

7 White Pages Listings41

Rates Exhibit A

Rates Exhibit B

ACCESS TO NETWORK ELEMENTS AND OTHER SERVICES

1 Introduction

- 1.1 This Attachment sets forth rates, terms and conditions for unbundled network elements (Network Elements) and combinations of Network Elements (Combinations) that BellSouth offers to NewPhone for NewPhone's provision of Telecommunications Services in accordance with its obligations under Section 251(c)(3) of the Act. Additionally, this Attachment sets forth the rates, terms and conditions for other facilities and services BellSouth makes available to NewPhone (Other Services). Additionally, the provision of a particular Network Element or Other Service may require NewPhone to purchase other Network Elements or services. In the event of a conflict between this Attachment and any other section or provision of this Agreement, the provisions of this Attachment shall control.
- 1.2 The rates for each Network Element, Combinations and Other Services are set forth in Exhibits A and B. If no rate is identified in this Agreement, the rate will be as set forth in the applicable BellSouth tariff or as negotiated by the Parties upon request by either Party. If NewPhone purchases service(s) from a tariff, all terms and conditions and rates as set forth in such tariff shall apply. A one-month minimum billing period shall apply to all Network Elements, Combinations and Other Services.
- 1.3 NewPhone may purchase and use Network Elements and Other Services from BellSouth in accordance with 47 C.F.R § 51.309.
- 1.4 The Parties shall comply with the requirements as set forth in the technical references within this Attachment 2.
- 1.5 NewPhone shall not obtain a Network Element for the exclusive provision of mobile wireless services or interexchange services.
- 1.6 Conversion of Wholesale Services to Network Elements or Network Elements to Wholesale Services. Upon request, BellSouth shall convert a wholesale service, or group of wholesale services, to the equivalent Network Element or Combination that is available to NewPhone pursuant to Section 251 of the Act and under this Agreement or convert a Network Element or Combination that is available to NewPhone pursuant to Section 251 of the Act and under this Agreement to an equivalent wholesale service or group of wholesale services offered by BellSouth (collectively "Conversion"). BellSouth shall charge the applicable nonrecurring switch-as-is rates for Conversions to specific Network Elements or Combinations found in Exhibit A. BellSouth shall also charge the same nonrecurring switch-as-is rates when converting from Network Elements or Combinations. Any rate change resulting from the Conversion will be effective as of the next billing cycle following BellSouth's receipt of a complete and accurate Conversion request from

NewPhone. A Conversion shall be considered termination for purposes of any volume and/or term commitments and/or grandfathered status between NewPhone and BellSouth. Any change from a wholesale service/group of wholesale services to a Network Element/Combination, or from a Network Element/Combination to a wholesale service/group of wholesale services, that requires a physical rearrangement will not be considered to be a Conversion for purposes of this Agreement. BellSouth will not require physical rearrangements if the Conversion can be completed through record changes only. Orders for Conversions will be handled in accordance with the guidelines set forth in the Ordering Guidelines and Processes and CLEC Information Packages as referenced in Sections 1.13.1 and 1.13.2 below.

- 1.7 Except to the extent expressly provided otherwise in this Attachment, NewPhone may not maintain unbundled network elements or combinations of unbundled network elements, that are no longer offered pursuant to this Agreement (collectively "Arrangements"). In the event BellSouth determines that NewPhone has in place any Arrangements after the Effective Date of this Agreement, BellSouth will provide NewPhone with thirty (30) days written notice to disconnect or convert such Arrangements. If NewPhone fails to submit orders to disconnect or convert such Arrangements within such thirty (30) day period, BellSouth will transition such circuits to the equivalent tariffed BellSouth service(s). Those circuits identified and transitioned by BellSouth pursuant to this Section 1.7 shall be subject to all applicable disconnect charges as set forth in this Agreement and the full nonrecurring charges for installation of the equivalent tariffed BellSouth service as set forth in BellSouth's tariffs. The applicable recurring tariff charge shall apply to each circuit as of the Effective Date of this Agreement.
- 1.8 Prior to submitting an order pursuant to this Agreement for high capacity (DS1 or above) Dedicated Transport or high capacity Loops, NewPhone shall undertake a reasonably diligent inquiry to determine whether NewPhone is entitled to unbundled access to such Network Elements in accordance with the terms of this Agreement. By submitting any such order, NewPhone self-certifies that to the best of NewPhone's knowledge, the high capacity Dedicated Transport or high capacity Loop requested is available as a Network Element pursuant to this Agreement. Upon receiving such order, BellSouth shall process the request in reliance upon NewPhone's self-certification. To the extent BellSouth believes that such request does not comply with the terms of this Agreement, BellSouth shall seek dispute resolution in accordance with the General Terms and Conditions of this Agreement. In the event such dispute is resolved in BellSouth's favor, BellSouth shall bill NewPhone the difference between the rates for such circuits pursuant to this Agreement and the applicable nonrecurring and recurring charges for the equivalent tariffed service from the date of installation to the date the circuit is transitioned to the equivalent tariffed service. Within thirty (30) days

following a decision finding in BellSouth's favor, NewPhone shall submit a spreadsheet identifying those non-compliant circuits to be transitioned to tariffed services or disconnected.

- 1.9 NewPhone may utilize Network Elements and Other Services to provide services in accordance with this Agreement, as long as such services are consistent with industry standards and applicable BellSouth Technical References.
- 1.10 BellSouth will perform Routine Network Modifications (RNM) in accordance with FCC 47 C.F.R. § 51.319 (a)(7) and (e)(4) for Loops and Dedicated Transport provided under this Attachment. If BellSouth has anticipated such RNM and performs them during normal operations and has recovered the costs for performing such modifications through the rates set forth in Exhibit A, then BellSouth shall perform such RNM at no additional charge. RNM shall be performed within the intervals established for the Network Element and subject to the performance measurements and associated remedies set forth in Attachment 9 to the extent such RNM were anticipated in the setting of such intervals. If BellSouth has not anticipated a requested network modification as being a RNM and has not recovered the costs of such RNM in the rates set forth in Exhibit A, then such request will be handled as a project on an individual case basis. BellSouth will provide a price quote for the request and, upon receipt of payment from NewPhone, BellSouth shall perform the RNM.
- 1.11 Commingling of Services
 - 1.11.1 Commingling means the connecting, attaching, or otherwise linking of a Network Element, or a Combination, to one or more Telecommunications Services or facilities that NewPhone has obtained at wholesale from BellSouth, or the combining of a Network Element or Combination with one or more such wholesale Telecommunications Services or facilities. NewPhone must comply with all rates, terms or conditions applicable to such wholesale Telecommunications Services or facilities.
 - 1.11.2 Subject to the limitations set forth elsewhere in this Attachment, BellSouth shall not deny access to a Network Element or a Combination on the grounds that one or more of the elements: (1) is connected to, attached to, linked to, or combined with such a facility or service obtained from BellSouth; or (2) shares part of BellSouth's network with access services or inputs for mobile wireless services and/or interexchange services.
 - 1.11.3 Unless otherwise agreed to by the Parties, the Network Element portion of a commingled circuit will be billed at the rates set forth in this Agreement and the remainder of the circuit or service will be billed in accordance with BellSouth's tariffed rates or rates set forth in a separate agreement between the Parties.

- 1.11.4 When multiplexing equipment is attached to a commingled circuit, the multiplexing equipment will be billed from the same agreement or tariff as the higher bandwidth circuit. Central Office Channel Interfaces (COCI) will be billed from the same agreement or tariff as the lower bandwidth circuit.
- 1.11.5 Notwithstanding any other provision of this Agreement, BellSouth shall not be obligated to commingle or combine Network Elements or Combinations with any service, network element or other offering that it is obligated to make available only pursuant to Section 271 of the Act.
- 1.12 Terms and conditions for order cancellation charges and Service Date Advancement Charges will apply in accordance with Attachment 6 and are incorporated herein by this reference. The charges shall be as set forth in Exhibit A.
- 1.13 Ordering Guidelines and Processes
- 1.13.1 For information regarding Ordering Guidelines and Processes for various Network Elements, Combinations and Other Services, NewPhone should refer to the “Guides” section of the BellSouth Interconnection Web site.
- 1.13.2 Additional information may also be found in the individual CLEC Information Packages, located at the “CLEC UNE Products” on BellSouth’s Interconnection Web site at: <http://www.interconnection.bellsouth.com/guides/html/un.es.html>.
- 1.13.3 The provisioning of Network Elements, Combinations and Other Services to NewPhone’s Collocation Space will require cross-connections within the central office to connect the Network Element, Combinations or Other Services to the demarcation point associated with NewPhone’s Collocation Space. These cross-connections are separate components that are not considered a part of the Network Element, Combinations or Other Services and, thus, have a separate charge pursuant to Attachment 4.
- 1.13.4 Testing/Trouble Reporting
- 1.13.4.1 NewPhone will be responsible for testing and isolating troubles on Network Elements. NewPhone must test and isolate trouble to the BellSouth network before reporting the trouble to the UNE Customer Wholesale Interconnection Network Services (CWINS) Center. Upon request from BellSouth at the time of the trouble report, NewPhone will be required to provide the results of the NewPhone test which indicate a problem on the BellSouth network.
- 1.13.4.2 Once NewPhone has isolated a trouble to the BellSouth network, and has issued a trouble report to BellSouth, BellSouth will take the actions necessary to repair the Network Element when trouble is found. BellSouth will repair its network

facilities to its wholesale customers in the same time frames that BellSouth repairs similar services to its retail customers.

- 1.13.4.3 If NewPhone reports a trouble on a BellSouth Network Element and no trouble is found in BellSouth's network, BellSouth will charge NewPhone a Maintenance of Service Charge for any dispatching and testing (both inside and outside the CO) required by BellSouth in order to confirm the Network Element's working status. BellSouth will assess the applicable Maintenance of Service rates from BellSouth's FCC No.1 Tariff, Section 13.3.1.
- 1.13.4.4 In the event BellSouth must dispatch to the customer's location more than once due to incorrect or incomplete information provided by NewPhone (e.g., incomplete address, incorrect contact name/number, etc.), BellSouth will bill NewPhone for each additional dispatch required to repair the Network Element due to the incorrect/incomplete information provided. BellSouth will assess the applicable Maintenance of Service rates from BellSouth's FCC No.1 Tariff, Section 13.3.1.

2 Loops

- 2.1 General. The local loop Network Element is defined as a transmission facility that BellSouth provides pursuant to this Attachment between a distribution frame (or its equivalent) in BellSouth's central office and the loop demarcation point at a customer premises (Loop). Facilities that do not terminate at a demarcation point at a customer premises, including, by way of example, but not limited to, facilities that terminate to another carrier's switch or premises, a cell site, Mobile Switching Center or base station, do not constitute local Loops. The Loop Network Element includes all features, functions, and capabilities of the transmission facilities, including the network interface device, and attached electronics (except those used for the provision of advanced services, such as Digital Subscriber Line Access Multiplexers (DSLAMs)), optronics and intermediate devices (including repeaters and load coils) used to establish the transmission path to the customer's premises, including inside wire owned or controlled by BellSouth. NewPhone shall purchase the entire bandwidth of the Loop and, except as required herein or as otherwise agreed to by the Parties, BellSouth shall not subdivide the frequency of the Loop.
- 2.1.1 The Loop does not include any packet switched features, functions or capabilities.
- 2.1.2 Fiber to the Home (FTTH) loops are local loops consisting entirely of fiber optic cable, whether dark or lit, serving an customer's premises or, in the case of predominantly residential multiple dwelling units (MDUs), a fiber optic cable, whether dark or lit, that extends to the MDU minimum point of entry (MPOE). Fiber to the Curb (FTTC) loops are local loops consisting of fiber optic cable connecting to a copper distribution plant that is not more than five hundred (500) feet from the customer's premises or, in the case of predominantly residential

MDUs, not more than five hundred (500) feet from the MDU's MPOE. The fiber optic cable in a FTTC loop must connect to a copper distribution plant at a serving area interface from which every other copper distribution subloop also is not more than five hundred (500) feet from the respective customer's premises.

- 2.1.2.1 In new build (Greenfield) areas, where BellSouth has only deployed FTTH/FTTC facilities, BellSouth is under no obligation to provide Loops. FTTH facilities include fiber loops deployed to the MPOE of a MDU that is predominantly residential regardless of the ownership of the inside wiring from the MPOE to each customer in the MDU.
- 2.1.2.2 In FTTH/FTTC overbuild situations where BellSouth also has copper Loops, BellSouth will make those copper Loops available to NewPhone on an unbundled basis, until such time as BellSouth chooses to retire those copper Loops using the FCC's network disclosure requirements. In these cases, BellSouth will offer a sixty-four (64) kilobits per second (kbps) second voice grade channel over its FTTH/FTTC facilities.
- 2.1.2.3 Furthermore, in FTTH/FTTC overbuild areas where BellSouth has not yet retired copper facilities, BellSouth is not obligated to ensure that such copper Loops in that area are capable of transmitting signals prior to receiving a request for access to such Loops by NewPhone. If a request is received by BellSouth for a copper Loop, and the copper facilities have not yet been retired, BellSouth will restore the copper Loop to serviceable condition if technically feasible. In these instances of Loop orders in an FTTH/FTTC overbuild area, BellSouth's standard Loop provisioning interval will not apply, and the order will be handled on a project basis by which the Parties will negotiate the applicable provisioning interval
- 2.1.3 A hybrid Loop is a local Loop, composed of both fiber optic cable, usually in the feeder plant, and copper twisted wire or cable, usually in the distribution plant. BellSouth shall provide NewPhone with nondiscriminatory access to the time division multiplexing features, functions and capabilities of such hybrid Loop, on an unbundled basis to establish a complete transmission path between BellSouth's central office and a customer's premises.
- 2.1.4 DS1 and DS3 Loop Requirements
- 2.1.4.1 For purposes of this Section 2, a Business Line is defined in 47 C.F.R. § 51.5.
- 2.1.4.2 Notwithstanding anything to the contrary in this Agreement, and except as set forth in Section 2.1.4.12 below, BellSouth shall make available DS1 and DS3 Loops as described in this Section 2.1.4 except as described below:
 - 2.1.4.2.1 DS1 Loops at any location within the service area of a wire center containing sixty thousand (60,000) or more Business Lines and four (4) or more fiber-based collocators.

- 2.1.4.2.2 DS3 Loops at any location within the service area of a wire center containing thirty-eight thousand (38,000) or more Business Lines and four (4) or more fiber-based collocators.
- 2.1.4.3 A list of wire centers meeting the criteria set forth in Sections 2.1.4.2.1 and 2.1.4.2.2 above as of March 10, 2005 (Initial Wire Center List), is available on BellSouth's Interconnection Services Web site.
- 2.1.4.4 Once a wire center exceeds both of the thresholds set forth in Section 2.1.4.2.1 above, no future DS1 Loop unbundling will be required in that wire center.
- 2.1.4.5 Once a wire center exceeds both of the thresholds set forth in Section 2.1.4.2.2 above, no future DS3 Loop unbundling will be required in that wire center.
- 2.1.4.6 Modifications and Updates to the Wire Center List and Subsequent Transition Periods
 - 2.1.4.6.1 In the event BellSouth identifies additional wire centers that meet the criteria set forth in Section 2.1.4.2 above but that were not included in the Initial Wire Center List, BellSouth shall include such additional wire centers in a carrier notification letter (CNL). Each such list of additional wire centers shall be considered a "Subsequent Wire Center List".
 - 2.1.4.6.2 Effective ten (10) business days after the date of a BellSouth CNL providing a Subsequent Wire Center List, BellSouth shall not be required to unbundle DS1 and/or DS3 Loops, as applicable, in such additional wire center(s), except pursuant to the self-certification process as set forth in Section 1.8 above.
 - 2.1.4.6.3 For purposes of Section 2.1.4.6 above, BellSouth shall make available DS1 and DS3 Loops that were in service for NewPhone in a wire center on the Subsequent Wire Center List as of the tenth (10th) business day after the date of BellSouth's CNL identifying the Subsequent Wire Center List (Subsequent Embedded Base) until ninety (90) days after the tenth (10th) business day from the date of BellSouth's CNL identifying the Subsequent Wire Center List (Subsequent Transition Period).
 - 2.1.4.6.4 Subsequent disconnects or loss of customers shall be removed from the Subsequent Embedded Base.
 - 2.1.4.6.5 The rates set forth in Exhibit B shall apply to the Subsequent Embedded Base during the Subsequent Transition Period.
 - 2.1.4.6.6 No later than forty (40) days from BellSouth's CNL identifying the Subsequent Wire Center List, NewPhone shall submit a spreadsheet(s) identifying the Subsequent Embedded Base of circuits to be disconnected or converted to other

BellSouth services. The Parties shall negotiate a project schedule for the Conversion of the Subsequent Embedded Base.

- 2.1.4.6.6.1 If NewPhone fails to submit the spreadsheet(s) specified in Section 2.1.4.6.6 above for all of its Subsequent Embedded Base within forty (40) days after the date of BellSouth's CNL identifying the Subsequent Wire Center List, BellSouth will identify NewPhone's remaining Subsequent Embedded Base, if any, and will transition such circuits to the equivalent tariffed BellSouth service(s). Those circuits identified and transitioned by BellSouth shall be subject to the applicable disconnect charges as set forth in this Agreement and the full nonrecurring charges for installation of the equivalent tariffed BellSouth service as set forth in BellSouth's tariffs.
- 2.1.4.6.6.2 For Subsequent Embedded Base circuits converted pursuant to Section 2.1.4.6.6 above or transitioned pursuant to Section 2.1.4.6.6.1 above, the applicable recurring tariff charges shall apply as of the earlier of the date each circuit is converted or transitioned, as applicable, or the first day after the end of the Subsequent Transition Period.
- 2.1.5 Where facilities are available, BellSouth will install Loops in compliance with BellSouth's Products and Services Interval Guide available at BellSouth's Interconnection Web site. For orders of fifteen (15) or more Loops, the installation and any applicable Order Coordination (OC) as described below will be handled on a project basis, and the intervals will be set by the BellSouth project manager for that order. When Loops require a Service Inquiry (SI) prior to issuing the order to determine if facilities are available, the interval for the SI process is separate from the installation interval.
- 2.1.6 The Loop shall be provided to NewPhone in accordance with BellSouth's TR73600 Unbundled Local Loop Technical Specification and applicable industry standard technical references.
- 2.1.7 BellSouth will only provision, maintain and repair the Loops to the standards that are consistent with the type of Loop ordered.
- 2.1.7.1 When a BellSouth technician is required to be dispatched to provision the Loop, BellSouth will tag the Loop with the Circuit ID number and the name of the ordering CLEC. When a dispatch is not required to provision the Loop, BellSouth will tag the Loop on the next required visit to the customer's location. If NewPhone wants to ensure the Loop is tagged during the provisioning process for Loops that may not require a dispatch (e.g., UVL-SL1, UVL-SL2, and UCL-ND), NewPhone may order Loop Tagging. Rates for Loop Tagging are as set forth in Exhibit A.

2.1.7.2 For voice grade Loop orders (or orders for Loops intended to provide voice grade services), NewPhone shall have dial-tone available for that Loop forty-eight (48) hours prior to the Loop order completion due date.

2.1.8 OC and Order Coordination-Time Specific (OC-TS)

2.1.8.1 OC allows BellSouth and NewPhone to coordinate the installation of the SL2 Loops, Unbundled Digital Loops (UDL) and other Loops where OC may be purchased as an option, to NewPhone's facilities to limit customer service outage. OC is available when the Loop is provisioned over an existing circuit that is currently providing service to the customer. OC for physical conversions will be scheduled at BellSouth's discretion during normal working hours on the committed due date. OC shall be provided in accordance with the chart set forth below.

2.1.8.2 OC-TS allows NewPhone to order a specific time for OC to take place. BellSouth will make commercially reasonable efforts to accommodate NewPhone's specific conversion time request. However, BellSouth reserves the right to negotiate with NewPhone a conversion time based on load and appointment control when necessary. This OC-TS is a chargeable option for all Loops except Unbundled Copper Loops (UCL) and is billed in addition to the OC charge. NewPhone may specify a time between 9:00 a.m. and 4:00 p.m. (location time) Monday through Friday (excluding holidays). If NewPhone specifies a time outside this window, or selects a time or quantity of Loops that requires BellSouth technicians to work outside normal work hours, overtime charges will apply in addition to the OC and OC-TS charges. Overtime charges will be applied based on the amount of overtime worked and in accordance with the rates established in BellSouth's intrastate Access Services Tariff, Section E13.2, for each state. The OC-TS charges for an order due on the same day at the same location will be applied on a per LSR basis.

2.1.9

| | Order Coordination (OC) | Order Coordination – Time Specific (OC-TS) | Test Points | DLR | Charge for Dispatch and Testing if No Trouble Found |
|----------------------------|--------------------------------|---|--------------------|---|--|
| SL-1 (Non-Designed) | Chargeable Option | Chargeable Option | Not available | Chargeable Option – ordered as Engineering Information Document | Charged for Dispatch inside and outside Central Office |
| UCL-ND | Chargeable | Not Available | Not | Chargeable Option – | Charged for Dispatch inside and outside |

| (Non-Designed) | Option | | Available | ordered as Engineering Information Document | Central Office |
|---|---|-------------------|------------------------------|---|---|
| Unbundled Voice Loops - SL-2 (including 2- and 4-wire UVL) (Designed) | Included | Chargeable Option | Included | Included | Charged for Dispatch outside Central Office |
| Unbundled Digital Loop (Designed) | Included | Chargeable Option | Included (where appropriate) | Included | Charged for Dispatch outside Central Office |
| Unbundled Copper Loop (Designed) | Chargeable in accordance with Section 2 | Not available | Included | Included | Charged for Dispatch outside Central Office |
| For UVL-SL1 and UCLs, NewPhone must order and will be billed for both OC and OC-TS if requesting OC-TS. | | | | | |

2.1.10 CLEC to CLEC Conversions for Unbundled Loops

2.1.10.1 The CLEC to CLEC conversion process for Loops may be used by NewPhone when converting an existing Loop from another CLEC for the same customer. The Loop type being converted must be included in NewPhone's Agreement before requesting a conversion.

2.1.10.2 To utilize the CLEC to CLEC conversion process, the Loop being converted must be the same Loop type with no requested changes to the Loop, must serve the same customer location from the same serving wire center, and must not require an outside dispatch to provision.

2.1.10.3 The Loops converted to NewPhone pursuant to the CLEC to CLEC conversion process shall be provisioned in the same manner and with the same functionality and options as described in this Agreement for the specific Loop type.

2.1.11 Bulk Migration

2.1.11.1 BellSouth will make available to NewPhone a Bulk Migration process pursuant to which NewPhone may request to migrate port/loop combinations, provisioned pursuant to a separate agreement between the parties, to Loops (UNE-L). The Bulk Migration process may be used if such loop/port combinations are (1) associated with two (2) or more Existing Account Telephone Numbers (EATNs);

and (2) located in the same Central Office. The terms and conditions for use of the Bulk Migration process are described in the BellSouth CLEC Information Package. The CLEC Information Package is located on BellSouth's Interconnection Web site:

www.interconnection.bellsouth.com/guides/html/unec.html. The rates for the Bulk Migration process shall be the nonrecurring rates associated with the Loop type being requested on the Bulk Migration, as set forth in Exhibit A. Additionally, OSS charges will also apply. Loops connected to Integrated Digital Loop Carrier (IDLC) systems will be migrated pursuant to Section 2.6 below.

- 2.1.11.2 Should NewPhone request migration for two (2) or more EATNs containing fifteen (15) or more circuits, NewPhone must use the Bulk Migration process referenced in 2.1.11.1 above.
- 2.2 Unbundled Voice Loops (UVLs)
 - 2.2.1 BellSouth shall make available the following UVLs:
 - 2.2.1.1 2-wire Analog Voice Grade Loop – SL1 (Non-Designed);
 - 2.2.1.2 2-wire Analog Voice Grade Loop – SL2 (Designed); or
 - 2.2.1.3 4-wire Analog Voice Grade Loop (Designed).
 - 2.2.2 UVL may be provisioned using any type of facility that will support voice grade services. This may include loaded copper, non-loaded copper, digital loop carrier systems, fiber/copper combination (hybrid loop) or a combination of any of these facilities. BellSouth, in the normal course of maintaining, repairing, and configuring its network, may also change the facilities that are used to provide any given voice grade circuit. This change may occur at any time. In these situations, BellSouth will only ensure that the newly provided facility will support voice grade services. BellSouth will not guarantee that NewPhone will be able to continue to provide any advanced services over the new facility. BellSouth will offer UVL in two different service levels - Service Level One (SL1) and Service Level Two (SL2).
 - 2.2.3 Unbundled Voice Loop - SL1 (UVL-SL1). Loops are 2-wire loop start circuits, will be non-designed, and will not have remote access test points. OC will be offered as a chargeable option on SL1 Loops when reuse of existing facilities has been requested by NewPhone, however, OC is always required on UCLs that involve the reuse of facilities that are currently providing service. NewPhone may also order OC-TS when a specified conversion time is requested. OC-TS is a chargeable option for any coordinated order and is billed in addition to the OC charge. An Engineering Information (EI) document can be ordered as a chargeable option. The EI document provides Loop Make-Up information which

is similar to the information normally provided in a Design Layout Record (DLR). Upon issuance of a non-coordinated order in the service order system, SL1 Loops will be activated on the due date in the same manner and time frames that BellSouth normally activates POTS-type Loops for its customers.

2.2.4 For an additional charge BellSouth will make available Loop Testing so that NewPhone may request further testing on new UVL-SL1 Loops. Rates for Loop Testing are as set forth in Exhibit A.

2.2.5 Unbundled Voice Loop – SL2 (UVL-SL2). Loops may be 2-wire or 4-wire circuits, shall have remote access test points, and will be designed with a DLR provided to NewPhone. SL2 circuits can be provisioned with loop start, ground start or reverse battery signaling. OC is provided as a standard feature on SL2 Loops. The OC feature will allow NewPhone to coordinate the installation of the Loop with the disconnect of an existing customer's service and/or number portability service. In these cases, BellSouth will perform the order conversion with standard order coordination at its discretion during normal work hours.

2.3 Unbundled Digital Loops

2.3.1 BellSouth will offer UDLs. UDLs are service specific, will be designed, will be provisioned with test points (where appropriate), and will come standard with OC and a DLR. The various UDLs are intended to support a specific digital transmission scheme or service.

2.3.2 BellSouth shall make available the following UDLs, subject to restrictions set forth herein:

2.3.2.1 2-wire Unbundled ISDN Digital Loop;

2.3.2.2 2-wire Unbundled ADSL Compatible Loop;

2.3.2.3 2-wire Unbundled HDSL Compatible Loop;

2.3.2.4 4-wire Unbundled HDSL Compatible Loop;

2.3.2.5 4-wire Unbundled DS1 Digital Loop;

2.3.2.6 4-wire Unbundled Digital Loop/DS0 – 64 kbps, 56 kbps and below;

2.3.2.7 DS3 Loop; or

2.3.2.8 STS-1 Loop.

2.3.3 2-wire Unbundled ISDN Digital Loops. These will be provisioned according to industry standards for 2-Wire Basic Rate ISDN services and will come standard

with a test point, OC, and a DLR. NewPhone will be responsible for providing BellSouth with a Service Profile Identifier (SPID) associated with a particular ISDN-capable Loop and customer. With the SPID, BellSouth will be able to adequately test the circuit and ensure that it properly supports ISDN service.

- 2.3.4 2-wire ADSL-Compatible Loop. This is a designed Loop that is provisioned according to Revised Resistance Design (RRD) criteria and may be up to eighteen thousand (18,000) feet long and may have up to six thousand (6,000) feet of bridged tap (inclusive of Loop length). The Loop is a 2-wire circuit and will come standard with a test point, OC, and a DLR.
- 2.3.5 2-wire or 4-wire HDSL-Compatible Loop. This is a designed Loop that meets Carrier Serving Area (CSA) specifications, may be up to twelve thousand (12,000) feet long and may have up to twenty-five hundred (2,500) feet of bridged tap (inclusive of Loop length). It may be a 2-wire or 4-wire circuit and will come standard with a test point, OC, and a DLR.
- 2.3.6 4-wire Unbundled DS1 Digital Loop.
- 2.3.6.1 This is a designed 4-wire Loop that is provisioned according to industry standards for DS1 or Primary Rate ISDN services and will come standard with a test point, OC, and a DLR. A DS1 Loop may be provisioned over a variety of loop transmission technologies including copper, HDSL-based technology or fiber optic transport systems. It will include a 4-wire DS1 Network Interface at the customer's location. For purposes of this Agreement, DS1 Loops include 2-wire and 4-Wire copper Loops capable of providing high-bit rate digital subscriber line services, such as 2-wire and 4-wire HDSL Compatible Loops.
- 2.3.6.2 BellSouth shall not provide more than ten (10) unbundled DS1 Loops to NewPhone at any single building in which DS1 Loops are available as unbundled Loops.
- 2.3.7 4-wire Unbundled Digital/DS0 Loop. These are designed 4-wire Loops that may be configured as sixty-four (64)kbps, fifty-six (56)kbps, nineteen (19)kbps, and other sub-rate speeds associated with digital data services and will come standard with a test point, OC, and a DLR.
- 2.3.8 DS3 Loop. DS3 Loop is a two-point digital transmission path which provides for simultaneous two-way transmission of serial, bipolar, return-to-zero isochronous digital electrical signals at a transmission rate of forty-four point seven thirty-six (44.736) megabits per second (Mbps) that is dedicated to the use of the ordering CLEC. It may provide transport for twenty-eight (28) DS1 channels, each of which provides the digital equivalent of twenty-four (24) analog voice grade channels. The interface to unbundled dedicated DS3 transport is a metallic-based electrical interface.

- 2.3.9 STS-1 Loop. STS-1 Loop is a high-capacity digital transmission path with SONET VT1.5 mapping that is dedicated for the use of the ordering customer. It is a two-point digital transmission path which provides for simultaneous two-way transmission of serial bipolar return-to-zero synchronous digital electrical signals at a transmission rate of fifty-one point eighty-four (51.84) Mbps. It may provide transport for twenty-eight (28) DS1 channels, each of which provides the digital equivalent of twenty-four (24) analog voice grade channels. The interface to unbundled dedicated STS-1 transport is a metallic-based electrical interface.
- 2.3.10 Both DS3 Loop and STS-1 Loop require a SI in order to ascertain availability.
- 2.3.11 DS3 services come with a test point and a DLR. Mileage is airline miles, rounded up and a minimum of one (1) mile applies. BellSouth's TR73501 LightGate[®] Service Interface and Performance Specifications, Issue D, June 1995 applies to DS3 services.
- 2.3.12 NewPhone may obtain a maximum of a single Unbundled DS3 Loop to any single building in which DS3 Loops are available as Unbundled Loops.
- 2.4 Unbundled Copper Loops (UCL).
- 2.4.1 BellSouth shall make available UCLs. The UCL is a copper twisted pair Loop that is unencumbered by any intervening equipment (e.g., filters, load coils, range extenders, digital loop carrier, or repeaters) and is not intended to support any particular telecommunications service. The UCL will be offered in two (2) types – Designed and Non-Designed.
- 2.4.2 Unbundled Copper Loop – Designed (UCL-D)
- 2.4.2.1 The UCL-D will be provisioned as a dry copper twisted pair (2-wire or 4-wire) Loop that is unencumbered by any intervening equipment (e.g., filters, load coils, range extenders, digital loop carrier, or repeaters).
- 2.4.2.2 A UCL-D will be eighteen thousand (18,000) feet or less in length and is provisioned according to Resistance Design parameters, may have up to six thousand (6,000) feet of bridged tap and will have up to thirteen hundred (1300) Ohms of resistance.
- 2.4.2.3 The UCL-D is a designed circuit, is provisioned with a test point, and comes standard with a DLR. OC is a chargeable option for a UCL-D; however, OC is always required on UCLs where a reuse of existing facilities has been requested by NewPhone.
- 2.4.2.4 These Loops are not intended to support any particular services and may be utilized by NewPhone to provide a wide-range of telecommunications services as

long as those services do not adversely affect BellSouth's network. This facility will include a Network Interface Device (NID) at the customer's location for the purpose of connecting the Loop to the customer's inside wire.

2.4.3 Unbundled Copper Loop – Non-Designed (UCL-ND)

2.4.3.1 The UCL-ND is provisioned as a dedicated 2-wire metallic transmission facility from BellSouth's Main Distribution Frame (MDF) to a customer's premises (including the NID). The UCL-ND will be a "dry copper" facility in that it will not have any intervening equipment such as load coils, repeaters, or digital access main lines (DAMLs), and may have up to six thousand (6,000) feet of bridged tap between the customer's premises and the serving wire center. The UCL-ND typically will be thirteen hundred (1300) Ohms resistance and in most cases will not exceed eighteen thousand (18,000) feet in length, although the UCL-ND will not have a specific length limitation. For Loops less than eighteen thousand (18,000) feet and with less than thirteen hundred (1300) Ohms resistance, the Loop will provide a voice grade transmission channel suitable for loop start signaling and the transport of analog voice grade signals. The UCL-ND will not be designed and will not be provisioned with either a DLR or a test point.

2.4.3.2 The UCL-ND facilities may be mechanically assigned using BellSouth's assignment systems. Therefore, the Loop Makeup (LMU) process is not required to order and provision the UCL-ND. However, NewPhone can request LMU for which additional charges would apply.

2.4.3.3 For an additional charge, BellSouth also will make available Loop Testing so that NewPhone may request further testing on the UCL-ND. Rates for Loop Testing are as set forth in Exhibit A.

2.4.3.4 UCL-ND Loops are not intended to support any particular service and may be utilized by NewPhone to provide a wide-range of telecommunications services as long as those services do not adversely affect BellSouth's network. The UCL-ND will include a NID at the customer's location for the purpose of connecting the Loop to the customer's inside wire.

2.4.3.5 OC will be provided as a chargeable option and may be utilized when the UCL-ND provisioning is associated with the reuse of BellSouth facilities. OC-TS does not apply to this product.

2.4.3.6 NewPhone may use BellSouth's Unbundled Loop Modification (ULM) offering to remove excessive bridged taps and/or load coils from any copper Loop within the BellSouth network. Therefore, some Loops that would not qualify as UCL-ND could be transformed into Loops that do qualify, using the ULM process.

2.5 Unbundled Loop Modifications (Line Conditioning)

- 2.5.1 Line Conditioning is defined as routine network modification that BellSouth regularly undertakes to provide xDSL services to its own customers. This may include the removal of any device, from a copper Loop or copper Subloop that may diminish the capability of the Loop or Subloop to deliver high-speed switched wireline telecommunications capability, including xDSL service. Such devices include, load coils, excessive bridged taps, low pass filters, and range extenders. Excessive bridged taps are bridged taps that serves no network design purpose and that are beyond the limits set according to industry standards and/or the BellSouth's TR 73600 Unbundled Local Loop Technical Specification.
- 2.5.2 BellSouth will remove load coils only on copper Loops and Subloops that are less than eighteen thousand (18,000) feet in length.
- 2.5.3 For any copper loop being ordered by NewPhone which has over six thousand (6,000) feet of combined bridged tap will be modified, upon request from NewPhone, so that the loop will have a maximum of six thousand (6,000) feet of bridged tap. This modification will be performed at no additional charge to NewPhone. Loop conditioning orders that require the removal of bridged tap that serves no network design purpose on a copper Loop that will result in a combined total of bridged tap between two thousand five hundred (2,500) and six thousand (6,000) feet will be performed at the rates set forth in Exhibit A.
- 2.5.4 NewPhone may request removal of any unnecessary and non-excessive bridged tap (bridged tap between zero (0) and two thousand five hundred (2,500) feet which serves no network design purpose), at rates pursuant to BellSouth's SC Process as mutually agreed to by the Parties.
- 2.5.5 Rates for ULM are as set forth in Exhibit A.
- 2.5.6 BellSouth will not modify a Loop in such a way that it no longer meets the technical parameters of the original Loop type (e.g., voice grade, ADSL, etc.) being ordered.
- 2.5.7 If NewPhone requests ULM on a reserved facility for a new Loop order, BellSouth may perform a pair change and provision a different Loop facility in lieu of the reserved facility with ULM if feasible. The Loop provisioned will meet or exceed specifications of the requested Loop facility as modified. NewPhone will not be charged for ULM if a different Loop is provisioned. For Loops that require a DLR or its equivalent, BellSouth will provide LMU detail of the Loop provisioned.
- 2.5.8 NewPhone shall request Loop make up information pursuant to this Attachment prior to submitting a service inquiry and/or a LSR for the Loop type that NewPhone desires BellSouth to condition.

2.5.9 When requesting ULM for a Loop that BellSouth has previously provisioned for NewPhone, NewPhone will submit a SI to BellSouth. If a spare Loop facility that meets the Loop modification specifications requested by NewPhone is available at the location for which the ULM was requested, NewPhone will have the option to change the Loop facility to the qualifying spare facility rather than to provide ULM. In the event that BellSouth changes the Loop facility in lieu of providing ULM, NewPhone will not be charged for ULM but will only be charged the service order charges for submitting an order.

2.6 Loop Provisioning Involving IDLC

2.6.1 Where NewPhone has requested an Unbundled Loop and BellSouth uses IDLC systems to provide the local service to the customer and BellSouth has a suitable alternate facility available, BellSouth will make such alternative facilities available to NewPhone. If a suitable alternative facility is not available, then to the extent it is technically feasible, BellSouth will implement one of the following alternative arrangements for NewPhone (e.g., hairpinning):

1. Roll the circuit(s) from the IDLC to any spare copper that exists to the customer premises.
2. Roll the circuit(s) from the IDLC to an existing DLC that is not integrated.
3. If capacity exists, provide "side-door" porting through the switch.
4. If capacity exists, provide "Digital Access Cross-Connect System (DACS)-door" porting (if the IDLC routes through a DACS prior to integration into the switch).

2.6.2 Arrangements 3 and 4 above require the use of a designed circuit. Therefore, non-designed Loops such as the SL1 voice grade and UCL-ND may not be ordered in these cases.

2.6.3 If no alternate facility is available, and upon request from NewPhone, and if agreed to by both Parties, BellSouth may utilize its SC process to determine the additional costs required to provision facilities. NewPhone will then have the option of paying the one-time SC rates to place the Loop.

2.7 Network Interface Device

2.7.1 The NID is defined as any means of interconnection of the customer's premises wiring to BellSouth's distribution plant, such as a cross-connect device used for that purpose. The NID is a single line termination device or that portion of a multiple line termination device required to terminate a single line or circuit at the premises. The NID features two (2) independent chambers or divisions that separate the service provider's network from the customer's premises wiring. Each chamber or division contains the appropriate connection points or posts to which the service provider and the customer each make their connections. The

NID provides a protective ground connection and is capable of terminating cables such as twisted pair cable.

- 2.7.2 BellSouth shall permit NewPhone to connect NewPhone's Loop facilities to the customer's premises wiring through the BellSouth NID or at any other technically feasible point.

2.7.3 Access to NID

- 2.7.3.1 NewPhone may access the customer's premises wiring by any of the following means and NewPhone shall not disturb the existing form of electrical protection and shall maintain the physical integrity of the NID:

- 2.7.3.1.1 BellSouth shall allow NewPhone to connect its Loops directly to BellSouth's multi-line residential NID enclosures that have additional space and are not used by BellSouth or any other telecommunications carriers to provide service to the premises;

- 2.7.3.1.2 Where an adequate length of the customer's premises wiring is present and environmental conditions permit, either Party may remove the customer premises wiring from the other Party's NID and connect such wiring to that Party's own NID;

- 2.7.3.1.3 Either Party may enter the subscriber access chamber or dual chamber NID enclosures for the purpose of extending a cross-connect or spliced jumper wire from the customer premises wiring through a suitable "punch-out" hole of such NID enclosures; or

- 2.7.3.1.4 NewPhone may request BellSouth to make other rearrangements to the customer premises wiring terminations or terminal enclosure on a time and materials cost basis.

- 2.7.3.2 In no case shall either Party remove or disconnect the other Party's loop facilities from either Party's NIDs, enclosures, or protectors unless the applicable Commission has expressly permitted the same and the disconnecting Party provides prior notice to the other Party. In such cases, it shall be the responsibility of the Party disconnecting loop facilities to leave undisturbed the existing form of electrical protection and to maintain the physical integrity of the NID. It will be NewPhone's responsibility to ensure there is no safety hazard, and NewPhone will hold BellSouth harmless for any liability associated with the removal of the BellSouth Loop from the BellSouth NID. Furthermore, it shall be the responsibility of the disconnecting Party, once the other Party's loop has been disconnected from the NID, to reconnect the disconnected loop to a nationally recognized testing laboratory listed station protector, which has been grounded as per Article 800 of the National Electrical Code. If no spare station protector exists

in the NID, the disconnected loop must be appropriately cleared, capped and stored.

2.7.3.3 NewPhone shall not remove or disconnect ground wires from BellSouth's NIDs, enclosures, or protectors.

2.7.3.4 NewPhone shall not remove or disconnect NID modules, protectors, or terminals from BellSouth's NID enclosures.

2.7.3.5 Due to the wide variety of NID enclosures and outside plant environments, BellSouth will work with NewPhone to develop specific procedures to establish the most effective means of implementing this section if the procedures set forth herein do not apply to the NID in question.

2.7.4 Technical Requirements

2.7.4.1 The NID shall provide an accessible point of interconnection and shall maintain a connection to ground.

2.7.4.2 If an existing NID is accessed, it shall be capable of transferring electrical analog or digital signals between the customer's premises and the distribution media and/or cross-connect to NewPhone's NID.

2.7.4.3 Existing BellSouth NIDs will be operational and provided in "as is" condition. NewPhone may request BellSouth to do additional work to the NID on a time and material basis. When NewPhone deploys its own local loops in a multiple-line termination device, NewPhone shall specify the quantity of NID connections that it requires within such device.

2.8 Subloop Elements.

2.8.1 Where facilities permit, BellSouth shall offer access to its Unbundled Subloop (USL) elements as specified herein.

2.8.2 Unbundled Subloop Distribution (USLD)

2.8.2.1 The USLD facility is a dedicated transmission facility that BellSouth provides from an customer's point of demarcation to a BellSouth cross-connect device. The BellSouth cross-connect device may be located within a remote terminal (RT) or a stand-alone cross-box in the field or in the equipment room of a building. The USLD media is a copper twisted pair that can be provisioned as a 2-wire or 4-wire facility. BellSouth will make available the following subloop distribution offerings where facilities exist:

USLD – Voice Grade (USLD-VG)
Unbundled Copper Subloop (UCSL)

USLD – Intrabuilding Network Cable (USLD-INC (aka riser cable))

- 2.8.2.2 USLD-VG is a copper subloop facility from the cross-box in the field up to and including the point of demarcation at the customer's premises and may have load coils.
- 2.8.2.3 UCSL is a copper facility eighteen thousand (18,000) feet or less in length provided from the cross-box in the field up to and including the customer's point of demarcation. If available, this facility will not have any intervening equipment such as load coils between the customer and the cross-box.
- 2.8.2.3.1 If NewPhone requests a UCSL and it is not available, NewPhone may request the copper Subloop facility be modified pursuant to the ULM process to remove load coils and/or excessive bridged taps. If load coils and/or excessive bridged taps are removed, the facility will be classified as a UCSL.
- 2.8.2.4 USLD-INC is the distribution facility owned or controlled by BellSouth inside a building or between buildings on the same property that is not separated by a public street or road. USLD-INC includes the facility from the cross-connect device in the building equipment room up to and including the point of demarcation at the customer's premises.
- 2.8.2.4.1 Upon request for USLD-INC from NewPhone, BellSouth will install a cross-connect panel in the building equipment room for the purpose of accessing USLD-INC pairs from a building equipment room. The cross-connect panel will function as a single point of interconnection (SPOI) for USLD-INC and will be accessible by multiple carriers as space permits. BellSouth will place cross-connect blocks in twenty five (25) pair increments for NewPhone's use on this cross-connect panel. NewPhone will be responsible for connecting its facilities to the twenty five (25) pair cross-connect block(s).
- 2.8.2.5 For access to Voice Grade USLD and UCSL, NewPhone shall install a cable to the BellSouth cross-box pursuant to the terms and conditions for physical collocation for remote sites set forth in Attachment 4. This cable would be connected by a BellSouth technician within the BellSouth cross-box during the set-up process. NewPhone's cable pairs can then be connected to BellSouth's USL within the BellSouth cross-box by the BellSouth technician.
- 2.8.2.6 Through the SI process, BellSouth will determine whether access to USLs at the location requested by NewPhone is technically feasible and whether sufficient capacity exists in the cross-box. If existing capacity is sufficient to meet NewPhone's request, then BellSouth will perform the site set-up as described in the CLEC Information Package, located at BellSouth's Interconnection Web site: www.interconnection.bellsouth.com/products/html/unec.html.

- 2.8.2.7 The site set-up must be completed before NewPhone can order Subloop pairs. For the site set-up in a BellSouth cross-connect box in the field, BellSouth will perform the necessary work to splice NewPhone's cable into the cross-connect box. For the site set-up inside a building equipment room, BellSouth will perform the necessary work to install the cross-connect panel and the connecting block(s) that will be used to provide access to the requested USLs.
- 2.8.2.8 Once the site set-up is complete, NewPhone will request Subloop pairs through submission of a LSR form to the LCSC. OC is required with USL pair provisioning when NewPhone requests reuse of an existing facility, and the OC charge shall be billed in addition to the USL pair rate. For expedite requests by NewPhone for Subloop pairs, expedite charges will apply for intervals less than five (5) days.
- 2.8.2.9 USLs will be provided in accordance with BellSouth's TR 73600 Unbundled Local Loop Technical Specifications.
- 2.8.3 Unbundled Network Terminating Wire (UNTW)
- 2.8.3.1 UNTW is unshielded twisted copper wiring that is used to extend circuits from an intra-building network cable terminal or from a building entrance terminal to an individual customer's point of demarcation. It is the final portion of the Loop that in multi-subscriber configurations represents the point at which the network branches out to serve individual subscribers.
- 2.8.3.2 This element will be provided in MDUs and/or Multi-Tenants Units (MTUs) where either Party owns wiring all the way to the customer's premises. Neither Party will provide this element in locations where the property owner provides its own wiring to the customer's premises, where a third party owns the wiring to the customer's premises.
- 2.8.3.3 Requirements
- 2.8.3.3.1 On a multi-unit premises, upon request of the other Party (Requesting Party), the Party owning the network terminating wire (Provisioning Party) will provide access to UNTW pairs on an Access Terminal that is suitable for use by multiple carriers at each Garden Terminal or Wiring Closet.
- 2.8.3.3.2 The Provisioning Party shall not be required to install new or additional NTW beyond existing NTW to provision the services of the Requesting Party.
- 2.8.3.3.3 In existing MDUs and/or MTUs in which BellSouth does not own or control wiring (INC/NTW) to the customers premises, and NewPhone does own or control such wiring, NewPhone will install UNTW Access Terminals for BellSouth

under the same terms and conditions as BellSouth provides UNTW Access Terminals to NewPhone.

- 2.8.3.3.4 In situations in which BellSouth activates a UNTW pair, BellSouth will compensate NewPhone for each pair activated commensurate to the price specified in NewPhone's Agreement.
- 2.8.3.3.5 Upon receipt of the UNTW SI requesting access to the Provisioning Party's UNTW pairs at a multi-unit premises, representatives of both Parties will participate in a meeting at the site of the requested access. The purpose of the site visit will include discussion of the procedures for installation and location of the Access Terminals. By request of the Requesting Party, an Access Terminal will be installed either adjacent to each of the Provisioning Party's Garden Terminal or inside each Wiring Closet. The Requesting Party will deliver and connect its central office facilities to the UNTW pairs within the Access Terminal. The Requesting Party may access any available pair on an Access Terminal. A pair is available when a pair is not being utilized to provide service or where the customer has requested a change in its local service provider to the Requesting Party. Prior to connecting the Requesting Party's service on a pair previously used by the Provisioning Party, the Requesting Party is responsible for ensuring the customer is no longer using the Provisioning Party's service or another CLEC's service before accessing UNTW pairs.
- 2.8.3.3.6 Access Terminal installation intervals will be established on an individual case basis.
- 2.8.3.3.7 The Requesting Party is responsible for obtaining the property owner's permission for the Provisioning Party to install an Access Terminal(s) on behalf of the Requesting Party. The submission of the SI by the Requesting Party will serve as certification by the Requesting Party that such permission has been obtained. If the property owner objects to Access Terminal installations that are in progress or within thirty (30) days after completion and demands removal of Access Terminals, the Requesting Party will be responsible for costs associated with removing Access Terminals and restoring the property to its original state prior to Access Terminals being installed.
- 2.8.3.3.8 The Requesting Party shall indemnify and hold harmless the Provisioning Party against any claims of any kind that may arise out of the Requesting Party's failure to obtain the property owner's permission. The Requesting Party will be billed for nonrecurring and recurring charges for accessing UNTW pairs at the time the Requesting Party activates the pair(s). The Requesting Party will notify the Provisioning Party within five (5) business days of activating UNTW pairs using the LSR form.

- 2.8.3.3.9 If a trouble exists on a UNTW pair, the Requesting Party may use an alternate spare pair that serves that customer if a spare pair is available. In such cases, the Requesting Party will re-terminate its existing jumper from the defective pair to the spare pair. Alternatively, the Requesting Party will isolate and report troubles in the manner specified by the Provisioning Party. The Requesting Party must tag the UNTW pair that requires repair. If the Provisioning Party dispatches a technician on a reported trouble call and no UNTW trouble is found, the Provisioning Party will charge Requesting Party for time spent on the dispatch and testing the UNTW pair(s).
- 2.8.3.3.10 If the Requesting Party initiates the Access Terminal installation and the Requesting Party has not activated at least ten percent (10%) of the capacity of the Access Terminal installed pursuant to the Requesting Party's request for an Access Terminal within six (6) months of installation of the Access Terminal, the Provisioning Party will bill the Requesting Party a nonrecurring charge equal to the actual cost of provisioning the Access Terminal.
- 2.8.3.3.11 If the Provisioning Party determines that the Requesting Party is using the UNTW pairs without reporting the activation of the pairs, the Requesting Party will be billed for the use of that pair back to the date the customer began receiving service from the Requesting Party at that location. Upon request, the Requesting Party will provide copies of its billing record to substantiate such date. If the Requesting Party fails to provide such records, then the Provisioning Party will bill the Requesting Party back to the date of the Access Terminal installation.
- 2.9 Loop Makeup
- 2.9.1 Description of Service
- 2.9.1.1 BellSouth shall make available to NewPhone LMU information with respect to Loops that are required to be unbundled under this Agreement so that NewPhone can make an independent judgment about whether the Loop is capable of supporting the advanced services equipment NewPhone intends to install and the services NewPhone wishes to provide. LMU is a preordering transaction, distinct from NewPhone ordering any other service(s). Loop Makeup Service Inquiries (LMUSI) and mechanized LMU queries for preordering LMU are likewise unique from other preordering functions with associated SIs as described in this Agreement.
- 2.9.1.2 BellSouth will provide NewPhone LMU information consisting of the composition of the Loop material (copper/fiber); the existence, location and type of equipment on the Loop, including but not limited to digital loop carrier or other remote concentration devices, feeder/distribution interfaces, bridged taps, load coils, pair-gain devices; the Loop length; the wire gauge and electrical parameters.

- 2.9.1.3 BellSouth's LMU information is provided to NewPhone as it exists either in BellSouth's databases or in its hard copy facility records. BellSouth does not guarantee accuracy or reliability of the LMU information provided.
- 2.9.1.4 BellSouth's provisioning of LMU information to the requesting CLEC for facilities is contingent upon either BellSouth or the requesting CLEC controlling the Loop(s) that serve the service location for which LMU information has been requested by the CLEC. The requesting CLEC is not authorized to receive LMU information on a facility used or controlled by another CLEC unless BellSouth receives a LOA from the voice CLEC (owner) or its authorized agent on the LMUSI submitted by the requesting CLEC.
- 2.9.1.5 NewPhone may choose to use equipment that it deems will enable it to provide a certain type and level of service over a particular BellSouth Loop as long as that equipment does not disrupt other services on the BellSouth network. The determination shall be made solely by NewPhone and BellSouth shall not be liable in any way for the performance of the advanced data services provisioned over said Loop. The specific Loop type (e.g., ADSL, HDSL, or otherwise) ordered on the LSR must match the LMU of the Loop reserved taking into consideration any requisite line conditioning. The LMU data is provided for informational purposes only and does not guarantee NewPhone's ability to provide advanced data services over the ordered Loop type. Furthermore, the LMU information for Loops other than copper-only Loops (e.g., ADSL, UCL-ND, etc.) that support xDSL services, is subject to change at any time due to modifications and/or upgrades to BellSouth's network. Except as set forth in Section 2.9.1.6 below, copper-only Loops will not be subject to change due to modification and/or upgrades to BellSouth's network and will remain on copper facilities until the Loop is disconnected by NewPhone or the customer, or until BellSouth retires the copper facilities via the FCC's and any applicable Commission's requirements. NewPhone is fully responsible for any of its service configurations that may differ from BellSouth's technical standard for the Loop type ordered.
- 2.9.1.6 If BellSouth retires its copper facilities using 47 C.F.R § 51.325(a) requirements; or is required by a governmental agency or regulatory body to move or replace copper facilities as a maintenance procedure, BellSouth will notify NewPhone, according to the applicable network disclosure requirements. It will be NewPhone's responsibility to move any service it may provide over such facilities to alternative facilities. If NewPhone fails to move the service to alternative facilities by the date in the network disclosure notice, BellSouth may terminate the service to complete the network change.
- 2.9.2 Submitting LMUSI
- 2.9.2.1 NewPhone may obtain LMU information and reserve facilities by submitting a mechanized LMU query or a manual LMUSI according to the terms and

conditions as described in the LMU CLEC Information Package, incorporated herein by reference as it may be amended from time to time. The CLEC Information Package is located at the “CLEC UNE Product” on BellSouth’s Interconnection Web site:

www.interconnection.bellsouth.com/guides/html/unes.html. After obtaining the Loop information from the mechanized LMU process, if NewPhone needs further Loop information in order to determine Loop service capability, NewPhone may initiate a separate Manual SI for a separate nonrecurring charge as set forth in Exhibit A.

2.9.2.2 All LSRs issued for reserved facilities shall reference the facility reservation number as provided by BellSouth. NewPhone will not be billed any additional LMU charges for the Loop ordered on such LSR. If, however, NewPhone does not reserve facilities upon an initial LMUSI, NewPhone’s placement of an order for an advanced data service type facility will incur the appropriate billing charges to include SI and reservation per Exhibit A.

2.9.2.3 Where NewPhone has reserved multiple Loop facilities on a single reservation, NewPhone may not specify which facility shall be provisioned when submitting the LSR. For those occasions, BellSouth will assign to NewPhone, subject to availability, a facility that meets the BellSouth technical standards of the BellSouth type Loop as ordered by NewPhone.

2.9.2.4 Charges for preordering manual LMUSI or mechanized LMU are separate from any charges associated with ordering other services from BellSouth.

3 Line Splitting

3.1 Line splitting shall mean that a provider of data services (a Data LEC) and a provider of voice services (a Voice CLEC) to deliver voice and data service to customers over the same Loop. The Voice CLEC and Data LEC may be the same or different carriers.

3.2 Line Splitting – UNE-L. In the event NewPhone provides its own switching or obtains switching from a third party, NewPhone may engage in line splitting arrangements with another CLEC using a splitter, provided by NewPhone, in a Collocation Space at the central office where the loop terminates into a distribution frame or its equivalent.

3.3 Provisioning Line Splitting and Splitter Space – UNE-L

3.3.1 The Voice CLEC provides the splitter when providing Line Splitting with UNE-L. When NewPhone owns the splitter, Line Splitting requires the following: a loop from NID at the customer’s location to the serving wire center and terminating into a distribution frame or its equivalent.

3.3.2 An unloaded 2-wire copper Loop must serve the customer. The meet point for the Voice CLEC and the Data LEC is the point of termination on the MDF for the Data LEC's cable and pairs.

3.4 CLEC Provided Splitter – Line Splitting – UNE-L

3.4.1 To order High Frequency Spectrum on a particular Loop, NewPhone must have a DSLAM collocated in the central office that serves the customer of such Loop.

3.4.2 NewPhone may purchase, install and maintain central office POTS splitters in its collocation arrangements. NewPhone may use such splitters for access to its customers and to provide digital line subscriber services to its customers using the High Frequency Spectrum. Existing Collocation rules and procedures and the terms and conditions relating to Collocation set forth in Attachment 4-Central Office shall apply.

3.4.3 Any splitters installed by NewPhone in its collocation arrangement shall comply with ANSI T1.413, Annex E, or any future ANSI splitter Standards. NewPhone may install any splitters that BellSouth deploys or permits to be deployed for itself or any BellSouth affiliate.

3.5 Maintenance – Line Splitting – UNE-L

3.5.1 BellSouth will be responsible for repairing voice troubles and the troubles with the physical loop between the NID at the customer's premises and the termination point.

3.5.2 NewPhone shall indemnify, defend and hold harmless BellSouth from and against any claims, losses, actions, causes of action, suits, demands, damages, injury, and costs including reasonable attorney fees, which arise out of actions related to the other service provider, except to the extent caused by BellSouth's gross negligence or willful misconduct.

4 Unbundled Network Element Combinations

4.1 For purposes of this Section, references to "Currently Combined" Network Elements shall mean that the particular Network Elements requested by NewPhone are in fact already combined by BellSouth in the BellSouth network. References to "Ordinarily Combined" Network Elements shall mean that the particular Network Elements requested by NewPhone are not already combined by BellSouth in the location requested by NewPhone but are elements that are typically combined in BellSouth's network. References to "Not Typically Combined" Network Elements shall mean that the particular Network Elements requested by NewPhone are not elements that BellSouth combines for its use in its network.

- 4.1.1 Except as otherwise set forth in this Agreement, upon request, BellSouth shall perform the functions necessary to combine Network Elements that BellSouth is required to provide under this Agreement in any manner, even if those elements are not ordinarily combined in BellSouth's network, provided that such Combination is technically feasible and will not undermine the ability of other carriers to obtain access to Network Elements or to interconnect with BellSouth's network.
- 4.1.2 To the extent NewPhone requests a Combination for which BellSouth does not have methods and procedures in place to provide such Combination, rates and/or methods or procedures for such Combination will be developed pursuant to the BFR process.
- 4.2 Rates
- 4.2.1 The rates for the Currently Combined Network Elements specifically set forth in Exhibit A shall be the rates associated with such Combinations. Where a Currently Combined Combination is not specifically set forth in Exhibit A, the rate for such Currently Combined Combination shall be the sum of the recurring rates for those individual Network Elements as set forth in Exhibit A and/or Exhibit B in addition to the applicable nonrecurring switch-as-is charge set forth in Exhibit A.
- 4.2.2 The rates for the Ordinarily Combined Network Elements specifically set forth in Exhibit A shall be the nonrecurring and recurring charges for those Combinations. Where an Ordinarily Combined Combination is not specifically set forth in Exhibit A, the rate for such Ordinarily Combined Combination shall be the sum of the recurring rates for those individual Network Elements as set forth in Exhibit A and/or Exhibit B and nonrecurring rates for those individual Network Elements as set forth in Exhibit A.
- 4.2.3 The rates for Not Typically Combined Combinations shall be developed pursuant to the BFR process upon request of NewPhone.
- 4.3 Enhanced Extended Links (EELs)
- 4.3.1 EELs are combinations of Loops and Dedicated Transport as defined in this Attachment, together with any facilities, equipment, or functions necessary to combine those Network Elements. BellSouth shall provide NewPhone with EELs where the underlying Network Element are available and are required to be provided pursuant to this Agreement and in all instances where the requesting carrier meets the eligibility requirements, if applicable.
- 4.3.2 High-capacity EELs are (1) combinations of Loop and Dedicated Transport, (2) Dedicated Transport commingled with a wholesale loop, or (3) a loop commingled

with wholesale transport at the DS1 and/or DS3 level as described in 47 C.F.R. § 51.318(b).

4.3.3 By placing an order for a high-capacity EEL, NewPhone thereby certifies that the service eligibility criteria set forth herein are met for access to a converted high-capacity EEL, a new high-capacity EEL, or part of a high-capacity commingled EEL as a UNE. BellSouth shall have the right to audit NewPhone's high-capacity EELs as specified below.

4.3.4 Service Eligibility Criteria

4.3.4.1 High capacity EELs must comply with the following service eligibility requirements. NewPhone must certify for each high-capacity EEL that all of the following service eligibility criteria are met:

4.3.4.1.1 NewPhone has received state certification to provide local voice service in the area being served;

4.3.4.2 For each combined circuit, including each DS1 circuit, each DS1 EEL, and each DS1-equivalent circuit on a DS3 EEL:

4.3.4.2.1 1) Each circuit to be provided to each customer will be assigned a local number prior to the provision of service over that circuit;

4.3.4.2.2 2) Each DS1-equivalent circuit on a DS3 EEL must have its own local number assignment so that each DS3 must have at least twenty-eight (28) local voice numbers assigned to it;

4.3.4.2.3 3) Each circuit to be provided to each customer will have 911 or E911 capability prior to provision of service over that circuit;

4.3.4.2.4 4) Each circuit to be provided to each customer will terminate in a collocation arrangement that meets the requirements of 47 C.F.R. § 51.318(c);

4.3.4.2.5 5) Each circuit to be provided to each customer will be served by an interconnection trunk over which NewPhone will transmit the calling party's number in connection with calls exchanged over the trunk;

4.3.4.2.6 6) For each twenty-four (24) DS1 EELs or other facilities having equivalent capacity, NewPhone will have at least one (1) active DS1 local service interconnection trunk over which NewPhone will transmit the calling party's number in connection with calls exchanged over the trunk; and

4.3.4.2.7 7) Each circuit to be provided to each customer will be served by a switch capable of switching local voice traffic.

- 4.3.4.3 BellSouth may, on an annual basis, audit NewPhone's records in order to verify compliance with the qualifying service eligibility criteria. The audit shall be conducted by a third party independent auditor, and the audit must be performed in accordance with the standards established by the American Institute for Certified Public Accountants (AICPA). To the extent the independent auditor's report concludes that NewPhone failed to comply with the service eligibility criteria, NewPhone must true-up any difference in payments, convert all noncompliant circuits to the appropriate service, and make the correct payments on a going-forward basis. In the event the auditor's report concludes that NewPhone did not comply in any material respect with the service eligibility criteria, NewPhone shall reimburse BellSouth for the cost of the independent auditor. To the extent the auditor's report concludes that NewPhone did comply in all material respects with the service eligibility criteria, BellSouth will reimburse NewPhone for its reasonable and demonstrable costs associated with the audit. NewPhone will maintain appropriate documentation to support its certifications.
- 4.3.4.4 In the event NewPhone converts special access services to UNEs, NewPhone shall be subject to the termination liability provisions in the applicable special access tariffs, if any.

5 Dedicated Transport and Dark Fiber Transport

- 5.1 Dedicated Transport. Dedicated Transport is defined as BellSouth's transmission facilities between wire centers or switches owned by BellSouth, or between wire centers or switches owned by BellSouth and switches owned by NewPhone, including but not limited to DS1, DS3 and OCn level services, as well as dark fiber, dedicated to NewPhone. BellSouth shall not be required to provide access to OCn level Dedicated Transport under any circumstances pursuant to this Agreement. In addition, except as set forth in Section 5.2 below, BellSouth shall not be required to provide to NewPhone unbundled access to interoffice transmission facilities that do not connect a pair of wire centers or switches owned by BellSouth (Entrance Facilities).
- 5.2 DS1 and DS3 Dedicated Transport Requirements
- 5.2.1 For purposes of this Section 5.2, a Business Line is as defined in 47 C.F.R. § 51.5.
- 5.2.2 Notwithstanding anything to the contrary in this Agreement, BellSouth shall make available Dedicated Transport except as described below:
- 5.2.2.1 DS1 Dedicated Transport where both wire centers at the end points of the route contain thirty-eight thousand (38,000) or more Business Lines or four (4) or more fiber-based collocators.

- 5.2.2.2 DS3 Dedicated Transport where both wire centers at the end points of the route contain twenty-four thousand (24,000) or more Business Lines or three (3) or more fiber-based collocators.
- 5.2.2.3 A list of wire centers meeting the criteria set forth in Sections 5.2.2.1 or 5.2.2.2 above as of March 10, 2005, is available on BellSouth's Interconnection Services Web site as (Initial Wire Center List).
- 5.2.2.4 Once a wire center exceeds either of the thresholds set forth in Section 5.2.2.1 above, no future DS1 Dedicated Transport unbundling will be required in that wire center.
- 5.2.2.5 Once a wire center exceeds either of the thresholds set forth in Section 5.2.2.2 above, no future DS3 Dedicated Transport will be required in that wire center.
- 5.2.2.6 Modifications and Updates to the Wire Center List and Subsequent Transition Periods
- 5.2.2.6.1 In the event BellSouth identifies additional wire centers that meet the criteria set forth in Sections 5.2.2.1 or 5.2.2.2 above, but that were not included in the Initial Wire Center List, BellSouth shall include such additional wire centers in CNL. Each such list of additional wire centers shall be considered a Subsequent Wire Center List.
- 5.2.2.6.2 Effective ten (10) business days after the date of a BellSouth CNL providing a Subsequent Wire Center List, BellSouth shall not be required to provide DS1 and DS3 Dedicated Transport, as applicable, in such additional wire center(s), except pursuant to the self-certification process as set forth in Section 1.8 above.
- 5.2.2.6.3 For purposes of Section 5.2.2.6, BellSouth shall make available DS1 and DS3 Dedicated Transport that was in service for NewPhone in a wire center on the Subsequent Wire Center List as of the tenth (10th) business day after the date of BellSouth's CNL identifying the Subsequent Wire Center List (Subsequent Embedded Base) until ninety (90) days after the tenth (10th) business day from the date of BellSouth's CNL identifying the Subsequent Wire Center List (Subsequent Transition Period).
- 5.2.2.6.4 Subsequent disconnects or loss of customers shall be removed from the Subsequent Embedded Base.
- 5.2.2.6.5 The rates set forth in Exhibit B shall apply to the Subsequent Embedded Base during the Subsequent Transition Period.
- 5.2.2.6.6 No later than forty (40) days from BellSouth's CNL identifying the Subsequent Wire Center List NewPhone shall submit a spreadsheet(s) identifying the

Subsequent Embedded Base of circuits to be disconnected or converted to other BellSouth services. The Parties shall negotiate a project schedule for the Conversion of the Subsequent Embedded Base.

- 5.2.2.6.6.1 If NewPhone fails to submit the spreadsheet(s) specified in Section 5.2.2.6.6 above for all of its Subsequent Embedded Base within forty (40) days after the date of BellSouth's CNL identifying the Subsequent Wire Center List, BellSouth will identify NewPhone's remaining Subsequent Embedded Base, if any, and will transition such circuits to the equivalent tariffed BellSouth service(s). Those circuits identified and transitioned by BellSouth shall be subject to the applicable disconnect charges as set forth in this Agreement and the full nonrecurring charges for installation of the equivalent tariffed BellSouth service as set forth in BellSouth's tariffs.
- 5.2.2.6.7 For Subsequent Embedded Base circuits converted pursuant to Section 5.2.2.6.6 above or transitioned pursuant to Section 5.2.2.6.6.1 above, the applicable recurring tariff charges shall apply as of the earlier of the date each circuit is converted or transitioned, as applicable, or the first day after the end of the Subsequent Transition Period.
- 5.2.3 BellSouth shall:
- 5.2.4 Provide NewPhone exclusive use of Dedicated Transport to a particular customer or carrier;
- 5.2.5 Provide all technically feasible features, functions, and capabilities of Dedicated Transport as outlined within the technical requirements of this section;
- 5.2.6 Permit, to the extent technically feasible, NewPhone to connect Dedicated Transport to equipment designated by NewPhone, including but not limited to, NewPhone's collocated facilities; and
- 5.2.7 Permit, to the extent technically feasible, NewPhone to obtain the functionality provided by BellSouth's digital cross-connect systems.
- 5.3 BellSouth shall offer Dedicated Transport:
- 5.3.1 As capacity on a shared facility; and
- 5.3.2 As a circuit (i.e., DS0, DS1, DS3, STS-1) dedicated to NewPhone.
- 5.4 Dedicated Transport may be provided over facilities such as optical fiber, copper twisted pair, and coaxial cable, and shall include transmission equipment such as line terminating equipment, amplifiers, and regenerators.

- 5.5 NewPhone may obtain a maximum of twelve (12) unbundled DS3 Dedicated Transport circuits on each route where DS3 Dedicated Transport is available as a Network Element, and a maximum of ten (10) unbundled DS1 Dedicated Transport circuits on each Route where there is no 251(c)(3) unbundling obligation for DS3 Dedicated Transport but for which impairment exists for DS1 Dedicated Transport. A route is defined as a transmission path between one (1) of BellSouth's wire centers or switches and another of BellSouth's wire centers or switches. A route between two (2) points may pass through one (1) or more intermediate wire centers or switches. Transmission paths between identical end points are the same "route", irrespective of whether they pass through the same intermediate wire centers or switches, if any.
- 5.6 Technical Requirements
- 5.6.1 BellSouth shall offer DS0 equivalent interface transmission rates for DS0 or voice grade Dedicated Transport. For DS1 or DS3 circuits, Dedicated Transport shall at a minimum meet the performance, availability, jitter, and delay requirements specified for Customer Interface to Central Office (CI to CO) connections in the applicable industry standards.
- 5.6.2 BellSouth shall offer the following interface transmission rates for Dedicated Transport:
- 5.6.2.1 DS0 Equivalent;
- 5.6.2.2 DS1;
- 5.6.2.3 DS3;
- 5.6.2.4 STS-1; and
- 5.6.2.5 SDH (Synchronous Digital Hierarchy) Standard interface rates are in accordance with International Telecommunications Union (ITU) Recommendation G.707 and Plesiochronous Digital Hierarchy (PDH) rates per ITU Recommendation G.704.
- 5.6.3 BellSouth shall design Dedicated Transport according to its network infrastructure. NewPhone shall specify the termination points for Dedicated Transport.
- 5.6.4 At a minimum, Dedicated Transport shall meet each of the requirements set forth in the applicable industry technical references and BellSouth Technical References;
- 5.6.4.1 Telcordia TR-TSY-000191 Alarm Indication Signals Requirements and Objectives, Issue 1, May 1986.

- 5.6.4.2 BellSouth's TR73501 LightGate®Service Interface and Performance Specifications, Issue D, June 1995.
- 5.6.4.3 BellSouth's TR73525 MegaLink®Service, MegaLink Channel Service and MegaLink Plus Service Interface and Performance Specifications, Issue C, May 1996.
- 5.7 Unbundled Channelization (Multiplexing)
 - 5.7.1 To the extent NewPhone is purchasing DS1 or DS3 or STS-1 Dedicated Transport pursuant to this Agreement, Unbundled Channelization (UC) provides the optional multiplexing capability that will allow a DS1 (1.544 Mbps) or DS3 (44.736 Mbps) or STS-1 (51.84 Mbps) Network Elements to be multiplexed or channelized at a BellSouth central office. Channelization can be accomplished through the use of a multiplexer or a digital cross-connect system at the discretion of BellSouth. Once UC has been installed, NewPhone may request channel activation on a channelized facility and BellSouth shall connect the requested facilities via COCIs. The COCI must be compatible with the lower capacity facility and ordered with the lower capacity facility. This service is available as defined in NECA 4.
 - 5.7.2 BellSouth shall make available the following channelization systems and interfaces:
 - 5.7.2.1 DS1 Channelization System: channelizes a DS1 signal into a maximum of twenty-four (24) DS0s. The following COCI are available: Voice Grade, Digital Data and ISDN.
 - 5.7.2.2 DS3 Channelization System: channelizes a DS3 signal into a maximum of twenty-eight (28) DS1s. A DS1 COCI is available with this system.
 - 5.7.2.3 STS-1 Channelization System: channelizes a STS-1 signal into a maximum of twenty-eight (28) DS1s. A DS1 COCI is available with this system.
 - 5.7.3 Technical Requirements. In order to assure proper operation with BellSouth provided central office multiplexing functionality, NewPhone's channelization equipment must adhere strictly to form and protocol standards. NewPhone must also adhere to such applicable industry standards for the multiplex channel bank, for voice frequency encoding, for various signaling schemes, and for sub rate digital access.
- 5.9 Dark Fiber Transport. Dark Fiber Transport is defined as Dedicated Transport that consists of unactivated optical interoffice transmission facilities without attached signal regeneration, multiplexing, aggregation or other electronics. Except as set forth in Section 5.9.1 below, BellSouth shall not be required to provide access to Dark Fiber Transport Entrance Facilities pursuant to this Agreement.

5.9.1 Dark Fiber Transport Requirements

5.9.1.1 For purposes of this Section 5.9, a Business Line is as defined in 47 C.F.R. § 51.5.

5.9.1.2 Notwithstanding anything to the contrary in this Agreement, BellSouth shall make available Dark Fiber Transport except as described below:

5.9.1.2.1 Dark Fiber Transport where both wire centers at the end points of the route contain twenty-four thousand (24,000) or more Business Lines or three (3) or more fiber-based collocators.

5.9.1.3 A list of wire centers meeting the criteria set forth in Section 5.9.1.2.1 above as of March 10, 2005, (Initial List) is available on BellSouth's Interconnection Services Web site at www.interconnection.bellsouth.com.

5.9.1.4 Once a wire center exceeds either of the thresholds set forth in Section 5.9.1.2.1 above, no future Dark Fiber Transport unbundling will be required in that wire center.

5.9.1.5 Modifications and Updates to the Wire Center List and Subsequent Transition Periods

5.9.1.5.1 In the event BellSouth identifies additional wire centers that meet the criteria set forth in Section 5.9.1.2.1 above, but that were not included in the Initial Wire Center List, BellSouth shall include such additional wire centers in a CNL. Each such list of additional wire centers shall be considered a "Subsequent Wire Center List".

5.9.1.5.2 Effective ten (10) business days after the date of a BellSouth CNL providing a Subsequent Wire Center List, BellSouth shall not be required to provide unbundled access to Dark Fiber Transport, as applicable, in such additional wire center(s), except pursuant to the self-certification process as set forth in Section 1.8 above.

5.9.1.5.3 For purposes of Section 5.9.1.5, BellSouth shall make available Dark Fiber Transport that was in service for NewPhone in a wire center on the Subsequent Wire Center List as of the tenth (10th) business day after the date of BellSouth's CNL identifying the Subsequent Wire Center List (Subsequent Embedded Base) until ninety (90) days after the tenth (10th) business day from the date of BellSouth's CNL identifying the Subsequent Wire Center List (Subsequent Transition Period).

5.9.1.5.4 Subsequent disconnects or loss of customers shall be removed from the Subsequent Embedded Base.

- 5.9.1.5.5 The rates set forth in Exhibit B shall apply to the Subsequent Embedded Base during the Subsequent Transition Period.
- 5.9.1.5.6 No later than forty (40) days from BellSouth's CNL identifying the Subsequent Wire Center List NewPhone shall submit a spreadsheet(s) identifying the Subsequent Embedded Base of circuits to be disconnected or converted to other BellSouth services. The Parties shall negotiate a project schedule for the Conversion of the Subsequent Embedded Base.
- 5.9.1.5.6.1 If NewPhone fails to submit the spreadsheet(s) specified in Section 5.9.1.5.6 above for all of its Subsequent Embedded Base within forty (40) days after the date of BellSouth's CNL identifying the Subsequent Wire Center List, BellSouth will identify NewPhone's remaining Subsequent Embedded Base, if any, and will transition such circuits to the equivalent tariffed BellSouth service(s). Those circuits identified and transitioned by BellSouth shall be subject to the applicable disconnect charges as set forth in this Agreement and the full nonrecurring charges for installation of the equivalent tariffed BellSouth service as set forth in BellSouth's tariffs.
- 5.9.1.5.6.2 For Subsequent Embedded Base circuits converted pursuant to Section 5.9.1.5.6 above or transitioned pursuant to Section 5.9.1.5.6.1 above, the applicable recurring tariff charges shall apply as of the earlier of the date each circuit is converted or transitioned, as applicable, or the first day after the end of the Subsequent Transition Period.
- 5.10 Rearrangements
- 5.10.1 Rearrangement of a dedicated transport or combination that includes dedicated transport that requires a CFA change: A request to move a working NewPhone circuit from one CFA to another NewPhone CFA, where both CFAs terminate in the same BellSouth Central Office (Change in CFA), shall not constitute the establishment of new service. The applicable rates set forth in Exhibit A shall apply.
- 5.10.2 Requests to reterminate one end of a facility that is not a Change in CFA constitute the establishment of new service and require disconnection of existing service and the applicable rates set forth in Exhibit A shall apply.
- 5.10.3 Upon request of NewPhone, BellSouth shall project manage the Change in CFA or retermination of Dedicated Transport and combinations that include transport as described in Sections 5.10.1 and 5.10.2 above and NewPhone may request OC-TS for such orders.
- 5.10.4 BellSouth shall accept a LOA between NewPhone and another carrier that will allow NewPhone to connect Dedicated Transport, or Combination that includes

Dedicated Transport to the other carrier's collocation space or to another carrier's CFA associated with higher bandwidth transport.

- 5.10.5 Rearrangement of an EEL to a standalone UNE Loop that requires a CFA change: NewPhone may utilize the EEL to UNE-L Retermination process, as described in BellSouth's guides available on its web site, to disconnect an EEL circuit and reterminate the Loop portion of the former EEL circuit to a collocation arrangement in the end user serving wire center as a standalone UNE Loop. When using this process, the existing Loop portion of the EEL will be re-used and the resulting standalone Loop will be subject to the rates, terms and conditions for that particular Loop as set forth in this Attachment. This process will apply only to EELs that include as a part of its combination a DS1 Loop, UVL-SL2 Loop, 4-Wire UDL Loop (64, 56 kbs) and a 2-Wire ISDN Loop.
- 5.10.6 BellSouth shall charge the applicable EEL to UNE-L retermination rates found in Exhibit A. NewPhone shall also be charged applicable manual service order, collocation cross-connect and EEL disconnect charges as set forth in Exhibit A.
- 5.10.7 The EEL to UNE-L Retermination process is not available when the Rearrangement requires a dispatch outside the serving wire center where the Loop terminates. If an outside dispatch is required, or if NewPhone elects not to utilize the EEL to UNE-L Retermination process, NewPhone must submit an LSR to disconnect the entire EEL circuit, and must submit a separate LSR for the requested standalone Loop. In such cases, NewPhone will be charged the EEL disconnect charges and the full non-recurring rates for installation of a new Loop, as set forth in Exhibit A.

6 Automatic Location Identification/Data Management System (ALI/DMS)

6.1 911 and E911 Databases

- 6.1.1 BellSouth shall provide NewPhone with nondiscriminatory access to 911 and E911 databases on an unbundled basis, in accordance with 47 C.F.R. § 51.319 (f).
- 6.1.2 The ALI/DMS database contains end user information (including name, address, telephone information, and sometimes special information from the local service provider or end user) used to determine to which PSAP to route the call. The ALI/DMS database is used to provide enhanced routing flexibility for E911. NewPhone will be required to provide the BellSouth 911 database vendor daily service order updates to E911 database in accordance with Section 6.2.1 below.

6.2 Technical Requirements

- 6.2.1 BellSouth's 911 database vendor shall provide NewPhone the capability of providing updates to the ALI/DMS database through a specified electronic interface. NewPhone shall contact BellSouth's 911 database vendor directly to request interface. NewPhone shall provide updates directly to BellSouth's 911 database vendor on a daily basis. Updates shall be the responsibility of NewPhone and BellSouth shall not be liable for the transactions between NewPhone and BellSouth's 911 database vendor.
- 6.2.2 It is NewPhone's responsibility to retrieve and confirm statistical data and to correct errors obtained from BellSouth's 911 database vendor on a daily basis. All errors will be assigned a unique error code and the description of the error and the corrective action is described in the CLEC Users Guide for Facility Based Providers that is found on the BellSouth Interconnection Web site.
- 6.2.3 NewPhone shall conform to the BellSouth standards as described in the CLEC Users Guide to E911 for Facilities Based Providers that is located on the BellSouth Interconnection Web site at www.interconnection.bellsouth.com/guides.
- 6.2.4 Stranded Unlocks are defined as end user records in BellSouth's ALI/DMS database that have not been migrated for over ninety (90) days to NewPhone, as a new provider of local service to the end user. Stranded Unlocks are those end user records that have been "unlocked" by the previous local exchange carrier that provided service to the end user and are open for NewPhone to assume responsibility for such records.
- 6.2.5 Based upon end user record ownership information available in the NPAC database, BellSouth shall provide a Stranded Unlock annual report to NewPhone that reflects all Stranded Unlocks that remain in the ALI/DMS database for over ninety (90) days. NewPhone shall review the Stranded Unlock report, identify its end user records and request to either delete such records or migrate the records to NewPhone within two (2) months following the date of the Stranded Unlock report provided by BellSouth. NewPhone shall reimburse BellSouth for any charges BellSouth's database vendor imposes on BellSouth for the deletion of NewPhone's records.
- 6.3 911 PBX Locate Service®. 911 PBX Locate Service is comprised of a database capability and a separate transport component.
 - 6.3.1 Description of Product. The transport component provides a dedicated trunk path from a Private Branch Exchange (PBX) switch to the appropriate BellSouth 911 tandem.
 - 6.3.1.1 The database capability allows NewPhone to offer an E911 service to its PBX end users that identifies to the PSAP the physical location of the NewPhone PBX 911 end user station telephone number for the 911 call that is placed by the end user.

- 6.3.2 NewPhone may order either the database capability or the transport component as desired or NewPhone may order both components of the service.
- 6.3.3 911 PBX Locate Database Capability. NewPhone's end user or NewPhone's end user's database management agent (DMA) must provide the end user PBX station telephone numbers and corresponding address and location data to BellSouth's 911 database vendor. The data will be loaded and maintained in BellSouth's ALI database.
- 6.3.4 Ordering, provisioning, testing and maintenance shall be provided by NewPhone pursuant to the 911 PBX Locate Marketing Service Description (MSD) that is located on the BellSouth Interconnection Web site.
- 6.3.5 NewPhone's end user, or NewPhone's end user DMA must provide ongoing updates to BellSouth's 911 database vendor within a commercially reasonable timeframe of all PBX station telephone number adds, moves and deletions. It will be the responsibility of NewPhone to ensure that the end user or DMA maintain the data pertaining to each end user's extension managed by the 911 PBX Locate Service product. NewPhone should not submit telephone number updates for specific PBX station telephone numbers that are submitted by NewPhone's end user, or NewPhone's end user DMA under the terms of 911 PBX Locate product.
- 6.3.5.1 NewPhone must provision all PBX station numbers in the same LATA as the E911 tandem.
- 6.3.6 NewPhone agrees to release, indemnify, defend and hold harmless BellSouth from any and all loss, claims, demands, suits, or other action, or any liability whatsoever, whether suffered, made, instituted or asserted by NewPhone's end user or by any other party or person, for any personal injury to or death of any person or persons, or for any loss, damage or destruction of any property, whether owned by NewPhone or others, or for any infringement or invasion of the right of privacy of any person or persons, caused or claimed to have been caused, directly or indirectly, by the installation, operation, failure to operate, maintenance, removal, presence, condition, location or use of PBX Locate Service features or by any services which are or may be furnished by BellSouth in connection therewith, including but not limited to the identification of the telephone number, address or name associated with the telephone used by the party or parties accessing 911 services using 911 PBX Locate Service hereunder, except to the extent caused by BellSouth's gross negligence or wilful misconduct. NewPhone is responsible for assuring that its authorized end users comply with the provisions of these terms and that unauthorized persons do not gain access to or use the 911 PBX Locate Service through user names, passwords, or other identifiers assigned to NewPhone's end user or DMA pursuant to these terms. Specifically, NewPhone's end user or DMA must keep and protect from use by any unauthorized individual

identifiers, passwords, and any other security token(s) and devices that are provided for access to this product.

- 6.3.7 NewPhone may only use BellSouth PBX Locate Service solely for the purpose of validating and correcting 911 related data for NewPhone's end users' telephone numbers for which it has direct management authority.
- 6.3.8 911 PBX Locate Transport Component. The 911 PBX Locate Service transport component requires NewPhone to order a CAMA type dedicated trunk from NewPhone's end user premise to the appropriate BellSouth 911 tandem pursuant to the following provisions.
- 6.3.8.1 Except as otherwise set forth below, a minimum of two (2) end user specific, dedicated 911 trunks are required between the NewPhone's end user premise and the BellSouth 911 tandem as described in BellSouth's TR 73576 and in accordance with the 911 PBX Locate Marketing Service Description located on the BellSouth Interconnection Web site. NewPhone is responsible for connectivity between the end user's PBX and NewPhone's switch or POP location. NewPhone will then order 911 trunks from their switch or POP location to the BellSouth 911 tandem. The dedicated trunks shall be, at a minimum, DS0 level trunks configured as part of a digital interface (delivered over a NewPhone purchased DS1 facility that hands off at a DS1 or higher level digital or optical interface). NewPhone is responsible for ensuring that the PBX switch is capable of sending the calling station's Direct Inward Dial (DID) telephone number to the BellSouth 911 tandem in a specified Multi-frequency (MF) Address Signaling Protocol. If the PBX switch supports Primary Rate ISDN (PRI) and the calling stations are DID numbers, then the 911 call can be transmitted using PRI, and there will be no requirement for the PBX Locate Transport component.
- 6.3.9 Ordering and Provisioning. NewPhone will submit an Access Service Request (ASR) to BellSouth to order a minimum of two (2) end user specific 911 trunks from its switch or POP location to the BellSouth 911 tandem.
- 6.3.9.1 Testing and maintenance shall be provided by NewPhone pursuant to the 911 PBX Locate Marketing Service description that is located on the BellSouth Interconnection Web site.
- 6.3.10 Rates. Rates for the 911 PBX Locate Service database component are set forth in Exhibit A. Trunks and facilities for 911 PBX Locate transport component may be ordered by NewPhone pursuant to the terms and conditions set forth in Attachment 3.

7 White Pages Listings

- 7.1 BellSouth shall provide NewPhone and its customers access to white pages directory listings under the following terms:
- 7.1.1 Listings. NewPhone shall provide all new, changed and deleted listings on a timely basis and BellSouth or its agent will include NewPhone residential and business customer listings in the appropriate White Pages (residential and business) or alphabetical directories in the geographic areas covered by this Agreement. Directory listings will make no distinction between NewPhone and BellSouth customers. NewPhone shall provide listing information in accordance with the procedures set forth in The BellSouth Business Rules for Local Ordering found at BellSouth's Interconnection Services Web site.
- 7.1.2 Unlisted/Non-Published Customers. NewPhone will be required to provide to BellSouth the names, addresses and telephone numbers of all NewPhone customers who wish to be omitted from directories. Unlisted/Non-Published listings will be subject to the rates as set forth in BellSouth's GSST and shall not be subject to wholesale discount.
- 7.1.3 Inclusion of NewPhone Customers in Directory Assistance Database. BellSouth will include and maintain NewPhone customer listings in BellSouth's DA databases. NewPhone shall provide such Directory Assistance listings to BellSouth at no charge.
- 7.1.4 Listing Information Confidentiality. BellSouth will afford NewPhone's directory listing information the same level of confidentiality that BellSouth affords its own directory listing information.
- 7.1.5 Additional and Designer Listings. Additional and designer listings will be offered by BellSouth at tariffed rates as set forth in BellSouth's GSST and shall not be subject to the wholesale discount.
- 7.1.6 Rates. So long as NewPhone provides listing information to BellSouth as set forth in Section 7.1.2 above, BellSouth shall provide to NewPhone one (1) basic White Pages directory listing per NewPhone customer at no charge other than applicable service order charges as set forth in BellSouth's tariffs. Except in the case of a LSR submitted solely to port a number from BellSouth, if such listing is requested on the initial LSR associated with the request for services, a single manual service order charge or electronic service order charge, as appropriate, as described in Attachment 6, will apply to both the request for service and the request for the directory listing. Where a subsequent LSR is placed solely to request a directory listing, or is placed to port a number and request a directory listing, separate service order charges as set forth in BellSouth's tariffs shall apply, as well as the manual service order charge or the electronic service order charge, as appropriate, as described in Attachment 6.

- 7.2 Directories. BellSouth or its agent shall make available White Pages directories to NewPhone customer at no charge or as specified in a separate agreement between NewPhone and BellSouth's agent.
- 7.3 Procedures for submitting NewPhone SLI are found in The BellSouth Business Rules for Local Ordering found at BellSouth's Interconnection Services Web site.
- 7.3.1 NewPhone authorizes BellSouth to release all NewPhone SLI provided to BellSouth by NewPhone to qualifying third parties pursuant to either a license agreement or BellSouth's Directory Publishers Database Service (DPDS), BellSouth's GSST. Such NewPhone SLI shall be intermingled with BellSouth's own customer listings and listings of any other CLEC that has authorized a similar release of SLI.
- 7.3.2 No compensation shall be paid to NewPhone for BellSouth's receipt of NewPhone SLI, or for the subsequent release to third parties of such SLI. In addition, to the extent BellSouth incurs costs to modify its systems to enable the release of NewPhone's SLI, or costs on an ongoing basis to administer the release of NewPhone SLI, NewPhone shall pay to BellSouth its proportionate share of the reasonable costs associated therewith. At any time that costs may be incurred to administer the release of NewPhone's SLI, NewPhone will be notified. If NewPhone does not wish to pay its proportionate share of these reasonable costs, NewPhone may instruct BellSouth that it does not wish to release its SLI to independent publishers, and NewPhone shall amend this Agreement accordingly. NewPhone will be liable for all costs incurred until the effective date of the agreement.
- 7.3.3 Neither BellSouth nor any agent shall be liable for the content or accuracy of any SLI provided by NewPhone under this Agreement. NewPhone shall indemnify, except to the extent caused by BellSouth's gross negligence or willful misconduct, hold harmless and defend BellSouth and its agents from and against any damages, losses, liabilities, demands, claims, suits, judgments, costs and expenses (including but not limited to reasonable attorneys' fees and expenses) arising from BellSouth's tariff obligations or otherwise and resulting from or arising out of any third party's claim of inaccurate NewPhone listings or use of the SLI provided pursuant to this Agreement. BellSouth may forward to NewPhone any complaints received by BellSouth relating to the accuracy or quality of NewPhone listings.
- 7.3.4 Listings and subsequent updates will be released consistent with BellSouth system changes and/or update scheduling requirements.

| UNBUNDLED NETWORK ELEMENTS - Alabama | | | | | | | | | | | | | | Attachment 2 Exh A: | | | |
|--|---|---------|------|--|--------|-----------|--------------|-------|-------------------------|----------------------------------|--------------------------------------|--|--|---|---|-------|--|
| CATEGORY | RATE ELEMENTS | Interim | Zone | BCS | USOC | RATES(\$) | | | | Svc Order Submitted Elec per LSR | Svc Order Submitted Manually per LSR | Incremental Charge - Manual Svc Order vs. Electronic-1st | Incremental Charge - Manual Svc Order vs. Electronic-Add'l | Incremental Charge - Manual Svc Order vs. Electronic-Disc 1st | Incremental Charge - Manual Svc Order vs. Electronic-Disc Add'l | | |
| | | | | | | Rec | Nonrecurring | | Nonrecurring Disconnect | | OSS Rates(\$) | | | | | | |
| | | | | | | | First | Add'l | First | Add'l | SOME C | SOMAN | SOMAN | SOMAN | SOMAN | SOMAN | |
| The "Zone" shown in the sections for stand-alone loops or loops as part of a combination refers to Geographically Deaveraged UNE Zones. To view Geographically Deaveraged UNE Zone Designations by Central Office, refer to internet Website: http://www.interconnection.bellsouth.com/become_a_clec/html/interconnection.htm | | | | | | | | | | | | | | | | | |
| OPERATIONS SUPPORT SYSTEMS (OSS) - "REGIONAL RATES" | | | | | | | | | | | | | | | | | |
| NOTE: (1) CLEC should contact its contract negotiator if it prefers the "state specific" OSS charges as ordered by the State Commissions. The OSS charges currently contained in this rate exhibit are the BellSouth "regional" service ordering charges. CLEC may elect either the state specific Commission ordered rates for the service ordering charges, or CLEC may elect the regional service ordering charge, however, CLEC can not obtain a mixture of the two regardless if CLEC has a interconnection contract established in | | | | | | | | | | | | | | | | | |
| NOTE: (2) Any element that can be ordered electronically will be billed according to the SOME C rate listed in this category. Please refer to BellSouth's Local Ordering Handbook (LOH) to determine if a product can be ordered electronically. For those elements that cannot be ordered electronically at present per the LOH, the listed SOME C rate in this category reflects the charge that would be billed to a CLEC once electronic ordering capabilities come on-line for that element. Otherwise, the manual ordering charge, | | | | | | | | | | | | | | | | | |
| | OSS - Electronic Service Order Charge, Per Local Service Request (LSR) - UNE Only | | | | SOME C | | 3.50 | 0.00 | 3.50 | 0.00 | | | | | | | |
| | OSS - Manual Service Order Charge, Per Local Service Request (LSR) - UNE Only | | | | SOMAN | | 15.66 | 0.00 | 1.97 | 0.00 | | | | | | | |
| UNE SERVICE DATE ADVANCEMENT CHARGE | | | | | | | | | | | | | | | | | |
| NOTE: The Expedite charge will be maintained commensurate with BellSouth's FCC No.1 Tariff, Section 5 as applicable. | | | | | | | | | | | | | | | | | |
| | UNE Expedite Charge per Circuit or Line Assignable USOC, per Day | | | UAL, UEANL, UCL, UEF, UDF, UEQ, UDL, UENTW, UDN, UEA, UHL, ULC, USL, U1T12, U1T48, U1TD1, U1TD3, U1TDX, U1TO3, U1TS1, U1TVX, UC1BC, UC1BL, UC1CC, UC1CL, UC1DC, UC1DL, UC1EC, UC1EL, UC1FC, UC1FL, UC1GC, UC1GL, UC1HC, UC1HL, UDL12, UDL48, UDLO3, UDLSX, UE3, ULD12, ULD48, ULDD1, ULDD3, ULDDX, ULDO3, ULDS1, ULDVX, UNC1X, UNC3X, UNCDX, UNCNX, UNCSX, UNCVX, UNLD1, UNLD3, UXTD1, UXTD3, UXTS1, U1TUC, U1TUD, U1TUB, U1TUA, NTCVG, NTCUD, NTCD1 | SDASP | | 200.00 | | | | | | | | | | |
| ORDER MODIFICATION CHARGE | | | | | | | | | | | | | | | | | |
| | Order Modification Charge (OMC) | | | | | | 35.13 | 0.00 | 0.00 | 0.00 | | | | | | | |
| | Order Modification Additional Dispatch Charge (OMCAD) | | | | | | 150.00 | 0.00 | 0.00 | 0.00 | | | | | | | |
| UNBUNDLED EXCHANGE ACCESS LOOP | | | | | | | | | | | | | | | | | |
| 2-WIRE ANALOG VOICE GRADE LOOP | | | | | | | | | | | | | | | | | |
| | 2-Wire Analog Voice Grade Loop - Service Level 1- Zone 1 | | 1 | UEANL | UEAL2 | 12.58 | 37.81 | 17.56 | 23.49 | 5.30 | | | | | | | |
| | 2-Wire Analog Voice Grade Loop - Service Level 1- Zone 2 | | 2 | UEANL | UEAL2 | 21.05 | 37.81 | 17.56 | 23.49 | 5.30 | | | | | | | |
| | 2-Wire Analog Voice Grade Loop - Service Level 1- Zone 3 | | 3 | UEANL | UEAL2 | 34.34 | 37.81 | 17.56 | 23.49 | 5.30 | | | | | | | |
| | 2-Wire Analog Voice Grade Loop - Service Level 1- Zone 1 | | 1 | UEANL | UEASL | 12.58 | 37.81 | 17.56 | 23.49 | 5.30 | | | | | | | |
| | 2-Wire Analog Voice Grade Loop - Service Level 1- Zone 2 | | 2 | UEANL | UEASL | 21.05 | 37.81 | 17.56 | 23.49 | 5.30 | | | | | | | |
| | 2-Wire Analog Voice Grade Loop - Service Level 1- Zone 3 | | 3 | UEANL | UEASL | 34.34 | 37.81 | 17.56 | 23.49 | 5.30 | | | | | | | |
| | Unbundled Miscellaneous Rate Element, Tag Loop at End User Premise | | | UEANL | URETL | | 8.93 | 0.88 | | | | | | | | | |
| | Loop Testing - Basic 1st Half Hour | | | UEANL | URET1 | | 34.16 | 0.00 | | | | | | | | | |

| UNBUNDLED NETWORK ELEMENTS - Alabama | | | | | | | | | | Attachment 2 Exh A: | | | | | |
|--------------------------------------|---|---------|------|------------|--------|-----------|--------------|-------|-------------------------|----------------------------------|--------------------------------------|--|--|---|---|
| CATEGORY | RATE ELEMENTS | Interim | Zone | BCS | USOC | RATES(\$) | | | | Svc Order Submitted Elec per LSR | Svc Order Submitted Manually per LSR | Incremental Charge - Manual Svc Order vs. Electronic-1st | Incremental Charge - Manual Svc Order vs. Electronic-Add'l | Incremental Charge - Manual Svc Order vs. Electronic-Disc 1st | Incremental Charge - Manual Svc Order vs. Electronic-Disc Add'l |
| | | | | | | Rec | Nonrecurring | | Nonrecurring Disconnect | | | OSS Rates(\$) | | | |
| | | | | | | | First | Add'l | First | Add'l | SOMEc | SOMAN | SOMAN | SOMAN | SOMAN |
| | Loop Testing - Basic Additional Half Hour | | | UEANL | URETA | | 19.85 | 19.85 | | | | | | | |
| | CLEC to CLEC Conversion Charge Without Outside Dispatch (UVL-SL1) | | | UEANL | UREWO | | 15.78 | 8.94 | | | | | | | |
| | Unbundled Voice Loop, Non-Design Voice Loop, billing for BST providing make-up (Engineering Information - E.I.) | | | UEANL | UEANM | | 13.44 | | | | | | | | |
| | Manual Order Coordination for UVL-SL1s (per loop) | | | UEANL | UEAMC | | 8.15 | 8.15 | | | | | | | |
| | Order Coordination for Specified Conversion Time for UVL-SL1 (per LSR) | | | UEANL | OCOSL | | 18.09 | | | | | | | | |
| | 2-WIRE Unbundled COPPER LOOP | | | | | | | | | | | | | | |
| | 2-Wire Unbundled Copper Loop - Non-Designed Zone 1 | | 1 | UEQ | UEQ2X | 11.20 | 34.14 | 15.10 | 21.25 | 4.15 | | | | | |
| | 2 Wire Unbundled Copper Loop - Non-Designed - Zone 2 | | 2 | UEQ | UEQ2X | 13.27 | 34.14 | 15.10 | 21.25 | 4.15 | | | | | |
| | 2 Wire Unbundled Copper Loop - Non-Designed - Zone 3 | | 3 | UEQ | UEQ2X | 15.07 | 34.14 | 15.10 | 21.25 | 4.15 | | | | | |
| | Unbundled Miscellaneous Rate Element, Tag Loop at End User Premise | | | UEQ | URETL | | 8.93 | 0.88 | | | | | | | |
| | Manual Order Coordination 2 Wire Unbundled Copper Loop - Non-Designed (per loop) | | | UEQ | USBMC | | 8.15 | 8.15 | | | | | | | |
| | Unbundled Copper Loop, Non-Design Copper Loop, billing for BST providing make-up (Engineering Information - E.I.) | | | UEQ | UEQMU | | 13.44 | | | | | | | | |
| | Loop Testing - Basic 1st Half Hour | | | UEQ | URET1 | | 34.16 | 0.00 | | | | | | | |
| | Loop Testing - Basic Additional Half Hour | | | UEQ | URETA | | 19.85 | 19.85 | | | | | | | |
| | CLEC to CLEC Conversion Charge Without Outside Dispatch (UCL-ND) | | | UEQ | UREWO | | 14.27 | 7.43 | | | | | | | |
| | UNBUNDLED EXCHANGE ACCESS LOOP | | | | | | | | | | | | | | |
| | 2-WIRE ANALOG VOICE GRADE LOOP | | | | | | | | | | | | | | |
| | 2-Wire Analog Voice Grade Loop - Service Level 2 w/Loop or Ground Start Signaling - Zone 1 | | 1 | UEA, NTCVG | UEAL2 | 14.38 | 88.00 | 55.00 | 47.24 | 7.44 | | | | | |
| | 2-Wire Analog Voice Grade Loop - Service Level 2 w/Loop or Ground Start Signaling - Zone 2 | | 2 | UEA, NTCVG | UEAL2 | 22.85 | 88.00 | 55.00 | 47.24 | 7.44 | | | | | |
| | 2-Wire Analog Voice Grade Loop - Service Level 2 w/Loop or Ground Start Signaling - Zone 3 | | 3 | UEA, NTCVG | UEAL2 | 36.14 | 88.00 | 55.00 | 47.24 | 7.44 | | | | | |
| | 2-Wire Analog Voice Grade Loop - Service Level 2 w/Reverse Battery Signaling - Zone 1 | | 1 | UEA, NTCVG | UEAR2 | 14.38 | 88.00 | 55.00 | 47.24 | 7.44 | | | | | |
| | 2-Wire Analog Voice Grade Loop - Service Level 2 w/Reverse Battery Signaling - Zone 2 | | 2 | UEA, NTCVG | UEAR2 | 22.85 | 88.00 | 55.00 | 47.24 | 7.44 | | | | | |
| | 2-Wire Analog Voice Grade Loop - Service Level 2 w/Reverse Battery Signaling - Zone 3 | | 3 | UEA, NTCVG | UEAR2 | 36.14 | 88.00 | 55.00 | 47.24 | 7.44 | | | | | |
| | Switch-As-Is Conversion rate per UNE Loop, Single LSR, (per DS0) | | | UEA, NTCVG | URES L | | 24.89 | 3.51 | | | | | | | |
| | Switch-As-Is Conversion rate per UNE Loop, Spreadsheet (per DS0) | | | UEA, NTCVG | URES P | | 26.37 | 4.99 | | | | | | | |
| | CLEC to CLEC Conversion Charge without outside dispatch | | | UEA, NTCVG | UREWO | | 87.72 | 36.36 | | | | | | | |
| | Loop Tagging - Service Level 2 (SL2) | | | UEA, NTCVG | URETL | | 11.21 | 1.10 | | | | | | | |
| | 4-WIRE ANALOG VOICE GRADE LOOP | | | | | | | | | | | | | | |
| | 4-Wire Analog Voice Grade Loop - Zone 1 | | 1 | UEA, NTCVG | UEAL4 | 25.34 | 131.97 | 94.51 | 59.14 | 14.50 | | | | | |
| | 4-Wire Analog Voice Grade Loop - Zone 2 | | 2 | UEA, NTCVG | UEAL4 | 38.58 | 131.97 | 94.51 | 59.14 | 14.50 | | | | | |
| | 4-Wire Analog Voice Grade Loop - Zone 3 | | 3 | UEA, NTCVG | UEAL4 | 60.02 | 131.97 | 94.51 | 59.14 | 14.50 | | | | | |
| | Switch-As-Is Conversion rate per UNE Loop, Single LSR, (per DS0) | | | UEA, NTCVG | URES L | | 24.89 | 3.51 | | | | | | | |
| | Switch-As-Is Conversion rate per UNE Loop, Spreadsheet, (per DS0) | | | UEA, NTCVG | URES P | | 26.37 | 4.99 | | | | | | | |
| | CLEC to CLEC Conversion Charge without outside dispatch | | | UEA, NTCVG | UREWO | | 87.72 | 36.36 | | | | | | | |
| | 2-WIRE ISDN DIGITAL GRADE LOOP | | | | | | | | | | | | | | |
| | 2-Wire ISDN Digital Grade Loop - Zone 1 | | 1 | UDN | U1L2X | 21.88 | 117.24 | 79.77 | 52.88 | 10.54 | | | | | |
| | 2-Wire ISDN Digital Grade Loop - Zone 2 | | 2 | UDN | U1L2X | 32.85 | 117.24 | 79.77 | 52.88 | 10.54 | | | | | |
| | 2-Wire ISDN Digital Grade Loop - Zone 3 | | 3 | UDN | U1L2X | 48.55 | 117.24 | 79.77 | 52.88 | 10.54 | | | | | |
| | CLEC to CLEC Conversion Charge without outside dispatch | | | UDN | UREWO | | 91.63 | 44.16 | | | | | | | |
| | 2-WIRE ASYMMETRICAL DIGITAL SUBSCRIBER LINE (ADSL) COMPATIBLE LOOP | | | | | | | | | | | | | | |
| | 2 Wire Unbundled ADSL Loop including manual service inquiry & facility reservation - Zone 1 | | 1 | UAL | UAL2X | 11.01 | 110.00 | 68.00 | 47.24 | 7.44 | | | | | |

| UNBUNDLED NETWORK ELEMENTS - Alabama | | | | | | | | | | | Attachment 2 Exh A: | | Incremental Charge - Manual Svc Order vs. Electronic-1st | Incremental Charge - Manual Svc Order vs. Electronic-Add'l | Incremental Charge - Manual Svc Order vs. Electronic-Disc 1st | Incremental Charge - Manual Svc Order vs. Electronic-Disc Add'l |
|--|---|---------|------|-------------|-------|-----------|--------------|--------|-------------------------|-------|----------------------------------|--------------------------------------|--|--|---|---|
| CATEGORY | RATE ELEMENTS | Interim | Zone | BCS | USOC | RATES(\$) | | | | | Svc Order Submitted Elec per LSR | Svc Order Submitted Manually per LSR | OSS Rates(\$) | | | |
| | | | | | | Rec | Nonrecurring | | Nonrecurring Disconnect | | SOMEc | SOMAN | SOMAN | | | |
| | | | | | | | First | Add'l | First | Add'l | | | | | | |
| | 2 Wire Unbundled ADSL Loop including manual service inquiry & facility reservation - Zone 2 | | 2 | UAL | UAL2X | 12.73 | 110.00 | 68.00 | 47.24 | 7.44 | | | | | | |
| | 2 Wire Unbundled ADSL Loop including manual service inquiry & facility reservation - Zone 3 | | 3 | UAL | UAL2X | 14.30 | 110.00 | 68.00 | 47.24 | 7.44 | | | | | | |
| | 2 Wire Unbundled ADSL Loop without manual service inquiry & facility reservation - Zone 1 | | 1 | UAL | UAL2W | 11.01 | 90.00 | 57.00 | 47.24 | 7.44 | | | | | | |
| | 2 Wire Unbundled ADSL Loop without manual service inquiry & facility reservation - Zone 2 | | 2 | UAL | UAL2W | 12.73 | 90.00 | 57.00 | 47.24 | 7.44 | | | | | | |
| | 2 Wire Unbundled ADSL Loop without manual service inquiry & facility reservation - Zone 3 | | 3 | UAL | UAL2W | 14.30 | 90.00 | 57.00 | 47.24 | 7.44 | | | | | | |
| | CLEC to CLEC Conversion Charge without outside dispatch | | | UAL | UREWO | | 86.20 | 40.40 | | | | | | | | |
| 2-WIRE HIGH BIT RATE DIGITAL SUBSCRIBER LINE (HDSL) COMPATIBLE LOOP | | | | | | | | | | | | | | | | |
| | 2 Wire Unbundled HDSL Loop including manual service inquiry & facility reservation - Zone 1 | | 1 | UHL | UHL2X | 8.74 | 110.00 | 68.00 | 47.24 | 7.44 | | | | | | |
| | 2 Wire Unbundled HDSL Loop including manual service inquiry & facility reservation - Zone 2 | | 2 | UHL | UHL2X | 10.17 | 110.00 | 68.00 | 47.24 | 7.44 | | | | | | |
| | 2 Wire Unbundled HDSL Loop including manual service inquiry & facility reservation - Zone 3 | | 3 | UHL | UHL2X | 11.44 | 110.00 | 68.00 | 47.24 | 7.44 | | | | | | |
| | 2 Wire Unbundled HDSL Loop without manual service inquiry and facility reservation - Zone 1 | | 1 | UHL | UHL2W | 8.74 | 90.00 | 57.00 | 47.24 | 7.44 | | | | | | |
| | 2 Wire Unbundled HDSL Loop without manual service inquiry and facility reservation - Zone 2 | | 2 | UHL | UHL2W | 10.17 | 90.00 | 57.00 | 47.24 | 7.44 | | | | | | |
| | 2 Wire Unbundled HDSL Loop without manual service inquiry and facility reservation - Zone 3 | | 3 | UHL | UHL2W | 11.44 | 90.00 | 57.00 | 47.24 | 7.44 | | | | | | |
| | CLEC to CLEC Conversion Charge without outside dispatch | | | UHL | UREWO | | 86.14 | 40.40 | | | | | | | | |
| 4-WIRE HIGH BIT RATE DIGITAL SUBSCRIBER LINE (HDSL) COMPATIBLE LOOP | | | | | | | | | | | | | | | | |
| | 4 Wire Unbundled HDSL Loop including manual service inquiry and facility reservation - Zone 1 | | 1 | UHL | UHL4X | 13.95 | 148.36 | 68.00 | 51.70 | 9.73 | | | | | | |
| | 4-Wire Unbundled HDSL Loop including manual service inquiry and facility reservation - Zone 2 | | 2 | UHL | UHL4X | 15.56 | 148.36 | 68.00 | 51.70 | 9.73 | | | | | | |
| | 4-Wire Unbundled HDSL Loop including manual service inquiry and facility reservation - Zone 3 | | 3 | UHL | UHL4X | 15.25 | 148.36 | 68.00 | 51.70 | 9.73 | | | | | | |
| | 4-Wire Unbundled HDSL Loop without manual service inquiry and facility reservation - Zone 1 | | 1 | UHL | UHL4W | 13.95 | 94.00 | 57.00 | 51.70 | 9.73 | | | | | | |
| | 4-Wire Unbundled HDSL Loop without manual service inquiry and facility reservation - Zone 2 | | 2 | UHL | UHL4W | 15.56 | 94.00 | 57.00 | 51.70 | 9.73 | | | | | | |
| | 4-Wire Unbundled HDSL Loop without manual service inquiry and facility reservation - Zone 3 | | 3 | UHL | UHL4W | 15.25 | 94.00 | 57.00 | 51.70 | 9.73 | | | | | | |
| | CLEC to CLEC Conversion Charge without outside dispatch | | | UHL | UREWO | | 86.14 | 40.40 | | | | | | | | |
| 4-WIRE DS1 DIGITAL LOOP | | | | | | | | | | | | | | | | |
| | 4-Wire DS1 Digital Loop - Zone 1 | | 1 | USL, NTCDD1 | USLXX | 82.55 | 252.47 | 157.54 | 44.70 | 11.71 | | | | | | |
| | 4-Wire DS1 Digital Loop - Zone 2 | | 2 | USL, NTCDD1 | USLXX | 154.18 | 252.47 | 157.54 | 44.70 | 11.71 | | | | | | |
| | 4-Wire DS1 Digital Loop - Zone 3 | | 3 | USL, NTCDD1 | USLXX | 314.52 | 252.47 | 157.54 | 44.70 | 11.71 | | | | | | |
| | Switch-As-Is Conversion rate per UNE Loop, single LSR, (per DS1) | | | USL, NTCDD1 | URES | | 24.89 | 3.51 | | | | | | | | |
| | Switch-As-Is Conversion rate per UNE Loop, Spreadsheet, (per DS1) | | | USL, NTCDD1 | URES | | 26.37 | 4.99 | | | | | | | | |
| | CLEC to CLEC Conversion Charge without outside dispatch | | | USL, NTCDD1 | UREWO | | 101.09 | 43.05 | | | | | | | | |
| 4-WIRE 19.2, 56 OR 64 KBPS DIGITAL GRADE LOOP | | | | | | | | | | | | | | | | |
| | 4 Wire Unbundled Digital Loop 2.4 Kbps | | 1 | UDL, NTCUD | UDL2X | 26.09 | 126.27 | 88.80 | 59.14 | 14.50 | | | | | | |
| | 4 Wire Unbundled Digital Loop 2.4 Kbps | | 2 | UDL, NTCUD | UDL2X | 35.95 | 126.27 | 88.80 | 59.14 | 14.50 | | | | | | |
| | 4 Wire Unbundled Digital Loop 2.4 Kbps | | 3 | UDL, NTCUD | UDL2X | 37.88 | 126.27 | 88.80 | 59.14 | 14.50 | | | | | | |
| | 4 Wire Unbundled Digital Loop 4.8 Kbps | | 1 | UDL, NTCUD | UDL4X | 26.09 | 126.27 | 88.80 | 59.14 | 14.50 | | | | | | |
| | 4 Wire Unbundled Digital Loop 4.8 Kbps | | 2 | UDL, NTCUD | UDL4X | 35.95 | 126.27 | 88.80 | 59.14 | 14.50 | | | | | | |
| | 4 Wire Unbundled Digital Loop 4.8 Kbps | | 3 | UDL, NTCUD | UDL4X | 37.88 | 126.27 | 88.80 | 59.14 | 14.50 | | | | | | |
| | 4 Wire Unbundled Digital Loop 9.6 Kbps | | 1 | UDL, NTCUD | UDL9X | 26.09 | 126.27 | 88.80 | 59.14 | 14.50 | | | | | | |
| | 5 Wire Unbundled Digital Loop 9.6 Kbps | | 2 | UDL, NTCUD | UDL9X | 35.95 | 126.27 | 88.80 | 59.14 | 14.50 | | | | | | |
| | 6 Wire Unbundled Digital Loop 9.6 Kbps | | 3 | UDL, NTCUD | UDL9X | 37.88 | 126.27 | 88.80 | 59.14 | 14.50 | | | | | | |
| | 4 Wire Unbundled Digital 19.2 Kbps | | 1 | UDL, NTCUD | UDL19 | 26.09 | 126.27 | 88.80 | 59.14 | 14.50 | | | | | | |

| UNBUNDLED NETWORK ELEMENTS - Alabama | | | | | | | | | | Attachment 2 Exh A: | | | | | | |
|--------------------------------------|--|---------|------|---|-------|-----------|--------------|-------|-------------------------|---------------------|----------------------------------|--------------------------------------|--|--|---|---|
| CATEGORY | RATE ELEMENTS | Interim | Zone | BCS | USOC | RATES(\$) | | | | | Svc Order Submitted Elec per LSR | Svc Order Submitted Manually per LSR | Incremental Charge - Manual Svc Order vs. Electronic-1st | Incremental Charge - Manual Svc Order vs. Electronic-Add'l | Incremental Charge - Manual Svc Order vs. Electronic-Disc 1st | Incremental Charge - Manual Svc Order vs. Electronic-Disc Add'l |
| | | | | | | Rec | Nonrecurring | | Nonrecurring Disconnect | | | | OSS Rates(\$) | | | |
| | | | | | | | First | Add'l | First | Add'l | SOMEc | SOMAN | SOMAN | SOMAN | SOMAN | SOMAN |
| | 4 Wire Unbundled Digital 19.2 Kbps | | 2 | UDL, NTCUD | UDL19 | 35.95 | 126.27 | 88.80 | 59.14 | 14.50 | | | | | | |
| | 4 Wire Unbundled Digital 19.2 Kbps | | 3 | UDL, NTCUD | UDL19 | 37.88 | 126.27 | 88.80 | 59.14 | 14.50 | | | | | | |
| | 4 Wire Unbundled Digital Loop 56 Kbps - Zone 1 | | 1 | UDL, NTCUD | UDL56 | 26.09 | 126.27 | 88.80 | 59.14 | 14.50 | | | | | | |
| | 4 Wire Unbundled Digital Loop 56 Kbps - Zone 2 | | 2 | UDL, NTCUD | UDL56 | 35.95 | 126.27 | 88.80 | 59.14 | 14.50 | | | | | | |
| | 4 Wire Unbundled Digital Loop 56 Kbps - Zone 3 | | 3 | UDL, NTCUD | UDL56 | 37.88 | 126.27 | 88.80 | 59.14 | 14.50 | | | | | | |
| | 4 Wire Unbundled Digital Loop 64 Kbps - Zone 1 | | 1 | UDL, NTCUD | UDL64 | 26.09 | 126.27 | 88.80 | 59.14 | 14.50 | | | | | | |
| | 4 Wire Unbundled Digital Loop 64 Kbps - Zone 2 | | 2 | UDL, NTCUD | UDL64 | 35.95 | 126.27 | 88.80 | 59.14 | 14.50 | | | | | | |
| | 4 Wire Unbundled Digital Loop 64 Kbps - Zone 3 | | 3 | UDL, NTCUD | UDL64 | 37.88 | 126.27 | 88.80 | 59.14 | 14.50 | | | | | | |
| | Switch-As-Is Conversion rate per UNE Loop, single LSR, (per DS0) | | | UDL, NTCUD | URES | | 24.89 | 3.51 | | | | | | | | |
| | Switch-As-Is Conversion rate per UNE Loop, Spreadsheet, (per DS0) | | | UDL, NTCUD | URESP | | 26.37 | 4.99 | | | | | | | | |
| | CLEC to CLEC Conversion Charge without outside dispatch | | | UDL, NTCUD | UREWO | | 102.13 | 49.75 | | | | | | | | |
| | 2-WIRE Unbundled COPPER LOOP | | | | | | | | | | | | | | | |
| | 2-Wire Unbundled Copper Loop-Designed including manual service inquiry & facility reservation - Zone 1 | | 1 | UCL | UCLPB | 11.01 | 112.46 | 65.30 | 47.24 | 7.44 | | | | | | |
| | 2-Wire Unbundled Copper Loop-Designed including manual service inquiry & facility reservation - Zone 2 | | 2 | UCL | UCLPB | 12.73 | 112.46 | 65.30 | 47.24 | 7.44 | | | | | | |
| | 2 Wire Unbundled Copper Loop-Designed including manual service inquiry & facility reservation - Zone 3 | | 3 | UCL | UCLPB | 14.30 | 112.46 | 65.30 | 47.24 | 7.44 | | | | | | |
| | Order Coordination for Unbundled Copper Loops (per loop) | | | UCL | UCLMC | | 8.15 | 8.15 | | | | | | | | |
| | 2-Wire Unbundled Copper Loop-Designed without manual service inquiry and facility reservation - Zone 1 | | 1 | UCL | UCLPW | 11.01 | 91.46 | 54.30 | 47.24 | 7.44 | | | | | | |
| | 2-Wire Unbundled Copper Loop-Designed without manual service inquiry and facility reservation - Zone 2 | | 2 | UCL | UCLPW | 12.73 | 91.46 | 54.30 | 47.24 | 7.44 | | | | | | |
| | 2-Wire Unbundled Copper Loop-Designed without manual service inquiry and facility reservation - Zone 3 | | 3 | UCL | UCLPW | 14.30 | 91.46 | 54.30 | 47.24 | 7.44 | | | | | | |
| | Order Coordination for Unbundled Copper Loops (per loop) | | | UCL | UCLMC | | 8.15 | 8.15 | | | | | | | | |
| | CLEC to CLEC Conversion Charge without outside dispatch (UCL-Des) | | | UCL | UREWO | | 97.23 | 42.48 | | | | | | | | |
| | 4-WIRE COPPER LOOP | | | | | | | | | | | | | | | |
| | 4-Wire Copper Loop-Designed including manual service inquiry and facility reservation - Zone 1 | | 1 | UCL | UCL4S | 17.36 | 135.21 | 88.05 | 51.70 | 9.73 | | | | | | |
| | 4-Wire Copper Loop-Designed including manual service inquiry and facility reservation - Zone 2 | | 2 | UCL | UCL4S | 20.76 | 135.21 | 88.05 | 51.70 | 9.73 | | | | | | |
| | 4-Wire Copper Loop-Designed including manual service inquiry and facility reservation - Zone 3 | | 3 | UCL | UCL4S | 28.21 | 135.21 | 88.05 | 51.70 | 9.73 | | | | | | |
| | 4-Wire Copper Loop-Designed without manual service inquiry and facility reservation - Zone 1 | | 1 | UCL | UCL4W | 17.36 | 114.21 | 67.05 | 51.70 | 9.73 | | | | | | |
| | 4-Wire Copper Loop-Designed without manual service inquiry and facility reservation - Zone 2 | | 2 | UCL | UCL4W | 20.76 | 114.21 | 67.05 | 51.70 | 9.73 | | | | | | |
| | 4-Wire Copper Loop-Designed without manual service inquiry and facility reservation - Zone 3 | | 3 | UCL | UCL4W | 28.21 | 114.21 | 67.05 | 51.70 | 9.73 | | | | | | |
| | Order Coordination for Unbundled Copper Loops (per loop) | | | UCL | UCLMC | | 8.15 | 8.15 | | | | | | | | |
| | CLEC to CLEC conversion Charge without outside dispatch | | | UCL | UREWO | | 97.23 | 42.48 | | | | | | | | |
| | Order Coordination for Unbundled Copper Loops (per loop) | | | UCL | UCLMC | | 8.15 | 8.15 | | | | | | | | |
| | Order Coordination for Specified Conversion Time (per LSR) | | | UEA, UDN, UAL, UHL, UDL, NTCVG, NTCUD, USL, NTCD1 | OCOSL | | 18.09 | | | | | | | | | |
| | Rearrangements | | | | | | | | | | | | | | | |
| | EEL to UNE-L Retermination, per 2 Wire Unbundled Voice Loop-SL2 | | | UEA | UREEL | | 87.72 | 36.36 | | | | | | | | |
| | EEL to UNE-L Retermination, per 4 Wire Unbundled Voice Loop | | | UEA | UREEL | | 87.72 | 36.36 | | | | | | | | |
| | EEL to UNE-L Retermination, per 2 Wire ISDN Loop | | | UDN | UREEL | | 91.63 | 44.16 | | | | | | | | |
| | EEL to UNE-L Retermination, per 4 Wire Unbundled Digital Loop | | | UDL | UREEL | | 102.13 | 49.75 | | | | | | | | |
| | EEL to UNE-L Retermination, per 4 Wire Unbundled DS1 Loop | | | USL | UREEL | | 101.09 | 43.05 | | | | | | | | |

| UNBUNDLED NETWORK ELEMENTS - Alabama | | | | | | | | | | Attachment 2 Exh A: | | | | | |
|--------------------------------------|---|---------|------|---|-------|-----------|--------------|-------|-------------------------|----------------------------------|--------------------------------------|--|--|---|---|
| CATEGORY | RATE ELEMENTS | Interim | Zone | BCS | USOC | RATES(\$) | | | | Svc Order Submitted Elec per LSR | Svc Order Submitted Manually per LSR | Incremental Charge - Manual Svc Order vs. Electronic-1st | Incremental Charge - Manual Svc Order vs. Electronic-Add'l | Incremental Charge - Manual Svc Order vs. Electronic-Disc 1st | Incremental Charge - Manual Svc Order vs. Electronic-Disc Add'l |
| | | | | | | Rec | Nonrecurring | | Nonrecurring Disconnect | | | OSS Rates(\$) | | | |
| | | | | | | | First | Add'l | First | Add'l | SOMEC | SOMAN | SOMAN | SOMAN | SOMAN |
| LOOP MODIFICATION | | | | | | | | | | | | | | | |
| | Unbundled Loop Modification, Removal of Load Coils - 2 Wire pair less than or equal to 18k ft. per Unbundled Loop | | | UAL, UHL, UCL, UEQ, ULS, UEA, UEANL, UEPSR, UEPSB | ULM2L | | 0.00 | 0.00 | | | | | | | |
| | Unbundled Loop Modification Removal of Load Coils - 4 Wire less than or equal to 18K ft, per Unbundled Loop | | | UHL, UCL, UEA | ULM4L | | 0.00 | 0.00 | | | | | | | |
| | Unbundled Loop Modification Removal of Bridged Tap Removal, per unbundled loop | | | UAL, UHL, UCL, UEQ, ULS, UEA, UEANL, UEPSR, UEPSB | ULMBT | | 32.41 | 32.41 | | | | | | | |
| SUB-LOOPS | | | | | | | | | | | | | | | |
| | Sub-Loop Distribution | | | | | | | | | | | | | | |
| | Sub-Loop - Per Cross Box Location - CLEC Feeder Facility Set-Up | | | UEANL, UEF | USBSA | | 244.42 | | | | | | | | |
| | Sub-Loop - Per Cross Box Location - Per 25 Pair Panel Set-Up | | | UEANL, UEF | USBSB | | 22.64 | | | | | | | | |
| | Sub-Loop - Per Building Equipment Room - CLEC Feeder Facility Set-Up | | | UEANL | USBSC | | 177.45 | | | | | | | | |
| | Sub-Loop - Per Building Equipment Room - Per 25 Pair Panel Set-Up | | | UEANL | USBSD | | 55.15 | | | | | | | | |
| | Sub-Loop Distribution Per 2-Wire Analog Voice Grade Loop - Zone 1 | | 1 | UEANL | USBN2 | 11.21 | 65.80 | 30.96 | 45.25 | 6.70 | | | | | |
| | Sub-Loop Distribution Per 2-Wire Analog Voice Grade Loop - Zone 2 | | 2 | UEANL | USBN2 | 11.94 | 65.80 | 30.96 | 45.25 | 6.70 | | | | | |
| | Sub-Loop Distribution Per 2-Wire Analog Voice Grade Loop - Zone 3 | | 3 | UEANL | USBN2 | 16.86 | 65.80 | 30.96 | 45.25 | 6.70 | | | | | |
| | Order Coordination for Unbundled Sub-Loops, per sub-loop pair | | | UEANL | USBMC | | 8.15 | 8.15 | | | | | | | |
| | Sub-Loop Distribution Per 4-Wire Analog Voice Grade Loop - Zone 1 | | 1 | UEANL | USBN4 | 8.46 | 79.03 | 44.19 | 49.71 | 9.07 | | | | | |
| | Sub-Loop Distribution Per 4-Wire Analog Voice Grade Loop - Zone 2 | | 2 | UEANL | USBN4 | 16.67 | 79.03 | 44.19 | 49.71 | 9.07 | | | | | |
| | Sub-Loop Distribution Per 4-Wire Analog Voice Grade Loop - Zone 3 | | 3 | UEANL | USBN4 | 32.57 | 79.03 | 44.19 | 49.71 | 9.07 | | | | | |
| | Order Coordination for Unbundled Sub-Loops, per sub-loop pair | | | UEANL | USBMC | | 8.15 | 8.15 | | | | | | | |
| | Sub-Loop 2-Wire Intrabuilding Network Cable (INC) | | | UEANL | USBR2 | 2.27 | 53.01 | 18.17 | 45.25 | 6.70 | | | | | |
| | Order Coordination for Unbundled Sub-Loops, per sub-loop pair | | | UEANL | USBMC | | 8.15 | 8.15 | | | | | | | |
| | Sub-Loop 4-Wire Intrabuilding Network Cable (INC) | | | UEANL | USBR4 | 5.16 | 59.25 | 24.41 | 49.71 | 9.07 | | | | | |
| | Order Coordination for Unbundled Sub-Loops, per sub-loop pair | | | UEANL | USBMC | | 8.15 | 8.15 | | | | | | | |
| | Loop Testing - Basic 1st Half Hour | | | UEANL | URET1 | | 34.16 | 0.00 | | | | | | | |
| | Loop Testing - Basic Additional Half Hour | | | UEANL | URETA | | 19.85 | 19.85 | | | | | | | |
| | 2 Wire Copper Unbundled Sub-Loop Distribution - Zone 1 | | 1 | UEF | UCS2X | 6.22 | 65.80 | 30.96 | 45.25 | 6.70 | | | | | |
| | 2 Wire Copper Unbundled Sub-Loop Distribution - Zone 2 | | 2 | UEF | UCS2X | 8.76 | 65.80 | 30.96 | 45.25 | 6.70 | | | | | |
| | 2 Wire Copper Unbundled Sub-Loop Distribution - Zone 3 | | 3 | UEF | UCS2X | 11.27 | 65.80 | 30.96 | 45.25 | 6.70 | | | | | |
| | Order Coordination for Unbundled Sub-Loops, per sub-loop pair | | | UEF | USBMC | | 8.15 | 8.15 | | | | | | | |
| | 4 Wire Copper Unbundled Sub-Loop Distribution - Zone 1 | | 1 | UEF | UCS4X | 6.11 | 79.03 | 44.19 | 49.71 | 9.07 | | | | | |
| | 4 Wire Copper Unbundled Sub-Loop Distribution - Zone 2 | | 2 | UEF | UCS4X | 12.61 | 79.03 | 44.19 | 49.71 | 9.07 | | | | | |
| | 4 Wire Copper Unbundled Sub-Loop Distribution - Zone 3 | | 3 | UEF | UCS4X | 15.36 | 79.03 | 44.19 | 49.71 | 9.07 | | | | | |
| | Order Coordination for Unbundled Sub-Loops, per sub-loop pair | | | UEF | USBMC | | 8.15 | 8.15 | | | | | | | |
| | Loop Tagging Service Level 1, Unbundled Copper Loop, Non-Designed and Distribution Subloops | | | UEF, UEANL | URETL | | 8.93 | 0.88 | | | | | | | |
| | Loop Testing - Basic 1st Half Hour | | | UEF | URET1 | | 34.16 | 0.00 | | | | | | | |
| | Loop Testing - Basic Additional Half Hour | | | UEF | URETA | | 19.85 | 19.85 | | | | | | | |

| UNBUNDLED NETWORK ELEMENTS - Alabama | | | | | | | | | | Attachment 2 Exh A: | | | | | |
|--------------------------------------|--|---------|------|--|-------|-----------|--------------|-------|-------------------------|----------------------------------|--------------------------------------|--|--|---|---|
| CATEGORY | RATE ELEMENTS | Interim | Zone | BCS | USOC | RATES(\$) | | | | Svc Order Submitted Elec per LSR | Svc Order Submitted Manually per LSR | Incremental Charge - Manual Svc Order vs. Electronic-1st | Incremental Charge - Manual Svc Order vs. Electronic-Add'l | Incremental Charge - Manual Svc Order vs. Electronic-Disc 1st | Incremental Charge - Manual Svc Order vs. Electronic-Disc Add'l |
| | | | | | | Rec | Nonrecurring | | Nonrecurring Disconnect | | | OSS Rates(\$) | | | |
| | | | | | | | First | Add'l | First | Add'l | SOMEc | SOMAN | SOMAN | SOMAN | SOMAN |
| | Unbundled Sub-Loop Modification | | | | | | | | | | | | | | |
| | Unbundled Sub-Loop Modification - 2-W Copper Dist Load Coil/Equip Removal per 2-W PR | | | UEF | ULM2X | | 175.78 | 5.10 | | | | | | | |
| | Unbundled Sub-loop Modification - 4-W Copper Dist Load Coil/Equip Removal per 4-W PR | | | UEF | ULM4X | | 175.78 | 5.10 | | | | | | | |
| | Unbundled Loop Modification, Removal of Bridge Tap, per unbundled loop | | | UEF | ULMBT | | 278.20 | 6.11 | | | | | | | |
| | Unbundled Network Terminating Wire (UNTW) | | | | | | | | | | | | | | |
| | Unbundled Network Terminating Wire (UNTW) per Pair | | | UENTW | UENPP | 0.40 | 30.01 | | | | | | | | |
| | Network Interface Device (NID) | | | | | | | | | | | | | | |
| | Network Interface Device (NID) - 1-2 lines | | | UENTW | UND12 | | 43.23 | 28.38 | | | | | | | |
| | Network Interface Device (NID) - 1-6 lines | | | UENTW | UND16 | | 63.97 | 49.11 | | | | | | | |
| | Network Interface Device Cross Connect - 2 W | | | UENTW | UNDC2 | | 5.87 | 5.87 | | | | | | | |
| | Network Interface Device Cross Connect - 4W | | | UENTW | UNDC4 | | 5.87 | 5.87 | | | | | | | |
| | UNE OTHER, PROVISIONING ONLY - NO RATE | | | | | | | | | | | | | | |
| | | | | UAL, UCL, UDC, UDL, UDN, UEA, UHL, UEANL, UEF, UEQ, UENTW, NTCVG, NTCUD, NTCDD1, USL | UNECN | 0.00 | 0.00 | | | | | | | | |
| | Unbundled Contact Name, Provisioning Only - no rate | | | | | | | | | | | | | | |
| | Unbundled DS1 Loop - Superframe Format Option - no rate | | | USL, NTCDD1 | CCOSF | 0.00 | 0.00 | | | | | | | | |
| | Unbundled DS1 Loop - Expanded Superframe Format option - no rate | | | USL, NTCDD1 | CCOEF | 0.00 | 0.00 | | | | | | | | |
| | NID - Dispatch and Service Order for NID installation | | | UENTW | UNDBX | 0.00 | 0.00 | | | | | | | | |
| | UNTW Circuit Establishment, Provisioning Only - No Rate | | | UENTW | UENCE | 0.00 | 0.00 | | | | | | | | |
| | LOOP MAKE-UP | | | | | | | | | | | | | | |
| | Loop Makeup - Preordering Without Reservation, per working or spare facility queried (Manual). | | | UMK | UMKLW | | 20.00 | 20.00 | | | | | | | |
| | Loop Makeup - Preordering With Reservation, per spare facility queried (Manual). | | | UMK | UMKLP | | 21.00 | 21.00 | | | | | | | |
| | Loop Makeup--With or Without Reservation, per working or spare facility queried (Mechanized) | | | UMK | UMKMQ | | 0.59 | 0.59 | | | | | | | |
| | LINE SPLITTING | | | | | | | | | | | | | | |
| | END USER ORDERING-CENTRAL OFFICE BASED | | | | | | | | | | | | | | |
| | Line Splitting - per line activation DLEC owned splitter | | | UEPSR UEPSB | UREOS | 0.61 | | | | | | | | | |
| | Line Splitting - per line activation BST owned - physical | | | UEPSR UEPSB | UREBP | 0.61 | 37.01 | 21.19 | 20.02 | 9.83 | | | | | |
| | Line Splitting - per line activation BST owned - virtual | | | UEPSR UEPSB | UREBV | 0.61 | 37.01 | 21.19 | 20.02 | 9.83 | | | | | |
| | UNBUNDLED EXCHANGE ACCESS LOOP | | | | | | | | | | | | | | |
| | 2-WIRE ANALOG VOICE GRADE LOOP | | | | | | | | | | | | | | |
| | 2 Wire Analog Voice Grade Loop-Service Level 1-Line Splitting-Zone 1 | | 1 | UEPSR UEPSB | UEALS | 12.58 | 37.81 | 17.56 | 23.49 | 5.30 | | | | | |
| | 2 Wire Analog Voice Grade Loop-Service Level 1-Line Splitting-Zone 1 | | 1 | UEPSR UEPSB | UEABS | 12.58 | 37.81 | 17.56 | 23.49 | 5.30 | | | | | |
| | 2 Wire Analog Voice Grade Loop- Service Level 1-Line Splitting-Zone 2 | | 2 | UEPSR UEPSB | UEALS | 21.05 | 37.81 | 17.56 | 23.49 | 5.30 | | | | | |
| | 2 Wire Analog Voice Grade Loop- Service Level 1-Line Splitting-Zone 2 | | 2 | UEPSR UEPSB | UEABS | 21.05 | 37.81 | 17.56 | 23.49 | 5.30 | | | | | |
| | 2 Wire Analog Voice Grade Loop-Service Level 1-Line Splitting-Zone 3 | | 3 | UEPSR UEPSB | UEALS | 34.34 | 37.81 | 17.56 | 23.49 | 5.30 | | | | | |
| | 2 Wire Analog Voice Grade Loop-Service Level 1-Line Splitting-Zone 3 | | 3 | UEPSR UEPSB | UEABS | 34.34 | 37.81 | 17.56 | 23.49 | 5.30 | | | | | |
| | PHYSICAL COLLOCATION | | | | | | | | | | | | | | |
| | Physical Collocation-2 Wire Cross Connects (Loop) for Line Splitting | | | UEPSR UEPSB | PE1LS | 0.03 | 12.30 | 11.80 | 6.03 | 5.44 | | | | | |
| | VIRTUAL COLLOCATION | | | | | | | | | | | | | | |
| | Virtual Collocation-2 Wire Cross Connects (Loop) for Line Splitting | | | UEPSR UEPSB | VE1LS | 0.03 | 12.30 | 11.80 | 6.03 | 5.44 | | | | | |
| | UNBUNDLED DEDICATED TRANSPORT | | | | | | | | | | | | | | |

| UNBUNDLED NETWORK ELEMENTS - Alabama | | | | | | | | | | Attachment 2 Exh A: | | Incremental Charge - Manual Svc Order vs. Electronic-1st | Incremental Charge - Manual Svc Order vs. Electronic-Add'l | Incremental Charge - Manual Svc Order vs. Electronic-Disc 1st | Incremental Charge - Manual Svc Order vs. Electronic-Disc Add'l |
|--------------------------------------|--|---------|------|------------|-------|-----------|--------------|--------|-------------------------|----------------------------------|--------------------------------------|--|--|---|---|
| CATEGORY | RATE ELEMENTS | Interim | Zone | BCS | USOC | RATES(\$) | | | | Svc Order Submitted Elec per LSR | Svc Order Submitted Manually per LSR | OSS Rates(\$) | | | |
| | | | | | | Rec | Nonrecurring | | Nonrecurring Disconnect | | | | | | |
| | | | | | | | First | Add'l | First | Add'l | SOME | SOMAN | SOMAN | SOMAN | SOMAN |
| | INTEROFFICE CHANNEL - DEDICATED TRANSPORT | | | | | | | | | | | | | | |
| | Interoffice Channel - 2-Wire Voice Grade - per mile | | | U1TVX | 1L5XX | 0.008838 | | | | | | | | | |
| | Interoffice Channel - 2-Wire Voice Grade - Facility Termination | | | U1TVX | U1TV2 | 21.13 | 40.54 | 27.41 | 16.74 | 6.90 | | | | | |
| | Interoffice Channel - 2-Wire Voice Grade Rev Bat. - per mile | | | U1TVX | 1L5XX | 0.008838 | | | | | | | | | |
| | Interoffice Channel - 2-Wire VG Rev Bat. - Facility Termination | | | U1TVX | U1TR2 | 21.13 | 40.54 | 27.41 | 16.74 | 6.90 | | | | | |
| | Interoffice Channel - 4-Wire Voice Grade - per mile | | | U1TVX | 1L5XX | 0.008838 | | | | | | | | | |
| | Interoffice Channel - 4-Wire Voice Grade - Facility Termination | | | U1TVX | U1TV4 | 18.73 | 40.54 | 27.41 | 16.74 | 6.90 | | | | | |
| | Interoffice Channel - 56 kbps - per mile | | | U1TDX | 1L5XX | 0.008838 | | | | | | | | | |
| | Interoffice Channel - 56 kbps - Facility Termination | | | U1TDX | U1TD5 | 15.12 | 40.54 | 27.41 | 16.74 | 6.90 | | | | | |
| | Interoffice Channel - 64 kbps - per mile | | | U1TDX | 1L5XX | 0.008838 | | | | | | | | | |
| | Interoffice Channel - 64 kbps - Facility Termination | | | U1TDX | U1TD6 | 15.12 | 40.54 | 27.41 | 16.74 | 6.90 | | | | | |
| | Interoffice Channel - DS1 - per mile | | | U1TD1 | 1L5XX | 0.18 | | | | | | | | | |
| | Interoffice Channel - DS1 - Facility Termination | | | U1TD1 | U1TF1 | 60.16 | 89.27 | 81.81 | 16.35 | 14.44 | | | | | |
| | Interoffice Channel - DS3 - per mile | | | U1TD3 | 1L5XX | 4.09 | | | | | | | | | |
| | Interoffice Channel - DS3 - Facility Termination | | | U1TD3 | U1TF3 | 703.52 | 278.75 | 162.76 | 60.20 | 58.46 | | | | | |
| | Interoffice Channel - STS-1 - per mile | | | U1TS1 | 1L5XX | 4.09 | | | | | | | | | |
| | Interoffice Channel - STS-1 - Facility Termination | | | U1TS1 | U1TFS | 701.37 | 278.75 | 162.76 | 60.20 | 58.46 | | | | | |
| | UNBUNDLED DARK FIBER - Stand Alone or in Combination | | | | | | | | | | | | | | |
| | Dark Fiber - Interoffice Transport, Per Four Fiber Strands, Per Route Mile Or Fraction Thereof | | | UDF, UDFCX | 1L5DF | 22.34 | | | | | | | | | |
| | Dark Fiber - Interoffice Transport, Per Four Fiber Strands, Per Route Mile Or Fraction Thereof | | | UDF, UDFCX | UDF14 | | 639.09 | 137.87 | 317.06 | 197.66 | | | | | |
| | HIGH CAPACITY UNBUNDLED LOCAL LOOP | | | | | | | | | | | | | | |
| | DS-3/STS-1 UNBUNDLED LOCAL LOOP - Stand Alone | | | | | | | | | | | | | | |
| | DS3 Unbundled Local Loop - per mile | | | UE3 | 1L5ND | 8.38 | | | | | | | | | |
| | DS3 Unbundled Local Loop - Facility Termination | | | UE3 | UE3PX | 308.08 | 451.52 | 263.94 | 119.49 | 83.58 | | | | | |
| | STS-1 Unbundled Local Loop - per mile | | | UDLSX | 1L5ND | 8.38 | | | | | | | | | |
| | STS-1 Unbundled Local Loop - Facility Termination | | | UDLSX | UDLS1 | 319.83 | 451.52 | 263.94 | 119.49 | 83.58 | | | | | |
| | ENHANCED EXTENDED LINK (EELs) | | | | | | | | | | | | | | |
| | Network Elements Used in Combinations | | | | | | | | | | | | | | |
| | 2-Wire VG Loop (SL2) in Combination - Zone 1 | | 1 | UNCVX | UEAL2 | 14.38 | 88.00 | 55.00 | 47.24 | 7.44 | | | | | |
| | 2-Wire VG Loop (SL2) in Combination - Zone 2 | | 2 | UNCVX | UEAL2 | 22.85 | 88.00 | 55.00 | 47.24 | 7.44 | | | | | |
| | 2-Wire VG Loop (SL2) in Combination - Zone 3 | | 3 | UNCVX | UEAL2 | 36.14 | 88.00 | 55.00 | 47.24 | 7.44 | | | | | |
| | 4-Wire Analog Voice Grade Loop in Combination - Zone 1 | | 1 | UNCVX | UEAL4 | 25.34 | 131.97 | 94.51 | 59.14 | 14.50 | | | | | |
| | 4-Wire Analog Voice Grade Loop in Combination - Zone 2 | | 2 | UNCVX | UEAL4 | 38.58 | 131.97 | 94.51 | 59.14 | 14.50 | | | | | |
| | 4-Wire Analog Voice Grade Loop in Combination - Zone 3 | | 3 | UNCVX | UEAL4 | 60.02 | 131.97 | 94.51 | 59.14 | 14.50 | | | | | |
| | 2-Wire ISDN Loop in Combination - Zone 1 | | 1 | UNCNX | U1L2X | 21.88 | 117.24 | 79.77 | 52.88 | 10.54 | | | | | |
| | 2-Wire ISDN Loop in Combination - Zone 2 | | 2 | UNCNX | U1L2X | 32.85 | 117.24 | 79.77 | 52.88 | 10.54 | | | | | |
| | 2-Wire ISDN Loop in Combination - Zone 3 | | 3 | UNCNX | U1L2X | 48.55 | 117.24 | 79.77 | 52.88 | 10.54 | | | | | |
| | 4-Wire 56Kbps Digital Grade Loop in Combination - Zone 1 | | 1 | UNCDX | UDL56 | 26.09 | 126.27 | 88.80 | 59.14 | 14.50 | | | | | |
| | 4-Wire 56Kbps Digital Grade Loop in Combination - Zone 2 | | 2 | UNCDX | UDL56 | 35.95 | 126.27 | 88.80 | 59.14 | 14.50 | | | | | |
| | 4-Wire 56Kbps Digital Grade Loop in Combination - Zone 3 | | 3 | UNCDX | UDL56 | 37.88 | 126.27 | 88.80 | 59.14 | 14.50 | | | | | |
| | 4-Wire 64Kbps Digital Grade Loop in Combination - Zone 1 | | 1 | UNCDX | UDL64 | 26.09 | 126.27 | 88.80 | 59.14 | 14.50 | | | | | |
| | 4-Wire 64Kbps Digital Grade Loop in Combination - Zone 2 | | 2 | UNCDX | UDL64 | 35.95 | 126.27 | 88.80 | 59.14 | 14.50 | | | | | |
| | 4-Wire 64Kbps Digital Grade Loop in Combination - Zone 3 | | 3 | UNCDX | UDL64 | 37.88 | 126.27 | 88.80 | 59.14 | 14.50 | | | | | |
| | 4-Wire DS1 Digital Loop in Combination - Zone 1 | | 1 | UNC1X | USLXX | 82.55 | 252.47 | 157.54 | 44.70 | 11.71 | | | | | |
| | 4-Wire DS1 Digital Loop in Combination - Zone 2 | | 2 | UNC1X | USLXX | 154.18 | 252.47 | 157.54 | 44.70 | 11.71 | | | | | |
| | 4-Wire DS1 Digital Loop in Combination - Zone 3 | | 3 | UNC1X | USLXX | 314.52 | 252.47 | 157.54 | 44.70 | 11.71 | | | | | |
| | DS3 Local Loop in combination - per mile | | | UNC3X | 1L5ND | 8.38 | | | | | | | | | |
| | DS3 Local Loop in combination - Facility Termination | | | UNC3X | UE3PX | 308.08 | 451.52 | 263.94 | 119.49 | 83.58 | | | | | |
| | STS-1 Local Loop in combination - per mile | | | UNC3X | 1L5ND | 8.38 | | | | | | | | | |
| | STS-1 Local Loop in combination - Facility Termination | | | UNC3X | UDLS1 | 319.83 | 451.52 | 263.94 | 119.49 | 83.58 | | | | | |
| | Interoffice Channel in combination - 2-wire VG - per mile | | | UNCVX | 1L5XX | 0.008838 | | | | | | | | | |
| | Interoffice Channel in combination - 2-wire VG - Facility Termination | | | UNCVX | U1TV2 | 21.13 | 40.54 | 27.41 | 16.74 | 6.90 | | | | | |
| | Interoffice Channel in combination - 4-wire VG - per mile | | | UNCVX | 1L5XX | 0.008838 | | | | | | | | | |

| UNBUNDLED NETWORK ELEMENTS - Alabama | | | | | | | | | | Attachment 2 Exh A: | | Incremental Charge - Manual Svc Order vs. Electronic-Disc 1st | Incremental Charge - Manual Svc Order vs. Electronic-Disc Add'l | Incremental Charge - Manual Svc Order vs. Electronic-Disc 1st | Incremental Charge - Manual Svc Order vs. Electronic-Disc Add'l |
|--------------------------------------|---|---------|------|--|-------|-----------|--------------|--------|-------------------------|----------------------------------|--------------------------------------|---|---|---|---|
| CATEGORY | RATE ELEMENTS | Interim | Zone | BCS | USOC | RATES(\$) | | | | Svc Order Submitted Elec per LSR | Svc Order Submitted Manually per LSR | | | | |
| | | | | | | Rec | Nonrecurring | | Nonrecurring Disconnect | | OSS Rates(\$) | | | | |
| | | | | | | | First | Add'l | First | Add'l | SOMEc | SOMAN | SOMAN | SOMAN | SOMAN |
| | Interoffice Channel in combination - 4-wire VG - Facility Termination | | | UNCVX | U1TV4 | 18.73 | 40.54 | 27.41 | 16.74 | 6.90 | | | | | |
| | Interoffice Channel in combination - 4-wire 56 kbps - per mile | | | UNCDX | 1L5XX | 0.008838 | | | | | | | | | |
| | Interoffice Channel in combination - 4-wire 56 kbps - Facility Termination | | | UNCDX | U1TD5 | 15.12 | 40.54 | 27.41 | 16.74 | 6.90 | | | | | |
| | Interoffice Channel in combination - 4-wire 64 kbps - per mile | | | UNCDX | 1L5XX | 0.008838 | | | | | | | | | |
| | Interoffice Channel in combination - 4-wire 64 kbps - Facility Termination | | | UNCDX | U1TD6 | 15.12 | 40.54 | 27.41 | 16.74 | 6.90 | | | | | |
| | Interoffice Channel in combination - DS1 - per mile | | | UNC1X | 1L5XX | 0.18 | | | | | | | | | |
| | Interoffice Channel in combination - DS1 Facility Termination | | | UNC1X | U1TF1 | 60.16 | 89.27 | 81.81 | 16.35 | 14.44 | | | | | |
| | Interoffice Channel in combination - DS3 - per mile | | | UNC3X | 1L5XX | 4.09 | | | | | | | | | |
| | Interoffice Channel in combination - DS3 - Facility Termination | | | UNC3X | U1TF3 | 703.52 | 278.75 | 162.76 | 60.20 | 58.46 | | | | | |
| | Interoffice Channel in combination - STS-1 - per mile | | | UNCSX | 1L5XX | 4.09 | | | | | | | | | |
| | Interoffice Channel in combination - STS-1 Facility Termination | | | UNCSX | U1TFS | 701.37 | 278.75 | 162.76 | 60.20 | 58.46 | | | | | |
| ADDITIONAL NETWORK ELEMENTS | | | | | | | | | | | | | | | |
| Optional Features & Functions: | | | | | | | | | | | | | | | |
| | Clear Channel Capability Extended Frame Option - per DS1 | I | | U1TD1, ULDD1, UNC1X | CCOEF | | 0.00 | 0.00 | 0.00 | 0.00 | | | | | |
| | Clear Channel Capability Super FrameOption - per DS1 | I | | U1TD1, ULDD1, UNC1X | CCOSF | | 0.00 | 0.00 | 0.00 | 0.00 | | | | | |
| | Clear Channel Capability (SF/ESF) Option - Subsequent Activity - per DS1 | I | | ULDD1, U1TD1, UNC1X, USL | NRCCC | | 184.85 | 23.81 | 1.99 | 0.7741 | | | | | |
| | C-bit Parity Option - Subsequent Activity - per DS3 | i | | U1TD3, ULDD3, UE3, UNC3X | NRCC3 | | 219.13 | 7.67 | 0.7355 | 0.00 | | | | | |
| | DS1/DS0 Channel System | | | UNC1X | MQ1 | 107.19 | 91.04 | 62.57 | 10.54 | 9.79 | | | | | |
| | DS3/DS1Channel System | | | UNC3X, UNCSX | MQ3 | 176.20 | 178.14 | 93.97 | 33.26 | 31.83 | | | | | |
| | Voice Grade COCI in combination | | | UNCVX | 1D1VG | 0.56 | 6.58 | 4.72 | | | | | | | |
| | Voice Grade COCI - for Stand Alone Local Loop | | | UEA | 1D1VG | 0.56 | 6.58 | 4.72 | | | | | | | |
| | Voice Grade COCI - for connection to a channelized DS1 Local Channel in the same SWC as collocation | | | U1TUC | 1D1VG | 0.56 | 6.58 | 4.72 | | | | | | | |
| | 2-wire ISDN COCI (BRITE) in combination | | | UNCNX | UC1CA | 2.41 | 6.58 | 4.72 | | | | | | | |
| | 2-wire ISDN COCI (BRITE) - for a Local Loop | | | UDN | UC1CA | 2.41 | 6.58 | 4.72 | | | | | | | |
| | 2-wire ISDN COCI (BRITE) - for connection to a channelized DS1 Local Channel in the same SWC as collocation | | | U1TUB | UC1CA | 2.41 | 6.58 | 4.72 | | | | | | | |
| | OCU-DP COCI (2.4-64kbs) in combination | | | UNCDX | 1D1DD | 1.19 | 6.58 | 4.72 | | | | | | | |
| | OCU-DP COCI (2.4-64kbs) - for Stand Alone Local Loop | | | UDL | 1D1DD | 1.19 | 6.58 | 4.72 | | | | | | | |
| | OCU-DP COCI (2.4-64kbs) - for connection to a channelized DS1 Local Channel in the same SWC as collocation | | | U1TUD | 1D1DD | 1.19 | 6.58 | 4.72 | | | | | | | |
| | DS1 COCI in combination | | | UNC1X | UC1D1 | 13.47 | 6.58 | 4.72 | | | | | | | |
| | DS1 COCI - for Stand Alone Local Channel | | | ULDD1 | UC1D1 | 13.47 | 6.58 | 4.72 | | | | | | | |
| | DS1 COCI - for Stand Alone Interoffice Channel | | | U1TD1 | UC1D1 | 13.47 | 6.58 | 4.72 | | | | | | | |
| | DS1 COCI - for Stand Alone Local Loop | | | USL | UC1D1 | 13.47 | 6.58 | 4.72 | | | | | | | |
| | DS1 COCI - for connection to a channelized DS1 Local Channel in the same SWC as collocation | | | U1TUA | UC1D1 | 13.47 | 6.58 | 4.72 | | | | | | | |
| | Wholesale to UNE, Switch-As-Is Conversion Charge | | | UNCVX, U1TVX, UNCDX, U1TDX, UNC1X, U1TD1, UNC3X, U1TD3, UNCSX, U1TS1, UDF, UDFCX | UNCCC | | 5.59 | 5.59 | | | | | | | |
| | Unbundled Misc Rate Element, SNE SAI, Single Network Element - Switch As Is Non-recurring Charge, per circuit (LSR) | I | | U1TVX, U1TDX, U1TD1, U1TD3, U1TS1, UDF, UE3 | URES | | 36.70 | 16.06 | | | | | | | |
| | Unbundled Misc Rate Element, SNE SAI, Single Network Element - Switch As Is Non-recurring Charge, incremental charge per circuit on a spreadsheet | i | | U1TVX, U1TDX, U1TD1, U1TD3, U1TS1, UDF, UE3 | URES | | 1.48 | 1.48 | | | | | | | |
| | UNE Reconfiguration Change Charge per Circuit | I | | UNC1X | URERC | | 35.00 | 35.00 | | | | | | | |

| UNBUNDLED NETWORK ELEMENTS - Alabama | | | | | | | | | | | Attachment 2 Exh A: | | | | | |
|--|--|--|---------|------|--|-------|-------------|--------------|--------|-------------------------|----------------------------------|--------------------------------------|--|--|---|---|
| CATEGORY | RATE ELEMENTS | | Interim | Zone | BCS | USOC | RATES(\$) | | | | Svc Order Submitted Elec per LSR | Svc Order Submitted Manually per LSR | Incremental Charge - Manual Svc Order vs. Electronic-1st | Incremental Charge - Manual Svc Order vs. Electronic-Add'l | Incremental Charge - Manual Svc Order vs. Electronic-Disc 1st | Incremental Charge - Manual Svc Order vs. Electronic-Disc Add'l |
| | | | | | | | | | | | | | | | | |
| | | | | | | | Rec | Nonrecurring | | Nonrecurring Disconnect | | OSS Rates(\$) | | | | |
| | | | | | | | | First | Add'l | First | Add'l | SOMEc | SOMAN | SOMAN | SOMAN | SOMAN |
| | | UNE Reconfiguration Change Charge per Circuit Project Managed | I | | UNC1X | URERP | | 1.48 | 1.48 | | | | | | | |
| | | Access to DCS - Customer Reconfiguration (FlexServ) | | | | | | | | | | | | | | |
| | | Customer Reconfiguration Establishment | | | | | | 1.48 | | 1.84 | | | | | | |
| | | DS1 DCS Termination with DS0 Switching | | | | | 29.46 | 25.55 | 19.66 | 16.63 | 13.38 | | | | | |
| | | DS1 DCS Termination with DS1 Switching | | | | | 9.94 | 18.47 | 12.58 | 12.21 | 8.96 | | | | | |
| | | DS3 DCS Termination with DS1 Switching | | | | | 105.16 | 25.55 | 19.66 | 16.63 | 13.38 | | | | | |
| | | Node (SynchroNet) | | | | | | | | | | | | | | |
| | | Node per month | | | UNCDX | UNCNT | 15.77 | | | | | | | | | |
| | | Service Rearrangements | | | | | | | | | | | | | | |
| | | NRC - Change in Facility Assignment per circuit Service Rearrangement | I | | U1TVX, U1TDX, UEA, UDL, U1TUC, U1TUD, U1TUB, ULDVX, ULDDX, UNCVX, UNCDX, UNC1X | URETD | | 101.09 | 43.05 | | | | | | | |
| | | NRC - Change in Facility Assignment per circuit Project Management (added to CFA per circuit if project managed) | I | | U1TVX, U1TDX, UEA, UDL, U1TUC, U1TUD, U1TUB, ULDVX, ULDDX, UNCVX, UNCDX, UNC1X | URETB | | 1.28 | 1.28 | | | | | | | |
| | | NRC - Order Coordination Specific Time - Dedicated Transport | I | | UNC1X | OCOSR | | 18.93 | 18.93 | | | | | | | |
| SIGNALING (CCS7) | | | | | | | | | | | | | | | | |
| | NOTE:"bk" beside a rate indicates that the parties have agreed to bill and keep for that element pursuant to the terms and conditions in Attachment 3. | | | | | | | | | | | | | | | |
| | | CCS7 Signaling Usage, Per TCAP Message | | | | | 0.0000569bk | | | | | | | | | |
| | | CCS7 Signaling Usage, Per ISUP Message | | | | | 0.0000142bk | | | | | | | | | |
| LNP Query Service | | | | | | | | | | | | | | | | |
| | | LNP Charge Per query | | | | | 0.000757 | | | | | | | | | |
| | | LNP Service Establishment Manual | | | | | | 12.52 | | 11.51 | | | | | | |
| | | LNP Service Provisioning with Point Code Establishment | | | | | | 593.49 | 303.20 | 268.93 | 197.74 | | | | | |
| 911 PBX LOCATE | | | | | | | | | | | | | | | | |
| | 911 PBX LOCATE DATABASE CAPABILITY | | | | | | | | | | | | | | | |
| | | Service Establishment per CLEC per End User Account | | | 9PBDC | 9PBEU | | 1,813.00 | | | | | | | | |
| | | Changes to TN Range or Customer Profile | | | 9PBDC | 9PBTN | | 181.44 | | | | | | | | |
| | | Per Telephone Number (Monthly) | | | 9PBDC | 9PBMM | 0.07 | | | | | | | | | |
| | | Change Company (Service Provider) ID | | | 9PBDC | 9PBPC | | 532.60 | | | | | | | | |
| | | PBX Locate Service Support per CLEC (Monthlt) | | | 9PBDC | 9PBMR | 181.33 | | | | | | | | | |
| | | Service Order Charge | | | 9PBDC | 9PBSC | | 15.66 | | | | | | | | |
| 911 PBX LOCATE TRANSPORT COMPONENT | | | | | | | | | | | | | | | | |
| See Att 3 | | | | | | | | | | | | | | | | |
| Note: Rates displaying an "I" in Interim column are interim as a result of a Commission order. | | | | | | | | | | | | | | | | |

| UNBUNDLED NETWORK ELEMENTS - Florida | | | | | | | | | | | | | | Attachment 2 Exh A: | | | |
|--|---|---------|------|---|--------|-----------|--------------|-------|-------------------------|----------------------------------|--------------------------------------|--|--|---|---|--|--|
| CATEGORY | RATE ELEMENTS | Interim | Zone | BCS | USOC | RATES(\$) | | | | Svc Order Submitted Elec per LSR | Svc Order Submitted Manually per LSR | Incremental Charge - Manual Svc Order vs. Electronic-1st | Incremental Charge - Manual Svc Order vs. Electronic-Add'l | Incremental Charge - Manual Svc Order vs. Electronic-Disc 1st | Incremental Charge - Manual Svc Order vs. Electronic-Disc Add'l | | |
| | | | | | | Rec | Nonrecurring | | Nonrecurring Disconnect | | OSS Rates(\$) | | | | | | |
| | | | | | | | First | Add'l | First | Add'l | SOME C | SOMAN | SOMAN | SOMAN | SOMAN | | |
| The "Zone" shown in the sections for stand-alone loops or loops as part of a combination refers to Geographically Deaveraged UNE Zones. To view Geographically Deaveraged UNE Zone Designations by Central Office, refer to internet Website: http://www.interconnection.bellsouth.com/become_a_clec/html/interconnection.htm | | | | | | | | | | | | | | | | | |
| OPERATIONS SUPPORT SYSTEMS (OSS) - "REGIONAL RATES" | | | | | | | | | | | | | | | | | |
| NOTE: (1) CLEC should contact its contract negotiator if it prefers the "state specific" OSS charges as ordered by the State Commissions. The OSS charges currently contained in this rate exhibit are the BellSouth "regional" service ordering charges. CLEC may elect either the state specific Commission ordered rates for the service ordering charges, or CLEC may elect the regional service ordering charge, however, CLEC can not obtain a mixture of the two regardless if CLEC has a interconnection contract established in | | | | | | | | | | | | | | | | | |
| NOTE: (2) Any element that can be ordered electronically will be billed according to the SOME C rate listed in this category. Please refer to BellSouth's Local Ordering Handbook (LOH) to determine if a product can be ordered electronically. For those elements that cannot be ordered electronically at present per the LOH, the listed SOME C rate in this category reflects the charge that would be billed to a CLEC once electronic ordering capabilities come on-line for that element. Otherwise, the manual ordering charge, | | | | | | | | | | | | | | | | | |
| | OSS - Electronic Service Order Charge, Per Local Service Request (LSR) - UNE Only | | | | SOME C | | 3.50 | 0.00 | 3.50 | 0.00 | | | | | | | |
| | OSS - Manual Service Order Charge, Per Local Service Request (LSR) - UNE Only | | | | SOMAN | | 11.90 | 0.00 | 1.83 | 0.00 | | | | | | | |
| UNE SERVICE DATE ADVANCEMENT CHARGE | | | | | | | | | | | | | | | | | |
| NOTE: The Expedite charge will be maintained commensurate with BellSouth's FCC No.1 Tariff, Section 5 as applicable. | | | | | | | | | | | | | | | | | |
| | | | | UAL, UEANL, UCL, UEF, UDF, UEQ, UDL, UENTW, UDN, UEA, UHL, ULC, USL, U1T12, U1T48, U1TD1, U1TD3, U1TDX, U1TO3, U1TS1, U1TVX, UC1BC, UC1BL, UC1CC, UC1CL, UC1DC, UC1DL, UC1EC, UC1EL, UC1FC, UC1FL, UC1GC, UC1GL, UC1HC, UC1HL, UDL12, UDL48, UDLO3, UDLSX, UE3, ULD12, ULD48, ULDD1, ULDD3, ULDDX, ULDO3, ULDS1, ULDVX, UNC1X, UNC3X, UNCDX, UNCNX, UNCSX, UNCVX, UNLD1, UNLD3, UXTD1, UXTD3, UXTS1, U1TUC, U1TUD, U1TUB, U1TUA,NTCVG, NTCUD, NTCD1 | SDASP | | 200.00 | | | | | | | | | | |
| UNE Expedite Charge per Circuit or Line Assignable USOC, per Day | | | | | | | | | | | | | | | | | |
| ORDER MODIFICATION CHARGE | | | | | | | | | | | | | | | | | |
| | Order Modification Charge (OMC) | | | | | | 26.21 | 0.00 | 0.00 | 0.00 | | | | | | | |
| | Order Modification Additional Dispatch Charge (OMCAD) | | | | | | 150.00 | 0.00 | 0.00 | 0.00 | | | | | | | |
| UNBUNDLED EXCHANGE ACCESS LOOP | | | | | | | | | | | | | | | | | |
| 2-WIRE ANALOG VOICE GRADE LOOP | | | | | | | | | | | | | | | | | |
| | 2-Wire Analog Voice Grade Loop - Service Level 1- Zone 1 | | 1 | UEANL | UEAL2 | 10.69 | 49.57 | 22.83 | 25.62 | 6.57 | | | | | | | |
| | 2-Wire Analog Voice Grade Loop - Service Level 1- Zone 2 | | 2 | UEANL | UEAL2 | 15.20 | 49.57 | 22.83 | 25.62 | 6.57 | | | | | | | |
| | 2-Wire Analog Voice Grade Loop - Service Level 1- Zone 3 | | 3 | UEANL | UEAL2 | 26.97 | 49.57 | 22.83 | 25.62 | 6.57 | | | | | | | |
| | 2-Wire Analog Voice Grade Loop - Service Level 1- Zone 1 | | 1 | UEANL | UEASL | 10.69 | 49.57 | 22.83 | 25.62 | 6.57 | | | | | | | |
| | 2-Wire Analog Voice Grade Loop - Service Level 1- Zone 2 | | 2 | UEANL | UEASL | 15.20 | 49.57 | 22.83 | 25.62 | 6.57 | | | | | | | |
| | 2-Wire Analog Voice Grade Loop - Service Level 1- Zone 3 | | 3 | UEANL | UEASL | 26.97 | 49.57 | 22.83 | 25.62 | 6.57 | | | | | | | |
| | Unbundled Miscellaneous Rate Element, Tag Loop at End User Premise | | | UEANL | URETL | | 8.93 | 0.88 | | | | | | | | | |
| | Loop Testing - Basic 1st Half Hour | | | UEANL | URET1 | | 48.65 | 0.00 | | | | | | | | | |

| UNBUNDLED NETWORK ELEMENTS - Florida | | | | | | | | | | Attachment 2 Exh A: | | | | | |
|--------------------------------------|---|---------|------|------------|--------|-----------|--------------|--------|-------------------------|----------------------------------|--------------------------------------|--|--|---|---|
| CATEGORY | RATE ELEMENTS | Interim | Zone | BCS | USOC | RATES(\$) | | | | Svc Order Submitted Elec per LSR | Svc Order Submitted Manually per LSR | Incremental Charge - Manual Svc Order vs. Electronic-1st | Incremental Charge - Manual Svc Order vs. Electronic-Add'l | Incremental Charge - Manual Svc Order vs. Electronic-Disc 1st | Incremental Charge - Manual Svc Order vs. Electronic-Disc Add'l |
| | | | | | | Rec | Nonrecurring | | Nonrecurring Disconnect | | | OSS Rates(\$) | | | |
| | | | | | | | First | Add'l | First | Add'l | SOMEc | SOMAN | SOMAN | SOMAN | SOMAN |
| | Loop Testing - Basic Additional Half Hour | | | UEANL | URETA | | 23.95 | 23.95 | | | | | | | |
| | CLEC to CLEC Conversion Charge Without Outside Dispatch (UVL-SL1) | | | UEANL | UREWO | | 15.78 | 8.94 | | | | | | | |
| | Unbundled Voice Loop, Non-Design Voice Loop, billing for BST providing make-up (Engineering Information - E.I.) | | | UEANL | UEANM | | 13.49 | | | | | | | | |
| | Manual Order Coordination for UVL-SL1s (per loop) | | | UEANL | UEAMC | | 9.00 | 9.00 | | | | | | | |
| | Order Coordination for Specified Conversion Time for UVL-SL1 (per LSR) | | | UEANL | OCOSL | | 23.02 | | | | | | | | |
| | 2-WIRE Unbundled COPPER LOOP | | | | | | | | | | | | | | |
| | 2-Wire Unbundled Copper Loop - Non-Designed Zone 1 | | 1 | UEQ | UEQ2X | 7.69 | 44.98 | 20.90 | 24.88 | 6.45 | | | | | |
| | 2 Wire Unbundled Copper Loop - Non-Designed - Zone 2 | | 2 | UEQ | UEQ2X | 10.92 | 44.98 | 20.90 | 24.88 | 6.45 | | | | | |
| | 2 Wire Unbundled Copper Loop - Non-Designed - Zone 3 | | 3 | UEQ | UEQ2X | 19.38 | 44.98 | 20.90 | 24.88 | 6.45 | | | | | |
| | Unbundled Miscellaneous Rate Element, Tag Loop at End User Premise | | | UEQ | URETL | | 8.93 | 0.88 | | | | | | | |
| | Manual Order Coordination 2 Wire Unbundled Copper Loop - Non-Designed (per loop) | | | UEQ | USBMC | | 9.00 | | | | | | | | |
| | Unbundled Copper Loop, Non-Design Cooper Loop, billing for BST providing make-up (Engineering Information - E.I.) | | | UEQ | UEQMU | | 13.49 | | | | | | | | |
| | Loop Testing - Basic 1st Half Hour | | | UEQ | URET1 | | 48.65 | 0.00 | | | | | | | |
| | Loop Testing - Basic Additional Half Hour | | | UEQ | URETA | | 23.95 | 23.95 | | | | | | | |
| | CLEC to CLEC Conversion Charge Without Outside Dispatch (UCL-ND) | | | UEQ | UREWO | | 14.27 | 7.43 | | | | | | | |
| | UNBUNDLED EXCHANGE ACCESS LOOP | | | | | | | | | | | | | | |
| | 2-WIRE ANALOG VOICE GRADE LOOP | | | | | | | | | | | | | | |
| | 2-Wire Analog Voice Grade Loop - Service Level 2 w/Loop or Ground Start Signaling - Zone 1 | | 1 | UEA, NTCVG | UEAL2 | 12.24 | 135.75 | 82.47 | 63.53 | 12.01 | | | | | |
| | 2-Wire Analog Voice Grade Loop - Service Level 2 w/Loop or Ground Start Signaling - Zone 2 | | 2 | UEA, NTCVG | UEAL2 | 17.40 | 135.75 | 82.47 | 63.53 | 12.01 | | | | | |
| | 2-Wire Analog Voice Grade Loop - Service Level 2 w/Loop or Ground Start Signaling - Zone 3 | | 3 | UEA, NTCVG | UEAL2 | 30.87 | 135.75 | 82.47 | 63.53 | 12.01 | | | | | |
| | 2-Wire Analog Voice Grade Loop - Service Level 2 w/Reverse Battery Signaling - Zone 1 | | 1 | UEA, NTCVG | UEAR2 | 12.24 | 135.75 | 82.47 | 63.53 | 12.01 | | | | | |
| | 2-Wire Analog Voice Grade Loop - Service Level 2 w/Reverse Battery Signaling - Zone 2 | | 2 | UEA, NTCVG | UEAR2 | 17.40 | 135.75 | 82.47 | 63.53 | 12.01 | | | | | |
| | 2-Wire Analog Voice Grade Loop - Service Level 2 w/Reverse Battery Signaling - Zone 3 | | 3 | UEA, NTCVG | UEAR2 | 30.87 | 135.75 | 82.47 | 63.53 | 12.01 | | | | | |
| | Switch-As-Is Conversion rate per UNE Loop, Single LSR, (per DS0) | | | UEA, NTCVG | URES L | | 24.97 | 3.52 | | | | | | | |
| | Switch-As-Is Conversion rate per UNE Loop, Spreadsheet, (per DS0) | | | UEA, NTCVG | URES P | | 26.46 | 5.01 | | | | | | | |
| | CLEC to CLEC Conversion Charge without outside dispatch | | | UEA, NTCVG | UREWO | | 87.71 | 36.35 | | | | | | | |
| | Loop Tagging - Service Level 2 (SL2) | | | UEA, NTCVG | URETL | | 11.21 | 1.10 | | | | | | | |
| | 4-WIRE ANALOG VOICE GRADE LOOP | | | | | | | | | | | | | | |
| | 4-Wire Analog Voice Grade Loop - Zone 1 | | 1 | UEA, NTCVG | UEAL4 | 18.89 | 167.86 | 115.15 | 67.08 | 15.56 | | | | | |
| | 4-Wire Analog Voice Grade Loop - Zone 2 | | 2 | UEA, NTCVG | UEAL4 | 26.84 | 167.86 | 115.15 | 67.08 | 15.56 | | | | | |
| | 4-Wire Analog Voice Grade Loop - Zone 3 | | 3 | UEA, NTCVG | UEAL4 | 47.62 | 167.86 | 115.15 | 67.08 | 15.56 | | | | | |
| | Switch-As-Is Conversion rate per UNE Loop, Single LSR, (per DS0) | | | UEA, NTCVG | URES L | | 24.97 | 3.52 | | | | | | | |
| | Switch-As-Is Conversion rate per UNE Loop, Spreadsheet, (per DS0) | | | UEA, NTCVG | URES P | | 26.46 | 5.01 | | | | | | | |
| | CLEC to CLEC Conversion Charge without outside dispatch | | | UEA, NTCVG | UREWO | | 87.71 | 36.35 | | | | | | | |
| | 2-WIRE ISDN DIGITAL GRADE LOOP | | | | | | | | | | | | | | |
| | 2-Wire ISDN Digital Grade Loop - Zone 1 | | 1 | UDN | U1L2X | 19.28 | 147.69 | 94.41 | 62.23 | 10.71 | | | | | |
| | 2-Wire ISDN Digital Grade Loop - Zone 2 | | 2 | UDN | U1L2X | 27.40 | 147.69 | 94.41 | 62.23 | 10.71 | | | | | |
| | 2-Wire ISDN Digital Grade Loop - Zone 3 | | 3 | UDN | U1L2X | 48.62 | 147.69 | 94.41 | 62.23 | 10.71 | | | | | |
| | CLEC to CLEC Conversion Charge without outside dispatch | | | UDN | UREWO | | 91.61 | 44.15 | | | | | | | |
| | 2-WIRE ASYMMETRICAL DIGITAL SUBSCRIBER LINE (ADSL) COMPATIBLE LOOP | | | | | | | | | | | | | | |
| | 2 Wire Unbundled ADSL Loop including manual service inquiry & facility reservation - Zone 1 | | 1 | UAL | UAL2X | 8.30 | 149.53 | 103.85 | 75.05 | 15.63 | | | | | |

| UNBUNDLED NETWORK ELEMENTS - Florida | | | | | | | | | | Attachment 2 Exh A: | | | | | |
|--|---|---------|------|------------|-------|-----------|--------------|--------|-------------------------|----------------------------------|--------------------------------------|--|--|---|---|
| CATEGORY | RATE ELEMENTS | Interim | Zone | BCS | USOC | RATES(\$) | | | | Svc Order Submitted Elec per LSR | Svc Order Submitted Manually per LSR | Incremental Charge - Manual Svc Order vs. Electronic-1st | Incremental Charge - Manual Svc Order vs. Electronic-Add'l | Incremental Charge - Manual Svc Order vs. Electronic-Disc 1st | Incremental Charge - Manual Svc Order vs. Electronic-Disc Add'l |
| | | | | | | Rec | Nonrecurring | | Nonrecurring Disconnect | | OSS Rates(\$) | | | | |
| | | | | | | | First | Add'l | First | Add'l | SOMEc | SOMAN | SOMAN | SOMAN | SOMAN |
| | 2 Wire Unbundled ADSL Loop including manual service inquiry & facility reservation - Zone 2 | | 2 | UAL | UAL2X | 11.80 | 149.53 | 103.85 | 75.05 | 15.63 | | | | | |
| | 2 Wire Unbundled ADSL Loop including manual service inquiry & facility reservation - Zone 3 | | 3 | UAL | UAL2X | 20.94 | 149.53 | 103.85 | 75.05 | 15.63 | | | | | |
| | 2 Wire Unbundled ADSL Loop without manual service inquiry & facility reservation - Zone 1 | | 1 | UAL | UAL2W | 8.30 | 124.83 | 71.12 | 60.64 | 9.12 | | | | | |
| | 2 Wire Unbundled ADSL Loop without manual service inquiry & facility reservation - Zone 2 | | 2 | UAL | UAL2W | 11.80 | 124.83 | 71.12 | 60.64 | 9.12 | | | | | |
| | 2 Wire Unbundled ADSL Loop without manual service inquiry & facility reservation - Zone 3 | | 3 | UAL | UAL2W | 20.94 | 124.83 | 71.12 | 60.64 | 9.12 | | | | | |
| | CLEC to CLEC Conversion Charge without outside dispatch | | | UAL | UREWO | | 86.19 | 40.39 | | | | | | | |
| 2-WIRE HIGH BIT RATE DIGITAL SUBSCRIBER LINE (HDSL) COMPATIBLE LOOP | | | | | | | | | | | | | | | |
| | 2 Wire Unbundled HDSL Loop including manual service inquiry & facility reservation - Zone 1 | | 1 | UHL | UHL2X | 7.22 | 159.09 | 113.41 | 75.05 | 15.63 | | | | | |
| | 2 Wire Unbundled HDSL Loop including manual service inquiry & facility reservation - Zone 2 | | 2 | UHL | UHL2X | 10.26 | 159.09 | 113.41 | 75.05 | 15.63 | | | | | |
| | 2 Wire Unbundled HDSL Loop including manual service inquiry & facility reservation - Zone 3 | | 3 | UHL | UHL2X | 18.21 | 159.09 | 113.41 | 75.05 | 15.63 | | | | | |
| | 2 Wire Unbundled HDSL Loop without manual service inquiry and facility reservation - Zone 1 | | 1 | UHL | UHL2W | 7.22 | 134.40 | 80.69 | 60.64 | 9.12 | | | | | |
| | 2 Wire Unbundled HDSL Loop without manual service inquiry and facility reservation - Zone 2 | | 2 | UHL | UHL2W | 10.26 | 134.40 | 80.69 | 60.64 | 9.12 | | | | | |
| | 2 Wire Unbundled HDSL Loop without manual service inquiry and facility reservation - Zone 3 | | 3 | UHL | UHL2W | 18.21 | 134.40 | 80.69 | 60.64 | 9.12 | | | | | |
| | CLEC to CLEC Conversion Charge without outside dispatch | | | UHL | UREWO | | 86.12 | 40.39 | | | | | | | |
| 4-WIRE HIGH BIT RATE DIGITAL SUBSCRIBER LINE (HDSL) COMPATIBLE LOOP | | | | | | | | | | | | | | | |
| | 4 Wire Unbundled HDSL Loop including manual service inquiry and facility reservation - Zone 1 | | 1 | UHL | UHL4X | 10.86 | 193.31 | 138.98 | 77.15 | 12.61 | | | | | |
| | 4-Wire Unbundled HDSL Loop including manual service inquiry and facility reservation - Zone 2 | | 2 | UHL | UHL4X | 15.44 | 193.31 | 138.98 | 77.15 | 12.61 | | | | | |
| | 4-Wire Unbundled HDSL Loop including manual service inquiry and facility reservation - Zone 3 | | 3 | UHL | UHL4X | 27.39 | 193.31 | 138.98 | 77.15 | 12.61 | | | | | |
| | 4-Wire Unbundled HDSL Loop without manual service inquiry and facility reservation - Zone 1 | | 1 | UHL | UHL4W | 10.86 | 168.62 | 115.47 | 62.74 | 11.22 | | | | | |
| | 4-Wire Unbundled HDSL Loop without manual service inquiry and facility reservation - Zone 2 | | 2 | UHL | UHL4W | 15.44 | 168.62 | 115.47 | 62.74 | 11.22 | | | | | |
| | 4-Wire Unbundled HDSL Loop without manual service inquiry and facility reservation - Zone 3 | | 3 | UHL | UHL4W | 27.39 | 168.62 | 115.47 | 62.74 | 11.22 | | | | | |
| | CLEC to CLEC Conversion Charge without outside dispatch | | | UHL | UREWO | | 86.12 | 40.39 | | | | | | | |
| 4-WIRE DS1 DIGITAL LOOP | | | | | | | | | | | | | | | |
| | 4-Wire DS1 Digital Loop - Zone 1 | | 1 | USL, NTCD1 | USLXX | 70.74 | 313.75 | 181.48 | 61.22 | 13.53 | | | | | |
| | 4-Wire DS1 Digital Loop - Zone 2 | | 2 | USL, NTCD1 | USLXX | 100.54 | 313.75 | 181.48 | 61.22 | 13.53 | | | | | |
| | 4-Wire DS1 Digital Loop - Zone 3 | | 3 | USL, NTCD1 | USLXX | 178.39 | 313.75 | 181.48 | 61.22 | 13.53 | | | | | |
| | Switch-As-Is Conversion rate per UNE Loop, Single LSR, (per DS1) | | | USL, NTCD1 | URES | | 24.97 | 3.52 | | | | | | | |
| | Switch-As-Is Conversion rate per UNE Loop, Spreadsheet, (per DS1) | | | USL, NTCD1 | URES | | 26.46 | 5.01 | | | | | | | |
| | CLEC to CLEC Conversion Charge without outside dispatch | | | USL, NTCD1 | UREWO | | 101.07 | 43.04 | | | | | | | |
| 4-WIRE 19.2, 56 OR 64 KBPS DIGITAL GRADE LOOP | | | | | | | | | | | | | | | |
| | 4 Wire Unbundled Digital Loop 2.4 Kbps | | 1 | UDL, NTCUD | UDL2X | 22.20 | 161.56 | 108.85 | 67.08 | 15.56 | | | | | |
| | 4 Wire Unbundled Digital Loop 2.4 Kbps | | 2 | UDL, NTCUD | UDL2X | 31.56 | 161.56 | 108.85 | 67.08 | 15.56 | | | | | |
| | 4 Wire Unbundled Digital Loop 2.4 Kbps | | 3 | UDL, NTCUD | UDL2X | 55.99 | 161.56 | 108.85 | 67.08 | 15.56 | | | | | |
| | 4 Wire Unbundled Digital Loop 4.8 Kbps | | 1 | UDL, NTCUD | UDL4X | 22.20 | 161.56 | 108.85 | 67.08 | 15.56 | | | | | |
| | 4 Wire Unbundled Digital Loop 4.8 Kbps | | 2 | UDL, NTCUD | UDL4X | 31.56 | 161.56 | 108.85 | 67.08 | 15.56 | | | | | |
| | 4 Wire Unbundled Digital Loop 4.8 Kbps | | 3 | UDL, NTCUD | UDL4X | 55.99 | 161.56 | 108.85 | 67.08 | 15.56 | | | | | |
| | 4 Wire Unbundled Digital Loop 9.6 Kbps | | 1 | UDL, NTCUD | UDL9X | 22.20 | 161.56 | 108.85 | 67.08 | 15.56 | | | | | |
| | 5 Wire Unbundled Digital Loop 9.6 Kbps | | 2 | UDL, NTCUD | UDL9X | 31.56 | 161.56 | 108.85 | 67.08 | 15.56 | | | | | |
| | 6 Wire Unbundled Digital Loop 9.6 Kbps | | 3 | UDL, NTCUD | UDL9X | 55.99 | 161.56 | 108.85 | 67.08 | 15.56 | | | | | |
| | 4 Wire Unbundled Digital 19.2 Kbps | | 1 | UDL, NTCUD | UDL19 | 22.20 | 161.56 | 108.85 | 67.08 | 15.56 | | | | | |

| UNBUNDLED NETWORK ELEMENTS - Florida | | | | | | | | | | | Attachment 2 Exh A: | | | | | |
|--------------------------------------|--|---------|------|--|-------|-----------|--------------|--------|-------------------------|-------|----------------------------------|--------------------------------------|--|--|---|---|
| CATEGORY | RATE ELEMENTS | Interim | Zone | BCS | USOC | RATES(\$) | | | | | Svc Order Submitted Elec per LSR | Svc Order Submitted Manually per LSR | Incremental Charge - Manual Svc Order vs. Electronic-1st | Incremental Charge - Manual Svc Order vs. Electronic-Add'l | Incremental Charge - Manual Svc Order vs. Electronic-Disc 1st | Incremental Charge - Manual Svc Order vs. Electronic-Disc Add'l |
| | | | | | | Rec | Nonrecurring | | Nonrecurring Disconnect | | | | OSS Rates(\$) | | | |
| | | | | | | | First | Add'l | First | Add'l | SOMEc | SOMAN | SOMAN | SOMAN | SOMAN | SOMAN |
| | 4 Wire Unbundled Digital 19.2 Kbps | | 2 | UDL, NTCUD | UDL19 | 31.56 | 161.56 | 108.85 | 67.08 | 15.56 | | | | | | |
| | 4 Wire Unbundled Digital 19.2 Kbps | | 3 | UDL, NTCUD | UDL19 | 55.99 | 161.56 | 108.85 | 67.08 | 15.56 | | | | | | |
| | 4 Wire Unbundled Digital Loop 56 Kbps - Zone 1 | | 1 | UDL, NTCUD | UDL56 | 22.20 | 161.56 | 108.85 | 67.08 | 15.56 | | | | | | |
| | 4 Wire Unbundled Digital Loop 56 Kbps - Zone 2 | | 2 | UDL, NTCUD | UDL56 | 31.56 | 161.56 | 108.85 | 67.08 | 15.56 | | | | | | |
| | 4 Wire Unbundled Digital Loop 56 Kbps - Zone 3 | | 3 | UDL, NTCUD | UDL56 | 55.99 | 161.56 | 108.85 | 67.08 | 15.56 | | | | | | |
| | 4 Wire Unbundled Digital Loop 64 Kbps - Zone 1 | | 1 | UDL, NTCUD | UDL64 | 22.20 | 161.56 | 108.85 | 67.08 | 15.56 | | | | | | |
| | 4 Wire Unbundled Digital Loop 64 Kbps - Zone 2 | | 2 | UDL, NTCUD | UDL64 | 31.56 | 161.56 | 108.85 | 67.08 | 15.56 | | | | | | |
| | 4 Wire Unbundled Digital Loop 64 Kbps - Zone 3 | | 3 | UDL, NTCUD | UDL64 | 55.99 | 161.56 | 108.85 | 67.08 | 15.56 | | | | | | |
| | Switch-As-Is Conversion rate per UNE Loop, Single LSR, (per DS0) | | | UDL, NTCUD | URES | | 24.97 | 3.52 | | | | | | | | |
| | Switch-As-Is Conversion rate per UNE Loop, Spreadsheet, (per DS0) | | | UDL, NTCUD | URES | | 26.46 | 5.01 | | | | | | | | |
| | CLEC to CLEC Conversion Charge without outside dispatch | | | UDL, NTCUD | UREWO | | 102.11 | 49.74 | | | | | | | | |
| | 2-WIRE Unbundled COPPER LOOP | | | | | | | | | | | | | | | |
| | 2-Wire Unbundled Copper Loop-Designed including manual service inquiry & facility reservation - Zone 1 | | 1 | UCL | UCLPB | 8.30 | 148.50 | 102.82 | 75.05 | 15.63 | | | | | | |
| | 2-Wire Unbundled Copper Loop-Designed including manual service inquiry & facility reservation - Zone 2 | | 2 | UCL | UCLPB | 11.80 | 148.50 | 102.82 | 75.05 | 15.63 | | | | | | |
| | 2 Wire Unbundled Copper Loop-Designed including manual service inquiry & facility reservation - Zone 3 | | 3 | UCL | UCLPB | 20.94 | 148.50 | 102.82 | 75.05 | 15.63 | | | | | | |
| | 2-Wire Unbundled Copper Loop-Designed without manual service inquiry and facility reservation - Zone 1 | | 1 | UCL | UCLPW | 8.30 | 123.81 | 70.09 | 60.64 | 9.12 | | | | | | |
| | 2-Wire Unbundled Copper Loop-Designed without manual service inquiry and facility reservation - Zone 2 | | 2 | UCL | UCLPW | 11.80 | 123.81 | 70.09 | 60.64 | 9.12 | | | | | | |
| | 2-Wire Unbundled Copper Loop-Designed without manual service inquiry and facility reservation - Zone 3 | | 3 | UCL | UCLPW | 20.94 | 123.81 | 70.09 | 60.64 | 9.12 | | | | | | |
| | CLEC to CLEC Conversion Charge without outside dispatch (UCL -Des) | | | UCL | UREWO | | 97.21 | 42.47 | | | | | | | | |
| | 4-WIRE COPPER LOOP | | | | | | | | | | | | | | | |
| | 4-Wire Copper Loop-Designed including manual service inquiry and facility reservation - Zone 1 | | 1 | UCL | UCL4S | 11.83 | 177.87 | 132.76 | 77.15 | 17.73 | | | | | | |
| | 4-Wire Copper Loop-Designed including manual service inquiry and facility reservation - Zone 2 | | 2 | UCL | UCL4S | 16.81 | 177.87 | 132.76 | 77.15 | 17.73 | | | | | | |
| | 4-Wire Copper Loop-Designed including manual service inquiry and facility reservation - Zone 3 | | 3 | UCL | UCL4S | 29.82 | 177.87 | 132.76 | 77.15 | 17.73 | | | | | | |
| | 4-Wire Copper Loop-Designed without manual service inquiry and facility reservation - Zone 1 | | 1 | UCL | UCL4W | 11.83 | 153.18 | 100.03 | 62.74 | 11.22 | | | | | | |
| | 4-Wire Copper Loop-Designed without manual service inquiry and facility reservation - Zone 2 | | 2 | UCL | UCL4W | 16.81 | 153.18 | 100.03 | 62.74 | 11.22 | | | | | | |
| | 4-Wire Copper Loop-Designed without manual service inquiry and facility reservation - Zone 3 | | 3 | UCL | UCL4W | 29.82 | 153.18 | 100.03 | 62.74 | 11.22 | | | | | | |
| | CLEC to CLEC Conversion Charge without outside dispatch | | | UCL | UREWO | | 97.21 | 42.47 | | | | | | | | |
| | Order Coordination for Unbundled Copper Loops (per loop) | | | UCL | UCLMC | | 9.00 | 9.00 | | | | | | | | |
| | Order Coordination for Specified Conversion Time (per LSR) | | | UEA, UDN, UAL, UHL, UDL, NTCVG, NTCUD, USL, NTC1 | OCOSL | | 23.02 | | | | | | | | | |
| | Rearrangements | | | | | | | | | | | | | | | |
| | EEL to UNE-L Retermination, per 2 Wire Unbundled Voice Loop-SL2 | | | UEA | UREEL | | 87.71 | 36.35 | | | | | | | | |
| | EEL to UNE-L Retermination, per 4 Wire Unbundled Voice Loop | | | UEA | UREEL | | 87.71 | 36.35 | | | | | | | | |
| | EEL to UNE-L Retermination, per 2 Wire ISDN Loop | | | UDN | UREEL | | 91.61 | 44.15 | | | | | | | | |
| | EEL to UNE-L Retermination, per 4 Wire Unbundled Digital Loop | | | UDL | UREEL | | 102.11 | 49.74 | | | | | | | | |
| | EEL to UNE-L Retermination, per 4 Wire Unbundled DS1 Loop | | | USL | UREEL | | 101.07 | 43.04 | | | | | | | | |
| | LOOP MODIFICATION | | | | | | | | | | | | | | | |

| UNBUNDLED NETWORK ELEMENTS - Florida | | | | | | | | | | Attachment 2 Exh A: | | | | | |
|--|---|---------|------|---|-------|-----------|--------------|-------|-------------------------|----------------------------------|--------------------------------------|--|--|---|---|
| CATEGORY | RATE ELEMENTS | Interim | Zone | BCS | USOC | RATES(\$) | | | | Svc Order Submitted Elec per LSR | Svc Order Submitted Manually per LSR | Incremental Charge - Manual Svc Order vs. Electronic-1st | Incremental Charge - Manual Svc Order vs. Electronic-Add'l | Incremental Charge - Manual Svc Order vs. Electronic-Disc 1st | Incremental Charge - Manual Svc Order vs. Electronic-Disc Add'l |
| | | | | | | Rec | Nonrecurring | | Nonrecurring Disconnect | | | OSS Rates(\$) | | | |
| | | | | | | | First | Add'l | First | Add'l | SOMEc | SOMAN | SOMAN | SOMAN | SOMAN |
| | Unbundled Loop Modification, Removal of Load Coils - 2 Wire pair less than or equal to 18k ft, per Unbundled Loop | | | UAL, UHL, UCL, UEQ, ULS, UEA, UEANL, UEPSR, UEPSB | ULM2L | | 0.00 | 0.00 | | | | | | | |
| | Unbundled Loop Modification Removal of Load Coils - 4 Wire less than or equal to 18k ft, per Unbundled Loop | | | UHL, UCL, UEA | ULM4L | | 0.00 | 0.00 | | | | | | | |
| | Unbundled Loop Modification Removal of Bridged Tap Removal, per unbundled loop | | | UAL, UHL, UCL, UEQ, ULS, UEA, UEANL, UEPSR, UEPSB | ULMBT | | 10.52 | 10.52 | | | | | | | |
| SUB-LOOPS | | | | | | | | | | | | | | | |
| | Sub-Loop Distribution | | | | | | | | | | | | | | |
| | Sub-Loop - Per Cross Box Location - CLEC Feeder Facility Set-Up | | | UEANL, UEF | USBSA | | 487.23 | | | | | | | | |
| | Sub-Loop - Per Cross Box Location - Per 25 Pair Panel Set-Up | | | UEANL, UEF | USBSB | | 6.25 | | | | | | | | |
| | Sub-Loop - Per Building Equipment Room - CLEC Feeder Facility Set-Up | | | UEANL | USBSC | | 169.25 | | | | | | | | |
| | Sub-Loop - Per Building Equipment Room - Per 25 Pair Panel Set-Up | | | UEANL | USBSD | | 38.65 | | | | | | | | |
| | Sub-Loop Distribution Per 2-Wire Analog Voice Grade Loop - Zone 1 | | 1 | UEANL | USBN2 | 6.46 | 60.19 | 21.78 | 47.50 | 5.26 | | | | | |
| | Sub-Loop Distribution Per 2-Wire Analog Voice Grade Loop - Zone 2 | | 2 | UEANL | USBN2 | 9.18 | 60.19 | 21.78 | 47.50 | 5.26 | | | | | |
| | Sub-Loop Distribution Per 2-Wire Analog Voice Grade Loop - Zone 3 | | 3 | UEANL | USBN2 | 16.29 | 60.19 | 21.78 | 47.50 | 5.26 | | | | | |
| | Order Coordination for Unbundled Sub-Loops, per sub-loop pair | | | UEANL | USBMC | | 9.00 | 9.00 | | | | | | | |
| | Sub-Loop Distribution Per 4-Wire Analog Voice Grade Loop - Zone 1 | | 1 | UEANL | USBN4 | 7.37 | 68.83 | 30.42 | 49.71 | 6.60 | | | | | |
| | Sub-Loop Distribution Per 4-Wire Analog Voice Grade Loop - Zone 2 | | 2 | UEANL | USBN4 | 10.47 | 68.83 | 30.42 | 49.71 | 6.60 | | | | | |
| | Sub-Loop Distribution Per 4-Wire Analog Voice Grade Loop - Zone 3 | | 3 | UEANL | USBN4 | 18.58 | 68.83 | 30.42 | 49.71 | 6.60 | | | | | |
| | Order Coordination for Unbundled Sub-Loops, per sub-loop pair | | | UEANL | USBMC | | 9.00 | 9.00 | | | | | | | |
| | Sub-Loop 2-Wire Intrabuilding Network Cable (INC) | | | UEANL | USBR2 | 3.96 | 51.84 | 13.44 | 47.50 | 5.26 | | | | | |
| | Order Coordination for Unbundled Sub-Loops, per sub-loop pair | | | UEANL | USBMC | | 9.00 | 9.00 | | | | | | | |
| | Sub-Loop 4-Wire Intrabuilding Network Cable (INC) | | | UEANL | USBR4 | 9.37 | 55.91 | 17.51 | 49.71 | 6.60 | | | | | |
| | Order Coordination for Unbundled Sub-Loops, per sub-loop pair | | | UEANL | USBMC | | 9.00 | 9.00 | | | | | | | |
| | Loop Testing - Basic 1st Half Hour | | | UEANL | URET1 | | 48.65 | 0.00 | | | | | | | |
| | Loop Testing - Basic Additional Half Hour | | | UEANL | URETA | | 23.95 | 23.95 | | | | | | | |
| | 2 Wire Copper Unbundled Sub-Loop Distribution - Zone 1 | | 1 | UEF | UCS2X | 5.15 | 60.19 | 21.78 | 47.50 | 5.26 | | | | | |
| | 2 Wire Copper Unbundled Sub-Loop Distribution - Zone 2 | | 2 | UEF | UCS2X | 7.31 | 60.19 | 21.78 | 47.50 | 5.26 | | | | | |
| | 2 Wire Copper Unbundled Sub-Loop Distribution - Zone 3 | | 3 | UEF | UCS2X | 12.98 | 60.19 | 21.78 | 47.50 | 5.26 | | | | | |
| | Order Coordination for Unbundled Sub-Loops, per sub-loop pair | | | UEF | USBMC | | 9.00 | 9.00 | | | | | | | |
| | 4 Wire Copper Unbundled Sub-Loop Distribution - Zone 1 | | 1 | UEF | UCS4X | 5.36 | 68.83 | 30.42 | 49.71 | 6.60 | | | | | |
| | 4 Wire Copper Unbundled Sub-Loop Distribution - Zone 2 | | 2 | UEF | UCS4X | 7.61 | 68.83 | 30.42 | 49.71 | 6.60 | | | | | |
| | 4 Wire Copper Unbundled Sub-Loop Distribution - Zone 3 | | 3 | UEF | UCS4X | 13.51 | 68.83 | 30.42 | 49.71 | 6.60 | | | | | |
| | Order Coordination for Unbundled Sub-Loops, per sub-loop pair | | | UEF | USBMC | | 9.00 | 9.00 | | | | | | | |
| | Loop Tagging Service Level 1, Unbundled Copper Loop, Non-Designed and Distribution Subloops | | | UEF, UEANL | URETL | | 8.93 | 0.88 | | | | | | | |
| | Loop Testing - Basic 1st Half Hour | | | UEF | URET1 | | 48.65 | 0.00 | | | | | | | |
| | Loop Testing - Basic Additional Half Hour | | | UEF | URETA | | 23.95 | 23.95 | | | | | | | |
| Unbundled Sub-Loop Modification | | | | | | | | | | | | | | | |

| UNBUNDLED NETWORK ELEMENTS - Florida | | | | | | | | | | | Attachment 2 Exh A: | | | | | |
|---|---------------|--|---------|------|--|-------|-----------|--------------|--------|-------------------------|----------------------------------|--------------------------------------|--|--|---|---|
| CATEGORY | RATE ELEMENTS | | Interim | Zone | BCS | USOC | RATES(\$) | | | | Svc Order Submitted Elec per LSR | Svc Order Submitted Manually per LSR | Incremental Charge - Manual Svc Order vs. Electronic-1st | Incremental Charge - Manual Svc Order vs. Electronic-Add'l | Incremental Charge - Manual Svc Order vs. Electronic-Disc 1st | Incremental Charge - Manual Svc Order vs. Electronic-Disc Add'l |
| | | | | | | | Rec | Nonrecurring | | Nonrecurring Disconnect | | OSS Rates(\$) | | | | |
| | | | | | | | | First | Add'l | First | Add'l | SOMEC | SOMAN | SOMAN | SOMAN | SOMAN |
| | | Unbundled Sub-Loop Modification - 2-W Copper Dist Load Coil/Equip Removal per 2-W PR | | | UEF | ULM2X | | 10.11 | 10.11 | | | | | | | |
| | | Unbundled Sub-loop Modification - 4-W Copper Dist Load Coil/Equip Removal per 4-W PR | | | UEF | ULM4X | | 10.11 | 10.11 | | | | | | | |
| | | Unbundled Loop Modification, Removal of Bridge Tap, per unbundled loop | | | UEF | ULMBT | | 15.58 | 15.58 | | | | | | | |
| | | Unbundled Network Terminating Wire (UNTW) | | | | | | | | | | | | | | |
| | | Unbundled Network Terminating Wire (UNTW) per Pair | | | UENTW | UENPP | 0.4572 | 18.02 | | | | | | | | |
| | | Network Interface Device (NID) | | | | | | | | | | | | | | |
| | | Network Interface Device (NID) - 1-2 lines | | | UENTW | UND12 | | 71.49 | 48.87 | | | | | | | |
| | | Network Interface Device (NID) - 1-6 lines | | | UENTW | UND16 | | 113.89 | 89.07 | | | | | | | |
| | | Network Interface Device Cross Connect - 2 W | | | UENTW | UNDC2 | | 7.63 | 7.63 | | | | | | | |
| | | Network Interface Device Cross Connect - 4W | | | UENTW | UNDC4 | | 7.63 | 7.63 | | | | | | | |
| UNE OTHER, PROVISIONING ONLY - NO RATE | | | | | | | | | | | | | | | | |
| | | | | | UAL, UCL, UDC, UDL, UDN, UEA, UHL, UEANL, UEF, UEQ, UENTW, NTCVG, NTCUD, NTCDD1, USL | UNECN | 0.00 | 0.00 | | | | | | | | |
| | | Unbundled Contact Name, Provisioning Only - no rate | | | USL, NTCDD1 | CCOSF | 0.00 | 0.00 | | | | | | | | |
| | | Unbundled DS1 Loop - Superframe Format Option - no rate | | | USL, NTCDD1 | CCOEF | 0.00 | 0.00 | | | | | | | | |
| | | NID - Dispatch and Service Order for NID installation | | | UENTW | UNDBX | 0.00 | 0.00 | | | | | | | | |
| | | UNTW Circuit Establishment, Provisioning Only - No Rate | | | UENTW | UENCE | 0.00 | 0.00 | | | | | | | | |
| LOOP MAKE-UP | | | | | | | | | | | | | | | | |
| | | Loop Makeup - Preordering Without Reservation, per working or spare facility queried (Manual). | | | UMK | UMKLW | | 52.17 | 52.17 | | | | | | | |
| | | Loop Makeup - Preordering With Reservation, per spare facility queried (Manual). | | | UMK | UMKLP | | 55.07 | 55.07 | | | | | | | |
| | | Loop Makeup--With or Without Reservation, per working or spare facility queried (Mechanized) | | | UMK | UMKMQ | | 0.6784 | 0.6784 | | | | | | | |
| LINE SPLITTING | | | | | | | | | | | | | | | | |
| | | END USER ORDERING-CENTRAL OFFICE BASED | | | | | | | | | | | | | | |
| | | Line Splitting - per line activation DLEC owned splitter | | | UEPSR UEPSB | UREOS | 0.61 | | | | | | | | | |
| | | Line Splitting - per line activation BST owned - physical | | | UEPSR UEPSB | UREBP | 0.61 | 29.68 | 21.28 | 19.57 | 9.61 | | | | | |
| | | Line Splitting - per line activation BST owned - virtual | | | UEPSR UEPSB | UREBV | 1.134 | 29.68 | 21.28 | 19.57 | 9.61 | | | | | |
| UNBUNDLED EXCHANGE ACCESS LOOP | | | | | | | | | | | | | | | | |
| 2-WIRE ANALOG VOICE GRADE LOOP | | | | | | | | | | | | | | | | |
| | | 2 Wire Analog Voice Grade Loop-Service Level 1-Line Splitting-Zone 1 | | 1 | UEPSR UEPSB | UEALS | 10.69 | 49.57 | 22.83 | 25.62 | 6.57 | | | | | |
| | | 2 Wire Analog Voice Grade Loop-Service Level 1-Line Splitting-Zone 1 | | 1 | UEPSR UEPSB | UEABS | 10.69 | 49.57 | 22.83 | 25.62 | 6.57 | | | | | |
| | | 2 Wire Analog Voice Grade Loop- Service Level 1-Line Splitting-Zone 2 | | 2 | UEPSR UEPSB | UEALS | 15.20 | 49.57 | 22.83 | 25.62 | 6.57 | | | | | |
| | | 2 Wire Analog Voice Grade Loop- Service Level 1-Line Splitting-Zone 2 | | 2 | UEPSR UEPSB | UEABS | 15.20 | 49.57 | 22.83 | 25.62 | 6.57 | | | | | |
| | | 2 Wire Analog Voice Grade Loop-Service Level 1-Line Splitting-Zone 3 | | 3 | UEPSR UEPSB | UEALS | 26.97 | 49.57 | 22.83 | 25.62 | 6.57 | | | | | |
| | | 2 Wire Analog Voice Grade Loop-Service Level 1-Line Splitting-Zone 3 | | 3 | UEPSR UEPSB | UEABS | 26.97 | 49.57 | 22.83 | 25.62 | 6.57 | | | | | |
| PHYSICAL COLLOCATION | | | | | | | | | | | | | | | | |
| | | Physical Collocation-2 Wire Cross Connects (Loop) for Line Splitting | | | UEPSR UEPSB | PE1LS | 0.0276 | 8.22 | 7.22 | 5.74 | 4.58 | | | | | |
| VIRTUAL COLLOCATION | | | | | | | | | | | | | | | | |
| | | Virtual Collocation-2 Wire Cross Connects (Loop) for Line Splitting | | | UEPSR UEPSB | VE1LS | 0.0502 | 11.57 | 11.57 | 0.00 | 0.00 | | | | | |
| UNBUNDLED DEDICATED TRANSPORT | | | | | | | | | | | | | | | | |
| INTEROFFICE CHANNEL - DEDICATED TRANSPORT | | | | | | | | | | | | | | | | |

| UNBUNDLED NETWORK ELEMENTS - Florida | | | | | | | | | | Attachment 2 Exh A: | | Incremental Charge - Manual Svc Order vs. Electronic-1st | Incremental Charge - Manual Svc Order vs. Electronic-Add'l | Incremental Charge - Manual Svc Order vs. Electronic-Disc 1st | Incremental Charge - Manual Svc Order vs. Electronic-Disc Add'l |
|--------------------------------------|--|---------|------|------------|-------|-----------|--------------|--------|-------------------------|----------------------------------|--------------------------------------|--|--|---|---|
| CATEGORY | RATE ELEMENTS | Interim | Zone | BCS | USOC | RATES(\$) | | | | Svc Order Submitted Elec per LSR | Svc Order Submitted Manually per LSR | OSS Rates(\$) | | | |
| | | | | | | Rec | Nonrecurring | | Nonrecurring Disconnect | | | | | | |
| | | | | | | | First | Add'l | First | Add'l | SOMEc | SOMAN | SOMAN | SOMAN | SOMAN |
| | Interoffice Channel - 2-Wire Voice Grade - per mile | | | U1TVX | 1L5XX | 0.0091 | | | | | | | | | |
| | Interoffice Channel - 2-Wire Voice Grade - Facility Termination | | | U1TVX | U1TV2 | 25.32 | 47.35 | 31.78 | 18.31 | 7.03 | | | | | |
| | Interoffice Channel - 2-Wire Voice Grade Rev Bat. - per mile | | | U1TVX | 1L5XX | 0.0091 | | | | | | | | | |
| | Interoffice Channel - 2-Wire VG Rev Bat. - Facility Termination | | | U1TVX | U1TR2 | 25.32 | 47.35 | 31.78 | 18.31 | 7.03 | | | | | |
| | Interoffice Channel - 4-Wire Voice Grade - per mile | | | U1TVX | 1L5XX | 0.0091 | | | | | | | | | |
| | Interoffice Channel - 4-Wire Voice Grade - Facility Termination | | | U1TVX | U1TV4 | 22.58 | 47.35 | 31.78 | 18.31 | 7.03 | | | | | |
| | Interoffice Channel - 56 kbps - per mile | | | U1TDX | 1L5XX | 0.0091 | | | | | | | | | |
| | Interoffice Channel - 56 kbps - Facility Termination | | | U1TDX | U1TD5 | 18.44 | 47.35 | 31.78 | 18.31 | 7.03 | | | | | |
| | Interoffice Channel - 64 kbps - per mile | | | U1TDX | 1L5XX | 0.0091 | | | | | | | | | |
| | Interoffice Channel - 64 kbps - Facility Termination | | | U1TDX | U1TD6 | 18.44 | 47.35 | 31.78 | 18.31 | 7.03 | | | | | |
| | Interoffice Channel - DS1 - per mile | | | U1TD1 | 1L5XX | 0.1856 | | | | | | | | | |
| | Interoffice Channel - DS1 - Facility Termination | | | U1TD1 | U1TF1 | 88.44 | 105.54 | 98.47 | 21.47 | 19.05 | | | | | |
| | Interoffice Channel - DS3 - per mile | | | U1TD3 | 1L5XX | 3.87 | | | | | | | | | |
| | Interoffice Channel - DS3 - Facility Termination | | | U1TD3 | U1TF3 | 1,071.00 | 335.46 | 219.28 | 72.03 | 70.56 | | | | | |
| | Interoffice Channel - STS-1 - per mile | | | U1TS1 | 1L5XX | 3.87 | | | | | | | | | |
| | Interoffice Channel - STS-1 - Facility Termination | | | U1TS1 | U1TFS | 1,056.00 | 335.46 | 219.28 | 72.03 | 70.56 | | | | | |
| | UNBUNDLED DARK FIBER - Stand Alone or in Combination | | | | | | | | | | | | | | |
| | Dark Fiber - Interoffice Transport, Per Four Fiber Strands, Per Route Mile Or Fraction Thereof | | | UDF, UDFCX | 1L5DF | 26.85 | | | | | | | | | |
| | Dark Fiber - Interoffice Transport, Per Four Fiber Strands, Per Route Mile Or Fraction Thereof | | | UDF, UDFCX | UDF14 | | 751.34 | 193.88 | | | | | | | |
| | HIGH CAPACITY UNBUNDLED LOCAL LOOP | | | | | | | | | | | | | | |
| | DS-3/STS-1 UNBUNDLED LOCAL LOOP - Stand Alone | | | | | | | | | | | | | | |
| | DS3 Unbundled Local Loop - per mile | | | UE3 | 1L5ND | 10.92 | | | | | | | | | |
| | DS3 Unbundled Local Loop - Facility Termination | | | UE3 | UE3PX | 386.88 | 556.37 | 343.01 | 139.13 | 96.84 | | | | | |
| | STS-1 Unbundled Local Loop - per mile | | | UDLSX | 1L5ND | 10.92 | | | | | | | | | |
| | STS-1 Unbundled Local Loop - Facility Termination | | | UDLSX | UDLS1 | 426.60 | 556.37 | 343.01 | 139.13 | 96.84 | | | | | |
| | ENHANCED EXTENDED LINK (EELs) | | | | | | | | | | | | | | |
| | Network Elements Used in Combinations | | | | | | | | | | | | | | |
| | 2-Wire VG Loop (SL2) in Combination - Zone 1 | | 1 | UNCVX | UEAL2 | 12.24 | 127.59 | 60.54 | 48.00 | 6.31 | | | | | |
| | 2-Wire VG Loop (SL2) in Combination - Zone 2 | | 2 | UNCVX | UEAL2 | 17.40 | 127.59 | 60.54 | 48.00 | 6.31 | | | | | |
| | 2-Wire VG Loop (SL2) in Combination - Zone 3 | | 3 | UNCVX | UEAL2 | 30.87 | 127.59 | 60.54 | 48.00 | 6.31 | | | | | |
| | 4-Wire Analog Voice Grade Loop in Combination - Zone 1 | | 1 | UNCVX | UEAL4 | 18.89 | 127.59 | 60.54 | 48.00 | 6.31 | | | | | |
| | 4-Wire Analog Voice Grade Loop in Combination - Zone 2 | | 2 | UNCVX | UEAL4 | 26.84 | 127.59 | 60.54 | 48.00 | 6.31 | | | | | |
| | 4-Wire Analog Voice Grade Loop in Combination - Zone 3 | | 3 | UNCVX | UEAL4 | 47.62 | 127.59 | 60.54 | 48.00 | 6.31 | | | | | |
| | 2-Wire ISDN Loop in Combination - Zone 1 | | 1 | UNCNX | U1L2X | 19.28 | 127.59 | 60.54 | 48.00 | 6.31 | | | | | |
| | 2-Wire ISDN Loop in Combination - Zone 2 | | 2 | UNCNX | U1L2X | 27.40 | 127.59 | 60.54 | 48.00 | 6.31 | | | | | |
| | 2-Wire ISDN Loop in Combination - Zone 3 | | 3 | UNCNX | U1L2X | 48.62 | 127.59 | 60.54 | 48.00 | 6.31 | | | | | |
| | 4-Wire 56Kbps Digital Grade Loop in Combination - Zone 1 | | 1 | UNCDX | UDL56 | 22.20 | 127.59 | 60.54 | 48.00 | 6.31 | | | | | |
| | 4-Wire 56Kbps Digital Grade Loop in Combination - Zone 2 | | 2 | UNCDX | UDL56 | 31.56 | 127.59 | 60.54 | 48.00 | 6.31 | | | | | |
| | 4-Wire 56Kbps Digital Grade Loop in Combination - Zone 3 | | 3 | UNCDX | UDL56 | 55.99 | 127.59 | 60.54 | 48.00 | 6.31 | | | | | |
| | 4-Wire 64Kbps Digital Grade Loop in Combination - Zone 1 | | 1 | UNCDX | UDL64 | 22.20 | 127.59 | 60.54 | 48.00 | 6.31 | | | | | |
| | 4-Wire 64Kbps Digital Grade Loop in Combination - Zone 2 | | 2 | UNCDX | UDL64 | 31.56 | 127.59 | 60.54 | 48.00 | 6.31 | | | | | |
| | 4-Wire 64Kbps Digital Grade Loop in Combination - Zone 3 | | 3 | UNCDX | UDL64 | 55.99 | 127.59 | 60.54 | 48.00 | 6.31 | | | | | |
| | 4-Wire DS1 Digital Loop in Combination - Zone 1 | | 1 | UNC1X | USLXX | 70.74 | 217.75 | 121.62 | 51.44 | 14.45 | | | | | |
| | 4-Wire DS1 Digital Loop in Combination - Zone 2 | | 2 | UNC1X | USLXX | 100.54 | 217.75 | 121.62 | 51.44 | 14.45 | | | | | |
| | 4-Wire DS1 Digital Loop in Combination - Zone 3 | | 3 | UNC1X | USLXX | 178.39 | 217.75 | 121.62 | 51.44 | 14.45 | | | | | |
| | DS3 Local Loop in combination - per mile | | | UNC3X | 1L5ND | 10.92 | | | | | | | | | |
| | DS3 Local Loop in combination - Facility Termination | | | UNC3X | UE3PX | 386.88 | 244.42 | 154.73 | 67.10 | 26.27 | | | | | |
| | STS-1 Local Loop in combination - per mile | | | UNC3X | 1L5ND | 10.92 | | | | | | | | | |
| | STS-1 Local Loop in combination - Facility Termination | | | UNC3X | UDLS1 | 426.60 | 244.42 | 154.73 | 67.10 | 26.27 | | | | | |
| | Interoffice Channel in combination - 2-wire VG - per mile | | | UNCVX | 1L5XX | 0.0091 | | | | | | | | | |
| | Interoffice Channel in combination - 2-wire VG - Facility Termination | | | UNCVX | U1TV2 | 25.32 | 94.70 | 52.59 | 45.28 | 18.03 | | | | | |
| | Interoffice Channel in combination - 4-wire VG - per mile | | | UNCVX | 1L5XX | 0.0091 | | | | | | | | | |
| | Interoffice Channel in combination - 4-wire VG - Facility Termination | | | UNCVX | U1TV4 | 22.58 | 94.70 | 52.59 | 45.28 | 18.03 | | | | | |

UNBUNDLED NETWORK ELEMENTS - Florida

| CATEGORY | RATE ELEMENTS | Interi m | Zone | BCS | USOC | RATES(\$) | Svc Order Submitted Elec per LSR | Svc Order Submitted Manually per LSR | Attachment 2 Exh A: | | Incremental Charge - Manual Svc Order vs. Electronic- 1st | Incremental Charge - Manual Svc Order vs. Electronic- Add'l | Incremental Charge - Manual Svc Order vs. Electronic- Disc 1st | Incremental Charge - Manual Svc Order vs. Electronic- Disc Add'l |
|--|---|-------------|------|--|-------|-----------|---|---|---------------------|-------------------------|--|--|---|---|
| | | | | | | | | | Nonrecurring | Nonrecurring Disconnect | OSS Rates(\$) | | | |
| | | | | | | | | | | | SOME | SOMAN | SOMAN | SOMAN |
| | | | | | | Rec | First | Add'l | First | Add'l | | | | |
| | Interoffice Channel in combination - 4-wire 56 kbps - per mile | | | UNCDX | 1L5XX | 0.0091 | | | | | | | | |
| | Interoffice Channel in combination - 4-wire 56 kbps - Facility Termination | | | UNCDX | U1TD5 | 18.44 | 94.70 | 52.59 | 45.28 | 18.03 | | | | |
| | Interoffice Channel in combination - 4-wire 64 kbps - per mile | | | UNCDX | 1L5XX | 0.0091 | | | | | | | | |
| | Interoffice Channel in combination - 4-wire 64 kbps - Facility Termination | | | UNCDX | U1TD6 | 18.44 | 94.70 | 52.59 | 45.28 | 18.03 | | | | |
| | Interoffice Channel in combination - DS1 - per mile | | | UNC1X | 1L5XX | 0.1856 | | | | | | | | |
| | Interoffice Channel in combination - DS1 Facility Termination | | | UNC1X | U1TF1 | 88.44 | 174.46 | 122.46 | 45.61 | 17.95 | | | | |
| | Interoffice Channel in combination - DS3 - per mile | | | UNC3X | 1L5XX | 3.87 | | | | | | | | |
| | Interoffice Channel in combination - DS3 - Facility Termination | | | UNC3X | U1TF3 | 1,071.00 | 320.00 | 138.20 | 38.60 | 18.81 | | | | |
| | Interoffice Channel in combination - STS-1 - per mile | | | UNC3X | 1L5XX | 3.87 | | | | | | | | |
| | Interoffice Channel in combination - STS-1 Facility Termination | | | UNC3X | U1TFS | 1,056.00 | 320.00 | 138.20 | 38.60 | 18.81 | | | | |
| ADDITIONAL NETWORK ELEMENTS | | | | | | | | | | | | | | |
| Optional Features & Functions: | | | | | | | | | | | | | | |
| | Clear Channel Capability Extended Frame Option - per DS1 | I | | U1TD1, ULDD1, UNC1X | CCOEF | | 0.00 | 0.00 | 0.00 | 0.00 | | | | |
| | Clear Channel Capability Super FrameOption - per DS1 | I | | U1TD1, ULDD1, UNC1X | CCOSF | | 0.00 | 0.00 | 0.00 | 0.00 | | | | |
| | Clear Channel Capability (SF/ESF) Option - Subsequent Activity - per DS1 | I | | ULDD1, U1TD1, UNC1X, USL | NRCCC | | 184.92 | 23.82 | 2.07 | 0.80 | | | | |
| | C-bit Parity Option - Subsequent Activity - per DS3 | i | | U1TD3, ULDD3, UE3, UNC3X | NRCC3 | | 219.09 | 7.67 | 0.773 | 0.00 | | | | |
| | DS1/DS0 Channel System | | | UNC1X | MQ1 | 146.77 | 57.28 | 14.74 | 1.50 | 1.34 | | | | |
| | DS3/DS1 Channel System | | | UNC3X, UNC3X | MQ3 | 211.19 | 115.60 | 56.54 | 12.16 | 4.26 | | | | |
| | Voice Grade COCI in combination | | | UNCVX | 1D1VG | 1.38 | 6.71 | 4.84 | | | | | | |
| | Voice Grade COCI - for Stand Alone Local Loop | | | UEA | 1D1VG | 1.38 | 6.71 | 4.84 | 0.00 | 0.00 | | | | |
| | Voice Grade COCI - for connection to a channelized DS1 Local Channel in the same SWC as collocation | | | U1TUC | 1D1VG | 1.38 | 6.71 | 4.84 | 0.00 | 0.00 | | | | |
| | OCU-DP COCI (2.4-64kbs) in combination | | | UNCDX | 1D1DD | 2.10 | 6.71 | 4.84 | 0.00 | 0.00 | | | | |
| | OCU-DP COCI (2.4-64kbs) - for Stand Alone Local Loop | | | UDL | 1D1DD | 2.10 | 6.71 | 4.84 | 0.00 | 0.00 | | | | |
| | OCU-DP COCI (2.4-64kbs) - for connection to a channelized DS1 Local Channel in the same SWC as collocation | | | U1TUD | 1D1DD | 2.10 | 6.71 | 4.84 | 0.00 | 0.00 | | | | |
| | 2-wire ISDN COCI (BRITE) in combination | | | UNCNX | UC1CA | 3.66 | 6.71 | 4.84 | 0.00 | 0.00 | | | | |
| | 2-wire ISDN COCI (BRITE) - for a Local Loop | | | UDN | UC1CA | 3.66 | 6.71 | 4.84 | 0.00 | 0.00 | | | | |
| | 2-wire ISDN COCI (BRITE) - for connection to a channelized DS1 Local Channel in the same SWC as collocation | | | U1TUB | UC1CA | 3.66 | 6.71 | 4.84 | 0.00 | 0.00 | | | | |
| | DS1 COCI in combination | | | UNC1X | UC1D1 | 13.76 | 6.71 | 4.84 | 0.00 | 0.00 | | | | |
| | DS1 COCI - for Stand Alone Local Channel | | | ULDD1 | UC1D1 | 13.76 | 6.71 | 4.84 | 0.00 | 0.00 | | | | |
| | DS1 COCI - for Stand Alone Interoffice Channel | | | U1TD1 | UC1D1 | 13.76 | 6.71 | 4.84 | 0.00 | 0.00 | | | | |
| | DS1 COCI - for Stand Alone Local Loop | | | USL | UC1D1 | 13.76 | 6.71 | 4.84 | 0.00 | 0.00 | | | | |
| | DS1 COCI - for connection to a channelized DS1 Local Channel in the same SWC as collocation | | | U1TUA | UC1D1 | 13.76 | 6.71 | 4.84 | 0.00 | 0.00 | | | | |
| | Wholesale to UNE, Switch-As-Is Conversion Charge | | | UNCVX, U1TVX, UNCDX, U1TDX, UNC1X, U1TD1, UNC3X, U1TD3, UNC3X, U1TS1, UDF, UDFCX | UNCCC | | 8.98 | 8.98 | | | | | | |
| | Unbundled Misc Rate Element, SNE SAI, Single Network Element - Switch As Is Non-recurring Charge, per circuit (LSR) | I | | U1TVX, U1TDX, U1TD1, U1TD3, U1TS1, UDF, UE3 | URES | | 36.82 | 16.12 | | | | | | |
| | Unbundled Misc Rate Element, SNE SAI, Single Network Element - Switch As Is Non-recurring Charge, incremental charge per circuit on a spreadsheet | I | | U1TVX, U1TDX, U1TD1, U1TD3, U1TS1, UDF, UE3 | URESP | | 1.49 | 1.49 | | | | | | |
| | UNE Reconfiguration Change Charge per Circuit | I | | UNC1X | URERC | | 35.00 | 35.00 | | | | | | |
| | UNE Reconfiguration Change Charge per Circuit Project Managed | I | | UNC1X | URERP | | 1.49 | 1.49 | | | | | | |
| Access to DCS - Customer Reconfiguration (FlexServ) | | | | | | | | | | | | | | |

| UNBUNDLED NETWORK ELEMENTS - Florida | | | | | | | | | | | Attachment 2 Exh A: | | | | | |
|--|---|---------|------|--|-------|-------------|--------------|--------|-------------------------|----------------------------------|--------------------------------------|--|--|---|---|--|
| CATEGORY | RATE ELEMENTS | Interim | Zone | BCS | USOC | RATES(\$) | | | | Svc Order Submitted Elec per LSR | Svc Order Submitted Manually per LSR | Incremental Charge - Manual Svc Order vs. Electronic-1st | Incremental Charge - Manual Svc Order vs. Electronic-Add'l | Incremental Charge - Manual Svc Order vs. Electronic-Disc 1st | Incremental Charge - Manual Svc Order vs. Electronic-Disc Add'l | |
| | | | | | | Rec | Nonrecurring | | Nonrecurring Disconnect | | OSS Rates(\$) | | | | | |
| | | | | | | | First | Add'l | First | Add'l | SOMEc | SOMAN | SOMAN | SOMAN | SOMAN | |
| | Customer Reconfiguration Establishment | | | | | | 1.63 | | 1.63 | | | | | | | |
| | DS1 DCS Termination with DS0 Switching | | | | | 27.39 | 32.89 | 23.58 | 16.96 | 12.77 | | | | | | |
| | DS1 DCS Termination with DS1 Switching | | | | | 11.70 | 25.07 | 15.76 | 13.05 | 8.86 | | | | | | |
| | DS3 DCS Termination with DS1 Switching | | | | | 146.81 | 32.89 | 23.58 | 16.96 | 12.77 | | | | | | |
| | Node (SynchroNet) | | | | | | | | | | | | | | | |
| | Node per month | | | UNCDX | UNCNT | 16.35 | | | | | | | | | | |
| | Service Rearrangements | | | | | | | | | | | | | | | |
| | NRC - Change in Facility Assignment per circuit Service Rearrangement | I | | U1TVX, U1TDX, UEA, UDL, U1TUC, U1TUD, U1TUB, ULDVX, ULDDX, UNCVX, UNCDX, UNC1X | URETD | | 101.07 | 43.04 | | | | | | | | |
| | NRC - Change in Facility Assignment per circuit Project Management (added to CFA per circuit if project managed) | I | | U1TVX, U1TDX, UEA, UDL, U1TUC, U1TUD, U1TUB, ULDVX, ULDDX, UNCVX, UNCDX, UNC1X | URETB | | 3.67 | 3.67 | | | | | | | | |
| | NRC - Order Coordination Specific Time - Dedicated Transport | I | | UNC1X | OCOSR | | 18.90 | 18.90 | | | | | | | | |
| SIGNALING (CCS7) | | | | | | | | | | | | | | | | |
| | NOTE: "bk" beside a rate indicates that the parties have agreed to bill and keep for that element pursuant to the terms and conditions in Attachment 3. | | | | | | | | | | | | | | | |
| | CCS7 Signaling Usage, Per TCAP Message | | | | | 0.0000607bk | | | | | | | | | | |
| | CCS7 Signaling Usage, Per ISUP Message | | | | | 0.0000152bk | | | | | | | | | | |
| LNP Query Service | | | | | | | | | | | | | | | | |
| | LNP Charge Per query | | | | | 0.000852 | | | | | | | | | | |
| | LNP Service Establishment Manual | | | | | | 13.83 | 13.83 | 12.71 | 12.71 | | | | | | |
| | LNP Service Provisioning with Point Code Establishment | | | | | | 655.50 | 334.88 | 297.03 | 218.40 | | | | | | |
| 911 PBX LOCATE | | | | | | | | | | | | | | | | |
| | 911 PBX LOCATE DATABASE CAPABILITY | | | | | | | | | | | | | | | |
| | Service Establishment per CLEC per End User Account | | | 9PBDC | 9PBEU | | 1,820.00 | | | | | | | | | |
| | Changes to TN Range or Customer Profile | | | 9PBDC | 9PBTN | | 182.14 | | | | | | | | | |
| | Per Telephone Number (Monthly) | | | 9PBDC | 9PBMM | 0.07 | | | | | | | | | | |
| | Change Company (Service Provider) ID | | | 9PBDC | 9PBPC | | 534.66 | | | | | | | | | |
| | PBX Locate Service Support per CLEC (Monthlt) | | | 9PBDC | 9PBMR | 178.80 | | | | | | | | | | |
| | Service Order Charge | | | 9PBDC | 9PBSC | | 11.90 | | | | | | | | | |
| | 911 PBX LOCATE TRANSPORT COMPONENT | | | | | | | | | | | | | | | |
| | See Att 3 | | | | | | | | | | | | | | | |
| Note: Rates displaying an "I" in Interim column are interim as a result of a Commission order. | | | | | | | | | | | | | | | | |

| UNBUNDLED NETWORK ELEMENTS - Georgia | | | | | | | | | | | Attachment 2 Exh A: | | | | | |
|--|---------------|---|---------|------|--|-------|-----------|--------------|-------|-------------------------|----------------------------------|--------------------------------------|--|--|---|---|
| CATEGORY | RATE ELEMENTS | | Interim | Zone | BCS | USOC | RATES(\$) | | | | Svc Order Submitted Elec per LSR | Svc Order Submitted Manually per LSR | Incremental Charge - Manual Svc Order vs. Electronic-1st | Incremental Charge - Manual Svc Order vs. Electronic-Add'l | Incremental Charge - Manual Svc Order vs. Electronic-Disc 1st | Incremental Charge - Manual Svc Order vs. Electronic-Disc Add'l |
| | | | | | | | Rec | Nonrecurring | | Nonrecurring Disconnect | | OSS Rates(\$) | | | | |
| | | | | | | | | First | Add'l | First | Add'l | SOMEc | SOMAN | SOMAN | SOMAN | SOMAN |
| The "Zone" shown in the sections for stand-alone loops or loops as part of a combination refers to Geographically Deaveraged UNE Zones. To view Geographically Deaveraged UNE Zone Designations by Central Office, refer to internet Website: http://www.interconnection.bellsouth.com/become_a_clec/html/interconnection.htm | | | | | | | | | | | | | | | | |
| OPERATIONS SUPPORT SYSTEMS (OSS) - "REGIONAL RATES" | | | | | | | | | | | | | | | | |
| NOTE: (1) CLEC should contact its contract negotiator if it prefers the "state specific" OSS charges as ordered by the State Commissions. The OSS charges currently contained in this rate exhibit are the BellSouth "regional" service ordering charges. CLEC may elect either the state specific Commission ordered rates for the service ordering charges, or CLEC may elect the regional service ordering charge, however, CLEC can not obtain a mixture of the two regardless if CLEC has a interconnection contract established in | | | | | | | | | | | | | | | | |
| NOTE: (2) Any element that can be ordered electronically will be billed according to the SOMEc rate listed in this category. Please refer to BellSouth's Local Ordering Handbook (LOH) to determine if a product can be ordered electronically. For those elements that cannot be ordered electronically at present per the LOH, the listed SOMEc rate in this category reflects the charge that would be billed to a CLEC once electronic ordering capabilities come on-line for that element. Otherwise, the manual ordering charge, | | | | | | | | | | | | | | | | |
| | | OSS - Electronic Service Order Charge, Per Local Service Request (LSR) - UNE Only | | | | SOMEc | | 3.50 | 0.00 | 3.50 | 0.00 | | | | | |
| | | OSS - Manual Service Order Charge, Per Local Service Request (LSR) - UNE Only | | | | SOMAN | | 11.73 | 0.00 | 6.13 | 0.00 | | | | | |
| UNE SERVICE DATE ADVANCEMENT CHARGE | | | | | | | | | | | | | | | | |
| NOTE: The Expedite charge will be maintained commensurate with BellSouth's FCC No.1 Tariff, Section 5 as applicable. | | | | | | | | | | | | | | | | |
| | | UNE Expedite Charge per Circuit or Line Assignable USOC, per Day | | | UAL, UEANL, UCL, UEF, UDC, UDF, UEQ, UDL, UENTW, UDN, UEA, UHL, ULC, USL, U1T12, U1T48, U1TD1, U1TD3, U1TDX, U1TO3, U1TS1, U1TVX, UC1BC, UC1BL, UC1CC, UC1CL, UC1DC, UC1DL, UC1EC, UC1EL, UC1FC, UC1FL, UC1GC, UC1GL, UC1HC, UC1HL, UDL12, UDL48, UDLO3, UDLSX, UE3, ULD12, ULDD48, ULDD1, ULDD3, ULDDX, ULDO3, ULDS1, ULDVX, UNC1X, UNC3X, UNCDX, UNCNX, UNCSX, UNCVX, UNLD1, UNLD3, UXTD1, UXTD3, UXTS1, U1TUC, U1TUD, U1TUB, U1TUA,NTCVG, NTCUD, NTCDD1 | SDASP | | 200.00 | | | | | | | | |
| ORDER MODIFICATION CHARGE | | | | | | | | | | | | | | | | |
| | | Order Modification Charge (OMC) | | | | | | 26.21 | 0.00 | 0.00 | 0.00 | | | | | |
| | | Order Modification Additional Dispatch Charge (OMCAD) | | | | | | 150.00 | 0.00 | 0.00 | 0.00 | | | | | |
| UNBUNDLED EXCHANGE ACCESS LOOP | | | | | | | | | | | | | | | | |
| 2-WIRE ANALOG VOICE GRADE LOOP | | | | | | | | | | | | | | | | |
| | | 2-Wire Analog Voice Grade Loop - Service Level 1- Zone 1 | | 1 | UEANL | UEAL2 | | 10.51 | 40.02 | 9.99 | 5.61 | 1.72 | | | | |
| | | 2-Wire Analog Voice Grade Loop - Service Level 1- Zone 2 | | 2 | UEANL | UEAL2 | | 15.85 | 40.02 | 9.99 | 5.61 | 1.72 | | | | |
| | | 2-Wire Analog Voice Grade Loop - Service Level 1- Zone 3 | | 3 | UEANL | UEAL2 | | 31.97 | 40.02 | 9.99 | 5.61 | 1.72 | | | | |
| | | 2-Wire Analog Voice Grade Loop - Service Level 1- Zone 1 | | 1 | UEANL | UEASL | | 10.51 | 40.02 | 9.99 | 5.61 | 1.72 | | | | |
| | | 2-Wire Analog Voice Grade Loop - Service Level 1- Zone 2 | | 2 | UEANL | UEASL | | 15.85 | 40.02 | 9.99 | 5.61 | 1.72 | | | | |
| | | 2-Wire Analog Voice Grade Loop - Service Level 1- Zone 3 | | 3 | UEANL | UEASL | | 31.97 | 40.02 | 9.99 | 5.61 | 1.72 | | | | |
| | | Unbundled Miscellaneous Rate Element, Tag Loop at End User Premise | | | UEANL | URETL | | 8.92 | 0.88 | | | | | | | |

| UNBUNDLED NETWORK ELEMENTS - Georgia | | | | | | | | | | Attachment 2 Exh A: | | Incremental Charge - Manual Svc Order vs. Electronic-Disc 1st | Incremental Charge - Manual Svc Order vs. Electronic-Disc Add'l | Incremental Charge - Manual Svc Order vs. Electronic-Disc 1st | Incremental Charge - Manual Svc Order vs. Electronic-Disc Add'l | |
|--------------------------------------|---|---------|------|------------|--------|-----------|--------|-------|-------|----------------------------------|--------------------------------------|---|---|---|---|-------|
| CATEGORY | RATE ELEMENTS | Interim | Zone | BCS | USOC | RATES(\$) | | | | Svc Order Submitted Elec per LSR | Svc Order Submitted Manually per LSR | OSS Rates(\$) | | | | |
| | | | | | | Rec | First | Add'l | First | Add'l | SOMEc | SOMAN | SOMAN | SOMAN | SOMAN | SOMAN |
| | Loop Testing - Basic 1st Half Hour | | | UEANL | URET1 | | 25.12 | 0.00 | | | | | | | | |
| | Loop Testing - Basic Additional Half Hour | | | UEANL | URETA | | 13.62 | 13.62 | | | | | | | | |
| | CLEC to CLEC Conversion Charge Without Outside Dispatch (UVL-SL1) | | | UEANL | UREWO | | 15.75 | 8.92 | | | | | | | | |
| | Unbundled Voice Loop, Non-Design Voice Loop, billing for BST providing make-up (Engineering Information - E.I.) | | | UEANL | UEANM | | 7.30 | 7.30 | | | | | | | | |
| | Manual Order Coordiantion for UVL-SL1s (per loop) | | | UEANL | UEAMC | | 18.92 | 18.92 | | | | | | | | |
| | Order Coordination for Specified Conversion Time for UVL-SL1 (per LSR) | | | UEANL | OCOSL | | 57.79 | | | | | | | | | |
| | 2-WIRE UNBUNDLED COPPER LOOP - NON-DESIGNED | | | | | | | | | | | | | | | |
| | 2 Wire Unbundled Copper Loop Non-Designed- Zone 1 | | 1 | UEQ | UEQ2X | 11.02 | 44.69 | 22.40 | 0.00 | 0.00 | | | | | | |
| | 2 Wire Unbundled Copper Loop Non-Designed- Zone 2 | | 2 | UEQ | UEQ2X | 12.72 | 44.69 | 22.40 | 0.00 | 0.00 | | | | | | |
| | 2 Wire Unbundled Copper Loop Non-Designed- Zone 3 | | 3 | UEQ | UEQ2X | 20.22 | 44.69 | 22.40 | 0.00 | 0.00 | | | | | | |
| | Unbundled Miscellaneous Rate Element, Tag Loop at End User Premise | | | UEQ | URETL | | 8.92 | 0.88 | | | | | | | | |
| | Manual Order Coordination 2 Wire Unbundled Copper Loop - Non-Designed (per loop) | | | UEQ | USBMC | | 18.92 | 18.92 | | | | | | | | |
| | Unbundled Copper Loop, Non-Design Copper Loop, billing for BST providing make-up (Engineering Information - E.I.) | | | UEQ | UEQMU | | 7.30 | 7.30 | | | | | | | | |
| | Loop Testing - Basic 1st Half Hour | | | UEQ | URET1 | | 25.12 | 0.00 | | | | | | | | |
| | Loop Testing - Basic Additional Half Hour | | | UEQ | URETA | | 13.62 | 13.62 | | | | | | | | |
| | CLEC to CLEC Conversion Charge Without Outside Dispatch (UCL-ND) | | | UEQ | UREWO | | 14.25 | 7.42 | | | | | | | | |
| | UNBUNDLED EXCHANGE ACCESS LOOP | | | | | | | | | | | | | | | |
| | 2-WIRE ANALOG VOICE GRADE LOOP | | | | | | | | | | | | | | | |
| | 2-Wire Analog Voice Grade Loop - Service Level 2 w/Loop or Ground Start Signaling - Zone 1 | | 1 | UEA, NTCVG | UEAL2 | 11.57 | 79.85 | 24.65 | 18.92 | 7.87 | | | | | | |
| | 2-Wire Analog Voice Grade Loop - Service Level 2 w/Loop or Ground Start Signaling - Zone 2 | | 2 | UEA, NTCVG | UEAL2 | 16.95 | 79.85 | 24.65 | 18.92 | 7.87 | | | | | | |
| | 2-Wire Analog Voice Grade Loop - Service Level 2 w/Loop or Ground Start Signaling - Zone 3 | | 3 | UEA, NTCVG | UEAL2 | 33.08 | 79.85 | 24.65 | 18.92 | 7.87 | | | | | | |
| | 2-Wire Analog Voice Grade Loop - Service Level 2 w/Reverse Battery Signaling - Zone 1 | | 1 | UEA, NTCVG | UEAR2 | 11.57 | 79.85 | 24.65 | 18.92 | 7.87 | | | | | | |
| | 2-Wire Analog Voice Grade Loop - Service Level 2 w/Reverse Battery Signaling - Zone 2 | | 2 | UEA, NTCVG | UEAR2 | 16.95 | 79.85 | 24.65 | 18.92 | 7.87 | | | | | | |
| | 2-Wire Analog Voice Grade Loop - Service Level 2 w/Reverse Battery Signaling - Zone 3 | | 3 | UEA, NTCVG | UEAR2 | 33.08 | 79.85 | 24.65 | 18.92 | 7.87 | | | | | | |
| | Switch-As-Is Conversion rate per UNE Loop, Single LSR, (per DS0) | | | UEA, NTCVG | URES L | | 25.06 | 3.53 | | | | | | | | |
| | Switch-As-Is Conversion rate per UNE Loop, Spreadsheet, (per DS0) | | | UEA, NTCVG | URES P | | 26.55 | 5.03 | | | | | | | | |
| | CLEC to CLEC Conversion Charge without outside dispatch | | | UEA, NTCVG | UREWO | | 87.72 | 36.36 | | | | | | | | |
| | Loop Tagging - Service Level 2 (SL2) | | | UEA, NTCVG | URETL | | 11.19 | 1.10 | | | | | | | | |
| | 4-WIRE ANALOG VOICE GRADE LOOP | | | | | | | | | | | | | | | |
| | 4-Wire Analog Voice Grade Loop - Zone 1 | | 1 | UEA, NTCVG | UEAL4 | 17.80 | 93.01 | 28.17 | 19.52 | 8.12 | | | | | | |
| | 4-Wire Analog Voice Grade Loop - Zone 2 | | 2 | UEA, NTCVG | UEAL4 | 21.68 | 93.01 | 28.17 | 19.52 | 8.12 | | | | | | |
| | 4-Wire Analog Voice Grade Loop - Zone 3 | | 3 | UEA, NTCVG | UEAL4 | 30.25 | 93.01 | 28.17 | 19.52 | 8.12 | | | | | | |
| | Switch-As-Is Conversion rate per UNE Loop, Single LSR, (per DS0) | | | UEA, NTCVG | URES L | | 25.06 | 3.53 | | | | | | | | |
| | Switch-As-Is Conversion rate per UNE Loop, Spreadsheet, (per DS0) | | | UEA, NTCVG | URES P | | 26.55 | 5.03 | | | | | | | | |
| | CLEC to CLEC Conversion Charge without outside dispatch | | | UEA, NTCVG | UREWO | | 87.72 | 36.36 | | | | | | | | |
| | 2-WIRE ISDN DIGITAL GRADE LOOP | | | | | | | | | | | | | | | |
| | 2-Wire ISDN Digital Grade Loop - Zone 1 | | 1 | UDN | U1L2X | 21.89 | 180.06 | 35.25 | 18.23 | 6.97 | | | | | | |
| | 2-Wire ISDN Digital Grade Loop - Zone 2 | | 2 | UDN | U1L2X | 25.27 | 180.06 | 35.25 | 18.23 | 6.97 | | | | | | |
| | 2-Wire ISDN Digital Grade Loop - Zone 3 | | 3 | UDN | U1L2X | 40.17 | 180.06 | 35.25 | 18.23 | 6.97 | | | | | | |
| | CLEC to CLEC Conversion Charge without outside dispatch | | | UDN | UREWO | | 120.98 | 33.04 | | | | | | | | |
| | 2-WIRE ASYMMETRICAL DIGITAL SUBSCRIBER LINE (ADSL) COMPATIBLE LOOP | | | | | | | | | | | | | | | |

| UNBUNDLED NETWORK ELEMENTS - Georgia | | | | | | | | | | Attachment 2 Exh A: | | Incremental Charge - Manual Svc Order vs. Electronic-Disc 1st | Incremental Charge - Manual Svc Order vs. Electronic-Disc Add'l |
|--------------------------------------|---|---------|------|------------|-------|-----------|--------------|-------|-------------------------|----------------------------------|--------------------------------------|---|---|
| CATEGORY | RATE ELEMENTS | Interim | Zone | BCS | USOC | RATES(\$) | | | | Svc Order Submitted Elec per LSR | Svc Order Submitted Manually per LSR | Incremental Charge - Manual Svc Order vs. Electronic-Disc 1st | Incremental Charge - Manual Svc Order vs. Electronic-Disc Add'l |
| | | | | | | Rec | Nonrecurring | | Nonrecurring Disconnect | | | OSS Rates(\$) | |
| | | | | | | | First | Add'l | First | Add'l | SOMEc | SOMAN | SOMAN |
| | 2 Wire Unbundled ADSL Loop including manual service inquiry & facility reservation - Zone 1 | | 1 | UAL | UAL2X | 11.23 | 44.69 | 31.55 | 0.00 | 0.00 | | | |
| | 2 Wire Unbundled ADSL Loop including manual service inquiry & facility reservation - Zone 2 | | 2 | UAL | UAL2X | 12.97 | 44.69 | 31.55 | 0.00 | 0.00 | | | |
| | 2 Wire Unbundled ADSL Loop including manual service inquiry & facility reservation - Zone 3 | | 3 | UAL | UAL2X | 20.62 | 44.69 | 31.55 | 0.00 | 0.00 | | | |
| | 2 Wire Unbundled ADSL Loop without manual service inquiry & facility reservation - Zone 1 | | 1 | UAL | UAL2W | 11.23 | 44.69 | 31.55 | 0.00 | 0.00 | | | |
| | 2 Wire Unbundled ADSL Loop without manual service inquiry & facility reservation - Zone 2 | | 2 | UAL | UAL2W | 12.97 | 44.69 | 31.55 | 0.00 | 0.00 | | | |
| | 2 Wire Unbundled ADSL Loop without manual service inquiry & facility reservation - Zone 3 | | 3 | UAL | UAL2W | 20.62 | 44.69 | 31.55 | 0.00 | 0.00 | | | |
| | CLEC to CLEC Conversion Charge without outside dispatch | | | UAL | UREWO | | 44.69 | 29.29 | | | | | |
| | 2-WIRE HIGH BIT RATE DIGITAL SUBSCRIBER LINE (HDSL) COMPATIBLE LOOP | | | | | | | | | | | | |
| | 2 Wire Unbundled HDSL Loop including manual service inquiry & facility reservation - Zone 1 | | 1 | UHL | UHL2X | 7.88 | 44.69 | 31.55 | 0.00 | 0.00 | | | |
| | 2 Wire Unbundled HDSL Loop including manual service inquiry & facility reservation - Zone 2 | | 2 | UHL | UHL2X | 9.09 | 44.69 | 31.55 | 0.00 | 0.00 | | | |
| | 2 Wire Unbundled HDSL Loop including manual service inquiry & facility reservation - Zone 3 | | 3 | UHL | UHL2X | 14.48 | 44.69 | 31.55 | 0.00 | 0.00 | | | |
| | 2 Wire Unbundled HDSL Loop without manual service inquiry and facility reservation - Zone 1 | | 1 | UHL | UHL2W | 7.88 | 44.69 | 31.55 | 0.00 | 0.00 | | | |
| | 2 Wire Unbundled HDSL Loop without manual service inquiry and facility reservation - Zone 2 | | 2 | UHL | UHL2W | 9.09 | 44.69 | 31.55 | 0.00 | 0.00 | | | |
| | 2 Wire Unbundled HDSL Loop without manual service inquiry and facility reservation - Zone 3 | | 3 | UHL | UHL2W | 14.48 | 44.69 | 31.55 | 0.00 | 0.00 | | | |
| | CLEC to CLEC Conversion Charge without outside dispatch | | | UHL | UREWO | | 44.69 | 31.55 | | | | | |
| | 4-WIRE HIGH BIT RATE DIGITAL SUBSCRIBER LINE (HDSL) COMPATIBLE LOOP | | | | | | | | | | | | |
| | 4 Wire Unbundled HDSL Loop including manual service inquiry and facility reservation - Zone 1 | | 1 | UHL | UHL4X | 10.39 | 44.69 | 31.55 | 0.00 | 0.00 | | | |
| | 4-Wire Unbundled HDSL Loop including manual service inquiry and facility reservation - Zone 2 | | 2 | UHL | UHL4X | 12.00 | 44.69 | 31.55 | 0.00 | 0.00 | | | |
| | 4-Wire Unbundled HDSL Loop including manual service inquiry and facility reservation - Zone 3 | | 3 | UHL | UHL4X | 19.07 | 44.69 | 31.55 | 0.00 | 0.00 | | | |
| | 4-Wire Unbundled HDSL Loop without manual service inquiry and facility reservation - Zone 1 | | 1 | UHL | UHL4W | 10.39 | 44.69 | 31.55 | 0.00 | 0.00 | | | |
| | 4-Wire Unbundled HDSL Loop without manual service inquiry and facility reservation - Zone 2 | | 2 | UHL | UHL4W | 12.00 | 44.69 | 31.55 | 0.00 | 0.00 | | | |
| | 4-Wire Unbundled HDSL Loop without manual service inquiry and facility reservation - Zone 3 | | 3 | UHL | UHL4W | 19.07 | 44.69 | 31.55 | 0.00 | 0.00 | | | |
| | CLEC to CLEC Conversion Charge without outside dispatch | | | UHL | UREWO | | 44.69 | 31.55 | | | | | |
| | 4-WIRE DS1 DIGITAL LOOP | | | | | | | | | | | | |
| | 4-Wire DS1 Digital Loop - Zone 1 | | 1 | USL, NTCd1 | USLXX | 41.02 | 211.93 | 72.49 | 38.24 | 7.20 | | | |
| | 4-Wire DS1 Digital Loop - Zone 2 | | 2 | USL, NTCd1 | USLXX | 46.41 | 211.93 | 72.49 | 38.24 | 7.20 | | | |
| | 4-Wire DS1 Digital Loop - Zone 3 | | 3 | USL, NTCd1 | USLXX | 62.03 | 211.93 | 72.49 | 38.24 | 7.20 | | | |
| | Switch-As-Is Conversion rate per UNE Loop, Single LSR, (per DS1) | | | USL, NTCd1 | URES | | 25.06 | 3.53 | | | | | |
| | Switch-As-Is Conversion rate per UNE Loop, Spreadsheet, (per DS1) | | | USL, NTCd1 | URES | | 26.55 | 5.03 | | | | | |
| | CLEC to CLEC Conversion Charge without outside dispatch | | | USL, NTCd1 | UREWO | | 100.91 | 42.97 | | | | | |
| | 4-WIRE 19.2, 56 OR 64 KBPS DIGITAL GRADE LOOP | | | | | | | | | | | | |
| | 4 Wire Unbundled Digital Loop 2.4 Kbps | | 1 | UDL, NTCUD | UDL2X | 21.86 | 196.66 | 37.00 | 18.82 | 7.20 | | | |
| | 4 Wire Unbundled Digital Loop 2.4 Kbps | | 2 | UDL, NTCUD | UDL2X | 28.36 | 196.66 | 37.00 | 18.82 | 7.20 | | | |
| | 4 Wire Unbundled Digital Loop 2.4 Kbps | | 3 | UDL, NTCUD | UDL2X | 38.22 | 196.66 | 37.00 | 18.82 | 7.20 | | | |
| | 4 Wire Unbundled Digital Loop 4.8 Kbps | | 1 | UDL, NTCUD | UDL4X | 21.86 | 196.66 | 37.00 | 18.82 | 7.20 | | | |
| | 4 Wire Unbundled Digital Loop 4.8 Kbps | | 2 | UDL, NTCUD | UDL4X | 28.36 | 196.66 | 37.00 | 18.82 | 7.20 | | | |
| | 4 Wire Unbundled Digital Loop 4.8 Kbps | | 3 | UDL, NTCUD | UDL4X | 38.22 | 196.66 | 37.00 | 18.82 | 7.20 | | | |
| | 4 Wire Unbundled Digital Loop 9.6 Kbps | | 1 | UDL, NTCUD | UDL9X | 21.86 | 196.66 | 37.00 | 18.82 | 7.20 | | | |
| | 5 Wire Unbundled Digital Loop 9.6 Kbps | | 2 | UDL, NTCUD | UDL9X | 28.36 | 196.66 | 37.00 | 18.82 | 7.20 | | | |

| UNBUNDLED NETWORK ELEMENTS - Georgia | | | | | | | | | | Attachment 2 Exh A: | | Incremental Charge - Manual Svc Order vs. Electronic-1st | Incremental Charge - Manual Svc Order vs. Electronic-Add'l | Incremental Charge - Manual Svc Order vs. Electronic-Disc 1st | Incremental Charge - Manual Svc Order vs. Electronic-Disc Add'l | |
|--------------------------------------|--|---------|------|---|-------|-----------|--------|-------|-------|----------------------------------|--------------------------------------|--|--|---|---|-------|
| CATEGORY | RATE ELEMENTS | Interim | Zone | BCS | USOC | RATES(\$) | | | | Svc Order Submitted Elec per LSR | Svc Order Submitted Manually per LSR | OSS Rates(\$) | | | | |
| | | | | | | Rec | First | Add'l | First | Add'l | SOMEc | SOMAN | SOMAN | SOMAN | SOMAN | SOMAN |
| | 6 Wire Unbundled Digital Loop 9.6 Kbps | | 3 | UDL, NTCUD | UDL9X | 38.22 | 196.66 | 37.00 | 18.82 | 7.20 | | | | | | |
| | 4 Wire Unbundled Digital 19.2 Kbps | | 1 | UDL, NTCUD | UDL19 | 21.86 | 196.66 | 37.00 | 18.82 | 7.20 | | | | | | |
| | 4 Wire Unbundled Digital 19.2 Kbps | | 2 | UDL, NTCUD | UDL19 | 28.36 | 196.66 | 37.00 | 18.82 | 7.20 | | | | | | |
| | 4 Wire Unbundled Digital 19.2 Kbps | | 3 | UDL, NTCUD | UDL19 | 38.22 | 196.66 | 37.00 | 18.82 | 7.20 | | | | | | |
| | 4 Wire Unbundled Digital Loop 56 Kbps - Zone 1 | | 1 | UDL, NTCUD | UDL56 | 21.86 | 196.66 | 37.00 | 18.82 | 7.20 | | | | | | |
| | 4 Wire Unbundled Digital Loop 56 Kbps - Zone 2 | | 2 | UDL, NTCUD | UDL56 | 28.36 | 196.66 | 37.00 | 18.82 | 7.20 | | | | | | |
| | 4 Wire Unbundled Digital Loop 56 Kbps - Zone 3 | | 3 | UDL, NTCUD | UDL56 | 38.22 | 196.66 | 37.00 | 18.82 | 7.20 | | | | | | |
| | 4 Wire Unbundled Digital Loop 64 Kbps - Zone 1 | | 1 | UDL, NTCUD | UDL64 | 21.86 | 196.66 | 37.00 | 18.82 | 7.20 | | | | | | |
| | 4 Wire Unbundled Digital Loop 64 Kbps - Zone 2 | | 2 | UDL, NTCUD | UDL64 | 28.36 | 196.66 | 37.00 | 18.82 | 7.20 | | | | | | |
| | 4 Wire Unbundled Digital Loop 64 Kbps - Zone 3 | | 3 | UDL, NTCUD | UDL64 | 38.22 | 196.66 | 37.00 | 18.82 | 7.20 | | | | | | |
| | Switch-As-Is Conversion rate per UNE Loop, Single LSR, (per DS0) | | | UDL, NTCUD | URES | | 25.06 | 3.53 | | | | | | | | |
| | Switch-As-Is Conversion rate per UNE Loop, Spreadsheet, (per DS0) | | | UDL, NTCUD | URESP | | 26.55 | 5.03 | | | | | | | | |
| | CLEC to CLEC Conversion Charge without outside dispatc h | | | UDL, NTCUD | UREWO | | 101.95 | 49.66 | | | | | | | | |
| | 2-WIRE Unbundled COPPER LOOP | | | | | | | | | | | | | | | |
| | 2-Wire Unbundled Copper Loop-Designed including manual service inquiry & facility reservation - Zone 1 | | 1 | UCL | UCLPB | 12.02 | 44.69 | 31.55 | 0.00 | 0.00 | | | | | | |
| | 2-Wire Unbundled Copper Loop-Designed including manual service inquiry & facility reservation - Zone 2 | | 2 | UCL | UCLPB | 13.88 | 44.69 | 31.55 | 0.00 | 0.00 | | | | | | |
| | 2 Wire Unbundled Copper Loop-Designed including manual service inquiry & facility reservation - Zone 3 | | 3 | UCL | UCLPB | 22.07 | 44.69 | 31.55 | 0.00 | 0.00 | | | | | | |
| | 2-Wire Unbundled Copper Loop-Designed without manual service inquiry and facility reservation - Zone 1 | | 1 | UCL | UCLPW | 12.02 | 44.69 | 31.55 | 0.00 | 0.00 | | | | | | |
| | 2-Wire Unbundled Copper Loop-Designed without manual service inquiry and facility reservation - Zone 2 | | 2 | UCL | UCLPW | 13.88 | 44.69 | 31.55 | 0.00 | 0.00 | | | | | | |
| | 2-Wire Unbundled Copper Loop-Designed without manual service inquiry and facility reservation - Zone 3 | | 3 | UCL | UCLPW | 22.07 | 44.69 | 31.55 | 0.00 | 0.00 | | | | | | |
| | CLEC to CLEC Conversion Charge without outside dispatch (UCL-Des) | | | UCL | UREWO | | 44.69 | 31.55 | | | | | | | | |
| | 4-WIRE COPPER LOOP | | | | | | | | | | | | | | | |
| | 4-Wire Copper Loop-Designed including manual service inquiry and facility reservation - Zone 1 | | 1 | UCL | UCL4S | 16.65 | 44.69 | 31.55 | 0.00 | 0.00 | | | | | | |
| | 4-Wire Copper Loop-Designed including manual service inquiry and facility reservation - Zone 2 | | 2 | UCL | UCL4S | 19.22 | 44.69 | 31.55 | 0.00 | 0.00 | | | | | | |
| | 4-Wire Copper Loop-Designed including manual service inquiry and facility reservation - Zone 3 | | 3 | UCL | UCL4S | 30.55 | 44.69 | 31.55 | 0.00 | 0.00 | | | | | | |
| | 4-Wire Copper Loop-Designed without manual service inquiry and facility reservation - Zone 1 | | 1 | UCL | UCL4W | 16.65 | 44.69 | 31.55 | 0.00 | 0.00 | | | | | | |
| | 4-Wire Copper Loop-Designed without manual service inquiry and facility reservation - Zone 2 | | 2 | UCL | UCL4W | 19.22 | 44.69 | 31.55 | 0.00 | 0.00 | | | | | | |
| | 4-Wire Copper Loop-Designed without manual service inquiry and facility reservation - Zone 3 | | 3 | UCL | UCL4W | 30.55 | 44.69 | 31.55 | 0.00 | 0.00 | | | | | | |
| | CLEC to CLEC conversion Charge without outside dispatch | | | UCL | UREWO | | 44.69 | 31.55 | | | | | | | | |
| | Order Coordination for Unbundled Copper Loops (per loop) | | | UCL | UCLMC | | 18.92 | 18.92 | | | | | | | | |
| | Order Coordination for Specified Conversion Time (per LSR) | | | UEA, UDN, UAL, UHL, UDL, NTCVG, NTCUD, USL, NTCD1 | OCOSL | | 57.79 | | | | | | | | | |
| | Rearrangements | | | | | | | | | | | | | | | |
| | EEL to UNE-L Retermination, per 2 Wire Unbundled Voice Loop-SL2 | | | UEA | UREEL | | 79.85 | 24.65 | | | | | | | | |
| | EEL to UNE-L Retermination, per 4 Wire Unbundled Voice Loop | | | UEA | UREEL | | 79.85 | 24.65 | | | | | | | | |
| | EEL to UNE-L Retermination, per 2 Wire ISDN Loop | | | UDN | UREEL | | 120.98 | 33.02 | | | | | | | | |
| | EEL to UNE-L Retermination, per 4 Wire Unbundled Digital Loop | | | UDL | UREEL | | 102.13 | 49.75 | | | | | | | | |
| | EEL to UNE-L Retermination, per 4 Wire Unbundled DS1 Loop | | | USL | UREEL | | 100.91 | 42.97 | | | | | | | | |
| | LOOP MODIFICATION | | | | | | | | | | | | | | | |

| UNBUNDLED NETWORK ELEMENTS - Georgia | | | | | | | | | | | Attachment 2 Exh A: | | | | | | |
|--------------------------------------|-----------------------|---|---------|------|---|-------|-----------|--------------|-------|-------------------------|----------------------------------|--------------------------------------|--|--|---|---|-------|
| CATEGORY | RATE ELEMENTS | | Interim | Zone | BCS | USOC | RATES(\$) | | | | Svc Order Submitted Elec per LSR | Svc Order Submitted Manually per LSR | Incremental Charge - Manual Svc Order vs. Electronic-1st | Incremental Charge - Manual Svc Order vs. Electronic-Add'l | Incremental Charge - Manual Svc Order vs. Electronic-Disc 1st | Incremental Charge - Manual Svc Order vs. Electronic-Disc Add'l | |
| | | | | | | | Rec | Nonrecurring | | Nonrecurring Disconnect | | OSS Rates(\$) | | | | | |
| | | | | | | | | First | Add'l | First | Add'l | SOMEc | SOMAN | SOMAN | SOMAN | SOMAN | SOMAN |
| | | Unbundled Loop Modification, Removal of Load Coils - 2 Wire pair less than or equal to 18k ft, per Unbundled Loop | | | UAL, UHL, UCL, UEQ, ULS, UEA, UEANL, UEPSR, UEPSB | ULM2L | | 0.00 | 0.00 | | | | | | | | |
| | | Unbundled Loop Modification Removal of Load Coils - 4 Wire less than or equal to 18K ft, per Unbundled Loop | | | UHL, UCL, UEA | ULM4L | | 0.00 | 0.00 | | | | | | | | |
| | | Unbundled Loop Modification Removal of Bridged Tap Removal, per Unbundled Loop | | | UAL, UHL, UCL, UEQ, ULS, UEA, UEANL, UEPSR, UEPSB | ULMBT | | 17.91 | | | | | | | | | |
| SUB-LOOPS | | | | | | | | | | | | | | | | | |
| | Sub-Loop Distribution | | | | | | | | | | | | | | | | |
| | | Sub-Loop - Per Cross Box Location - CLEC Feeder Facility Set-Up | | | UEANL, UEF | USBSA | | 255.76 | | | | | | | | | |
| | | Sub-Loop - Per Cross Box Location - Per 25 Pair Panel Set-Up | | | UEANL, UEF | USBSB | | 7.29 | | | | | | | | | |
| | | Sub-Loop - Per Building Equipment Room - CLEC Feeder Facility Set-Up | | | UEANL | USBSC | | 175.09 | | | | | | | | | |
| | | Sub-Loop - Per Building Equipment Room - Per 25 Pair Panel Set-Up | | | UEANL | USBSD | | 51.61 | | | | | | | | | |
| | | Unbundled Sub-Loops, Riser Cable, 2-Wire per Loop, Working and Spare Loop Activation | | | UEANL | USBRC | 3.61 | 28.46 | 3.85 | 2.20 | 0.01 | | | | | | |
| | | Unbundled Sub-Loops, Riser Cable, 4-Wire per Loop, Working and Spare Loop Activation | | | UEANL | USBRD | 7.67 | 31.07 | 4.79 | 2.27 | 0.01 | | | | | | |
| | | Sub-Loop Distribution Per 2-Wire Analog Voice Grade Loop - Zone 1 | | 1 | UEANL | USBN2 | 6.52 | 28.46 | 3.85 | 2.20 | 0.01 | | | | | | |
| | | Sub-Loop Distribution Per 2-Wire Analog Voice Grade Loop - Zone 2 | | 2 | UEANL | USBN2 | 10.18 | 28.46 | 3.85 | 2.20 | 0.01 | | | | | | |
| | | Sub-Loop Distribution Per 2-Wire Analog Voice Grade Loop - Zone 3 | | 3 | UEANL | USBN2 | 19.51 | 28.46 | 3.85 | 2.20 | 0.01 | | | | | | |
| | | Sub-Loop Distribution Per 4-Wire Analog Voice Grade Loop - Zone 1 | | 1 | UEANL | USBN4 | 5.93 | 31.07 | 4.79 | 2.27 | 0.01 | | | | | | |
| | | Sub-Loop Distribution Per 4-Wire Analog Voice Grade Loop - Zone 2 | | 2 | UEANL | USBN4 | 9.71 | 31.07 | 4.79 | 2.27 | 0.01 | | | | | | |
| | | Sub-Loop Distribution Per 4-Wire Analog Voice Grade Loop - Zone 3 | | 3 | UEANL | USBN4 | 18.85 | 31.07 | 4.79 | 2.27 | 0.01 | | | | | | |
| | | Order Coordination for Unbundled Sub-Loops, per sub-loop pair | | | UEANL | USBMC | | 18.92 | 18.92 | | | | | | | | |
| | | Sub-Loop 2-Wire Intrabuilding Network Cable (INC) | | | UEANL | USBR2 | 3.61 | 28.46 | 3.85 | 2.20 | 0.01 | | | | | | |
| | | Order Coordination for Unbundled Sub-Loops, per sub-loop pair | | | UEANL | USBMC | | 18.92 | 18.92 | | | | | | | | |
| | | Sub-Loop 4-Wire Intrabuilding Network Cable (INC) | | | UEANL | USBR4 | 7.67 | 31.07 | 4.79 | 2.27 | 0.01 | | | | | | |
| | | Order Coordination for Unbundled Sub-Loops, per sub-loop pair | | | UEANL | USBMC | | 18.92 | 18.92 | | | | | | | | |
| | | Loop Testing - Basic 1st Half Hour | | | UEANL | URET1 | | 25.12 | 0.00 | | | | | | | | |
| | | Loop Testing - Basic Additional Half Hour | | | UEANL | URETA | | 13.62 | 13.62 | | | | | | | | |
| | | 2 Wire Copper Unbundled Sub-Loop Distribution - Zone 1 | | 1 | UEF | UCS2X | 5.94 | 28.46 | 3.85 | 2.20 | 0.01 | | | | | | |
| | | 2 Wire Copper Unbundled Sub-Loop Distribution - Zone 2 | | 2 | UEF | UCS2X | 7.51 | 28.46 | 3.85 | 2.20 | 0.01 | | | | | | |
| | | 2 Wire Copper Unbundled Sub-Loop Distribution - Zone 3 | | 3 | UEF | UCS2X | 9.22 | 28.46 | 3.85 | 2.20 | 0.01 | | | | | | |
| | | Order Coordination for Unbundled Sub-Loops, per sub-loop pair | | | UEF | USBMC | | 18.92 | 18.92 | | | | | | | | |
| | | 4 Wire Copper Unbundled Sub-Loop Distribution - Zone 1 | | 1 | UEF | UCS4X | 6.37 | 31.07 | 4.79 | 2.27 | 0.01 | | | | | | |
| | | 4 Wire Copper Unbundled Sub-Loop Distribution - Zone 2 | | 2 | UEF | UCS4X | 6.32 | 31.07 | 4.79 | 2.27 | 0.01 | | | | | | |
| | | 4 Wire Copper Unbundled Sub-Loop Distribution - Zone 3 | | 3 | UEF | UCS4X | 9.10 | 31.07 | 4.79 | 2.27 | 0.01 | | | | | | |
| | | Order Coordination for Unbundled Sub-Loops, per sub-loop pair | | | UEF | USBMC | | 18.92 | 18.92 | | | | | | | | |
| | | Loop tagging Service Level 1, Unbundled Copper Loop, Non-Designed and Distribution Subloops | | | UEF, UEANL | URETL | | 8.92 | 0.88 | | | | | | | | |
| | | Loop Testing - Basic 1st Half Hour | | | UEF | URET1 | | 25.12 | 0.00 | | | | | | | | |

| UNBUNDLED NETWORK ELEMENTS - Georgia | | | | | | | | | | Attachment 2 Exh A: | | Incremental Charge - Manual Svc Order vs. Electronic-Disc 1st | Incremental Charge - Manual Svc Order vs. Electronic-Disc Add'l | Incremental Charge - Manual Svc Order vs. Electronic-Disc 1st | Incremental Charge - Manual Svc Order vs. Electronic-Disc Add'l |
|--------------------------------------|--|---------|------|--|-------|-----------|-------|-------|-------|----------------------------------|--------------------------------------|---|---|---|---|
| CATEGORY | RATE ELEMENTS | Interim | Zone | BCS | USOC | RATES(\$) | | | | Svc Order Submitted Elec per LSR | Svc Order Submitted Manually per LSR | OSS Rates(\$) | | | |
| | | | | | | Rec | First | Add'l | First | Add'l | SOMEc | SOMAN | SOMAN | SOMAN | SOMAN |
| | Loop Testing - Basic Additional Half Hour | | | UEF | URETA | | 13.62 | 13.62 | | | | | | | |
| | Unbundled Sub-Loop Modification | | | | | | | | | | | | | | |
| | Unbundled Sub-Loop Modification - 2-W Copper Dist Load Coil/Equip Removal per 2-W PR | | | UEF | ULM2X | | 0.00 | 0.00 | | | | | | | |
| | Unbundled Sub-loop Modification - 4-W Copper Dist Load Coil/Equip Removal per 4-W PR | | | UEF | ULM4X | | 0.00 | 0.00 | | | | | | | |
| | Unbundled Loop Modification, Removal of bridge Tap, per unbundled loop | | | UEF | ULMBT | | 17.91 | 17.91 | | | | | | | |
| | Unbundled Network Terminating Wire (UNTW) | | | | | | | | | | | | | | |
| | Unbundled Network Terminating Wire (UNTW) per Pair | | | UENTW | UENPP | 0.533 | 25.12 | 12.28 | | | | | | | |
| | Network Interface Device (NID) | | | | | | | | | | | | | | |
| | Network Interface Device (NID) - 1-2 lines | | | UENTW | UND12 | | 32.86 | 20.69 | | | | | | | |
| | Network Interface Device (NID) - 1-6 lines | | | UENTW | UND16 | | 56.03 | 43.86 | | | | | | | |
| | Network Interface Device Cross Connect - 2 W | | | UENTW | UNDC2 | | 2.45 | 2.45 | | | | | | | |
| | Network Interface Device Cross Connect - 4W | | | UENTW | UNDC4 | | 2.45 | 2.45 | | | | | | | |
| | UNE OTHER, PROVISIONING ONLY - NO RATE | | | | | | | | | | | | | | |
| | Unbundled Contact Name, Provisioning Only - no rate | | | UAL, UCL, UDC, UDL, UDN, UEA, UHL, UEANL, UEF, UEQ, UENTW, NTCVG, NTCUD, NTCDD1, USL | UNECN | 0.00 | 0.00 | | | | | | | | |
| | Unbundled DS1 Loop - Superframe Format Option - no rate | | | USL, NTCDD1 | CCOSF | 0.00 | 0.00 | | | | | | | | |
| | Unbundled DS1 Loop - Expanded Superframe Format option - no rate | | | USL, NTCDD1 | CCOEF | 0.00 | 0.00 | | | | | | | | |
| | NID - Dispatch and Service Order for NID installation | | | UENTW | UNDBX | 0.00 | 0.00 | | | | | | | | |
| | UNTW Circuit Establishment, Provisioning Only - No Rate | | | UENTW | UENCE | 0.00 | 0.00 | | | | | | | | |
| | LOOP MAKE-UP | | | | | | | | | | | | | | |
| | Loop Makeup - Preordering Without Reservation, per working or spare facility queried (Manual). | | | UMK | UMKLW | | 15.19 | 15.19 | | | | | | | |
| | Loop Makeup - Preordering With Reservation, per spare facility queried (Manual). | | | UMK | UMKLP | | 19.85 | 19.85 | | | | | | | |
| | Loop Makeup--With or Without Reservation, per working or spare facility queried (Mechanized) | | | UMK | UMKMQ | | 0.82 | 0.82 | | | | | | | |
| | LINE SPLITTING | | | | | | | | | | | | | | |
| | END USER ORDERING-CENTRAL OFFICE BASED | | | | | | | | | | | | | | |
| | Line Splitting - per line activation DLEC owned splitter | | | UEPSR UEPSB | UREOS | 0.61 | | | | | | | | | |
| | Line Splitting - per line activation BST owned - physical | | | UEPSR UEPSB | UREBP | 0.6297 | 20.10 | 12.40 | 7.68 | 4.30 | | | | | |
| | Line Splitting - per line activation BST owned - virtual | | | UEPSR UEPSB | UREBV | 0.6288 | 20.10 | 12.40 | 7.68 | 4.30 | | | | | |
| | UNBUNDLED EXCHANGE ACCESS LOOP | | | | | | | | | | | | | | |
| | 2-WIRE ANALOG VOICE GRADE LOOP | | | | | | | | | | | | | | |
| | UNE Loop Rates for Line Splitting (In Ga. PSC ordered the line splitting loop USOCs match the lower port- loop combo rates UEPLX) | | | | | | | | | | | | | | |
| | 2-Wire Voice Grade Loop (SL1) for Line Splitting - Zone 1 | I | 1 | UEPSR UEPSB | UEALS | 9.56 | 10.05 | 7.36 | 1.37 | 1.28 | | | | | |
| | 2-Wire Voice Grade Loop (SL1) for Line Splitting - Zone 1 | I | 1 | UEPSR UEPSB | UEABS | 9.56 | 10.05 | 7.36 | 1.37 | 1.28 | | | | | |
| | 2-Wire Voice Grade Loop (SL1) for Line Splitting - Zone 2 | I | 2 | UEPSR UEPSB | UEALS | 14.86 | 10.05 | 7.36 | 1.37 | 1.28 | | | | | |
| | 2-Wire Voice Grade Loop (SL1) for Line Splitting - Zone 2 | I | 2 | UEPSR UEPSB | UEABS | 14.86 | 10.05 | 7.36 | 1.37 | 1.28 | | | | | |
| | 2-Wire Voice Grade Loop (SL1)for Line Splitting - Zone 3 | I | 3 | UEPSR UEPSB | UEALS | 31.66 | 10.05 | 7.36 | 1.37 | 1.28 | | | | | |
| | 2-Wire Voice Grade Loop (SL1)for Line Splitting - Zone 3 | I | 3 | UEPSR UEPSB | UEABS | 31.66 | 10.05 | 7.36 | 1.37 | 1.28 | | | | | |
| | PHYSICAL COLLOCATION | | | | | | | | | | | | | | |
| | Physical Collocation-2 Wire Cross Connects (Loop) for Line Splitting | | | UEPSR UEPSB | PE1LS | 0.0197 | 0.00 | 0.00 | | | | | | | |
| | VIRTUAL COLLOCATION | | | | | | | | | | | | | | |
| | Virtual Collocation-2 Wire Cross Connects (Loop) for Line Splitting | | | UEPSR UEPSB | VE1LS | 0.0188 | 0.00 | 0.00 | 0.00 | 0.00 | | | | | |
| | UNBUNDLED DEDICATED TRANSPORT | | | | | | | | | | | | | | |
| | INTEROFFICE CHANNEL - DEDICATED TRANSPORT | | | | | | | | | | | | | | |
| | Interoffice Channel - 2-Wire Voice Grade - per mile | | | U1TVX | 1L5XX | 0.0057 | | | | | | | | | |
| | Interoffice Channel - 2-Wire Voice Grade - Facility Termination | | | U1TVX | U1TV2 | 12.87 | 48.46 | 19.48 | 16.58 | 5.00 | | | | | |
| | Interoffice Channel - 2-Wire Voice Grade Rev Bat. - per mile | | | U1TVX | 1L5XX | 0.0057 | | | | | | | | | |

| UNBUNDLED NETWORK ELEMENTS - Georgia | | | | | | | | | | Attachment 2 Exh A: | | Incremental Charge - Manual Svc Order vs. Electronic-1st | Incremental Charge - Manual Svc Order vs. Electronic-Add'l | Incremental Charge - Manual Svc Order vs. Electronic-Disc 1st | Incremental Charge - Manual Svc Order vs. Electronic-Disc Add'l | |
|--------------------------------------|---------------|--|--|---------|------|------------|-------|-----------|--------------------|----------------------------------|--------------------------------------|--|--|---|---|-------|
| CATEGORY | RATE ELEMENTS | | | Interim | Zone | BCS | USOC | RATES(\$) | | Svc Order Submitted Elec per LSR | Svc Order Submitted Manually per LSR | | | | | |
| | | | | | | | | Rec | Nonrecurring First | Nonrecurring Add'l | Nonrecurring Disconnect First | Nonrecurring Disconnect Add'l | SOMEc | SOMAN | OSS Rates(\$) | |
| | | | | | | | | | | | | | | | SOMAN | SOMAN |
| | | Interoffice Channel - 2-Wire VG Rev Bat. - Facility Termination | | | | U1TVX | U1TR2 | 12.87 | 48.46 | 19.48 | 16.58 | 5.00 | | | | |
| | | Interoffice Channel - 4-Wire Voice Grade - per mile | | | | U1TVX | 1L5XX | 0.0057 | | | | | | | | |
| | | Interoffice Channel - 4-Wire Voice Grade - Facility Termination | | | | U1TVX | U1TV4 | 10.78 | 48.46 | 19.48 | 16.58 | 5.00 | | | | |
| | | Interoffice Channel - 56 kbps - per mile | | | | U1TDX | 1L5XX | 0.0057 | | | | | | | | |
| | | Interoffice Channel - 56 kbps - Facility Termination | | | | U1TDX | U1TD5 | 7.83 | 48.46 | 19.48 | 16.58 | 5.00 | | | | |
| | | Interoffice Channel - 64 kbps - per mile | | | | U1TDX | 1L5XX | 0.0057 | | | | | | | | |
| | | Interoffice Channel - 64 kbps - Facility Termination | | | | U1TDX | U1TD6 | 7.83 | 48.46 | 19.48 | 16.58 | 5.00 | | | | |
| | | Interoffice Channel - DS1 - per mile | | | | U1TD1 | 1L5XX | 0.1154 | | | | | | | | |
| | | Interoffice Channel - DS1 - Facility Termination | | | | U1TD1 | U1TF1 | 34.19 | 111.03 | 80.28 | 31.36 | 21.73 | | | | |
| | | Interoffice Channel - DS3 - per mile | | | | U1TD3 | 1L5XX | 2.53 | | | | | | | | |
| | | Interoffice Channel - DS3 - Facility Termination | | | | U1TD3 | U1TF3 | 342.02 | 320.47 | 86.32 | 66.77 | 52.81 | | | | |
| | | Interoffice Channel - STS-1 - per mile | | | | U1TS1 | 1L5XX | 2.53 | | | | | | | | |
| | | Interoffice Channel - STS-1 - Facility Termination | | | | U1TS1 | U1TFS | 358.67 | 320.47 | 86.32 | 66.77 | 52.81 | | | | |
| UNBUNDLED DARK FIBER | | | | | | | | | | | | | | | | |
| | | Dark Fiber - Interoffice Transport, Per Four Fiber Strands, Per Route Mile Or Fraction Thereof | | | | UDF, UDFCX | 1L5DF | 23.29 | | | | | | | | |
| | | Dark Fiber - Interoffice Transport, Per Four Fiber Strands, Per Route Mile Or Fraction Thereof | | | | UDF, UDFCX | UDF14 | | 1,776.53 | 89.75 | 73.53 | 18.70 | | | | |
| HIGH CAPACITY UNBUNDLED LOCAL LOOP | | | | | | | | | | | | | | | | |
| | | DS-3/STS-1 UNBUNDLED LOCAL LOOP - Stand Alone | | | | | | | | | | | | | | |
| | | DS3 Unbundled Local Loop - per mile | | | | UE3 | 1L5ND | 10.97 | | | | | | | | |
| | | DS3 Unbundled Local Loop - Facility Termination | | | | UE3 | UE3PX | 253.38 | 1,753.23 | 131.90 | 112.91 | 75.88 | | | | |
| | | STS-1 Unbundled Local Loop - per mile | | | | UDLSX | 1L5ND | 10.97 | | | | | | | | |
| | | STS-1 Unbundled Local Loop - Facility Termination | | | | UDLSX | UDLS1 | 305.42 | 1,753.23 | 131.90 | 112.91 | 75.88 | | | | |
| ENHANCED EXTENDED LINK (EELs) | | | | | | | | | | | | | | | | |
| | | Network Elements Used in Combinations | | | | | | | | | | | | | | |
| | | 2-Wire VG Loop (SL2) in Combination - Zone 1 | | 1 | | UNCVX | UEAL2 | 11.57 | 195.94 | 36.38 | 18.42 | 6.86 | | | | |
| | | 2-Wire VG Loop (SL2) in Combination - Zone 2 | | 2 | | UNCVX | UEAL2 | 16.95 | 195.94 | 36.38 | 18.42 | 6.86 | | | | |
| | | 2-Wire VG Loop (SL2) in Combination - Zone 3 | | 3 | | UNCVX | UEAL2 | 33.08 | 195.94 | 36.38 | 18.42 | 6.86 | | | | |
| | | 4-Wire Analog Voice Grade Loop in Combination - Zone 1 | | 1 | | UNCVX | UEAL4 | 17.80 | 195.94 | 36.38 | 18.42 | 6.86 | | | | |
| | | 4-Wire Analog Voice Grade Loop in Combination - Zone 2 | | 2 | | UNCVX | UEAL4 | 21.68 | 195.94 | 36.38 | 18.42 | 6.86 | | | | |
| | | 4-Wire Analog Voice Grade Loop in Combination - Zone 3 | | 3 | | UNCVX | UEAL4 | 30.25 | 195.94 | 36.38 | 18.42 | 6.86 | | | | |
| | | 2-Wire ISDN Loop in Combination - Zone 1 | | 1 | | UNCNX | U1L2X | 19.82 | 195.94 | 36.38 | 18.42 | 6.86 | | | | |
| | | 2-Wire ISDN Loop in Combination - Zone 2 | | 2 | | UNCNX | U1L2X | 26.26 | 195.94 | 36.38 | 18.42 | 6.86 | | | | |
| | | 2-Wire ISDN Loop in Combination - Zone 3 | | 3 | | UNCNX | U1L2X | 42.17 | 195.94 | 36.38 | 18.42 | 6.86 | | | | |
| | | 4-Wire 56Kbps Digital Grade Loop in Combination - Zone 1 | | 1 | | UNCDX | UDL56 | 21.86 | 195.94 | 36.38 | 18.42 | 6.86 | | | | |
| | | 4-Wire 56Kbps Digital Grade Loop in Combination - Zone 2 | | 2 | | UNCDX | UDL56 | 28.36 | 195.94 | 36.38 | 18.42 | 6.86 | | | | |
| | | 4-Wire 56Kbps Digital Grade Loop in Combination - Zone 3 | | 3 | | UNCDX | UDL56 | 38.22 | 195.94 | 36.38 | 18.42 | 6.86 | | | | |
| | | 4-Wire 64Kbps Digital Grade Loop in Combination - Zone 1 | | 1 | | UNCDX | UDL64 | 21.86 | 195.94 | 36.38 | 18.42 | 6.86 | | | | |
| | | 4-Wire 64Kbps Digital Grade Loop in Combination - Zone 2 | | 2 | | UNCDX | UDL64 | 28.36 | 195.94 | 36.38 | 18.42 | 6.86 | | | | |
| | | 4-Wire 64Kbps Digital Grade Loop in Combination - Zone 3 | | 3 | | UNCDX | UDL64 | 38.22 | 195.94 | 36.38 | 18.42 | 6.86 | | | | |
| | | 4-Wire DS1 Digital Loop in Combination - Zone 1 | | 1 | | UNC1X | USLXX | 41.02 | 209.45 | 70.44 | 37.91 | 6.86 | | | | |
| | | 4-Wire DS1 Digital Loop in Combination - Zone 2 | | 2 | | UNC1X | USLXX | 46.41 | 209.45 | 70.44 | 37.91 | 6.86 | | | | |
| | | 4-Wire DS1 Digital Loop in Combination - Zone 3 | | 3 | | UNC1X | USLXX | 62.03 | 209.45 | 70.44 | 37.91 | 6.86 | | | | |
| | | DS3 Local Loop in combination - per mile | | | | UNC3X | 1L5ND | 10.97 | | | | | | | | |
| | | DS3 Local Loop in combination - Facility Termination | | | | UNC3X | UE3PX | 253.38 | 1,260.47 | 628.84 | 41.53 | 20.76 | | | | |
| | | STS-1 Local Loop in combination - per mile | | | | UNC3X | 1L5ND | 10.97 | | | | | | | | |
| | | STS-1 Local Loop in combination - Facility Termination | | | | UNC3X | UDLS1 | 305.42 | 1,260.47 | 628.84 | 41.53 | 20.76 | | | | |
| | | Interoffice Channel in combination - 2-wire VG - per mile | | | | UNCVX | 1L5XX | 0.0057 | | | | | | | | |
| | | Interoffice Channel in combination - 2-wire VG - Facility Termination | | | | UNCVX | U1TV2 | 12.87 | 66.53 | 33.61 | 43.42 | 27.60 | | | | |
| | | Interoffice Channel in combination - 4-wire VG - per mile | | | | UNCVX | 1L5XX | 0.0057 | | | | | | | | |
| | | Interoffice Channel in combination - 4-wire VG - Facility Termination | | | | UNCVX | U1TV4 | 10.78 | 66.53 | 33.61 | 43.42 | 27.60 | | | | |
| | | Interoffice Channel in combination - 4-wire 56 kbps - per mile | | | | UNCDX | 1L5XX | 0.0057 | | | | | | | | |
| | | Interoffice Channel in combination - 4-wire 56 kbps - Facility Termination | | | | UNCDX | U1TD5 | 7.83 | 66.53 | 33.61 | 43.42 | 27.60 | | | | |

| UNBUNDLED NETWORK ELEMENTS - Georgia | | | | | | | | | | Attachment 2 Exh A: | | | | | |
|---|---|---------|------|--|--------|-----------|--------------|-------|-------------------------|----------------------------------|--------------------------------------|--|--|---|---|
| CATEGORY | RATE ELEMENTS | Interim | Zone | BCS | USOC | RATES(\$) | | | | Svc Order Submitted Elec per LSR | Svc Order Submitted Manually per LSR | Incremental Charge - Manual Svc Order vs. Electronic-1st | Incremental Charge - Manual Svc Order vs. Electronic-Add'l | Incremental Charge - Manual Svc Order vs. Electronic-Disc 1st | Incremental Charge - Manual Svc Order vs. Electronic-Disc Add'l |
| | | | | | | Rec | Nonrecurring | | Nonrecurring Disconnect | | | OSS Rates(\$) | | | |
| | | | | | | | First | Add'l | First | Add'l | SOMEc | SOMAN | SOMAN | SOMAN | SOMAN |
| | Interoffice Channel in combination - 4-wire 64 kbps - per mile | | | UNCDX | 1L5XX | 0.0057 | | | | | | | | | |
| | Interoffice Channel in combination - 4-wire 64 kbps - Facility Termination | | | UNCDX | U1TD6 | 7.83 | 66.53 | 33.61 | 43.42 | 27.60 | | | | | |
| | Interoffice Channel in combination - DS1 - per mile | | | UNC1X | 1L5XX | 0.1154 | | | | | | | | | |
| | Interoffice Channel in combination - DS1 Facility Termination | | | UNC1X | U1TF1 | 34.19 | 87.76 | 45.73 | 43.80 | 27.97 | | | | | |
| | Interoffice Channel in combination - DS3 - per mile | | | UNC3X | 1L5XX | 2.53 | | | | | | | | | |
| | Interoffice Channel in combination - DS3 - Facility Termination | | | UNC3X | U1TF3 | 342.02 | 325.91 | 77.07 | 49.56 | 32.88 | | | | | |
| | Interoffice Channel in combination - STS-1 - per mile | | | UNC3X | 1L5XX | 2.53 | | | | | | | | | |
| | Interoffice Channel in combination - STS-1 Facility Termination | | | UNC3X | U1TFS | 358.67 | 325.91 | 77.07 | 49.56 | 32.88 | | | | | |
| ADDITIONAL NETWORK ELEMENTS | | | | | | | | | | | | | | | |
| | Optional Features & Functions: | | | | | | | | | | | | | | |
| | Clear Channel Capability Extended Frame Option - per DS1 | I | | U1TD1, ULDD1, UNC1X | CCOEF | | 0.00 | 0.00 | 0.00 | 0.00 | | | | | |
| | Clear Channel Capability Super FrameOption - per DS1 | I | | U1TD1, ULDD1, UNC1X | CCOSF | | 0.00 | 0.00 | 0.00 | 0.00 | | | | | |
| | Clear Channel Capability (SF/ESF) Option - Subsequent Activity - per DS1 | I | | ULDD1, U1TD1, UNC1X, USL | NRCCC | | 184.62 | 23.78 | 2.03 | 0.79 | | | | | |
| | C-bit Parity Option - Subsequent Activity - per DS3 | i | | U1TD3, ULDD3, UE3, UNC3X | NRCCC3 | | 218.74 | 7.66 | 0.7591 | 0.00 | | | | | |
| | DS1/DS0 Channel System | | | UNC1X | MQ1 | 69.75 | 86.10 | | | | | | | | |
| | DS3/DS1Channel System | | | UNC3X, UNC3X | MQ3 | 121.90 | | | | | | | | | |
| | Voice Grade COCI in combination | | | UNCVX | 1D1VG | 0.4689 | 27.33 | 2.90 | 16.86 | 1.04 | | | | | |
| | Voice Grade COCI - for Stand Alone Local Loop | | | UEA | 1D1VG | 0.4689 | 27.33 | 2.90 | 16.86 | 1.04 | | | | | |
| | Voice Grade COCI - for connection to a channelized DS1 Local Channel in the same SWC as collocation | | | U1TUC | 1D1VG | 0.4689 | 27.33 | 2.90 | 16.86 | 1.04 | | | | | |
| | OCU-DP COCI (2.4-64kbs) in combination | | | UNCDX | 1D1DD | 0.9963 | 27.33 | 2.90 | 16.86 | 1.04 | | | | | |
| | OCU-DP COCI (2.4-64kbs) - for Stand Alone Local Loop | | | UDL | 1D1DD | 0.9963 | 27.33 | 2.90 | 16.86 | 1.04 | | | | | |
| | OCU-DP COCI (2.4-64kbs) - for connection to a channelized DS1 Local Channel in the same SWC as collocation | | | U1TUD | 1D1DD | 0.9963 | 27.33 | 2.90 | 16.86 | 1.04 | | | | | |
| | 2-wire ISDN COCI (BRITE) in combination | | | UNCNX | UC1CA | 1.66 | 27.33 | 2.90 | 16.86 | 1.04 | | | | | |
| | 2-wire ISDN COCI (BRITE) - for a Local Loop | | | UDN | UC1CA | 1.66 | 27.33 | 2.90 | 16.86 | 1.04 | | | | | |
| | 2-wire ISDN COCI (BRITE) - for connection to a channelized DS1 Local Channel in the same SWC as collocation | | | U1TUB | UC1CA | 1.66 | 27.33 | 2.90 | 16.86 | 1.04 | | | | | |
| | DS1 COCI in combination | | | UNC1X | UC1D1 | 7.35 | 27.33 | 2.90 | 16.86 | 1.04 | | | | | |
| | DS1 COCI - for Stand Alone Local Channel | | | ULDD1 | UC1D1 | 7.35 | 27.33 | 2.90 | 16.86 | 1.04 | | | | | |
| | DS1 COCI - for Stand Alone Interoffice Channel | | | U1TD1 | UC1D1 | 7.35 | 27.33 | 2.90 | 16.86 | 1.04 | | | | | |
| | DS1 COCI - for Stand Alone Local Loop | | | USL | UC1D1 | 7.35 | 27.33 | 2.90 | 16.86 | 1.04 | | | | | |
| | DS1 COCI - for connection to a channelized DS1 Local Channel in the same SWC as collocation | | | U1TUA | UC1D1 | 7.35 | 27.33 | 2.90 | 16.86 | 1.04 | | | | | |
| | Wholesale to UNE, Switch-As-Is Conversion Charge | | | UNCVX, U1TVX, UNCDX, U1TDX, UNC1X, U1TD1, UNC3X, U1TD3, UNC3X, U1TS1, UDF, UDFCX | UNCCC | | 5.70 | 5.70 | | | | | | | |
| | Unbundled Misc Rate Element, SNE SAI, Single Network Element - Switch As Is Non-recurring Charge, per circuit (LSR) | I | | U1TVX, U1TDX, U1TD1, U1TD3, U1TS1, UDF, UE3 | URES | | 36.95 | 16.17 | | | | | | | |
| | Unbundled Misc Rate Element, SNE SAI, Single Network Element - Switch As Is Non-recurring Charge, incremental charge per circuit on a spreadsheet | i | | U1TVX, U1TDX, U1TD1, U1TD3, U1TS1, UDF, UE3 | URES | | 1.49 | 1.49 | | | | | | | |
| | UNE Reconfiguration Change Charge per Circuit | I | | UNC1X | URERC | | 35.00 | 35.00 | | | | | | | |
| | UNE Reconfiguration Change Charge per Circuit Project Managed | I | | UNC1X | URERP | | 1.49 | 1.49 | | | | | | | |
| Access to DCS - Customer Reconfiguration (FlexServ) | | | | | | | | | | | | | | | |
| | Customer Reconfiguration Establishment | | | | | | 1.40 | | 1.63 | | | | | | |
| | DS1 DCS Termination with DS0 Switching | | | | | 19.65 | 24.90 | 18.92 | 15.04 | 11.95 | | | | | |
| | DS1 DCS Termination with DS1 Switching | | | | | 7.09 | 18.18 | 12.20 | 11.14 | 8.05 | | | | | |

| UNBUNDLED NETWORK ELEMENTS - Georgia | | | | | | | | | | | | Attachment 2 Exh A: | | | | | |
|--------------------------------------|---|---------|------|--|-------|-----------|--------------|--------|-------------------------|----------------------------------|--------------------------------------|--|--|---|---|-------|--|
| CATEGORY | RATE ELEMENTS | Interim | Zone | BCS | USOC | RATES(\$) | | | | Svc Order Submitted Elec per LSR | Svc Order Submitted Manually per LSR | Incremental Charge - Manual Svc Order vs. Electronic-1st | Incremental Charge - Manual Svc Order vs. Electronic-Add'l | Incremental Charge - Manual Svc Order vs. Electronic-Disc 1st | Incremental Charge - Manual Svc Order vs. Electronic-Disc Add'l | | |
| | | | | | | | Nonrecurring | | Nonrecurring Disconnect | | OSS Rates(\$) | | | | | | |
| | | | | | | Rec | First | Add'l | First | Add'l | SOMEc | SOMAN | SOMAN | SOMAN | SOMAN | SOMAN | |
| | DS3 DCS Termination with DS1 Switching | | | | | 125.62 | 24.90 | 18.92 | 15.04 | 11.95 | | | | | | | |
| | Node (SynchroNet) | | | | | | | | | | | | | | | | |
| | Node per month | | | UNCDX | UNCNT | 13.98 | | | | | | | | | | | |
| | Service Rearrangements | | | | | | | | | | | | | | | | |
| | NRC - Change in Facility Assignment per circuit Service Rearrangement | I | | U1TVX, U1TDX, UEA, UDL, U1TUC, U1TUD, U1TUB, ULDVX, ULDDX, UNCVX, UNCDX, UNC1X | URETD | | 100.91 | 42.97 | | | | | | | | | |
| | NRC - Change in Facility Assignment per circuit Project Management (added to CFA per circuit if project managed) | I | | U1TVX, U1TDX, UEA, UDL, U1TUC, U1TUD, U1TUB, ULDVX, ULDDX, UNCVX, UNCDX, UNC1X | URETB | | 1.28 | 1.28 | | | | | | | | | |
| | NRC - Order Coordination Specific Time - Dedicated Transport | I | | UNC1X | OCOSR | | 18.89 | 18.89 | | | | | | | | | |
| SIGNALING (CCS7) | | | | | | | | | | | | | | | | | |
| | NOTE: "bk" beside a rate indicates that the parties have agreed to bill and keep for that element pursuant to the terms and conditions in Attachment 3. | | | | | | | | | | | | | | | | |
| | CCS7 Signaling Usage, Per TCAP Message | | | | | 0.00087bk | | | | | | | | | | | |
| | CCS7 Signaling Usage, Per ISUP Message (same as E.3.3) | | | | | .00bk | | | | | | | | | | | |
| LNP Query Service | | | | | | | | | | | | | | | | | |
| | LNP Charge Per query | | | | | 0.0008034 | | | | | | | | | | | |
| | LNP Service Establishment Manual | | | | | | 12.49 | | 11.09 | | | | | | | | |
| | LNP Service Provisioning with Point Code Establishment | | | | | | 574.87 | 293.68 | 251.47 | 184.91 | | | | | | | |
| 911 PBX LOCATE | | | | | | | | | | | | | | | | | |
| | 911 PBX LOCATE DATABASE CAPABILITY | | | | | | | | | | | | | | | | |
| | Service Establishment per CLEC per End User Account | | | 9PBDC | 9PBEU | | 1,825.00 | | | | | | | | | | |
| | Changes to TN Range or Customer Profile | | | 9PBDC | 9PBTN | | 182.67 | | | | | | | | | | |
| | Per Telephone Number (Monthly) | | | 9PBDC | 9PBMM | 0.07 | | | | | | | | | | | |
| | Change Company (Service Provider) ID | | | 9PBDC | 9PBPC | | 536.23 | | | | | | | | | | |
| | PBX Locate Service Support per CLEC (Monthlt) | | | 9PBDC | 9PBMR | 176.96 | | | | | | | | | | | |
| | Service Order Charge | | | 9PBDC | 9PBSC | | 11.73 | | | | | | | | | | |
| | 911 PBX LOCATE TRANSPORT COMPONENT | | | | | | | | | | | | | | | | |
| | See Att 3 | | | | | | | | | | | | | | | | |
| | Note: Rates displaying an "I" in Interim column are interim as a result of a Commission order. | | | | | | | | | | | | | | | | |

| UNBUNDLED NETWORK ELEMENTS - Kentucky | | | | | | | | | | | | | | Attachment 2 Exh A: | | | |
|--|---|---------|------|---|--------|-----------|--------------|-------|-------------------------|----------------------------------|--------------------------------------|--|--|---|---|-------|--|
| CATEGORY | RATE ELEMENTS | Interim | Zone | BCS | USOC | RATES(\$) | | | | Svc Order Submitted Elec per LSR | Svc Order Submitted Manually per LSR | Incremental Charge - Manual Svc Order vs. Electronic-1st | Incremental Charge - Manual Svc Order vs. Electronic-Add'l | Incremental Charge - Manual Svc Order vs. Electronic-Disc 1st | Incremental Charge - Manual Svc Order vs. Electronic-Disc Add'l | | |
| | | | | | | Rec | Nonrecurring | | Nonrecurring Disconnect | | OSS Rates(\$) | | | | | | |
| | | | | | | | First | Add'l | First | Add'l | SOME C | SOMAN | SOMAN | SOMAN | SOMAN | SOMAN | |
| The "Zone" shown in the sections for stand-alone loops or loops as part of a combination refers to Geographically Deaveraged UNE Zones. To view Geographically Deaveraged UNE Zone Designations by Central Office, refer to internet Website: http://www.interconnection.bellsouth.com/become_a_clec/html/interconnection.htm | | | | | | | | | | | | | | | | | |
| OPERATIONS SUPPORT SYSTEMS (OSS) - "REGIONAL RATES" | | | | | | | | | | | | | | | | | |
| NOTE: (1) CLEC should contact its contract negotiator if it prefers the "state specific" OSS charges as ordered by the State Commissions. The OSS charges currently contained in this rate exhibit are the BellSouth "regional" service ordering charges. CLEC may elect either the state specific Commission ordered rates for the service ordering charges, or CLEC may elect the regional service ordering charge, however, CLEC can not obtain a mixture of the two regardless if CLEC has a interconnection contract established in | | | | | | | | | | | | | | | | | |
| NOTE: (2) Any element that can be ordered electronically will be billed according to the SOME C rate listed in this category. Please refer to BellSouth's Local Ordering Handbook (LOH) to determine if a product can be ordered electronically. For those elements that cannot be ordered electronically at present per the LOH, the listed SOME C rate in this category reflects the charge that would be billed to a CLEC once electronic ordering capabilities come on-line for that element. Otherwise, the manual ordering charge, | | | | | | | | | | | | | | | | | |
| | OSS - Electronic Service Order Charge, Per Local Service Request (LSR) - UNE Only | | | | SOME C | | 3.50 | 0.00 | 3.50 | 0.00 | | | | | | | |
| | OSS - Manual Service Order Charge, Per Local Service Request (LSR) - UNE Only | | | | SOMAN | | 7.86 | 0.00 | 0.99 | 0.00 | | | | | | | |
| UNE SERVICE DATE ADVANCEMENT CHARGE | | | | | | | | | | | | | | | | | |
| NOTE: The Expedite charge will be maintained commensurate with BellSouth's FCC No.1 Tariff, Section 5 as applicable. | | | | | | | | | | | | | | | | | |
| | | | | UAL, UEANL, UCL, UEF, UDF, UEQ, UDL, UENTW, UDN, UEA, UHL, ULC, USL, U1T12, U1T48, U1TD1, U1TD3, U1TDX, U1TO3, U1TS1, U1TVX, UC1BC, UC1BL, UC1CC, UC1CL, UC1DC, UC1DL, UC1EC, UC1EL, UC1FC, UC1FL, UC1GC, UC1GL, UC1HC, UC1HL, UDL12, UDL48, UDLO3, UDLSX, UE3, ULD12, ULD48, ULDD1, ULDD3, ULDDX, ULDO3, ULDS1, ULDVX, UNC1X, UNC3X, UNCDX, UNCNX, UNCSX, UNCVX, UNLD1, UNLD3, UXTD1, UXTD3, UXTS1, U1TUC, U1TUD, U1TUB, U1TUA, NTCVG, NTCUD, NTCDD1 | SDASP | | 200.00 | | | | | | | | | | |
| UNE Expedite Charge per Circuit or Line Assignable USOC, per Day | | | | | | | | | | | | | | | | | |
| ORDER MODIFICATION CHARGE | | | | | | | | | | | | | | | | | |
| | Order Modification Charge (OMC) | | | | | | 33.37 | 0.00 | 0.00 | 0.00 | | | | | | | |
| | Order Modification Additional Dispatch Charge (OMCAD) | | | | | | 150.00 | 0.00 | 0.00 | 0.00 | | | | | | | |
| UNBUNDLED EXCHANGE ACCESS LOOP | | | | | | | | | | | | | | | | | |
| 2-WIRE ANALOG VOICE GRADE LOOP | | | | | | | | | | | | | | | | | |
| | 2-Wire Analog Voice Grade Loop - Service Level 1- Zone 1 | | 1 | UEANL | UEAL2 | 10.56 | 46.66 | 22.57 | 26.65 | 7.65 | | | | | | | |
| | 2-Wire Analog Voice Grade Loop - Service Level 1- Zone 2 | | 2 | UEANL | UEAL2 | 15.34 | 46.66 | 22.57 | 26.65 | 7.65 | | | | | | | |
| | 2-Wire Analog Voice Grade Loop - Service Level 1- Zone 3 | | 3 | UEANL | UEAL2 | 31.11 | 46.66 | 22.57 | 26.65 | 7.65 | | | | | | | |
| | 2-Wire Analog Voice Grade Loop - Service Level 1- Zone 1 | | 1 | UEANL | UEASL | 10.56 | 46.66 | 22.57 | 26.65 | 7.65 | | | | | | | |
| | 2-Wire Analog Voice Grade Loop - Service Level 1- Zone 2 | | 2 | UEANL | UEASL | 15.34 | 46.66 | 22.57 | 26.65 | 7.65 | | | | | | | |
| | 2-Wire Analog Voice Grade Loop - Service Level 1- Zone 3 | | 3 | UEANL | UEASL | 31.11 | 46.66 | 22.57 | 26.65 | 7.65 | | | | | | | |
| | Unbundled Miscellaneous Rate Element, Tag Loop at End User Premise | | | UEANL | URETL | | 8.93 | 0.88 | | | | | | | | | |
| | Loop Testing - Basic 1st Half Hour | | | UEANL | URET1 | | 46.88 | 0.00 | | | | | | | | | |

| UNBUNDLED NETWORK ELEMENTS - Kentucky | | | | | | | | | | Attachment 2 Exh A: | | Incremental Charge - Manual Svc Order vs. Electronic-Disc 1st | Incremental Charge - Manual Svc Order vs. Electronic-Disc Add'l | Incremental Charge - Manual Svc Order vs. Electronic-Disc 1st | Incremental Charge - Manual Svc Order vs. Electronic-Disc Add'l |
|---------------------------------------|---|---------|------|------------|--------|-----------|--------|--------|-------|----------------------------------|--------------------------------------|---|---|---|---|
| CATEGORY | RATE ELEMENTS | Interim | Zone | BCS | USOC | RATES(\$) | | | | Svc Order Submitted Elec per LSR | Svc Order Submitted Manually per LSR | OSS Rates(\$) | | | |
| | | | | | | Rec | First | Add'l | First | Add'l | SOMEc | SOMAN | SOMAN | SOMAN | SOMAN |
| | Loop Testing - Basic Additional Half Hour | | | UEANL | URETA | | 24.16 | 24.16 | | | | | | | |
| | CLEC to CLEC Conversion Charge Without Outside Dispatch (UVL-SL1) | | | UEANL | UREWO | | 15.78 | 8.94 | | | | | | | |
| | Unbundled Voice Loop, Non-Design Voice Loop, billing for BST providing make-up (Engineering Information - E.I.) | | | UEANL | UEANM | | 13.49 | 13.49 | | | | | | | |
| | Manual Order Coordination for UVL-SL1s (per loop) | | | UEANL | UEAMC | | 9.00 | 9.00 | | | | | | | |
| | Order Coordination for Specified Conversion Time for UVL-SL1 (per LSR) | | | UEANL | OCOSL | | 23.01 | 23.01 | | | | | | | |
| | 2-WIRE Unbundled COPPER LOOP | | | | | | | | | | | | | | |
| | 2-Wire Unbundled Copper Loop - Non-Designed Zone 1 | | 1 | UEQ | UEQ2X | 10.58 | 44.97 | 20.89 | 25.64 | 6.65 | | | | | |
| | 2 Wire Unbundled Copper Loop - Non-Designed - Zone 2 | | 2 | UEQ | UEQ2X | 11.51 | 44.97 | 20.89 | 25.64 | 6.65 | | | | | |
| | 2 Wire Unbundled Copper Loop - Non-Designed - Zone 3 | | 3 | UEQ | UEQ2X | 13.19 | 44.97 | 20.89 | 25.64 | 6.65 | | | | | |
| | Unbundled Miscellaneous Rate Element, Tag Loop at End User Premise | | | UEQ | URETL | | 8.93 | 0.88 | | | | | | | |
| | Manual Order Coordination 2 Wire Unbundled Copper Loop - Non-Designed (per loop) | | | UEQ | USBMC | | 9.00 | 9.00 | | | | | | | |
| | Unbundled Copper Loop, Non-Design Copper Loop, billing for BST providing make-up (Engineering Information - E.I.) | | | UEQ | UEQMU | | 13.49 | 13.49 | | | | | | | |
| | Loop Testing - Basic 1st Half Hour | | | UEQ | URET1 | | 46.88 | 0.00 | | | | | | | |
| | Loop Testing - Basic Additional Half Hour | | | UEQ | URETA | | 24.16 | 24.16 | | | | | | | |
| | CLEC to CLEC Conversion Charge Without Outside Dispatch (UCL-ND) | | | UEQ | UREWO | | 14.27 | 7.43 | | | | | | | |
| | UNBUNDLED EXCHANGE ACCESS LOOP | | | | | | | | | | | | | | |
| | 2-WIRE ANALOG VOICE GRADE LOOP | | | | | | | | | | | | | | |
| | 2-Wire Analog Voice Grade Loop - Service Level 2 w/Loop or Ground Start Signaling - Zone 1 | | 1 | UEA, NTCVG | UEAL2 | 12.67 | 134.89 | 81.87 | 73.65 | 14.88 | | | | | |
| | 2-Wire Analog Voice Grade Loop - Service Level 2 w/Loop or Ground Start Signaling - Zone 2 | | 2 | UEA, NTCVG | UEAL2 | 17.45 | 134.89 | 81.87 | 73.65 | 14.88 | | | | | |
| | 2-Wire Analog Voice Grade Loop - Service Level 2 w/Loop or Ground Start Signaling - Zone 3 | | 3 | UEA, NTCVG | UEAL2 | 33.22 | 134.89 | 81.87 | 73.65 | 14.88 | | | | | |
| | 2-Wire Analog Voice Grade Loop - Service Level 2 w/Reverse Battery Signaling - Zone 1 | | 1 | UEA, NTCVG | UEAR2 | 12.67 | 134.89 | 81.87 | 73.65 | 14.88 | | | | | |
| | 2-Wire Analog Voice Grade Loop - Service Level 2 w/Reverse Battery Signaling - Zone 2 | | 2 | UEA, NTCVG | UEAR2 | 17.45 | 134.89 | 81.87 | 73.65 | 14.88 | | | | | |
| | 2-Wire Analog Voice Grade Loop - Service Level 2 w/Reverse Battery Signaling - Zone 3 | | 3 | UEA, NTCVG | UEAR2 | 33.22 | 134.89 | 81.87 | 73.65 | 14.88 | | | | | |
| | Switch-As-Is Conversion rate per UNE Loop, Single LSR, (per DS0) | | | UEA, NTCVG | URES L | | 24.96 | 3.52 | | | | | | | |
| | Switch-As-Is Conversion rate per UNE Loop, Spreadsheet, (per DS0) | | | UEA, NTCVG | URES P | | 26.44 | 5.01 | | | | | | | |
| | CLEC to CLEC Conversion Charge without outside dispatch | | | UEA, NTCVG | UREWO | | 87.72 | 36.36 | | | | | | | |
| | Loop Tagging - Service Level 2 (SL2) | | | UEA, NTCVG | URETL | | 11.21 | 1.10 | | | | | | | |
| | 4-WIRE ANALOG VOICE GRADE LOOP | | | | | | | | | | | | | | |
| | 4-Wire Analog Voice Grade Loop - Zone 1 | | 1 | UEA, NTCVG | UEAL4 | 29.26 | 164.11 | 112.36 | 78.91 | 18.66 | | | | | |
| | 4-Wire Analog Voice Grade Loop - Zone 2 | | 2 | UEA, NTCVG | UEAL4 | 34.25 | 164.11 | 112.36 | 78.91 | 18.66 | | | | | |
| | 4-Wire Analog Voice Grade Loop - Zone 3 | | 3 | UEA, NTCVG | UEAL4 | 85.06 | 164.11 | 112.36 | 78.91 | 18.66 | | | | | |
| | Switch-As-Is Conversion rate per UNE Loop, Single LSR, (per DS0) | | | UEA, NTCVG | URES L | | 24.96 | 3.52 | | | | | | | |
| | Switch-As-Is Conversion rate per UNE Loop, Spreadsheet, (per DS0) | | | UEA, NTCVG | URES P | | 26.44 | 5.01 | | | | | | | |
| | CLEC to CLEC Conversion Charge without outside dispatch | | | UEA, NTCVG | UREWO | | 87.72 | 36.36 | | | | | | | |
| | 2-WIRE ISDN DIGITAL GRADE LOOP | | | | | | | | | | | | | | |
| | 2-Wire ISDN Digital Grade Loop - Zone 1 | | 1 | UDN | U1L2X | 18.44 | 146.77 | 95.02 | 71.38 | 13.83 | | | | | |
| | 2-Wire ISDN Digital Grade Loop - Zone 2 | | 2 | UDN | U1L2X | 25.08 | 146.77 | 95.02 | 71.38 | 13.83 | | | | | |
| | 2-Wire ISDN Digital Grade Loop - Zone 3 | | 3 | UDN | U1L2X | 42.87 | 146.77 | 95.02 | 71.38 | 13.83 | | | | | |
| | CLEC to CLEC Conversion Charge without outside dispatch | | | UDN | UREWO | | 91.63 | 44.16 | | | | | | | |
| | 2-WIRE ASYMMETRICAL DIGITAL SUBSCRIBER LINE (ADSL) COMPATIBLE LOOP | | | | | | | | | | | | | | |
| | 2 Wire Unbundled ADSL Loop including manual service inquiry & facility reservation - Zone 1 | | 1 | UAL | UAL2X | 10.82 | 141.98 | 79.73 | 69.02 | 11.47 | | | | | |

| UNBUNDLED NETWORK ELEMENTS - Kentucky | | | | | | | | | | Attachment 2 Exh A: | | Incremental Charge - Manual Svc Order vs. Electronic-Disc 1st | Incremental Charge - Manual Svc Order vs. Electronic-Disc Add'l |
|--|---|---------|------|------------|-------|-----------|--------------|--------|-------------------------|----------------------------------|--------------------------------------|---|---|
| CATEGORY | RATE ELEMENTS | Interim | Zone | BCS | USOC | RATES(\$) | | | | Svc Order Submitted Elec per LSR | Svc Order Submitted Manually per LSR | Incremental Charge - Manual Svc Order vs. Electronic-Disc 1st | Incremental Charge - Manual Svc Order vs. Electronic-Disc Add'l |
| | | | | | | Rec | Nonrecurring | | Nonrecurring Disconnect | | | OSS Rates(\$) | |
| | | | | | | | First | Add'l | First | Add'l | SOMEc | SOMAN | SOMAN |
| | 2 Wire Unbundled ADSL Loop including manual service inquiry & facility reservation - Zone 2 | | 2 | UAL | UAL2X | 11.79 | 141.98 | 79.73 | 69.02 | 11.47 | | | |
| | 2 Wire Unbundled ADSL Loop including manual service inquiry & facility reservation - Zone 3 | | 3 | UAL | UAL2X | 12.87 | 141.98 | 79.73 | 69.02 | 11.47 | | | |
| | 2 Wire Unbundled ADSL Loop without manual service inquiry & facility reservation - Zone 1 | | 1 | UAL | UAL2W | 10.82 | 121.18 | 69.00 | 69.09 | 11.54 | | | |
| | 2 Wire Unbundled ADSL Loop without manual service inquiry & facility reservation - Zone 2 | | 2 | UAL | UAL2W | 11.79 | 121.18 | 69.00 | 69.09 | 11.54 | | | |
| | 2 Wire Unbundled ADSL Loop without manual service inquiry & facility reservation - Zone 3 | | 3 | UAL | UAL2W | 12.87 | 121.18 | 69.00 | 69.09 | 11.54 | | | |
| | CLEC to CLEC Conversion Charge without outside dispatch | | | UAL | UREWO | | 86.20 | 40.40 | | | | | |
| 2-WIRE HIGH BIT RATE DIGITAL SUBSCRIBER LINE (HDSL) COMPATIBLE LOOP | | | | | | | | | | | | | |
| | 2 Wire Unbundled HDSL Loop including manual service inquiry & facility reservation - Zone 1 | | 1 | UHL | UHL2X | 8.75 | 151.54 | 89.29 | 69.09 | 11.54 | | | |
| | 2 Wire Unbundled HDSL Loop including manual service inquiry & facility reservation - Zone 2 | | 2 | UHL | UHL2X | 9.56 | 151.54 | 89.29 | 69.09 | 11.54 | | | |
| | 2 Wire Unbundled HDSL Loop including manual service inquiry & facility reservation - Zone 3 | | 3 | UHL | UHL2X | 10.61 | 151.54 | 89.29 | 69.09 | 11.54 | | | |
| | 2 Wire Unbundled HDSL Loop without manual service inquiry and facility reservation - Zone 1 | | 1 | UHL | UHL2W | 8.75 | 130.74 | 78.56 | 69.09 | 11.54 | | | |
| | 2 Wire Unbundled HDSL Loop without manual service inquiry and facility reservation - Zone 2 | | 2 | UHL | UHL2W | 9.56 | 130.74 | 78.56 | 69.09 | 11.54 | | | |
| | 2 Wire Unbundled HDSL Loop without manual service inquiry and facility reservation - Zone 3 | | 3 | UHL | UHL2W | 10.61 | 130.74 | 78.56 | 69.09 | 11.54 | | | |
| | CLEC to CLEC Conversion Charge without outside dispatch | | | UHL | UREWO | | 86.14 | 40.40 | | | | | |
| 4-WIRE HIGH BIT RATE DIGITAL SUBSCRIBER LINE (HDSL) COMPATIBLE LOOP | | | | | | | | | | | | | |
| | 4 Wire Unbundled HDSL Loop including manual service inquiry and facility reservation - Zone 1 | | 1 | UHL | UHL4X | 13.95 | 185.75 | 123.50 | 74.95 | 14.69 | | | |
| | 4-Wire Unbundled HDSL Loop including manual service inquiry and facility reservation - Zone 2 | | 2 | UHL | UHL4X | 15.68 | 185.75 | 123.50 | 74.95 | 14.69 | | | |
| | 4-Wire Unbundled HDSL Loop including manual service inquiry and facility reservation - Zone 3 | | 3 | UHL | UHL4X | 16.98 | 185.75 | 123.50 | 74.95 | 14.69 | | | |
| | 4-Wire Unbundled HDSL Loop without manual service inquiry and facility reservation - Zone 1 | | 1 | UHL | UHL4W | 13.95 | 164.95 | 114.04 | 77.32 | 15.80 | | | |
| | 4-Wire Unbundled HDSL Loop without manual service inquiry and facility reservation - Zone 2 | | 2 | UHL | UHL4W | 15.68 | 164.95 | 114.04 | 77.32 | 15.80 | | | |
| | 4-Wire Unbundled HDSL Loop without manual service inquiry and facility reservation - Zone 3 | | 3 | UHL | UHL4W | 16.98 | 164.95 | 114.04 | 77.32 | 15.80 | | | |
| | CLEC to CLEC Conversion Charge without outside dispatch | | | UHL | UREWO | | 86.14 | 40.40 | | | | | |
| 4-WIRE DS1 DIGITAL LOOP | | | | | | | | | | | | | |
| | 4-Wire DS1 Digital Loop - Zone 1 | | 1 | USL, NTCd1 | USLXX | 86.47 | 306.69 | 174.44 | 65.83 | 14.55 | | | |
| | 4-Wire DS1 Digital Loop - Zone 2 | | 2 | USL, NTCd1 | USLXX | 114.10 | 306.69 | 174.44 | 65.83 | 14.55 | | | |
| | 4-Wire DS1 Digital Loop - Zone 3 | | 3 | USL, NTCd1 | USLXX | 297.76 | 306.69 | 174.44 | 65.83 | 14.55 | | | |
| | Switch-As-Is Conversion rate per UNE Loop, Single LSR, (per DS1) | | | USL, NTCd1 | URES | | 24.96 | 3.52 | | | | | |
| | Switch-As-Is Conversion rate per UNE Loop, Spreadsheet, (per DS1) | | | USL, NTCd1 | URES | | 26.44 | 5.01 | | | | | |
| | CLEC to CLEC Conversion Charge without outside dispatch | | | USL, NTCd1 | UREWO | | 101.09 | 43.04 | | | | | |
| 4-WIRE 19.2, 56 OR 64 KBPS DIGITAL GRADE LOOP | | | | | | | | | | | | | |
| | 4 Wire Unbundled Digital Loop 2.4 Kbps | | 1 | UDL, NTCUD | UDL2X | 27.59 | 157.81 | 106.06 | 78.91 | 18.66 | | | |
| | 4 Wire Unbundled Digital Loop 2.4 Kbps | | 2 | UDL, NTCUD | UDL2X | 32.48 | 157.81 | 106.06 | 78.91 | 18.66 | | | |
| | 4 Wire Unbundled Digital Loop 2.4 Kbps | | 3 | UDL, NTCUD | UDL2X | 36.37 | 157.81 | 106.06 | 78.91 | 18.66 | | | |
| | 4 Wire Unbundled Digital Loop 4.8 Kbps | | 1 | UDL, NTCUD | UDL4X | 27.59 | 157.81 | 106.06 | 78.91 | 18.66 | | | |
| | 4 Wire Unbundled Digital Loop 4.8 Kbps | | 2 | UDL, NTCUD | UDL4X | 32.48 | 157.81 | 106.06 | 78.91 | 18.66 | | | |
| | 4 Wire Unbundled Digital Loop 4.8 Kbps | | 3 | UDL, NTCUD | UDL4X | 36.37 | 157.81 | 106.06 | 78.91 | 18.66 | | | |
| | 4 Wire Unbundled Digital Loop 9.6 Kbps | | 1 | UDL, NTCUD | UDL9X | 27.59 | 157.81 | 106.06 | 78.91 | 18.66 | | | |
| | 5 Wire Unbundled Digital Loop 9.6 Kbps | | 2 | UDL, NTCUD | UDL9X | 32.48 | 157.81 | 106.06 | 78.91 | 18.66 | | | |
| | 6 Wire Unbundled Digital Loop 9.6 Kbps | | 3 | UDL, NTCUD | UDL9X | 36.37 | 157.81 | 106.06 | 78.91 | 18.66 | | | |
| | 4 Wire Unbundled Digital 19.2 Kbps | | 1 | UDL, NTCUD | UDL19 | 27.59 | 157.81 | 106.06 | 78.91 | 18.66 | | | |

| UNBUNDLED NETWORK ELEMENTS - Kentucky | | | | | | | | | | | Attachment 2 Exh A: | | Incremental Charge - Manual Svc Order vs. Electronic-1st | Incremental Charge - Manual Svc Order vs. Electronic-Add'l | Incremental Charge - Manual Svc Order vs. Electronic-Disc 1st | Incremental Charge - Manual Svc Order vs. Electronic-Disc Add'l |
|---------------------------------------|--|---------|------|--|-------|-----------|--------------|--------|-------------------------|-------|----------------------------------|--------------------------------------|--|--|---|---|
| CATEGORY | RATE ELEMENTS | Interim | Zone | BCS | USOC | RATES(\$) | | | | | Svc Order Submitted Elec per LSR | Svc Order Submitted Manually per LSR | OSS Rates(\$) | | | |
| | | | | | | Rec | Nonrecurring | | Nonrecurring Disconnect | | | | | | | |
| | | | | | | | First | Add'l | First | Add'l | SOMEc | SOMAN | SOMAN | SOMAN | SOMAN | SOMAN |
| | 4 Wire Unbundled Digital 19.2 Kbps | | 2 | UDL, NTCUD | UDL19 | 32.48 | 157.81 | 106.06 | 78.91 | 18.66 | | | | | | |
| | 4 Wire Unbundled Digital 19.2 Kbps | | 3 | UDL, NTCUD | UDL19 | 36.37 | 157.81 | 106.06 | 78.91 | 18.66 | | | | | | |
| | 4 Wire Unbundled Digital Loop 56 Kbps - Zone 1 | | 1 | UDL, NTCUD | UDL56 | 27.59 | 157.81 | 106.06 | 78.91 | 18.66 | | | | | | |
| | 4 Wire Unbundled Digital Loop 56 Kbps - Zone 2 | | 2 | UDL, NTCUD | UDL56 | 32.48 | 157.81 | 106.06 | 78.91 | 18.66 | | | | | | |
| | 4 Wire Unbundled Digital Loop 56 Kbps - Zone 3 | | 3 | UDL, NTCUD | UDL56 | 36.37 | 157.81 | 106.06 | 78.91 | 18.66 | | | | | | |
| | 4 Wire Unbundled Digital Loop 64 Kbps - Zone 1 | | 1 | UDL, NTCUD | UDL64 | 27.59 | 157.81 | 106.06 | 78.91 | 18.66 | | | | | | |
| | 4 Wire Unbundled Digital Loop 64 Kbps - Zone 2 | | 2 | UDL, NTCUD | UDL64 | 32.48 | 157.81 | 106.06 | 78.91 | 18.66 | | | | | | |
| | 4 Wire Unbundled Digital Loop 64 Kbps - Zone 3 | | 3 | UDL, NTCUD | UDL64 | 36.37 | 157.81 | 106.06 | 78.91 | 18.66 | | | | | | |
| | Switch-As-Is Conversion rate per UNE Loop, Single LSR, (per DS0) | | | UDL, NTCUD | URES | | 24.96 | 3.52 | | | | | | | | |
| | Switch-As-Is Conversion rate per UNE Loop, Spreadsheet, (per DS0) | | | UDL, NTCUD | URES | | 26.44 | 5.01 | | | | | | | | |
| | CLEC to CLEC Conversion Charge without outside dispatch | | | UDL, NTCUD | UREWO | | 102.13 | 49.75 | | | | | | | | |
| | 2-WIRE Unbundled COPPER LOOP | | | | | | | | | | | | | | | |
| | 2-Wire Unbundled Copper Loop-Designed including manual service inquiry & facility reservation - Zone 1 | | 1 | UCL | UCLPB | 10.82 | 140.95 | 78.70 | 69.09 | 11.54 | | | | | | |
| | 2-Wire Unbundled Copper Loop-Designed including manual service inquiry & facility reservation - Zone 2 | | 2 | UCL | UCLPB | 11.79 | 140.95 | 78.70 | 69.09 | 11.54 | | | | | | |
| | 2 Wire Unbundled Copper Loop-Designed including manual service inquiry & facility reservation - Zone 3 | | 3 | UCL | UCLPB | 12.87 | 140.95 | 78.70 | 69.09 | 11.54 | | | | | | |
| | 2-Wire Unbundled Copper Loop-Designed without manual service inquiry and facility reservation - Zone 1 | | 1 | UCL | UCLPW | 10.82 | 120.15 | 67.97 | 69.09 | 11.54 | | | | | | |
| | 2-Wire Unbundled Copper Loop-Designed without manual service inquiry and facility reservation - Zone 2 | | 2 | UCL | UCLPW | 11.79 | 120.15 | 67.97 | 69.09 | 11.54 | | | | | | |
| | 2-Wire Unbundled Copper Loop-Designed without manual service inquiry and facility reservation - Zone 3 | | 3 | UCL | UCLPW | 12.87 | 120.15 | 67.97 | 69.09 | 11.54 | | | | | | |
| | CLEC to CLEC Conversion Charge without outside dispatch (UCL-Des) | | | UCL | UREWO | | 97.23 | 42.48 | | | | | | | | |
| | 4-WIRE COPPER LOOP | | | | | | | | | | | | | | | |
| | 4-Wire Copper Loop-Designed including manual service inquiry and facility reservation - Zone 1 | | 1 | UCL | UCL4S | 16.92 | 170.31 | 108.06 | 74.95 | 14.69 | | | | | | |
| | 4-Wire Copper Loop-Designed including manual service inquiry and facility reservation - Zone 2 | | 2 | UCL | UCL4S | 17.36 | 170.31 | 108.06 | 74.95 | 14.69 | | | | | | |
| | 4-Wire Copper Loop-Designed including manual service inquiry and facility reservation - Zone 3 | | 3 | UCL | UCL4S | 28.10 | 170.31 | 108.06 | 74.95 | 14.69 | | | | | | |
| | 4-Wire Copper Loop-Designed without manual service inquiry and facility reservation - Zone 1 | | 1 | UCL | UCL4W | 16.92 | 149.52 | 97.33 | 74.95 | 14.69 | | | | | | |
| | 4-Wire Copper Loop-Designed without manual service inquiry and facility reservation - Zone 2 | | 2 | UCL | UCL4W | 17.36 | 149.52 | 97.33 | 74.95 | 14.69 | | | | | | |
| | 4-Wire Copper Loop-Designed without manual service inquiry and facility reservation - Zone 3 | | 3 | UCL | UCL4W | 28.10 | 149.52 | 97.33 | 74.95 | 14.69 | | | | | | |
| | CLEC to CLEC Conversion Charge without outside dispatch (UCL-Des) | | | UCL | UREWO | | 97.23 | 42.48 | | | | | | | | |
| | Order Coordination for Unbundled Copper Loops (per loop) | | | UCL | UCLMC | | 9.00 | 9.00 | | | | | | | | |
| | Order Coordination for Specified Conversion Time (per LSR) | | | UEA, UDN, UAL, UHL, UDL, NTCVG, NTCUD, USL, NTCDD1 | OCOSL | | 23.01 | | | | | | | | | |
| | Rearrangements | | | | | | | | | | | | | | | |
| | EEL to UNE-L Retermination, per 2 Wire Unbundled Voice Loop-SL2 | | | UEA | UREEL | | 87.72 | 36.36 | | | | | | | | |
| | EEL to UNE-L Retermination, per 4 Wire Unbundled Voice Loop | | | UEA | UREEL | | 87.72 | 36.36 | | | | | | | | |
| | EEL to UNE-L Retermination, per 2 Wire ISDN Loop | | | UDN | UREEL | | 91.63 | 44.16 | | | | | | | | |
| | EEL to UNE-L Retermination, per 4 Wire Unbundled Digital Loop | | | UDL | UREEL | | 102.13 | 49.75 | | | | | | | | |
| | EEL to UNE-L Retermination, per 4 Wire Unbundled DS1 Loop | | | USL | UREEL | | 101.09 | 43.04 | | | | | | | | |
| | LOOP MODIFICATION | | | | | | | | | | | | | | | |

| UNBUNDLED NETWORK ELEMENTS - Kentucky | | | | | | | | | | Attachment 2 Exh A: | | | | | |
|---------------------------------------|---|---------|------|---|-------|-----------|--------------|--------|-------------------------|----------------------------------|--------------------------------------|--|--|---|---|
| CATEGORY | RATE ELEMENTS | Interim | Zone | BCS | USOC | RATES(\$) | | | | Svc Order Submitted Elec per LSR | Svc Order Submitted Manually per LSR | Incremental Charge - Manual Svc Order vs. Electronic-1st | Incremental Charge - Manual Svc Order vs. Electronic-Add'l | Incremental Charge - Manual Svc Order vs. Electronic-Disc 1st | Incremental Charge - Manual Svc Order vs. Electronic-Disc Add'l |
| | | | | | | Rec | Nonrecurring | | Nonrecurring Disconnect | | | OSS Rates(\$) | | | |
| | | | | | | | First | Add'l | First | Add'l | SOMEC | SOMAN | SOMAN | SOMAN | SOMAN |
| | Unbundled Loop Modification, Removal of Load Coils - 2 Wire pair less than or equal to 18k ft, per Unbundled Loop | | | UAL, UHL, UCL, UEQ, ULS, UEA, UEANL, UEPSR, UEPSB | ULM2L | | 9.24 | 9.24 | | | | | | | |
| | Unbundled Loop Modification Removal of Load Coils - 4 Wire less than or equal to 18K ft, per Unbundled Loop | | | UHL, UCL, UEA | ULM4L | | 9.24 | 9.24 | | | | | | | |
| | Unbundled Loop Modification Removal of Bridged Tap Removal, per unbundled loop | | | UAL, UHL, UCL, UEQ, ULS, UEA, UEANL, UEPSR, UEPSB | ULMBT | | 10.47 | 10.47 | | | | | | | |
| SUB-LOOPS | | | | | | | | | | | | | | | |
| | Sub-Loop Distribution | | | | | | | | | | | | | | |
| | Sub-Loop - Per Cross Box Location - CLEC Feeder Facility Set-Up | | | UEANL, UEF | USBSA | | 207.91 | 207.91 | | | | | | | |
| | Sub-Loop - Per Cross Box Location - Per 25 Pair Panel Set-Up | | | UEANL, UEF | USBSB | | 12.50 | 12.50 | | | | | | | |
| | Sub-Loop - Per Building Equipment Room - CLEC Feeder Facility Set-Up | | | UEANL | USBSC | | 80.87 | 80.87 | | | | | | | |
| | Sub-Loop - Per Building Equipment Room - Per 25 Pair Panel Set-Up | | | UEANL | USBSD | | 45.04 | 45.04 | | | | | | | |
| | Sub-Loop Distribution Per 2-Wire Analog Voice Grade Loop - Zone 1 | | 1 | UEANL | USBN2 | 6.34 | 85.03 | 39.05 | 59.81 | 7.90 | | | | | |
| | Sub-Loop Distribution Per 2-Wire Analog Voice Grade Loop - Zone 2 | | 2 | UEANL | USBN2 | 9.06 | 85.03 | 39.05 | 59.81 | 7.90 | | | | | |
| | Sub-Loop Distribution Per 2-Wire Analog Voice Grade Loop - Zone 3 | | 3 | UEANL | USBN2 | 14.82 | 85.03 | 39.05 | 59.81 | 7.90 | | | | | |
| | Order Coordination for Unbundled Sub-Loops, per sub-loop pair | | | UEANL | USBMC | | 9.00 | 9.00 | | | | | | | |
| | Sub-Loop Distribution Per 4-Wire Analog Voice Grade Loop - Zone 1 | | 1 | UEANL | USBN4 | 8.14 | 102.31 | 56.32 | 65.24 | 10.88 | | | | | |
| | Sub-Loop Distribution Per 4-Wire Analog Voice Grade Loop - Zone 2 | | 2 | UEANL | USBN4 | 8.63 | 102.31 | 56.32 | 65.24 | 10.88 | | | | | |
| | Sub-Loop Distribution Per 4-Wire Analog Voice Grade Loop - Zone 3 | | 3 | UEANL | USBN4 | 25.60 | 102.31 | 56.32 | 65.24 | 10.88 | | | | | |
| | Order Coordination for Unbundled Sub-Loops, per sub-loop pair | | | UEANL | USBMC | | 9.00 | 9.00 | | | | | | | |
| | Sub-Loop 2-Wire Intrabuilding Network Cable (INC) | | | UEANL | USBR2 | 2.57 | 68.35 | 22.36 | 59.81 | 7.90 | | | | | |
| | Order Coordination for Unbundled Sub-Loops, per sub-loop pair | | | UEANL | USBMC | | 9.00 | 9.00 | | | | | | | |
| | Sub-Loop 4-Wire Intrabuilding Network Cable (INC) | | | UEANL | USBR4 | 4.98 | 76.49 | 30.51 | 65.24 | 10.88 | | | | | |
| | Order Coordination for Unbundled Sub-Loops, per sub-loop pair | | | UEANL | USBMC | | 9.00 | 9.00 | | | | | | | |
| | Loop Testing - Basic 1st Half Hour | | | UEANL | URET1 | | 46.88 | 0.00 | | | | | | | |
| | Loop Testing - Basic Additional Half Hour | | | UEANL | URETA | | 24.16 | 24.16 | | | | | | | |
| | 2 Wire Copper Unbundled Sub-Loop Distribution - Zone 1 | | 1 | UEF | UCS2X | 5.45 | 85.03 | 39.05 | 59.81 | 7.90 | | | | | |
| | 2 Wire Copper Unbundled Sub-Loop Distribution - Zone 2 | | 2 | UEF | UCS2X | 7.06 | 85.03 | 39.05 | 59.81 | 7.90 | | | | | |
| | 2 Wire Copper Unbundled Sub-Loop Distribution - Zone 3 | | 3 | UEF | UCS2X | 9.67 | 85.03 | 39.05 | 59.81 | 7.90 | | | | | |
| | Order Coordination for Unbundled Sub-Loops, per sub-loop pair | | | UEF | USBMC | | 9.00 | 9.00 | | | | | | | |
| | 4 Wire Copper Unbundled Sub-Loop Distribution - Zone 1 | | 1 | UEF | UCS4X | 7.09 | 102.31 | 56.32 | 65.24 | 10.88 | | | | | |
| | 4 Wire Copper Unbundled Sub-Loop Distribution - Zone 2 | | 2 | UEF | UCS4X | 8.66 | 102.31 | 56.32 | 65.24 | 10.88 | | | | | |
| | 4 Wire Copper Unbundled Sub-Loop Distribution - Zone 3 | | 3 | UEF | UCS4X | 19.40 | 102.31 | 56.32 | 65.24 | 10.88 | | | | | |
| | Order Coordination for Unbundled Sub-Loops, per sub-loop pair | | | UEF | USBMC | | 9.00 | 9.00 | | | | | | | |
| | Loop Tagging Service Level 1, Unbundled Copper Loop, Non-Designed and Distribution Subloops | | | UEF, UEANL | URETL | | 8.93 | 0.88 | | | | | | | |
| | Loop Testing - Basic 1st Half Hour | | | UEF | URET1 | | 46.88 | 0.00 | | | | | | | |
| | Loop Testing - Basic Additional Half Hour | | | UEF | URETA | | 24.16 | 24.16 | | | | | | | |
| Unbundled Sub-Loop Modification | | | | | | | | | | | | | | | |

| UNBUNDLED NETWORK ELEMENTS - Kentucky | | | | | | | | | | | Attachment 2 Exh A: | | | | | |
|---|---------------|--|---------|------|---|-------|-----------|--------------|-------|-------------------------|----------------------------------|--------------------------------------|--|--|---|---|
| CATEGORY | RATE ELEMENTS | | Interim | Zone | BCS | USOC | RATES(\$) | | | | Svc Order Submitted Elec per LSR | Svc Order Submitted Manually per LSR | Incremental Charge - Manual Svc Order vs. Electronic-1st | Incremental Charge - Manual Svc Order vs. Electronic-Add'l | Incremental Charge - Manual Svc Order vs. Electronic-Disc 1st | Incremental Charge - Manual Svc Order vs. Electronic-Disc Add'l |
| | | | | | | | Rec | Nonrecurring | | Nonrecurring Disconnect | | OSS Rates(\$) | | | | |
| | | | | | | | | First | Add'l | First | Add'l | SOME | SOMAN | SOMAN | SOMAN | SOMAN |
| | | Unbundled Sub-Loop Modification - 2-W Copper Dist Load Coil/Equip Removal per 2-W PR | | | UEF | ULM2X | | 5.23 | 5.23 | | | | | | | |
| | | Unbundled Sub-loop Modification - 4-W Copper Dist Load Coil/Equip Removal per 4-W PR | | | UEF | ULM4X | | 5.23 | 5.23 | | | | | | | |
| | | Unbundled Loop Modification, Removal of Bridge Tap, per unbundled loop | | | UEF | ULMBT | | 7.97 | 7.97 | | | | | | | |
| | | Unbundled Network Terminating Wire (UNTW) | | | | | | | | | | | | | | |
| | | Unbundled Network Terminating Wire (UNTW) per Pair | | | UENTW | UENPP | 0.53 | 23.51 | 23.51 | | | | | | | |
| | | Network Interface Device (NID) | | | | | | | | | | | | | | |
| | | Network Interface Device (NID) - 1-2 lines | | | UENTW | UND12 | | 73.53 | 49.47 | | | | | | | |
| | | Network Interface Device (NID) - 1-6 lines | | | UENTW | UND16 | | 115.96 | 91.91 | | | | | | | |
| | | Network Interface Device Cross Connect - 2 W | | | UENTW | UNDC2 | | 8.56 | 8.56 | | | | | | | |
| | | Network Interface Device Cross Connect - 4W | | | UENTW | UNDC4 | | 8.56 | 8.56 | | | | | | | |
| UNE OTHER, PROVISIONING ONLY - NO RATE | | | | | | | | | | | | | | | | |
| | | | | | UAL, UCL, UDC, UDL, UDN, UEA, UHL, UEANL, UEF, UEQ, UENTW, NTCVG, NTCUD, NTCD1, USL | | | | | | | | | | | |
| | | Unbundled Contact Name, Provisioning Only - no rate | | | | UNECN | 0.00 | 0.00 | | | | | | | | |
| | | Unbundled DS1 Loop - Superframe Format Option - no rate | | | USL, NTCD1 | CCOSF | 0.00 | 0.00 | | | | | | | | |
| | | Unbundled DS1 Loop - Expanded Superframe Format option - no rate | | | USL, NTCD1 | CCOEF | 0.00 | 0.00 | | | | | | | | |
| | | NID - Dispatch and Service Order for NID installation | | | UENTW | UNDBX | 0.00 | 0.00 | | | | | | | | |
| | | UNTW Circuit Establishment, Provisioning Only - No Rate | | | UENTW | UENCE | 0.00 | 0.00 | | | | | | | | |
| LOOP MAKE-UP | | | | | | | | | | | | | | | | |
| | | Loop Makeup - Preordering Without Reservation, per working or spare facility queried (Manual). | | | UMK | UMKLW | | 23.40 | 23.40 | | | | | | | |
| | | Loop Makeup - Preordering With Reservation, per spare facility queried (Manual). | | | UMK | UMKLP | | 24.85 | 24.85 | | | | | | | |
| | | Loop Makeup--With or Without Reservation, per working or spare facility queried (Mechanized) | | | UMK | UMKMQ | | 0.67 | 0.67 | | | | | | | |
| LINE SPLITTING | | | | | | | | | | | | | | | | |
| | | END USER ORDERING-CENTRAL OFFICE BASED | | | | | | | | | | | | | | |
| | | Line Splitting - per line activation DLEC owned splitter | | | UEPSR UEPSB | UREOS | 0.61 | | | | | | | | | |
| | | Line Splitting - per line activation BST owned - physical | | | UEPSR UEPSB | UREBP | 0.61 | 37.02 | 21.20 | 21.10 | 9.87 | | | | | |
| | | Line Splitting - per line activation BST owned - virtual | | | UEPSR UEPSB | UREBV | 0.61 | 37.02 | 21.20 | 21.10 | 9.87 | | | | | |
| UNBUNDLED EXCHANGE ACCESS LOOP | | | | | | | | | | | | | | | | |
| 2-WIRE ANALOG VOICE GRADE LOOP | | | | | | | | | | | | | | | | |
| | | 2 Wire Analog Voice Grade Loop-Service Level 1-Line Splitting-Zone 1 | | 1 | UEPSR UEPSB | UEALS | 10.56 | 46.66 | 22.57 | 26.65 | 7.65 | | | | | |
| | | 2 Wire Analog Voice Grade Loop-Service Level 1-Line Splitting-Zone 1 | | 1 | UEPSR UEPSB | UEABS | 10.56 | 46.66 | 22.57 | 26.65 | 7.65 | | | | | |
| | | 2 Wire Analog Voice Grade Loop- Service Level 1-Line Splitting-Zone 2 | | 2 | UEPSR UEPSB | UEALS | 15.34 | 46.66 | 22.57 | 26.65 | 7.65 | | | | | |
| | | 2 Wire Analog Voice Grade Loop- Service Level 1-Line Splitting-Zone 2 | | 2 | UEPSR UEPSB | UEABS | 15.34 | 46.66 | 22.57 | 26.65 | 7.65 | | | | | |
| | | 2 Wire Analog Voice Grade Loop-Service Level 1-Line Splitting-Zone 3 | | 3 | UEPSR UEPSB | UEALS | 31.11 | 46.66 | 22.57 | 26.65 | 7.65 | | | | | |
| | | 2 Wire Analog Voice Grade Loop-Service Level 1-Line Splitting-Zone 3 | | 3 | UEPSR UEPSB | UEABS | 31.11 | 46.66 | 22.57 | 26.65 | 7.65 | | | | | |
| PHYSICAL COLLOCATION | | | | | | | | | | | | | | | | |
| | | Physical Collocation-2 Wire Cross Connects (Loop) for Line Splitting | | | UEPSR UEPSB | PE1LS | 0.0333 | 24.68 | 23.68 | 12.14 | 10.95 | | | | | |
| VIRTUAL COLLOCATION | | | | | | | | | | | | | | | | |
| | | Virtual Collocation-2 Wire Cross Connects (Loop) for Line Splitting | | | UEPSR UEPSB | VE1LS | 0.0309 | 24.68 | 23.68 | 12.14 | 10.95 | | | | | |
| UNBUNDLED DEDICATED TRANSPORT | | | | | | | | | | | | | | | | |
| INTEROFFICE CHANNEL - DEDICATED TRANSPORT | | | | | | | | | | | | | | | | |

| UNBUNDLED NETWORK ELEMENTS - Kentucky | | | | | | | | | | Attachment 2 Exh A: | | Incremental Charge - Manual Svc Order vs. Electronic-1st | Incremental Charge - Manual Svc Order vs. Electronic-Add'l | Incremental Charge - Manual Svc Order vs. Electronic-Disc 1st | Incremental Charge - Manual Svc Order vs. Electronic-Disc Add'l |
|---------------------------------------|--|---------|------|------------|-------|-----------|--------------|--------|-------------------------|----------------------------------|--------------------------------------|--|--|---|---|
| CATEGORY | RATE ELEMENTS | Interim | Zone | BCS | USOC | RATES(\$) | | | | Svc Order Submitted Elec per LSR | Svc Order Submitted Manually per LSR | OSS Rates(\$) | | | |
| | | | | | | Rec | Nonrecurring | | Nonrecurring Disconnect | | | | | | |
| | | | | | | | First | Add'l | First | Add'l | SOMEC | SOMAN | SOMAN | SOMAN | SOMAN |
| | Interoffice Channel - 2-Wire Voice Grade - per mile | | | U1TVX | 1L5XX | 0.01 | | | | | | | | | |
| | Interoffice Channel - 2-Wire Voice Grade - Facility Termination | | | U1TVX | U1TV2 | 29.11 | 47.34 | 31.78 | 22.77 | 8.75 | | | | | |
| | Interoffice Channel - 2-Wire Voice Grade Rev Bat. - per mile | | | U1TVX | 1L5XX | 0.01 | | | | | | | | | |
| | Interoffice Channel - 2-Wire VG Rev Bat. - Facility Termination | | | U1TVX | U1TR2 | 29.11 | 47.34 | 31.78 | 22.77 | 8.75 | | | | | |
| | Interoffice Channel - 4-Wire Voice Grade - per mile | | | U1TVX | 1L5XX | 0.01 | | | | | | | | | |
| | Interoffice Channel - 4-Wire Voice Grade - Facility Termination | | | U1TVX | U1TV4 | 25.86 | 47.34 | 31.78 | 22.77 | 8.75 | | | | | |
| | Interoffice Channel - 56 kbps - per mile | | | U1TDX | 1L5XX | 0.0115 | | | | | | | | | |
| | Interoffice Channel - 56 kbps - Facility Termination | | | U1TDX | U1TD5 | 20.97 | 47.34 | 31.78 | 22.77 | 8.75 | | | | | |
| | Interoffice Channel - 64 kbps - per mile | | | U1TDX | 1L5XX | 0.0115 | | | | | | | | | |
| | Interoffice Channel - 64 kbps - Facility Termination | | | U1TDX | U1TD6 | 20.97 | 47.34 | 31.78 | 22.77 | 8.75 | | | | | |
| | Interoffice Channel - DS1 - per mile | | | U1TD1 | 1L5XX | 0.23 | | | | | | | | | |
| | Interoffice Channel - DS1 - Facility Termination | | | U1TD1 | U1TF1 | 96.04 | 105.52 | 98.46 | 23.09 | 20.49 | | | | | |
| | Interoffice Channel - DS3 - per mile | | | U1TD3 | 1L5XX | 4.97 | | | | | | | | | |
| | Interoffice Channel - DS3 - Facility Termination | | | U1TD3 | U1TF3 | 1,175.15 | 335.40 | 219.24 | 89.57 | 87.75 | | | | | |
| | Interoffice Channel - STS-1 - per mile | | | U1TS1 | 1L5XX | 4.97 | | | | | | | | | |
| | Interoffice Channel - STS-1 - Facility Termination | | | U1TS1 | U1TFS | 1,149.51 | 335.40 | 219.24 | 89.57 | 87.75 | | | | | |
| UNBUNDLED DARK FIBER | | | | | | | | | | | | | | | |
| | Dark Fiber - Interoffice Transport, Per Four Fiber Strands, Per Route Mile Or Fraction Thereof | | | UDF, UDFCX | 1L5DF | 30.74 | | | | | | | | | |
| | Dark Fiber - Interoffice Transport, Per Four Fiber Strands, Per Route Mile Or Fraction Thereof | | | UDF, UDFCX | UDF14 | | 732.53 | 192.67 | 377.27 | 241.67 | | | | | |
| HIGH CAPACITY UNBUNDLED LOCAL LOOP | | | | | | | | | | | | | | | |
| | DS-3/STS-1 UNBUNDLED LOCAL LOOP - Stand Alone | | | | | | | | | | | | | | |
| | DS3 Unbundled Local Loop - per mile | | | UE3 | 1L5ND | 9.25 | | | | | | | | | |
| | DS3 Unbundled Local Loop - Facility Termination | | | UE3 | UE3PX | 308.31 | 551.38 | 338.08 | 173.00 | 120.42 | | | | | |
| | STS-1 Unbundled Local Loop - per mile | | | UDLSX | 1L5ND | 9.25 | | | | | | | | | |
| | STS-1 Unbundled Local Loop - Facility Termination | | | UDLSX | UDLS1 | 320.51 | 551.38 | 338.08 | 173.00 | 120.42 | | | | | |
| ENHANCED EXTENDED LINK (EELs) | | | | | | | | | | | | | | | |
| | Network Elements Used in Combinations | | | | | | | | | | | | | | |
| | 2-Wire VG Loop (SL2) in Combination - Zone 1 | | 1 | UNCVX | UEAL2 | 12.67 | 125.22 | 60.48 | 59.69 | 7.84 | | | | | |
| | 2-Wire VG Loop (SL2) in Combination - Zone 2 | | 2 | UNCVX | UEAL2 | 17.45 | 125.22 | 60.48 | 59.69 | 7.84 | | | | | |
| | 2-Wire VG Loop (SL2) in Combination - Zone 3 | | 3 | UNCVX | UEAL2 | 33.22 | 125.22 | 60.48 | 59.69 | 7.84 | | | | | |
| | 4-Wire Analog Voice Grade Loop in Combination - Zone 1 | | 1 | UNCVX | UEAL4 | 29.26 | 125.22 | 60.48 | 59.69 | 7.84 | | | | | |
| | 4-Wire Analog Voice Grade Loop in Combination - Zone 2 | | 2 | UNCVX | UEAL4 | 34.25 | 125.22 | 60.48 | 59.69 | 7.84 | | | | | |
| | 4-Wire Analog Voice Grade Loop in Combination - Zone 3 | | 3 | UNCVX | UEAL4 | 85.06 | 125.22 | 60.48 | 59.69 | 7.84 | | | | | |
| | 2-Wire ISDN Loop in Combination - Zone 1 | | 1 | UNCNX | U1L2X | 18.44 | 125.22 | 60.48 | 59.69 | 7.84 | | | | | |
| | 2-Wire ISDN Loop in Combination - Zone 2 | | 2 | UNCNX | U1L2X | 25.08 | 125.22 | 60.48 | 59.69 | 7.84 | | | | | |
| | 2-Wire ISDN Loop in Combination - Zone 3 | | 3 | UNCNX | U1L2X | 42.87 | 125.22 | 60.48 | 59.69 | 7.84 | | | | | |
| | 4-Wire 56Kbps Digital Grade Loop in Combination - Zone 1 | | 1 | UNCDX | UDL56 | 27.59 | 125.22 | 60.48 | 59.69 | 7.84 | | | | | |
| | 4-Wire 56Kbps Digital Grade Loop in Combination - Zone 2 | | 2 | UNCDX | UDL56 | 32.48 | 125.22 | 60.48 | 59.69 | 7.84 | | | | | |
| | 4-Wire 56Kbps Digital Grade Loop in Combination - Zone 3 | | 3 | UNCDX | UDL56 | 36.37 | 125.22 | 60.48 | 59.69 | 7.84 | | | | | |
| | 4-Wire 64Kbps Digital Grade Loop in Combination - Zone 1 | | 1 | UNCDX | UDL64 | 27.59 | 125.22 | 60.48 | 59.69 | 7.84 | | | | | |
| | 4-Wire 64Kbps Digital Grade Loop in Combination - Zone 2 | | 2 | UNCDX | UDL64 | 32.48 | 125.22 | 60.48 | 59.69 | 7.84 | | | | | |
| | 4-Wire 64Kbps Digital Grade Loop in Combination - Zone 3 | | 3 | UNCDX | UDL64 | 36.37 | 125.22 | 60.48 | 59.69 | 7.84 | | | | | |
| | 4-Wire DS1 Digital Loop in Combination - Zone 1 | | 1 | UNC1X | USLXX | 86.47 | 210.70 | 114.60 | 63.96 | 17.97 | | | | | |
| | 4-Wire DS1 Digital Loop in Combination - Zone 2 | | 2 | UNC1X | USLXX | 114.10 | 210.70 | 114.60 | 63.96 | 17.97 | | | | | |
| | 4-Wire DS1 Digital Loop in Combination - Zone 3 | | 3 | UNC1X | USLXX | 297.76 | 210.70 | 114.60 | 63.96 | 17.97 | | | | | |
| | DS3 Local Loop in combination - per mile | | | UNC3X | 1L5ND | 9.25 | | | | | | | | | |
| | DS3 Local Loop in combination - Facility Termination | | | UNC3X | UE3PX | 308.31 | 237.36 | 147.69 | 83.43 | 32.67 | | | | | |
| | STS-1 Local Loop in combination - per mile | | | UNC3X | 1L5ND | 9.25 | | | | | | | | | |
| | STS-1 Local Loop in combination - Facility Termination | | | UNC3X | UDLS1 | 320.51 | 237.36 | 147.69 | 83.43 | 32.67 | | | | | |
| | Interoffice Channel in combination - 2-wire VG - per mile | | | UNCVX | 1L5XX | 0.01 | | | | | | | | | |
| | Interoffice Channel in combination - 2-wire VG - Facility Termination | | | UNCVX | U1TV2 | 23.95 | 98.09 | 53.67 | 56.31 | 22.42 | | | | | |
| | Interoffice Channel in combination - 4-wire VG - per mile | | | UNCVX | 1L5XX | 0.01 | | | | | | | | | |
| | Interoffice Channel in combination - 4-wire VG - Facility Termination | | | UNCVX | U1TV4 | 21.28 | 98.09 | 53.67 | 56.31 | 22.42 | | | | | |

| UNBUNDLED NETWORK ELEMENTS - Kentucky | | | | | | | | | | | Attachment 2 Exh A: | | | | | |
|---|--------------------------------|---|---------|------|---|-------|-----------|--------------|--------|-------------------------|----------------------------------|--------------------------------------|--|--|---|---|
| CATEGORY | RATE ELEMENTS | | Interim | Zone | BCS | USOC | RATES(\$) | | | | Svc Order Submitted Elec per LSR | Svc Order Submitted Manually per LSR | Incremental Charge - Manual Svc Order vs. Electronic-1st | Incremental Charge - Manual Svc Order vs. Electronic-Add'l | Incremental Charge - Manual Svc Order vs. Electronic-Disc 1st | Incremental Charge - Manual Svc Order vs. Electronic-Disc Add'l |
| | | | | | | | Rec | Nonrecurring | | Nonrecurring Disconnect | | OSS Rates(\$) | | | | |
| | | | | | | | | First | Add'l | First | Add'l | SOMEK | SOMAN | SOMAN | SOMAN | SOMAN |
| | | Interoffice Channel in combination - 4-wire 56 kbps - per mile | | | UNCDX | 1L5XX | 0.01 | | | | | | | | | |
| | | Interoffice Channel in combination - 4-wire 56 kbps - Facility Termination | | | UNCDX | U1TD5 | 17.25 | 98.09 | 53.67 | 56.31 | 22.42 | | | | | |
| | | Interoffice Channel in combination - 4-wire 64 kbps - per mile | | | UNCDX | 1L5XX | 0.01 | | | | | | | | | |
| | | Interoffice Channel in combination - 4-wire 64 kbps - Facility Termination | | | UNCDX | U1TD6 | 17.25 | 98.09 | 53.67 | 56.31 | 22.42 | | | | | |
| | | Interoffice Channel in combination - DS1 - per mile | | | UNC1X | 1L5XX | 0.19 | | | | | | | | | |
| | | Interoffice Channel in combination - DS1 Facility Termination | | | UNC1X | U1TF1 | 79.02 | 181.24 | 123.53 | 56.72 | 22.32 | | | | | |
| | | Interoffice Channel in combination - DS3 - per mile | | | UNC3X | 1L5XX | 4.09 | | | | | | | | | |
| | | Interoffice Channel in combination - DS3 - Facility Termination | | | UNC3X | U1TF3 | 966.89 | 350.56 | 141.58 | 48.00 | 23.39 | | | | | |
| | | Interoffice Channel in combination - STS-1 - per mile | | | UNC3X | 1L5XX | 4.09 | | | | | | | | | |
| | | Interoffice Channel in combination - STS-1 Facility Termination | | | UNC3X | U1TFS | 945.79 | 350.56 | 141.58 | 48.00 | 23.39 | | | | | |
| ADDITIONAL NETWORK ELEMENTS | | | | | | | | | | | | | | | | |
| | Optional Features & Functions: | | | | | | | | | | | | | | | |
| | | Clear Channel Capability Extended Frame Option - per DS1 | I | | U1TD1, ULDD1, UNC1X | CCOEF | | 0.00 | 0.00 | 0.00 | 0.00 | | | | | |
| | | Clear Channel Capability Super FrameOption - per DS1 | I | | U1TD1, ULDD1, UNC1X | CCOSF | | 0.00 | 0.00 | 0.00 | 0.00 | | | | | |
| | | Clear Channel Capability (SF/ESF) Option - Subsequent Activity - per DS1 | I | | ULDD1, U1TD1, UNC1X, USL | NRCCC | | 184.91 | 23.82 | 1.99 | 0.78 | | | | | |
| | | C-bit Parity Option - Subsequent Activity - per DS3 | i | | U1TD3, ULDD3, UE3, UNC3X | NRCC3 | | 205.70 | 7.20 | 0.6924 | 0.00 | | | | | |
| | | DS1/DS0 Channel System | | | UNC1X | MQ1 | 113.33 | 57.26 | 14.74 | 1.86 | 1.67 | | | | | |
| | | DS3/DS1Channel System | | | UNC3X, UNC3X | MQ3 | 158.20 | 115.48 | 56.53 | 15.12 | 5.30 | | | | | |
| | | Voice Grade COCI in combination | | | UNCVX | 1D1VG | 0.6228 | 6.71 | 4.84 | | | | | | | |
| | | Voice Grade COCI - for Stand Alone Local Loop | | | UEA | 1D1VG | 0.6228 | 6.71 | 4.84 | | | | | | | |
| | | Voice Grade COCI - for connection to a channelized DS1 Local Channel in the same SWC as collocation | | | U1TUC | 1D1VG | 0.6228 | 6.71 | 4.84 | | | | | | | |
| | | OCU-DP COCI (2.4-64kbs) in combination | | | UNCDX | 1D1DD | 1.32 | 6.71 | 4.84 | | | | | | | |
| | | OCU-DP COCI (2.4-64kbs) - for Stand Alone Local Loop | | | UDL | 1D1DD | 1.32 | 6.71 | 4.84 | | | | | | | |
| | | OCU-DP COCI (2.4-64kbs) - for connection to a channelized DS1 Local Channel in the same SWC as collocation | | | U1TUD | 1D1DD | 1.32 | 6.71 | 4.84 | | | | | | | |
| | | 2-wire ISDN COCI (BRITE) in combination | | | UNCNX | UC1CA | 2.84 | 6.71 | 4.84 | | | | | | | |
| | | 2-wire ISDN COCI (BRITE) - for a Local Loop | | | UDN | UC1CA | 2.84 | 6.71 | 4.84 | | | | | | | |
| | | 2-wire ISDN COCI (BRITE) - for connection to a channelized DS1 Local Channel in the same SWC as collocation | | | U1TUB | UC1CA | 2.84 | 6.71 | 4.84 | | | | | | | |
| | | DS1 COCI in combination | | | UNC1X | UC1D1 | 11.80 | 6.71 | 4.84 | | | | | | | |
| | | DS1 COCI - for Stand Alone Local Channel | | | ULDD1 | UC1D1 | 11.80 | 6.71 | 4.84 | | | | | | | |
| | | DS1 COCI - for Stand Alone Interoffice Channel | | | U1TD1 | UC1D1 | 11.80 | 6.71 | 4.84 | | | | | | | |
| | | DS1 COCI - for Stand Alone Local Loop | | | USL | UC1D1 | 11.80 | 6.71 | 4.84 | | | | | | | |
| | | DS1 COCI - for connection to a channelized DS1 Local Channel in the same SWC as collocation | | | U1TUA | UC1D1 | 11.80 | 6.71 | 4.84 | | | | | | | |
| | | Wholesale to UNE, Switch-As-Is Conversion Charge | | | UNCVX, U1TVX, UNCDX, U1TDX, UNC1X, U1TD1, UNC3X, U1TD3, UNC3X, U1TS1, UDF,UDFCX | UNCCC | | 8.98 | 8.98 | | | | | | | |
| | | Unbundled Misc Rate Element, SNE SAI, Single Network Element - Switch As Is Non-recurring Charge, per circuit (LSR) | i | | U1TVX, U1TDX, U1TD1, U1TD3, U1TS1, UDF, UE3 | URES | | 36.80 | 16.10 | | | | | | | |
| | | Unbundled Misc Rate Element, SNE SAI, Single Network Element - Switch As Is Non-recurring Charge, incremental charge per circuit on a spreadsheet | i | | U1TVX, U1TDX, U1TD1, U1TD3, U1TS1, UDF, UE3 | URES | | 1.49 | 1.49 | | | | | | | |
| | | UNE Reconfiguration Change Charge per Circuit | I | | UNC1X | URERC | | 35.00 | 35.00 | | | | | | | |
| | | UNE Reconfiguration Change Charge per Circuit Project Managed | I | | UNC1X | URERP | | 1.49 | 1.49 | | | | | | | |
| Access to DCS - Customer Reconfiguration (FlexServ) | | | | | | | | | | | | | | | | |

| UNBUNDLED NETWORK ELEMENTS - Kentucky | | | | | | | | | | | Attachment 2 Exh A: | | | | | |
|--|---|---------|------|--|-------|-------------|--------------|--------|-------------------------|----------------------------------|--------------------------------------|--|--|---|---|-------|
| CATEGORY | RATE ELEMENTS | Interim | Zone | BCS | USOC | RATES(\$) | | | | Svc Order Submitted Elec per LSR | Svc Order Submitted Manually per LSR | Incremental Charge - Manual Svc Order vs. Electronic-1st | Incremental Charge - Manual Svc Order vs. Electronic-Add'l | Incremental Charge - Manual Svc Order vs. Electronic-Disc 1st | Incremental Charge - Manual Svc Order vs. Electronic-Disc Add'l | |
| | | | | | | Rec | Nonrecurring | | Nonrecurring Disconnect | | OSS Rates(\$) | | | | | |
| | | | | | | | First | Add'l | First | Add'l | SOMEC | SOMAN | SOMAN | SOMAN | SOMAN | SOMAN |
| | Customer Reconfiguration Establishment | | | | | | 1.63 | | 2.03 | | | | | | | |
| | DS1 DCS Termination with DS0 Switching | | | | | 25.69 | 32.88 | 23.58 | 21.09 | 15.88 | | | | | | |
| | DS1 DCS Termination with DS1 Switching | | | | | 12.41 | 25.07 | 15.76 | 16.23 | 11.02 | | | | | | |
| | DS3 DCS Termination with DS1 Switching | | | | | 154.20 | 32.88 | 23.58 | 21.09 | 15.88 | | | | | | |
| | Service Rearrangements | | | | | | | | | | | | | | | |
| | NRC - Change in Facility Assignment per circuit Service Rearrangement | I | | U1TVX, U1TDX, UEA, UDL, U1TUC, U1TUD, U1TUB, ULDVX, ULDDX, UNCVX, UNCDX, UNC1X | URETD | 101.09 | 43.04 | | | | | | | | | |
| | NRC - Change in Facility Assignment per circuit Project Management (added to CFA per circuit if project managed) | I | | U1TVX, U1TDX, UEA, UDL, U1TUC, U1TUD, U1TUB, ULDVX, ULDDX, UNCVX, UNCDX, UNC1X | URETB | 1.28 | 1.28 | | | | | | | | | |
| | NRC - Order Coordination Specific Time - Dedicated Transport | I | | UNC1X | OCOSR | 18.87 | 18.87 | | | | | | | | | |
| SIGNALING (CCS7) | | | | | | | | | | | | | | | | |
| | NOTE: "bk" beside a rate indicates that the parties have agreed to bill and keep for that element pursuant to the terms and conditions in Attachment 3. | | | | | | | | | | | | | | | |
| | CCS7 Signaling Usage, Per TCAP Message | | | | | 0.0000656bk | | | | | | | | | | |
| | CCS7 Signaling Usage, Per ISUP Message | | | | | 0.0000164bk | | | | | | | | | | |
| LNP Query Service | | | | | | | | | | | | | | | | |
| | LNP Charge Per query | | | | | 0.0008695 | | | | | | | | | | |
| | LNP Service Establishment Manual | | | | | 13.82 | 13.82 | 12.71 | 12.71 | | | | | | | |
| | LNP Service Provisioning with Point Code Establishment | | | | | 953.27 | 487.00 | 431.95 | 317.61 | | | | | | | |
| 911 PBX LOCATE | | | | | | | | | | | | | | | | |
| | 911 PBX LOCATE DATABASE CAPABILITY | | | | | | | | | | | | | | | |
| | Service Establishment per CLEC per End User Account | | | 9PBDC | 9PBEU | 1,814.00 | | | | | | | | | | |
| | Changes to TN Range or Customer Profile | | | 9PBDC | 9PBTN | 181.57 | | | | | | | | | | |
| | Per Telephone Number (Monthly) | | | 9PBDC | 9PBMM | 0.07 | | | | | | | | | | |
| | Change Company (Service Provider) ID | | | 9PBDC | 9PBPC | 533.00 | | | | | | | | | | |
| | PBX Locate Service Support per CLEC (Monthlt) | | | 9PBDC | 9PBMR | 179.88 | | | | | | | | | | |
| | Service Order Charge | | | 9PBDC | 9PBSC | 7.86 | | | | | | | | | | |
| 911 PBX LOCATE TRANSPORT COMPONENT | | | | | | | | | | | | | | | | |
| See Att 3 | | | | | | | | | | | | | | | | |
| Note: Rates displaying an "I" in Interim column are interim as a result of a Commission order. | | | | | | | | | | | | | | | | |

| UNBUNDLED NETWORK ELEMENTS - Louisiana | | | | | | | | | | | | | | Attachment 2 Exh A: | | | | |
|--|---------------|---|--|--|---------|------|-----|--|-----------|--------------|--------|-------------------------|----------------------------------|--------------------------------------|--|--|---|---|
| CATEGORY | RATE ELEMENTS | | | | Interim | Zone | BCS | USOC | RATES(\$) | | | | Svc Order Submitted Elec per LSR | Svc Order Submitted Manually per LSR | Incremental Charge - Manual Svc Order vs. Electronic-1st | Incremental Charge - Manual Svc Order vs. Electronic-Add'l | Incremental Charge - Manual Svc Order vs. Electronic-Disc 1st | Incremental Charge - Manual Svc Order vs. Electronic-Disc Add'l |
| | | | | | | | | | | | | | | | | | | |
| | | | | | | | | | Rec | Nonrecurring | | Nonrecurring Disconnect | | OSS Rates(\$) | | | | |
| | | | | | | | | | | First | Add'l | First | Add'l | SOMEc | SOMAN | SOMAN | SOMAN | SOMAN |
| The "Zone" shown in the sections for stand-alone loops or loops as part of a combination refers to Geographically Deaveraged UNE Zones. To view Geographically Deaveraged UNE Zone Designations by Central Office, refer to internet Website: http://www.interconnection.bellsouth.com/become_a_clec/html/interconnection.htm | | | | | | | | | | | | | | | | | | |
| OPERATIONS SUPPORT SYSTEMS (OSS) - "REGIONAL RATES" | | | | | | | | | | | | | | | | | | |
| NOTE: (1) CLEC should contact its contract negotiator if it prefers the "state specific" OSS charges as ordered by the State Commissions. The OSS charges currently contained in this rate exhibit are the BellSouth "regional" service ordering charges. CLEC may elect either the state specific Commission ordered rates for the service ordering charges, or CLEC may elect the regional service ordering charge, however, CLEC can not obtain a mixture of the two regardless if CLEC has a interconnection contract established in | | | | | | | | | | | | | | | | | | |
| NOTE: (2) Any element that can be ordered electronically will be billed according to the SOMEc rate listed in this category. Please refer to BellSouth's Local Ordering Handbook (LOH) to determine if a product can be ordered electronically. For those elements that cannot be ordered electronically at present per the LOH, the listed SOMEc rate in this category reflects the charge that would be billed to a CLEC once electronic ordering capabilities come on-line for that element. Otherwise, the manual ordering charge, | | | | | | | | | | | | | | | | | | |
| | | OSS - Electronic Service Order Charge, Per Local Service Request (LSR) - UNE Only | | | | | | | SOMEc | | 3.50 | 0.00 | 3.50 | 0.00 | | | | |
| | | OSS - Manual Service Order Charge, Per Local Service Request (LSR) - UNE Only | | | | | | | SOMAN | | 15.20 | 0.00 | 15.20 | 0.00 | | | | |
| UNE SERVICE DATE ADVANCEMENT CHARGE | | | | | | | | | | | | | | | | | | |
| NOTE: The Expedite charge will be maintained commensurate with BellSouth's FCC No.1 Tariff, Section 5 as applicable. | | | | | | | | | | | | | | | | | | |
| | | UNE Expedite Charge per Circuit or Line Assignable USOC, per Day | | | | | | UAL, UEANL, UCL, UEF, UDF, UEQ, UDL, UENTW, UDN, UEA, UHL, ULC, USL, U1T12, U1T48, U1TD1, U1TD3, U1TDX, U1TO3, U1TS1, U1TVX, UC1BC, UC1BL, UC1CC, UC1CL, UC1DC, UC1DL, UC1EC, UC1EL, UC1FC, UC1FL, UC1GC, UC1GL, UC1HC, UC1HL, UDL12, UDL48, UDLO3, UDLSX, UE3, ULD12, ULD48, ULDD1, ULDD3, ULDDX, ULDO3, ULDS1, ULDVX, UNC1X, UNC3X, UNCDX, UNCNX, UNCSX, UNCVX, UNLD1, UNLD3, UXTD1, UXTD3, UXTS1, U1TUC, U1TUD, U1TUB, U1TUA,NTCVG, NTCUD, NTCAD1 | SDASP | | 200.00 | | | | | | | |
| ORDER MODIFICATION CHARGE | | | | | | | | | | | | | | | | | | |
| | | Order Modification Charge (OMC) | | | | | | | | | 26.21 | 0.00 | 0.00 | 0.00 | | | | |
| | | Order Modification Additional Dispatch Charge (OMCAD) | | | | | | | | | 150.00 | 0.00 | 0.00 | 0.00 | | | | |
| UNBUNDLED EXCHANGE ACCESS LOOP | | | | | | | | | | | | | | | | | | |
| 2-WIRE ANALOG VOICE GRADE LOOP | | | | | | | | | | | | | | | | | | |
| | | 2-Wire Analog Voice Grade Loop - Service Level 1- Zone 1 | | | | | 1 | UEANL | UEAL2 | | 12.90 | 36.54 | 16.87 | | | | | |
| | | 2-Wire Analog Voice Grade Loop - Service Level 1- Zone 2 | | | | | 2 | UEANL | UEAL2 | | 23.33 | 36.54 | 16.87 | | | | | |
| | | 2-Wire Analog Voice Grade Loop - Service Level 1- Zone 3 | | | | | 3 | UEANL | UEAL2 | | 48.43 | 36.54 | 16.87 | | | | | |
| | | 2-Wire Analog Voice Grade Loop - Service Level 1- Zone 1 | | | | | 1 | UEANL | UEASL | | 12.90 | 36.54 | 16.87 | | | | | |
| | | 2-Wire Analog Voice Grade Loop - Service Level 1- Zone 2 | | | | | 2 | UEANL | UEASL | | 23.33 | 36.54 | 16.87 | | | | | |
| | | 2-Wire Analog Voice Grade Loop - Service Level 1- Zone 3 | | | | | 3 | UEANL | UEASL | | 48.43 | 36.54 | 16.87 | | | | | |
| | | Unbundled Miscellaneous Rate Element, Tag Loop at End User Premise | | | | | | UEANL | URETL | | 8.92 | 0.88 | | | | | | |
| | | Loop Testing - Basic 1st Half Hour | | | | | | UEANL | URET1 | | 33.17 | 0.00 | | | | | | |

| UNBUNDLED NETWORK ELEMENTS - Louisiana | | | | | | | | | | | Attachment 2 Exh A: | | | | | | |
|--|---------------|--|--|--|--|---------|------|-----|------|-----------|---------------------|----------------------------------|--------------------------------------|--|--|---|---|
| CATEGORY | RATE ELEMENTS | | | | | Interim | Zone | BCS | USOC | RATES(\$) | | Svc Order Submitted Elec per LSR | Svc Order Submitted Manually per LSR | Incremental Charge - Manual Svc Order vs. Electronic-1st | Incremental Charge - Manual Svc Order vs. Electronic-Add'l | Incremental Charge - Manual Svc Order vs. Electronic-Disc 1st | Incremental Charge - Manual Svc Order vs. Electronic-Disc Add'l |
| | | | | | | | | | | | | | | | | | |
| | | | | | | | | | | | | | | | | | |
| | | | | | | | | | | | | | | | | | |
| | | | | | | | | | | | | | | | | | |
| | | | | | | | | | | | | | | | | | |
| | | | | | | | | | | | | | | | | | |
| | | | | | | | | | | | | | | | | | |
| | | | | | | | | | | | | | | | | | |
| | | | | | | | | | | | | | | | | | |
| | | | | | | | | | | | | | | | | | |
| | | | | | | | | | | | | | | | | | |
| | | | | | | | | | | | | | | | | | |
| | | | | | | | | | | | | | | | | | |
| | | | | | | | | | | | | | | | | | |
| | | | | | | | | | | | | | | | | | |
| | | | | | | | | | | | | | | | | | |
| | | | | | | | | | | | | | | | | | |
| | | | | | | | | | | | | | | | | | |
| | | | | | | | | | | | | | | | | | |
| | | | | | | | | | | | | | | | | | |
| | | | | | | | | | | | | | | | | | |
| | | | | | | | | | | | | | | | | | |
| | | | | | | | | | | | | | | | | | |
| | | | | | | | | | | | | | | | | | |
| | | | | | | | | | | | | | | | | | |
| | | | | | | | | | | | | | | | | | |
| | | | | | | | | | | | | | | | | | |
| | | | | | | | | | | | | | | | | | |
| | | | | | | | | | | | | | | | | | |
| | | | | | | | | | | | | | | | | | |
| | | | | | | | | | | | | | | | | | |
| | | | | | | | | | | | | | | | | | |
| | | | | | | | | | | | | | | | | | |
| | | | | | | | | | | | | | | | | | |
| | | | | | | | | | | | | | | | | | |
| | | | | | | | | | | | | | | | | | |
| | | | | | | | | | | | | | | | | | |
| | | | | | | | | | | | | | | | | | |
| | | | | | | | | | | | | | | | | | |
| | | | | | | | | | | | | | | | | | |
| | | | | | | | | | | | | | | | | | |
| | | | | | | | | | | | | | | | | | |
| | | | | | | | | | | | | | | | | | |
| | | | | | | | | | | | | | | | | | |
| | | | | | | | | | | | | | | | | | |
| | | | | | | | | | | | | | | | | | |
| | | | | | | | | | | | | | | | | | |
| | | | | | | | | | | | | | | | | | |
| | | | | | | | | | | | | | | | | | |
| | | | | | | | | | | | | | | | | | |
| | | | | | | | | | | | | | | | | | |
| | | | | | | | | | | | | | | | | | |
| | | | | | | | | | | | | | | | | | |
| | | | | | | | | | | | | | | | | | |
| | | | | | | | | | | | | | | | | | |
| | | | | | | | | | | | | | | | | | |
| | | | | | | | | | | | | | | | | | |
| | | | | | | | | | | | | | | | | | |
| | | | | | | | | | | | | | | | | | |
| | | | | | | | | | | | | | | | | | |
| | | | | | | | | | | | | | | | | | |
| | | | | | | | | | | | | | | | | | |
| | | | | | | | | | | | | | | | | | |
| | | | | | | | | | | | | | | | | | |
| | | | | | | | | | | | | | | | | | |
| | | | | | | | | | | | | | | | | | |
| | | | | | | | | | | | | | | | | | |
| | | | | | | | | | | | | | | | | | |
| | | | | | | | | | | | | | | | | | |
| | | | | | | | | | | | | | | | | | |
| | | | | | | | | | | | | | | | | | |
| | | | | | | | | | | | | | | | | | |

| UNBUNDLED NETWORK ELEMENTS - Louisiana | | | | | | | | | | | Attachment 2 Exh A: | | | | |
|---|---|---------|------|------------|-------|-----------|--------------|--------|----------------------------------|--------------------------------------|--|--|---|---|-------|
| CATEGORY | RATE ELEMENTS | Interim | Zone | BCS | USOC | RATES(\$) | | | Svc Order Submitted Elec per LSR | Svc Order Submitted Manually per LSR | Incremental Charge - Manual Svc Order vs. Electronic-1st | Incremental Charge - Manual Svc Order vs. Electronic-Add'l | Incremental Charge - Manual Svc Order vs. Electronic-Disc 1st | Incremental Charge - Manual Svc Order vs. Electronic-Disc Add'l | |
| | | | | | | Rec | Nonrecurring | | Nonrecurring Disconnect | | OSS Rates(\$) | | | | |
| | | | | | | | First | Add'l | First | Add'l | SOMEc | SOMAN | SOMAN | SOMAN | SOMAN |
| | 2 Wire Unbundled ADSL Loop including manual service inquiry & facility reservation - Zone 2 | | 2 | UAL | UAL2X | 14.09 | 117.08 | 68.36 | | | | | | | |
| | 2 Wire Unbundled ADSL Loop including manual service inquiry & facility reservation - Zone 3 | | 3 | UAL | UAL2X | 15.75 | 117.08 | 68.36 | | | | | | | |
| | 2 Wire Unbundled ADSL Loop without manual service inquiry & facility reservaton - Zone 1 | | 1 | UAL | UAL2W | 12.29 | 92.83 | 56.02 | | | | | | | |
| | 2 Wire Unbundled ADSL Loop without manual service inquiry & facility reservation - Zone 2 | | 2 | UAL | UAL2W | 14.09 | 92.83 | 56.02 | | | | | | | |
| | 2 Wire Unbundled ADSL Loop without manual service inquiry & facility reservaton - Zone 3 | | 3 | UAL | UAL2W | 15.75 | 92.83 | 56.02 | | | | | | | |
| | CLEC to CLEC Conversion Charge without outside dispatch | | | UAL | UREWO | | 86.07 | 40.34 | | | | | | | |
| 2-WIRE HIGH BIT RATE DIGITAL SUBSCRIBER LINE (HDSL) COMPATIBLE LOOP | | | | | | | | | | | | | | | |
| | 2 Wire Unbundled HDSL Loop including manual service inquiry & facility reservation - Zone 1 | | 1 | UHL | UHL2X | 9.79 | 125.50 | 76.77 | | | | | | | |
| | 2 Wire Unbundled HDSL Loop including manual service inquiry & facility reservation - Zone 2 | | 2 | UHL | UHL2X | 11.52 | 125.50 | 76.77 | | | | | | | |
| | 2 Wire Unbundled HDSL Loop including manual service inquiry & facility reservation - Zone 3 | | 3 | UHL | UHL2X | 12.74 | 125.50 | 76.77 | | | | | | | |
| | 2 Wire Unbundled HDSL Loop without manual service inquiry and facility reservation - Zone 1 | | 1 | UHL | UHL2W | 9.79 | 101.24 | 64.43 | | | | | | | |
| | 2 Wire Unbundled HDSL Loop without manual service inquiry and facility reservation - Zone 2 | | 2 | UHL | UHL2W | 11.52 | 101.24 | 64.43 | | | | | | | |
| | 2 Wire Unbundled HDSL Loop without manual service inquiry and facility reservation - Zone 3 | | 3 | UHL | UHL2W | 12.74 | 101.24 | 64.43 | | | | | | | |
| | CLEC to CLEC Conversion Charge without outside dispatch | | | UHL | UREWO | | 86.00 | 40.34 | | | | | | | |
| 4-WIRE HIGH BIT RATE DIGITAL SUBSCRIBER LINE (HDSL) COMPATIBLE LOOP | | | | | | | | | | | | | | | |
| | 4 Wire Unbundled HDSL Loop including manual service inquiry and facility reservation - Zone 1 | | 1 | UHL | UHL4X | 16.24 | 153.26 | 104.54 | | | | | | | |
| | 4-Wire Unbundled HDSL Loop including manual service inquiry and facility reservation - Zone 2 | | 2 | UHL | UHL4X | 16.65 | 153.26 | 104.54 | | | | | | | |
| | 4-Wire Unbundled HDSL Loop including manual service inquiry and facility reservation - Zone 3 | | 3 | UHL | UHL4X | 17.34 | 153.26 | 104.54 | | | | | | | |
| | 4-Wire Unbundled HDSL Loop without manual service inquiry and facility reservation - Zone 1 | | 1 | UHL | UHL4W | 16.24 | 129.00 | 92.20 | | | | | | | |
| | 4-Wire Unbundled HDSL Loop without manual service inquiry and facility reservation - Zone 2 | | 2 | UHL | UHL4W | 16.65 | 129.00 | 92.20 | | | | | | | |
| | 4-Wire Unbundled HDSL Loop without manual service inquiry and facility reservation - Zone 3 | | 3 | UHL | UHL4W | 17.34 | 129.00 | 92.20 | | | | | | | |
| | CLEC to CLEC Conversion Charge without outside dispatch | | | UHL | UREWO | | 86.00 | 40.34 | | | | | | | |
| 4-WIRE DS1 DIGITAL LOOP | | | | | | | | | | | | | | | |
| | 4-Wire DS1 Digital Loop - Zone 1 | | 1 | USL, NTCD1 | USLXX | 85.70 | 245.16 | 152.98 | | | | | | | |
| | 4-Wire DS1 Digital Loop - Zone 2 | | 2 | USL, NTCD1 | USLXX | 194.96 | 245.16 | 152.98 | | | | | | | |
| | 4-Wire DS1 Digital Loop - Zone 3 | | 3 | USL, NTCD1 | USLXX | 491.94 | 245.16 | 152.98 | | | | | | | |
| | Switch-As-Is Conversion rate per UNE Loop, Single LSR, (per DS1) | | | USL, NTCD1 | URES | | 24.98 | 3.52 | | | | | | | |
| | Switch-As-Is Conversion rate per UNE Loop, Spreadsheet, (per DS1) | | | USL, NTCD1 | URESP | | 26.47 | 5.01 | | | | | | | |
| | CLEC to CLEC Conversion Charge without outside dispatch | | | USL, NTCD1 | UREWO | | 100.93 | 42.98 | | | | | | | |
| 4-WIRE 19.2, 56 OR 64 KBPS DIGITAL GRADE LOOP | | | | | | | | | | | | | | | |
| | 4 Wire Unbundled Digital Loop 2.4 Kbps | | 1 | UDL, NTCUD | UDL2X | 30.99 | 121.86 | 85.48 | | | | | | | |
| | 4 Wire Unbundled Digital Loop 2.4 Kbps | | 2 | UDL, NTCUD | UDL2X | 36.78 | 121.86 | 85.48 | | | | | | | |
| | 4 Wire Unbundled Digital Loop 2.4 Kbps | | 3 | UDL, NTCUD | UDL2X | 38.92 | 121.86 | 85.48 | | | | | | | |
| | 4 Wire Unbundled Digital Loop 4.8 Kbps | | 1 | UDL, NTCUD | UDL4X | 30.99 | 121.86 | 85.48 | | | | | | | |
| | 4 Wire Unbundled Digital Loop 4.8 Kbps | | 2 | UDL, NTCUD | UDL4X | 36.78 | 121.86 | 85.48 | | | | | | | |
| | 4 Wire Unbundled Digital Loop 4.8 Kbps | | 3 | UDL, NTCUD | UDL4X | 38.92 | 121.86 | 85.48 | | | | | | | |
| | 4 Wire Unbundled Digital Loop 9.6 Kbps | | 1 | UDL, NTCUD | UDL9X | 30.99 | 121.86 | 85.48 | | | | | | | |
| | 5 Wire Unbundled Digital Loop 9.6 Kbps | | 2 | UDL, NTCUD | UDL9X | 36.78 | 121.86 | 85.48 | | | | | | | |
| | 6 Wire Unbundled Digital Loop 9.6 Kbps | | 3 | UDL, NTCUD | UDL9X | 38.92 | 121.86 | 85.48 | | | | | | | |
| | 4 Wire Unbundled Digital 19.2 Kbps | | 1 | UDL, NTCUD | UDL19 | 30.99 | 121.86 | 85.48 | | | | | | | |

| UNBUNDLED NETWORK ELEMENTS - Louisiana | | | | | | | | | | | Attachment 2 Exh A: | | | | | |
|--|--|---------|------|--|-------|-----------|--------------|-------|-------------------------|----------------------------------|--------------------------------------|--|--|---|---|-------|
| CATEGORY | RATE ELEMENTS | Interim | Zone | BCS | USOC | RATES(\$) | | | | Svc Order Submitted Elec per LSR | Svc Order Submitted Manually per LSR | Incremental Charge - Manual Svc Order vs. Electronic-1st | Incremental Charge - Manual Svc Order vs. Electronic-Add'l | Incremental Charge - Manual Svc Order vs. Electronic-Disc 1st | Incremental Charge - Manual Svc Order vs. Electronic-Disc Add'l | |
| | | | | | | Rec | Nonrecurring | | Nonrecurring Disconnect | | OSS Rates(\$) | | | | | |
| | | | | | | | First | Add'l | First | Add'l | SOMEc | SOMAN | SOMAN | SOMAN | SOMAN | SOMAN |
| | 4 Wire Unbundled Digital 19.2 Kbps | | 2 | UDL, NTCUD | UDL19 | 36.78 | 121.86 | 85.48 | | | | | | | | |
| | 4 Wire Unbundled Digital 19.2 Kbps | | 3 | UDL, NTCUD | UDL19 | 38.92 | 121.86 | 85.48 | | | | | | | | |
| | 4 Wire Unbundled Digital Loop 56 Kbps - Zone 1 | | 1 | UDL, NTCUD | UDL56 | 30.99 | 121.86 | 85.48 | | | | | | | | |
| | 4 Wire Unbundled Digital Loop 56 Kbps - Zone 2 | | 2 | UDL, NTCUD | UDL56 | 36.78 | 121.86 | 85.48 | | | | | | | | |
| | 4 Wire Unbundled Digital Loop 56 Kbps - Zone 3 | | 3 | UDL, NTCUD | UDL56 | 38.92 | 121.86 | 85.48 | | | | | | | | |
| | 4 Wire Unbundled Digital Loop 64 Kbps - Zone 1 | | 1 | UDL, NTCUD | UDL64 | 30.99 | 121.86 | 85.48 | | | | | | | | |
| | 4 Wire Unbundled Digital Loop 64 Kbps - Zone 2 | | 2 | UDL, NTCUD | UDL64 | 36.78 | 121.86 | 85.48 | | | | | | | | |
| | 4 Wire Unbundled Digital Loop 64 Kbps - Zone 3 | | 3 | UDL, NTCUD | UDL64 | 38.92 | 121.86 | 85.48 | | | | | | | | |
| | Switch-As-Is Conversion rate per UNE Loop, Single LSR, (per DS0) | | | UDL, NTCUD | URES | | 24.98 | 3.52 | | | | | | | | |
| | Switch-As-Is Conversion rate per UNE Loop, Spreadsheet, (per DS0) | | | UDL, NTCUD | URESP | | 26.47 | 5.01 | | | | | | | | |
| | CLEC to CLEC Conversion Charge without outside dispatch | | | UDL, NTCUD | UREWO | | 101.97 | 49.67 | | | | | | | | |
| | 2-WIRE Unbundled COPPER LOOP | | | | | | | | | | | | | | | |
| | 2-Wire Unbundled Copper Loop-Designed including manual service inquiry & facility reservation - Zone 1 | | 1 | UCL | UCLPB | 12.29 | 116.18 | 67.46 | | | | | | | | |
| | 2-Wire Unbundled Copper Loop-Designed including manual service inquiry & facility reservation - Zone 2 | | 2 | UCL | UCLPB | 14.09 | 116.18 | 67.46 | | | | | | | | |
| | 2 Wire Unbundled Copper Loop-Designed including manual service inquiry & facility reservation - Zone 3 | | 3 | UCL | UCLPB | 15.75 | 116.18 | 67.46 | | | | | | | | |
| | 2-Wire Unbundled Copper Loop-Designed without manual service inquiry and facility reservation - Zone 1 | | 1 | UCL | UCLPW | 12.29 | 91.92 | 55.12 | | | | | | | | |
| | 2-Wire Unbundled Copper Loop-Designed without manual service inquiry and facility reservation - Zone 2 | | 2 | UCL | UCLPW | 14.09 | 91.92 | 55.12 | | | | | | | | |
| | 2-Wire Unbundled Copper Loop-Designed without manual service inquiry and facility reservation - Zone 3 | | 3 | UCL | UCLPW | 15.75 | 91.92 | 55.12 | | | | | | | | |
| | CLEC to CLEC Conversion Charge without outside dispatch (UCL-Des) | | | UCL | UREWO | | 91.92 | 42.47 | | | | | | | | |
| | 4-WIRE COPPER LOOP | | | | | | | | | | | | | | | |
| | 4-Wire Copper Loop-Designed including manual service inquiry and facility reservation - Zone 1 | | 1 | UCL | UCL4S | 22.27 | 139.69 | 90.96 | | | | | | | | |
| | 4-Wire Copper Loop-Designed including manual service inquiry and facility reservation - Zone 2 | | 2 | UCL | UCL4S | 18.95 | 139.69 | 90.96 | | | | | | | | |
| | 4-Wire Copper Loop-Designed including manual service inquiry and facility reservation - Zone 3 | | 3 | UCL | UCL4S | 10.99 | 139.69 | 90.96 | | | | | | | | |
| | 4-Wire Copper Loop-Designed without manual service inquiry and facility reservation - Zone 1 | | 1 | UCL | UCL4W | 22.27 | 115.43 | 78.63 | | | | | | | | |
| | 4-Wire Copper Loop-Designed without manual service inquiry and facility reservation - Zone 2 | | 2 | UCL | UCL4W | 18.95 | 115.43 | 78.63 | | | | | | | | |
| | 4-Wire Copper Loop-Designed without manual service inquiry and facility reservation - Zone 3 | | 3 | UCL | UCL4W | 10.99 | 115.43 | 78.63 | | | | | | | | |
| | CLEC to CLEC Conversion Charge without outside dispatch (UCL-Des) | | | UCL | UREWO | | 91.92 | 42.47 | | | | | | | | |
| | Order Coordination for Unbundled Copper Loops (per loop) | | | UCL | UCLMC | | 7.92 | 7.92 | | | | | | | | |
| | Order Coordination for Specified Conversion Time (per LSR) | | | UEA, UDN, UAL, UHL, UDL, NTCVG, NTCUD, USL, NTCDD1 | OCOSL | | 17.56 | | | | | | | | | |
| | Rearrangements | | | | | | | | | | | | | | | |
| | EEL to UNE-L Retermination, per 2 Wire Unbundled Voice Loop-SL2 | | | UEA | UREEL | | 87.59 | 36.30 | | | | | | | | |
| | EEL to UNE-L Retermination, per 4 Wire Unbundled Voice Loop | | | UEA | UREEL | | 87.59 | 36.30 | | | | | | | | |
| | EEL to UNE-L Retermination, per 2 Wire ISDN Loop | | | UDN | UREEL | | 91.49 | 44.09 | | | | | | | | |
| | EEL to UNE-L Retermination, per 4 Wire Unbundled Digital Loop | | | UDL | UREEL | | 101.97 | 49.67 | | | | | | | | |
| | EEL to UNE-L Retermination, per 4 Wire Unbundled DS1 Loop | | | USL | UREEL | | 100.93 | 42.98 | | | | | | | | |
| | LOOP MODIFICATION | | | | | | | | | | | | | | | |

| UNBUNDLED NETWORK ELEMENTS - Louisiana | | | | | | | | | | | Attachment 2 Exh A: | | | | | |
|--|---|---------|------|---|-------|-----------|--------------|--------|-------------------------|----------------------------------|--------------------------------------|--|--|---|---|-------|
| CATEGORY | RATE ELEMENTS | Interim | Zone | BCS | USOC | RATES(\$) | | | | Svc Order Submitted Elec per LSR | Svc Order Submitted Manually per LSR | Incremental Charge - Manual Svc Order vs. Electronic-1st | Incremental Charge - Manual Svc Order vs. Electronic-Add'l | Incremental Charge - Manual Svc Order vs. Electronic-Disc 1st | Incremental Charge - Manual Svc Order vs. Electronic-Disc Add'l | |
| | | | | | | Rec | Nonrecurring | | Nonrecurring Disconnect | | OSS Rates(\$) | | | | | |
| | | | | | | | First | Add'l | First | Add'l | SOME C | SOMAN | SOMAN | SOMAN | SOMAN | SOMAN |
| | Unbundled Loop Modification, Removal of Load Coils - 2 Wire pair less than or equal to 18k ft, per Unbundled Loop | | | UAL, UHL, UCL, UEQ, ULS, UEA, UEANL, UEPSR, UEPSB | ULM2L | | 0.00 | 0.00 | | | | | | | | |
| | Unbundled Loop Modification Removal of Load Coils - 4 Wire less than or equal to 18K ft, per Unbundled Loop | | | UHL, UCL, UEA | ULM4L | | 0.00 | 0.00 | | | | | | | | |
| | Unbundled Loop Modification Removal of Bridged Tap Removal, per unbundled loop | | | UAL, UHL, UCL, UEQ, ULS, UEA, UEANL, UEPSR, UEPSB | ULMBT | | 12.15 | 12.15 | | | | | | | | |
| SUB-LOOPS | | | | | | | | | | | | | | | | |
| | Sub-Loop Distribution | | | | | | | | | | | | | | | |
| | Sub-Loop - Per Cross Box Location - CLEC Feeder Facility Set-Up | | | UEANL, UEF | USBSA | | 144.09 | 144.09 | | | | | | | | |
| | Sub-Loop - Per Cross Box Location - Per 25 Pair Panel Set-Up | | | UEANL, UEF | USBSB | | 10.99 | 10.99 | | | | | | | | |
| | Sub-Loop - Per Building Equipment Room - CLEC Feeder Facility Set-Up | | | UEANL | USBSC | | 86.16 | 86.16 | | | | | | | | |
| | Sub-Loop - Per Building Equipment Room - Per 25 Pair Panel Set-Up | | | UEANL | USBSD | | 27.13 | 27.13 | | | | | | | | |
| | Sub-Loop Distribution Per 2-Wire Analog Voice Grade Loop - Zone 1 | | 1 | UEANL | USBN2 | 7.57 | 63.89 | 30.06 | | | | | | | | |
| | Sub-Loop Distribution Per 2-Wire Analog Voice Grade Loop - Zone 2 | | 2 | UEANL | USBN2 | 12.75 | 63.89 | 30.06 | | | | | | | | |
| | Sub-Loop Distribution Per 2-Wire Analog Voice Grade Loop - Zone 3 | | 3 | UEANL | USBN2 | 21.45 | 63.89 | 30.06 | | | | | | | | |
| | Order Coordination for Unbundled Sub-Loops, per sub-loop pair | | | UEANL | USBMC | | 7.92 | 7.92 | | | | | | | | |
| | Sub-Loop Distribution Per 4-Wire Analog Voice Grade Loop - Zone 1 | | 1 | UEANL | USBN4 | 11.76 | 76.75 | 42.92 | | | | | | | | |
| | Sub-Loop Distribution Per 4-Wire Analog Voice Grade Loop - Zone 2 | | 2 | UEANL | USBN4 | 16.84 | 76.75 | 42.92 | | | | | | | | |
| | Sub-Loop Distribution Per 4-Wire Analog Voice Grade Loop - Zone 3 | | 3 | UEANL | USBN4 | 19.27 | 76.75 | 42.92 | | | | | | | | |
| | Order Coordination for Unbundled Sub-Loops, per sub-loop pair | | | UEANL | USBMC | | 7.92 | 7.92 | | | | | | | | |
| | Sub-Loop 2-Wire Intrabuilding Network Cable (INC) | | | UEANL | USBR2 | 2.91 | 51.48 | 17.65 | | | | | | | | |
| | Order Coordination for Unbundled Sub-Loops, per sub-loop pair | | | UEANL | USBMC | | 7.92 | 7.92 | | | | | | | | |
| | Sub-Loop 4-Wire Intrabuilding Network Cable (INC) | | | UEANL | USBR4 | 6.58 | 57.54 | 23.71 | | | | | | | | |
| | Order Coordination for Unbundled Sub-Loops, per sub-loop pair | | | UEANL | USBMC | | 7.92 | 7.92 | | | | | | | | |
| | Loop Testing - Basic 1st Half Hour | | | UEANL | URET1 | | 33.17 | 0.00 | | | | | | | | |
| | Loop Testing - Basic Additional Half Hour | | | UEANL | URETA | | 19.28 | 19.28 | | | | | | | | |
| | 2 Wire Copper Unbundled Sub-Loop Distribution - Zone 1 | | 1 | UEF | UCS2X | 6.26 | 63.89 | 30.06 | | | | | | | | |
| | 2 Wire Copper Unbundled Sub-Loop Distribution - Zone 2 | | 2 | UEF | UCS2X | 10.07 | 63.89 | 30.06 | | | | | | | | |
| | 2 Wire Copper Unbundled Sub-Loop Distribution - Zone 3 | | 3 | UEF | UCS2X | 12.70 | 63.89 | 30.06 | | | | | | | | |
| | Order Coordination for Unbundled Sub-Loops, per sub-loop pair | | | UEF | USBMC | | 7.92 | 7.92 | | | | | | | | |
| | 4 Wire Copper Unbundled Sub-Loop Distribution - Zone 1 | | 1 | UEF | UCS4X | 8.03 | 76.75 | 42.92 | | | | | | | | |
| | 4 Wire Copper Unbundled Sub-Loop Distribution - Zone 2 | | 2 | UEF | UCS4X | 10.71 | 76.75 | 42.92 | | | | | | | | |
| | 4 Wire Copper Unbundled Sub-Loop Distribution - Zone 3 | | 3 | UEF | UCS4X | 6.08 | 76.75 | 42.92 | | | | | | | | |
| | Order Coordination for Unbundled Sub-Loops, per sub-loop pair | | | UEF | USBMC | | 7.92 | 7.92 | | | | | | | | |
| | Loop Tagging Service Level 1, Unbundled Copper Loop, Non-Designed and Distribution Subloops | | | UEF, UEANL | URETL | | 8.92 | 0.88 | | | | | | | | |
| | Loop Testing - Basic 1st Half Hour | | | UEF | URET1 | | 33.17 | 0.00 | | | | | | | | |
| | Loop Testing - Basic Additional Half Hour | | | UEF | URETA | | 19.28 | 19.28 | | | | | | | | |
| Unbundled Sub-Loop Modification | | | | | | | | | | | | | | | | |

| UNBUNDLED NETWORK ELEMENTS - Louisiana | | | | | | | | | | | Attachment 2 Exh A: | | | | | |
|---|---------------|--|---------|------|---|-------|-----------|--------------|-------|-------------------------|----------------------------------|--------------------------------------|--|--|---|---|
| CATEGORY | RATE ELEMENTS | | Interim | Zone | BCS | USOC | RATES(\$) | | | | Svc Order Submitted Elec per LSR | Svc Order Submitted Manually per LSR | Incremental Charge - Manual Svc Order vs. Electronic-1st | Incremental Charge - Manual Svc Order vs. Electronic-Add'l | Incremental Charge - Manual Svc Order vs. Electronic-Disc 1st | Incremental Charge - Manual Svc Order vs. Electronic-Disc Add'l |
| | | | | | | | Rec | Nonrecurring | | Nonrecurring Disconnect | | OSS Rates(\$) | | | | |
| | | | | | | | | First | Add'l | First | Add'l | SOMEc | SOMAN | SOMAN | SOMAN | SOMAN |
| | | Unbundled Sub-Loop Modification - 2-W Copper Dist Load Coil/Equip Removal per 2-W PR | | | UEF | ULM2X | | 0.00 | 0.00 | | | | | | | |
| | | Unbundled Sub-loop Modification - 4-W Copper Dist Load Coil/Equip Removal per 4-W PR | | | UEF | ULM4X | | 0.00 | 0.00 | | | | | | | |
| | | Unbundled Loop Modification, Removal of Bridge Tap, per unbundled loop | | | UEF | ULMBT | | 224.55 | 4.29 | | | | | | | |
| | | Unbundled Network Terminating Wire (UNTW) | | | | | | | | | | | | | | |
| | | Unbundled Network Terminating Wire (UNTW) per Pair | | | UENTW | UENPP | 0.3454 | 14.72 | 14.72 | | | | | | | |
| | | Network Interface Device (NID) | | | | | | | | | | | | | | |
| | | Network Interface Device (NID) - 1-2 lines | | | UENTW | UND12 | | 42.26 | 27.83 | | | | | | | |
| | | Network Interface Device (NID) - 1-6 lines | | | UENTW | UND16 | | 62.86 | 48.43 | | | | | | | |
| | | Network Interface Device Cross Connect - 2 W | | | UENTW | UNDC2 | | 5.73 | 5.73 | | | | | | | |
| | | Network Interface Device Cross Connect - 4W | | | UENTW | UNDC4 | | 5.73 | 5.73 | | | | | | | |
| UNE OTHER, PROVISIONING ONLY - NO RATE | | | | | | | | | | | | | | | | |
| | | | | | UAL, UCL, UDC, UDL, UDN, UEA, UHL, UEANL, UEF, UEQ, UENTW, NTCVG, NTCUD, NTCD1, USL | | | | | | | | | | | |
| | | Unbundled Contact Name, Provisioning Only - no rate | | | | UNECN | 0.00 | 0.00 | | | | | | | | |
| | | Unbundled DS1 Loop - Superframe Format Option - no rate | | | USL, NTCD1 | CCOSF | 0.00 | 0.00 | | | | | | | | |
| | | Unbundled DS1 Loop - Expanded Superframe Format option - no rate | | | USL, NTCD1 | CCOEF | 0.00 | 0.00 | | | | | | | | |
| | | NID - Dispatch and Service Order for NID installation | | | UENTW | UNDBX | 0.00 | 0.00 | | | | | | | | |
| | | UNTW Circuit Establishment, Provisioning Only - No Rate | | | UENTW | UENCE | 0.00 | 0.00 | | | | | | | | |
| LOOP MAKE-UP | | | | | | | | | | | | | | | | |
| | | Loop Makeup - Preordering Without Reservation, per working or spare facility queried (Manual). | | | UMK | UMKLW | | 23.29 | 23.29 | | | | | | | |
| | | Loop Makeup - Preordering With Reservation, per spare facility queried (Manual). | | | UMK | UMKLP | | 24.70 | 24.70 | | | | | | | |
| | | Loop Makeup--With or Without Reservation, per working or spare facility queried (Mechanized) | | | UMK | UMKMQ | | 0.19 | 0.19 | | | | | | | |
| LINE SPLITTING | | | | | | | | | | | | | | | | |
| | | END USER ORDERING-CENTRAL OFFICE BASED | | | | | | | | | | | | | | |
| | | Line Splitting - per line activation DLEC owned splitter | | | UEPSR UEPSB | UREOS | 0.61 | | | | | | | | | |
| | | Line Splitting - per line activation BST owned - physical | | | UEPSR UEPSB | UREBP | 0.61 | 17.97 | 10.29 | | | | | | | |
| | | Line Splitting - per line activation BST owned - virtual | | | UEPSR UEPSB | UREBV | 0.61 | 17.97 | 10.29 | | | | | | | |
| UNBUNDLED EXCHANGE ACCESS LOOP | | | | | | | | | | | | | | | | |
| 2-WIRE ANALOG VOICE GRADE LOOP | | | | | | | | | | | | | | | | |
| | | 2 Wire Analog Voice Grade Loop-Service Level 1-Line Splitting-Zone 1 | | 1 | UEPSR UEPSB | UEALS | 12.90 | 36.54 | 16.87 | 0.00 | 0.00 | | | | | |
| | | 2 Wire Analog Voice Grade Loop-Service Level 1-Line Splitting-Zone 1 | | 1 | UEPSR UEPSB | UEABS | 12.90 | 36.54 | 16.87 | 0.00 | 0.00 | | | | | |
| | | 2 Wire Analog Voice Grade Loop- Service Level 1-Line Splitting-Zone 2 | | 2 | UEPSR UEPSB | UEALS | 23.33 | 36.54 | 16.87 | 0.00 | 0.00 | | | | | |
| | | 2 Wire Analog Voice Grade Loop- Service Level 1-Line Splitting-Zone 2 | | 2 | UEPSR UEPSB | UEABS | 23.33 | 36.54 | 16.87 | 0.00 | 0.00 | | | | | |
| | | 2 Wire Analog Voice Grade Loop-Service Level 1-Line Splitting-Zone 3 | | 3 | UEPSR UEPSB | UEALS | 48.43 | 36.54 | 16.87 | 0.00 | 0.00 | | | | | |
| | | 2 Wire Analog Voice Grade Loop-Service Level 1-Line Splitting-Zone 3 | | 3 | UEPSR UEPSB | UEABS | 48.43 | 36.54 | 16.87 | 0.00 | 0.00 | | | | | |
| PHYSICAL COLLOCATION | | | | | | | | | | | | | | | | |
| | | Physical Collocation-2 Wire Cross Connects (Loop) for Line Splitting | | | UEPSR UEPSB | PE1LS | 0.0318 | 11.94 | 11.46 | 0.00 | 0.00 | | | | | |
| VIRTUAL COLLOCATION | | | | | | | | | | | | | | | | |
| | | Virtual Collocation-2 Wire Cross Connects (Loop) for Line Splitting | | | UEPSR UEPSB | VE1LS | 0.0296 | 11.94 | 11.46 | 0.00 | 0.00 | | | | | |
| UNBUNDLED DEDICATED TRANSPORT | | | | | | | | | | | | | | | | |
| INTEROFFICE CHANNEL - DEDICATED TRANSPORT | | | | | | | | | | | | | | | | |

| UNBUNDLED NETWORK ELEMENTS - Louisiana | | | | | | | | | | | Attachment 2 Exh A: | | | | | |
|---|--|-------------|------|------------|-------|-----------|--------------|--------|-------------------------|---|---|--|--|---|---|--|
| CATEGORY | RATE ELEMENTS | Interi m | Zone | BCS | USOC | RATES(\$) | | | | Svc Order Submitted Elec per LSR | Svc Order Submitted Manually per LSR | Incremental Charge - Manual Svc Order vs. Electronic- 1st | Incremental Charge - Manual Svc Order vs. Electronic- Add'l | Incremental Charge - Manual Svc Order vs. Electronic- Disc 1st | Incremental Charge - Manual Svc Order vs. Electronic- Disc Add'l | |
| | | | | | | Rec | Nonrecurring | | Nonrecurring Disconnect | | OSS Rates(\$) | | | | | |
| | | | | | | | First | Add'l | First | Add'l | SOME | SOMAN | SOMAN | SOMAN | SOMAN | |
| | Interoffice Channel - 2-Wire Voice Grade - per mile | | | U1TVX | 1L5XX | 0.013 | | | | | | | | | | |
| | Interoffice Channel - 2-Wire Voice Grade - Facility Termination | | | U1TVX | U1TV2 | 22.60 | 39.36 | 26.62 | | | | | | | | |
| | Interoffice Channel - 2-Wire Voice Grade Rev Bat. - per mile | | | U1TVX | 1L5XX | 0.013 | | | | | | | | | | |
| | Interoffice Channel - 2-Wire VG Rev Bat. - Facility Termination | | | U1TVX | U1TR2 | 22.60 | 39.36 | 26.62 | | | | | | | | |
| | Interoffice Channel - 4-Wire Voice Grade - per mile | | | U1TVX | 1L5XX | 0.013 | | | | | | | | | | |
| | Interoffice Channel - 4-Wire Voice Grade - Facility Termination | | | U1TVX | U1TV4 | 19.81 | 39.36 | 26.62 | | | | | | | | |
| | Interoffice Channel - 56 kbps - per mile | | | U1TDX | 1L5XX | 0.013 | | | | | | | | | | |
| | Interoffice Channel - 56 kbps - Facility Termination | | | U1TDX | U1TD5 | 15.61 | 39.36 | 26.62 | | | | | | | | |
| | Interoffice Channel - 64 kbps - per mile | | | U1TDX | 1L5XX | 0.013 | | | | | | | | | | |
| | Interoffice Channel - 64 kbps - Facility Termination | | | U1TDX | U1TD6 | 15.61 | 39.36 | 26.62 | | | | | | | | |
| | Interoffice Channel - DS1 - per mile | | | U1TD1 | 1L5XX | 0.2652 | | | | | | | | | | |
| | Interoffice Channel - DS1 - Facility Termination | | | U1TD1 | U1TF1 | 70.47 | 86.69 | 79.44 | | | | | | | | |
| | Interoffice Channel - DS3 - per mile | | | U1TD3 | 1L5XX | 6.04 | | | | | | | | | | |
| | Interoffice Channel - DS3 - Facility Termination | | | U1TD3 | U1TF3 | 850.45 | 270.69 | 158.05 | | | | | | | | |
| | Interoffice Channel - STS-1 - per mile | | | U1TS1 | 1L5XX | 6.04 | | | | | | | | | | |
| | Interoffice Channel - STS-1 - Facility Termination | | | U1TS1 | U1TFS | 830.19 | 270.69 | 158.05 | | | | | | | | |
| UNBUNDLED DARK FIBER | | | | | | | | | | | | | | | | |
| | Dark Fiber - Interoffice Transport, Per Four Fiber Strands, Per Route Mile Or Fraction Thereof | | | UDF, UDFCX | 1L5DF | 25.28 | | | | | | | | | | |
| | Dark Fiber - Interoffice Transport, Per Four Fiber Strands, Per Route Mile Or Fraction Thereof | | | UDF, UDFCX | UDF14 | | 620.60 | 133.88 | | | | | | | | |
| HIGH CAPACITY UNBUNDLED LOCAL LOOP | | | | | | | | | | | | | | | | |
| DS-3/STS-1 UNBUNDLED LOCAL LOOP - Stand Alone | | | | | | | | | | | | | | | | |
| | DS3 Unbundled Local Loop - per mile | | | UE3 | 1L5ND | 10.04 | | | | | | | | | | |
| | DS3 Unbundled Local Loop - Facility Termination | | | UE3 | UE3PX | 362.34 | 438.46 | 256.30 | | | | | | | | |
| | STS-1 Unbundled Local Loop - per mile | | | UDLSX | 1L5ND | 10.04 | | | | | | | | | | |
| | STS-1 Unbundled Local Loop - Facility Termination | | | UDLSX | UDLS1 | 374.56 | 438.46 | 256.30 | | | | | | | | |
| ENHANCED EXTENDED LINK (EELs) | | | | | | | | | | | | | | | | |
| Network Elements Used in Combinations | | | | | | | | | | | | | | | | |
| | 2-Wire VG Loop (SL2) in Combination - Zone 1 | | 1 | UNCVX | UEAL2 | 14.93 | 94.21 | 45.09 | | | | | | | | |
| | 2-Wire VG Loop (SL2) in Combination - Zone 2 | | 2 | UNCVX | UEAL2 | 25.35 | 94.21 | 45.09 | | | | | | | | |
| | 2-Wire VG Loop (SL2) in Combination - Zone 3 | | 3 | UNCVX | UEAL2 | 50.46 | 94.21 | 45.09 | | | | | | | | |
| | 4-Wire Analog Voice Grade Loop in Combination - Zone 1 | | 1 | UNCVX | UEAL4 | 30.81 | 94.21 | 45.09 | | | | | | | | |
| | 4-Wire Analog Voice Grade Loop in Combination - Zone 2 | | 2 | UNCVX | UEAL4 | 38.32 | 94.21 | 45.09 | | | | | | | | |
| | 4-Wire Analog Voice Grade Loop in Combination - Zone 3 | | 3 | UNCVX | UEAL4 | 60.39 | 94.21 | 45.09 | | | | | | | | |
| | 2-Wire ISDN Loop in Combination - Zone 1 | | 1 | UNCNX | U1L2X | 22.09 | 94.21 | 45.09 | | | | | | | | |
| | 2-Wire ISDN Loop in Combination - Zone 2 | | 2 | UNCNX | U1L2X | 35.28 | 94.21 | 45.09 | | | | | | | | |
| | 2-Wire ISDN Loop in Combination - Zone 3 | | 3 | UNCNX | U1L2X | 65.18 | 94.21 | 45.09 | | | | | | | | |
| | 4-Wire 56Kbps Digital Grade Loop in Combination - Zone 1 | | 1 | UNCDX | UDL56 | 30.99 | 94.21 | 45.09 | | | | | | | | |
| | 4-Wire 56Kbps Digital Grade Loop in Combination - Zone 2 | | 2 | UNCDX | UDL56 | 36.78 | 94.21 | 45.09 | | | | | | | | |
| | 4-Wire 56Kbps Digital Grade Loop in Combination - Zone 3 | | 3 | UNCDX | UDL56 | 38.92 | 94.21 | 45.09 | | | | | | | | |
| | 4-Wire 64Kbps Digital Grade Loop in Combination - Zone 1 | | 1 | UNCDX | UDL64 | 30.99 | 94.21 | 45.09 | | | | | | | | |
| | 4-Wire 64Kbps Digital Grade Loop in Combination - Zone 2 | | 2 | UNCDX | UDL64 | 36.78 | 94.21 | 45.09 | | | | | | | | |
| | 4-Wire 64Kbps Digital Grade Loop in Combination - Zone 3 | | 3 | UNCDX | UDL64 | 38.92 | 94.21 | 45.09 | | | | | | | | |
| | 4-Wire DS1 Digital Loop in Combination - Zone 1 | | 1 | UNC1X | USLXX | 85.70 | 169.22 | 100.89 | | | | | | | | |
| | 4-Wire DS1 Digital Loop in Combination - Zone 2 | | 2 | UNC1X | USLXX | 194.96 | 169.22 | 100.89 | | | | | | | | |
| | 4-Wire DS1 Digital Loop in Combination - Zone 3 | | 3 | UNC1X | USLXX | 491.94 | 169.22 | 100.89 | | | | | | | | |
| | DS3 Local Loop in combination - per mile | | | UNC3X | 1L5ND | 10.04 | | | | | | | | | | |
| | DS3 Local Loop in combination - Facility Termination | | | UNC3X | UE3PX | 362.34 | 188.45 | 125.51 | | | | | | | | |
| | STS-1 Local Loop in combination - per mile | | | UNC3X | 1L5ND | 10.04 | | | | | | | | | | |
| | STS-1 Local Loop in combination - Facility Termination | | | UNC3X | UDLS1 | 374.56 | 188.45 | 125.51 | | | | | | | | |
| | Interoffice Channel in combination - 2-wire VG - per mile | | | UNCVX | 1L5XX | 0.013 | | | | | | | | | | |
| | Interoffice Channel in combination - 2-wire VG - Facility Termination | | | UNCVX | U1TV2 | 22.60 | 72.60 | 41.75 | | | | | | | | |
| | Interoffice Channel in combination - 4-wire VG - per mile | | | UNCVX | 1L5XX | 0.013 | | | | | | | | | | |
| | Interoffice Channel in combination - 4-wire VG - Facility Termination | | | UNCVX | U1TV4 | 19.81 | 72.60 | 41.75 | | | | | | | | |

| UNBUNDLED NETWORK ELEMENTS - Louisiana | | | | | | | | | | | Attachment 2 Exh A: | | | | | |
|---|---------------|---|-------------|------|--|--------|-----------|--------------|--------|-------------------------|---|---|--|--|---|---|
| CATEGORY | RATE ELEMENTS | | Interi m | Zone | BCS | USOC | RATES(\$) | | | | Svc Order Submitted Elec per LSR | Svc Order Submitted Manually per LSR | Incremental Charge - Manual Svc Order vs. Electronic- 1st | Incremental Charge - Manual Svc Order vs. Electronic- Add'l | Incremental Charge - Manual Svc Order vs. Electronic- Disc 1st | Incremental Charge - Manual Svc Order vs. Electronic- Disc Add'l |
| | | | | | | | Rec | Nonrecurring | | Nonrecurring Disconnect | | OSS Rates(\$) | | | | |
| | | | | | | | | First | Add'l | First | Add'l | SOMEc | SOMAN | SOMAN | SOMAN | SOMAN |
| | | Interoffice Channel in combination - 4-wire 56 kbps - per mile | | | UNCDX | 1L5XX | 0.013 | | | | | | | | | |
| | | Interoffice Channel in combination - 4-wire 56 kbps - Facility Termination | | | UNCDX | U1TD5 | 15.61 | 72.60 | 41.75 | | | | | | | |
| | | Interoffice Channel in combination - 4-wire 64 kbps - per mile | | | UNCDX | 1L5XX | 0.013 | | | | | | | | | |
| | | Interoffice Channel in combination - 4-wire 64 kbps - Facility Termination | | | UNCDX | U1TD6 | 15.61 | 72.60 | 41.75 | | | | | | | |
| | | Interoffice Channel in combination - DS1 - per mile | | | UNC1X | 1L5XX | 0.2652 | | | | | | | | | |
| | | Interoffice Channel in combination - DS1 Facility Termination | | | UNC1X | U1TF1 | 70.47 | 143.58 | 103.88 | | | | | | | |
| | | Interoffice Channel in combination - DS3 - per mile | | | UNC3X | 1L5XX | 6.04 | | | | | | | | | |
| | | Interoffice Channel in combination - DS3 - Facility Termination | | | UNC3X | U1TF3 | 850.45 | 296.68 | 121.16 | | | | | | | |
| | | Interoffice Channel in combination - STS-1 - per mile | | | UNC3X | 1L5XX | 6.04 | | | | | | | | | |
| | | Interoffice Channel in combination - STS-1 Facility Termination | | | UNC3X | U1TFS | 830.19 | 296.68 | 121.16 | | | | | | | |
| ADDITIONAL NETWORK ELEMENTS | | | | | | | | | | | | | | | | |
| Optional Features & Functions: | | | | | | | | | | | | | | | | |
| | | Clear Channel Capability Extended Frame Option - per DS1 | I | | U1TD1, ULDD1,UNC1X | CCOEF | | 0.00 | 0.00 | 0.00 | 0.00 | | | | | |
| | | Clear Channel Capability Super FrameOption - per DS1 | I | | U1TD1, ULDD1,UNC1X | CCOSF | | 0.00 | 0.00 | 0.00 | 0.00 | | | | | |
| | | Clear Channel Capability (SF/ESF) Option - Subsequent Activity - per DS1 | I | | ULDD1, U1TD1, UNC1X, USL | NRCCC | | 184.65 | 23.79 | 1.97 | 0.77 | | | | | |
| | | C-bit Parity Option - Subsequent Activity - per DS3 | i | | U1TD3, ULDD3, UE3, UNC3X | NRCCC3 | | 218.78 | 7.66 | 0.7263 | 0.00 | | | | | |
| | | DS1/DS0 Channel System | | | UNC1X | MQ1 | 105.09 | 59.97 | 12.96 | | | | | | | |
| | | DS3/DS1Channel System | | | UNC3X, UNC3X | MQ3 | 201.48 | 107.05 | 48.07 | | | | | | | |
| | | Voice Grade COCI in combination | | | UNCVX | 1D1VG | 0.6497 | 5.91 | 4.26 | | | | | | | |
| | | Voice Grade COCI - for Stand Alone Local Loop | | | UEA | 1D1VG | 0.6497 | 5.91 | 4.26 | | | | | | | |
| | | Voice Grade COCI - for connection to a channelized DS1 Local Channel in the same SWC as collocation | | | U1TUC | 1D1VG | 0.6497 | 5.91 | 4.26 | | | | | | | |
| | | OCU-DP COCI (2.4-64kbs) in combination | | | UNCDX | 1D1DD | 1.38 | 5.91 | 4.26 | | | | | | | |
| | | OCU-DP COCI (2.4-64kbs) - for Stand Alone Local Loop | | | UDL | 1D1DD | 1.38 | 5.91 | 4.26 | | | | | | | |
| | | OCU-DP COCI (2.4-64kbs) - for connection to a channelized DS1 Local Channel in the same SWC as collocation | | | U1TUD | 1D1DD | 1.38 | 5.91 | 4.26 | | | | | | | |
| | | 2-wire ISDN COCI (BRITE) in combination | | | UNCNX | UC1CA | 2.96 | 6.39 | 4.58 | | | | | | | |
| | | 2-wire ISDN COCI (BRITE) - for a Local Loop | | | UDN | UC1CA | 2.96 | 6.39 | 4.58 | | | | | | | |
| | | 2-wire ISDN COCI (BRITE) - for connection to a channelized DS1 Local Channel in the same SWC as collocation | | | U1TUB | UC1CA | 2.96 | 6.39 | 4.58 | | | | | | | |
| | | DS1 COCI in combination | | | UNC1X | UC1D1 | 11.78 | 5.91 | 4.26 | | | | | | | |
| | | DS1 COCI - for Stand Alone Local Channel | | | ULDD1 | UC1D1 | 11.78 | 5.91 | 4.26 | | | | | | | |
| | | DS1 COCI - for Stand Alone Interoffice Channel | | | U1TD1 | UC1D1 | 11.78 | 5.91 | 4.26 | | | | | | | |
| | | DS1 COCI - for Stand Alone Local Loop | | | USL | UC1D1 | 11.78 | 5.91 | 4.26 | | | | | | | |
| | | DS1 COCI - for connection to a channelized DS1 Local Channel in the same SWC as collocation | | | U1TUA | UC1D1 | 11.78 | 5.91 | 4.26 | | | | | | | |
| | | Wholesale to UNE, Switch-As-Is Conversion Charge | | | UNCVX, U1TVX, UNCDX, U1TDX, UNC1X, U1TD1,UNC3X, U1TD3, UNC3X, U1TS1, UDF,UDFCX | UNCCC | | 5.43 | 5.43 | | | | | | | |
| | | Unbundled Misc Rate Element, SNE SAI, Single Network Element - Switch As Is Non-recurring Charge, per circuit (LSR) | I | | U1TVX, U1TDX, U1TD1, U1TD3, U1TS1, UDF, UE3 | URES | | 36.83 | 16.12 | | | | | | | |
| | | Unbundled Misc Rate Element, SNE SAI, Single Network Element - Switch As Is Non-recurring Charge, incremental charge per circuit on a spreadsheet | i | | U1TVX, U1TDX, U1TD1, U1TD3, U1TS1, UDF, UE3 | URES | | 1.49 | 1.49 | | | | | | | |
| | | UNE Reconfiguration Change Charge per Circuit | I | | UNC1X | URERC | | 35.00 | 35.00 | | | | | | | |
| | | UNE Reconfiguration Change Charge per Circuit Project Managed | I | | UNC1X | URERP | | 1.49 | 1.49 | | | | | | | |
| Access to DCS - Customer Reconfiguration (FlexServ) | | | | | | | | | | | | | | | | |

| UNBUNDLED NETWORK ELEMENTS - Louisiana | | | | | | | | | | | Attachment 2 Exh A: | | | | | |
|--|---|---------|------|--|-------|------------|--------------|--------|-------------------------|----------------------------------|--------------------------------------|--|--|---|---|--|
| CATEGORY | RATE ELEMENTS | Interim | Zone | BCS | USOC | RATES(\$) | | | | Svc Order Submitted Elec per LSR | Svc Order Submitted Manually per LSR | Incremental Charge - Manual Svc Order vs. Electronic-1st | Incremental Charge - Manual Svc Order vs. Electronic-Add'l | Incremental Charge - Manual Svc Order vs. Electronic-Disc 1st | Incremental Charge - Manual Svc Order vs. Electronic-Disc Add'l | |
| | | | | | | Rec | Nonrecurring | | Nonrecurring Disconnect | | OSS Rates(\$) | | | | | |
| | | | | | | | First | Add'l | First | Add'l | SOMEc | SOMAN | SOMAN | SOMAN | SOMAN | |
| | Customer Reconfiguration Establishment | | | | | | 1.43 | | | | | | | | | |
| | DS1 DCS Termination with DS0 Switching | | | | | 19.58 | | 19.09 | | | | | | | | |
| | DS1 DCS Termination with DS1 Switching | | | | | 10.95 | | 12.22 | | | | | | | | |
| | DS3 DCS Termination with DS1 Switching | | | | | 149.41 | | 19.09 | | | | | | | | |
| | Node (SynchroNet) | | | | | | | | | | | | | | | |
| | Node per month | | | UNCDX | UNCNT | 15.43 | | | | | | | | | | |
| | Service Rearrangements | | | | | | | | | | | | | | | |
| | NRC - Change in Facility Assignment per circuit Service Rearrangement | I | | U1TVX, U1TDX, UEA, UDL, U1TUC, U1TUD, U1TUB, ULDVX, ULDDX, UNCVX, UNCDX, UNC1X | URETD | | 100.93 | 42.98 | | | | | | | | |
| | NRC - Change in Facility Assignment per circuit Project Management (added to CFA per circuit if project managed) | I | | U1TVX, U1TDX, UEA, UDL, U1TUC, U1TUD, U1TUB, ULDVX, ULDDX, UNCVX, UNCDX, UNC1X | URETB | | 1.28 | 1.28 | | | | | | | | |
| | NRC - Order Coordination Specific Time - Dedicated Transport | I | | UNC1X | OCOSR | | 18.85 | 18.85 | | | | | | | | |
| SIGNALING (CCS7) | | | | | | | | | | | | | | | | |
| | NOTE: "bk" beside a rate indicates that the parties have agreed to bill and keep for that element pursuant to the terms and conditions in Attachment 3. | | | | | | | | | | | | | | | |
| | CCS7 Signaling Usage, Per TCAP Message | | | | | 0.000064bk | | | | | | | | | | |
| | CCS7 Signaling Usage, Per ISUP Message | | | | | 0.000016bk | | | | | | | | | | |
| LNP Query Service | | | | | | | | | | | | | | | | |
| | LNP Charge Per query | | | | | 0.0008559 | | | | | | | | | | |
| | LNP Service Establishment Manual | | | | | | 12.16 | | | | | | | | | |
| | LNP Service Provisioning with Point Code Establishment | | | | | | 576.33 | 294.43 | | | | | | | | |
| 911 PBX LOCATE | | | | | | | | | | | | | | | | |
| | 911 PBX LOCATE DATABASE CAPABILITY | | | | | | | | | | | | | | | |
| | Service Establishment per CLEC per End User Account | | | 9PBDC | 9PBEU | | 1,819.00 | | | | | | | | | |
| | Changes to TN Range or Customer Profile | | | 9PBDC | 9PBTN | | 181.99 | | | | | | | | | |
| | Per Telephone Number (Monthly) | | | 9PBDC | 9PBMM | 0.07 | | | | | | | | | | |
| | Change Company (Service Provider) ID | | | 9PBDC | 9PBPC | | 534.22 | | | | | | | | | |
| | PBX Locate Service Support per CLEC (Monthlt) | | | 9PBDC | 9PBMR | 178.58 | | | | | | | | | | |
| | Service Order Charge | | | 9PBDC | 9PBSC | | 15.20 | | | | | | | | | |
| | 911 PBX LOCATE TRANSPORT COMPONENT | | | | | | | | | | | | | | | |
| | See Att 3 | | | | | | | | | | | | | | | |
| Note: Rates displaying an "I" in Interim column are interim as a result of a Commission order. | | | | | | | | | | | | | | | | |

| UNBUNDLED NETWORK ELEMENTS - Mississippi | | | | | | | | | | | | | | Attachment 2 Exh A: | | | | |
|--|---------------|--|--|--|---------|------|-----|------|-----------|--|--|--|----------------------------------|--------------------------------------|--|--|---|---|
| CATEGORY | RATE ELEMENTS | | | | Interim | Zone | BCS | USOC | RATES(\$) | | | | Svc Order Submitted Elec per LSR | Svc Order Submitted Manually per LSR | Incremental Charge - Manual Svc Order vs. Electronic-1st | Incremental Charge - Manual Svc Order vs. Electronic-Add'l | Incremental Charge - Manual Svc Order vs. Electronic-Disc 1st | Incremental Charge - Manual Svc Order vs. Electronic-Disc Add'l |
| | | | | | | | | | | | | | | | | | | |
| | | | | | | | | | | | | | | | | | | |
| | | | | | | | | | | | | | | | | | | |
| | | | | | | | | | | | | | | | | | | |
| | | | | | | | | | | | | | | | | | | |
| | | | | | | | | | | | | | | | | | | |
| | | | | | | | | | | | | | | | | | | |
| | | | | | | | | | | | | | | | | | | |
| | | | | | | | | | | | | | | | | | | |
| | | | | | | | | | | | | | | | | | | |
| | | | | | | | | | | | | | | | | | | |
| | | | | | | | | | | | | | | | | | | |
| | | | | | | | | | | | | | | | | | | |
| | | | | | | | | | | | | | | | | | | |
| | | | | | | | | | | | | | | | | | | |
| | | | | | | | | | | | | | | | | | | |
| | | | | | | | | | | | | | | | | | | |
| | | | | | | | | | | | | | | | | | | |
| | | | | | | | | | | | | | | | | | | |
| | | | | | | | | | | | | | | | | | | |
| | | | | | | | | | | | | | | | | | | |
| | | | | | | | | | | | | | | | | | | |
| | | | | | | | | | | | | | | | | | | |
| | | | | | | | | | | | | | | | | | | |
| | | | | | | | | | | | | | | | | | | |
| | | | | | | | | | | | | | | | | | | |
| | | | | | | | | | | | | | | | | | | |
| | | | | | | | | | | | | | | | | | | |
| | | | | | | | | | | | | | | | | | | |
| | | | | | | | | | | | | | | | | | | |
| | | | | | | | | | | | | | | | | | | |
| | | | | | | | | | | | | | | | | | | |
| | | | | | | | | | | | | | | | | | | |
| | | | | | | | | | | | | | | | | | | |
| | | | | | | | | | | | | | | | | | | |
| | | | | | | | | | | | | | | | | | | |
| | | | | | | | | | | | | | | | | | | |
| | | | | | | | | | | | | | | | | | | |
| | | | | | | | | | | | | | | | | | | |
| | | | | | | | | | | | | | | | | | | |
| | | | | | | | | | | | | | | | | | | |
| | | | | | | | | | | | | | | | | | | |
| | | | | | | | | | | | | | | | | | | |
| | | | | | | | | | | | | | | | | | | |
| | | | | | | | | | | | | | | | | | | |
| | | | | | | | | | | | | | | | | | | |
| | | | | | | | | | | | | | | | | | | |
| | | | | | | | | | | | | | | | | | | |
| | | | | | | | | | | | | | | | | | | |
| | | | | | | | | | | | | | | | | | | |
| | | | | | | | | | | | | | | | | | | |
| | | | | | | | | | | | | | | | | | | |
| | | | | | | | | | | | | | | | | | | |
| | | | | | | | | | | | | | | | | | | |
| | | | | | | | | | | | | | | | | | | |
| | | | | | | | | | | | | | | | | | | |
| | | | | | | | | | | | | | | | | | | |
| | | | | | | | | | | | | | | | | | | |
| | | | | | | | | | | | | | | | | | | |
| | | | | | | | | | | | | | | | | | | |
| | | | | | | | | | | | | | | | | | | |
| | | | | | | | | | | | | | | | | | | |
| | | | | | | | | | | | | | | | | | | |
| | | | | | | | | | | | | | | | | | | |
| | | | | | | | | | | | | | | | | | | |
| | | | | | | | | | | | | | | | | | | |
| | | | | | | | | | | | | | | | | | | |

| UNBUNDLED NETWORK ELEMENTS - Mississippi | | | | | | | | | | | | Attachment 2 Exh A: | | | | |
|--|---------------|---|-------------|------|------------|-------|-----------|--------------|-------|-------------------------|---|---|--|--|---|---|
| CATEGORY | RATE ELEMENTS | | Interi m | Zone | BCS | USOC | RATES(\$) | | | | Svc Order Submitted Elec per LSR | Svc Order Submitted Manually per LSR | Incremental Charge - Manual Svc Order vs. Electronic- 1st | Incremental Charge - Manual Svc Order vs. Electronic- Add'l | Incremental Charge - Manual Svc Order vs. Electronic- Disc 1st | Incremental Charge - Manual Svc Order vs. Electronic- Disc Add'l |
| | | | | | | | Rec | Nonrecurring | | Nonrecurring Disconnect | | OSS Rates(\$) | | | | |
| | | | | | | | | First | Add'l | First | Add'l | SOMEc | SOMAN | SOMAN | SOMAN | SOMAN |
| | | Unbundled Miscellaneous Rate Element, Tag Loop at End User Premise | | | UEANL | URETL | | 8.92 | 0.88 | | | | | | | |
| | | Loop Testing - Basic 1st Half Hour | | | UEANL | URET1 | | 34.36 | 0.00 | | | | | | | |
| | | Loop Testing - Basic Additional Half Hour | | | UEANL | URETA | | 19.97 | 19.97 | | | | | | | |
| | | CLEC to CLEC Conversion Charge Without Outside Dispatch | | | UEANL | UREWO | | 15.75 | 8.92 | | | | | | | |
| | | Unbundled Voice Loop, Non-Design Voice Loop, billing for BST providing make-up (Engineering Information - E.I.) | | | UEANL | UEANM | | 13.51 | 13.51 | | | | | | | |
| | | Manual Order Coordination for UVL-SL1s (per loop) | | | UEANL | UEAMC | | 8.20 | 8.20 | | | | | | | |
| | | Order Coordination for Specified Conversion Time for UVL-SL1 (per LSR) | | | UEANL | OCOSL | | 18.19 | 18.19 | | | | | | | |
| | | 2-WIRE Unbundled COPPER LOOP | | | | | | | | | | | | | | |
| | | 2-Wire Unbundled Copper Loop - Non-Designed Zone 1 | I | 1 | UEQ | UEQ2X | 11.01 | 36.53 | 16.16 | 22.66 | 4.42 | | | | | |
| | | 2 Wire Unbundled Copper Loop - Non-Designed - Zone 2 | I | 2 | UEQ | UEQ2X | 11.51 | 36.53 | 16.16 | 22.66 | 4.42 | | | | | |
| | | 2 Wire Unbundled Copper Loop - Non-Designed - Zone 3 | I | 3 | UEQ | UEQ2X | 11.57 | 36.53 | 16.16 | 22.66 | 4.42 | | | | | |
| | | 2 Wire Unbundled Copper Loop - Non-Designed - Zone 4 | I | 4 | UEQ | UEQ2X | 13.10 | 36.53 | 16.16 | 22.66 | 4.42 | | | | | |
| | | Unbundled Miscellaneous Rate Element, Tag Loop at End User Premise | | | UEQ | URETL | | 8.92 | 0.88 | | | | | | | |
| | | Manual Order Coordination 2 Wire Unbundled Copper Loop - Non-Designed (per loop) | | | UEQ | USBMC | | 8.20 | 8.20 | | | | | | | |
| | | Unbundled Copper Loop, Non-Design Copper Loop, billing for BST providing make-up (Engineering Information - E.I.) | | | UEQ | UEQMU | | 13.51 | 13.51 | | | | | | | |
| | | Loop Testing - Basic 1st Half Hour | | | UEQ | URET1 | | 34.36 | 0.00 | | | | | | | |
| | | Loop Testing - Basic Additional Half Hour | | | UEQ | URETA | | 19.97 | 19.97 | | | | | | | |
| | | CLEC to CLEC Conversion Charge Without Outside Dispatch | | | UEQ | UREWO | | 14.24 | 7.42 | | | | | | | |
| | | UNBUNDLED EXCHANGE ACCESS LOOP | | | | | | | | | | | | | | |
| | | 2-WIRE ANALOG VOICE GRADE LOOP | | | | | | | | | | | | | | |
| | | 2-Wire Analog Voice Grade Loop - Service Level 2 w/Loop or Ground Start Signaling - Zone 1 | | 1 | UEA, NTCVG | UEAL2 | 13.89 | 105.96 | 68.28 | 52.82 | 10.37 | | | | | |
| | | 2-Wire Analog Voice Grade Loop - Service Level 2 w/Loop or Ground Start Signaling - Zone 2 | | 2 | UEA, NTCVG | UEAL2 | 18.75 | 105.96 | 68.28 | 52.82 | 10.37 | | | | | |
| | | 2-Wire Analog Voice Grade Loop - Service Level 2 w/Loop or Ground Start Signaling - Zone 3 | | 3 | UEA, NTCVG | UEAL2 | 27.55 | 105.96 | 68.28 | 52.82 | 10.37 | | | | | |
| | | 2-Wire Analog Voice Grade Loop - Service Level 2 w/Loop or Ground Start Signaling - Zone 4 | | 4 | UEA, NTCVG | UEAL2 | 45.72 | 105.96 | 68.28 | 52.82 | 10.37 | | | | | |
| | | 2-Wire Analog Voice Grade Loop - Service Level 2 w/Reverse Battery Signaling - Zone 1 | | 1 | UEA, NTCVG | UEAR2 | 13.89 | 105.96 | 68.28 | 52.82 | 10.37 | | | | | |
| | | 2-Wire Analog Voice Grade Loop - Service Level 2 w/Reverse Battery Signaling - Zone 2 | | 2 | UEA, NTCVG | UEAR2 | 18.75 | 105.96 | 68.28 | 52.82 | 10.37 | | | | | |
| | | 2-Wire Analog Voice Grade Loop - Service Level 2 w/Reverse Battery Signaling - Zone 3 | | 3 | UEA, NTCVG | UEAR2 | 27.55 | 105.96 | 68.28 | 52.82 | 10.37 | | | | | |
| | | 2-Wire Analog Voice Grade Loop - Service Level 2 w/Reverse Battery Signaling - Zone 4 | | 4 | UEA, NTCVG | UEAR2 | 45.72 | 105.96 | 68.28 | 52.82 | 10.37 | | | | | |
| | | Switch-As-Is Conversion rate per UNE Loop, Single LSR, (per DS0) | | | UEA, NTCVG | URES | | 25.01 | 3.53 | | | | | | | |
| | | Switch-As-Is Conversion rate per UNE Loop, Spreadsheet, (per DS0) | | | UEA, NTCVG | URES | | 26.50 | 5.02 | | | | | | | |
| | | CLEC to CLEC Conversion Charge without outside dispatch | | | UEA, NTCVG | UREWO | | 87.56 | 36.29 | | | | | | | |
| | | Loop Tagging - Service Level 2 (SL2) | | | UEA, NTCVG | URETL | | 11.19 | 1.10 | | | | | | | |
| | | 4-WIRE ANALOG VOICE GRADE LOOP | | | | | | | | | | | | | | |
| | | 4-Wire Analog Voice Grade Loop - Zone 1 | | 1 | UEA, NTCVG | UEAL4 | 27.47 | 132.27 | 94.59 | 60.68 | 14.64 | | | | | |
| | | 4-Wire Analog Voice Grade Loop - Zone 2 | | 2 | UEA, NTCVG | UEAL4 | 38.26 | 132.27 | 94.59 | 60.68 | 14.64 | | | | | |
| | | 4-Wire Analog Voice Grade Loop - Zone 3 | | 3 | UEA, NTCVG | UEAL4 | 50.03 | 132.27 | 94.59 | 60.68 | 14.64 | | | | | |
| | | 4-Wire Analog Voice Grade Loop - Zone 4 | | 4 | UEA, NTCVG | UEAL4 | 50.03 | 132.27 | 94.59 | 60.68 | 14.64 | | | | | |
| | | Switch-As-Is Conversion rate per UNE Loop, Single LSR, (per DS0) | | | UEA, NTCVG | URES | | 25.01 | 3.53 | | | | | | | |
| | | Switch-As-Is Conversion rate per UNE Loop, Spreadsheet, (per DS0) | | | UEA, NTCVG | URES | | 26.50 | 5.02 | | | | | | | |
| | | CLEC to CLEC Conversion Charge without outside dispatch | | | UEA, NTCVG | UREWO | | 87.56 | 36.29 | | | | | | | |
| | | 2-WIRE ISDN DIGITAL GRADE LOOP | | | | | | | | | | | | | | |

| UNBUNDLED NETWORK ELEMENTS - Mississippi | | | | | | | | | | | Attachment 2 Exh A: | | Incremental Charge - Manual Svc Order vs. Electronic-Disc 1st | Incremental Charge - Manual Svc Order vs. Electronic-Disc Add'l | | |
|---|---|---------|------|-----|-------|-----------|--------------|--------|-------------------------|-------|----------------------------------|--------------------------------------|---|---|---|---|
| CATEGORY | RATE ELEMENTS | Interim | Zone | BCS | USOC | RATES(\$) | | | | | Svc Order Submitted Elec per LSR | Svc Order Submitted Manually per LSR | Incremental Charge - Manual Svc Order vs. Electronic-1st | Incremental Charge - Manual Svc Order vs. Electronic-Add'l | Incremental Charge - Manual Svc Order vs. Electronic-Disc 1st | Incremental Charge - Manual Svc Order vs. Electronic-Disc Add'l |
| | | | | | | | Nonrecurring | | Nonrecurring Disconnect | | OSS Rates(\$) | | | | | |
| | | | | | | Rec | First | Add'l | First | Add'l | SOMEc | SOMAN | SOMAN | SOMAN | SOMAN | SOMAN |
| | 2-Wire ISDN Digital Grade Loop - Zone 1 | | 1 | UDN | U1L2X | 21.01 | 117.61 | 79.92 | 52.82 | 10.37 | | | | | | |
| | 2-Wire ISDN Digital Grade Loop - Zone 2 | | 2 | UDN | U1L2X | 27.59 | 117.61 | 79.92 | 52.82 | 10.37 | | | | | | |
| | 2-Wire ISDN Digital Grade Loop - Zone 3 | | 3 | UDN | U1L2X | 37.34 | 117.61 | 79.92 | 52.82 | 10.37 | | | | | | |
| | 2-Wire ISDN Digital Grade Loop - Zone 4 | | 4 | UDN | U1L2X | 59.18 | 117.61 | 79.92 | 52.82 | 10.37 | | | | | | |
| | CLEC to CLEC Conversion Charge without outside dispatch | | | UDN | UREWO | | 91.46 | 44.07 | | | | | | | | |
| 2-WIRE ASYMMETRICAL DIGITAL SUBSCRIBER LINE (ADSL) COMPATIBLE LOOP | | | | | | | | | | | | | | | | |
| | 2 Wire Unbundled ADSL Loop including manual service inquiry & facility reservation - Zone 1 | | 1 | UAL | UAL2X | 11.11 | 121.27 | 70.81 | 50.38 | 7.93 | | | | | | |
| | 2 Wire Unbundled ADSL Loop including manual service inquiry & facility reservation - Zone 2 | | 2 | UAL | UAL2X | 11.47 | 121.27 | 70.81 | 50.38 | 7.93 | | | | | | |
| | 2 Wire Unbundled ADSL Loop including manual service inquiry & facility reservation - Zone 3 | | 3 | UAL | UAL2X | 11.74 | 121.27 | 70.81 | 50.38 | 7.93 | | | | | | |
| | 2 Wire Unbundled ADSL Loop including manual service inquiry & facility reservation - Zone 4 | | 4 | UAL | UAL2X | 12.69 | 121.27 | 70.81 | 50.38 | 7.93 | | | | | | |
| | 2 Wire Unbundled ADSL Loop without manual service inquiry & facility reservaton - Zone 1 | | 1 | UAL | UAL2W | 11.11 | 96.15 | 58.03 | 50.38 | 7.93 | | | | | | |
| | 2 Wire Unbundled ADSL Loop without manual service inquiry & facility reservaton - Zone 2 | | 2 | UAL | UAL2W | 11.47 | 96.15 | 58.03 | 50.38 | 7.93 | | | | | | |
| | 2 Wire Unbundled ADSL Loop without manual service inquiry & facility reservaton - Zone 3 | | 3 | UAL | UAL2W | 11.74 | 96.15 | 58.03 | 50.38 | 7.93 | | | | | | |
| | 2 Wire Unbundled ADSL Loop without manual service inquiry & facility reservaton - Zone 4 | | 4 | UAL | UAL2W | 12.69 | 96.15 | 58.03 | 50.38 | 7.93 | | | | | | |
| | CLEC to CLEC Conversion Charge without outside dispatch | | | UAL | UREWO | | 86.04 | 40.33 | | | | | | | | |
| 2-WIRE HIGH BIT RATE DIGITAL SUBSCRIBER LINE (HDSL) COMPATIBLE LOOP | | | | | | | | | | | | | | | | |
| | 2 Wire Unbundled HDSL Loop including manual service inquiry & facility reservation - Zone 1 | | 1 | UHL | UHL2X | 8.75 | 129.98 | 79.52 | 50.38 | 7.93 | | | | | | |
| | 2 Wire Unbundled HDSL Loop including manual service inquiry & facility reservation - Zone 2 | | 2 | UHL | UHL2X | 9.22 | 129.98 | 79.52 | 50.38 | 7.93 | | | | | | |
| | 2 Wire Unbundled HDSL Loop including manual service inquiry & facility reservation - Zone 3 | | 3 | UHL | UHL2X | 9.87 | 129.98 | 79.52 | 50.38 | 7.93 | | | | | | |
| | 2 Wire Unbundled HDSL Loop including manual service inquiry & facility reservation - Zone 4 | | 4 | UHL | UHL2X | 10.46 | 129.98 | 79.52 | 50.38 | 7.93 | | | | | | |
| | 2 Wire Unbundled HDSL Loop without manual service inquiry and facility reservation - Zone 1 | | 1 | UHL | UHL2W | 8.75 | 104.86 | 66.74 | 50.38 | 7.93 | | | | | | |
| | 2 Wire Unbundled HDSL Loop without manual service inquiry and facility reservation - Zone 2 | | 2 | UHL | UHL2W | 9.22 | 104.86 | 66.74 | 50.38 | 7.93 | | | | | | |
| | 2 Wire Unbundled HDSL Loop without manual service inquiry and facility reservation - Zone 3 | | 3 | UHL | UHL2W | 9.87 | 104.86 | 66.74 | 50.38 | 7.93 | | | | | | |
| | 2 Wire Unbundled HDSL Loop without manual service inquiry and facility reservation - Zone 4 | | 4 | UHL | UHL2W | 10.46 | 104.86 | 66.74 | 50.38 | 7.93 | | | | | | |
| | CLEC to CLEC Conversion Charge without outside dispatch | | | UHL | UREWO | | 85.98 | 40.33 | | | | | | | | |
| 4-WIRE HIGH BIT RATE DIGITAL SUBSCRIBER LINE (HDSL) COMPATIBLE LOOP | | | | | | | | | | | | | | | | |
| | 4 Wire Unbundled HDSL Loop including manual service inquiry and facility reservation - Zone 1 | | 1 | UHL | UHL4X | 13.78 | 158.74 | 108.28 | 56.72 | 10.68 | | | | | | |
| | 4-Wire Unbundled HDSL Loop including manual service inquiry and facility reservation - Zone 2 | | 2 | UHL | UHL4X | 13.43 | 158.74 | 108.28 | 56.72 | 10.68 | | | | | | |
| | 4-Wire Unbundled HDSL Loop including manual service inquiry and facility reservation - Zone 3 | | 3 | UHL | UHL4X | 15.59 | 158.74 | 108.28 | 56.72 | 10.68 | | | | | | |
| | 4-Wire Unbundled HDSL Loop including manual service inquiry and facility reservation - Zone 4 | | 4 | UHL | UHL4X | 14.46 | 158.74 | 108.28 | 56.72 | 10.68 | | | | | | |
| | 4-Wire Unbundled HDSL Loop without manual service inquiry and facility reservation - Zone 1 | | 1 | UHL | UHL4W | 13.78 | 133.62 | 95.50 | 56.72 | 10.68 | | | | | | |
| | 4-Wire Unbundled HDSL Loop without manual service inquiry and facility reservation - Zone 2 | | 2 | UHL | UHL4W | 13.43 | 133.62 | 95.50 | 56.72 | 10.68 | | | | | | |
| | 4-Wire Unbundled HDSL Loop without manual service inquiry and facility reservation - Zone 3 | | 3 | UHL | UHL4W | 15.59 | 133.62 | 95.50 | 56.72 | 10.68 | | | | | | |
| | 4-Wire Unbundled HDSL Loop without manual service inquiry and facility reservation - Zone 4 | | 4 | UHL | UHL4W | 14.46 | 133.62 | 95.50 | 56.72 | 10.68 | | | | | | |
| | CLEC to CLEC Conversion Charge without outside dispatch | | | UHL | UREWO | | 85.98 | 40.33 | | | | | | | | |

| UNBUNDLED NETWORK ELEMENTS - Mississippi | | | | | | | | | | Attachment 2 Exh A: | | Incremental Charge - Manual Svc Order vs. Electronic-Disc 1st | Incremental Charge - Manual Svc Order vs. Electronic-Disc Add'l | Incremental Charge - Manual Svc Order vs. Electronic-Disc 1st | Incremental Charge - Manual Svc Order vs. Electronic-Disc Add'l |
|--|--|---------|------|-------------|-------|-----------|--------------|--------|-------------------------|----------------------------------|--------------------------------------|---|---|---|---|
| CATEGORY | RATE ELEMENTS | Interim | Zone | BCS | USOC | RATES(\$) | | | | Svc Order Submitted Elec per LSR | Svc Order Submitted Manually per LSR | OSS Rates(\$) | | | |
| | | | | | | Rec | Nonrecurring | | Nonrecurring Disconnect | | | | | | |
| | | | | | | | First | Add'l | First | Add'l | SOMEc | SOMAN | SOMAN | SOMAN | SOMAN |
| | 4-WIRE DS1 DIGITAL LOOP | | | | | | | | | | | | | | |
| | 4-Wire DS1 Digital Loop - Zone 1 | | 1 | USL, NTCDD1 | USLXX | 79.08 | 253.93 | 158.45 | 46.10 | 12.07 | | | | | |
| | 4-Wire DS1 Digital Loop - Zone 2 | | 2 | USL, NTCDD1 | USLXX | 129.38 | 253.93 | 158.45 | 46.10 | 12.07 | | | | | |
| | 4-Wire DS1 Digital Loop - Zone 3 | | 3 | USL, NTCDD1 | USLXX | 206.74 | 253.93 | 158.45 | 46.10 | 12.07 | | | | | |
| | 4-Wire DS1 Digital Loop - Zone 4 | | 4 | USL, NTCDD1 | USLXX | 458.46 | 253.93 | 158.45 | 46.10 | 12.07 | | | | | |
| | Switch-As-Is Conversion rate per UNE Loop, Single LSR, (per DS1) | | | USL, NTCDD1 | URES | | 25.01 | 3.53 | | | | | | | |
| | Switch-As-Is Conversion rate per UNE Loop, Spreadsheet, (per DS1) | | | USL, NTCDD1 | URES | | 26.50 | 5.02 | | | | | | | |
| | CLEC to CLEC Conversion Charge without outside dispatch | | | USL, NTCDD1 | UREWO | | 100.90 | 42.96 | | | | | | | |
| | 4-WIRE 19.2, 56 OR 64 KBPS DIGITAL GRADE LOOP | | | | | | | | | | | | | | |
| | 4 Wire Unbundled Digital Loop 2.4 Kbps | | 1 | UDL, NTCUD | UDL2X | 27.44 | 126.53 | 88.85 | 60.68 | 14.64 | | | | | |
| | 4 Wire Unbundled Digital Loop 2.4 Kbps | | 2 | UDL, NTCUD | UDL2X | 34.55 | 126.53 | 88.85 | 60.68 | 14.64 | | | | | |
| | 4 Wire Unbundled Digital Loop 2.4 Kbps | | 3 | UDL, NTCUD | UDL2X | 40.76 | 126.53 | 88.85 | 60.68 | 14.64 | | | | | |
| | 4 Wire Unbundled Digital Loop 2.4 Kbps | | 4 | UDL, NTCUD | UDL2X | 32.25 | 126.53 | 88.85 | 60.68 | 14.64 | | | | | |
| | 4 Wire Unbundled Digital Loop 4.8 Kbps | | 1 | UDL, NTCUD | UDL4X | 27.44 | 126.53 | 88.85 | 60.68 | 14.64 | | | | | |
| | 4 Wire Unbundled Digital Loop 4.8 Kbps | | 2 | UDL, NTCUD | UDL4X | 34.55 | 126.53 | 88.85 | 60.68 | 14.64 | | | | | |
| | 4 Wire Unbundled Digital Loop 4.8 Kbps | | 3 | UDL, NTCUD | UDL4X | 40.76 | 126.53 | 88.85 | 60.68 | 14.64 | | | | | |
| | 4 Wire Unbundled Digital Loop 4.8 Kbps | | 4 | UDL, NTCUD | UDL4X | 32.25 | 126.53 | 88.85 | 60.68 | 14.64 | | | | | |
| | 4 Wire Unbundled Digital Loop 9.6 Kbps | | 1 | UDL, NTCUD | UDL9X | 27.44 | 126.53 | 88.85 | 60.68 | 14.64 | | | | | |
| | 5 Wire Unbundled Digital Loop 9.6 Kbps | | 2 | UDL, NTCUD | UDL9X | 34.55 | 126.53 | 88.85 | 60.68 | 14.64 | | | | | |
| | 6 Wire Unbundled Digital Loop 9.6 Kbps | | 3 | UDL, NTCUD | UDL9X | 40.76 | 126.53 | 88.85 | 60.68 | 14.64 | | | | | |
| | 7 Wire Unbundled Digital Loop 9.6 Kbps | | 4 | UDL, NTCUD | UDL9X | 32.25 | 126.53 | 88.85 | 60.68 | 14.64 | | | | | |
| | 4 Wire Unbundled Digital 19.2 Kbps | | 1 | UDL, NTCUD | UDL19 | 27.44 | 126.53 | 88.85 | 60.68 | 14.64 | | | | | |
| | 4 Wire Unbundled Digital 19.2 Kbps | | 2 | UDL, NTCUD | UDL19 | 34.55 | 126.53 | 88.85 | 60.68 | 14.64 | | | | | |
| | 4 Wire Unbundled Digital 19.2 Kbps | | 3 | UDL, NTCUD | UDL19 | 40.76 | 126.53 | 88.85 | 60.68 | 14.64 | | | | | |
| | 4 Wire Unbundled Digital 19.2 Kbps | | 4 | UDL, NTCUD | UDL19 | 32.25 | 126.53 | 88.85 | 60.68 | 14.64 | | | | | |
| | 4 Wire Unbundled Digital Loop 56 Kbps - Zone 1 | | 1 | UDL, NTCUD | UDL56 | 27.44 | 126.53 | 88.85 | 60.68 | 14.64 | | | | | |
| | 4 Wire Unbundled Digital Loop 56 Kbps - Zone 2 | | 2 | UDL, NTCUD | UDL56 | 34.55 | 126.53 | 88.85 | 60.68 | 14.64 | | | | | |
| | 4 Wire Unbundled Digital Loop 56 Kbps - Zone 3 | | 3 | UDL, NTCUD | UDL56 | 40.76 | 126.53 | 88.85 | 60.68 | 14.64 | | | | | |
| | 4 Wire Unbundled Digital Loop 56 Kbps - Zone 4 | | 4 | UDL, NTCUD | UDL56 | 32.25 | 126.53 | 88.85 | 60.68 | 14.64 | | | | | |
| | 4 Wire Unbundled Digital Loop 64 Kbps - Zone 1 | | 1 | UDL, NTCUD | UDL64 | 27.44 | 126.53 | 88.85 | 60.68 | 14.64 | | | | | |
| | 4 Wire Unbundled Digital Loop 64 Kbps - Zone 2 | | 2 | UDL, NTCUD | UDL64 | 34.55 | 126.53 | 88.85 | 60.68 | 14.64 | | | | | |
| | 4 Wire Unbundled Digital Loop 64 Kbps - Zone 3 | | 3 | UDL, NTCUD | UDL64 | 40.76 | 126.53 | 88.85 | 60.68 | 14.64 | | | | | |
| | 4 Wire Unbundled Digital Loop 64 Kbps - Zone 4 | | 4 | UDL, NTCUD | UDL64 | 32.25 | 126.53 | 88.85 | 60.68 | 14.64 | | | | | |
| | Switch-As-Is Conversion rate per UNE Loop, Single LSR, (per DS0) | | | UDL, NTCUD | URES | | 25.01 | 3.53 | | | | | | | |
| | Switch-As-Is Conversion rate per UNE Loop, Spreadsheet, (per DS0) | | | UDL, NTCUD | URES | | 26.50 | 5.02 | | | | | | | |
| | CLEC to CLEC Conversion Charge without outside dispatch | | | UDL, NTCUD | UREWO | | 101.94 | 49.66 | | | | | | | |
| | 2-WIRE Unbundled COPPER LOOP | | | | | | | | | | | | | | |
| | 2-Wire Unbundled Copper Loop-Designed including manual service inquiry & facility reservation - Zone 1 | | 1 | UCL | UCLPB | 11.11 | 120.34 | 69.87 | 50.38 | 7.93 | | | | | |
| | 2-Wire Unbundled Copper Loop-Designed including manual service inquiry & facility reservation - Zone 2 | | 2 | UCL | UCLPB | 11.47 | 120.34 | 69.87 | 50.38 | 7.93 | | | | | |
| | 2 Wire Unbundled Copper Loop-Designed including manual service inquiry & facility reservation - Zone 3 | | 3 | UCL | UCLPB | 11.74 | 120.34 | 69.87 | 50.38 | 7.93 | | | | | |
| | 2 Wire Unbundled Copper Loop-Designed including manual service inquiry & facility reservation - Zone 4 | | 4 | UCL | UCLPB | 12.69 | 120.34 | 69.87 | 50.38 | 7.93 | | | | | |
| | 2-Wire Unbundled Copper Loop-Designed without manual service inquiry and facility reservation - Zone 1 | | 1 | UCL | UCLPW | 11.11 | 95.21 | 57.09 | 50.38 | 7.93 | | | | | |
| | 2-Wire Unbundled Copper Loop-Designed without manual service inquiry and facility reservation - Zone 2 | | 2 | UCL | UCLPW | 11.47 | 95.21 | 57.09 | 50.38 | 7.93 | | | | | |
| | 2-Wire Unbundled Copper Loop-Designed without manual service inquiry and facility reservation - Zone 3 | | 3 | UCL | UCLPW | 11.74 | 95.21 | 57.09 | 50.38 | 7.93 | | | | | |
| | 2-Wire Unbundled Copper Loop-Designed without manual service inquiry and facility reservation - Zone 4 | | 4 | UCL | UCLPW | 12.69 | 95.21 | 57.09 | 50.38 | 7.93 | | | | | |
| | CLEC to CLEC Conversion Charge without outside dispatch (UCL-Des) | | | UCL | UREWO | | 95.21 | 42.40 | | | | | | | |

| UNBUNDLED NETWORK ELEMENTS - Mississippi | | | | | | | | | | | Attachment 2 Exh A: | | | | | |
|--|---|---------|------|--|-------|-----------|--------------|-------|-------------------------|-------|----------------------------------|--------------------------------------|--|--|---|---|
| CATEGORY | RATE ELEMENTS | Interim | Zone | BCS | USOC | RATES(\$) | | | | | Svc Order Submitted Elec per LSR | Svc Order Submitted Manually per LSR | Incremental Charge - Manual Svc Order vs. Electronic-1st | Incremental Charge - Manual Svc Order vs. Electronic-Add'l | Incremental Charge - Manual Svc Order vs. Electronic-Disc 1st | Incremental Charge - Manual Svc Order vs. Electronic-Disc Add'l |
| | | | | | | Rec | Nonrecurring | | Nonrecurring Disconnect | | OSS Rates(\$) | | | | | |
| | | | | | | | First | Add'l | First | Add'l | SOMEc | SOMAN | SOMAN | SOMAN | SOMAN | SOMAN |
| | 4-WIRE COPPER LOOP | | | | | | | | | | | | | | | |
| | 4-Wire Copper Loop-Designed including manual service inquiry and facility reservation - Zone 1 | | 1 | UCL | UCL4S | 17.30 | 144.68 | 94.22 | 56.72 | 10.68 | | | | | | |
| | 4-Wire Copper Loop-Designed including manual service inquiry and facility reservation - Zone 2 | | 2 | UCL | UCL4S | 18.84 | 144.68 | 94.22 | 56.72 | 10.68 | | | | | | |
| | 4-Wire Copper Loop-Designed including manual service inquiry and facility reservation - Zone 3 | | 3 | UCL | UCL4S | 21.33 | 144.68 | 94.22 | 56.72 | 10.68 | | | | | | |
| | 4-Wire Copper Loop-Designed including manual service inquiry and facility reservation - Zone 4 | | 4 | UCL | UCL4S | 21.33 | 144.68 | 94.22 | 56.72 | 10.68 | | | | | | |
| | 4-Wire Copper Loop-Designed without manual service inquiry and facility reservation - Zone 1 | | 1 | UCL | UCL4W | 17.30 | 119.56 | 81.44 | 56.72 | 10.68 | | | | | | |
| | 4-Wire Copper Loop-Designed without manual service inquiry and facility reservation - Zone 2 | | 2 | UCL | UCL4W | 18.84 | 119.56 | 81.44 | 56.72 | 10.68 | | | | | | |
| | 4-Wire Copper Loop-Designed without manual service inquiry and facility reservation - Zone 3 | | 3 | UCL | UCL4W | 21.33 | 119.56 | 81.44 | 56.72 | 10.68 | | | | | | |
| | 4-Wire Copper Loop-Designed without manual service inquiry and facility reservation - Zone 4 | | 4 | UCL | UCL4W | 21.33 | 119.56 | 81.44 | 56.72 | 10.68 | | | | | | |
| | CLEC to CLEC Conversion Charge without outside dispatch (UCL-Des) | | | UCL | UREWO | | 95.21 | 42.40 | | | | | | | | |
| | Order Coordination for Unbundled Copper Loops (per loop) | | | UCL | UCLMC | | 8.20 | 8.20 | | | | | | | | |
| | Order Coordination for Specified Conversion Time (per LSR) | | | UEA, UDN, UAL, UHL, UDL, NTCVG, NTCUD, USL, NTCDD1 | OCOSL | | 18.19 | | | | | | | | | |
| | Rearrangements | | | | | | | | | | | | | | | |
| | EEL to UNE-L Retermination, per 2 Wire Unbundled Voice Loop-SL2 | | | UEA | UREEL | | 87.56 | 36.29 | | | | | | | | |
| | EEL to UNE-L Retermination, per 4 Wire Unbundled Voice Loop | | | UEA | UREEL | | 87.56 | 36.29 | | | | | | | | |
| | EEL to UNE-L Retermination, per 2 Wire ISDN Loop | | | UDN | UREEL | | 91.46 | 44.07 | | | | | | | | |
| | EEL to UNE-L Retermination, per 4 Wire Unbundled Digital Loop | | | UDL | UREEL | | 101.94 | 49.66 | | | | | | | | |
| | EEL to UNE-L Retermination, per 4 Wire Unbundled DS1 Loop | | | USL | UREEL | | 100.90 | 42.96 | | | | | | | | |
| | LOOP MODIFICATION | | | | | | | | | | | | | | | |
| | Unbundled Loop Modification, Removal of Load Coils - 2 Wire pair less than or equal to 18k ft, per Unbundled Loop | | | UAL, UHL, UCL, UEQ, ULS, UEA, UEANL, UEPSR, UEPSB | ULM2L | | 32.57 | 32.57 | | | | | | | | |
| | Unbundled Loop Modification Removal of Load Coils - 4 Wire less than or equal to 18K ft, per Unbundled Loop | | | UHL, UCL, UEA | ULM4L | | 32.57 | 32.57 | | | | | | | | |
| | Unbundled Loop Modification Removal of Bridged Tap Removal, per unbundled loop | | | UAL, UHL, UCL, UEQ, ULS, UEA, UEANL, UEPSR, UEPSB | ULMBT | | 32.59 | 32.59 | | | | | | | | |
| | SUB-LOOPS | | | | | | | | | | | | | | | |
| | Sub-Loop Distribution | | | | | | | | | | | | | | | |
| | Sub-Loop - Per Cross Box Location - CLEC Feeder Facility Set-Up | I | | UEANL, UEF | USBSA | | 259.69 | | | | | | | | | |
| | Sub-Loop - Per Cross Box Location - Per 25 Pair Panel Set-Up | I | | UEANL, UEF | USBSB | | 22.77 | | | | | | | | | |
| | Sub-Loop - Per Building Equipment Room - CLEC Feeder Facility Set-Up | I | | UEANL | USBSC | | 178.47 | | | | | | | | | |
| | Sub-Loop - Per Building Equipment Room - Per 25 Pair Panel Set-Up | I | | UEANL | USBSD | | 56.39 | | | | | | | | | |
| | Sub-Loop Distribution Per 2-Wire Analog Voice Grade Loop - Zone 1 | | 1 | UEANL | USBN2 | 7.15 | 66.18 | 31.14 | 45.36 | 6.71 | | | | | | |
| | Sub-Loop Distribution Per 2-Wire Analog Voice Grade Loop - Zone 2 | | 2 | UEANL | USBN2 | 9.51 | 66.18 | 31.14 | 45.36 | 6.71 | | | | | | |

| UNBUNDLED NETWORK ELEMENTS - Mississippi | | | | | | | | | | | Attachment 2 Exh A: | | | | | | |
|--|--|---|---------|------|------------|-------|-----------|--------------|-------|-------------------------|----------------------------------|--------------------------------------|--|--|---|---|-------|
| CATEGORY | | RATE ELEMENTS | Interim | Zone | BCS | USOC | RATES(\$) | | | | Svc Order Submitted Elec per LSR | Svc Order Submitted Manually per LSR | Incremental Charge - Manual Svc Order vs. Electronic-1st | Incremental Charge - Manual Svc Order vs. Electronic-Add'l | Incremental Charge - Manual Svc Order vs. Electronic-Disc 1st | Incremental Charge - Manual Svc Order vs. Electronic-Disc Add'l | |
| | | | | | | | Rec | Nonrecurring | | Nonrecurring Disconnect | | OSS Rates(\$) | | | | | |
| | | | | | | | | First | Add'l | First | Add'l | SOMEc | SOMAN | SOMAN | SOMAN | SOMAN | SOMAN |
| | | Sub-Loop Distribution Per 2-Wire Analog Voice Grade Loop - Zone 3 | | 3 | UEANL | USBN2 | 12.45 | 66.18 | 31.14 | 45.36 | 6.71 | | | | | | |
| | | Sub-Loop Distribution Per 2-Wire Analog Voice Grade Loop - Zone 4 | | 4 | UEANL | USBN2 | 18.26 | 66.18 | 31.14 | 45.36 | 6.71 | | | | | | |
| | | Order Coordination for Unbundled Sub-Loops, per sub-loop pair | | | UEANL | USBMC | | 8.20 | 8.20 | | | | | | | | |
| | | Sub-Loop Distribution Per 4-Wire Analog Voice Grade Loop - Zone 1 | | 1 | UEANL | USBN4 | 7.30 | 79.49 | 44.45 | 51.27 | 9.35 | | | | | | |
| | | Sub-Loop Distribution Per 4-Wire Analog Voice Grade Loop - Zone 2 | | 2 | UEANL | USBN4 | 13.92 | 79.49 | 44.45 | 51.27 | 9.35 | | | | | | |
| | | Sub-Loop Distribution Per 4-Wire Analog Voice Grade Loop - Zone 3 | | 3 | UEANL | USBN4 | 16.73 | 79.49 | 44.45 | 51.27 | 9.35 | | | | | | |
| | | Sub-Loop Distribution Per 4-Wire Analog Voice Grade Loop - Zone 4 | | 4 | UEANL | USBN4 | 16.73 | 79.49 | 44.45 | 51.27 | 9.35 | | | | | | |
| | | Order Coordination for Unbundled Sub-Loops, per sub-loop pair | | | UEANL | USBMC | | 8.20 | 8.20 | | | | | | | | |
| | | Sub-Loop 2-Wire Intrabuilding Network Cable (INC) | | | UEANL | USBR2 | 2.29 | 53.32 | 18.28 | 45.36 | 6.71 | | | | | | |
| | | Order Coordination for Unbundled Sub-Loops, per sub-loop pair | | | UEANL | USBMC | | 8.20 | 8.20 | | | | | | | | |
| | | Sub-Loop 4-Wire Intrabuilding Network Cable (INC) | | | UEANL | USBR4 | 4.40 | 59.60 | 24.55 | 51.27 | 9.35 | | | | | | |
| | | Order Coordination for Unbundled Sub-Loops, per sub-loop pair | | | UEANL | USBMC | | 8.20 | 8.20 | | | | | | | | |
| | | Loop Testing - Basic 1st Half Hour | | | UEANL | URET1 | | 34.36 | 0.00 | | | | | | | | |
| | | Loop Testing - Basic Additional Half Hour | | | UEANL | URETA | | 19.97 | 19.97 | | | | | | | | |
| | | 2 Wire Copper Unbundled Sub-Loop Distribution - Zone 1 | | 1 | UEF | UCS2X | 6.06 | 66.18 | 31.14 | 45.36 | 6.71 | | | | | | |
| | | 2 Wire Copper Unbundled Sub-Loop Distribution - Zone 2 | | 2 | UEF | UCS2X | 7.09 | 66.18 | 31.14 | 45.36 | 6.71 | | | | | | |
| | | 2 Wire Copper Unbundled Sub-Loop Distribution - Zone 3 | | 3 | UEF | UCS2X | 8.16 | 66.18 | 31.14 | 45.36 | 6.71 | | | | | | |
| | | 2 Wire Copper Unbundled Sub-Loop Distribution - Zone 4 | | 4 | UEF | UCS2X | 9.90 | 66.18 | 31.14 | 45.36 | 6.71 | | | | | | |
| | | Order Coordination for Unbundled Sub-Loops, per sub-loop pair | | | UEF | USBMC | | 8.20 | 8.20 | | | | | | | | |
| | | 4 Wire Copper Unbundled Sub-Loop Distribution - Zone 1 | | 1 | UEF | UCS4X | 5.10 | 79.49 | 44.45 | 51.27 | 9.35 | | | | | | |
| | | 4 Wire Copper Unbundled Sub-Loop Distribution - Zone 2 | | 2 | UEF | UCS4X | 9.11 | 79.49 | 44.45 | 51.27 | 9.35 | | | | | | |
| | | 4 Wire Copper Unbundled Sub-Loop Distribution - Zone 3 | | 3 | UEF | UCS4X | 14.00 | 79.49 | 44.45 | 51.27 | 9.35 | | | | | | |
| | | 4 Wire Copper Unbundled Sub-Loop Distribution - Zone 4 | | 4 | UEF | UCS4X | 14.00 | 79.49 | 44.45 | 51.27 | 9.35 | | | | | | |
| | | Order Coordination for Unbundled Sub-Loops, per sub-loop pair | | | UEF | USBMC | | 8.20 | 8.20 | | | | | | | | |
| | | Loop Tagging Service Level 1, Unbundled Copper Loop, Non-Designed and Distribution Subloops | | | UEF, UEANL | URETL | | 8.92 | 0.88 | | | | | | | | |
| | | Loop Testing - Basic 1st Half Hour | | | UEF | URET1 | | 34.36 | 0.00 | | | | | | | | |
| | | Loop Testing - Basic Additional Half Hour | | | UEF | URETA | | 19.97 | 19.97 | | | | | | | | |
| | | Unbundled Sub-Loop Modification | | | | | | | | | | | | | | | |
| | | Unbundled Sub-Loop Modification - 2-W Copper Dist Load Coil/Equip Removal per 2-W PR | | | UEF | ULM2X | | 176.80 | 5.13 | | | | | | | | |
| | | Unbundled Sub-loop Modification - 4-W Copper Dist Load Coil/Equip Removal per 4-W PR | | | UEF | ULM4X | | 176.80 | 5.13 | | | | | | | | |
| | | Unbundled Loop Modification, Removal of Bridge Tap, per unbundled loop | | | UEF | ULMBT | | 279.81 | 6.15 | | | | | | | | |
| | | Unbundled Network Terminating Wire (UNTW) | | | | | | | | | | | | | | | |
| | | Unbundled Network Terminating Wire (UNTW) per Pair | | | UENTW | UENPP | 0.3366 | 30.55 | | | | | | | | | |
| | | Network Interface Device (NID) | | | | | | | | | | | | | | | |
| | | Network Interface Device (NID) - 1-2 lines | | | UENTW | UND12 | | 43.84 | 28.90 | | | | | | | | |
| | | Network Interface Device (NID) - 1-6 lines | | | UENTW | UND16 | | 65.30 | 50.36 | | | | | | | | |
| | | Network Interface Device Cross Connect - 2 W | | | UENTW | UNDC2 | | 5.94 | 5.94 | | | | | | | | |
| | | Network Interface Device Cross Connect - 4W | | | UENTW | UNDC4 | | 5.94 | 5.94 | | | | | | | | |
| UNE OTHER, PROVISIONING ONLY - NO RATE | | | | | | | | | | | | | | | | | |

| UNBUNDLED NETWORK ELEMENTS - Mississippi | | | | | | | | | | | Attachment 2 Exh A: | | | | | |
|---|---------------|--|-------------|------|--|-------|-----------|--------------|--------|-------------------------|---|---|--|--|---|---|
| CATEGORY | RATE ELEMENTS | | Interi m | Zone | BCS | USOC | RATES(\$) | | | | Svc Order Submitted Elec per LSR | Svc Order Submitted Manually per LSR | Incremental Charge - Manual Svc Order vs. Electronic- 1st | Incremental Charge - Manual Svc Order vs. Electronic- Add'l | Incremental Charge - Manual Svc Order vs. Electronic- Disc 1st | Incremental Charge - Manual Svc Order vs. Electronic- Disc Add'l |
| | | | | | | | Rec | Nonrecurring | | Nonrecurring Disconnect | | OSS Rates(\$) | | | | |
| | | | | | | | | First | Add'l | First | Add'l | SOMECE | SOMAN | SOMAN | SOMAN | SOMAN |
| | | | | | UAL, UCL, UDC, UDL, UDN, UEA, UHL, UEANL, UEF, UEQ, UENTW, NTCVG, NTCUD, NTCD1, USL | UNECN | 0.00 | 0.00 | | | | | | | | |
| | | Unbundled DS1 Loop - Superframe Format Option - no rate | | | USL, NTCD1 | CCOSF | 0.00 | 0.00 | | | | | | | | |
| | | Unbundled DS1 Loop - Expanded Superframe Format option - no rate | | | USL, NTCD1 | CCOEF | 0.00 | 0.00 | | | | | | | | |
| | | NID - Dispatch and Service Order for NID installation | | | UENTW | UNDBX | 0.00 | 0.00 | | | | | | | | |
| | | UNTW Circuit Establishment, Provisioning Only - No Rate | | | UENTW | UENCE | 0.00 | 0.00 | | | | | | | | |
| LOOP MAKE-UP | | | | | | | | | | | | | | | | |
| | | Loop Makeup - Preordering Without Reservation, per working or spare facility queried (Manual). | | | UMK | UMKLV | | 24.12 | 24.12 | | | | | | | |
| | | Loop Makeup - Preordering With Reservation, per spare facility queried (Manual). | | | UMK | UMKLP | | 25.58 | 25.58 | | | | | | | |
| | | Loop Makeup--With or Without Reservation, per working or spare facility queried (Mechanized) | | | UMK | UMKMQ | | 0.6652 | 0.6652 | | | | | | | |
| LINE SPLITTING | | | | | | | | | | | | | | | | |
| END USER ORDERING-CENTRAL OFFICE BASED | | | | | | | | | | | | | | | | |
| | | Line Splitting - per line activation DLEC owned splitter | | | UEPSR UEPSB | UREOS | 0.61 | | | | | | | | | |
| | | Line Splitting - per line activation BST owned - physical | | | UEPSR UEPSB | UREBP | 0.61 | 18.62 | 10.66 | 10.04 | 4.93 | | | | | |
| | | Line Splitting - per line activation BST owned - virtual | | | UEPSR UEPSB | UREBV | 0.61 | 18.62 | 10.66 | 10.04 | 4.93 | | | | | |
| UNBUNDLED EXCHANGE ACCESS LOOP | | | | | | | | | | | | | | | | |
| 2-WIRE ANALOG VOICE GRADE LOOP | | | | | | | | | | | | | | | | |
| | | 2 Wire Analog Voice Grade Loop-Service Level 1-Line Splitting-Zone 1 | | 1 | UEPSR UEPSB | UEALS | 12.03 | 37.92 | 17.55 | 23.48 | 5.25 | | | | | |
| | | 2 Wire Analog Voice Grade Loop-Service Level 1-Line Splitting-Zone 1 | | 1 | UEPSR UEPSB | UEABS | 12.03 | 37.92 | 17.55 | 23.48 | 5.25 | | | | | |
| | | 2 Wire Analog Voice Grade Loop- Service Level 1-Line Splitting-Zone 2 | | 2 | UEPSR UEPSB | UEALS | 16.87 | 37.92 | 17.55 | 23.48 | 5.25 | | | | | |
| | | 2 Wire Analog Voice Grade Loop- Service Level 1-Line Splitting-Zone 2 | | 2 | UEPSR UEPSB | UEABS | 16.87 | 37.92 | 17.55 | 23.48 | 5.25 | | | | | |
| | | 2 Wire Analog Voice Grade Loop-Service Level 1-Line Splitting-Zone 3 | | 3 | UEPSR UEPSB | UEALS | 25.68 | 37.92 | 17.55 | 23.48 | 5.25 | | | | | |
| | | 2 Wire Analog Voice Grade Loop-Service Level 1-Line Splitting-Zone 3 | | 3 | UEPSR UEPSB | UEABS | 25.68 | 37.92 | 17.55 | 23.48 | 5.25 | | | | | |
| | | 2 Wire Analog Voice Grade Loop-Service Level 1-Line Splitting-Zone 4 | | 4 | UEPSR UEPSB | UEALS | 43.85 | 37.92 | 17.55 | 23.48 | 5.25 | | | | | |
| | | 2 Wire Analog Voice Grade Loop-Service Level 1-Line Splitting-Zone 4 | | 4 | UEPSR UEPSB | UEABS | 43.85 | 37.92 | 17.55 | 23.48 | 5.25 | | | | | |
| PHYSICAL COLLOCATION | | | | | | | | | | | | | | | | |
| | | Physical Collocation-2 Wire Cross Connects (Loop) for Line Splitting | | | UEPSR UEPSB | PE1LS | 0.0288 | 12.37 | 11.87 | 6.04 | 5.45 | | | | | |
| VIRTUAL COLLOCATION | | | | | | | | | | | | | | | | |
| | | Virtual Collocation-2 Wire Cross Connects (Loop) for Line Splitting | | | UEPSR UEPSB | VE1LS | 0.0268 | 12.37 | 11.87 | 6.04 | 5.45 | | | | | |
| UNBUNDLED DEDICATED TRANSPORT | | | | | | | | | | | | | | | | |
| INTEROFFICE CHANNEL - DEDICATED TRANSPORT | | | | | | | | | | | | | | | | |
| | | Interoffice Channel - 2-Wire Voice Grade - per mile | | | U1TVX | 1L5XX | 0.0098 | | | | | | | | | |
| | | Interoffice Channel - 2-Wire Voice Grade - Facility Termination | | | U1TVX | U1TV2 | 22.52 | 40.77 | 27.57 | 17.26 | 7.11 | | | | | |
| | | Interoffice Channel - 2-Wire Voice Grade Rev Bat. - per mile | | | U1TVX | 1L5XX | 0.0098 | | | | | | | | | |
| | | Interoffice Channel - 2-Wire VG Rev Bat. - Facility Termination | | | U1TVX | U1TR2 | 22.52 | 40.77 | 27.57 | 17.26 | 7.11 | | | | | |
| | | Interoffice Channel - 4-Wire Voice Grade - per mile | | | U1TVX | 1L5XX | 0.0098 | | | | | | | | | |
| | | Interoffice Channel - 4- Wire Voice Grade - Facility Termination | | | U1TVX | U1TV4 | 19.79 | 40.77 | 27.57 | 17.26 | 7.11 | | | | | |
| | | Interoffice Channel - 56 kbps - per mile | | | U1TDX | 1L5XX | 0.0098 | | | | | | | | | |
| | | Interoffice Channel - 56 kbps - Facility Termination | | | U1TDX | U1TD5 | 15.68 | 40.77 | 27.57 | 17.26 | 7.11 | | | | | |

| UNBUNDLED NETWORK ELEMENTS - Mississippi | | | | | | | | | | Attachment 2 Exh A: | | Incremental Charge - Manual Svc Order vs. Electronic-1st | Incremental Charge - Manual Svc Order vs. Electronic-Add'l | Incremental Charge - Manual Svc Order vs. Electronic-Disc 1st | Incremental Charge - Manual Svc Order vs. Electronic-Disc Add'l |
|--|--|---------|------|------------|-------|-----------|--------------|--------|-------------------------|----------------------------------|--------------------------------------|--|--|---|---|
| CATEGORY | RATE ELEMENTS | Interim | Zone | BCS | USOC | RATES(\$) | | | | Svc Order Submitted Elec per LSR | Svc Order Submitted Manually per LSR | OSS Rates(\$) | | | |
| | | | | | | Rec | Nonrecurring | | Nonrecurring Disconnect | | | | | | |
| | | | | | | | First | Add'l | First | Add'l | SOME | SOMAN | SOMAN | SOMAN | SOMAN |
| | Interoffice Channel - 64 kbps - per mile | | | U1TDX | 1L5XX | 0.0098 | | | | | | | | | |
| | Interoffice Channel - 64 kbps - Facility Termination | | | U1TDX | U1TD6 | 15.68 | 40.77 | 27.57 | 17.26 | 7.11 | | | | | |
| | Interoffice Channel - DS1 - per mile | | | U1TD1 | 1L5XX | 0.201 | | | | | | | | | |
| | Interoffice Channel - DS1 - Facility Termination | | | U1TD1 | U1TF1 | 57.33 | 89.79 | 82.28 | 16.86 | 14.90 | | | | | |
| | Interoffice Channel - DS3 - per mile | | | U1TD3 | 1L5XX | 4.76 | | | | | | | | | |
| | Interoffice Channel - DS3 - Facility Termination | | | U1TD3 | U1TF3 | 641.90 | 280.37 | 163.70 | 62.08 | 60.29 | | | | | |
| | Interoffice Channel - STS-1 - per mile | | | U1TS1 | 1L5XX | 4.76 | | | | | | | | | |
| | Interoffice Channel - STS-1 - Facility Termination | | | U1TS1 | U1TFS | 644.21 | 280.37 | 163.70 | 62.08 | 60.29 | | | | | |
| UNBUNDLED DARK FIBER | | | | | | | | | | | | | | | |
| | Dark Fiber - Interoffice Transport, Per Four Fiber Strands, Per Route Mile Or Fraction Thereof | | | UDF, UDFCX | 1L5DF | 28.27 | | | | | | | | | |
| | Dark Fiber - Interoffice Transport, Per Four Fiber Strands, Per Route Mile Or Fraction Thereof | | | UDF, UDFCX | UDF14 | | 642.79 | 138.67 | 326.97 | 203.85 | | | | | |
| HIGH CAPACITY UNBUNDLED LOCAL LOOP | | | | | | | | | | | | | | | |
| | DS-3/STS-1 UNBUNDLED LOCAL LOOP - Stand Alone | | | | | | | | | | | | | | |
| | DS3 Unbundled Local Loop - per mile | | | UE3 | 1L5ND | 11.20 | | | | | | | | | |
| | DS3 Unbundled Local Loop - Facility Termination | | | UE3 | UE3PX | 326.15 | 454.13 | 265.47 | 123.23 | 86.19 | | | | | |
| | STS-1 Unbundled Local Loop - per mile | | | UDLSX | 1L5ND | 11.20 | | | | | | | | | |
| | STS-1 Unbundled Local Loop - Facility Termination | | | UDLSX | UDLS1 | 338.55 | 454.13 | 265.47 | 123.23 | 86.19 | | | | | |
| ENHANCED EXTENDED LINK (EELs) | | | | | | | | | | | | | | | |
| | Network Elements Used in Combinations | | | | | | | | | | | | | | |
| | 2-Wire VG Loop (SL2) in Combination - Zone 1 | | 1 | UNCVX | UEAL2 | 13.89 | 105.96 | 68.28 | 52.82 | 10.37 | | | | | |
| | 2-Wire VG Loop (SL2) in Combination - Zone 2 | | 2 | UNCVX | UEAL2 | 18.75 | 105.96 | 68.28 | 52.82 | 10.37 | | | | | |
| | 2-Wire VG Loop (SL2) in Combination - Zone 3 | | 3 | UNCVX | UEAL2 | 27.55 | 105.96 | 68.28 | 52.82 | 10.37 | | | | | |
| | 2-Wire VG Loop (SL2) in Combination - Zone 4 | | 4 | UNCVX | UEAL2 | 45.72 | 105.96 | 68.28 | 52.82 | 10.37 | | | | | |
| | 4-Wire Analog Voice Grade Loop in Combination - Zone 1 | | 1 | UNCVX | UEAL4 | 27.47 | 132.27 | 94.59 | 60.68 | 14.64 | | | | | |
| | 4-Wire Analog Voice Grade Loop in Combination - Zone 2 | | 2 | UNCVX | UEAL4 | 38.26 | 132.27 | 94.59 | 60.68 | 14.64 | | | | | |
| | 4-Wire Analog Voice Grade Loop in Combination - Zone 3 | | 3 | UNCVX | UEAL4 | 50.03 | 132.27 | 94.59 | 60.68 | 14.64 | | | | | |
| | 4-Wire Analog Voice Grade Loop in Combination - Zone 4 | | 4 | UNCVX | UEAL4 | 50.03 | 132.27 | 94.59 | 60.68 | 14.64 | | | | | |
| | 2-Wire ISDN Loop in Combination - Zone 1 | | 1 | UNCNX | U1L2X | 21.01 | 117.61 | 79.92 | 52.82 | 10.37 | | | | | |
| | 2-Wire ISDN Loop in Combination - Zone 2 | | 2 | UNCNX | U1L2X | 27.59 | 117.61 | 79.92 | 52.82 | 10.37 | | | | | |
| | 2-Wire ISDN Loop in Combination - Zone 3 | | 3 | UNCNX | U1L2X | 37.34 | 117.61 | 79.92 | 52.82 | 10.37 | | | | | |
| | 2-Wire ISDN Loop in Combination - Zone 4 | | 4 | UNCNX | U1L2X | 59.18 | 117.61 | 79.92 | 52.82 | 10.37 | | | | | |
| | 4-Wire 56Kbps Digital Grade Loop in Combination - Zone 1 | | 1 | UNCDX | UDL56 | 27.44 | 126.53 | 88.85 | 60.68 | 14.64 | | | | | |
| | 4-Wire 56Kbps Digital Grade Loop in Combination - Zone 2 | | 2 | UNCDX | UDL56 | 34.55 | 126.53 | 88.85 | 60.68 | 14.64 | | | | | |
| | 4-Wire 56Kbps Digital Grade Loop in Combination - Zone 3 | | 3 | UNCDX | UDL56 | 40.76 | 126.53 | 88.85 | 60.68 | 14.64 | | | | | |
| | 4-Wire 56Kbps Digital Grade Loop in Combination - Zone 4 | | 4 | UNCDX | UDL56 | 32.25 | 126.53 | 88.85 | 60.68 | 14.64 | | | | | |
| | 4-Wire 64Kbps Digital Grade Loop in Combination - Zone 1 | | 1 | UNCDX | UDL64 | 27.44 | 126.53 | 88.85 | 60.68 | 14.64 | | | | | |
| | 4-Wire 64Kbps Digital Grade Loop in Combination - Zone 2 | | 2 | UNCDX | UDL64 | 34.55 | 126.53 | 88.85 | 60.68 | 14.64 | | | | | |
| | 4-Wire 64Kbps Digital Grade Loop in Combination - Zone 3 | | 3 | UNCDX | UDL64 | 40.76 | 126.53 | 88.85 | 60.68 | 14.64 | | | | | |
| | 4-Wire 64Kbps Digital Grade Loop in Combination - Zone 4 | | 4 | UNCDX | UDL64 | 32.25 | 126.53 | 88.85 | 60.68 | 14.64 | | | | | |
| | 4-Wire DS1 Digital Loop in Combination - Zone 1 | | 1 | UNC1X | USLXX | 79.08 | 253.93 | 158.45 | 46.10 | 12.07 | | | | | |
| | 4-Wire DS1 Digital Loop in Combination - Zone 2 | | 2 | UNC1X | USLXX | 129.38 | 253.93 | 158.45 | 46.10 | 12.07 | | | | | |
| | 4-Wire DS1 Digital Loop in Combination - Zone 3 | | 3 | UNC1X | USLXX | 206.74 | 253.93 | 158.45 | 46.10 | 12.07 | | | | | |
| | 4-Wire DS1 Digital Loop in Combination - Zone 4 | | 4 | UNC1X | USLXX | 458.46 | 253.93 | 158.45 | 46.10 | 12.07 | | | | | |
| | DS3 Local Loop in combination - per mile | | | UNC3X | 1L5ND | 11.20 | | | | | | | | | |
| | DS3 Local Loop in combination - Facility Termination | | | UNC3X | UE3PX | 326.15 | 454.13 | 265.47 | 123.23 | 86.19 | | | | | |
| | STS-1 Local Loop in combination - per mile | | | UNC3X | 1L5ND | 11.20 | | | | | | | | | |
| | STS-1 Local Loop in combination - Facility Termination | | | UNC3X | UDLS1 | 338.55 | 454.13 | 265.47 | 123.23 | 86.19 | | | | | |
| | Interoffice Channel in combination - 2-wire VG - per mile | | | UNCVX | 1L5XX | 0.0098 | | | | | | | | | |
| | Interoffice Channel in combination - 2-wire VG - Facility Termination | | | UNCVX | U1TV2 | 20.32 | 40.77 | 27.57 | 17.26 | 7.11 | | | | | |
| | Interoffice Channel in combination - 4-wire VG - per mile | | | UNCVX | 1L5XX | 0.0098 | | | | | | | | | |
| | Interoffice Channel in combination - 4-wire VG - Facility Termination | | | UNCVX | U1TV4 | 17.86 | 40.77 | 27.57 | 17.26 | 7.11 | | | | | |
| | Interoffice Channel in combination - 4-wire 56 kbps - per mile | | | UNC3X | 1L5XX | 0.0098 | | | | | | | | | |
| | Interoffice Channel in combination - 4-wire 56 kbps - Facility Termination | | | UNC3X | U1TD5 | 14.04 | 40.77 | 27.57 | 17.26 | 7.11 | | | | | |
| | Interoffice Channel in combination - 4-wire 64 kbps - per mile | | | UNC3X | 1L5XX | 0.0098 | | | | | | | | | |

| UNBUNDLED NETWORK ELEMENTS - Mississippi | | | | | | | | | | | Attachment 2 Exh A: | | | | | |
|---|--|---------|------|--|-------|-----------|--------------|--------|-------------------------|-------|----------------------------------|--------------------------------------|--|--|---|---|
| CATEGORY | RATE ELEMENTS | Interim | Zone | BCS | USOC | RATES(\$) | | | | | Svc Order Submitted Elec per LSR | Svc Order Submitted Manually per LSR | Incremental Charge - Manual Svc Order vs. Electronic-1st | Incremental Charge - Manual Svc Order vs. Electronic-Add'l | Incremental Charge - Manual Svc Order vs. Electronic-Disc 1st | Incremental Charge - Manual Svc Order vs. Electronic-Disc Add'l |
| | | | | | | Rec | Nonrecurring | | Nonrecurring Disconnect | | OSS Rates(\$) | | | | | |
| | | | | | | | First | Add'l | First | Add'l | SOMEc | SOMAN | SOMAN | SOMAN | SOMAN | SOMAN |
| | Interoffice Channel in combination - 4-wire 64 kbps - Facility Termination | | | UNCDX | U1TD6 | 14.04 | 40.77 | 27.57 | 17.26 | 7.11 | | | | | | |
| | Interoffice Channel in combination - DS1 - per mile | | | UNC1X | 1L5XX | 0.201 | | | | | | | | | | |
| | Interoffice Channel in combination - DS1 Facility Termination | | | UNC1X | U1TF1 | 51.72 | 89.79 | 82.28 | 16.86 | 14.90 | | | | | | |
| | Interoffice Channel in combination - DS3 - per mile | | | UNC3X | 1L5XX | 4.76 | | | | | | | | | | |
| | Interoffice Channel in combination - DS3 - Facility Termination | | | UNC3X | U1TF3 | 579.12 | 280.37 | 163.70 | 62.08 | 60.29 | | | | | | |
| | Interoffice Channel in combination - STS-1 - per mile | | | UNC3X | 1L5XX | 4.76 | | | | | | | | | | |
| | Interoffice Channel in combination - STS-1 Facility Termination | | | UNC3X | U1TFS | 581.21 | 280.37 | 163.70 | 62.08 | 60.29 | | | | | | |
| ADDITIONAL NETWORK ELEMENTS | | | | | | | | | | | | | | | | |
| | Optional Features & Functions: | | | | | | | | | | | | | | | |
| | Clear Channel Capability Extended Frame Option - per DS1 | I | | U1TD1, ULDD1,UNC1X | CCOEF | | 0.00 | 0.00 | 0.00 | 0.00 | | | | | | |
| | Clear Channel Capability Super FrameOption - per DS1 | I | | U1TD1, ULDD1,UNC1X | CCOSF | | 0.00 | 0.00 | 0.00 | 0.00 | | | | | | |
| | Clear Channel Capability (SF/ESF) Option - Subsequent Activity - per DS1 | I | | ULDD1, U1TD1, UNC1X, USL | NRCCC | | 184.60 | 23.78 | 1.96 | 0.76 | | | | | | |
| | C-bit Parity Option - Subsequent Activity - per DS3 | i | | U1TD3, ULDD3, UE3, UNC3X | NRCC3 | | 218.72 | 7.66 | 0.7201 | 0.00 | | | | | | |
| | DS1 to DS0 Channel System per month | | | UNC1X | MQ1 | 102.85 | 91.57 | 62.94 | 10.87 | 10.10 | | | | | | |
| | DS3 to DS1 Channel System per month | | | UNC3X, UNC3X | MQ3 | 170.63 | 179.17 | 94.52 | 34.30 | 32.82 | | | | | | |
| | Voice Grade COCI in combination | | | UNCVX | 1D1VG | 0.5737 | 6.62 | 4.74 | | | | | | | | |
| | Voice Grade COCI - DS1 to DS0 Channel System - per month used for a Local Loop | | | UEA | 1D1VG | 0.5737 | 6.62 | 4.74 | | | | | | | | |
| | Voice Grade COCI - DS1 to DS0 Channel System - per month used for connection to a channelized DS1 Local Channel in the same SWC as collocation | | | U1TUC | 1D1VG | 0.5737 | 6.62 | 4.74 | | | | | | | | |
| | OCU-DP COCI (2.4-64kbs) in combination | | | UNCDX | 1D1DD | 1.22 | 6.62 | 4.74 | | | | | | | | |
| | OCU-DP COCI (data) - DS1 to DS0 Channel System - per month (2.4-64kbs) used for a Local Loop | | | UDL | 1D1DD | 1.22 | 6.62 | 4.74 | | | | | | | | |
| | OCU-DP COCI (data) - DS1 to DS0 Channel System - per month (2.4-64kbs) used for connection to a channelized DS1 Local Channel in the same SWC as collocation | | | U1TUD | 1D1DD | 1.22 | 6.62 | 4.74 | | | | | | | | |
| | 2-wire ISDN COCI (BRITE) in combination | | | UNCNX | UC1CA | 2.62 | 6.62 | 4.74 | | | | | | | | |
| | 2-wire ISDN COCI (BRITE) - for Local Loop | | | UDN | UC1CA | 2.62 | 6.62 | 4.74 | | | | | | | | |
| | 2-wire ISDN COCI (BRITE) - for connection to DS1 Local Channel in the same SWC as collocation | | | U1TUB | UC1CA | 2.62 | 6.62 | 4.74 | | | | | | | | |
| | DS1 COCI in combination | | | UNC1X | UC1D1 | 12.96 | 6.62 | 4.74 | | | | | | | | |
| | DS1 COCI - for Local Channel | | | ULDD1 | UC1D1 | 12.96 | 6.62 | 4.74 | | | | | | | | |
| | DS1 COCI - for Interoffice Channel | | | U1TD1 | UC1D1 | 12.96 | 6.62 | 4.74 | | | | | | | | |
| | DS1 COCI - for Loop | | | USL | UC1D1 | 12.96 | 6.62 | 4.74 | | | | | | | | |
| | DS1 COCI - for DS1 Local Channel in the same SWC as collocation | | | U1TUA | UC1D1 | 12.96 | 6.62 | 4.74 | | | | | | | | |
| | Wholesale to UNE, Switch-As-Is Conversion Charge | | | UNCVX, U1TVX, UNCDX, U1TDX, UNC1X, U1TD1,UNC3X, U1TD3, UNC3X, U1TS1, UDF,UDFCX | UNCCC | | 5.63 | 5.63 | | | | | | | | |
| | Unbundled Misc Rate Element, SNE SAI, Single Network Element - Switch As Is Non-recurring Charge, per circuit (LSR) | I | | U1TVX, U1TDX, U1TD1, U1TD3, U1TS1, UDF, UE3 | URES | | 36.87 | 16.14 | | | | | | | | |
| | Unbundled Misc Rate Element, SNE SAI, Single Network Element - Switch As Is Non-recurring Charge, incremental charge per circuit on a spreadsheet | I | | U1TVX, U1TDX, U1TD1, U1TD3, U1TS1, UDF, UE3 | URESP | | 1.49 | 1.49 | | | | | | | | |
| | UNE Reconfiguration Change Charge per Circuit | I | | UNC1X | URERC | | 35.00 | 35.00 | | | | | | | | |
| | UNE Reconfiguration Change Charge per Circuit Project Managed | I | | UNC1X | URERP | | 1.49 | 1.49 | | | | | | | | |
| Access to DCS - Customer Reconfiguration (FlexServ) | | | | | | | | | | | | | | | | |

| UNBUNDLED NETWORK ELEMENTS - Mississippi | | | | | | | | | | | Attachment 2 Exh A: | | | | |
|--|--|---------|------|--|-------|-------------|--------------|--------|-------------------------|----------------------------------|--------------------------------------|--|--|---|---|
| CATEGORY | RATE ELEMENTS | Interim | Zone | BCS | USOC | RATES(\$) | | | | Svc Order Submitted Elec per LSR | Svc Order Submitted Manually per LSR | Incremental Charge - Manual Svc Order vs. Electronic-1st | Incremental Charge - Manual Svc Order vs. Electronic-Add'l | Incremental Charge - Manual Svc Order vs. Electronic-Disc 1st | Incremental Charge - Manual Svc Order vs. Electronic-Disc Add'l |
| | | | | | | Rec | Nonrecurring | | Nonrecurring Disconnect | | OSS Rates(\$) | | | | |
| | | | | | | | First | Add'l | First | Add'l | SOMEC | SOMAN | SOMAN | SOMAN | SOMAN |
| | Customer Reconfiguration Establishment | | | | | | 1.49 | | 1.90 | | | | | | |
| | DS1 DCS Termination with DS0 Switching | | | | | 20.81 | 25.69 | 19.77 | 17.15 | 13.79 | | | | | |
| | DS1 DCS Termination with DS1 Switching | | | | | 10.73 | 18.57 | 12.65 | 12.60 | 9.24 | | | | | |
| | DS3 DCS Termination with DS1 Switching | | | | | 145.05 | 25.69 | 19.77 | 17.15 | 13.79 | | | | | |
| | Service Rearrangements | | | | | | | | | | | | | | |
| | NRC - Change in Facility Assignment per circuit Service Rearrangement | I | | U1TVX, U1TDX, UEA, UDL, U1TUC, U1TUD, U1TUB, ULDVX, ULDDX, UNCVX, UNCDX, UNC1X | URETD | 100.90 | 42.96 | | | | | | | | |
| | NRC - Change in Facility Assignment per circuit Project Management (added to CFA per circuit if project managed) | I | | U1TVX, U1TDX, UEA, UDL, U1TUC, U1TUD, U1TUB, ULDVX, ULDDX, UNCVX, UNCDX, UNC1X | URETB | 1.28 | 1.28 | | | | | | | | |
| | NRC - Order Coordination Specific Time - Dedicated Transport | I | | UNC1X | OCOSR | 18.87 | 18.87 | | | | | | | | |
| SIGNALING (CCS7) | | | | | | | | | | | | | | | |
| | NOTE:"bk" beside a rate indicates that the parties have agreed to bill and keep for that element pursuant to the terms and conditions in Attachment 3. | | | | | | | | | | | | | | |
| | CCS7 Signaling Usage, Per TCAP Message | | | | | 0.0000597bk | | | | | | | | | |
| | CCS7 Signaling Usage, Per ISUP Message | | | | | 0.0000149bk | | | | | | | | | |
| LNP Query Service | | | | | | | | | | | | | | | |
| | LNP Charge Per query | | | | | 0.0008477 | | | | | | | | | |
| | LNP Service Establishment Manual | | | | | 12.59 | 12.59 | 11.58 | 11.58 | | | | | | |
| | LNP Service Provisioning with Point Code Establishment | | | | | 596.94 | 304.96 | 270.49 | 198.89 | | | | | | |
| 911 PBX LOCATE | | | | | | | | | | | | | | | |
| | 911 PBX LOCATE DATABASE CAPABILITY | | | | | | | | | | | | | | |
| | Service Establishment per CLEC per End User Account | | | 9PBDC | 9PBEU | 1,822.00 | | | | | | | | | |
| | Changes to TN Range or Customer Profile | | | 9PBDC | 9PBTN | 182.29 | | | | | | | | | |
| | Per Telephone Number (Monthly) | | | 9PBDC | 9PBMM | 0.07 | | | | | | | | | |
| | Change Company (Service Provider) ID | | | 9PBDC | 9PBPC | 535.11 | | | | | | | | | |
| | PBX Locate Service Support per CLEC (Monthlt) | | | 9PBDC | 9PBMR | 178.43 | | | | | | | | | |
| | Service Order Charge | | | 9PBDC | 9PBSC | 15.75 | | | | | | | | | |
| 911 PBX LOCATE TRANSPORT COMPONENT | | | | | | | | | | | | | | | |
| See Att 3 | | | | | | | | | | | | | | | |
| Note: Rates displaying an "I" in Interim column are interim as a result of a Commission order. | | | | | | | | | | | | | | | |

| UNBUNDLED NETWORK ELEMENTS - North Carolina | | | | | | | | | | | | | | Attachment 2 Exh A: | | | |
|--|---|---------|------|---|--------|-----------|--------------|-------|-------------------------|----------------------------------|--------------------------------------|--|--|---|---|-------|--|
| CATEGORY | RATE ELEMENTS | Interim | Zone | BCS | USOC | RATES(\$) | | | | Svc Order Submitted Elec per LSR | Svc Order Submitted Manually per LSR | Incremental Charge - Manual Svc Order vs. Electronic-1st | Incremental Charge - Manual Svc Order vs. Electronic-Add'l | Incremental Charge - Manual Svc Order vs. Electronic-Disc 1st | Incremental Charge - Manual Svc Order vs. Electronic-Disc Add'l | | |
| | | | | | | Rec | Nonrecurring | | Nonrecurring Disconnect | | OSS Rates(\$) | | | | | | |
| | | | | | | | First | Add'l | First | Add'l | SOME C | SOMAN | SOMAN | SOMAN | SOMAN | SOMAN | |
| The "Zone" shown in the sections for stand-alone loops or loops as part of a combination refers to Geographically Deaveraged UNE Zones. To view Geographically Deaveraged UNE Zone Designations by Central Office, refer to internet Website: http://www.interconnection.bellsouth.com/become_a_clec/html/interconnection.htm | | | | | | | | | | | | | | | | | |
| OPERATIONS SUPPORT SYSTEMS (OSS) - "REGIONAL RATES" | | | | | | | | | | | | | | | | | |
| NOTE: (1) CLEC should contact its contract negotiator if it prefers the "state specific" OSS charges as ordered by the State Commissions. The OSS charges currently contained in this rate exhibit are the BellSouth "regional" service ordering charges. CLEC may elect either the state specific Commission ordered rates for the service ordering charges, or CLEC may elect the regional service ordering charge, however, CLEC can not obtain a mixture of the two regardless if CLEC has a interconnection contract established in | | | | | | | | | | | | | | | | | |
| NOTE: (2) Any element that can be ordered electronically will be billed according to the SOME C rate listed in this category. Please refer to BellSouth's Local Ordering Handbook (LOH) to determine if a product can be ordered electronically. For those elements that cannot be ordered electronically at present per the LOH, the listed SOME C rate in this category reflects the charge that would be billed to a CLEC once electronic ordering capabilities come on-line for that element. Otherwise, the manual ordering charge, | | | | | | | | | | | | | | | | | |
| | OSS - Electronic Service Order Charge, Per Local Service Request (LSR) - UNE Only | | | | SOME C | | 3.50 | 0.00 | 3.50 | 0.00 | | | | | | | |
| | OSS - Manual Service Order Charge, Per Local Service Request (LSR) - UNE Only | | | | SOMAN | | 15.20 | 0.00 | 15.20 | 0.00 | | | | | | | |
| UNE SERVICE DATE ADVANCEMENT CHARGE | | | | | | | | | | | | | | | | | |
| NOTE: The Expedite charge will be maintained commensurate with BellSouth's FCC No.1 Tariff, Section 5 as applicable. | | | | | | | | | | | | | | | | | |
| | | | | UAL, UEANL, UCL, UEF, UDF, UEQ, UDL, UENTW, UDN, UEA, UHL, ULC, USL, U1T12, U1T48, U1TD1, U1TD3, U1TDX, U1TO3, U1TS1, U1TVX, UC1BC, UC1BL, UC1CC, UC1CL, UC1DC, UC1DL, UC1EC, UC1EL, UC1FC, UC1FL, UC1GC, UC1GL, UC1HC, UC1HL, UDL12, UDL48, UDLO3, UDLSX, UE3, ULD12, ULD48, ULDD1, ULDD3, ULDDX, ULDO3, ULDS1, ULDVX, UNC1X, UNC3X, UNCDX, UNCNX, UNCSX, UNCVX, UNLD1, UNLD3, UXTD1, UXTD3, UXTS1, U1TUC, U1TUD, U1TUB, U1TUA, NTCVG, NTCUD, NTCDD1 | SDASP | | 200.00 | | | | | | | | | | |
| UNE Expedite Charge per Circuit or Line Assignable USOC, per Day | | | | | | | | | | | | | | | | | |
| ORDER MODIFICATION CHARGE | | | | | | | | | | | | | | | | | |
| | Order Modification Charge (OMC) | | | | | | 26.21 | 0.00 | 0.00 | 0.00 | | | | | | | |
| | Order Modification Additional Dispatch Charge (OMCAD) | | | | | | 0.00 | 0.00 | 0.00 | 0.00 | | | | | | | |
| UNBUNDLED EXCHANGE ACCESS LOOP | | | | | | | | | | | | | | | | | |
| 2-WIRE ANALOG VOICE GRADE LOOP | | | | | | | | | | | | | | | | | |
| | 2-Wire Analog Voice Grade Loop - Service Level 1- Zone 1 | | 1 | UEANL | UEAL2 | | 10.82 | 36.54 | 16.87 | | | | | | | | |
| | 2-Wire Analog Voice Grade Loop - Service Level 1- Zone 2 | | 2 | UEANL | UEAL2 | | 16.21 | 36.54 | 16.87 | | | | | | | | |
| | 2-Wire Analog Voice Grade Loop - Service Level 1- Zone 3 | | 3 | UEANL | UEAL2 | | 24.08 | 36.54 | 16.87 | | | | | | | | |
| | 2-Wire Analog Voice Grade Loop - Service Level 1- Zone 1 | | 1 | UEANL | UEASL | | 10.82 | 36.54 | 16.87 | | | | | | | | |
| | 2-Wire Analog Voice Grade Loop - Service Level 1- Zone 2 | | 2 | UEANL | UEASL | | 16.21 | 36.54 | 16.87 | | | | | | | | |
| | 2-Wire Analog Voice Grade Loop - Service Level 1- Zone 3 | | 3 | UEANL | UEASL | | 24.08 | 36.54 | 16.87 | | | | | | | | |
| | Unbundled Miscellaneous Rate Element, Tag Loop at End User Premise | | | UEANL | URETL | | 8.93 | 0.88 | | | | | | | | | |
| | Loop Testing - Basic 1st Half Hour | | | UEANL | URET1 | | 33.17 | 0.00 | | | | | | | | | |

| UNBUNDLED NETWORK ELEMENTS - North Carolina | | | | | | | | | | | | Attachment 2 Exh A: | | | | | |
|---|---------------|--|--|--|--|---------|--------------|-------|-------------------------|-----------|---------------|----------------------------------|--------------------------------------|--|--|---|---|
| CATEGORY | RATE ELEMENTS | | | | | Interim | Zone | BCS | USOC | RATES(\$) | | Svc Order Submitted Elec per LSR | Svc Order Submitted Manually per LSR | Incremental Charge - Manual Svc Order vs. Electronic-1st | Incremental Charge - Manual Svc Order vs. Electronic-Add'l | Incremental Charge - Manual Svc Order vs. Electronic-Disc 1st | Incremental Charge - Manual Svc Order vs. Electronic-Disc Add'l |
| | | | | | | | | | | | | | | | | | |
| | | | | | | Rec | Nonrecurring | | Nonrecurring Disconnect | | OSS Rates(\$) | | | | | | |
| | | | | | | | First | Add'l | First | Add'l | SOMEc | SOMAN | SOMAN | SOMAN | SOMAN | SOMAN | SOMAN |
| | | | | | | | | | | | | | | | | | |
| | | | | | | | | | | | | | | | | | |
| | | | | | | | | | | | | | | | | | |
| | | | | | | | | | | | | | | | | | |
| | | | | | | | | | | | | | | | | | |
| | | | | | | | | | | | | | | | | | |
| | | | | | | | | | | | | | | | | | |
| | | | | | | | | | | | | | | | | | |
| | | | | | | | | | | | | | | | | | |
| | | | | | | | | | | | | | | | | | |
| | | | | | | | | | | | | | | | | | |
| | | | | | | | | | | | | | | | | | |
| | | | | | | | | | | | | | | | | | |
| | | | | | | | | | | | | | | | | | |
| | | | | | | | | | | | | | | | | | |
| | | | | | | | | | | | | | | | | | |
| | | | | | | | | | | | | | | | | | |
| | | | | | | | | | | | | | | | | | |
| | | | | | | | | | | | | | | | | | |
| | | | | | | | | | | | | | | | | | |
| | | | | | | | | | | | | | | | | | |
| | | | | | | | | | | | | | | | | | |
| | | | | | | | | | | | | | | | | | |
| | | | | | | | | | | | | | | | | | |
| | | | | | | | | | | | | | | | | | |
| | | | | | | | | | | | | | | | | | |
| | | | | | | | | | | | | | | | | | |
| | | | | | | | | | | | | | | | | | |
| | | | | | | | | | | | | | | | | | |
| | | | | | | | | | | | | | | | | | |
| | | | | | | | | | | | | | | | | | |
| | | | | | | | | | | | | | | | | | |
| | | | | | | | | | | | | | | | | | |
| | | | | | | | | | | | | | | | | | |
| | | | | | | | | | | | | | | | | | |
| | | | | | | | | | | | | | | | | | |
| | | | | | | | | | | | | | | | | | |
| | | | | | | | | | | | | | | | | | |
| | | | | | | | | | | | | | | | | | |
| | | | | | | | | | | | | | | | | | |
| | | | | | | | | | | | | | | | | | |
| | | | | | | | | | | | | | | | | | |
| | | | | | | | | | | | | | | | | | |
| | | | | | | | | | | | | | | | | | |
| | | | | | | | | | | | | | | | | | |
| | | | | | | | | | | | | | | | | | |
| | | | | | | | | | | | | | | | | | |
| | | | | | | | | | | | | | | | | | |
| | | | | | | | | | | | | | | | | | |
| | | | | | | | | | | | | | | | | | |
| | | | | | | | | | | | | | | | | | |
| | | | | | | | | | | | | | | | | | |
| | | | | | | | | | | | | | | | | | |
| | | | | | | | | | | | | | | | | | |
| | | | | | | | | | | | | | | | | | |
| | | | | | | | | | | | | | | | | | |
| | | | | | | | | | | | | | | | | | |
| | | | | | | | | | | | | | | | | | |
| | | | | | | | | | | | | | | | | | |
| | | | | | | | | | | | | | | | | | |
| | | | | | | | | | | | | | | | | | |
| | | | | | | | | | | | | | | | | | |
| | | | | | | | | | | | | | | | | | |
| | | | | | | | | | | | | | | | | | |
| | | | | | | | | | | | | | | | | | |
| | | | | | | | | | | | | | | | | | |
| | | | | | | | | | | | | | | | | | |
| | | | | | | | | | | | | | | | | | |
| | | | | | | | | | | | | | | | | | |
| | | | | | | | | | | | | | | | | | |

| UNBUNDLED NETWORK ELEMENTS - North Carolina | | | | | | | | | | | Attachment 2 Exh A: | | | | |
|---|---|---------|------|------------|-------|-----------|--------------|--------|----------------------------------|--------------------------------------|--|--|---|---|-------|
| CATEGORY | RATE ELEMENTS | Interim | Zone | BCS | USOC | RATES(\$) | | | Svc Order Submitted Elec per LSR | Svc Order Submitted Manually per LSR | Incremental Charge - Manual Svc Order vs. Electronic-1st | Incremental Charge - Manual Svc Order vs. Electronic-Add'l | Incremental Charge - Manual Svc Order vs. Electronic-Disc 1st | Incremental Charge - Manual Svc Order vs. Electronic-Disc Add'l | |
| | | | | | | Rec | Nonrecurring | | Nonrecurring Disconnect | | OSS Rates(\$) | | | | |
| | | | | | | | First | Add'l | First | Add'l | SOMEc | SOMAN | SOMAN | SOMAN | SOMAN |
| | 2 Wire Unbundled ADSL Loop including manual service inquiry & facility reservation - Zone 2 | | 2 | UAL | UAL2X | 11.59 | 117.08 | 68.36 | | | | | | | |
| | 2 Wire Unbundled ADSL Loop including manual service inquiry & facility reservation - Zone 3 | | 3 | UAL | UAL2X | 12.28 | 117.08 | 68.36 | | | | | | | |
| | 2 Wire Unbundled ADSL Loop without manual service inquiry & facility reservaton - Zone 1 | | 1 | UAL | UAL2W | 10.14 | 92.83 | 56.02 | | | | | | | |
| | 2 Wire Unbundled ADSL Loop without manual service inquiry & facility reservation - Zone 2 | | 2 | UAL | UAL2W | 11.59 | 92.83 | 56.02 | | | | | | | |
| | 2 Wire Unbundled ADSL Loop without manual service inquiry & facility reservaton - Zone 3 | | 3 | UAL | UAL2W | 12.28 | 92.83 | 56.02 | | | | | | | |
| | CLEC to CLEC Conversion Charge without outside dispatch | | | UAL | UREWO | | 78.06 | 32.38 | | | | | | | |
| 2-WIRE HIGH BIT RATE DIGITAL SUBSCRIBER LINE (HDSL) COMPATIBLE LOOP | | | | | | | | | | | | | | | |
| | 2 Wire Unbundled HDSL Loop including manual service inquiry & facility reservation - Zone 1 | | 1 | UHL | UHL2X | 7.95 | 125.50 | 76.77 | | | | | | | |
| | 2 Wire Unbundled HDSL Loop including manual service inquiry & facility reservation - Zone 2 | | 2 | UHL | UHL2X | 9.15 | 125.50 | 76.77 | | | | | | | |
| | 2 Wire Unbundled HDSL Loop including manual service inquiry & facility reservation - Zone 3 | | 3 | UHL | UHL2X | 9.53 | 125.50 | 76.77 | | | | | | | |
| | 2 Wire Unbundled HDSL Loop without manual service inquiry and facility reservation - Zone 1 | | 1 | UHL | UHL2W | 7.95 | 101.24 | 64.43 | | | | | | | |
| | 2 Wire Unbundled HDSL Loop without manual service inquiry and facility reservation - Zone 2 | | 2 | UHL | UHL2W | 9.15 | 101.24 | 64.43 | | | | | | | |
| | 2 Wire Unbundled HDSL Loop without manual service inquiry and facility reservation - Zone 3 | | 3 | UHL | UHL2W | 9.53 | 101.24 | 64.43 | | | | | | | |
| | CLEC to CLEC Conversion Charge without outside dispatch | | | UHL | UREWO | | 78.00 | 32.38 | | | | | | | |
| 4-WIRE HIGH BIT RATE DIGITAL SUBSCRIBER LINE (HDSL) COMPATIBLE LOOP | | | | | | | | | | | | | | | |
| | 4 Wire Unbundled HDSL Loop including manual service inquiry and facility reservation - Zone 1 | | 1 | UHL | UHL4X | 11.01 | 153.26 | 104.54 | | | | | | | |
| | 4-Wire Unbundled HDSL Loop including manual service inquiry and facility reservation - Zone 2 | | 2 | UHL | UHL4X | 12.20 | 153.26 | 104.54 | | | | | | | |
| | 4-Wire Unbundled HDSL Loop including manual service inquiry and facility reservation - Zone 3 | | 3 | UHL | UHL4X | 13.49 | 153.26 | 104.54 | | | | | | | |
| | 4-Wire Unbundled HDSL Loop without manual service inquiry and facility reservation - Zone 1 | | 1 | UHL | UHL4W | 11.01 | 129.00 | 92.20 | | | | | | | |
| | 4-Wire Unbundled HDSL Loop without manual service inquiry and facility reservation - Zone 2 | | 2 | UHL | UHL4W | 12.20 | 129.00 | 92.20 | | | | | | | |
| | 4-Wire Unbundled HDSL Loop without manual service inquiry and facility reservation - Zone 3 | | 3 | UHL | UHL4W | 13.49 | 129.00 | 92.20 | | | | | | | |
| | CLEC to CLEC Conversion Charge without outside dispatch | | | UHL | UREWO | | 78.00 | 32.38 | | | | | | | |
| 4-WIRE DS1 DIGITAL LOOP | | | | | | | | | | | | | | | |
| | 4-Wire DS1 Digital Loop - Zone 1 | | 1 | USL, NTCD1 | USLXX | 63.62 | 245.16 | 152.98 | | | | | | | |
| | 4-Wire DS1 Digital Loop - Zone 2 | | 2 | USL, NTCD1 | USLXX | 104.40 | 245.16 | 152.98 | | | | | | | |
| | 4-Wire DS1 Digital Loop - Zone 3 | | 3 | USL, NTCD1 | USLXX | 210.22 | 245.16 | 152.98 | | | | | | | |
| | Switch-As-Is Conversion rate per UNE Loop, Single LSR, (per DS1) | | | USL, NTCD1 | URES | | 25.03 | 3.53 | | | | | | | |
| | Switch-As-Is Conversion rate per UNE Loop, Spreadsheet, (per DS1) | | | USL, NTCD1 | URESP | | 26.52 | 5.02 | | | | | | | |
| | CLEC to CLEC Conversion Charge without outside dispatch | | | USL, NTCD1 | UREWO | | 100.82 | 42.93 | | | | | | | |
| 4-WIRE 19.2, 56 OR 64 KBPS DIGITAL GRADE LOOP | | | | | | | | | | | | | | | |
| | 4 Wire Unbundled Digital Loop 2.4 Kbps | | 1 | UDL, NTCUD | UDL2X | 21.98 | 121.86 | 85.48 | | | | | | | |
| | 4 Wire Unbundled Digital Loop 2.4 Kbps | | 2 | UDL, NTCUD | UDL2X | 27.58 | 121.86 | 85.48 | | | | | | | |
| | 4 Wire Unbundled Digital Loop 2.4 Kbps | | 3 | UDL, NTCUD | UDL2X | 43.08 | 121.86 | 85.48 | | | | | | | |
| | 4 Wire Unbundled Digital Loop 4.8 Kbps | | 1 | UDL, NTCUD | UDL4X | 21.98 | 121.86 | 85.48 | | | | | | | |
| | 4 Wire Unbundled Digital Loop 4.8 Kbps | | 2 | UDL, NTCUD | UDL4X | 27.58 | 121.86 | 85.48 | | | | | | | |
| | 4 Wire Unbundled Digital Loop 4.8 Kbps | | 3 | UDL, NTCUD | UDL4X | 43.08 | 121.86 | 85.48 | | | | | | | |
| | 4 Wire Unbundled Digital Loop 9.6 Kbps | | 1 | UDL, NTCUD | UDL9X | 21.98 | 121.86 | 85.48 | | | | | | | |
| | 5 Wire Unbundled Digital Loop 9.6 Kbps | | 2 | UDL, NTCUD | UDL9X | 27.58 | 121.86 | 85.48 | | | | | | | |
| | 6 Wire Unbundled Digital Loop 9.6 Kbps | | 3 | UDL, NTCUD | UDL9X | 43.08 | 121.86 | 85.48 | | | | | | | |
| | 4 Wire Unbundled Digital 19.2 Kbps | | 1 | UDL, NTCUD | UDL19 | 21.98 | 121.86 | 85.48 | | | | | | | |

| UNBUNDLED NETWORK ELEMENTS - North Carolina | | | | | | | | | | | Attachment 2 Exh A: | | | | | | |
|---|---------------|--|---------|------|--|-------|-----------|--------------|-------|-------------------------|----------------------------------|--------------------------------------|--|--|---|---|-------|
| CATEGORY | RATE ELEMENTS | | Interim | Zone | BCS | USOC | RATES(\$) | | | | Svc Order Submitted Elec per LSR | Svc Order Submitted Manually per LSR | Incremental Charge - Manual Svc Order vs. Electronic-1st | Incremental Charge - Manual Svc Order vs. Electronic-Add'l | Incremental Charge - Manual Svc Order vs. Electronic-Disc 1st | Incremental Charge - Manual Svc Order vs. Electronic-Disc Add'l | |
| | | | | | | | Rec | Nonrecurring | | Nonrecurring Disconnect | | OSS Rates(\$) | | | | | |
| | | | | | | | | First | Add'l | First | Add'l | SOMEc | SOMAN | SOMAN | SOMAN | SOMAN | SOMAN |
| | | 4 Wire Unbundled Digital 19.2 Kbps | | 2 | UDL, NTCUD | UDL19 | 27.58 | 121.86 | 85.48 | | | | | | | | |
| | | 4 Wire Unbundled Digital 19.2 Kbps | | 3 | UDL, NTCUD | UDL19 | 43.08 | 121.86 | 85.48 | | | | | | | | |
| | | 4 Wire Unbundled Digital Loop 56 Kbps - Zone 1 | | 1 | UDL, NTCUD | UDL56 | 21.98 | 121.86 | 85.48 | | | | | | | | |
| | | 4 Wire Unbundled Digital Loop 56 Kbps - Zone 2 | | 2 | UDL, NTCUD | UDL56 | 27.58 | 121.86 | 85.48 | | | | | | | | |
| | | 4 Wire Unbundled Digital Loop 56 Kbps - Zone 3 | | 3 | UDL, NTCUD | UDL56 | 43.08 | 121.86 | 85.48 | | | | | | | | |
| | | 4 Wire Unbundled Digital Loop 64 Kbps - Zone 1 | | 1 | UDL, NTCUD | UDL64 | 21.98 | 121.86 | 85.48 | | | | | | | | |
| | | 4 Wire Unbundled Digital Loop 64 Kbps - Zone 2 | | 2 | UDL, NTCUD | UDL64 | 27.58 | 121.86 | 85.48 | | | | | | | | |
| | | 4 Wire Unbundled Digital Loop 64 Kbps - Zone 3 | | 3 | UDL, NTCUD | UDL64 | 43.08 | 121.86 | 85.48 | | | | | | | | |
| | | Switch-As-Is Conversion rate per UNE Loop, Single LSR, (per DS0) | | | UDL, NTCUD | URES | | 25.03 | 3.53 | | | | | | | | |
| | | Switch-As-Is Conversion rate per UNE Loop, Spreadsheet, (per DS0) | | | UDL, NTCUD | URESP | | 26.52 | 5.02 | | | | | | | | |
| | | CLEC to CLEC Conversion Charge without outside dispatch | | | UDL, NTCUD | UREWO | | 101.86 | 49.62 | | | | | | | | |
| | | 2-WIRE Unbundled COPPER LOOP | | | | | | | | | | | | | | | |
| | | 2-Wire Unbundled Copper Loop-Designed including manual service inquiry & facility reservation - Zone 1 | | 1 | UCL | UCLPB | 10.14 | 116.18 | 67.46 | | | | | | | | |
| | | 2-Wire Unbundled Copper Loop-Designed including manual service inquiry & facility reservation - Zone 2 | | 2 | UCL | UCLPB | 11.59 | 116.18 | 67.46 | | | | | | | | |
| | | 2 Wire Unbundled Copper Loop-Designed including manual service inquiry & facility reservation - Zone 3 | | 3 | UCL | UCLPB | 12.28 | 116.18 | 67.46 | | | | | | | | |
| | | 2-Wire Unbundled Copper Loop-Designed without manual service inquiry and facility reservation - Zone 1 | | 1 | UCL | UCLPW | 10.14 | 91.92 | 55.12 | | | | | | | | |
| | | 2-Wire Unbundled Copper Loop-Designed without manual service inquiry and facility reservation - Zone 2 | | 2 | UCL | UCLPW | 11.59 | 91.92 | 55.12 | | | | | | | | |
| | | 2-Wire Unbundled Copper Loop-Designed without manual service inquiry and facility reservation - Zone 3 | | 3 | UCL | UCLPW | 12.28 | 91.92 | 55.12 | | | | | | | | |
| | | CLEC to CLEC Conversion Charge without outside dispatch (UCL-Des) | | | UCL | UREWO | | 89.06 | 34.45 | | | | | | | | |
| | | 4-WIRE COPPER LOOP | | | | | | | | | | | | | | | |
| | | 4-Wire Copper Loop including manual service inquiry and facility reservation - Zone 1 | | 1 | UCL | UCL4S | 13.10 | 139.69 | 90.96 | | | | | | | | |
| | | 4-Wire Copper Loop including manual service inquiry and facility reservation - Zone 2 | | 2 | UCL | UCL4S | 15.17 | 139.69 | 90.96 | | | | | | | | |
| | | 4-Wire Copper Loop including manual service inquiry and facility reservation - Zone 3 | | 3 | UCL | UCL4S | 17.03 | 139.69 | 90.96 | | | | | | | | |
| | | 4-Wire Copper Loop without manual service inquiry and facility reservation - Zone 1 | | 1 | UCL | UCL4W | 13.10 | 115.43 | 78.63 | | | | | | | | |
| | | 4-Wire Copper Loop without manual service inquiry and facility reservation - Zone 2 | | 2 | UCL | UCL4W | 15.17 | 115.43 | 78.63 | | | | | | | | |
| | | 4-Wire Copper Loop without manual service inquiry and facility reservation - Zone 3 | | 3 | UCL | UCL4W | 17.03 | 115.43 | 78.63 | | | | | | | | |
| | | CLEC to CLEC Conversion Charge without outside dispatch (UCL-Des) | | | UCL | UREWO | | 89.06 | 34.45 | | | | | | | | |
| | | Order Coordination for Unbundled Copper Loops (per loop) | | | UCL | UCLMC | | 7.92 | 7.92 | | | | | | | | |
| | | Order Coordination for Specified Conversion Time (per LSR) | | | UEA, UDN, UAL, UHL, UDL, NTCVG, NTCUD, USL, NTCDD1 | OCOSL | | 17.56 | | | | | | | | | |
| | | Rearrangements | | | | | | | | | | | | | | | |
| | | EEL to UNE-L Retermination, per 2 Wire Unbundled Voice Loop-SL2 | | | UEA | UREEL | | 87.49 | 36.26 | | | | | | | | |
| | | EEL to UNE-L Retermination, per 4 Wire Unbundled Voice Loop | | | UEA | UREEL | | 87.49 | 36.26 | | | | | | | | |
| | | EEL to UNE-L Retermination, per 2 Wire ISDN Loop | | | UDN | UREEL | | 91.39 | 44.04 | | | | | | | | |
| | | EEL to UNE-L Retermination, per 4 Wire Unbundled Digital Loop | | | UDL | UREEL | | 101.86 | 49.62 | | | | | | | | |
| | | EEL to UNE-L Retermination, per 4 Wire Unbundled DS1 Loop | | | USL | UREEL | | 100.82 | 42.93 | | | | | | | | |
| | | LOOP MODIFICATION | | | | | | | | | | | | | | | |

| UNBUNDLED NETWORK ELEMENTS - North Carolina | | | | | | | | | | Attachment 2 Exh A: | | | | | | |
|---|---|---------|------|---|-------|-----------|--------------|-------|-------------------------|----------------------------------|--------------------------------------|--|--|---|---|-------|
| CATEGORY | RATE ELEMENTS | Interim | Zone | BCS | USOC | RATES(\$) | | | | Svc Order Submitted Elec per LSR | Svc Order Submitted Manually per LSR | Incremental Charge - Manual Svc Order vs. Electronic-1st | Incremental Charge - Manual Svc Order vs. Electronic-Add'l | Incremental Charge - Manual Svc Order vs. Electronic-Disc 1st | Incremental Charge - Manual Svc Order vs. Electronic-Disc Add'l | |
| | | | | | | Rec | Nonrecurring | | Nonrecurring Disconnect | | OSS Rates(\$) | | | | | |
| | | | | | | | First | Add'l | First | Add'l | SOMEK | SOMAN | SOMAN | SOMAN | SOMAN | SOMAN |
| | Unbundled Loop Modification, Removal of Load Coils - 2 Wire pair less than or equal to 18k ft, per Unbundled Loop | | | UAL, UHL, UCL, UEQ, ULS, UEA, UEANL, UEPSR, UEPSB | ULM2L | | 0.00 | 0.00 | | | | | | | | |
| | Unbundled Loop Modification, Removal of Load Coils - 2 wire greater than 18k ft | | | UCL, ULS, UEQ | ULM2G | | 0.00 | 0.00 | | | | | | | | |
| | Unbundled Loop Modification Removal of Load Coils - 4 Wire less than or equal to 18K ft, per Unbundled Loop | | | UHL, UCL, UEA | ULM4L | | 0.00 | 0.00 | | | | | | | | |
| | Unbundled Loop Modification Removal of Load Coils - 4 Wire pair greater than 18k ft | | | UCL | ULM4G | | 0.00 | 0.00 | | | | | | | | |
| | Unbundled Loop Modification Removal of Bridged Tap Removal, per unbundled loop | | | UAL, UHL, UCL, UEQ, ULS, UEA, UEANL, UEPSR, UEPSB | ULMBT | | 12.15 | 12.15 | | | | | | | | |
| SUB-LOOPS | | | | | | | | | | | | | | | | |
| | Sub-Loop Distribution | | | | | | | | | | | | | | | |
| | Sub-Loop - Per Cross Box Location - CLEC Feeder Facility Set-Up | | | UEANL, UEF | USBSA | | 144.09 | | | | | | | | | |
| | Sub-Loop - Per Cross Box Location - Per 25 Pair Panel Set-Up | | | UEANL, UEF | USBSB | | 10.99 | 10.99 | | | | | | | | |
| | Sub-Loop - Per Building Equipment Room - CLEC Feeder Facility Set-Up | | | UEANL | USBSC | | 86.16 | | | | | | | | | |
| | Sub-Loop - Per Building Equipment Room - Per 25 Pair Panel Set-Up | | | UEANL | USBSD | | 27.13 | 27.13 | | | | | | | | |
| | Sub-Loop Distribution Per 2-Wire Analog Voice Grade Loop - Zone 1 | | 1 | UEANL | USBN2 | 6.70 | 63.89 | 30.06 | | | | | | | | |
| | Sub-Loop Distribution Per 2-Wire Analog Voice Grade Loop - Zone 2 | | 2 | UEANL | USBN2 | 9.93 | 63.89 | 30.06 | | | | | | | | |
| | Sub-Loop Distribution Per 2-Wire Analog Voice Grade Loop - Zone 3 | | 3 | UEANL | USBN2 | 12.79 | 63.89 | 30.06 | | | | | | | | |
| | Order Coordination for Unbundled Sub-Loops, per sub-loop pair | | | UEANL | USBMC | | 7.92 | 7.92 | | | | | | | | |
| | Sub-Loop Distribution Per 4-Wire Analog Voice Grade Loop - Zone 1 | | 1 | UEANL | USBN4 | 10.81 | 76.75 | 42.92 | | | | | | | | |
| | Sub-Loop Distribution Per 4-Wire Analog Voice Grade Loop - Zone 2 | | 2 | UEANL | USBN4 | 14.16 | 76.75 | 42.92 | | | | | | | | |
| | Sub-Loop Distribution Per 4-Wire Analog Voice Grade Loop - Zone 3 | | 3 | UEANL | USBN4 | 24.67 | 76.75 | 42.92 | | | | | | | | |
| | Order Coordination for Unbundled Sub-Loops, per sub-loop pair | | | UEANL | USBMC | | 7.92 | 7.92 | | | | | | | | |
| | Sub-Loop 2-Wire Intrabuilding Network Cable (INC) | | | UEANL | USBR2 | 2.34 | 51.48 | 17.65 | | | | | | | | |
| | Order Coordination for Unbundled Sub-Loops, per sub-loop pair | | | UEANL | USBMC | | 7.92 | 7.92 | | | | | | | | |
| | Sub-Loop 4-Wire Intrabuilding Network Cable (INC) | | | UEANL | USBR4 | 4.18 | 57.54 | 23.71 | | | | | | | | |
| | Order Coordination for Unbundled Sub-Loops, per sub-loop pair | | | UEANL | USBMC | | 7.92 | 7.92 | | | | | | | | |
| Service Order charges will apply only once per sub-loop | | | | | | | | | | | | | | | | |
| | Loop Testing - Basic 1st Half Hour | | | UEANL | URET1 | | 33.17 | 0.00 | | | | | | | | |
| | Loop Testing - Basic Additional Half Hour | | | UEANL | URETA | | 19.28 | 19.28 | | | | | | | | |
| | 2 Wire Copper Unbundled Sub-Loop Distribution - Zone 1 | | 1 | UEF | UCS2X | 5.43 | 63.89 | 30.06 | | | | | | | | |
| | 2 Wire Copper Unbundled Sub-Loop Distribution - Zone 2 | | 2 | UEF | UCS2X | 8.04 | 63.89 | 30.06 | | | | | | | | |
| | 2 Wire Copper Unbundled Sub-Loop Distribution - Zone 3 | | 3 | UEF | UCS2X | 9.79 | 63.89 | 30.06 | | | | | | | | |
| | Order Coordination for Unbundled Sub-Loops, per sub-loop pair | | | UEF | USBMC | | 7.92 | 7.92 | | | | | | | | |
| | 4 Wire Copper Unbundled Sub-Loop Distribution - Zone 1 | | 1 | UEF | UCS4X | 6.34 | 76.75 | 42.92 | | | | | | | | |
| | 4 Wire Copper Unbundled Sub-Loop Distribution - Zone 2 | | 2 | UEF | UCS4X | 9.62 | 76.75 | 42.92 | | | | | | | | |
| | 4 Wire Copper Unbundled Sub-Loop Distribution - Zone 3 | | 3 | UEF | UCS4X | 13.04 | 76.75 | 42.92 | | | | | | | | |
| | Order Coordination for Unbundled Sub-Loops, per sub-loop pair | | | UEF | USBMC | | 7.92 | 7.92 | | | | | | | | |

| UNBUNDLED NETWORK ELEMENTS - North Carolina | | | | | | | | | | | Attachment 2 Exh A: | | | | | |
|---|---------------|----|--|--|--|---------|------|-----|------|-----------|----------------------------------|--------------------------------------|--|--|---|---|
| CATEGORY | RATE ELEMENTS | | | | | Interim | Zone | BCS | USOC | RATES(\$) | Svc Order Submitted Elec per LSR | Svc Order Submitted Manually per LSR | Incremental Charge - Manual Svc Order vs. Electronic-1st | Incremental Charge - Manual Svc Order vs. Electronic-Add'l | Incremental Charge - Manual Svc Order vs. Electronic-Disc 1st | Incremental Charge - Manual Svc Order vs. Electronic-Disc Add'l |
| | | | | | | | | | | | | | | | | |
| | | | | | | | | | | | | | OSS Rates(\$) | | | |
| | | | | | | | | | | | | | | | | |
| | | | | | | | | | | | | | | | | |
| | | | | | | | | | | | | | | | | |
| | | | | | | | | | | | | | | | | |
| | | | | | | | | | | | | | | | | |
| | | | | | | | | | | | | | | | | |
| | | | | | | | | | | | | | | | | |
| | | | | | | | | | | | | | | | | |
| | | | | | | | | | | | | | | | | |
| | | | | | | | | | | | | | | | | |
| | | | | | | | | | | | | | | | | |
| | | | | | | | | | | | | | | | | |
| | | | | | | | | | | | | | | | | |
| | | | | | | | | | | | | | | | | |
| | | | | | | | | | | | | | | | | |
| | | | | | | | | | | | | | | | | |
| | | | | | | | | | | | | | | | | |
| | | | | | | | | | | | | | | | | |
| | | | | | | | | | | | | | | | | |
| | | | | | | | | | | | | | | | | |
| | | | | | | | | | | | | | | | | |
| | | | | | | | | | | | | | | | | |
| | | | | | | | | | | | | | | | | |
| | | | | | | | | | | | | | | | | |
| | | | | | | | | | | | | | | | | |
| | | | | | | | | | | | | | | | | |
| | | | | | | | | | | | | | | | | |
| | | | | | | | | | | | | | | | | |
| | | | | | | | | | | | | | | | | |
| | | | | | | | | | | | | | | | | |
| | | | | | | | | | | | | | | | | |
| | | | | | | | | | | | | | | | | |
| | | | | | | | | | | | | | | | | |
| | | | | | | | | | | | | | | | | |
| | | | | | | | | | | | | | | | | |
| | | | | | | | | | | | | | | | | |
| | | | | | | | | | | | | | | | | |
| | | | | | | | | | | | | | | | | |
| | | | | | | | | | | | | | | | | |
| | | | | | | | | | | | | | | | | |
| | | | | | | | | | | | | | | | | |
| | | | | | | | | | | | | | | | | |
| | | | | | | | | | | | | | | | | |
| | | | | | | | | | | | | | | | | |
| | | | | | | | | | | | | | | | | |
| | | | | | | | | | | | | | | | | |
| | | | | | | | | | | | | | | | | |
| | | | | | | | | | | | | | | | | |
| | | | | | | | | | | | | | | | | |
| | | | | | | | | | | | | | | | | |
| | | | | | | | | | | | | | | | | |
| | | | | | | | | | | | | | | | | |
| | | | | | | | | | | | | | | | | |
| | | | | | | | | | | | | | | | | |
| | | | | | | | | | | | | | | | | |
| | | | | | | | | | | | | | | | | |
| | | | | | | | | | | | | | | | | |
| | | | | | | | | | | | | | | | | |
| | | | | | | | | | | | | | | | | |
| | | | | | | | | | | | | | | | | |
| | | | | | | | | | | | | | | | | |
| | | | | | | | | | | | | | | | | |
| | | | | | | | | | | | | | | | | |
| | | | | | | | | | | | | | | | | |
| | | | | | | | | | | | | | | | | |
| | | | | | | | | | | | | | | | | |
| | | | | | | | | | | | | | | | | |
| | | | | | | | | | | | | | | | | |
| | | | | | | | | | | | | | | | | |
| | | | | | | | | | | | | | | | | |
| | | | | | | | | | | | | | | | | |
| | | | | | | | | | | | | | | | | |
| | | | | | | | | | | | | | | | | |
| | | </ | | | | | | | | | | | | | | |

| UNBUNDLED NETWORK ELEMENTS - North Carolina | | | | | | | | | | | | | Attachment 2 Exh A: | | | |
|---|--|---------|------|-------------|-------|-----------|--------------|--------|-------------------------|-------|----------------------------------|--------------------------------------|--|--|---|---|
| CATEGORY | RATE ELEMENTS | Interim | Zone | BCS | USOC | RATES(\$) | | | | | Svc Order Submitted Elec per LSR | Svc Order Submitted Manually per LSR | Incremental Charge - Manual Svc Order vs. Electronic-1st | Incremental Charge - Manual Svc Order vs. Electronic-Add'l | Incremental Charge - Manual Svc Order vs. Electronic-Disc 1st | Incremental Charge - Manual Svc Order vs. Electronic-Disc Add'l |
| | | | | | | Rec | Nonrecurring | | Nonrecurring Disconnect | | OSS Rates(\$) | | | | | |
| | | | | | | | First | Add'l | First | Add'l | SOMEc | SOMAN | SOMAN | SOMAN | SOMAN | SOMAN |
| | 2 Wire Analog Voice Grade Loop- Service Level 1-Line Splitting-Zone 2 | | 2 | UEPSR UEPSB | UEALS | 16.21 | 36.54 | 16.87 | 0.00 | 0.00 | | | | | | |
| | 2 Wire Analog Voice Grade Loop- Service Level 1-Line Splitting-Zone 2 | | 2 | UEPSR UEPSB | UEABS | 16.21 | 36.54 | 16.87 | 0.00 | 0.00 | | | | | | |
| | 2 Wire Analog Voice Grade Loop-Service Level 1-Line Splitting-Zone 3 | | 3 | UEPSR UEPSB | UEALS | 24.08 | 36.54 | 16.87 | 0.00 | 0.00 | | | | | | |
| | 2 Wire Analog Voice Grade Loop-Service Level 1-Line Splitting-Zone 3 | | 3 | UEPSR UEPSB | UEABS | 24.08 | 36.54 | 16.87 | 0.00 | 0.00 | | | | | | |
| PHYSICAL COLLOCATION | | | | | | | | | | | | | | | | |
| | Physical Collocation-2 Wire Cross Connects (Loop) for Line Splitting | | | UEPSR UEPSB | PE1LS | 0.0309 | 19.77 | 14.95 | 0.00 | 0.00 | | | | | | |
| VIRTUAL COLLOCATION | | | | | | | | | | | | | | | | |
| | Virtual Collocation-2 Wire Cross Connects (Loop) for Line Splitting | | | UEPSR UEPSB | VE1LS | 0.0287 | 33.96 | 32.08 | 0.00 | 0.00 | | | | | | |
| UNBUNDLED DEDICATED TRANSPORT | | | | | | | | | | | | | | | | |
| INTEROFFICE CHANNEL - DEDICATED TRANSPORT | | | | | | | | | | | | | | | | |
| | Interoffice Channel - 2-Wire Voice Grade - per mile | | | U1TVX | 1L5XX | 0.0095 | | | | | | | | | | |
| | Interoffice Channel - 2-Wire Voice Grade - Facility Termination | | | U1TVX | U1TV2 | 12.12 | 39.36 | 26.62 | | | | | | | | |
| | Interoffice Channel - 2-Wire Voice Grade Rev Bat. - per mile | | | U1TVX | 1L5XX | 0.0095 | | | | | | | | | | |
| | Interoffice Channel - 2-Wire VG Rev Bat. - Facility Termination | | | U1TVX | U1TR2 | 12.12 | 39.36 | 26.62 | | | | | | | | |
| | Interoffice Channel - 4-Wire Voice Grade - per mile | | | U1TVX | 1L5XX | 0.0095 | | | | | | | | | | |
| | Interoffice Channel - 4- Wire Voice Grade - Facility Termination | | | U1TVX | U1TV4 | 10.19 | 39.36 | 26.62 | | | | | | | | |
| | Interoffice Channel - 56 kbps - per mile | | | U1TDX | 1L5XX | 0.0095 | | | | | | | | | | |
| | Interoffice Channel - 56 kbps - Facility Termination | | | U1TDX | U1TD5 | 7.47 | 39.37 | 26.62 | | | | | | | | |
| | Interoffice Channel - 64 kbps - per mile | | | U1TDX | 1L5XX | 0.0095 | | | | | | | | | | |
| | Interoffice Channel - 64 kbps - Facility Termination | | | U1TDX | U1TD6 | 7.47 | 39.37 | 26.62 | | | | | | | | |
| | Interoffice Channel - DS1 - per mile | | | U1TD1 | 1L5XX | 0.1938 | | | | | | | | | | |
| | Interoffice Channel - DS1 - Facility Termination | | | U1TD1 | U1TF1 | 31.06 | 86.69 | 79.44 | | | | | | | | |
| | Interoffice Channel - DS3 - per mile | | | U1TD3 | 1L5XX | 4.44 | | | | | | | | | | |
| | Interoffice Channel - DS3 - Facility Termination | | | U1TD3 | U1TF3 | 329.91 | 270.69 | 158.05 | | | | | | | | |
| | Interoffice Channel - STS-1 - per mile | | | U1TS1 | 1L5XX | 4.44 | | | | | | | | | | |
| | Interoffice Channel - STS-1 - Facility Termination | | | U1TS1 | U1TFS | 339.20 | 270.69 | 158.05 | | | | | | | | |
| HIGH CAPACITY UNBUNDLED LOCAL LOOP | | | | | | | | | | | | | | | | |
| DS-3/STS-1 UNBUNDLED LOCAL LOOP - Stand Alone | | | | | | | | | | | | | | | | |
| | DS3 Unbundled Local Loop - per mile | | | UE3 | 1L5ND | 12.95 | | | | | | | | | | |
| | DS3 Unbundled Local Loop - Facility Termination | | | UE3 | UE3PX | 229.90 | 438.46 | 256.30 | | | | | | | | |
| | STS-1Unbundled Local Loop - per mile | | | UDLSX | 1L5ND | 12.95 | | | | | | | | | | |
| | STS-1 Unbundled Local Loop - Facility Termination | | | UDLSX | UDLS1 | 257.82 | 438.46 | 256.30 | | | | | | | | |
| UNBUNDLED DARK FIBER | | | | | | | | | | | | | | | | |
| | Dark Fiber - Interoffice Transport, Per Four Fiber Strands, Per Route Mile Or Fraction Thereof | | | UDF, UDFCX | 1L5DF | 24.77 | | | | | | | | | | |
| | Dark Fiber - Interoffice Transport, Per Four Fiber Strands, Per Route Mile Or Fraction Thereof | | | UDF, UDFCX | UDF14 | | 620.60 | 133.88 | | | | | | | | |
| ENHANCED EXTENDED LINK (EELs) | | | | | | | | | | | | | | | | |
| Network Elements Used in Combinations | | | | | | | | | | | | | | | | |
| | 2-Wire VG Loop (SL2) in Combination - Zone 1 | | 1 | UNCVX | UEAL2 | 11.96 | 385.26 | 72.08 | | | | | | | | |
| | 2-Wire VG Loop (SL2) in Combination - Zone 2 | | 2 | UNCVX | UEAL2 | 17.36 | 385.26 | 72.08 | | | | | | | | |
| | 2-Wire VG Loop (SL2) in Combination - Zone 3 | | 3 | UNCVX | UEAL2 | 25.23 | 385.26 | 72.08 | | | | | | | | |
| | 4-Wire Analog Voice Grade Loop in Combination - Zone 1 | | 1 | UNCVX | UEAL4 | 19.52 | 385.26 | 72.08 | | | | | | | | |
| | 4-Wire Analog Voice Grade Loop in Combination - Zone 2 | | 2 | UNCVX | UEAL4 | 24.74 | 385.26 | 72.08 | | | | | | | | |
| | 4-Wire Analog Voice Grade Loop in Combination - Zone 3 | | 3 | UNCVX | UEAL4 | 46.11 | 385.26 | 72.08 | | | | | | | | |
| | 2-Wire ISDN Loop in Combination - Zone 1 | | 1 | UNCNX | U1L2X | 19.78 | 385.26 | 72.08 | | | | | | | | |
| | 2-Wire ISDN Loop in Combination - Zone 2 | | 2 | UNCNX | U1L2X | 26.16 | 385.26 | 72.08 | | | | | | | | |
| | 2-Wire ISDN Loop in Combination - Zone 3 | | 3 | UNCNX | U1L2X | 35.37 | 385.26 | 72.08 | | | | | | | | |
| | 4-Wire 56Kbps Digital Grade Loop in Combination - Zone 1 | | 1 | UNCDX | UDL56 | 21.98 | 385.26 | 72.08 | | | | | | | | |
| | 4-Wire 56Kbps Digital Grade Loop in Combination - Zone 2 | | 2 | UNCDX | UDL56 | 27.58 | 385.26 | 72.08 | | | | | | | | |
| | 4-Wire 56Kbps Digital Grade Loop in Combination - Zone 3 | | 3 | UNCDX | UDL56 | 43.08 | 385.26 | 72.08 | | | | | | | | |

| UNBUNDLED NETWORK ELEMENTS - North Carolina | | | | | | | | | | Attachment 2 Exh A: | | Incremental Charge - Manual Svc Order vs. Electronic-Disc 1st | Incremental Charge - Manual Svc Order vs. Electronic-Disc 1st | Incremental Charge - Manual Svc Order vs. Electronic-Disc 1st | Incremental Charge - Manual Svc Order vs. Electronic-Disc 1st |
|---|---|---------|------|--------------------------|--------|-----------|--------------|----------|-------------------------|----------------------------------|--------------------------------------|---|---|---|---|
| CATEGORY | RATE ELEMENTS | Interim | Zone | BCS | USOC | RATES(\$) | | | | Svc Order Submitted Elec per LSR | Svc Order Submitted Manually per LSR | Incremental Charge - Manual Svc Order vs. Electronic-Disc 1st | Incremental Charge - Manual Svc Order vs. Electronic-Disc 1st | Incremental Charge - Manual Svc Order vs. Electronic-Disc 1st | Incremental Charge - Manual Svc Order vs. Electronic-Disc 1st |
| | | | | | | Rec | Nonrecurring | | Nonrecurring Disconnect | | | OSS Rates(\$) | | | |
| | | | | | | | First | Add'l | First | Add'l | SOME | SOMAN | SOMAN | SOMAN | SOMAN |
| | 4-Wire 64Kbps Digital Grade Loop in Combination - Zone 1 | | 1 | UNCDX | UDL64 | 21.98 | 385.26 | 72.08 | | | | | | | |
| | 4-Wire 64Kbps Digital Grade Loop in Combination - Zone 2 | | 2 | UNCDX | UDL64 | 27.58 | 385.26 | 72.08 | | | | | | | |
| | 4-Wire 64Kbps Digital Grade Loop in Combination - Zone 3 | | 3 | UNCDX | UDL64 | 43.08 | 385.26 | 72.08 | | | | | | | |
| | 4-Wire DS1 Digital Loop in Combination - Zone 1 | | 1 | UNC1X | USLXX | 63.62 | 412.03 | 139.55 | | | | | | | |
| | 4-Wire DS1 Digital Loop in Combination - Zone 2 | | 2 | UNC1X | USLXX | 104.40 | 412.03 | 139.55 | | | | | | | |
| | 4-Wire DS1 Digital Loop in Combination - Zone 3 | | 3 | UNC1X | USLXX | 210.22 | 412.03 | 139.55 | | | | | | | |
| | DS3 Local Loop in combination - per mile | | | UNC3X | 1L5ND | 12.95 | | | | | | | | | |
| | DS3 Local Loop in combination - Facility Termination | | | UNC3X | UE3PX | 229.90 | 3,073.55 | 1,245.84 | | | | | | | |
| | STS-1 Local Loop in combination - per mile | | | UNC3X | 1L5ND | 12.95 | | | | | | | | | |
| | STS-1 Local Loop in combination - Facility Termination | | | UNC3X | UDLS1 | 257.82 | 3,073.55 | 1,245.84 | | | | | | | |
| | Interoffice Channel in combination - 2-wire VG - per mile | | | UNCVX | 1L5XX | 0.0095 | | | | | | | | | |
| | Interoffice Channel in combination - 2-wire VG - Facility Termination | | | UNCVX | U1TV2 | 12.12 | 131.81 | 78.34 | | | | | | | |
| | Interoffice Channel in combination - 4-wire VG - per mile | | | UNCVX | 1L5XX | 0.0095 | | | | | | | | | |
| | Interoffice Channel in combination - 4-wire VG - Facility Termination | | | UNCVX | U1TV4 | 10.19 | 131.81 | 78.34 | | | | | | | |
| | Interoffice Channel in combination - 4-wire 56 kbps - per mile | | | UNCDX | 1L5XX | 0.0095 | | | | | | | | | |
| | Interoffice Channel in combination - 4-wire 56 kbps - Facility Termination | | | UNCDX | U1TD5 | 7.47 | 131.81 | 78.34 | | | | | | | |
| | Interoffice Channel in combination - 4-wire 64 kbps - per mile | | | UNCDX | 1L5XX | 0.0095 | | | | | | | | | |
| | Interoffice Channel in combination - 4-wire 64 kbps - Facility Termination | | | UNCDX | U1TD6 | 7.47 | 131.81 | 78.34 | | | | | | | |
| | Interoffice Channel in combination - DS1 - per mile | | | UNC1X | 1L5XX | 0.1938 | | | | | | | | | |
| | Interoffice Channel in combination - DS1 Facility Termination | | | UNC1X | U1TF1 | 31.06 | 234.02 | 162.52 | | | | | | | |
| | Interoffice Channel in combination - DS3 - per mile | | | UNC3X | 1L5XX | 4.44 | | | | | | | | | |
| | Interoffice Channel in combination - DS3 - Facility Termination | | | UNC3X | U1TF3 | 329.91 | 802.81 | 146.02 | | | | | | | |
| | Interoffice Channel in combination - STS-1 - per mile | | | UNC3X | 1L5XX | 4.44 | | | | | | | | | |
| | Interoffice Channel in combination - STS-1 Facility Termination | | | UNC3X | U1TFS | 339.20 | 802.81 | 146.02 | | | | | | | |
| ADDITIONAL NETWORK ELEMENTS | | | | | | | | | | | | | | | |
| Optional Features & Functions: | | | | | | | | | | | | | | | |
| | Clear Channel Capability Extended Frame Option - per DS1 | I | | U1TD1, ULDD1, UNC1X | CCOEF | | 0.00 | 0.00 | 0.00 | 0.00 | | | | | |
| | Clear Channel Capability Super FrameOption - per DS1 | I | | U1TD1, ULDD1, UNC1X | CCOSF | | 0.00 | 0.00 | 0.00 | 0.00 | | | | | |
| | Clear Channel Capability (SF/ESF) Option - Subsequent Activity - per DS1 | I | | ULDD1, U1TD1, UNC1X, USL | NRCCC | | 184.76 | 23.80 | 1.99 | 0.78 | | | | | |
| | C-bit Parity Option - Subsequent Activity - per DS3 | i | | U1TD3, ULDD3, UE3, UNC3X | NRCCC3 | | 218.92 | 7.66 | 0.7576 | 0.00 | | | | | |
| | DS1/DS0 Channel System | | | UNC1X | MQ1 | 70.84 | 170.57 | | | | | | | | |
| | DS3/DS1Channel System | | | UNC3X | MQ3 | 84.32 | | | | | | | | | |
| | Voice Grade COCI in combination | | | UNCVX | 1D1VG | 0.4329 | 54.14 | 17.51 | | | | | | | |
| | Voice Grade COCI - for Local Loop | | | UEA | 1D1VG | 0.4329 | 54.14 | 17.51 | | | | | | | |
| | Voice Grade COCI - for connection to a channelized DS1 Local Channel in the same SWC as collocation | | | U1TUC | 1D1VG | 0.4329 | 54.14 | 17.51 | | | | | | | |
| | OCU-DP COCI (2.4-64kbs) in combination | | | UNCDX | 1D1DD | 0.9199 | 54.14 | 17.51 | | | | | | | |
| | OCU-DP COCI (2.4-64kbs) - for Local Loop | | | UDL | 1D1DD | 0.9199 | 54.14 | 17.51 | | | | | | | |
| | OCU-DP COCI (2.4-64kbs) - for connection to a channelized DS1 Local Channel in the same SWC as collocation | | | U1TUD | 1D1DD | 0.9199 | 54.14 | 17.51 | | | | | | | |
| | 2-wire ISDN COCI (BRITE) in combination | | | UNCNX | UC1CA | 1.53 | 54.14 | 17.51 | | | | | | | |
| | 2-wire ISDN COCI (BRITE) - for Local Loop | | | UDN | UC1CA | 1.53 | 54.14 | 17.51 | | | | | | | |
| | 2-wire ISDN COCI (BRITE) - for connection to a channelized DS1 Local Channel in the same SWC as collocation | | | U1TUB | UC1CA | 1.53 | 54.14 | 17.51 | | | | | | | |
| | DS1 COCI in combination | | | UNC1X | UC1D1 | 8.43 | 54.14 | 17.51 | | | | | | | |
| | DS1 COCI - for Local Loop | | | USL | UC1D1 | 8.43 | 54.14 | 17.51 | | | | | | | |
| | DS1 COCI - for connection to a channelized DS1 Local Channel in the same SWC as collocation | | | U1TUA | UC1D1 | 8.43 | 54.14 | 17.51 | | | | | | | |
| | DS1 COCI - for Interoffice Channel | | | U1TD1 | UC1D1 | 8.43 | 54.14 | 17.51 | | | | | | | |
| | DS1 COCI - for Local Channel | | | ULDD1 | UC1D1 | 8.43 | 54.14 | 17.51 | | | | | | | |

| UNBUNDLED NETWORK ELEMENTS - North Carolina | | | | | | | | | | | | | | | | Attachment 2 Exh A: | |
|--|--|---------|------|--|-------|-------------|--------------|-------|-------------------------|----------------------------------|--------------------------------------|--|--|---|---|---------------------|--|
| CATEGORY | RATE ELEMENTS | Interim | Zone | BCS | USOC | RATES(\$) | | | | Svc Order Submitted Elec per LSR | Svc Order Submitted Manually per LSR | Incremental Charge - Manual Svc Order vs. Electronic-1st | Incremental Charge - Manual Svc Order vs. Electronic-Add'l | Incremental Charge - Manual Svc Order vs. Electronic-Disc 1st | Incremental Charge - Manual Svc Order vs. Electronic-Disc Add'l | | |
| | | | | | | Rec | Nonrecurring | | Nonrecurring Disconnect | | OSS Rates(\$) | | | | | | |
| | | | | | | | First | Add'l | First | Add'l | SOMEC | SOMAN | SOMAN | SOMAN | SOMAN | SOMAN | |
| | Wholesale to UNE, Switch-As-Is Conversion Charge | | | UNCVX, U1TVX, UNCDX, U1TDX, UNC1X, U1TD1,UNC3X, U1TD3, UNCXS, U1TS1, UDF,UDFCX | UNCCC | | 5.43 | 5.43 | | | | | | | | | |
| | Unbundled Misc Rate Element, SNE SAI, Single Network Element - Switch As Is Non-recurring Charge, per circuit (LSR) | I | | U1TVX, U1TDX, U1TD1, U1TD3, U1TS1, UDF, UE3 | URES | | 36.90 | 16.15 | | | | | | | | | |
| | Unbundled Misc Rate Element, SNE SAI, Single Network Element - Switch As Is Non-recurring Charge, incremental charge per circuit on a spreadsheet | i | | U1TVX, U1TDX, U1TD1, U1TD3, U1TS1, UDF, UE3 | URES | | 1.49 | 1.49 | | | | | | | | | |
| | UNE Reconfiguration Change Charge per Circuit | I | | UNC1X | URERC | | 35.00 | 35.00 | | | | | | | | | |
| | UNE Reconfiguration Change Charge per Circuit Project Managed | I | | UNC1X | URERP | | 1.49 | 1.49 | | | | | | | | | |
| | Access to DCS - Customer Reconfiguration (FlexServ) | | | | | | | | | | | | | | | | |
| | Customer Reconfiguration Establishment | | | | | | 1.43 | 1.43 | | | | | | | | | |
| | DS1 DCS Termination with DS0 Switching | | | | | 21.64 | | 24.81 | | | | | | | | | |
| | DS1 DCS Termination with DS1 Switching | | | | | 7.32 | | 17.93 | | | | | | | | | |
| | DS3 DCS Termination with DS1 Switching | | | | | 136.07 | | 24.81 | | | | | | | | | |
| | Node (SynchroNet) | | | | | | | | | | | | | | | | |
| | Node per month | | | UNCDX | UNCNT | 16.00 | | | | | | | | | | | |
| | Service Rearrangements | | | | | | | | | | | | | | | | |
| | NRC - Change in Facility Assignment per circuit Service Rearrangement | I | | U1TVX, U1TDX, UEA, UDL, U1TUC, U1TUD, U1TUB, ULDVX, ULDDX, UNCVX, UNCDX, UNC1X | URETD | | 100.82 | 42.93 | | | | | | | | | |
| | NRC - Change in Facility Assignment per circuit Project Management (added to CFA per circuit if project managed) | I | | U1TVX, U1TDX, UEA, UDL, U1TUC, U1TUD, U1TUB, ULDVX, ULDDX, UNCVX, UNCDX, UNC1X | URETB | | 1.29 | 1.29 | | | | | | | | | |
| | NRC - Order Coordination Specific Time - Dedicated Transport | I | | UNC1X | OCOSR | | 18.89 | 18.89 | | | | | | | | | |
| SIGNALING (CCS7) | | | | | | | | | | | | | | | | | |
| | NOTE:"bk" beside a rate indicates that the parties have agreed to bill and keep for that element pursuant to the terms and conditions in Attachment 3. | | | | | | | | | | | | | | | | |
| | CCS7 Signaling Usage, Per TCAP Message | | | | | 0.0000374bk | | | | | | | | | | | |
| | CCS7 Signaling Usage, Per ISUP Message | | | | | 0.0000094bk | | | | | | | | | | | |
| LNP Query Service | | | | | | | | | | | | | | | | | |
| | LNP Charge Per query | | | | | 0.0007579 | | | | | | | | | | | |
| | LNP Service Establishment Manual | | | | | 12.16 | | | | | | | | | | | |
| | LNP Service Provisioning with Point Code Establishment | | | | | 576.33 | 294.43 | | | | | | | | | | |
| 911 PBX LOCATE | | | | | | | | | | | | | | | | | |
| | 911 PBX LOCATE DATABASE CAPABILITY | | | | | | | | | | | | | | | | |
| | Service Establishment per CLEC per End User Account | | | 9PBDC | 9PBEU | 1,823.00 | | | | | | | | | | | |
| | Changes to TN Range or Customer Profile | | | 9PBDC | 9PBTN | 182.45 | | | | | | | | | | | |
| | Per Telephone Number (Monthly) | | | 9PBDC | 9PBMM | 0.07 | | | | | | | | | | | |
| | Change Company (Service Provider) ID | | | 9PBDC | 9PBPC | 535.57 | | | | | | | | | | | |
| | PBX Locate Service Support per CLEC (Monthlt) | | | 9PBDC | 9PBMR | 165.63 | | | | | | | | | | | |
| | Service Order Charge | | | 9PBDC | 9PBSC | 15.20 | | | | | | | | | | | |
| 911 PBX LOCATE TRANSPORT COMPONENT | | | | | | | | | | | | | | | | | |
| | See Att 3 | | | | | | | | | | | | | | | | |
| Note: Rates displaying an "I" in Interim column are interim as a result of a Commission order. | | | | | | | | | | | | | | | | | |

| UNBUNDLED NETWORK ELEMENTS - South Carolina | | | | | | | | | | | | | | Attachment 2 Exh A: | | | |
|--|---|---------|------|---|--------|-----------|--------------|-------|-------------------------|----------------------------------|--------------------------------------|--|--|---|---|-------|--|
| CATEGORY | RATE ELEMENTS | Interim | Zone | BCS | USOC | RATES(\$) | | | | Svc Order Submitted Elec per LSR | Svc Order Submitted Manually per LSR | Incremental Charge - Manual Svc Order vs. Electronic-1st | Incremental Charge - Manual Svc Order vs. Electronic-Add'l | Incremental Charge - Manual Svc Order vs. Electronic-Disc 1st | Incremental Charge - Manual Svc Order vs. Electronic-Disc Add'l | | |
| | | | | | | Rec | Nonrecurring | | Nonrecurring Disconnect | | OSS Rates(\$) | | | | | | |
| | | | | | | | First | Add'l | First | Add'l | SOME C | SOMAN | SOMAN | SOMAN | SOMAN | SOMAN | |
| The "Zone" shown in the sections for stand-alone loops or loops as part of a combination refers to Geographically Deaveraged UNE Zones. To view Geographically Deaveraged UNE Zone Designations by Central Office, refer to internet Website: http://www.interconnection.bellsouth.com/become_a_clec/html/interconnection.htm | | | | | | | | | | | | | | | | | |
| OPERATIONS SUPPORT SYSTEMS (OSS) - "REGIONAL RATES" | | | | | | | | | | | | | | | | | |
| NOTE: (1) CLEC should contact its contract negotiator if it prefers the "state specific" OSS charges as ordered by the State Commissions. The OSS charges currently contained in this rate exhibit are the BellSouth "regional" service ordering charges. CLEC may elect either the state specific Commission ordered rates for the service ordering charges, or CLEC may elect the regional service ordering charge, however, CLEC can not obtain a mixture of the two regardless if CLEC has a interconnection contract established in | | | | | | | | | | | | | | | | | |
| NOTE: (2) Any element that can be ordered electronically will be billed according to the SOME C rate listed in this category. Please refer to BellSouth's Local Ordering Handbook (LOH) to determine if a product can be ordered electronically. For those elements that cannot be ordered electronically at present per the LOH, the listed SOME C rate in this category reflects the charge that would be billed to a CLEC once electronic ordering capabilities come on-line for that element. Otherwise, the manual ordering charge, | | | | | | | | | | | | | | | | | |
| | OSS - Electronic Service Order Charge, Per Local Service Request (LSR) - UNE Only | | | | SOME C | | 3.50 | 0.00 | 3.50 | 0.00 | | | | | | | |
| | OSS - Manual Service Order Charge, Per Local Service Request (LSR) - UNE Only | | | | SOMAN | | 15.69 | 0.00 | 1.97 | 0.00 | | | | | | | |
| UNE SERVICE DATE ADVANCEMENT CHARGE | | | | | | | | | | | | | | | | | |
| NOTE: The Expedite charge will be maintained commensurate with BellSouth's FCC No.1 Tariff, Section 5 as applicable. | | | | | | | | | | | | | | | | | |
| | | | | UAL, UEANL, UCL, UEF, UDF, UEQ, UDL, UENTW, UDN, UEA, UHL, ULC, USL, U1T12, U1T48, U1TD1, U1TD3, U1TDX, U1TO3, U1TS1, U1TVX, UC1BC, UC1BL, UC1CC, UC1CL, UC1DC, UC1DL, UC1EC, UC1EL, UC1FC, UC1FL, UC1GC, UC1GL, UC1HC, UC1HL, UDL12, UDL48, UDLO3, UDLSX, UE3, ULD12, ULD48, ULDD1, ULDD3, ULDDX, ULDO3, ULDS1, ULDVX, UNC1X, UNC3X, UNCDX, UNCNX, UNCSX, UNCVX, UNLD1, UNLD3, UXTD1, UXTD3, UXTS1, U1TUC, U1TUD, U1TUB, U1TUA, NTCVG, NTCUD, NTCUD1 | SDASP | | 200.00 | | | | | | | | | | |
| UNE Expedite Charge per Circuit or Line Assignable USOC, per Day | | | | | | | | | | | | | | | | | |
| ORDER MODIFICATION CHARGE | | | | | | | | | | | | | | | | | |
| | Order Modification Charge (OMC) | | | | | | 26.21 | 0.00 | 0.00 | 0.00 | | | | | | | |
| | Order Modification Additional Dispatch Charge (OMCAD) | | | | | | 150.00 | 0.00 | 0.00 | 0.00 | | | | | | | |
| UNBUNDLED EXCHANGE ACCESS LOOP | | | | | | | | | | | | | | | | | |
| 2-WIRE ANALOG VOICE GRADE LOOP | | | | | | | | | | | | | | | | | |
| | 2-Wire Analog Voice Grade Loop - Service Level 1- Zone 1 | | 1 | UEANL | UEAL2 | | 14.94 | 37.92 | 17.62 | 23.56 | 5.32 | | | | | | |
| | 2-Wire Analog Voice Grade Loop - Service Level 1- Zone 2 | | 2 | UEANL | UEAL2 | | 21.39 | 37.92 | 17.62 | 23.56 | 5.32 | | | | | | |
| | 2-Wire Analog Voice Grade Loop - Service Level 1- Zone 3 | | 3 | UEANL | UEAL2 | | 26.72 | 37.92 | 17.62 | 23.56 | 5.32 | | | | | | |
| | 2-Wire Analog Voice Grade Loop - Service Level 1- Zone 1 | | 1 | UEANL | UEASL | | 14.94 | 37.92 | 17.62 | 23.56 | 5.32 | | | | | | |
| | 2-Wire Analog Voice Grade Loop - Service Level 1- Zone 2 | | 2 | UEANL | UEASL | | 21.39 | 37.92 | 17.62 | 23.56 | 5.32 | | | | | | |
| | 2-Wire Analog Voice Grade Loop - Service Level 1- Zone 3 | | 3 | UEANL | UEASL | | 26.72 | 37.92 | 17.62 | 23.56 | 5.32 | | | | | | |
| | Unbundled Miscellaneous Rate Element, Tag Loop at End User Premise | | | UEANL | URETL | | 8.95 | 0.88 | | | | | | | | | |
| | Loop Testing - Basic 1st Half Hour | | | UEANL | URET1 | | 34.23 | 0.00 | | | | | | | | | |

| UNBUNDLED NETWORK ELEMENTS - South Carolina | | | | | | | | | | | Attachment 2 Exh A: | | | | | |
|--|---------------|---|---------|------|------------|--------|-----------|--------------|-------|-------------------------|----------------------------------|--------------------------------------|--|--|---|---|
| CATEGORY | RATE ELEMENTS | | Interim | Zone | BCS | USOC | RATES(\$) | | | | Svc Order Submitted Elec per LSR | Svc Order Submitted Manually per LSR | Incremental Charge - Manual Svc Order vs. Electronic-1st | Incremental Charge - Manual Svc Order vs. Electronic-Add'l | Incremental Charge - Manual Svc Order vs. Electronic-Disc 1st | Incremental Charge - Manual Svc Order vs. Electronic-Disc Add'l |
| | | | | | | | Rec | Nonrecurring | | Nonrecurring Disconnect | | OSS Rates(\$) | | | | |
| | | | | | | | | First | Add'l | First | Add'l | SOMEc | SOMAN | SOMAN | SOMAN | SOMAN |
| | | Loop Testing - Basic Additional Half Hour | | | UEANL | URETA | | 19.90 | 19.90 | | | | | | | |
| | | CLEC to CLEC Conversion Charge Without Outside Dispatch (UVL-SL1) | | | UEANL | UREWO | | 15.81 | 8.96 | | | | | | | |
| | | Unbundled Voice Loop, Non-Design Voice Loop, billing for BST providing make-up (Engineering Information - E.I.) | | | UEANL | UEANM | | 13.47 | 13.47 | | | | | | | |
| | | Manual Order Coordination for UVL-SL1s (per loop) | | | UEANL | UEAMC | | 8.17 | 8.17 | | | | | | | |
| | | Order Coordination for Specified Conversion Time for UVL-SL1 (per LSR) | | | UEANL | OCOSL | | 18.13 | 18.13 | | | | | | | |
| | | 2-WIRE Unbundled COPPER LOOP | | | | | | | | | | | | | | |
| | | 2-Wire Unbundled Copper Loop - Non-Designed Zone 1 | | 1 | UEQ | UEQ2X | 12.94 | 36.40 | 16.10 | 22.66 | 4.42 | | | | | |
| | | 2 Wire Unbundled Copper Loop - Non-Designed - Zone 2 | | 2 | UEQ | UEQ2X | 14.51 | 36.40 | 16.10 | 22.66 | 4.42 | | | | | |
| | | 2 Wire Unbundled Copper Loop - Non-Designed - Zone 3 | | 3 | UEQ | UEQ2X | 15.02 | 36.40 | 16.10 | 22.66 | 4.42 | | | | | |
| | | Unbundled Miscellaneous Rate Element, Tag Loop at End User Premise | | | UEQ | URETL | | 8.95 | 0.88 | | | | | | | |
| | | Manual Order Coordination 2 Wire Unbundled Copper Loop - Non-Designed (per loop) | | | UEQ | USBMC | | 8.17 | 8.17 | | | | | | | |
| | | Unbundled Copper Loop, Non-Design Copper Loop, billing for BST providing make-up (Engineering Information - E.I.) | | | UEQ | UEQMU | | 13.47 | 13.47 | | | | | | | |
| | | Loop Testing - Basic 1st Half Hour | | | UEQ | URET1 | | 34.23 | 0.00 | | | | | | | |
| | | Loop Testing - Basic Additional Half Hour | | | UEQ | URETA | | 19.90 | 19.90 | | | | | | | |
| | | CLEC to CLEC Conversion Charge Without Outside Dispatch (UCL-ND) | | | UEQ | UREWO | | 14.30 | 7.45 | | | | | | | |
| UNBUNDLED EXCHANGE ACCESS LOOP | | | | | | | | | | | | | | | | |
| | | 2-WIRE ANALOG VOICE GRADE LOOP | | | | | | | | | | | | | | |
| | | 2-Wire Analog Voice Grade Loop - Service Level 2 w/Loop or Ground Start Signaling - Zone 1 | | 1 | UEA, NTCVG | UEAL2 | 16.68 | 105.98 | 68.43 | 53.05 | 10.61 | | | | | |
| | | 2-Wire Analog Voice Grade Loop - Service Level 2 w/Loop or Ground Start Signaling - Zone 2 | | 2 | UEA, NTCVG | UEAL2 | 23.13 | 105.98 | 68.43 | 53.05 | 10.61 | | | | | |
| | | 2-Wire Analog Voice Grade Loop - Service Level 2 w/Loop or Ground Start Signaling - Zone 3 | | 3 | UEA, NTCVG | UEAL2 | 28.46 | 105.98 | 68.43 | 53.05 | 10.61 | | | | | |
| | | 2-Wire Analog Voice Grade Loop - Service Level 2 w/Reverse Battery Signaling - Zone 1 | | 1 | UEA, NTCVG | UEAR2 | 16.68 | 105.98 | 68.43 | 53.05 | 10.61 | | | | | |
| | | 2-Wire Analog Voice Grade Loop - Service Level 2 w/Reverse Battery Signaling - Zone 2 | | 2 | UEA, NTCVG | UEAR2 | 23.13 | 105.98 | 68.43 | 53.05 | 10.61 | | | | | |
| | | 2-Wire Analog Voice Grade Loop - Service Level 2 w/Reverse Battery Signaling - Zone 3 | | 3 | UEA, NTCVG | UEAR2 | 28.46 | 105.98 | 68.43 | 53.05 | 10.61 | | | | | |
| | | Switch-As-Is Conversion rate per UNE Loop, Single LSR, (per DS0) | | | UEA, NTCVG | URES L | | 24.88 | 3.51 | | | | | | | |
| | | Switch-As-Is Conversion rate per UNE Loop, Spreadsheet, (per DS0) | | | UEA, NTCVG | URES P | | 26.37 | 4.99 | | | | | | | |
| | | CLEC to CLEC Conversion Charge without outside dispatch | | | UEA, NTCVG | UREWO | | 87.90 | 36.44 | | | | | | | |
| | | Loop Tagging - Service Level 2 (SL2) | | | UEA, NTCVG | URETL | | 11.24 | 1.10 | | | | | | | |
| | | 4-WIRE ANALOG VOICE GRADE LOOP | | | | | | | | | | | | | | |
| | | 4-Wire Analog Voice Grade Loop - Zone 1 | | 1 | UEA, NTCVG | UEAL4 | 32.59 | 132.38 | 94.83 | 59.35 | 14.61 | | | | | |
| | | 4-Wire Analog Voice Grade Loop - Zone 2 | | 2 | UEA, NTCVG | UEAL4 | 43.89 | 132.38 | 94.83 | 59.35 | 14.61 | | | | | |
| | | 4-Wire Analog Voice Grade Loop - Zone 3 | | 3 | UEA, NTCVG | UEAL4 | 43.38 | 132.38 | 94.83 | 59.35 | 14.61 | | | | | |
| | | Switch-As-Is Conversion rate per UNE Loop, Single LSR, (per DS0) | | | UEA, NTCVG | URES L | | 24.88 | 3.51 | | | | | | | |
| | | Switch-As-Is Conversion rate per UNE Loop, Spreadsheet, (per DS0) | | | UEA, NTCVG | URES P | | 26.37 | 4.99 | | | | | | | |
| | | CLEC to CLEC Conversion Charge without outside dispatch | | | UEA, NTCVG | UREWO | | 87.90 | 36.44 | | | | | | | |
| | | 2-WIRE ISDN DIGITAL GRADE LOOP | | | | | | | | | | | | | | |
| | | 2-Wire ISDN Digital Grade Loop - Zone 1 | | 1 | UDN | U1L2X | 25.21 | 117.58 | 80.03 | 53.05 | 10.61 | | | | | |
| | | 2-Wire ISDN Digital Grade Loop - Zone 2 | | 2 | UDN | U1L2X | 32.76 | 117.58 | 80.03 | 53.05 | 10.61 | | | | | |
| | | 2-Wire ISDN Digital Grade Loop - Zone 3 | | 3 | UDN | U1L2X | 37.70 | 117.58 | 80.03 | 53.05 | 10.61 | | | | | |
| | | CLEC to CLEC Conversion Charge without outside dispatch | | | UDN | UREWO | | 91.82 | 44.25 | | | | | | | |
| 2-WIRE ASYMMETRICAL DIGITAL SUBSCRIBER LINE (ADSL) COMPATIBLE LOOP | | | | | | | | | | | | | | | | |
| | | 2 Wire Unbundled ADSL Loop including manual service inquiry & facility reservation - Zone 1 | | 1 | UAL | UAL2X | 12.19 | 120.84 | 70.56 | 50.37 | 7.93 | | | | | |

| UNBUNDLED NETWORK ELEMENTS - South Carolina | | | | | | | | | | | Attachment 2 Exh A: | | Incremental Charge - Manual Svc Order vs. Electronic-1st | Incremental Charge - Manual Svc Order vs. Electronic-Add'l | Incremental Charge - Manual Svc Order vs. Electronic-Disc 1st | Incremental Charge - Manual Svc Order vs. Electronic-Disc Add'l |
|--|---|---------|------|------------|-------|-----------|--------------|--------|-------------------------|-------|----------------------------------|--------------------------------------|--|--|---|---|
| CATEGORY | RATE ELEMENTS | Interim | Zone | BCS | USOC | RATES(\$) | | | | | Svc Order Submitted Elec per LSR | Svc Order Submitted Manually per LSR | OSS Rates(\$) | | | |
| | | | | | | Rec | Nonrecurring | | Nonrecurring Disconnect | | SOMEc | SOMAN | SOMAN | | | |
| | | | | | | | First | Add'l | First | Add'l | | | | | | |
| | 2 Wire Unbundled ADSL Loop including manual service inquiry & facility reservation - Zone 2 | | 2 | UAL | UAL2X | 13.71 | 120.84 | 70.56 | 50.37 | 7.93 | | | | | | |
| | 2 Wire Unbundled ADSL Loop including manual service inquiry & facility reservation - Zone 3 | | 3 | UAL | UAL2X | 14.14 | 120.84 | 70.56 | 50.37 | 7.93 | | | | | | |
| | 2 Wire Unbundled ADSL Loop without manual service inquiry & facility reservation - Zone 1 | | 1 | UAL | UAL2W | 12.19 | 95.81 | 57.82 | 50.37 | 7.93 | | | | | | |
| | 2 Wire Unbundled ADSL Loop without manual service inquiry & facility reservation - Zone 2 | | 2 | UAL | UAL2W | 13.71 | 95.81 | 57.82 | 50.37 | 7.93 | | | | | | |
| | 2 Wire Unbundled ADSL Loop without manual service inquiry & facility reservation - Zone 3 | | 3 | UAL | UAL2W | 14.14 | 95.81 | 57.82 | 50.37 | 7.93 | | | | | | |
| | CLEC to CLEC Conversion Charge without outside dispatch | | | UAL | UREWO | | 86.38 | 40.48 | | | | | | | | |
| 2-WIRE HIGH BIT RATE DIGITAL SUBSCRIBER LINE (HDSL) COMPATIBLE LOOP | | | | | | | | | | | | | | | | |
| | 2 Wire Unbundled HDSL Loop including manual service inquiry & facility reservation - Zone 1 | | 1 | UHL | UHL2X | 9.58 | 129.52 | 79.24 | 50.37 | 7.93 | | | | | | |
| | 2 Wire Unbundled HDSL Loop including manual service inquiry & facility reservation - Zone 2 | | 2 | UHL | UHL2X | 10.92 | 129.52 | 79.24 | 50.37 | 7.93 | | | | | | |
| | 2 Wire Unbundled HDSL Loop including manual service inquiry & facility reservation - Zone 3 | | 3 | UHL | UHL2X | 11.40 | 129.52 | 79.24 | 50.37 | 7.93 | | | | | | |
| | 2 Wire Unbundled HDSL Loop without manual service inquiry and facility reservation - Zone 1 | | 1 | UHL | UHL2W | 9.58 | 104.49 | 66.50 | 50.37 | 7.93 | | | | | | |
| | 2 Wire Unbundled HDSL Loop without manual service inquiry and facility reservation - Zone 2 | | 2 | UHL | UHL2W | 10.92 | 104.49 | 66.50 | 50.37 | 7.93 | | | | | | |
| | 2 Wire Unbundled HDSL Loop without manual service inquiry and facility reservation - Zone 3 | | 3 | UHL | UHL2W | 11.40 | 104.49 | 66.50 | 50.37 | 7.93 | | | | | | |
| | CLEC to CLEC Conversion Charge without outside dispatch | | | UHL | UREWO | | 86.32 | 40.48 | | | | | | | | |
| 4-WIRE HIGH BIT RATE DIGITAL SUBSCRIBER LINE (HDSL) COMPATIBLE LOOP | | | | | | | | | | | | | | | | |
| | 4 Wire Unbundled HDSL Loop including manual service inquiry and facility reservation - Zone 1 | | 1 | UHL | UHL4X | 16.02 | 158.18 | 107.89 | 55.12 | 10.38 | | | | | | |
| | 4-Wire Unbundled HDSL Loop including manual service inquiry and facility reservation - Zone 2 | | 2 | UHL | UHL4X | 14.33 | 158.18 | 107.89 | 55.12 | 10.38 | | | | | | |
| | 4-Wire Unbundled HDSL Loop including manual service inquiry and facility reservation - Zone 3 | | 3 | UHL | UHL4X | 16.84 | 158.18 | 107.89 | 55.12 | 10.38 | | | | | | |
| | 4-Wire Unbundled HDSL Loop without manual service inquiry and facility reservation - Zone 1 | | 1 | UHL | UHL4W | 16.02 | 133.14 | 95.16 | 55.12 | 10.38 | | | | | | |
| | 4-Wire Unbundled HDSL Loop without manual service inquiry and facility reservation - Zone 2 | | 2 | UHL | UHL4W | 14.33 | 133.14 | 95.16 | 55.12 | 10.38 | | | | | | |
| | 4-Wire Unbundled HDSL Loop without manual service inquiry and facility reservation - Zone 3 | | 3 | UHL | UHL4W | 16.84 | 133.14 | 95.16 | 55.12 | 10.38 | | | | | | |
| | CLEC to CLEC Conversion Charge without outside dispatch | | | UHL | UREWO | | 86.32 | 40.48 | | | | | | | | |
| 4-WIRE DS1 DIGITAL LOOP | | | | | | | | | | | | | | | | |
| | 4-Wire DS1 Digital Loop - Zone 1 | | 1 | USL, NTCd1 | USLXX | 79.51 | 253.03 | 157.89 | 44.80 | 11.73 | | | | | | |
| | 4-Wire DS1 Digital Loop - Zone 2 | | 2 | USL, NTCd1 | USLXX | 136.00 | 253.03 | 157.89 | 44.80 | 11.73 | | | | | | |
| | 4-Wire DS1 Digital Loop - Zone 3 | | 3 | USL, NTCd1 | USLXX | 229.15 | 253.03 | 157.89 | 44.80 | 11.73 | | | | | | |
| | Switch-As-Is Conversion rate per UNE Loop, Single LSR, (per DS1) | | | USL, NTCd1 | URES | | 24.88 | 3.51 | | | | | | | | |
| | Switch-As-Is Conversion rate per UNE Loop, Spreadsheet, (per DS1) | | | USL, NTCd1 | URES | | 26.37 | 4.99 | | | | | | | | |
| | CLEC to CLEC Conversion Charge without outside dispatch | | | USL, NTCd1 | UREWO | | 101.30 | 43.13 | | | | | | | | |
| 4-WIRE 19.2, 56 OR 64 KBPS DIGITAL GRADE LOOP | | | | | | | | | | | | | | | | |
| | 4 Wire Unbundled Digital Loop 2.4 Kbps | | 1 | UDL, NTCUD | UDL2X | 29.93 | 126.66 | 89.12 | 59.35 | 14.61 | | | | | | |
| | 4 Wire Unbundled Digital Loop 2.4 Kbps | | 2 | UDL, NTCUD | UDL2X | 33.99 | 126.66 | 89.12 | 59.35 | 14.61 | | | | | | |
| | 4 Wire Unbundled Digital Loop 2.4 Kbps | | 3 | UDL, NTCUD | UDL2X | 34.74 | 126.66 | 89.12 | 59.35 | 14.61 | | | | | | |
| | 4 Wire Unbundled Digital Loop 4.8 Kbps | | 1 | UDL, NTCUD | UDL4X | 29.93 | 126.66 | 89.12 | 59.35 | 14.61 | | | | | | |
| | 4 Wire Unbundled Digital Loop 4.8 Kbps | | 2 | UDL, NTCUD | UDL4X | 33.99 | 126.66 | 89.12 | 59.35 | 14.61 | | | | | | |
| | 4 Wire Unbundled Digital Loop 4.8 Kbps | | 3 | UDL, NTCUD | UDL4X | 34.74 | 126.66 | 89.12 | 59.35 | 14.61 | | | | | | |
| | 4 Wire Unbundled Digital Loop 9.6 Kbps | | 1 | UDL, NTCUD | UDL9X | 29.93 | 126.66 | 89.12 | 59.35 | 14.61 | | | | | | |
| | 5 Wire Unbundled Digital Loop 9.6 Kbps | | 2 | UDL, NTCUD | UDL9X | 33.99 | 126.66 | 89.12 | 59.35 | 14.61 | | | | | | |
| | 6 Wire Unbundled Digital Loop 9.6 Kbps | | 3 | UDL, NTCUD | UDL9X | 34.74 | 126.66 | 89.12 | 59.35 | 14.61 | | | | | | |
| | 4 Wire Unbundled Digital 19.2 Kbps | | 1 | UDL, NTCUD | UDL19 | 29.93 | 126.66 | 89.12 | 59.35 | 14.61 | | | | | | |

| UNBUNDLED NETWORK ELEMENTS - South Carolina | | | | | | | | | | | Attachment 2 Exh A: | | Incremental Charge - Manual Svc Order vs. Electronic-1st | Incremental Charge - Manual Svc Order vs. Electronic-Add'l | Incremental Charge - Manual Svc Order vs. Electronic-Disc 1st | Incremental Charge - Manual Svc Order vs. Electronic-Disc Add'l |
|---|--|---------|------|--|-------|-----------|--------------|-------|-------------------------|-------|----------------------------------|--------------------------------------|--|--|---|---|
| CATEGORY | RATE ELEMENTS | Interim | Zone | BCS | USOC | RATES(\$) | | | | | Svc Order Submitted Elec per LSR | Svc Order Submitted Manually per LSR | OSS Rates(\$) | | | |
| | | | | | | Rec | Nonrecurring | | Nonrecurring Disconnect | | | | | | | |
| | | | | | | | First | Add'l | First | Add'l | SOMEc | SOMAN | SOMAN | SOMAN | SOMAN | SOMAN |
| | 4 Wire Unbundled Digital 19.2 Kbps | | 2 | UDL, NTCUD | UDL19 | 33.99 | 126.66 | 89.12 | 59.35 | 14.61 | | | | | | |
| | 4 Wire Unbundled Digital 19.2 Kbps | | 3 | UDL, NTCUD | UDL19 | 34.74 | 126.66 | 89.12 | 59.35 | 14.61 | | | | | | |
| | 4 Wire Unbundled Digital Loop 56 Kbps - Zone 1 | | 1 | UDL, NTCUD | UDL56 | 29.93 | 126.66 | 89.12 | 59.35 | 14.61 | | | | | | |
| | 4 Wire Unbundled Digital Loop 56 Kbps - Zone 2 | | 2 | UDL, NTCUD | UDL56 | 33.99 | 126.66 | 89.12 | 59.35 | 14.61 | | | | | | |
| | 4 Wire Unbundled Digital Loop 56 Kbps - Zone 3 | | 3 | UDL, NTCUD | UDL56 | 34.74 | 126.66 | 89.12 | 59.35 | 14.61 | | | | | | |
| | 4 Wire Unbundled Digital Loop 64 Kbps - Zone 1 | | 1 | UDL, NTCUD | UDL64 | 29.93 | 126.66 | 89.12 | 59.35 | 14.61 | | | | | | |
| | 4 Wire Unbundled Digital Loop 64 Kbps - Zone 2 | | 2 | UDL, NTCUD | UDL64 | 33.99 | 126.66 | 89.12 | 59.35 | 14.61 | | | | | | |
| | 4 Wire Unbundled Digital Loop 64 Kbps - Zone 3 | | 3 | UDL, NTCUD | UDL64 | 34.74 | 126.66 | 89.12 | 59.35 | 14.61 | | | | | | |
| | Switch-As-Is Conversion rate per UNE Loop, Single LSR, (per DS0) | | | UDL, NTCUD | URES | | 24.88 | 3.51 | | | | | | | | |
| | Switch-As-Is Conversion rate per UNE Loop, Spreadsheet, (per DS0) | | | UDL, NTCUD | URES | | 26.37 | 4.99 | | | | | | | | |
| | CLEC to CLEC Conversion Charge without outside dispatch | | | UDL, NTCUD | UREWO | | 102.34 | 49.85 | | | | | | | | |
| | 2-WIRE Unbundled COPPER LOOP | | | | | | | | | | | | | | | |
| | 2-Wire Unbundled Copper Loop-Designed including manual service inquiry & facility reservation - Zone 1 | | 1 | UCL | UCLPB | 12.19 | 119.91 | 69.62 | 50.37 | 7.93 | | | | | | |
| | 2-Wire Unbundled Copper Loop-Designed including manual service inquiry & facility reservation - Zone 2 | | 2 | UCL | UCLPB | 13.71 | 119.91 | 69.62 | 50.37 | 7.93 | | | | | | |
| | 2 Wire Unbundled Copper Loop-Designed including manual service inquiry & facility reservation - Zone 3 | | 3 | UCL | UCLPB | 14.14 | 119.91 | 69.62 | 50.37 | 7.93 | | | | | | |
| | 2-Wire Unbundled Copper Loop-Designed without manual service inquiry and facility reservation - Zone 1 | | 1 | UCL | UCLPW | 12.19 | 94.87 | 56.89 | 50.37 | 7.93 | | | | | | |
| | 2-Wire Unbundled Copper Loop-Designed without manual service inquiry and facility reservation - Zone 2 | | 2 | UCL | UCLPW | 13.71 | 94.87 | 56.89 | 50.37 | 7.93 | | | | | | |
| | 2-Wire Unbundled Copper Loop-Designed without manual service inquiry and facility reservation - Zone 3 | | 3 | UCL | UCLPW | 14.14 | 94.87 | 56.89 | 50.37 | 7.93 | | | | | | |
| | CLEC to CLEC Conversion Charge without outside dispatch (UCL-Des) | | | UCL | UREWO | | 94.87 | 42.57 | | | | | | | | |
| | 4-WIRE COPPER LOOP | | | | | | | | | | | | | | | |
| | 4-Wire Copper Loop-Designed including manual service inquiry and facility reservation - Zone 1 | | 1 | UCL | UCL4S | 19.64 | 144.17 | 93.88 | 55.12 | 10.38 | | | | | | |
| | 4-Wire Copper Loop-Designed including manual service inquiry and facility reservation - Zone 2 | | 2 | UCL | UCL4S | 20.90 | 144.17 | 93.88 | 55.12 | 10.38 | | | | | | |
| | 4-Wire Copper Loop-Designed including manual service inquiry and facility reservation - Zone 3 | | 3 | UCL | UCL4S | 19.34 | 144.17 | 93.88 | 55.12 | 10.38 | | | | | | |
| | 4-Wire Copper Loop-Designed without manual service inquiry and facility reservation - Zone 1 | | 1 | UCL | UCL4W | 19.64 | 119.13 | 81.15 | 55.12 | 10.38 | | | | | | |
| | 4-Wire Copper Loop-Designed without manual service inquiry and facility reservation - Zone 2 | | 2 | UCL | UCL4W | 20.90 | 119.13 | 81.15 | 55.12 | 10.38 | | | | | | |
| | 4-Wire Copper Loop-Designed without manual service inquiry and facility reservation - Zone 3 | | 3 | UCL | UCL4W | 19.34 | 119.13 | 81.15 | 55.12 | 10.38 | | | | | | |
| | CLEC to CLEC Conversion Charge without outside dispatch (UCL-Des) | | | UCL | UREWO | | 94.87 | 42.57 | | | | | | | | |
| | Order Coordination for Unbundled Copper Loops (per loop) | | | UCL | UCLMC | | 8.17 | 8.17 | | | | | | | | |
| | Order Coordination for Specified Conversion Time (per LSR) | | | UEA, UDN, UAL, UHL, UDL, NTCVG, NTCUD, USL, NTCDD1 | OCOSL | | 18.13 | | | | | | | | | |
| | Rearrangements | | | | | | | | | | | | | | | |
| | EEL to UNE-L Retermination, per 2 Wire Unbundled Voice Loop-SL2 | | | UEA | UREEL | | 87.90 | 36.44 | | | | | | | | |
| | EEL to UNE-L Retermination, per 4 Wire Unbundled Voice Loop | | | UEA | UREEL | | 87.90 | 36.44 | | | | | | | | |
| | EEL to UNE-L Retermination, per 2 Wire ISDN Loop | | | UDN | UREEL | | 91.82 | 44.25 | | | | | | | | |
| | EEL to UNE-L Retermination, per 4 Wire Unbundled Digital Loop | | | UDL | UREEL | | 102.34 | 49.85 | | | | | | | | |
| | EEL to UNE-L Retermination, per 4 Wire Unbundled DS1 Loop | | | USL | UREEL | | 101.30 | 43.13 | | | | | | | | |
| | LOOP MODIFICATION | | | | | | | | | | | | | | | |

| UNBUNDLED NETWORK ELEMENTS - South Carolina | | | | | | | | | | | Attachment 2 Exh A: | | | | | |
|---|---|---------|------|---|-------|-----------|--------------|--------|-------------------------|----------------------------------|--------------------------------------|--|--|---|---|-------|
| CATEGORY | RATE ELEMENTS | Interim | Zone | BCS | USOC | RATES(\$) | | | | Svc Order Submitted Elec per LSR | Svc Order Submitted Manually per LSR | Incremental Charge - Manual Svc Order vs. Electronic-1st | Incremental Charge - Manual Svc Order vs. Electronic-Add'l | Incremental Charge - Manual Svc Order vs. Electronic-Disc 1st | Incremental Charge - Manual Svc Order vs. Electronic-Disc Add'l | |
| | | | | | | Rec | Nonrecurring | | Nonrecurring Disconnect | | OSS Rates(\$) | | | | | |
| | | | | | | | First | Add'l | First | Add'l | SOMEc | SOMAN | SOMAN | SOMAN | SOMAN | SOMAN |
| | Unbundled Loop Modification, Removal of Load Coils - 2 Wire pair less than or equal to 18k ft, per Unbundled Loop | | | UAL, UHL, UCL, UEQ, ULS, UEA, UEANL, UEPSR, UEPSB | ULM2L | | 32.46 | 32.46 | | | | | | | | |
| | Unbundled Loop Modification Removal of Load Coils - 4 Wire less than or equal to 18K ft, per Unbundled Loop | | | UHL, UCL, UEA | ULM4L | | 32.46 | 32.46 | | | | | | | | |
| | Unbundled Loop Modification Removal of Bridged Tap Removal, per unbundled loop | | | UAL, UHL, UCL, UEQ, ULS, UEA, UEANL, UEPSR, UEPSB | ULMBT | | 32.48 | 32.48 | | | | | | | | |
| SUB-LOOPS | | | | | | | | | | | | | | | | |
| | Sub-Loop Distribution | | | | | | | | | | | | | | | |
| | Sub-Loop - Per Cross Box Location - CLEC Feeder Facility Set-Up | | | UEANL, UEF | USBSA | | 241.42 | 241.42 | | | | | | | | |
| | Sub-Loop - Per Cross Box Location - Per 25 Pair Panel Set-Up | | | UEANL, UEF | USBSB | | 22.69 | 22.69 | | | | | | | | |
| | Sub-Loop - Per Building Equipment Room - CLEC Feeder Facility Set-Up | | | UEANL | USBSC | | 177.84 | 177.84 | | | | | | | | |
| | Sub-Loop - Per Building Equipment Room - Per 25 Pair Panel Set-Up | | | UEANL | USBSD | | 55.58 | 55.58 | | | | | | | | |
| | Sub-Loop Distribution Per 2-Wire Analog Voice Grade Loop - Zone 1 | | 1 | UEANL | USBN2 | 8.87 | 65.94 | 31.03 | 45.35 | 6.71 | | | | | | |
| | Sub-Loop Distribution Per 2-Wire Analog Voice Grade Loop - Zone 2 | | 2 | UEANL | USBN2 | 12.58 | 65.94 | 31.03 | 45.35 | 6.71 | | | | | | |
| | Sub-Loop Distribution Per 2-Wire Analog Voice Grade Loop - Zone 3 | | 3 | UEANL | USBN2 | 14.79 | 65.94 | 31.03 | 45.35 | 6.71 | | | | | | |
| | Order Coordination for Unbundled Sub-Loops, per sub-loop pair | | | UEANL | USBMC | | 8.17 | 8.17 | | | | | | | | |
| | Sub-Loop Distribution Per 4-Wire Analog Voice Grade Loop - Zone 1 | | 1 | UEANL | USBN4 | 14.11 | 79.21 | 44.29 | 49.82 | 9.09 | | | | | | |
| | Sub-Loop Distribution Per 4-Wire Analog Voice Grade Loop - Zone 2 | | 2 | UEANL | USBN4 | 19.40 | 79.21 | 44.29 | 49.82 | 9.09 | | | | | | |
| | Sub-Loop Distribution Per 4-Wire Analog Voice Grade Loop - Zone 3 | | 3 | UEANL | USBN4 | 18.90 | 79.21 | 44.29 | 49.82 | 9.09 | | | | | | |
| | Order Coordination for Unbundled Sub-Loops, per sub-loop pair | | | UEANL | USBMC | | 8.17 | 8.17 | | | | | | | | |
| | Sub-Loop 2-Wire Intrabuilding Network Cable (INC) | | | UEANL | USBR2 | 2.41 | 53.13 | 18.21 | 45.35 | 6.71 | | | | | | |
| | Order Coordination for Unbundled Sub-Loops, per sub-loop pair | | | UEANL | USBMC | | 8.17 | 8.17 | | | | | | | | |
| | Sub-Loop 4-Wire Intrabuilding Network Cable (INC) | | | UEANL | USBR4 | 5.36 | 59.38 | 24.47 | 49.82 | 9.09 | | | | | | |
| | Order Coordination for Unbundled Sub-Loops, per sub-loop pair | | | UEANL | USBMC | | 8.17 | 8.17 | | | | | | | | |
| | Loop Testing - Basic 1st Half Hour | | | UEANL | URET1 | | 34.23 | 0.00 | | | | | | | | |
| | Loop Testing - Basic Additional Half Hour | | | UEANL | URETA | | 19.90 | 19.90 | | | | | | | | |
| | 2 Wire Copper Unbundled Sub-Loop Distribution - Zone 1 | | 1 | UEF | UCS2X | 7.11 | 65.94 | 31.03 | 45.35 | 6.71 | | | | | | |
| | 2 Wire Copper Unbundled Sub-Loop Distribution - Zone 2 | | 2 | UEF | UCS2X | 9.83 | 65.94 | 31.03 | 45.35 | 6.71 | | | | | | |
| | 2 Wire Copper Unbundled Sub-Loop Distribution - Zone 3 | | 3 | UEF | UCS2X | 10.48 | 65.94 | 31.03 | 45.35 | 6.71 | | | | | | |
| | Order Coordination for Unbundled Sub-Loops, per sub-loop pair | | | UEF | USBMC | | 8.17 | 8.17 | | | | | | | | |
| | 4 Wire Copper Unbundled Sub-Loop Distribution - Zone 1 | | 1 | UEF | UCS4X | 7.85 | 79.21 | 44.29 | 49.82 | 9.09 | | | | | | |
| | 4 Wire Copper Unbundled Sub-Loop Distribution - Zone 2 | | 2 | UEF | UCS4X | 14.17 | 79.21 | 44.29 | 49.82 | 9.09 | | | | | | |
| | 4 Wire Copper Unbundled Sub-Loop Distribution - Zone 3 | | 3 | UEF | UCS4X | 12.64 | 79.21 | 44.29 | 49.82 | 9.09 | | | | | | |
| | Order Coordination for Unbundled Sub-Loops, per sub-loop pair | | | UEF | USBMC | | 8.17 | 8.17 | | | | | | | | |
| | Loop Tagging Service Level 1, Unbundled Copper Loop, Non-Designed and Distribution Subloops | | | UEF, UEANL | URETL | | 8.95 | 0.88 | | | | | | | | |
| | Loop Testing - Basic 1st Half Hour | | | UEF | URET1 | | 34.23 | 0.00 | | | | | | | | |
| | Loop Testing - Basic Additional Half Hour | | | UEF | URETA | | 19.90 | 19.90 | | | | | | | | |
| Unbundled Sub-Loop Modification | | | | | | | | | | | | | | | | |

| UNBUNDLED NETWORK ELEMENTS - South Carolina | | | | | | | | | | | Attachment 2 Exh A: | | | | | |
|---|---------------|--|---------|------|--|-------|-----------|--------------|-------|-------------------------|----------------------------------|--------------------------------------|--|--|---|---|
| CATEGORY | RATE ELEMENTS | | Interim | Zone | BCS | USOC | RATES(\$) | | | | Svc Order Submitted Elec per LSR | Svc Order Submitted Manually per LSR | Incremental Charge - Manual Svc Order vs. Electronic-1st | Incremental Charge - Manual Svc Order vs. Electronic-Add'l | Incremental Charge - Manual Svc Order vs. Electronic-Disc 1st | Incremental Charge - Manual Svc Order vs. Electronic-Disc Add'l |
| | | | | | | | Rec | Nonrecurring | | Nonrecurring Disconnect | | OSS Rates(\$) | | | | |
| | | | | | | | | First | Add'l | First | Add'l | SOME C | SOMAN | SOMAN | SOMAN | SOMAN |
| | | Unbundled Sub-Loop Modification - 2-W Copper Dist Load Coil/Equip Removal per 2-W PR | | | UEF | ULM2X | | 176.17 | 5.11 | | | | | | | |
| | | Unbundled Sub-loop Modification - 4-W Copper Dist Load Coil/Equip Removal per 4-W PR | | | UEF | ULM4X | | 176.17 | 5.11 | | | | | | | |
| | | Unbundled Loop Modification, Removal of Bridge Tap, per unbundled loop | | | UEF | ULMBT | | 278.82 | 6.13 | | | | | | | |
| | | Unbundled Network Terminating Wire (UNTW) | | | | | | | | | | | | | | |
| | | Unbundled Network Terminating Wire (UNTW) per Pair | | | UENTW | UENPP | 0.3303 | 30.20 | 30.20 | | | | | | | |
| | | Network Interface Device (NID) | | | | | | | | | | | | | | |
| | | Network Interface Device (NID) - 1-2 lines | | | UENTW | UND12 | | 43.68 | 28.79 | | | | | | | |
| | | Network Interface Device (NID) - 1-6 lines | | | UENTW | UND16 | | 64.42 | 49.53 | | | | | | | |
| | | Network Interface Device Cross Connect - 2 W | | | UENTW | UNDC2 | | 5.92 | 5.92 | | | | | | | |
| | | Network Interface Device Cross Connect - 4W | | | UENTW | UNDC4 | | 5.92 | 5.92 | | | | | | | |
| UNE OTHER, PROVISIONING ONLY - NO RATE | | | | | | | | | | | | | | | | |
| | | | | | UAL, UCL, UDC, UDL, UDN, UEA, UHL, UEANL, UEF, UEQ, UENTW, NTCVG, NTCUD, NTCDD1, USL | | | | | | | | | | | |
| | | Unbundled Contact Name, Provisioning Only - no rate | | | | UNECN | 0.00 | 0.00 | | | | | | | | |
| | | Unbundled DS1 Loop - Superframe Format Option - no rate | | | USL, NTCDD1 | CCOSF | 0.00 | 0.00 | | | | | | | | |
| | | Unbundled DS1 Loop - Expanded Superframe Format option - no rate | | | USL, NTCDD1 | CCOEF | 0.00 | 0.00 | | | | | | | | |
| | | NID - Dispatch and Service Order for NID installation | | | UENTW | UNDBX | 0.00 | 0.00 | | | | | | | | |
| | | UNTW Circuit Establishment, Provisioning Only - No Rate | | | UENTW | UENCE | 0.00 | 0.00 | | | | | | | | |
| LOOP MAKE-UP | | | | | | | | | | | | | | | | |
| | | Loop Makeup - Preordering Without Reservation, per working or spare facility queried (Manual). | | | UMK | UMKLW | | 24.04 | 24.04 | | | | | | | |
| | | Loop Makeup - Preordering With Reservation, per spare facility queried (Manual). | | | UMK | UMKLP | | 25.49 | 25.49 | | | | | | | |
| | | Loop Makeup--With or Without Reservation, per working or spare facility queried (Mechanized) | | | UMK | UMKMQ | | 0.34 | 0.34 | | | | | | | |
| LINE SPLITTING | | | | | | | | | | | | | | | | |
| | | END USER ORDERING-CENTRAL OFFICE BASED | | | | | | | | | | | | | | |
| | | Line Splitting - per line activation DLEC owned splitter | | | UEPSR UEPSB | UREOS | 0.61 | | | | | | | | | |
| | | Line Splitting - per line activation BST owned - physical | | | UEPSR UEPSB | UREBP | 0.61 | 37.09 | 21.24 | 20.07 | 9.85 | | | | | |
| | | Line Splitting - per line activation BST owned - virtual | | | UEPSR UEPSB | UREBV | 0.61 | 37.09 | 21.24 | 20.07 | 9.85 | | | | | |
| UNBUNDLED EXCHANGE ACCESS LOOP | | | | | | | | | | | | | | | | |
| 2-WIRE ANALOG VOICE GRADE LOOP | | | | | | | | | | | | | | | | |
| | | 2 Wire Analog Voice Grade Loop-Service Level 1-Line Splitting-Zone 1 | | 1 | UEPSR UEPSB | UEALS | 14.94 | 37.92 | 17.62 | 23.56 | 5.32 | | | | | |
| | | 2 Wire Analog Voice Grade Loop-Service Level 1-Line Splitting-Zone 1 | | 1 | UEPSR UEPSB | UEABS | 14.94 | 37.92 | 17.62 | 23.56 | 5.32 | | | | | |
| | | 2 Wire Analog Voice Grade Loop- Service Level 1-Line Splitting-Zone 2 | | 2 | UEPSR UEPSB | UEALS | 21.39 | 37.92 | 17.62 | 23.56 | 5.32 | | | | | |
| | | 2 Wire Analog Voice Grade Loop- Service Level 1-Line Splitting-Zone 2 | | 2 | UEPSR UEPSB | UEABS | 21.39 | 37.92 | 17.62 | 23.56 | 5.32 | | | | | |
| | | 2 Wire Analog Voice Grade Loop-Service Level 1-Line Splitting-Zone 3 | | 3 | UEPSR UEPSB | UEALS | 26.72 | 37.92 | 17.62 | 23.56 | 5.32 | | | | | |
| | | 2 Wire Analog Voice Grade Loop-Service Level 1-Line Splitting-Zone 3 | | 3 | UEPSR UEPSB | UEABS | 26.72 | 37.92 | 17.62 | 23.56 | 5.32 | | | | | |
| PHYSICAL COLLOCATION | | | | | | | | | | | | | | | | |
| | | Physical Collocation-2 Wire Cross Connects (Loop) for Line Splitting | | | UEPSR UEPSB | PE1LS | 0.0341 | 12.32 | 11.83 | 6.04 | 5.45 | | | | | |
| VIRTUAL COLLOCATION | | | | | | | | | | | | | | | | |
| | | Virtual Collocation-2 Wire Cross Connects (Loop) for Line Splitting | | | UEPSR UEPSB | VE1LS | 0.0317 | 12.32 | 11.83 | 6.04 | 5.45 | | | | | |
| UNBUNDLED DEDICATED TRANSPORT | | | | | | | | | | | | | | | | |
| INTEROFFICE CHANNEL - DEDICATED TRANSPORT | | | | | | | | | | | | | | | | |

| UNBUNDLED NETWORK ELEMENTS - South Carolina | | | | | | | | | | Attachment 2 Exh A: | | Incremental Charge - Manual Svc Order vs. Electronic-Disc 1st | Incremental Charge - Manual Svc Order vs. Electronic-Disc Add'l | Incremental Charge - Manual Svc Order vs. Electronic-Disc 1st | Incremental Charge - Manual Svc Order vs. Electronic-Disc Add'l |
|---|--|---------|------|------------|-------|-----------|--------------|--------|-------------------------|----------------------------------|--------------------------------------|---|---|---|---|
| CATEGORY | RATE ELEMENTS | Interim | Zone | BCS | USOC | RATES(\$) | | | | Svc Order Submitted Elec per LSR | Svc Order Submitted Manually per LSR | OSS Rates(\$) | | | |
| | | | | | | Rec | Nonrecurring | | Nonrecurring Disconnect | | | | | | |
| | | | | | | | First | Add'l | First | Add'l | SOMEc | SOMAN | SOMAN | SOMAN | SOMAN |
| | Interoffice Channel - 2-Wire Voice Grade - per mile | | | U1TVX | 1L5XX | 0.0167 | | | | | | | | | |
| | Interoffice Channel - 2-Wire Voice Grade - Facility Termination | | | U1TVX | U1TV2 | 24.30 | 40.63 | 27.47 | 16.77 | 6.91 | | | | | |
| | Interoffice Channel - 2-Wire Voice Grade Rev Bat. - per mile | | | U1TVX | 1L5XX | 0.0167 | | | | | | | | | |
| | Interoffice Channel - 2-Wire VG Rev Bat. - Facility Termination | | | U1TVX | U1TR2 | 24.30 | 40.63 | 27.47 | 16.77 | 6.91 | | | | | |
| | Interoffice Channel - 4-Wire Voice Grade - per mile | | | U1TVX | 1L5XX | 0.0167 | | | | | | | | | |
| | Interoffice Channel - 4-Wire Voice Grade - Facility Termination | | | U1TVX | U1TV4 | 21.29 | 40.63 | 27.47 | 16.77 | 6.91 | | | | | |
| | Interoffice Channel - 56 kbps - per mile | | | U1TDX | 1L5XX | 0.0167 | | | | | | | | | |
| | Interoffice Channel - 56 kbps - Facility Termination | | | U1TDX | U1TD5 | 16.76 | 40.63 | 27.47 | 16.77 | 6.91 | | | | | |
| | Interoffice Channel - 64 kbps - per mile | | | U1TDX | 1L5XX | 0.0167 | | | | | | | | | |
| | Interoffice Channel - 64 kbps - Facility Termination | | | U1TDX | U1TD6 | 16.76 | 40.63 | 27.47 | 16.77 | 6.91 | | | | | |
| | Interoffice Channel - DS1 - per mile | | | U1TD1 | 1L5XX | 0.3415 | | | | | | | | | |
| | Interoffice Channel - DS1 - Facility Termination | | | U1TD1 | U1TF1 | 77.14 | 89.47 | 81.99 | 16.39 | 14.48 | | | | | |
| | Interoffice Channel - DS3 - per mile | | | U1TD3 | 1L5XX | 8.02 | | | | | | | | | |
| | Interoffice Channel - DS3 - Facility Termination | | | U1TD3 | U1TF3 | 880.65 | 279.37 | 163.12 | 60.33 | 58.59 | | | | | |
| | Interoffice Channel - STS-1 - per mile | | | U1TS1 | 1L5XX | 8.02 | | | | | | | | | |
| | Interoffice Channel - STS-1 - Facility Termination | | | U1TS1 | U1TFS | 880.55 | 279.37 | 163.12 | 60.33 | 58.59 | | | | | |
| UNBUNDLED DARK FIBER | | | | | | | | | | | | | | | |
| | Dark Fiber - Interoffice Transport, Per Four Fiber Strands, Per Route Mile Or Fraction Thereof | | | UDF, UDFCX | 1L5DF | 36.41 | | | | | | | | | |
| | Dark Fiber - Interoffice Transport, Per Four Fiber Strands, Per Route Mile Or Fraction Thereof | | | UDF, UDFCX | UDF14 | | 640.51 | 138.17 | 317.76 | 198.11 | | | | | |
| HIGH CAPACITY UNBUNDLED LOCAL LOOP | | | | | | | | | | | | | | | |
| | DS-3/STS-1 UNBUNDLED LOCAL LOOP - Stand Alone | | | | | | | | | | | | | | |
| | DS3 Unbundled Local Loop - per mile | | | UE3 | 1L5ND | 12.26 | | | | | | | | | |
| | DS3 Unbundled Local Loop - Facility Termination | | | UE3 | UE3PX | 306.36 | 452.52 | 264.53 | 119.75 | 83.77 | | | | | |
| | STS-1 Unbundled Local Loop - per mile | | | UDLSX | 1L5ND | 12.26 | | | | | | | | | |
| | STS-1 Unbundled Local Loop - Facility Termination | | | UDLSX | UDLS1 | 313.49 | 452.52 | 264.53 | 119.75 | 83.77 | | | | | |
| ENHANCED EXTENDED LINK (EELs) | | | | | | | | | | | | | | | |
| | Network Elements Used in Combinations | | | | | | | | | | | | | | |
| | 2-Wire VG Loop (SL2) in Combination - Zone 1 | | 1 | UNCVX | UEAL2 | 16.68 | 105.98 | 68.43 | 53.05 | 10.61 | | | | | |
| | 2-Wire VG Loop (SL2) in Combination - Zone 2 | | 2 | UNCVX | UEAL2 | 23.13 | 105.98 | 68.43 | 53.05 | 10.61 | | | | | |
| | 2-Wire VG Loop (SL2) in Combination - Zone 3 | | 3 | UNCVX | UEAL2 | 28.46 | 105.98 | 68.43 | 53.05 | 10.61 | | | | | |
| | 4-Wire Analog Voice Grade Loop in Combination - Zone 1 | | 1 | UNCVX | UEAL4 | 32.59 | 132.38 | 94.83 | 59.35 | 14.61 | | | | | |
| | 4-Wire Analog Voice Grade Loop in Combination - Zone 2 | | 2 | UNCVX | UEAL4 | 43.89 | 132.38 | 94.83 | 59.35 | 14.61 | | | | | |
| | 4-Wire Analog Voice Grade Loop in Combination - Zone 3 | | 3 | UNCVX | UEAL4 | 43.38 | 132.38 | 94.83 | 59.35 | 14.61 | | | | | |
| | 2-Wire ISDN Loop in Combination - Zone 1 | | 1 | UNCNX | U1L2X | 25.21 | 117.58 | 80.03 | 53.05 | 10.61 | | | | | |
| | 2-Wire ISDN Loop in Combination - Zone 2 | | 2 | UNCNX | U1L2X | 32.76 | 117.58 | 80.03 | 53.05 | 10.61 | | | | | |
| | 2-Wire ISDN Loop in Combination - Zone 3 | | 3 | UNCNX | U1L2X | 37.70 | 117.58 | 80.03 | 53.05 | 10.61 | | | | | |
| | 4-Wire 56Kbps Digital Grade Loop in Combination - Zone 1 | | 1 | UNCDX | UDL56 | 29.93 | 126.66 | 89.12 | 59.35 | 14.61 | | | | | |
| | 4-Wire 56Kbps Digital Grade Loop in Combination - Zone 2 | | 2 | UNCDX | UDL56 | 33.99 | 126.66 | 89.12 | 59.35 | 14.61 | | | | | |
| | 4-Wire 56Kbps Digital Grade Loop in Combination - Zone 3 | | 3 | UNCDX | UDL56 | 34.74 | 126.66 | 89.12 | 59.35 | 14.61 | | | | | |
| | 4-Wire 64Kbps Digital Grade Loop in Combination - Zone 1 | | 1 | UNCDX | UDL64 | 29.93 | 126.66 | 89.12 | 59.35 | 14.61 | | | | | |
| | 4-Wire 64Kbps Digital Grade Loop in Combination - Zone 2 | | 2 | UNCDX | UDL64 | 33.99 | 126.66 | 89.12 | 59.35 | 14.61 | | | | | |
| | 4-Wire 64Kbps Digital Grade Loop in Combination - Zone 3 | | 3 | UNCDX | UDL64 | 34.74 | 126.66 | 89.12 | 59.35 | 14.61 | | | | | |
| | 4-Wire DS1 Digital Loop in Combination - Zone 1 | | 1 | UNC1X | USLXX | 79.51 | 253.03 | 157.89 | 44.80 | 11.73 | | | | | |
| | 4-Wire DS1 Digital Loop in Combination - Zone 2 | | 2 | UNC1X | USLXX | 136.00 | 253.03 | 157.89 | 44.80 | 11.73 | | | | | |
| | 4-Wire DS1 Digital Loop in Combination - Zone 3 | | 3 | UNC1X | USLXX | 229.15 | 253.03 | 157.89 | 44.80 | 11.73 | | | | | |
| | DS3 Local Loop in combination - per mile | | | UNC3X | 1L5ND | 12.26 | | | | | | | | | |
| | DS3 Local Loop in combination - Facility Termination | | | UNC3X | UE3PX | 306.36 | 452.52 | 264.53 | 119.75 | 83.77 | | | | | |
| | STS-1 Local Loop in combination - per mile | | | UNC3X | 1L5ND | 12.26 | | | | | | | | | |
| | STS-1 Local Loop in combination - Facility Termination | | | UNC3X | UDLS1 | 313.49 | 452.52 | 264.53 | 119.75 | 83.77 | | | | | |
| | Interoffice Channel in combination - 2-wire VG - per mile | | | UNCVX | 1L5XX | 0.0167 | | | | | | | | | |
| | Interoffice Channel in combination - 2-wire VG - Facility Termination | | | UNCVX | U1TV2 | 24.30 | 40.63 | 27.47 | 16.77 | 6.91 | | | | | |
| | Interoffice Channel in combination - 4-wire VG - per mile | | | UNCVX | 1L5XX | 0.0167 | | | | | | | | | |
| | Interoffice Channel in combination - 4-wire VG - Facility Termination | | | UNCVX | U1TV4 | 21.29 | 40.63 | 27.47 | 16.77 | 6.91 | | | | | |

| UNBUNDLED NETWORK ELEMENTS - South Carolina | | | | | | | | | | Attachment 2 Exh A: | | Incremental Charge - Manual Svc Order vs. Electronic-Disc 1st | Incremental Charge - Manual Svc Order vs. Electronic-Disc Add'l | Incremental Charge - Manual Svc Order vs. Electronic-Disc 1st | Incremental Charge - Manual Svc Order vs. Electronic-Disc Add'l |
|--|---|---------|------|--|-------|-----------|--------------|--------|-------------------------|----------------------------------|--------------------------------------|---|---|---|---|
| CATEGORY | RATE ELEMENTS | Interim | Zone | BCS | USOC | RATES(\$) | | | | Svc Order Submitted Elec per LSR | Svc Order Submitted Manually per LSR | OSS Rates(\$) | | | |
| | | | | | | Rec | Nonrecurring | | Nonrecurring Disconnect | | | | | | |
| | | | | | | | First | Add'l | First | Add'l | SOMEc | SOMAN | SOMAN | SOMAN | SOMAN |
| | Interoffice Channel in combination - 4-wire 56 kbps - per mile | | | UNCDX | 1L5XX | 0.0167 | | | | | | | | | |
| | Interoffice Channel in combination - 4-wire 56 kbps - Facility Termination | | | UNCDX | U1TD5 | 16.76 | 40.63 | 27.47 | 16.77 | 6.91 | | | | | |
| | Interoffice Channel in combination - 4-wire 64 kbps - per mile | | | UNCDX | 1L5XX | 0.0167 | | | | | | | | | |
| | Interoffice Channel in combination - 4-wire 64 kbps - Facility Termination | | | UNCDX | U1TD6 | 16.76 | 40.63 | 27.47 | 16.77 | 6.91 | | | | | |
| | Interoffice Channel in combination - DS1 - per mile | | | UNC1X | 1L5XX | 0.3415 | | | | | | | | | |
| | Interoffice Channel in combination - DS1 Facility Termination | | | UNC1X | U1TF1 | 77.14 | 89.47 | 81.99 | 16.39 | 14.48 | | | | | |
| | Interoffice Channel in combination - DS3 - per mile | | | UNC3X | 1L5XX | 8.02 | | | | | | | | | |
| | Interoffice Channel in combination - DS3 - Facility Termination | | | UNC3X | U1TF3 | 880.65 | 279.37 | 163.12 | 60.33 | 58.59 | | | | | |
| | Interoffice Channel in combination - STS-1 - per mile | | | UNC3X | 1L5XX | 8.02 | | | | | | | | | |
| | Interoffice Channel in combination - STS-1 Facility Termination | | | UNC3X | U1TFS | 880.55 | 279.37 | 163.12 | 60.33 | 58.59 | | | | | |
| ADDITIONAL NETWORK ELEMENTS | | | | | | | | | | | | | | | |
| Optional Features & Functions: | | | | | | | | | | | | | | | |
| | Clear Channel Capability Extended Frame Option - per DS1 | I | | U1TD1, ULDD1, UNC1X | CCOEF | | 0.00 | 0.00 | 0.00 | 0.00 | | | | | |
| | Clear Channel Capability Super FrameOption - per DS1 | I | | U1TD1, ULDD1, UNC1X | CCOSF | | 0.00 | 0.00 | 0.00 | 0.00 | | | | | |
| | Clear Channel Capability (SF/ESF) Option - Subsequent Activity - per DS1 | I | | ULDD1, U1TD1, UNC1X, USL | NRCCC | | 185.26 | 23.86 | 1.99 | 0.78 | | | | | |
| | C-bit Parity Option - Subsequent Activity - per DS3 | i | | U1TD3, ULDD3, UE3, UNC3X | NRCC3 | | 219.58 | 7.69 | 0.737 | 0.00 | | | | | |
| | DS1/DS0 Channel System | | | UNC1X | MQ1 | 107.57 | 91.24 | 62.71 | 10.56 | 9.81 | | | | | |
| | DS3/DS1 Channel System | | | UNC3X | MQ3 | 144.02 | 178.54 | 94.18 | 33.33 | 31.90 | | | | | |
| | Voice Grade COCI in combination | | | UNCVX | 1D1VG | 0.56 | 6.59 | 4.73 | | | | | | | |
| | Voice Grade COCI - for Local Loop | | | UEA | 1D1VG | 0.56 | 6.59 | 4.73 | | | | | | | |
| | Voice Grade COCI - for connection to a channelized DS1 Local Channel in the same SWC as collocation | | | U1TUC | 1D1VG | 0.56 | 6.59 | 4.73 | | | | | | | |
| | OCU-DP COCI (2.4-64kbs) in combination | | | UNCDX | 1D1DD | 1.19 | 6.59 | 4.73 | | | | | | | |
| | OCU-DP COCI (2.4-64kbs) - for Local Loop | | | UDL | 1D1DD | 1.19 | 6.59 | 4.73 | | | | | | | |
| | OCU-DP COCI (2.4-64kbs) - for connection to a channelized DS1 Local Channel in the same SWC as collocation | | | U1TUD | 1D1DD | 1.19 | 6.59 | 4.73 | | | | | | | |
| | 2-wire ISDN COCI (BRITE) in combination | | | UNCNX | UC1CA | 2.56 | 6.59 | 4.73 | | | | | | | |
| | 2-wire ISDN COCI (BRITE) - for Local Loop | | | UDN | UC1CA | 2.56 | 6.59 | 4.73 | | | | | | | |
| | 2-wire ISDN COCI (BRITE) - for connection to a channelized DS1 Local Channel in the same SWC as collocation | | | U1TUB | UC1CA | 2.56 | 6.59 | 4.73 | | | | | | | |
| | DS1 COCI in combination | | | UNC1X | UC1D1 | 8.64 | 6.59 | 4.73 | | | | | | | |
| | DS1 COCI - for Local Loop | | | USL | UC1D1 | 8.64 | 6.59 | 4.73 | | | | | | | |
| | DS1 COCI - for connection to a channelized DS1 Local Channel in the same SWC as collocation | | | U1TUA | UC1D1 | 8.64 | 6.59 | 4.73 | | | | | | | |
| | DS1 COCI - for Interoffice Channel | | | U1TD1 | UC1D1 | 8.64 | 6.59 | 4.73 | | | | | | | |
| | DS1 COCI - for Local Channel | | | ULDD1 | UC1D1 | 8.64 | 6.59 | 4.73 | | | | | | | |
| | Wholesale to UNE, Switch-As-Is Conversion Charge | | | UNCVX, U1TVX, UNCDX, U1TDX, UNC1X, U1TD1, UNC3X, U1TD3, UNC3X, U1TS1, UDF, UDFCX | UNCCC | | 5.61 | 5.61 | | | | | | | |
| | Unbundled Misc Rate Element, SNE SAI, Single Network Element - Switch As Is Non-recurring Charge, per circuit (LSR) | I | | U1TVX, U1TDX, U1TD1, U1TD3, U1TS1, UDF, UE3 | URES | | 36.69 | 16.06 | | | | | | | |
| | Unbundled Misc Rate Element, SNE SAI, Single Network Element - Switch As Is Non-recurring Charge, incremental charge per circuit on a spreadsheet | i | | U1TVX, U1TDX, U1TD1, U1TD3, U1TS1, UDF, UE3 | URESP | | 1.48 | 1.48 | | | | | | | |
| | UNE Reconfiguration Change Charge per Circuit | I | | UNC1X | URERC | | 35.00 | 35.00 | | | | | | | |
| | UNE Reconfiguration Change Charge per Circuit Project Managed | I | | UNC1X | URERP | | 1.48 | 1.48 | | | | | | | |
| Access to DCS - Customer Reconfiguration (FlexServ) | | | | | | | | | | | | | | | |

| UNBUNDLED NETWORK ELEMENTS - South Carolina | | | | | | | | | | | | | | | | Attachment 2 Exh A: | | | |
|---|--|---------|------|---|-------|-------------|----------------------------------|--------------------------------------|--|--|---|---|-------|-------|-------|---------------------|-------|--|--|
| CATEGORY | RATE ELEMENTS | Interim | Zone | BCS | USOC | RATES(\$) | Svc Order Submitted Elec per LSR | Svc Order Submitted Manually per LSR | Incremental Charge - Manual Svc Order vs. Electronic-1st | Incremental Charge - Manual Svc Order vs. Electronic-Add'l | Incremental Charge - Manual Svc Order vs. Electronic-Disc 1st | Incremental Charge - Manual Svc Order vs. Electronic-Disc Add'l | | | | | | | |
| | | | | | | | Rec | First | Add'l | Nonrecurring First | Nonrecurring Add'l | SOMEc | SOMAN | SOMAN | SOMAN | SOMAN | SOMAN | | |
| | Customer Reconfiguration Establishment | | | | | | | | | | | | | | | | | | |
| | DS1 DCS Termination with DS0 Switching | | | | | 27.96 | 25.60 | 19.70 | 16.67 | 13.41 | | | | | | | | | |
| | DS1 DCS Termination with DS1 Switching | | | | | 12.67 | 18.51 | 12.61 | 12.24 | 8.98 | | | | | | | | | |
| | DS3 DCS Termination with DS1 Switching | | | | | 176.51 | 25.60 | 19.70 | 16.67 | 13.41 | | | | | | | | | |
| | Node (SynchroNet) | | | | | | | | | | | | | | | | | | |
| | Node per month | | | UNC DX | UNCNT | 14.55 | | | | | | | | | | | | | |
| | Service Rearrangements | | | | | | | | | | | | | | | | | | |
| | NRC - Change in Facility Assignment per circuit Service Rearrangement | I | | U1TVX, U1TDX, UEA, UDL, U1TUC, U1TUD, U1TUB, UL DVX, ULDDX, UNCVX, UNCDX, UNC1X | URETD | 101.30 | 43.13 | | | | | | | | | | | | |
| | NRC - Change in Facility Assignment per circuit Project Management (added to CFA per circuit if project managed) | I | | U1TVX, U1TDX, UEA, UDL, U1TUC, U1TUD, U1TUB, UL DVX, ULDDX, UNCVX, UNCDX, UNC1X | URETB | 1.28 | 1.28 | | | | | | | | | | | | |
| | NRC - Order Coordination Specific Time - Dedicated Transport | I | | UNC1X | OCOSR | 18.90 | 18.90 | | | | | | | | | | | | |
| SIGNALING (CCS7) | | | | | | | | | | | | | | | | | | | |
| NOTE: "bk" beside a rate indicates that the parties have agreed to bill and keep for that element pursuant to the terms and conditions in Attachment 3. | | | | | | | | | | | | | | | | | | | |
| | CCS7 Signaling Usage, Per TCAP Message | | | | | 0.0000692bk | | | | | | | | | | | | | |
| | CCS7 Signaling Usage, Per ISUP Message | | | | | 0.0000173bk | | | | | | | | | | | | | |
| LNP Query Service | | | | | | | | | | | | | | | | | | | |
| | LNP Charge Per query | | | | | 0.0008837 | | | | | | | | | | | | | |
| | LNP Service Establishment Manual | | | | | | 25.09 | 25.09 | 23.07 | 23.07 | | | | | | | | | |
| | LNP Service Provisioning with Point Code Establishment | | | | | | 594.82 | 303.88 | 269.53 | 198.18 | | | | | | | | | |
| 911 PBX LOCATE | | | | | | | | | | | | | | | | | | | |
| 911 PBX LOCATE DATABASE CAPABILITY | | | | | | | | | | | | | | | | | | | |
| | Service Establishment per CLEC per End User Account | | | 9PBDC | 9PBEU | 1,813.00 | | | | | | | | | | | | | |
| | Changes to TN Range or Customer Profile | | | 9PBDC | 9PBTN | 181.40 | | | | | | | | | | | | | |
| | Per Telephone Number (Monthly) | | | 9PBDC | 9PBMM | 0.07 | | | | | | | | | | | | | |
| | Change Company (Service Provider) ID | | | 9PBDC | 9PBPC | 532.48 | | | | | | | | | | | | | |
| | PBX Locate Service Support per CLEC (Monthlt) | | | 9PBDC | 9PBMR | 181.29 | | | | | | | | | | | | | |
| | Service Order Charge | | | 9PBDC | 9PBSC | 15.69 | | | | | | | | | | | | | |
| 911 PBX LOCATE TRANSPORT COMPONENT | | | | | | | | | | | | | | | | | | | |
| See Att 3 | | | | | | | | | | | | | | | | | | | |
| Note: Rates displaying an "I" in Interim column are interim as a result of a Commission order. | | | | | | | | | | | | | | | | | | | |

| UNBUNDLED NETWORK ELEMENTS - Tennessee | | | | | | | | | | | Attachment 2 Exh A: | | | | | | |
|--|---|---------|------|---|-------|-----------|--------------------|-------|-------------------------------|-------|----------------------------------|--------------------------------------|--|--|---|---|--|
| CATEGORY | RATE ELEMENTS | Interim | Zone | BCS | USOC | RATES(\$) | | | | | Svc Order Submitted Elec per LSR | Svc Order Submitted Manually per LSR | Incremental Charge - Manual Svc Order vs. Electronic-1st | Incremental Charge - Manual Svc Order vs. Electronic-Add'l | Incremental Charge - Manual Svc Order vs. Electronic-Disc 1st | Incremental Charge - Manual Svc Order vs. Electronic-Disc Add'l | |
| | | | | | | Rec | Nonrecurring First | Add'l | Nonrecurring Disconnect First | Add'l | SOMEc | SOMAN | OSS Rates(\$) | | SOMAN | SOMAN | |
| The "Zone" shown in the sections for stand-alone loops or loops as part of a combination refers to Geographically Deaveraged UNE Zones. To view Geographically Deaveraged UNE Zone Designations by Central Office, refer to internet Website: http://www.interconnection.bellsouth.com/become_a_clec/html/interconnection.htm | | | | | | | | | | | | | | | | | |
| OPERATIONS SUPPORT SYSTEMS (OSS) - "REGIONAL RATES" | | | | | | | | | | | | | | | | | |
| NOTE: (1) CLEC should contact its contract negotiator if it prefers the "state specific" OSS charges as ordered by the State Commissions. The OSS charges currently contained in this rate exhibit are the BellSouth "regional" service ordering charges. CLEC may elect either the state specific Commission ordered rates for the service ordering charges, or CLEC may elect the regional service ordering charge, however, CLEC can not obtain a mixture of the two regardless if CLEC has a interconnection contract established in | | | | | | | | | | | | | | | | | |
| NOTE: (2) Any element that can be ordered electronically will be billed according to the SOMEc rate listed in this category. Please refer to BellSouth's Local Ordering Handbook (LOH) to determine if a product can be ordered electronically. For those elements that cannot be ordered electronically at present per the LOH, the listed SOMEc rate in this category reflects the charge that would be billed to a CLEC once electronic ordering capabilities come on-line for that element. Otherwise, the manual ordering charge, | | | | | | | | | | | | | | | | | |
| NOTE: (3) OSS - Manual Service Order Charge, Per Element - UNE Only **Please see applicable rate element for SOMAN charge** | | | | | | | | | | | | | | | | | |
| | OSS - Electronic Service Order Charge, Per Local Service Request (LSR) - UNE Only | | | | SOMEc | | 3.50 | 0.00 | 3.50 | 0.00 | | | | | | | |
| UNE SERVICE DATE ADVANCEMENT CHARGE | | | | | | | | | | | | | | | | | |
| NOTE: The Expedite charge will be maintained commensurate with BellSouth's FCC No.1 Tariff, Section 5 as applicable. | | | | | | | | | | | | | | | | | |
| | UNE Expedite Charge per Circuit or Line Assignable USOC, per Day | | | UAL, UEANL, UCL, UEF, UDF, UEQ, UDL, UENTW, UDN, UEA, UHL, ULC, USL, U1T12, U1T48, U1TD1, U1TD3, U1TDX, U1TO3, U1TS1, U1TVX, UC1BC, UC1BL, UC1CC, UC1CL, UC1DC, UC1DL, UC1EC, UC1EL, UC1FC, UC1FL, UC1GC, UC1GL, UC1HC, UC1HL, UDL12, UDL48, UDLO3, UDLSX, UE3, ULD12, ULD48, ULDD1, ULDD3, ULDDX, ULDO3, ULDS1, ULDVX, UNC1X, UNC3X, UNCDX, UNCNX, UNCSX, UNCVX, UNLD1, UNLD3, UXTD1, UXTD3, UXTS1, U1TUC, U1TUD, U1TUB, U1TUA,NTCVG, NTCUD, NTCD1 | SDASP | | 200.00 | | | | | | | | | | |
| ORDER MODIFICATION CHARGE | | | | | | | | | | | | | | | | | |
| | Order Modification Charge (OMC) | | | | | | 26.21 | 0.00 | 0.00 | 0.00 | | | | | | | |
| | Order Modification Additional Dispatch Charge (OMCAD) | | | | | | 150.00 | 0.00 | 0.00 | 0.00 | | | | | | | |
| UNBUNDLED EXCHANGE ACCESS LOOP | | | | | | | | | | | | | | | | | |
| 2-WIRE ANALOG VOICE GRADE LOOP | | | | | | | | | | | | | | | | | |
| | 2-Wire Analog Voice Grade Loop - Service Level 1- Zone 1 | | 1 | UEANL | UEAL2 | | 11.74 | 31.99 | 20.02 | 10.65 | 1.41 | | 20.35 | 10.54 | 13.32 | 13.32 | |
| | 2-Wire Analog Voice Grade Loop - Service Level 1- Zone 2 | | 2 | UEANL | UEAL2 | | 17.59 | 31.99 | 20.02 | 10.65 | 1.41 | | 20.35 | 10.54 | 13.32 | 13.32 | |
| | 2-Wire Analog Voice Grade Loop - Service Level 1- Zone 3 | | 3 | UEANL | UEAL2 | | 29.37 | 31.99 | 20.02 | 10.65 | 1.41 | | 20.35 | 10.54 | 13.32 | 13.32 | |
| | 2-Wire Analog Voice Grade Loop - Service Level 1- Zone 1 | | 1 | UEANL | UEASL | | 11.74 | 31.99 | 20.02 | 10.65 | 1.41 | | 20.35 | 10.54 | 13.32 | 13.32 | |
| | 2-Wire Analog Voice Grade Loop - Service Level 1- Zone 2 | | 2 | UEANL | UEASL | | 17.59 | 31.99 | 20.02 | 10.65 | 1.41 | | 20.35 | 10.54 | 13.32 | 13.32 | |
| | 2-Wire Analog Voice Grade Loop - Service Level 1- Zone 3 | | 3 | UEANL | UEASL | | 29.37 | 31.99 | 20.02 | 10.65 | 1.41 | | 20.35 | 10.54 | 13.32 | 13.32 | |
| | Unbundled Miscellaneous Rate Element, Tag Loop at End User Premise | | | UEANL | URETL | | | 8.95 | 0.88 | | | | | | | | |
| | Loop Testing - Basic 1st Half Hour | | | UEANL | URET1 | | | 57.67 | 0.00 | | | | | | | | |
| | Loop Testing - Basic Additional Half Hour | | | UEANL | URETA | | | 37.44 | 37.44 | | | | | | | | |

| UNBUNDLED NETWORK ELEMENTS - Tennessee | | | | | | | | | | | | Attachment 2 Exh A: | | | | |
|--|---|---------|------|------------|--------|-----------|--------------------|-------|-------------------------------|-------|----------------------------------|--------------------------------------|--|--|---|---|
| CATEGORY | RATE ELEMENTS | Interim | Zone | BCS | USOC | RATES(\$) | | | | | Svc Order Submitted Elec per LSR | Svc Order Submitted Manually per LSR | Incremental Charge - Manual Svc Order vs. Electronic-1st | Incremental Charge - Manual Svc Order vs. Electronic-Add'l | Incremental Charge - Manual Svc Order vs. Electronic-Disc 1st | Incremental Charge - Manual Svc Order vs. Electronic-Disc Add'l |
| | | | | | | Rec | Nonrecurring First | Add'l | Nonrecurring Disconnect First | Add'l | SOMEc | SOMAN | OSS Rates(\$) | | SOMAN | SOMAN |
| | CLEC to CLEC Conversion Charge Without Outside Dispatch (UVL-SL1) | | | UEANL | UREWO | | 15.80 | 8.95 | | | | | 20.35 | 10.54 | 13.32 | 13.32 |
| | Unbundled Voice Loop, Non-Design Voice Loop, billing for BST providing make-up (Engineering Information - E.I.) | | | UEANL | UEANM | | 25.33 | 25.33 | | | | | | | | |
| | Manual Order Coordination for UVL-SL1s (per loop) | | | UEANL | UEAMC | | 36.52 | 36.52 | | | | | | | | |
| | Order Coordination for Specified Conversion Time for UVL-SL1 (per LSR) | | | UEANL | OCOSL | | 34.29 | | | | | | | | | |
| | 2-WIRE Unbundled COPPER LOOP | | | | | | | | | | | | | | | |
| | 2-Wire Unbundled Copper Loop - Non-Designed Zone 1 | | 1 | UEQ | UEQ2X | 11.74 | 31.99 | 20.02 | 10.65 | 1.41 | | | 20.35 | 10.54 | 13.32 | 13.32 |
| | 2 Wire Unbundled Copper Loop - Non-Designed - Zone 2 | | 2 | UEQ | UEQ2X | 17.59 | 31.99 | 20.02 | 10.65 | 1.41 | | | 20.35 | 10.54 | 13.32 | 13.32 |
| | 2 Wire Unbundled Copper Loop - Non-Designed - Zone 3 | | 3 | UEQ | UEQ2X | 29.37 | 31.99 | 20.02 | 10.65 | 1.41 | | | 20.35 | 10.54 | 13.32 | 13.32 |
| | Unbundled Miscellaneous Rate Element, Tag Loop at End User Premise | | | UEQ | URETL | | 8.95 | 0.88 | | | | | | | | |
| | Manual Order Coordination 2 Wire Unbundled Copper Loop - Non-Designed (per loop) | | | UEQ | USBMC | | 36.52 | 36.52 | | | | | | | | |
| | Unbundled Copper Loop, Non-Design Copper Loop, billing for BST providing make-up (Engineering Information - E.I.) | | | UEQ | UEQMU | | 25.33 | 25.33 | | | | | 20.35 | 10.54 | 13.32 | 13.32 |
| | Loop Testing - Basic 1st Half Hour | | | UEQ | URET1 | | 57.67 | 0.00 | | | | | | | | |
| | Loop Testing - Basic Additional Half Hour | | | UEQ | URETA | | 37.44 | 37.44 | | | | | | | | |
| | CLEC to CLEC Conversion Charge Without Outside Dispatch (UCL-ND) | | | UEQ | UREWO | | 14.29 | 7.44 | | | | | 20.35 | 10.54 | 13.32 | 13.32 |
| | UNBUNDLED EXCHANGE ACCESS LOOP | | | | | | | | | | | | | | | |
| | 2-WIRE ANALOG VOICE GRADE LOOP | | | | | | | | | | | | | | | |
| | 2-Wire Analog Voice Grade Loop - Service Level 2 w/Loop or Ground Start Signaling - Zone 1 | | 1 | UEA, NTCVG | UEAL2 | 14.74 | 75.06 | 48.20 | 28.70 | 17.64 | | | 20.35 | 10.54 | 13.32 | 13.32 |
| | 2-Wire Analog Voice Grade Loop - Service Level 2 w/Loop or Ground Start Signaling - Zone 2 | | 2 | UEA, NTCVG | UEAL2 | 22.08 | 75.06 | 48.20 | 28.70 | 17.64 | | | 20.35 | 10.54 | 13.32 | 13.32 |
| | 2-Wire Analog Voice Grade Loop - Service Level 2 w/Loop or Ground Start Signaling - Zone 3 | | 3 | UEA, NTCVG | UEAL2 | 36.87 | 75.06 | 48.20 | 28.70 | 17.64 | | | 20.35 | 10.54 | 13.32 | 13.32 |
| | 2-Wire Analog Voice Grade Loop - Service Level 2 w/Reverse Battery Signaling - Zone 1 | | 1 | UEA, NTCVG | UEAR2 | 14.74 | 75.06 | 48.20 | 28.70 | 17.64 | | | 20.35 | 10.54 | 13.32 | 13.32 |
| | 2-Wire Analog Voice Grade Loop - Service Level 2 w/Reverse Battery Signaling - Zone 2 | | 2 | UEA, NTCVG | UEAR2 | 22.08 | 75.06 | 48.20 | 28.70 | 17.64 | | | 20.35 | 10.54 | 13.32 | 13.32 |
| | 2-Wire Analog Voice Grade Loop - Service Level 2 w/Reverse Battery Signaling - Zone 3 | | 3 | UEA, NTCVG | UEAR2 | 36.87 | 75.06 | 48.20 | 28.70 | 17.64 | | | 20.35 | 10.54 | 13.32 | 13.32 |
| | Switch-As-Is Conversion rate per UNE Loop, Single LSR, (per DS0) | | | UEA, NTCVG | URES L | | 23.42 | 3.30 | | | | | 20.35 | 10.54 | 13.32 | 13.32 |
| | Switch-As-Is Conversion rate per UNE Loop, Spreadsheet, (per DS0) | | | UEA, NTCVG | URES P | | 24.82 | 4.70 | | | | | | | | |
| | CLEC to CLEC Conversion Charge without outside dispatch | | | UEA, NTCVG | UREWO | | 75.06 | 36.41 | | | | | 20.35 | 10.54 | 13.32 | 13.32 |
| | Loop Tagging - Service Level 2 (SL2) | | | UEA, NTCVG | URETL | | 11.23 | 1.10 | | | | | | | | |
| | 4-WIRE ANALOG VOICE GRADE LOOP | | | | | | | | | | | | | | | |
| | 4-Wire Analog Voice Grade Loop - Zone 1 | | 1 | UEA, NTCVG | UEAL4 | 21.98 | 122.76 | 85.57 | 76.35 | 39.16 | | | 20.35 | 10.54 | 13.32 | 13.32 |
| | 4-Wire Analog Voice Grade Loop - Zone 2 | | 2 | UEA, NTCVG | UEAL4 | 32.93 | 122.76 | 85.57 | 76.35 | 39.16 | | | 20.35 | 10.54 | 13.32 | 13.32 |
| | 4-Wire Analog Voice Grade Loop - Zone 3 | | 3 | UEA, NTCVG | UEAL4 | 54.99 | 122.76 | 85.57 | 76.35 | 39.16 | | | 20.35 | 10.54 | 13.32 | 13.32 |
| | Switch-As-Is Conversion rate per UNE Loop, Single LSR, (per DS0) | | | UEA, NTCVG | URES L | | 23.42 | 3.30 | | | | | 20.35 | 10.54 | 13.32 | 13.32 |
| | Switch-As-Is Conversion rate per UNE Loop, Spreadsheet, (per DS0) | | | UEA, NTCVG | URES P | | 24.82 | 4.70 | | | | | | | | |
| | CLEC to CLEC Conversion Charge without outside dispatch | | | UEA, NTCVG | UREWO | | 75.06 | 36.41 | | | | | 20.35 | 10.54 | 13.32 | 13.32 |
| | 2-WIRE ISDN DIGITAL GRADE LOOP | | | | | | | | | | | | | | | |
| | 2-Wire ISDN Digital Grade Loop - Zone 1 | | 1 | UDN | U1L2X | 19.77 | 142.76 | 88.88 | 76.35 | 39.16 | | | 20.35 | 10.54 | 13.32 | 13.32 |
| | 2-Wire ISDN Digital Grade Loop - Zone 2 | | 2 | UDN | U1L2X | 29.63 | 142.76 | 88.88 | 76.35 | 39.16 | | | 20.35 | 10.54 | 13.32 | 13.32 |
| | 2-Wire ISDN Digital Grade Loop - Zone 3 | | 3 | UDN | U1L2X | 49.47 | 142.76 | 88.88 | 76.35 | 39.16 | | | 20.35 | 10.54 | 13.32 | 13.32 |
| | CLEC to CLEC Conversion Charge without outside dispatch | | | UDN | UREWO | | 91.77 | 44.22 | | | | | 20.35 | 10.54 | 13.32 | 13.32 |
| | 2-WIRE ASYMMETRICAL DIGITAL SUBSCRIBER LINE (ADSL) COMPATIBLE LOOP | | | | | | | | | | | | | | | |
| | 2 Wire Unbundled ADSL Loop including manual service inquiry & facility reservation - Zone 1 | | 1 | UAL | UAL2X | 12.30 | 156.95 | 64.54 | 89.64 | 16.93 | | | 20.35 | 10.54 | 13.32 | 13.32 |

| UNBUNDLED NETWORK ELEMENTS - Tennessee | | | | | | | | | | | | | Attachment 2 Exh A: | | | | | |
|---|---------------|---|---------|------|------------|--------|-----------|--------------------|--------|--------------------|------------------|----------------------------------|--------------------------------------|--|--|---|---|--|
| CATEGORY | RATE ELEMENTS | | Interim | Zone | BCS | USOC | RATES(\$) | | | | | Svc Order Submitted Elec per LSR | Svc Order Submitted Manually per LSR | Incremental Charge - Manual Svc Order vs. Electronic-1st | Incremental Charge - Manual Svc Order vs. Electronic-Add'l | Incremental Charge - Manual Svc Order vs. Electronic-Disc 1st | Incremental Charge - Manual Svc Order vs. Electronic-Disc Add'l | |
| | | | | | | | Rec | Nonrecurring First | Add'l | Nonrecurring First | Disconnect Add'l | | SOME C | SOMAN | OSS Rates(\$) | | | |
| | | | | | | | | | | | | | | | SOMAN | SOMAN | SOMAN | |
| | | 2 Wire Unbundled ADSL Loop including manual service inquiry & facility reservation - Zone 2 | | 2 | UAL | UAL2X | 18.43 | 156.95 | 64.54 | 89.64 | 16.93 | | | | 20.35 | 10.54 | 13.32 | |
| | | 2 Wire Unbundled ADSL Loop including manual service inquiry & facility reservation - Zone 3 | | 3 | UAL | UAL2X | 30.77 | 156.95 | 64.54 | 89.64 | 16.93 | | | | 20.35 | 10.54 | 13.32 | |
| | | 2 Wire Unbundled ADSL Loop without manual service inquiry & facility reservaton - Zone 1 | | 1 | UAL | UAL2W | 12.30 | 89.40 | 35.91 | 72.02 | 11.48 | | | | 20.35 | 10.54 | 13.32 | |
| | | 2 Wire Unbundled ADSL Loop without manual service inquiry & facility reservation - Zone 2 | | 2 | UAL | UAL2W | 18.43 | 89.40 | 35.91 | 72.02 | 11.48 | | | | 20.35 | 10.54 | 13.32 | |
| | | 2 Wire Unbundled ADSL Loop without manual service inquiry & facility reservaton - Zone 3 | | 3 | UAL | UAL2W | 30.77 | 89.40 | 35.91 | 72.02 | 11.48 | | | | 20.35 | 10.54 | 13.32 | |
| | | CLEC to CLEC Conversion Charge without outside dispatch | | | UAL | UREWO | | 31.99 | 20.02 | | | | | | 20.35 | 10.54 | 13.32 | |
| 2-WIRE HIGH BIT RATE DIGITAL SUBSCRIBER LINE (HDSL) COMPATIBLE LOOP | | | | | | | | | | | | | | | | | | |
| | | 2 Wire Unbundled HDSL Loop including manual service inquiry & facility reservation - Zone 1 | | 1 | UHL | UHL2X | 9.64 | 158.94 | 65.20 | 89.64 | 16.93 | | | | 20.35 | 10.54 | 13.32 | |
| | | 2 Wire Unbundled HDSL Loop including manual service inquiry & facility reservation - Zone 2 | | 2 | UHL | UHL2X | 14.44 | 158.94 | 65.20 | 89.64 | 16.93 | | | | 20.35 | 10.54 | 13.32 | |
| | | 2 Wire Unbundled HDSL Loop including manual service inquiry & facility reservation - Zone 3 | | 3 | UHL | UHL2X | 24.12 | 158.94 | 65.20 | 89.64 | 16.93 | | | | 20.35 | 10.54 | 13.32 | |
| | | 2 Wire Unbundled HDSL Loop without manual service inquiry and facility reservation - Zone 1 | | 1 | UHL | UHL2W | 9.64 | 89.40 | 35.91 | 72.02 | 11.48 | | | | 20.35 | 10.54 | 13.32 | |
| | | 2 Wire Unbundled HDSL Loop without manual service inquiry and facility reservation - Zone 2 | | 2 | UHL | UHL2W | 14.44 | 89.40 | 35.91 | 72.02 | 11.48 | | | | 20.35 | 10.54 | 13.32 | |
| | | 2 Wire Unbundled HDSL Loop without manual service inquiry and facility reservation - Zone 3 | | 3 | UHL | UHL2W | 24.12 | 89.40 | 35.91 | 72.02 | 11.48 | | | | 20.35 | 10.54 | 13.32 | |
| | | CLEC to CLEC Conversion Charge without outside dispatch | | | UHL | UREWO | | 31.99 | 20.02 | | | | | | 20.35 | 10.54 | 13.32 | |
| 4-WIRE HIGH BIT RATE DIGITAL SUBSCRIBER LINE (HDSL) COMPATIBLE LOOP | | | | | | | | | | | | | | | | | | |
| | | 4 Wire Unbundled HDSL Loop including manual service inquiry and facility reservation - Zone 1 | | 1 | UHL | UHL4X | 12.40 | 169.62 | 75.89 | 39.73 | 19.53 | | | | 20.35 | 10.54 | 13.32 | |
| | | 4-Wire Unbundled HDSL Loop including manual service inquiry and facility reservation - Zone 2 | | 2 | UHL | UHL4X | 18.58 | 169.62 | 75.89 | 39.73 | 19.53 | | | | 20.35 | 10.54 | 13.32 | |
| | | 4-Wire Unbundled HDSL Loop including manual service inquiry and facility reservation - Zone 3 | | 3 | UHL | UHL4X | 31.03 | 169.62 | 75.89 | 39.73 | 19.53 | | | | 20.35 | 10.54 | 13.32 | |
| | | 4-Wire Unbundled HDSL Loop without manual service inquiry and facility reservation - Zone 1 | | 1 | UHL | UHL4W | 12.40 | 100.09 | 46.60 | 75.75 | 13.97 | | | | 20.35 | 10.54 | 13.32 | |
| | | 4-Wire Unbundled HDSL Loop without manual service inquiry and facility reservation - Zone 2 | | 2 | UHL | UHL4W | 18.58 | 100.09 | 46.60 | 75.75 | 13.97 | | | | 20.35 | 10.54 | 13.32 | |
| | | 4-Wire Unbundled HDSL Loop without manual service inquiry and facility reservation - Zone 3 | | 3 | UHL | UHL4W | 31.03 | 100.09 | 46.60 | 75.75 | 13.97 | | | | 20.35 | 10.54 | 13.32 | |
| | | CLEC to CLEC Conversion Charge without outside dispatch | | | UHL | UREWO | | 31.99 | 20.02 | | | | | | 20.35 | 10.54 | 13.32 | |
| 4-WIRE DS1 DIGITAL LOOP | | | | | | | | | | | | | | | | | | |
| | | 4-Wire DS1 Digital Loop - Zone 1 | | 1 | USL, NTCD1 | USLXX | 51.38 | 313.08 | 219.72 | 96.86 | 40.45 | | | | 18.98 | 8.43 | 11.95 | |
| | | 4-Wire DS1 Digital Loop - Zone 2 | | 2 | USL, NTCD1 | USLXX | 76.98 | 313.08 | 219.72 | 96.86 | 40.45 | | | | 18.98 | 8.43 | 11.95 | |
| | | 4-Wire DS1 Digital Loop - Zone 3 | | 3 | USL, NTCD1 | USLXX | 128.54 | 313.08 | 219.72 | 96.86 | 40.45 | | | | 18.98 | 8.43 | 11.95 | |
| | | Switch-As-Is Conversion rate per UNE Loop, Single LSR, (per DS1) | | | USL, NTCD1 | URES L | | 23.42 | 3.30 | | | | | | | | | |
| | | Switch-As-Is Conversion rate per UNE Loop, Spreadsheet, (per DS1) | | | USL, NTCD1 | URES P | | 24.82 | 4.70 | | | | | | | | | |
| | | CLEC to CLEC Conversion Charge without outside dispatch | | | USL, NTCD1 | UREWO | | 130.47 | 40.11 | | | | | | 20.35 | 10.54 | 13.32 | |
| 4-WIRE 19.2, 56 OR 64 KBPS DIGITAL GRADE LOOP | | | | | | | | | | | | | | | | | | |
| | | 4 Wire Unbundled Digital Loop 2.4 Kbps | | 1 | UDL, NTCUD | UDL2X | 27.68 | 207.01 | 141.38 | 90.70 | 44.18 | | | | | | | |
| | | 4 Wire Unbundled Digital Loop 2.4 Kbps | | 2 | UDL, NTCUD | UDL2X | 41.47 | 207.01 | 141.38 | 90.70 | 44.18 | | | | | | | |
| | | 4 Wire Unbundled Digital Loop 2.4 Kbps | | 3 | UDL, NTCUD | UDL2X | 69.24 | 207.01 | 141.38 | 90.70 | 44.18 | | | | | | | |
| | | 4 Wire Unbundled Digital Loop 4.8 Kbps | | 1 | UDL, NTCUD | UDL4X | 27.68 | 207.01 | 141.38 | 90.70 | 44.18 | | | | | | | |
| | | 4 Wire Unbundled Digital Loop 4.8 Kbps | | 2 | UDL, NTCUD | UDL4X | 41.47 | 207.01 | 141.38 | 90.70 | 44.18 | | | | | | | |
| | | 4 Wire Unbundled Digital Loop 4.8 Kbps | | 3 | UDL, NTCUD | UDL4X | 69.24 | 207.01 | 141.38 | 90.70 | 44.18 | | | | | | | |
| | | 4 Wire Unbundled Digital Loop 9.6 Kbps | | 1 | UDL, NTCUD | UDL9X | 27.68 | 207.01 | 141.38 | 90.70 | 44.18 | | | | | | | |
| | | 5 Wire Unbundled Digital Loop 9.6 Kbps | | 2 | UDL, NTCUD | UDL9X | 41.47 | 207.01 | 141.38 | 90.70 | 44.18 | | | | | | | |
| | | 6 Wire Unbundled Digital Loop 9.6 Kbps | | 3 | UDL, NTCUD | UDL9X | 69.24 | 207.01 | 141.38 | 90.70 | 44.18 | | | | | | | |
| | | 4 Wire Unbundled Digital 19.2 Kbps | | 1 | UDL, NTCUD | UDL19 | 27.68 | 207.01 | 141.38 | 90.70 | 44.18 | | | | 20.35 | 10.54 | 13.32 | |

| UNBUNDLED NETWORK ELEMENTS - Tennessee | | | | | | | | | | | | | Attachment 2 Exh A: | | | | | |
|--|--|--|---------|------|--|-------|-----------|--------------------|--------|--------------------|------------------|----------------------------------|--------------------------------------|--|--|---|---|--|
| CATEGORY | | RATE ELEMENTS | Interim | Zone | BCS | USOC | RATES(\$) | | | | | Svc Order Submitted Elec per LSR | Svc Order Submitted Manually per LSR | Incremental Charge - Manual Svc Order vs. Electronic-1st | Incremental Charge - Manual Svc Order vs. Electronic-Add'l | Incremental Charge - Manual Svc Order vs. Electronic-Disc 1st | Incremental Charge - Manual Svc Order vs. Electronic-Disc Add'l | |
| | | | | | | | Rec | Nonrecurring First | Add'l | Nonrecurring First | Disconnect Add'l | | | | | | | |
| | | | | | | | | | | | | | OSS Rates(\$) | | | | | |
| | | | | | | | | | | | SOME | SOMAN | SOMAN | SOMAN | SOMAN | SOMAN | SOMAN | |
| | | 4 Wire Unbundled Digital 19.2 Kbps | | 2 | UDL, NTCUD | UDL19 | 41.47 | 207.01 | 141.38 | 90.70 | 44.18 | | | 20.35 | 10.54 | 13.32 | 13.32 | |
| | | 4 Wire Unbundled Digital 19.2 Kbps | | 3 | UDL, NTCUD | UDL19 | 69.24 | 207.01 | 141.38 | 90.70 | 44.18 | | | 20.35 | 10.54 | 13.32 | 13.32 | |
| | | 4 Wire Unbundled Digital Loop 56 Kbps - Zone 1 | | 1 | UDL, NTCUD | UDL56 | 27.68 | 207.01 | 141.38 | 90.70 | 44.18 | | | 20.35 | 10.54 | 13.32 | 13.32 | |
| | | 4 Wire Unbundled Digital Loop 56 Kbps - Zone 2 | | 2 | UDL, NTCUD | UDL56 | 41.47 | 207.01 | 141.38 | 90.70 | 44.18 | | | 20.35 | 10.54 | 13.32 | 13.32 | |
| | | 4 Wire Unbundled Digital Loop 56 Kbps - Zone 3 | | 3 | UDL, NTCUD | UDL56 | 69.24 | 207.01 | 141.38 | 90.70 | 44.18 | | | 20.35 | 10.54 | 13.32 | 13.32 | |
| | | 4 Wire Unbundled Digital Loop 64 Kbps - Zone 1 | | 1 | UDL, NTCUD | UDL64 | 27.68 | 207.01 | 141.38 | 90.70 | 44.18 | | | 20.35 | 10.54 | 13.32 | 13.32 | |
| | | 4 Wire Unbundled Digital Loop 64 Kbps - Zone 2 | | 2 | UDL, NTCUD | UDL64 | 41.47 | 207.01 | 141.38 | 90.70 | 44.18 | | | 20.35 | 10.54 | 13.32 | 13.32 | |
| | | 4 Wire Unbundled Digital Loop 64 Kbps - Zone 3 | | 3 | UDL, NTCUD | UDL64 | 69.24 | 207.01 | 141.38 | 90.70 | 44.18 | | | 20.35 | 10.54 | 13.32 | 13.32 | |
| | | Switch-As-Is Conversion rate per UNE Loop, Single LSR, (per DS0) | | | UDL, NTCUD | URES | | 23.42 | 3.30 | | | | | 20.35 | 10.54 | 13.32 | 13.32 | |
| | | Switch-As-Is Conversion rate per UNE Loop, Spreadsheet, (per DS0) | | | UDL, NTCUD | URESP | | 24.82 | 4.70 | | | | | | | | | |
| | | CLEC to CLEC Conversion Charge without outside dispatch | | | UDL, NTCUD | UREWO | | 102.28 | 49.82 | | | | | 20.35 | 10.54 | 13.32 | 13.32 | |
| 2-WIRE Unbundled COPPER LOOP | | | | | | | | | | | | | | | | | | |
| | | 2-Wire Unbundled Copper Loop-Designed including manual service inquiry & facility reservation - Zone 1 | | 1 | UCL | UCLPB | 11.74 | 31.99 | 20.02 | 10.65 | 1.41 | | | 20.35 | 10.54 | 13.32 | 13.32 | |
| | | 2-Wire Unbundled Copper Loop-Designed including manual service inquiry & facility reservation - Zone 2 | | 2 | UCL | UCLPB | 17.59 | 31.99 | 20.02 | 10.65 | 1.41 | | | 20.35 | 10.54 | 13.32 | 13.32 | |
| | | 2 Wire Unbundled Copper Loop-Designed including manual service inquiry & facility reservation - Zone 3 | | 3 | UCL | UCLPB | 29.37 | 31.99 | 20.02 | 10.65 | 1.41 | | | 20.35 | 10.54 | 13.32 | 13.32 | |
| | | 2-Wire Unbundled Copper Loop-Designed without manual service inquiry and facility reservation - Zone 1 | | 1 | UCL | UCLPW | 11.74 | 31.99 | 20.02 | 10.65 | 1.41 | | | 20.35 | 10.54 | 13.32 | 13.32 | |
| | | 2-Wire Unbundled Copper Loop-Designed without manual service inquiry and facility reservation - Zone 2 | | 2 | UCL | UCLPW | 17.59 | 31.99 | 20.02 | 10.65 | 1.41 | | | 20.35 | 10.54 | 13.32 | 13.32 | |
| | | 2-Wire Unbundled Copper Loop-Designed without manual service inquiry and facility reservation - Zone 3 | | 3 | UCL | UCLPW | 29.37 | 31.99 | 20.02 | 10.65 | 1.41 | | | 20.35 | 10.54 | 13.32 | 13.32 | |
| | | CLEC to CLEC Conversion Charge without outside dispatch (UCL-Des) | | | UCL | UREWO | | 31.99 | 20.02 | | | | | 20.35 | 10.54 | 13.32 | 13.32 | |
| 4-WIRE COPPER LOOP | | | | | | | | | | | | | | | | | | |
| | | 4-Wire Copper Loop-Designed including manual service inquiry and facility reservation - Zone 1 | | 1 | UCL | UCL4S | 21.98 | 122.76 | 85.57 | 76.35 | 39.16 | | | 20.35 | 10.54 | 13.32 | 13.32 | |
| | | 4-Wire Copper Loop-Designed including manual service inquiry and facility reservation - Zone 2 | | 2 | UCL | UCL4S | 32.93 | 122.76 | 85.57 | 76.35 | 39.16 | | | 20.35 | 10.54 | 13.32 | 13.32 | |
| | | 4-Wire Copper Loop-Designed including manual service inquiry and facility reservation - Zone 3 | | 3 | UCL | UCL4S | 54.99 | 122.76 | 85.57 | 76.35 | 39.16 | | | 20.35 | 10.54 | 13.32 | 13.32 | |
| | | 4-Wire Copper Loop-Designed without manual service inquiry and facility reservation - Zone 1 | | 1 | UCL | UCL4W | 21.98 | 122.76 | 85.57 | 76.35 | 39.16 | | | 20.35 | 10.54 | 13.32 | 13.32 | |
| | | 4-Wire Copper Loop-Designed without manual service inquiry and facility reservation - Zone 2 | | 2 | UCL | UCL4W | 32.93 | 122.76 | 85.57 | 76.35 | 39.16 | | | 20.35 | 10.54 | 13.32 | 13.32 | |
| | | 4-Wire Copper Loop-Designed without manual service inquiry and facility reservation - Zone 3 | | 3 | UCL | UCL4W | 54.99 | 122.76 | 85.57 | 76.35 | 39.16 | | | 20.35 | 10.54 | 13.32 | 13.32 | |
| | | CLEC to CLEC Conversion Charge without outside dispatch (UCL-Des) | | | UCL | UREWO | | 31.99 | 20.02 | | | | | 20.35 | 10.54 | 13.32 | 13.32 | |
| | | Order Coordination for Unbundled Copper Loops (per loop) | | | UCL | UCLMC | | 36.52 | 36.52 | | | | | | | | | |
| | | Order Coordination for Specified Conversion Time (per LSR) | | | UEA, UDN, UAL, UHL, UDL, NTCVG, NTCUD, USL, NTCDD1 | OCOSL | | 34.29 | | | | | | | | | | |
| Rearrangements | | | | | | | | | | | | | | | | | | |
| | | EEL to UNE-L Retermination, per 2 Wire Unbundled Voice Loop-SL2 | | | UEA | UREEL | | 75.06 | 36.41 | | | | | | | | | |
| | | EEL to UNE-L Retermination, per 4 Wire Unbundled Voice Loop | | | UEA | UREEL | | 75.06 | 36.41 | | | | | | | | | |
| | | EEL to UNE-L Retermination, per 2 Wire ISDN Loop | | | UDN | UREEL | | 91.77 | 44.22 | | | | | | | | | |
| | | EEL to UNE-L Retermination, per 4 Wire Unbundled Digital Loop | | | UDL | UREEL | | 102.28 | 49.82 | | | | | | | | | |
| | | EEL to UNE-L Retermination, per 4 Wire Unbundled DS1 Loop | | | USL | UREEL | | 130.47 | 40.11 | | | | | | | | | |
| LOOP MODIFICATION | | | | | | | | | | | | | | | | | | |
| | | Service Order charges will only apply once per Loop | | | | | | | | | | | | | | | | |

| UNBUNDLED NETWORK ELEMENTS - Tennessee | | | | | | | | | | | Attachment 2 Exh A: | | | | | | |
|--|-----------------------|---|---------|------|---|-------|-----------|--------------------|--------|-------------------------------|----------------------------------|--------------------------------------|--|--|---|---|-------|
| CATEGORY | RATE ELEMENTS | | Interim | Zone | BCS | USOC | RATES(\$) | | | | Svc Order Submitted Elec per LSR | Svc Order Submitted Manually per LSR | Incremental Charge - Manual Svc Order vs. Electronic-1st | Incremental Charge - Manual Svc Order vs. Electronic-Add'l | Incremental Charge - Manual Svc Order vs. Electronic-Disc 1st | Incremental Charge - Manual Svc Order vs. Electronic-Disc Add'l | |
| | | | | | | | Rec | Nonrecurring First | Add'l | Nonrecurring Disconnect First | Add'l | SOMEc | SOMAN | OSS Rates(\$) | | | |
| | | | | | | | | | | | | | | SOMAN | SOMAN | SOMAN | |
| | | Unbundled Loop Modification, Removal of Load Coils - 2 Wire pair less than or equal to 18k ft, per Unbundled Loop | | | UAL, UHL, UCL, UEQ, ULS, UEA, UEANL, UEPSR, UEPSB | ULM2L | | 65.40 | 65.40 | | | | | | | | |
| | | Unbundled Loop Modification Removal of Load Coils - 4 Wire less than or equal to 18K ft, per Unbundled Loop | | | UHL, UCL, UEA | ULM4L | | 65.40 | 65.40 | | | | | | | | |
| | | Unbundled Loop Modification Removal of Bridged Tap Removal, per unbundled loop | | | UAL, UHL, UCL, UEQ, ULS, UEA, UEANL, UEPSR, UEPSB | ULMBT | | 65.44 | 65.44 | | | | | | | | |
| SUB-LOOPS | | | | | | | | | | | | | | | | | |
| | Sub-Loop Distribution | | | | | | | | | | | | | | | | |
| | | Sub-Loop - Per Cross Box Location - CLEC Feeder Facility Set-Up | | | UEANL, UEF | USBSA | | 517.25 | 517.25 | | | | | 20.35 | 10.54 | 13.32 | 13.32 |
| | | Sub-Loop - Per Cross Box Location - Per 25 Pair Panel Set-Up | | | UEANL, UEF | USBSB | | 42.68 | 42.68 | | | | | 20.35 | 10.54 | 13.32 | 13.32 |
| | | Sub-Loop - Per Building Equipment Room - CLEC Feeder Facility Set-Up | | | UEANL | USBSC | | 313.01 | 313.01 | | | | | 20.35 | 10.54 | 13.32 | 13.32 |
| | | Sub-Loop - Per Building Equipment Room - Per 25 Pair Panel Set-Up | | | UEANL | USBSD | | 108.06 | 108.06 | | | | | 20.35 | 10.54 | 13.32 | 13.32 |
| | | Sub-Loop Distribution Per 2-Wire Analog Voice Grade Loop - Statewide | | | UEANL | USBN2 | 10.02 | 148.84 | 112.34 | 73.14 | 36.65 | | | 20.35 | 10.54 | 13.32 | 13.32 |
| | | Order Coordination for Unbundled Sub-Loops, per sub-loop pair | | | UEANL | USBMC | | 34.29 | 34.29 | | | | | | | | |
| | | Sub-Loop Distribution Per 4-Wire Analog Voice Grade Loop - Zone 1 | | 1 | UEANL | USBN4 | 6.54 | 106.85 | 51.20 | 74.08 | 11.55 | | | 20.35 | 10.54 | 13.32 | 13.32 |
| | | Sub-Loop Distribution Per 4-Wire Analog Voice Grade Loop - Zone 2 | | 2 | UEANL | USBN4 | 9.80 | 106.85 | 51.20 | 74.08 | 11.55 | | | 20.35 | 10.54 | 13.32 | 13.32 |
| | | Sub-Loop Distribution Per 4-Wire Analog Voice Grade Loop - Zone 3 | | 3 | UEANL | USBN4 | 16.36 | 106.85 | 51.20 | 74.08 | 11.55 | | | 20.35 | 10.54 | 13.32 | 13.32 |
| | | Order Coordination for Unbundled Sub-Loops, per sub-loop pair | | | UEANL | USBMC | | 34.29 | 34.29 | | | | | | | | |
| | | Sub-Loop 2-Wire Intrabuilding Network Cable (INC) | | | UEANL | USBR2 | 1.35 | 94.56 | 29.35 | | | | | 20.35 | 10.54 | 13.32 | 13.32 |
| | | Order Coordination for Unbundled Sub-Loops, per sub-loop pair | | | UEANL | USBMC | | 34.29 | 34.29 | | | | | | | | |
| | | Sub-Loop 4-Wire Intrabuilding Network Cable (INC) | | | UEANL | USBR4 | 2.26 | 116.14 | 37.10 | | | | | 20.35 | 10.54 | 13.32 | 13.32 |
| | | Order Coordination for Unbundled Sub-Loops, per sub-loop pair | | | UEANL | USBMC | | 34.29 | 34.29 | | | | | | | | |
| | | Loop Testing - Basic 1st Half Hour | | | UEANL | URET1 | | 57.67 | 0.00 | | | | | | | | |
| | | Loop Testing - Basic Additional Half Hour | | | UEANL | URETA | | 37.44 | 37.44 | | | | | | | | |
| | | 2 Wire Copper Unbundled Sub-Loop Distribution - Zone 1 | | 1 | UEF | UCS2X | 4.67 | 81.40 | 25.75 | 70.82 | 9.55 | | | 20.35 | 10.54 | 13.32 | 13.32 |
| | | 2 Wire Copper Unbundled Sub-Loop Distribution - Zone 2 | | 2 | UEF | UCS2X | 6.99 | 81.40 | 25.75 | 70.82 | 9.55 | | | 20.35 | 10.54 | 13.32 | 13.32 |
| | | 2 Wire Copper Unbundled Sub-Loop Distribution - Zone 3 | | 3 | UEF | UCS2X | 11.67 | 81.40 | 25.75 | 70.82 | 9.55 | | | 20.35 | 10.54 | 13.32 | 13.32 |
| | | Order Coordination for Unbundled Sub-Loops, per sub-loop pair | | | UEF | USBMC | | 34.29 | 34.29 | | | | | | | | |
| | | 4 Wire Copper Unbundled Sub-Loop Distribution - Zone 1 | | 1 | UEF | UCS4X | 5.85 | 81.74 | 26.08 | 74.08 | 11.55 | | | 20.35 | 10.54 | 13.32 | 13.32 |
| | | 4 Wire Copper Unbundled Sub-Loop Distribution - Zone 2 | | 2 | UEF | UCS4X | 8.76 | 81.74 | 26.08 | 74.08 | 11.55 | | | 20.35 | 10.54 | 13.32 | 13.32 |
| | | 4 Wire Copper Unbundled Sub-Loop Distribution - Zone 3 | | 3 | UEF | UCS4X | 14.63 | 81.74 | 26.08 | 74.08 | 11.55 | | | 20.35 | 10.54 | 13.32 | 13.32 |
| | | Order Coordination for Unbundled Sub-Loops, per sub-loop pair | | | UEF | USBMC | | 34.29 | 34.29 | | | | | | | | |
| | | Loop Tagging Service Level 1, Unbundled Copper Loop, Non-Designed and Distribution Subloops | | | UEF, UEANL | URETL | | 8.95 | 0.88 | | | | | | | | |
| | | Loop Testing - Basic 1st Half Hour | | | UEF | URET1 | | 57.67 | 0.00 | | | | | | | | |
| | | Loop Testing - Basic Additional Half Hour | | | UEF | URETA | | 37.44 | 37.44 | | | | | | | | |
| Unbundled Sub-Loop Modification | | | | | | | | | | | | | | | | | |
| | | Unbundled Sub-Loop Modification - 2-W Copper Dist Load Coil/Equip Removal per 2-W PR | | | UEF | ULM2X | | 335.36 | 7.82 | | | | | | | | |
| | | Unbundled Sub-loop Modification - 4-W Copper Dist Load Coil/Equip Removal per 4-W PR | | | UEF | ULM4X | | 335.36 | 7.82 | | | | | | | | |

| UNBUNDLED NETWORK ELEMENTS - Tennessee | | | | | | | | | | | Attachment 2 Exh A: | | | | | |
|--|---------------|--|---------|------|--|-------|-----------|--------------------|-------|-------------------------------|----------------------------------|--------------------------------------|--|--|---|---|
| CATEGORY | RATE ELEMENTS | | Interim | Zone | BCS | USOC | RATES(\$) | | | | Svc Order Submitted Elec per LSR | Svc Order Submitted Manually per LSR | Incremental Charge - Manual Svc Order vs. Electronic-1st | Incremental Charge - Manual Svc Order vs. Electronic-Add'l | Incremental Charge - Manual Svc Order vs. Electronic-Disc 1st | Incremental Charge - Manual Svc Order vs. Electronic-Disc Add'l |
| | | | | | | | Rec | Nonrecurring First | Add'l | Nonrecurring Disconnect First | Add'l | SOMEc | SOMAN | OSS Rates(\$) | | |
| | | | | | | | | | | | | | | SOMAN | SOMAN | SOMAN |
| | | Unbundled Loop Modification, Removal of Bridge Tap, per unbundled loop | | | UEF | ULMBT | | 528.48 | 9.74 | | | | | | | |
| | | Unbundled Network Terminating Wire (UNTW) | | | | | | | | | | | | | | |
| | | Unbundled Network Terminating Wire (UNTW) per Pair | | | UENTW | UENPP | 0.4555 | 2.48 | 2.48 | 0.5814 | 0.5814 | | | 20.35 | 10.54 | 13.32 |
| | | Network Interface Device (NID) | | | | | | | | | | | | | | |
| | | Network Interface Device (NID) - 1-2 lines | | | UENTW | UND12 | | 63.46 | 31.06 | 0.6391 | 0.6391 | | | 20.35 | 10.54 | 13.32 |
| | | Network Interface Device (NID) - 1-6 lines | | | UENTW | UND16 | | 63.46 | 31.06 | 0.6522 | 0.6522 | | | 20.35 | 10.54 | 13.32 |
| | | Network Interface Device Cross Connect - 2 W | | | UENTW | UNDC2 | | 8.75 | 8.75 | | | | | 20.35 | 10.54 | 13.32 |
| | | Network Interface Device Cross Connect - 4W | | | UENTW | UNDC4 | | 8.75 | 8.75 | | | | | 20.35 | 10.54 | 13.32 |
| | | UNE OTHER, PROVISIONING ONLY - NO RATE | | | | | | | | | | | | | | |
| | | | | | UAL, UCL, UDC, UDL, UDN, UEA, UHL, UEANL, UEF, UEQ, UENTW, NTCVG, NTCUD, NTCDD1, USL | UNECN | 0.00 | 0.00 | | | | | | | | |
| | | Unbundled Contact Name, Provisioning Only - no rate | | | | | | | | | | | | | | |
| | | Unbundled DS1 Loop - Superframe Format Option - no rate | | | USL, NTCDD1 | CCOSF | 0.00 | 0.00 | | | | | | | | |
| | | Unbundled DS1 Loop - Expanded Superframe Format option - no rate | | | USL, NTCDD1 | CCOEF | 0.00 | 0.00 | | | | | | | | |
| | | NID - Dispatch and Service Order for NID installation | | | UENTW | UNDBX | 0.00 | 0.00 | | | | | | | | |
| | | UNTW Circuit Establishment, Provisioning Only - No Rate | | | UENTW | UENCE | 0.00 | 0.00 | | | | | | | | |
| | | LOOP MAKE-UP | | | | | | | | | | | | | | |
| | | Loop Makeup - Preordering Without Reservation, per working or spare facility queried (Manual). | | | UMK | UMKLW | | 0.76 | 0.76 | | | | | 20.35 | 10.54 | 13.32 |
| | | Loop Makeup - Preordering With Reservation, per spare facility queried (Manual). | | | UMK | UMKLP | | 0.76 | 0.76 | | | | | 20.35 | 10.54 | 13.32 |
| | | Loop Makeup--With or Without Reservation, per working or spare facility queried (Mechanized) | | | UMK | UMKMQ | | 0.76 | 0.76 | | | | | 20.35 | 10.54 | 13.32 |
| | | LINE SPLITTING | | | | | | | | | | | | | | |
| | | END USER ORDERING-CENTRAL OFFICE BASED | | | | | | | | | | | | | | |
| | | Line Splitting - per line activation DLEC owned splitter | | | UEPSR UEPSB | UREOS | 0.61 | | | | | | | | | |
| | | Line Splitting - per line activation BST owned - physical | | | UEPSR UEPSB | UREBP | 0.61 | 48.96 | 21.39 | 35.06 | 10.79 | | | 20.35 | 10.54 | 13.32 |
| | | Line Splitting - per line activation BST owned - virtual | | | UEPSR UEPSB | UREBV | 0.61 | 48.96 | 21.39 | 35.06 | 10.79 | | | 20.35 | 10.54 | 13.32 |
| | | UNBUNDLED EXCHANGE ACCESS LOOP | | | | | | | | | | | | | | |
| | | 2-WIRE ANALOG VOICE GRADE LOOP | | | | | | | | | | | | | | |
| | | 2 Wire Analog Voice Grade Loop-Service Level 1-Line Splitting-Zone 1 | | 1 | UEPSR UEPSB | UEALS | 11.74 | 31.99 | 20.02 | 10.65 | 1.41 | | | 20.35 | 10.54 | 13.32 |
| | | 2 Wire Analog Voice Grade Loop-Service Level 1-Line Splitting-Zone 1 | | 1 | UEPSR UEPSB | UEABS | 11.74 | 31.99 | 20.02 | 10.65 | 1.41 | | | 20.35 | 10.54 | 13.32 |
| | | 2 Wire Analog Voice Grade Loop- Service Level 1-Line Splitting-Zone 2 | | 2 | UEPSR UEPSB | UEALS | 17.59 | 31.99 | 20.02 | 10.65 | 1.41 | | | 20.35 | 10.54 | 13.32 |
| | | 2 Wire Analog Voice Grade Loop- Service Level 1-Line Splitting-Zone 2 | | 2 | UEPSR UEPSB | UEABS | 17.59 | 31.99 | 20.02 | 10.65 | 1.41 | | | 20.35 | 10.54 | 13.32 |
| | | 2 Wire Analog Voice Grade Loop-Service Level 1-Line Splitting-Zone 3 | | 3 | UEPSR UEPSB | UEALS | 29.37 | 31.99 | 20.02 | 10.65 | 1.41 | | | 20.35 | 10.54 | 13.32 |
| | | 2 Wire Analog Voice Grade Loop-Service Level 1-Line Splitting-Zone 3 | | 3 | UEPSR UEPSB | UEABS | 29.37 | 31.99 | 20.02 | 10.65 | 1.41 | | | 20.35 | 10.54 | 13.32 |
| | | PHYSICAL COLLOCATION | | | | | | | | | | | | | | |
| | | Physical Collocation-2 Wire Cross Connects (Loop) for Line Splitting | | | UEPSR UEPSB | PE1LS | 0.0475 | 11.62 | 9.90 | 10.38 | 8.66 | | | 0.00 | 0.00 | 0.00 |
| | | VIRTUAL COLLOCATION | | | | | | | | | | | | | | |
| | | Virtual Collocation-2 Wire Cross Connects (Loop) for Line Splitting | | | UEPSR UEPSB | VE1LS | 0.57 | 11.62 | 9.90 | 10.38 | 8.66 | | | 2.07 | 2.81 | 0.67 |
| | | UNBUNDLED DEDICATED TRANSPORT | | | | | | | | | | | | | | |
| | | INTEROFFICE CHANNEL - DEDICATED TRANSPORT - Stand Alone | | | | | | | | | | | | | | |
| | | Interoffice Channel - 2-Wire Voice Grade - per mile | | | U1TVX | 1L5XX | 0.0054 | | | | | | | | | |
| | | Interoffice Channel - 2-Wire Voice Grade - Facility Termination | | | U1TVX | U1TV2 | | 55.39 | 17.37 | 27.96 | 3.51 | | | 20.35 | 21.09 | 9.80 |
| | | Interoffice Channel - 2-Wire Voice Grade Rev Bat. - per mile | | | U1TVX | 1L5XX | 0.0054 | | | | | | | | | 10.54 |

| UNBUNDLED NETWORK ELEMENTS - Tennessee | | | | | | | | | | | | | | Attachment 2 Exh A: | | | |
|--|---------------|-------------|------|-----|------|-----------|-----------------------|-------|----------------------------------|-------|---|---|--|--|---|---|--------|
| CATEGORY | RATE ELEMENTS | Interi m | Zone | BCS | USOC | RATES(\$) | | | | | Svc Order Submitted Elec per LSR | Svc Order Submitted Manually per LSR | Incremental Charge - Manual Svc Order vs. Electronic- 1st | Incremental Charge - Manual Svc Order vs. Electronic- Add'l | Incremental Charge - Manual Svc Order vs. Electronic- Disc 1st | Incremental Charge - Manual Svc Order vs. Electronic- Disc Add'l | |
| | | | | | | Rec | Nonrecurring First | Add'l | Nonrecurring Disconnect First | Add'l | | | | | | | SOME C |
| | | | | | | | | | | | | | | | | | |
| | | | | | | | | | | | | | | | | | |
| | | | | | | | | | | | | | | | | | |
| | | | | | | | | | | | | | | | | | |
| | | | | | | | | | | | | | | | | | |
| | | | | | | | | | | | | | | | | | |
| | | | | | | | | | | | | | | | | | |
| | | | | | | | | | | | | | | | | | |
| | | | | | | | | | | | | | | | | | |
| | | | | | | | | | | | | | | | | | |
| | | | | | | | | | | | | | | | | | |
| | | | | | | | | | | | | | | | | | |
| | | | | | | | | | | | | | | | | | |
| | | | | | | | | | | | | | | | | | |
| | | | | | | | | | | | | | | | | | |
| | | | | | | | | | | | | | | | | | |
| | | | | | | | | | | | | | | | | | |
| | | | | | | | | | | | | | | | | | |
| | | | | | | | | | | | | | | | | | |
| | | | | | | | | | | | | | | | | | |
| | | | | | | | | | | | | | | | | | |
| | | | | | | | | | | | | | | | | | |
| | | | | | | | | | | | | | | | | | |
| | | | | | | | | | | | | | | | | | |
| | | | | | | | | | | | | | | | | | |
| | | | | | | | | | | | | | | | | | |
| | | | | | | | | | | | | | | | | | |
| | | | | | | | | | | | | | | | | | |
| | | | | | | | | | | | | | | | | | |
| | | | | | | | | | | | | | | | | | |
| | | | | | | | | | | | | | | | | | |
| | | | | | | | | | | | | | | | | | |
| | | | | | | | | | | | | | | | | | |
| | | | | | | | | | | | | | | | | | |
| | | | | | | | | | | | | | | | | | |
| | | | | | | | | | | | | | | | | | |
| | | | | | | | | | | | | | | | | | |
| | | | | | | | | | | | | | | | | | |
| | | | | | | | | | | | | | | | | | |
| | | | | | | | | | | | | | | | | | |
| | | | | | | | | | | | | | | | | | |
| | | | | | | | | | | | | | | | | | |
| | | | | | | | | | | | | | | | | | |
| | | | | | | | | | | | | | | | | | |
| | | | | | | | | | | | | | | | | | |
| | | | | | | | | | | | | | | | | | |
| | | | | | | | | | | | | | | | | | |
| | | | | | | | | | | | | | | | | | |
| | | | | | | | | | | | | | | | | | |
| | | | | | | | | | | | | | | | | | |
| | | | | | | | | | | | | | | | | | |
| | | | | | | | | | | | | | | | | | |
| | | | | | | | | | | | | | | | | | |
| | | | | | | | | | | | | | | | | | |
| | | | | | | | | | | | | | | | | | |
| | | | | | | | | | | | | | | | | | |
| | | | | | | | | | | | | | | | | | |
| | | | | | | | | | | | | | | | | | |
| | | | | | | | | | | | | | | | | | |
| | | | | | | | | | | | | | | | | | |
| | | | | | | | | | | | | | | | | | |
| | | | | | | | | | | | | | | | | | |
| | | | | | | | | | | | | | | | | | |
| | | | | | | | | | | | | | | | | | |
| | | | | | | | | | | | | | | | | | |
| | | | | | | | | | | | | | | | | | |
| | | | | | | | | | | | | | | | | | |
| | | | | | | | | | | | | | | | | | |
| | | | | | | | | | | | | | | | | | |
| | | | | | | </ | | | | | | | | | | | |

| UNBUNDLED NETWORK ELEMENTS - Tennessee | | | | | | | | | | | | Attachment 2 Exh A: | | | | | |
|---|--------------------------------|---|-------------|------|--|-------|-----------|-----------------------|--------|----------------------------------|---|---|--|--|---|---|-------|
| CATEGORY | | RATE ELEMENTS | Interi m | Zone | BCS | USOC | RATES(\$) | | | | Svc Order Submitted Elec per LSR | Svc Order Submitted Manually per LSR | Incremental Charge - Manual Svc Order vs. Electronic- 1st | Incremental Charge - Manual Svc Order vs. Electronic- Add'l | Incremental Charge - Manual Svc Order vs. Electronic- Disc 1st | Incremental Charge - Manual Svc Order vs. Electronic- Disc Add'l | |
| | | | | | | | Rec | Nonrecurring First | Add'l | Nonrecurring Disconnect First | Add'l | SOMEc | SOMAN | OSS Rates(\$) | | SOMAN | SOMAN |
| | | Interoffice Channel in combination - 4-wire 64 kbps - per mile | | | UNCDX | 1L5XX | 0.0174 | | | | | | | | | | |
| | | Interoffice Channel in combination - 4-wire 64 kbps - Facility Termination | | | UNCDX | U1TD6 | 17.98 | 79.83 | 44.08 | 69.32 | 31.00 | | | 20.35 | 21.09 | 9.80 | 10.54 |
| | | Interoffice Channel in combination - DS1 - per mile | | | UNC1X | 1L5XX | 0.3562 | | | | | | | | | | |
| | | Interoffice Channel in combination - DS1 Facility Termination | | | UNC1X | U1TF1 | 77.86 | 171.24 | 113.12 | 70.07 | 30.90 | | | 20.35 | 21.09 | 9.80 | 10.54 |
| | | Interoffice Channel in combination - DS3 - per mile | | | UNC3X | 1L5XX | 2.34 | | | | | | | | | | |
| | | Interoffice Channel in combination - DS3 - Facility Termination | | | UNC3X | U1TF3 | 848.99 | 482.01 | 153.81 | 64.43 | 35.43 | | | 36.84 | 36.84 | 19.01 | 19.01 |
| | | Interoffice Channel in combination - STS-1 - per mile | | | UNC3X | 1L5XX | 2.34 | | | | | | | | | | |
| | | Interoffice Channel in combination - STS-1 Facility Termination | | | UNC3X | U1TFS | 849.30 | 482.01 | 153.81 | 64.43 | 35.43 | | | 36.84 | 36.84 | 19.01 | 19.01 |
| ADDITIONAL NETWORK ELEMENTS | | | | | | | | | | | | | | | | | |
| | Optional Features & Functions: | | | | | | | | | | | | | | | | |
| | | Clear Channel Capability Extended Frame Option - per DS1 | I | | U1TD1, ULDD1,UNC1X | CCOEF | | 0.00 | 0.00 | 0.00 | 0.00 | | | | | | |
| | | Clear Channel Capability Super FrameOption - per DS1 | i | | U1TD1, ULDD1,UNC1X | CCOSF | | 0.00 | 0.00 | 0.00 | 0.00 | | | | | | |
| | | Clear Channel Capability (SF/ESF) Option - Subsequent Activity - per DS1 | I | | ULDD1, U1TD1, UNC1X, USL | NRCCC | | 185.16 | 23.86 | 2.03 | 0.79 | | | | | | |
| | | C-bit Parity Option - Subsequent Activity - per DS3 | i | | U1TD3, ULDD3, UE3, UNC3X | NRCC3 | | 219.46 | 7.68 | 0.7637 | | | | | | | |
| | | DS1/DS0 Channel System | | | UNC1X | MQ1 | 80.77 | 105.76 | 14.48 | 3.04 | 2.74 | | | | | | |
| | | DS3/DS1Channel System | | | UNC3X, UNC3X | MQ3 | 222.98 | 156.02 | 49.41 | 17.12 | 6.77 | | | 20.35 | 9.80 | 11.49 | 1.18 |
| | | Voice Grade COCI in combination | | | UNCVX | 1D1VG | 0.91 | 5.70 | 4.42 | | | | | | | | |
| | | Voice Grade COCI - for Stand Alone Local Loop | | | UEA | 1D1VG | 0.91 | 5.70 | 4.42 | | | | | | | | |
| | | Voice Grade COCI - for connection to a channelized DS1 Local Channel in the same SWC as collocation | | | U1TUC | 1D1VG | 0.91 | 5.70 | 4.42 | | | | | | | | |
| | | OCU-DP COCI (2.4-64kbs) in combination | | | UNCDX | 1D1DD | 1.82 | 5.70 | 4.42 | | | | | 20.35 | 9.80 | 11.49 | 1.18 |
| | | OCU-DP COCI (2.4-64kbs) - for Stand Alone Local Loop | | | UDL | 1D1DD | 1.82 | 5.70 | 4.42 | | | | | | | | |
| | | OCU-DP COCI (2.4-64kbs) - for connection to a channelized DS1 Local Channel in the same SWC as collocation | | | U1TUD | 1D1DD | 1.82 | 5.70 | 4.42 | | | | | | | | |
| | | 2-wire ISDN COCI (BRITE) in combination | | | UNCNX | UC1CA | 17.58 | 5.70 | 4.42 | | | | | 20.35 | 9.80 | 11.49 | 1.18 |
| | | 2-wire ISDN COCI (BRITE) - for a Local Loop | | | UDN | UC1CA | 17.58 | 5.70 | 4.42 | | | | | | | | |
| | | 2-wire ISDN COCI (BRITE) - for connection to a channelized DS1 Local Channel in the same SWC as collocation | | | U1TUB | UC1CA | 17.58 | 5.70 | 4.42 | | | | | | | | |
| | | DS1 COCI in combination | | | UNC1X | UC1D1 | 17.58 | 5.70 | 4.42 | | | | | 20.35 | 9.80 | 11.49 | 1.18 |
| | | DS1 COCI - for Stand Alone Local Channel | | | ULDD1 | UC1D1 | 17.58 | 5.70 | 4.42 | | | | | | | | |
| | | DS1 COCI - for Stand Alone Interoffice Channel | | | U1TD1 | UC1D1 | 17.58 | 5.70 | 4.42 | | | | | | | | |
| | | DS1 COCI - for Stand Alone Local Loop | | | USL | UC1D1 | 17.58 | 5.70 | 4.42 | | | | | | | | |
| | | DS1 COCI - for connection to a channelized DS1 Local Channel in the same SWC as collocation | | | U1TUA | UC1D1 | 17.58 | 5.70 | 4.42 | | | | | | | | |
| | | Wholesale to UNE, Switch-As-Is Conversion Charge | | | UNCVX, U1TVX, UNCDX, U1TDX, UNC1X, U1TD1,UNC3X, U1TD3, UNC3X, U1TS1, UDF,UDFCX | UNCCC | | 52.73 | 24.62 | | | | | | | | |
| | | Unbundled Misc Rate Element, SNE SAI, Single Network Element - Switch As Is Non-recurring Charge, per circuit (LSR) | I | | U1TVX, U1TDX, U1TD1, U1TD3, U1TS1, UDF, UE3 | URES | | 34.53 | 15.11 | | | | | | | | |
| | | Unbundled Misc Rate Element, SNE SAI, Single Network Element - Switch As Is Non-recurring Charge, incremental charge per circuit on a spreadsheet | i | | U1TVX, U1TDX, U1TD1, U1TD3, U1TS1, UDF, UE3 | URES | | 1.40 | 1.40 | | | | | | | | |
| | | UNE Reconfiguration Change Charge per Circuit | I | | UNC1X | URERC | | 35.00 | 35.00 | | | | | | | | |
| | | UNE Reconfiguration Change Charge per Circuit Project Managed | I | | UNC1X | URERP | | 1.40 | 1.40 | | | | | | | | |
| | | UNE Reconfiguration Change Charge per Circuit | I | | UNC1X | URERC | | 35.00 | 35.00 | | | | | | | | |
| | | UNE Reconfiguration Change Charge per Circuit Project Managed | I | | UNC1X | URERP | | 1.40 | 1.40 | | | | | | | | |
| Access to DCS - Customer Reconfiguration (FlexServ) | | | | | | | | | | | | | | | | | |

| UNBUNDLED NETWORK ELEMENTS - Tennessee | | | | | | | | | | | Attachment 2 Exh A: | | | | | |
|--|---|---------|------|--|--------|-------------|--------------------|--------|-------------------------------|--------|----------------------------------|--------------------------------------|--|--|---|---|
| CATEGORY | RATE ELEMENTS | Interim | Zone | BCS | USOC | RATES(\$) | | | | | Svc Order Submitted Elec per LSR | Svc Order Submitted Manually per LSR | Incremental Charge - Manual Svc Order vs. Electronic-1st | Incremental Charge - Manual Svc Order vs. Electronic-Add'l | Incremental Charge - Manual Svc Order vs. Electronic-Disc 1st | Incremental Charge - Manual Svc Order vs. Electronic-Disc Add'l |
| | | | | | | Rec | Nonrecurring First | Add'l | Nonrecurring Disconnect First | Add'l | SOME C | SOMAN | OSS Rates(\$) | | | |
| | | | | | | | | | | | | | SOMAN | SOMAN | SOMAN | SOMAN |
| | Customer Reconfiguration Establishment | | | | | | 2.78 | | 3.32 | | | | | | | |
| | DS1 DCS Termination with DS0 Switching | | | | | 23.35 | 41.14 | 34.25 | 29.94 | 24.08 | | | | | | |
| | DS1 DCS Termination with DS1 Switching | | | | | 13.45 | 27.79 | 20.90 | 21.99 | 16.12 | | | | | | |
| | DS3 DCS Termination with DS1 Switching | | | | | 150.88 | 41.14 | 34.25 | 29.94 | 24.08 | | | | | | |
| | Node (SynchroNet) | | | | | | | | | | | | | | | |
| | Node per month | | | UNC DX | UNC NT | 17.11 | | | | | | | | | | |
| | Service Rearrangements | | | | | | | | | | | | | | | |
| | NRC - Change in Facility Assignment per circuit Service Rearrangement | I | | U1TVX, U1TDX, UEA, UDL, U1TUC, U1TUD, U1TUB, UL DVX, ULDDX, UNC VX, UNCDX, UNC1X | URETD | | 130.47 | 40.11 | | | | | | | | |
| | NRC - Change in Facility Assignment per circuit Project Management (added to CFA per circuit if project managed) | I | | U1TVX, U1TDX, UEA, UDL, U1TUC, U1TUD, U1TUB, UL DVX, ULDDX, UNC VX, UNCDX, UNC1X | URETB | | 1.28 | 1.28 | | | | | | | | |
| | NRC - Order Coordination Specific Time - Dedicated Transport | I | | UNC1X | OCOSR | | 18.93 | 18.93 | | | | | | | | |
| SIGNALING (CCS7) | | | | | | | | | | | | | | | | |
| | NOTE: "bk" beside a rate indicates that the parties have agreed to bill and keep for that element pursuant to the terms and conditions in Attachment 3. | | | | | | | | | | | | | | | |
| | CCS7 Signaling Usage, Per TCAP Message | | | | | 0.0000916bk | | | | | | | | | | |
| | CCS7 Signaling Usage, Per ISUP Message | | | | | 0.0000373bk | | | | | | | | | | |
| LNP Query Service | | | | | | | | | | | | | | | | |
| | LNP Charge Per query | | | | | 0.0009277 | | | | | | | | | | |
| | LNP Service Establishment Manual | | | | | | 23.60 | 13.83 | 23.60 | 12.71 | | | | | | |
| | LNP Service Provisioning with Point Code Establishment | | | | | | 1,119.00 | 571.71 | 1,119.00 | 571.71 | | | | | | |
| 911 PBX LOCATE | | | | | | | | | | | | | | | | |
| | 911 PBX LOCATE DATABASE CAPABILITY | | | | | | | | | | | | | | | |
| | Service Establishment per CLEC per End User Account | | | 9PBDC | 9PBEU | | 1,706.00 | | | | | | | | | |
| | Changes to TN Range or Customer Profile | | | 9PBDC | 9PBTN | | 170.69 | | | | | | | | | |
| | Per Telephone Number (Monthly) | | | 9PBDC | 9PBMM | 0.07 | | | | | | | | | | |
| | Change Company (Service Provider) ID | | | 9PBDC | 9PBPC | | 501.06 | | | | | | | | | |
| | PBX Locate Service Support per CLEC (Monthlt) | | | 9PBDC | 9PBMR | 191.92 | | | | | | | | | | |
| | Service Order Charge | | | 9PBDC | 9PBSC | | 23.20 | | | | | | | | | |
| 911 PBX LOCATE TRANSPORT COMPONENT | | | | | | | | | | | | | | | | |
| | See Att 3 | | | | | | | | | | | | | | | |
| Note: Rates displaying an "I" in Interim column are interim as a result of a Commission order. | | | | | | | | | | | | | | | | |

| UNBUNDLED NETWORK ELEMENTS - Alabama | | | | | | | | | | | Attachment: 2 Exh. B | | | | | |
|--|---------------|---|---------|------|-------|-------|------------|--------------|-------|-------------------------|----------------------------------|--------------------------------------|--|--|---|---|
| CATEGORY | RATE ELEMENTS | | Interim | Zone | BCS | USOC | RATES (\$) | | | | Svc Order Submitted Elec per LSR | Svc Order Submitted Manually per LSR | Incremental Charge - Manual Svc Order vs. Electronic-1st | Incremental Charge - Manual Svc Order vs. Electronic-Add'l | Incremental Charge - Manual Svc Order vs. Electronic-Disc 1st | Incremental Charge - Manual Svc Order vs. Electronic-Disc Add'l |
| | | | | | | | | | | | | | | | | |
| | | | | | | | Rec | Nonrecurring | | Nonrecurring Disconnect | | OSS Rates (\$) | | | | |
| | | | | | | | | First | Add'l | First | Add'l | SOME C | SOMAN | SOMAN | SOMAN | SOMAN |
| UNBUNDLED EXCHANGE ACCESS LOOP | | | | | | | | | | | | | | | | |
| 2-WIRE HIGH BIT RATE DIGITAL SUBSCRIBER LINE (HDSL) COMPATIBLE LOOP | | | | | | | | | | | | | | | | |
| | | 2 Wire Unbundled HDSL Loop including manual service inquiry & facility reservation - Zone 1 | | 1 | UHL | UHL2X | 10.05 | | | | | | | | | |
| | | 2 Wire Unbundled HDSL Loop including manual service inquiry & facility reservation - Zone 2 | | 2 | UHL | UHL2X | 11.70 | | | | | | | | | |
| | | 2 Wire Unbundled HDSL Loop including manual service inquiry & facility reservation - Zone 3 | | 3 | UHL | UHL2X | 13.16 | | | | | | | | | |
| | | 2 Wire Unbundled HDSL Loop without manual service inquiry and facility reservation - Zone 1 | | 1 | UHL | UHL2W | 10.05 | | | | | | | | | |
| | | 2 Wire Unbundled HDSL Loop without manual service inquiry and facility reservation - Zone 2 | | 2 | UHL | UHL2W | 11.70 | | | | | | | | | |
| | | 2 Wire Unbundled HDSL Loop without manual service inquiry and facility reservation - Zone 3 | | 3 | UHL | UHL2W | 13.16 | | | | | | | | | |
| 4-WIRE HIGH BIT RATE DIGITAL SUBSCRIBER LINE (HDSL) COMPATIBLE LOOP | | | | | | | | | | | | | | | | |
| | | 4 Wire Unbundled HDSL Loop including manual service inquiry and facility reservation - Zone 1 | | 1 | UHL | UHL4X | 16.04 | | | | | | | | | |
| | | 4-Wire Unbundled HDSL Loop including manual service inquiry and facility reservation - Zone 2 | | 2 | UHL | UHL4X | 17.89 | | | | | | | | | |
| | | 4-Wire Unbundled HDSL Loop including manual service inquiry and facility reservation - Zone 3 | | 3 | UHL | UHL4X | 17.54 | | | | | | | | | |
| | | 4-Wire Unbundled HDSL Loop without manual service inquiry and facility reservation - Zone 1 | | 1 | UHL | UHL4W | 16.04 | | | | | | | | | |
| | | 4-Wire Unbundled HDSL Loop without manual service inquiry and facility reservation - Zone 2 | | 2 | UHL | UHL4W | 17.89 | | | | | | | | | |
| | | 4-Wire Unbundled HDSL Loop without manual service inquiry and facility reservation - Zone 3 | | 3 | UHL | UHL4W | 17.54 | | | | | | | | | |
| 4-WIRE DS1 DIGITAL LOOP | | | | | | | | | | | | | | | | |
| | | 4-Wire DS1 Digital Loop - Zone 1 | | 1 | USL | USLXX | 94.93 | | | | | | | | | |
| | | 4-Wire DS1 Digital Loop - Zone 2 | | 2 | USL | USLXX | 177.31 | | | | | | | | | |
| | | 4-Wire DS1 Digital Loop - Zone 3 | | 3 | USL | USLXX | 361.70 | | | | | | | | | |
| HIGH CAPACITY UNBUNDLED LOCAL LOOP | | | | | | | | | | | | | | | | |
| | | High Capacity Unbundled Local Loop - DS3 - Per Mile per month | | | UE3 | 1L5ND | 9.64 | | | | | | | | | |
| | | High Capacity Unbundled Local Loop - DS3 - Facility Termination per month | | | UE3 | UE3PX | 355.33 | | | | | | | | | |
| | | High Capacity Unbundled Local Loop - STS-1 - Per Mile per month | | | UDLSX | 1L5ND | 9.64 | | | | | | | | | |
| | | High Capacity Unbundled Local Loop - STS-1 - Facility Termination per month | | | UDLSX | UDLS1 | 367.80 | | | | | | | | | |
| UNBUNDLED DEDICATED TRANSPORT | | | | | | | | | | | | | | | | |
| INTEROFFICE CHANNEL - DEDICATED TRANSPORT | | | | | | | | | | | | | | | | |
| | | Interoffice Channel - Dedicated Channel - DS1 - Per Mile per month | | | U1TD1 | 1L5XX | 0.21 | | | | | | | | | |
| | | Interoffice Channel - Dedicated Transport - DS1 - Facility Termination | | | U1TD1 | U1TF1 | 69.18 | | | | | | | | | |
| | | Interoffice Channel - Dedicated Transport - DS3 - Per Mile per month | | | U1TD3 | 1L5XX | 4.70 | | | | | | | | | |
| | | Interoffice Channel - Dedicated Transport - DS3 - Facility Termination per month | | | U1TD3 | U1TF3 | 809.05 | | | | | | | | | |
| | | Interoffice Channel - Dedicated Transport - STS-1 - Per Mile per month | | | U1TS1 | 1L5XX | 4.70 | | | | | | | | | |
| | | Interoffice Channel - Dedicated Transport - STS-1 - Facility Termination | | | U1TS1 | U1TFS | 806.58 | | | | | | | | | |
| ENHANCED EXTENDED LINK (EELs) | | | | | | | | | | | | | | | | |
| NOTE: The monthly recurring and non-recurring charges below will apply and the Switch-As-Is Charge will not apply for UNE combinations provisioned as ' Ordinarily Combined' Network Elements. | | | | | | | | | | | | | | | | |
| NOTE: The monthly recurring and the Switch-As-Is Charge and not the non-recurring charges below will apply for UNE combinations provisioned as ' Currently Combined' Network Elements. | | | | | | | | | | | | | | | | |
| EXTENDED 4-WIRE DS1 DIGITAL EXTENDED LOOP WITH DEDICATED DS1 INTEROFFICE TRANSPORT | | | | | | | | | | | | | | | | |

| UNBUNDLED NETWORK ELEMENTS - Alabama | | | | | | | | | | | | Attachment: 2 Exh. B | | | |
|--------------------------------------|--|---------|------|-------|-------|------------|--------------|-------|-------------------------|----------------------------------|--------------------------------------|--|--|---|---|
| CATEGORY | RATE ELEMENTS | Interim | Zone | BCS | USOC | RATES (\$) | | | | Svc Order Submitted Elec per LSR | Svc Order Submitted Manually per LSR | Incremental Charge - Manual Svc Order vs. Electronic-1st | Incremental Charge - Manual Svc Order vs. Electronic-Add'l | Incremental Charge - Manual Svc Order vs. Electronic-Disc 1st | Incremental Charge - Manual Svc Order vs. Electronic-Disc Add'l |
| | | | | | | | | | | | | | | | |
| | | | | | | Rec | Nonrecurring | | Nonrecurring Disconnect | | OSS Rates (\$) | | | | |
| | | | | | | | First | Add'l | First | Add'l | SOME C | SOMAN | SOMAN | SOMAN | SOMAN |
| | 4-Wire DS1 Digital Loop in Combination - Zone 1 | | 1 | UNC1X | USLXX | 94.93 | | | | | | | | | |
| | 4-Wire DS1 Digital Loop in Combination - Zone 2 | | 2 | UNC1X | USLXX | 177.31 | | | | | | | | | |
| | 4-Wire DS1 Digital Loop in Combination - Zone 3 | | 3 | UNC1X | USLXX | 361.70 | | | | | | | | | |
| | Interoffice Transport - Dedicated - DS1 combination - Per Mile per month | | | UNC1X | 1L5XX | 0.21 | | | | | | | | | |
| | Interoffice Transport - Dedicated - DS1 combination - Facility Termination per month | | | UNC1X | U1TF1 | 69.18 | | | | | | | | | |
| | EXTENDED DS3 DIGITAL EXTENDED LOOP WITH DEDICATED DS3 INTEROFFICE TRANSPORT | | | | | | | | | | | | | | |
| | DS3 Local Loop in combination - per mile per month | | | UNC3X | 1L5ND | 11.08 | | | | | | | | | |
| | DS3 Local Loop in combination - Facility Termination per month | | | UNC3X | UE3PX | 408.63 | | | | | | | | | |
| | Interoffice Transport - Dedicated - DS3 - Per Mile per month | | | UNC3X | 1L5XX | 4.70 | | | | | | | | | |
| | Interoffice Transport - Dedicated - DS3 combination - Facility Termination per month | | | UNC3X | U1TF3 | 809.05 | | | | | | | | | |
| | EXTENDED STS-1 DIGITAL EXTENDED LOOP WITH DEDICATED STS-1 INTEROFFICE TRANSPORT | | | | | | | | | | | | | | |
| | STS-1 Local Loop in combination - per mile per month | | | UNCSX | 1L5ND | 11.08 | | | | | | | | | |
| | STS-1 Local Loop in combination - Facility Termination per month | | | UNCSX | UDLS1 | 422.98 | | | | | | | | | |
| | Interoffice Transport - Dedicated - STS-1 combination - per mile per month | | | UNCSX | 1L5XX | 4.70 | | | | | | | | | |
| | Interoffice Transport - Dedicated - STS-1 combination - Facility Termination per month | | | UNCSX | U1TFS | 806.58 | | | | | | | | | |

| UNBUNDLED NETWORK ELEMENTS - Florida | | | | | | | | | | Attachment: 2 Exh. B | | | | | |
|--|---------------|---|---------|------|-------|-------|------------|--------------------|----------------------------------|--------------------------------------|--|--|---|---|-------|
| CATEGORY | RATE ELEMENTS | | Interim | Zone | BCS | USOC | RATES (\$) | | Svc Order Submitted Elec per LSR | Svc Order Submitted Manually per LSR | Incremental Charge - Manual Svc Order vs. Electronic-1st | Incremental Charge - Manual Svc Order vs. Electronic-Add'l | Incremental Charge - Manual Svc Order vs. Electronic-Disc 1st | Incremental Charge - Manual Svc Order vs. Electronic-Disc Add'l | |
| | | | | | | | Rec | Nonrecurring First | Nonrecurring Add'l | Nonrecurring Disconnect First | Nonrecurring Disconnect Add'l | OSS Rates (\$) | | | |
| | | | | | | | | | | | | SOMEc | SOMAN | SOMAN | SOMAN |
| UNBUNDLED EXCHANGE ACCESS LOOP | | | | | | | | | | | | | | | |
| 2-WIRE HIGH BIT RATE DIGITAL SUBSCRIBER LINE (HDSL) COMPATIBLE LOOP | | | | | | | | | | | | | | | |
| | | 2 Wire Unbundled HDSL Loop including manual service inquiry & facility reservation - Zone 1 | | 1 | UHL | UHL2X | 8.30 | | | | | | | | |
| | | 2 Wire Unbundled HDSL Loop including manual service inquiry & facility reservation - Zone 2 | | 2 | UHL | UHL2X | 11.80 | | | | | | | | |
| | | 2 Wire Unbundled HDSL Loop including manual service inquiry & facility reservation - Zone 3 | | 3 | UHL | UHL2X | 20.94 | | | | | | | | |
| | | 2 Wire Unbundled HDSL Loop without manual service inquiry and facility reservation - Zone 1 | | 1 | UHL | UHL2W | 8.30 | | | | | | | | |
| | | 2 Wire Unbundled HDSL Loop without manual service inquiry and facility reservation - Zone 2 | | 2 | UHL | UHL2W | 11.80 | | | | | | | | |
| | | 2 Wire Unbundled HDSL Loop without manual service inquiry and facility reservation - Zone 3 | | 3 | UHL | UHL2W | 20.94 | | | | | | | | |
| 4-WIRE HIGH BIT RATE DIGITAL SUBSCRIBER LINE (HDSL) COMPATIBLE LOOP | | | | | | | | | | | | | | | |
| | | 4 Wire Unbundled HDSL Loop including manual service inquiry and facility reservation - Zone 1 | | 1 | UHL | UHL4X | 12.49 | | | | | | | | |
| | | 4-Wire Unbundled HDSL Loop including manual service inquiry and facility reservation - Zone 2 | | 2 | UHL | UHL4X | 17.76 | | | | | | | | |
| | | 4-Wire Unbundled HDSL Loop including manual service inquiry and facility reservation - Zone 3 | | 3 | UHL | UHL4X | 31.50 | | | | | | | | |
| | | 4-Wire Unbundled HDSL Loop without manual service inquiry and facility reservation - Zone 1 | | 1 | UHL | UHL4W | 12.49 | | | | | | | | |
| | | 4-Wire Unbundled HDSL Loop without manual service inquiry and facility reservation - Zone 2 | | 2 | UHL | UHL4W | 17.76 | | | | | | | | |
| | | 4-Wire Unbundled HDSL Loop without manual service inquiry and facility reservation - Zone 3 | | 3 | UHL | UHL4W | 31.50 | | | | | | | | |
| 4-WIRE DS1 DIGITAL LOOP | | | | | | | | | | | | | | | |
| | | 4-Wire DS1 Digital Loop - Zone 1 | | 1 | USL | USLXX | 81.35 | | | | | | | | |
| | | 4-Wire DS1 Digital Loop - Zone 2 | | 2 | USL | USLXX | 115.62 | | | | | | | | |
| | | 4-Wire DS1 Digital Loop - Zone 3 | | 3 | USL | USLXX | 205.15 | | | | | | | | |
| HIGH CAPACITY UNBUNDLED LOCAL LOOP | | | | | | | | | | | | | | | |
| | | High Capacity Unbundled Local Loop - DS3 - Per Mile per month | | | UE3 | 1L5ND | 12.56 | | | | | | | | |
| | | High Capacity Unbundled Local Loop - DS3 - Facility Termination per month | | | UE3 | UE3PX | 444.91 | | | | | | | | |
| | | High Capacity Unbundled Local Loop - STS-1 - Per Mile per month | | | UDLSX | 1L5ND | 12.56 | | | | | | | | |
| | | High Capacity Unbundled Local Loop - STS-1 - Facility Termination per month | | | UDLSX | UDLS1 | 490.59 | | | | | | | | |
| UNBUNDLED DEDICATED TRANSPORT | | | | | | | | | | | | | | | |
| INTEROFFICE CHANNEL - DEDICATED TRANSPORT | | | | | | | | | | | | | | | |
| | | Interoffice Channel - Dedicated Channel - DS1 - Per Mile per month | | | U1TD1 | 1L5XX | 0.21 | | | | | | | | |
| | | Interoffice Channel - Dedicated Transport - DS1 - Facility Termination | | | U1TD1 | U1TF1 | 101.71 | | | | | | | | |
| | | Interoffice Channel - Dedicated Transport - DS3 - Per Mile per month | | | U1TD3 | 1L5XX | 4.45 | | | | | | | | |
| | | Interoffice Channel - Dedicated Transport - DS3 - Facility Termination per month | | | U1TD3 | U1TF3 | 1231.65 | | | | | | | | |
| | | Interoffice Channel - Dedicated Transport - STS-1 - Per Mile per month | | | U1TS1 | 1L5XX | 4.45 | | | | | | | | |
| | | Interoffice Channel - Dedicated Transport - STS-1 - Facility Termination | | | U1TS1 | U1TFS | 1214.40 | | | | | | | | |
| ENHANCED EXTENDED LINK (EELs) | | | | | | | | | | | | | | | |
| NOTE: The monthly recurring and non-recurring charges below will apply and the Switch-As-Is Charge will not apply for UNE combinations provisioned as ' Ordinarily Combined' Network Elements. | | | | | | | | | | | | | | | |
| NOTE: The monthly recurring and the Switch-As-Is Charge and not the non-recurring charges below will apply for UNE combinations provisioned as ' Currently Combined' Network Elements. | | | | | | | | | | | | | | | |
| EXTENDED 4-WIRE DS1 DIGITAL EXTENDED LOOP WITH DEDICATED DS1 INTEROFFICE TRANSPORT | | | | | | | | | | | | | | | |

| UNBUNDLED NETWORK ELEMENTS - Florida | | | | | | | | | | | | Attachment: 2 Exh. B | | | |
|---|--|---------|------|-------|-------|------------|--------------|-------|-------------------------|----------------------------------|--------------------------------------|--|--|---|---|
| CATEGORY | RATE ELEMENTS | Interim | Zone | BCS | USOC | RATES (\$) | | | | Svc Order Submitted Elec per LSR | Svc Order Submitted Manually per LSR | Incremental Charge - Manual Svc Order vs. Electronic-1st | Incremental Charge - Manual Svc Order vs. Electronic-Add'l | Incremental Charge - Manual Svc Order vs. Electronic-Disc 1st | Incremental Charge - Manual Svc Order vs. Electronic-Disc Add'l |
| | | | | | | | | | | | | | | | |
| | | | | | | Rec | Nonrecurring | | Nonrecurring Disconnect | | OSS Rates (\$) | | | | |
| | | | | | | | First | Add'l | First | Add'l | SOME C | SOMAN | SOMAN | SOMAN | SOMAN |
| | 4-Wire DS1 Digital Loop in Combination - Zone 1 | | 1 | UNC1X | USLXX | 81.35 | | | | | | | | | |
| | 4-Wire DS1 Digital Loop in Combination - Zone 2 | | 2 | UNC1X | USLXX | 115.62 | | | | | | | | | |
| | 4-Wire DS1 Digital Loop in Combination - Zone 3 | | 3 | UNC1X | USLXX | 205.15 | | | | | | | | | |
| | Interoffice Transport - Dedicated - DS1 combination - Per Mile per month | | | UNC1X | 1L5XX | 0.21 | | | | | | | | | |
| | Interoffice Transport - Dedicated - DS1 combination - Facility Termination per month | | | UNC1X | U1TF1 | 101.71 | | | | | | | | | |
| EXTENDED DS3 DIGITAL EXTENDED LOOP WITH DEDICATED DS3 INTEROFFICE TRANSPORT | | | | | | | | | | | | | | | |
| | DS3 Local Loop in combination - per mile per month | | | UNC3X | 1L5ND | 14.44 | | | | | | | | | |
| | DS3 Local Loop in combination - Facility Termination per month | | | UNC3X | UE3PX | 511.65 | | | | | | | | | |
| | Interoffice Transport - Dedicated - DS3 - Per Mile per month | | | UNC3X | 1L5XX | 4.45 | | | | | | | | | |
| | Interoffice Transport - Dedicated - DS3 combination - Facility Termination per month | | | UNC3X | U1TF3 | 1231.65 | | | | | | | | | |
| EXTENDED STS-1 DIGITAL EXTENDED LOOP WITH DEDICATED STS-1 INTEROFFICE TRANSPORT | | | | | | | | | | | | | | | |
| | STS-1 Local Loop in combination - per mile per month | | | UNCSX | 1L5ND | 14.44 | | | | | | | | | |
| | STS-1 Local Loop in combination - Facility Termination per month | | | UNCSX | UDLS1 | 564.18 | | | | | | | | | |
| | Interoffice Transport - Dedicated - STS-1 combination - per mile per month | | | UNCSX | 1L5XX | 4.45 | | | | | | | | | |
| | Interoffice Transport - Dedicated - STS-1 combination - Facility Termination per month | | | UNCSX | U1TFS | 1214.40 | | | | | | | | | |

| UNBUNDLED NETWORK ELEMENTS - Georgia | | | | | | | | | | | Attachment: 2 Exh. B | | | | | |
|--|---------------|---|---------|------|-------|-------|------------|--------------|-------|-------------------------|----------------------------------|--------------------------------------|--|--|---|---|
| CATEGORY | RATE ELEMENTS | | Interim | Zone | BCS | USOC | RATES (\$) | | | | Svc Order Submitted Elec per LSR | Svc Order Submitted Manually per LSR | Incremental Charge - Manual Svc Order vs. Electronic-1st | Incremental Charge - Manual Svc Order vs. Electronic-Add'l | Incremental Charge - Manual Svc Order vs. Electronic-Disc 1st | Incremental Charge - Manual Svc Order vs. Electronic-Disc Add'l |
| | | | | | | | | | | | | | | | | |
| | | | | | | | Rec | Nonrecurring | | Nonrecurring Disconnect | | OSS Rates (\$) | | | | |
| | | | | | | | | First | Add'l | First | Add'l | SOMEc | SOMAN | SOMAN | SOMAN | SOMAN |
| UNBUNDLED EXCHANGE ACCESS LOOP | | | | | | | | | | | | | | | | |
| 2-WIRE HIGH BIT RATE DIGITAL SUBSCRIBER LINE (HDSL) COMPATIBLE LOOP | | | | | | | | | | | | | | | | |
| | | 2 Wire Unbundled HDSL Loop including manual service inquiry & facility reservation - Zone 1 | I | 1 | UHL | UHL2X | 9.06 | | | | | | | | | |
| | | 2 Wire Unbundled HDSL Loop including manual service inquiry & facility reservation - Zone 2 | I | 2 | UHL | UHL2X | 10.45 | | | | | | | | | |
| | | 2 Wire Unbundled HDSL Loop including manual service inquiry & facility reservation - Zone 3 | I | 3 | UHL | UHL2X | 16.65 | | | | | | | | | |
| | | 2 Wire Unbundled HDSL Loop without manual service inquiry and facility reservation - Zone 1 | I | 1 | UHL | UHL2W | 9.06 | | | | | | | | | |
| | | 2 Wire Unbundled HDSL Loop without manual service inquiry and facility reservation - Zone 2 | I | 2 | UHL | UHL2W | 10.45 | | | | | | | | | |
| | | 2 Wire Unbundled HDSL Loop without manual service inquiry and facility reservation - Zone 3 | I | 3 | UHL | UHL2W | 16.65 | | | | | | | | | |
| 4-WIRE HIGH BIT RATE DIGITAL SUBSCRIBER LINE (HDSL) COMPATIBLE LOOP | | | | | | | | | | | | | | | | |
| | | 4 Wire Unbundled HDSL Loop including manual service inquiry and facility reservation - Zone 1 | I | 1 | UHL | UHL4X | 11.95 | | | | | | | | | |
| | | 4-Wire Unbundled HDSL Loop including manual service inquiry and facility reservation - Zone 2 | I | 2 | UHL | UHL4X | 13.80 | | | | | | | | | |
| | | 4-Wire Unbundled HDSL Loop including manual service inquiry and facility reservation - Zone 3 | I | 3 | UHL | UHL4X | 21.93 | | | | | | | | | |
| | | 4-Wire Unbundled HDSL Loop without manual service inquiry and facility reservation - Zone 1 | I | 1 | UHL | UHL4W | 11.95 | | | | | | | | | |
| | | 4-Wire Unbundled HDSL Loop without manual service inquiry and facility reservation - Zone 2 | I | 2 | UHL | UHL4W | 13.80 | | | | | | | | | |
| | | 4-Wire Unbundled HDSL Loop without manual service inquiry and facility reservation - Zone 3 | I | 3 | UHL | UHL4W | 21.93 | | | | | | | | | |
| 4-WIRE DS1 DIGITAL LOOP | | | | | | | | | | | | | | | | |
| | | 4-Wire DS1 Digital Loop - Zone 1 | | 1 | USL | USLXX | 47.17 | | | | | | | | | |
| | | 4-Wire DS1 Digital Loop - Zone 2 | | 2 | USL | USLXX | 53.37 | | | | | | | | | |
| | | 4-Wire DS1 Digital Loop - Zone 3 | | 3 | USL | USLXX | 71.33 | | | | | | | | | |
| HIGH CAPACITY UNBUNDLED LOCAL LOOP | | | | | | | | | | | | | | | | |
| | | High Capacity Unbundled Local Loop - DS3 - Per Mile per month | | | UE3 | 1L5ND | 12.62 | | | | | | | | | |
| | | High Capacity Unbundled Local Loop - DS3 - Facility Termination per month | | | UE3 | UE3PX | 291.39 | | | | | | | | | |
| | | High Capacity Unbundled Local Loop - STS-1 - Per Mile per month | | | UDLSX | 1L5ND | 12.62 | | | | | | | | | |
| | | High Capacity Unbundled Local Loop - STS-1 - Facility Termination per month | | | UDLSX | UDLS1 | 351.23 | | | | | | | | | |
| UNBUNDLED DEDICATED TRANSPORT | | | | | | | | | | | | | | | | |
| INTEROFFICE CHANNEL - DEDICATED TRANSPORT | | | | | | | | | | | | | | | | |
| | | Interoffice Channel - Dedicated Channel - DS1 - Per Mile per month | | | U1TD1 | 1L5XX | 0.13 | | | | | | | | | |
| | | Interoffice Channel - Dedicated Transport - DS1 - Facility Termination | | | U1TD1 | U1TF1 | 39.32 | | | | | | | | | |
| | | Interoffice Channel - Dedicated Transport - DS3 - Per Mile per month | | | U1TD3 | 1L5XX | 2.91 | | | | | | | | | |
| | | Interoffice Channel - Dedicated Transport - DS3 - Facility Termination per month | | | U1TD3 | U1TF3 | 393.32 | | | | | | | | | |
| | | Interoffice Channel - Dedicated Transport - STS-1 - Per Mile per month | | | U1TS1 | 1L5XX | 2.92 | | | | | | | | | |
| | | Interoffice Channel - Dedicated Transport - STS-1 - Facility Termination | | | U1TS1 | U1TFS | 412.47 | | | | | | | | | |
| ENHANCED EXTENDED LINK (EELs) | | | | | | | | | | | | | | | | |
| NOTE: The monthly recurring and non-recurring charges below will apply and the Switch-As-Is Charge will not apply for UNE combinations provisioned as ' Ordinarily Combined' Network Elements. | | | | | | | | | | | | | | | | |
| NOTE: The monthly recurring and the Switch-As-Is Charge and not the non-recurring charges below will apply for UNE combinations provisioned as ' Currently Combined' Network Elements. | | | | | | | | | | | | | | | | |
| EXTENDED 4-WIRE DS1 DIGITAL EXTENDED LOOP WITH DEDICATED DS1 INTEROFFICE TRANSPORT | | | | | | | | | | | | | | | | |

| UNBUNDLED NETWORK ELEMENTS - Georgia | | | | | | | | | | | | Attachment: 2 Exh. B | | | |
|--------------------------------------|--|---------|------|-------|-------|------------|--------------|-------|-------------------------|----------------------------------|--------------------------------------|--|--|---|---|
| CATEGORY | RATE ELEMENTS | Interim | Zone | BCS | USOC | RATES (\$) | | | | Svc Order Submitted Elec per LSR | Svc Order Submitted Manually per LSR | Incremental Charge - Manual Svc Order vs. Electronic-1st | Incremental Charge - Manual Svc Order vs. Electronic-Add'l | Incremental Charge - Manual Svc Order vs. Electronic-Disc 1st | Incremental Charge - Manual Svc Order vs. Electronic-Disc Add'l |
| | | | | | | | | | | | | | | | |
| | | | | | | Rec | Nonrecurring | | Nonrecurring Disconnect | | OSS Rates (\$) | | | | |
| | | | | | | | First | Add'l | First | Add'l | SOME C | SOMAN | SOMAN | SOMAN | SOMAN |
| | 4-Wire DS1 Digital Loop in Combination - Zone 1 | | 1 | UNC1X | USLXX | 47.17 | | | | | | | | | |
| | 4-Wire DS1 Digital Loop in Combination - Zone 2 | | 2 | UNC1X | USLXX | 53.37 | | | | | | | | | |
| | 4-Wire DS1 Digital Loop in Combination - Zone 3 | | 3 | UNC1X | USLXX | 71.33 | | | | | | | | | |
| | Interoffice Transport - Dedicated - DS1 combination - Per Mile per month | | | UNC1X | 1L5XX | 0.13 | | | | | | | | | |
| | Interoffice Transport - Dedicated - DS1 combination - Facility Termination per month | | | UNC1X | U1TF1 | 39.32 | | | | | | | | | |
| | EXTENDED DS3 DIGITAL EXTENDED LOOP WITH DEDICATED DS3 INTEROFFICE TRANSPORT | | | | | | | | | | | | | | |
| | DS3 Local Loop in combination - per mile per month | | | UNC3X | 1L5ND | 14.51 | | | | | | | | | |
| | DS3 Local Loop in combination - Facility Termination per month | | | UNC3X | UE3PX | 335.10 | | | | | | | | | |
| | Interoffice Transport - Dedicated - DS3 - Per Mile per month | | | UNC3X | 1L5XX | 2.91 | | | | | | | | | |
| | Interoffice Transport - Dedicated - DS3 combination - Facility Termination per month | | | UNC3X | U1TF3 | 393.32 | | | | | | | | | |
| | EXTENDED STS-1 DIGITAL EXTENDED LOOP WITH DEDICATED STS-1 INTEROFFICE TRANSPORT | | | | | | | | | | | | | | |
| | STS-1 Local Loop in combination - per mile per month | | | UNCSX | 1L5ND | 14.51 | | | | | | | | | |
| | STS-1 Local Loop in combination - Facility Termination per month | | | UNCSX | UDLS1 | 403.92 | | | | | | | | | |
| | Interoffice Transport - Dedicated - STS-1 combination - per mile per month | | | UNCSX | 1L5XX | 2.91 | | | | | | | | | |
| | Interoffice Transport - Dedicated - STS-1 combination - Facility Termination per month | | | UNCSX | U1TFS | 412.47 | | | | | | | | | |

| UNBUNDLED NETWORK ELEMENTS - Kentucky | | | | | | | | | | | Attachment: 2 Exh. B | | | | | |
|--|---------------|---|---------|------|-------|-------|------------|--------------|-------|-------------------------|----------------------------------|--------------------------------------|--|--|---|---|
| CATEGORY | RATE ELEMENTS | | Interim | Zone | BCS | USOC | RATES (\$) | | | | Svc Order Submitted Elec per LSR | Svc Order Submitted Manually per LSR | Incremental Charge - Manual Svc Order vs. Electronic-1st | Incremental Charge - Manual Svc Order vs. Electronic-Add'l | Incremental Charge - Manual Svc Order vs. Electronic-Disc 1st | Incremental Charge - Manual Svc Order vs. Electronic-Disc Add'l |
| | | | | | | | | | | | | | | | | |
| | | | | | | | Rec | Nonrecurring | | Nonrecurring Disconnect | | OSS Rates (\$) | | | | |
| | | | | | | | | First | Add'l | First | Add'l | SOME C | SOMAN | SOMAN | SOMAN | SOMAN |
| UNBUNDLED EXCHANGE ACCESS LOOP | | | | | | | | | | | | | | | | |
| 2-WIRE HIGH BIT RATE DIGITAL SUBSCRIBER LINE (HDSL) COMPATIBLE LOOP | | | | | | | | | | | | | | | | |
| | | 2 Wire Unbundled HDSL Loop including manual service inquiry & facility reservation - Zone 1 | | 1 | UHL | UHL2X | 10.06 | | | | | | | | | |
| | | 2 Wire Unbundled HDSL Loop including manual service inquiry & facility reservation - Zone 2 | | 2 | UHL | UHL2X | 10.99 | | | | | | | | | |
| | | 2 Wire Unbundled HDSL Loop including manual service inquiry & facility reservation - Zone 3 | | 3 | UHL | UHL2X | 12.20 | | | | | | | | | |
| | | 2 Wire Unbundled HDSL Loop without manual service inquiry and facility reservation - Zone 1 | | 1 | UHL | UHL2W | 10.06 | | | | | | | | | |
| | | 2 Wire Unbundled HDSL Loop without manual service inquiry and facility reservation - Zone 2 | | 2 | UHL | UHL2W | 10.99 | | | | | | | | | |
| | | 2 Wire Unbundled HDSL Loop without manual service inquiry and facility reservation - Zone 3 | | 3 | UHL | UHL2W | 12.20 | | | | | | | | | |
| 4-WIRE HIGH BIT RATE DIGITAL SUBSCRIBER LINE (HDSL) COMPATIBLE LOOP | | | | | | | | | | | | | | | | |
| | | 4 Wire Unbundled HDSL Loop including manual service inquiry and facility reservation - Zone 1 | | 1 | UHL | UHL4X | 16.04 | | | | | | | | | |
| | | 4-Wire Unbundled HDSL Loop including manual service inquiry and facility reservation - Zone 2 | I | 2 | UHL | UHL4X | 18.03 | | | | | | | | | |
| | | 4-Wire Unbundled HDSL Loop including manual service inquiry and facility reservation - Zone 3 | | 3 | UHL | UHL4X | 19.53 | | | | | | | | | |
| | | 4-Wire Unbundled HDSL Loop without manual service inquiry and facility reservation - Zone 1 | | 1 | UHL | UHL4W | 16.04 | | | | | | | | | |
| | | 4-Wire Unbundled HDSL Loop without manual service inquiry and facility reservation - Zone 2 | | 2 | UHL | UHL4W | 18.03 | | | | | | | | | |
| | | 4-Wire Unbundled HDSL Loop without manual service inquiry and facility reservation - Zone 3 | | 3 | UHL | UHL4W | 19.53 | | | | | | | | | |
| 4-WIRE DS1 DIGITAL LOOP | | | | | | | | | | | | | | | | |
| | | 4-Wire DS1 Digital Loop - Zone 1 | | 1 | USL | USLXX | 99.44 | | | | | | | | | |
| | | 4-Wire DS1 Digital Loop - Zone 2 | | 2 | USL | USLXX | 131.22 | | | | | | | | | |
| | | 4-Wire DS1 Digital Loop - Zone 3 | | 3 | USL | USLXX | 342.42 | | | | | | | | | |
| HIGH CAPACITY UNBUNDLED LOCAL LOOP | | | | | | | | | | | | | | | | |
| | | High Capacity Unbundled Local Loop - DS3 - Per Mile per month | | | UE3 | 1L5ND | 10.64 | | | | | | | | | |
| | | High Capacity Unbundled Local Loop - DS3 - Facility Termination per month | | | UE3 | UE3PX | 354.56 | | | | | | | | | |
| | | High Capacity Unbundled Local Loop - STS-1 - Per Mile per month | | | UDLSX | 1L5ND | 10.64 | | | | | | | | | |
| | | High Capacity Unbundled Local Loop - STS-1 - Facility Termination per month | | | UDLSX | UDLS1 | 368.59 | | | | | | | | | |
| UNBUNDLED DEDICATED TRANSPORT | | | | | | | | | | | | | | | | |
| INTEROFFICE CHANNEL - DEDICATED TRANSPORT | | | | | | | | | | | | | | | | |
| | | Interoffice Channel - Dedicated Channel - DS1 - Per Mile per month | | | U1TD1 | 1L5XX | 0.26 | | | | | | | | | |
| | | Interoffice Channel - Dedicated Transport - DS1 - Facility Termination | | | U1TD1 | U1TF1 | 110.45 | | | | | | | | | |
| | | Interoffice Channel - Dedicated Transport - DS3 - Per Mile per month | | | U1TD3 | 1L5XX | 5.72 | | | | | | | | | |
| | | Interoffice Channel - Dedicated Transport - DS3 - Facility Termination per month | | | U1TD3 | U1TF3 | 1351.42 | | | | | | | | | |
| | | Interoffice Channel - Dedicated Transport - STS-1 - Per Mile per month | | | U1TS1 | 1L5XX | 5.72 | | | | | | | | | |
| | | Interoffice Channel - Dedicated Transport - STS-1 - Facility Termination | | | U1TS1 | U1TFS | 1321.94 | | | | | | | | | |
| ENHANCED EXTENDED LINK (EELs) | | | | | | | | | | | | | | | | |
| NOTE: The monthly recurring and non-recurring charges below will apply and the Switch-As-Is Charge will not apply for UNE combinations provisioned as ' Ordinarily Combined' Network Elements. | | | | | | | | | | | | | | | | |
| NOTE: The monthly recurring and the Switch-As-Is Charge and not the non-recurring charges below will apply for UNE combinations provisioned as ' Currently Combined' Network Elements. | | | | | | | | | | | | | | | | |
| EXTENDED 4-WIRE DS1 DIGITAL EXTENDED LOOP WITH DEDICATED DS1 INTEROFFICE TRANSPORT | | | | | | | | | | | | | | | | |

| UNBUNDLED NETWORK ELEMENTS - Kentucky | | | | | | | | | | | | Attachment: 2 Exh. B | | | |
|---------------------------------------|--|---------|------|-------|-------|------------|----------------------------------|--------------------------------------|--|--|---|---|-------|-------|-------|
| CATEGORY | RATE ELEMENTS | Interim | Zone | BCS | USOC | RATES (\$) | Svc Order Submitted Elec per LSR | Svc Order Submitted Manually per LSR | Incremental Charge - Manual Svc Order vs. Electronic-1st | Incremental Charge - Manual Svc Order vs. Electronic-Add'l | Incremental Charge - Manual Svc Order vs. Electronic-Disc 1st | Incremental Charge - Manual Svc Order vs. Electronic-Disc Add'l | | | |
| | | | | | | | | | | | | | | | |
| | | | | | | Rec | Nonrecurring | | Nonrecurring Disconnect | | OSS Rates (\$) | | | | |
| | | | | | | | First | Add'l | First | Add'l | SOME C | SOMAN | SOMAN | SOMAN | SOMAN |
| | 4-Wire DS1 Digital Loop in Combination - Zone 1 | | 1 | UNC1X | USLXX | 99.44 | | | | | | | | | |
| | 4-Wire DS1 Digital Loop in Combination - Zone 2 | | 2 | UNC1X | USLXX | 131.22 | | | | | | | | | |
| | 4-Wire DS1 Digital Loop in Combination - Zone 3 | | 3 | UNC1X | USLXX | 342.42 | | | | | | | | | |
| | Interoffice Transport - Dedicated - DS1 combination - Per Mile per month | | | UNC1X | 1L5XX | 0.22 | | | | | | | | | |
| | Interoffice Transport - Dedicated - DS1 combination - Facility Termination per month | | | UNC1X | U1TF1 | 90.87 | | | | | | | | | |
| | EXTENDED DS3 DIGITAL EXTENDED LOOP WITH DEDICATED DS3 INTEROFFICE TRANSPORT | | | | | | | | | | | | | | |
| | DS3 Local Loop in combination - per mile per month | | | UNC3X | 1L5ND | 12.23 | | | | | | | | | |
| | DS3 Local Loop in combination - Facility Termination per month | | | UNC3X | UE3PX | 407.74 | | | | | | | | | |
| | Interoffice Transport - Dedicated - DS3 - Per Mile per month | | | UNC3X | 1L5XX | 4.70 | | | | | | | | | |
| | Interoffice Transport - Dedicated - DS3 combination - Facility Termination per month | | | UNC3X | U1TF3 | 1111.92 | | | | | | | | | |
| | EXTENDED STS-1 DIGITAL EXTENDED LOOP WITH DEDICATED STS-1 INTEROFFICE TRANSPORT | | | | | | | | | | | | | | |
| | STS-1 Local Loop in combination - per mile per month | | | UNCSX | 1L5ND | 12.23 | | | | | | | | | |
| | STS-1 Local Loop in combination - Facility Termination per month | | | UNCSX | UDLS1 | 423.87 | | | | | | | | | |
| | Interoffice Transport - Dedicated - STS-1 combination - per mile per month | | | UNCSX | 1L5XX | 4.70 | | | | | | | | | |
| | Interoffice Transport - Dedicated - STS-1 combination - Facility Termination per month | | | UNCSX | U1TFS | 1087.66 | | | | | | | | | |

| UNBUNDLED NETWORK ELEMENTS - Louisiana | | | | | | | | | | | Attachment: 2 Exh. B | | | | | |
|--|---------------|---|---------|------|-------|-------|------------|--------------|-------|-------------------------|----------------------------------|--------------------------------------|--|--|---|---|
| CATEGORY | RATE ELEMENTS | | Interim | Zone | BCS | USOC | RATES (\$) | | | | Svc Order Submitted Elec per LSR | Svc Order Submitted Manually per LSR | Incremental Charge - Manual Svc Order vs. Electronic-1st | Incremental Charge - Manual Svc Order vs. Electronic-Add'l | Incremental Charge - Manual Svc Order vs. Electronic-Disc 1st | Incremental Charge - Manual Svc Order vs. Electronic-Disc Add'l |
| | | | | | | | | | | | | | | | | |
| | | | | | | | Rec | Nonrecurring | | Nonrecurring Disconnect | | OSS Rates (\$) | | | | |
| | | | | | | | | First | Add'l | First | Add'l | SOME C | SOMAN | SOMAN | SOMAN | SOMAN |
| UNBUNDLED EXCHANGE ACCESS LOOP | | | | | | | | | | | | | | | | |
| 2-WIRE HIGH BIT RATE DIGITAL SUBSCRIBER LINE (HDSL) COMPATIBLE LOOP | | | | | | | | | | | | | | | | |
| | | 2 Wire Unbundled HDSL Loop including manual service inquiry & facility reservation - Zone 1 | | 1 | UHL | UHL2X | 11.26 | | | | | | | | | |
| | | 2 Wire Unbundled HDSL Loop including manual service inquiry & facility reservation - Zone 2 | | 2 | UHL | UHL2X | 13.25 | | | | | | | | | |
| | | 2 Wire Unbundled HDSL Loop including manual service inquiry & facility reservation - Zone 3 | | 3 | UHL | UHL2X | 14.65 | | | | | | | | | |
| | | 2 Wire Unbundled HDSL Loop without manual service inquiry and facility reservation - Zone 1 | | 1 | UHL | UHL2W | 11.26 | | | | | | | | | |
| | | 2 Wire Unbundled HDSL Loop without manual service inquiry and facility reservation - Zone 2 | | 2 | UHL | UHL2W | 13.25 | | | | | | | | | |
| | | 2 Wire Unbundled HDSL Loop without manual service inquiry and facility reservation - Zone 3 | | 3 | UHL | UHL2W | 14.65 | | | | | | | | | |
| 4-WIRE HIGH BIT RATE DIGITAL SUBSCRIBER LINE (HDSL) COMPATIBLE LOOP | | | | | | | | | | | | | | | | |
| | | 4 Wire Unbundled HDSL Loop including manual service inquiry and facility reservation - Zone 1 | | 1 | UHL | UHL4X | 18.68 | | | | | | | | | |
| | | 4-Wire Unbundled HDSL Loop including manual service inquiry and facility reservation - Zone 2 | | 2 | UHL | UHL4X | 19.15 | | | | | | | | | |
| | | 4-Wire Unbundled HDSL Loop including manual service inquiry and facility reservation - Zone 3 | | 3 | UHL | UHL4X | 19.94 | | | | | | | | | |
| | | 4-Wire Unbundled HDSL Loop without manual service inquiry and facility reservation - Zone 1 | | 1 | UHL | UHL4W | 18.68 | | | | | | | | | |
| | | 4-Wire Unbundled HDSL Loop without manual service inquiry and facility reservation - Zone 2 | | 2 | UHL | UHL4W | 19.15 | | | | | | | | | |
| | | 4-Wire Unbundled HDSL Loop without manual service inquiry and facility reservation - Zone 3 | | 3 | UHL | UHL4W | 19.94 | | | | | | | | | |
| 4-WIRE DS1 DIGITAL LOOP | | | | | | | | | | | | | | | | |
| | | 4-Wire DS1 Digital Loop - Zone 1 | | 1 | USL | USLXX | 98.56 | | | | | | | | | |
| | | 4-Wire DS1 Digital Loop - Zone 2 | | 2 | USL | USLXX | 224.20 | | | | | | | | | |
| | | 4-Wire DS1 Digital Loop - Zone 3 | | 3 | USL | USLXX | 565.73 | | | | | | | | | |
| HIGH CAPACITY UNBUNDLED LOCAL LOOP | | | | | | | | | | | | | | | | |
| | | High Capacity Unbundled Local Loop - DS3 - Per Mile per month | | | UE3 | 1L5ND | 11.55 | | | | | | | | | |
| | | High Capacity Unbundled Local Loop - DS3 - Facility Termination per month | | | UE3 | UE3PX | 416.69 | | | | | | | | | |
| | | High Capacity Unbundled Local Loop - STS-1 - Per Mile per month | | | UDLSX | 1L5ND | 11.55 | | | | | | | | | |
| | | High Capacity Unbundled Local Loop - STS-1 - Facility Termination per month | | | UDLSX | UDLS1 | 430.74 | | | | | | | | | |
| UNBUNDLED DEDICATED TRANSPORT | | | | | | | | | | | | | | | | |
| INTEROFFICE CHANNEL - DEDICATED TRANSPORT | | | | | | | | | | | | | | | | |
| | | Interoffice Channel - Dedicated Channel - DS1 - Per Mile per month | | | U1TD1 | 1L5XX | 0.30 | | | | | | | | | |
| | | Interoffice Channel - Dedicated Transport - DS1 - Facility Termination | | | U1TD1 | U1TF1 | 81.04 | | | | | | | | | |
| | | Interoffice Channel - Dedicated Transport - DS3 - Per Mile per month | | | U1TD3 | 1L5XX | 6.95 | | | | | | | | | |
| | | Interoffice Channel - Dedicated Transport - DS3 - Facility Termination per month | | | U1TD3 | U1TF3 | 978.02 | | | | | | | | | |
| | | Interoffice Channel - Dedicated Transport - STS-1 - Per Mile per month | | | U1TS1 | 1L5XX | 6.95 | | | | | | | | | |
| | | Interoffice Channel - Dedicated Transport - STS-1 - Facility Termination | | | U1TS1 | U1TFS | 954.72 | | | | | | | | | |
| ENHANCED EXTENDED LINK (EELs) | | | | | | | | | | | | | | | | |
| NOTE: The monthly recurring and non-recurring charges below will apply and the Switch-As-Is Charge will not apply for UNE combinations provisioned as ' Ordinarily Combined' Network Elements. | | | | | | | | | | | | | | | | |
| NOTE: The monthly recurring and the Switch-As-Is Charge and not the non-recurring charges below will apply for UNE combinations provisioned as ' Currently Combined' Network Elements. | | | | | | | | | | | | | | | | |
| EXTENDED 4-WIRE DS1 DIGITAL EXTENDED LOOP WITH DEDICATED DS1 INTEROFFICE TRANSPORT | | | | | | | | | | | | | | | | |

| UNBUNDLED NETWORK ELEMENTS - Louisiana | | | | | | | | | | | | Attachment: 2 Exh. B | | | |
|--|--|---------|------|-------|-------|------------|--------------|-------|-------------------------|----------------------------------|--------------------------------------|--|--|---|---|
| CATEGORY | RATE ELEMENTS | Interim | Zone | BCS | USOC | RATES (\$) | | | | Svc Order Submitted Elec per LSR | Svc Order Submitted Manually per LSR | Incremental Charge - Manual Svc Order vs. Electronic-1st | Incremental Charge - Manual Svc Order vs. Electronic-Add'l | Incremental Charge - Manual Svc Order vs. Electronic-Disc 1st | Incremental Charge - Manual Svc Order vs. Electronic-Disc Add'l |
| | | | | | | | | | | | | | | | |
| | | | | | | Rec | Nonrecurring | | Nonrecurring Disconnect | | OSS Rates (\$) | | | | |
| | | | | | | | First | Add'l | First | Add'l | SOME C | SOMAN | SOMAN | SOMAN | SOMAN |
| | 4-Wire DS1 Digital Loop in Combination - Zone 1 | | 1 | UNC1X | USLXX | 98.56 | | | | | | | | | |
| | 4-Wire DS1 Digital Loop in Combination - Zone 2 | | 2 | UNC1X | USLXX | 224.20 | | | | | | | | | |
| | 4-Wire DS1 Digital Loop in Combination - Zone 3 | | 3 | UNC1X | USLXX | 565.73 | | | | | | | | | |
| | Interoffice Transport - Dedicated - DS1 combination - Per Mile per month | | | UNC1X | 1L5XX | 0.30 | | | | | | | | | |
| | Interoffice Transport - Dedicated - DS1 combination - Facility Termination per month | | | UNC1X | U1TF1 | 81.04 | | | | | | | | | |
| | EXTENDED DS3 DIGITAL EXTENDED LOOP WITH DEDICATED DS3 INTEROFFICE TRANSPORT | | | | | | | | | | | | | | |
| | DS3 Local Loop in combination - per mile per month | | | UNC3X | 1L5ND | 13.28 | | | | | | | | | |
| | DS3 Local Loop in combination - Facility Termination per month | | | UNC3X | UE3PX | 479.19 | | | | | | | | | |
| | Interoffice Transport - Dedicated - DS3 - Per Mile per month | | | UNC3X | 1L5XX | 6.95 | | | | | | | | | |
| | Interoffice Transport - Dedicated - DS3 combination - Facility Termination per month | | | UNC3X | U1TF3 | 978.02 | | | | | | | | | |
| | EXTENDED STS-1 DIGITAL EXTENDED LOOP WITH DEDICATED STS-1 INTEROFFICE TRANSPORT | | | | | | | | | | | | | | |
| | STS-1 Local Loop in combination - per mile per month | | | UNCSX | 1L5ND | 13.28 | | | | | | | | | |
| | STS-1 Local Loop in combination - Facility Termination per month | | | UNCSX | UDLS1 | 495.36 | | | | | | | | | |
| | Interoffice Transport - Dedicated - STS-1 combination - per mile per month | | | UNCSX | 1L5XX | 6.95 | | | | | | | | | |
| | Interoffice Transport - Dedicated - STS-1 combination - Facility Termination per month | | | UNCSX | U1TFS | 954.72 | | | | | | | | | |

| UNBUNDLED NETWORK ELEMENTS - Mississippi | | | | | | | | | | | Attachment: 2 Exh. B | | | | | | |
|---|---------------|---|---------|------|-------|-------|------------|--------------|-------|-------------------------|----------------------------------|--------------------------------------|--|--|---|---|-------|
| CATEGORY | RATE ELEMENTS | | Interim | Zone | BCS | USOC | RATES (\$) | | | | Svc Order Submitted Elec per LSR | Svc Order Submitted Manually per LSR | Incremental Charge - Manual Svc Order vs. Electronic-1st | Incremental Charge - Manual Svc Order vs. Electronic-Add'l | Incremental Charge - Manual Svc Order vs. Electronic-Disc 1st | Incremental Charge - Manual Svc Order vs. Electronic-Disc Add'l | |
| | | | | | | | Rec | Nonrecurring | | Nonrecurring Disconnect | | OSS Rates (\$) | | | | | |
| | | | | | | | | | Add'l | | Add'l | SOME C | SOMAN | SOMAN | SOMAN | SOMAN | SOMAN |
| UNBUNDLED EXCHANGE ACCESS LOOP | | | | | | | | | | | | | | | | | |
| 2-WIRE HIGH BIT RATE DIGITAL SUBSCRIBER LINE (HDSL) COMPATIBLE LOOP | | | | | | | | | | | | | | | | | |
| | | 2 Wire Unbundled HDSL Loop including manual service inquiry & facility reservation - Zone 1 | | 1 | UHL | UHL2X | 10.06 | | | | | | | | | | |
| | | 2 Wire Unbundled HDSL Loop including manual service inquiry & facility reservation - Zone 2 | | 2 | UHL | UHL2X | 10.60 | | | | | | | | | | |
| | | 2 Wire Unbundled HDSL Loop including manual service inquiry & facility reservation - Zone 3 | | 3 | UHL | UHL2X | 11.35 | | | | | | | | | | |
| | | 2 Wire Unbundled HDSL Loop including manual service inquiry & facility reservation - Zone 4 | | 4 | UHL | UHL2X | 12.03 | | | | | | | | | | |
| | | 2 Wire Unbundled HDSL Loop without manual service inquiry and facility reservation - Zone 1 | | 1 | UHL | UHL2W | 10.06 | | | | | | | | | | |
| | | 2 Wire Unbundled HDSL Loop without manual service inquiry and facility reservation - Zone 2 | | 2 | UHL | UHL2W | 10.60 | | | | | | | | | | |
| | | 2 Wire Unbundled HDSL Loop without manual service inquiry and facility reservation - Zone 3 | | 3 | UHL | UHL2W | 11.35 | | | | | | | | | | |
| | | 2 Wire Unbundled HDSL Loop without manual service inquiry and facility reservation - Zone 4 | | 4 | UHL | UHL2W | 12.03 | | | | | | | | | | |
| 4-WIRE HIGH BIT RATE DIGITAL SUBSCRIBER LINE (HDSL) COMPATIBLE LOOP | | | | | | | | | | | | | | | | | |
| | | 4 Wire Unbundled HDSL Loop including manual service inquiry and facility reservation - Zone 1 | | 1 | UHL | UHL4X | 15.85 | | | | | | | | | | |
| | | 4-Wire Unbundled HDSL Loop including manual service inquiry and facility reservation - Zone 2 | | 2 | UHL | UHL4X | 15.44 | | | | | | | | | | |
| | | 4-Wire Unbundled HDSL Loop including manual service inquiry and facility reservation - Zone 3 | | 3 | UHL | UHL4X | 17.93 | | | | | | | | | | |
| | | 4-Wire Unbundled HDSL Loop including manual service inquiry and facility reservation - Zone 4 | | 4 | UHL | UHL4X | 16.63 | | | | | | | | | | |
| | | 4-Wire Unbundled HDSL Loop without manual service inquiry and facility reservation - Zone 1 | | 1 | UHL | UHL4W | 15.85 | | | | | | | | | | |
| | | 4-Wire Unbundled HDSL Loop without manual service inquiry and facility reservation - Zone 2 | | 2 | UHL | UHL4W | 15.44 | | | | | | | | | | |
| | | 4-Wire Unbundled HDSL Loop without manual service inquiry and facility reservation - Zone 3 | | 3 | UHL | UHL4W | 17.93 | | | | | | | | | | |
| | | 4-Wire Unbundled HDSL Loop without manual service inquiry and facility reservation - Zone 4 | | 4 | UHL | UHL4W | 16.63 | | | | | | | | | | |
| 4-WIRE DS1 DIGITAL LOOP | | | | | | | | | | | | | | | | | |
| | | 4-Wire DS1 Digital Loop - Zone 1 | | 1 | USL | USLXX | 118.62 | | | | | | | | | | |
| | | 4-Wire DS1 Digital Loop - Zone 2 | | 2 | USL | USLXX | 148.79 | | | | | | | | | | |
| | | 4-Wire DS1 Digital Loop - Zone 3 | | 3 | USL | USLXX | 237.75 | | | | | | | | | | |
| | | 4-Wire DS1 Digital Loop - Zone 4 | | 4 | USL | USLXX | 527.23 | | | | | | | | | | |
| HIGH CAPACITY UNBUNDLED LOCAL LOOP | | | | | | | | | | | | | | | | | |
| | | High Capacity Unbundled Local Loop - DS3 - Per Mile per month | | | UE3 | 1L5ND | 12.88 | | | | | | | | | | |
| | | High Capacity Unbundled Local Loop - DS3 - Facility Termination per month | | | UE3 | UE3PX | 375.07 | | | | | | | | | | |
| | | High Capacity Unbundled Local Loop - STS-1 - Per Mile per month | | | UDLSX | 1L5ND | 12.88 | | | | | | | | | | |
| | | High Capacity Unbundled Local Loop - STS-1 - Facility Termination per month | | | UDLSX | UDLS1 | 389.33 | | | | | | | | | | |
| UNBUNDLED DEDICATED TRANSPORT | | | | | | | | | | | | | | | | | |
| INTEROFFICE CHANNEL - DEDICATED TRANSPORT | | | | | | | | | | | | | | | | | |
| | | Interoffice Channel - Dedicated Channel - DS1 - Per Mile per month | | | U1TD1 | 1L5XX | 0.23 | | | | | | | | | | |
| | | Interoffice Channel - Dedicated Transport - DS1 - Facility Termination | | | U1TD1 | U1TF1 | 65.93 | | | | | | | | | | |
| | | Interoffice Channel - Dedicated Transport - DS3 - Per Mile per month | | | U1TD3 | 1L5XX | 5.47 | | | | | | | | | | |

| UNBUNDLED NETWORK ELEMENTS - Mississippi | | | | | | | | | | | Attachment: 2 Exh. B | | | | | |
|--|---------------|--|---------|------|-------|-------|------------|--------------|--|-------------------------|----------------------------------|--------------------------------------|--|--|---|---|
| CATEGORY | RATE ELEMENTS | | Interim | Zone | BCS | USOC | RATES (\$) | | | | Svc Order Submitted Elec per LSR | Svc Order Submitted Manually per LSR | Incremental Charge - Manual Svc Order vs. Electronic-1st | Incremental Charge - Manual Svc Order vs. Electronic-Add'l | Incremental Charge - Manual Svc Order vs. Electronic-Disc 1st | Incremental Charge - Manual Svc Order vs. Electronic-Disc Add'l |
| | | | | | | | Rec | Nonrecurring | | Nonrecurring Disconnect | | OSS Rates (\$) | | | | |
| | | | | | | | | Add'l | | Add'l | SOMEC | SOMAN | SOMAN | SOMAN | SOMAN | SOMAN |
| | | Interoffice Channel - Dedicated Transport - DS3 - Facility Termination per month | | | U1TD3 | U1TF3 | 738.18 | | | | | | | | | |
| | | Interoffice Channel - Dedicated Transport - STS-1 - Per Mile per month | | | U1TS1 | 1L5XX | 5.47 | | | | | | | | | |
| | | Interoffice Channel - Dedicated Transport - STS-1 - Facility Termination | | | U1TS1 | U1TFS | 740.84 | | | | | | | | | |
| ENHANCED EXTENDED LINK (EELs) | | | | | | | | | | | | | | | | |
| NOTE: The monthly recurring and non-recurring charges below will apply and the Switch-As-Is Charge will not apply for UNE combinations provisioned as ' Ordinarily Combined' Network Elements. | | | | | | | | | | | | | | | | |
| NOTE: The monthly recurring and the Switch-As-Is Charge and not the non-recurring charges below will apply for UNE combinations provisioned as ' Currently Combined' Network Elements. | | | | | | | | | | | | | | | | |
| EXTENDED 4-WIRE DS1 DIGITAL EXTENDED LOOP WITH DEDICATED DS1 INTEROFFICE TRANSPORT | | | | | | | | | | | | | | | | |
| | | 4-Wire DS1 Digital Loop in Combination - Zone 1 | | 1 | UNC1X | USLXX | 90.94 | | | | | | | | | |
| | | 4-Wire DS1 Digital Loop in Combination - Zone 2 | | 2 | UNC1X | USLXX | 148.79 | | | | | | | | | |
| | | 4-Wire DS1 Digital Loop in Combination - Zone 3 | | 3 | UNC1X | USLXX | 237.75 | | | | | | | | | |
| | | 4-wire DS1 Digital Local Loop in Combination - Zone 4 | | 4 | UNC1X | USLXX | 527.23 | | | | | | | | | |
| | | Interoffice Transport - Dedicated - DS1 combination - Per Mile per month | | | UNC1X | 1L5XX | 0.21 | | | | | | | | | |
| | | Interoffice Transport - Dedicated - DS1 combination - Facility Termination per month | | | UNC1X | U1TF1 | 59.48 | | | | | | | | | |
| EXTENDED DS3 DIGITAL EXTENDED LOOP WITH DEDICATED DS3 INTEROFFICE TRANSPORT | | | | | | | | | | | | | | | | |
| | | DS3 Local Loop in combination - per mile per month | | | UNC3X | 1L5ND | 14.81 | | | | | | | | | |
| | | DS3 Local Loop in combination - Facility Termination per month | | | UNC3X | UE3PX | 431.33 | | | | | | | | | |
| | | Interoffice Transport - Dedicated - DS3 - Per Mile per month | | | UNC3X | 1L5XX | 5.47 | | | | | | | | | |
| | | Interoffice Transport - Dedicated - DS3 combination - Facility Termination per month | | | UNC3X | U1TF3 | 738.18 | | | | | | | | | |
| EXTENDED STS-1 DIGITAL EXTENDED LOOP WITH DEDICATED STS-1 INTEROFFICE TRANSPORT | | | | | | | | | | | | | | | | |
| | | STS-1 Local Loop in combination - per mile per month | | | UNCSX | 1L5ND | 14.81 | | | | | | | | | |
| | | STS-1 Local Loop in combination - Facility Termination per month | | | UNCSX | UDLS1 | 447.73 | | | | | | | | | |
| | | Interoffice Transport - Dedicated - STS-1 combination - per mile per month | | | UNCSX | 1L5XX | 5.47 | | | | | | | | | |
| | | Interoffice Transport - Dedicated - STS-1 combination - Facility Termination per month | | | UNCSX | U1TFS | 740.84 | | | | | | | | | |

| UNBUNDLED NETWORK ELEMENTS - North Carolina | | | | | | | | | | | Attachment: 2 Exh. B | | | | | |
|--|---------------|---|---------|------|-------|-------|------------|--------------|-------|-------------------------|----------------------------------|--------------------------------------|--|--|---|---|
| CATEGORY | RATE ELEMENTS | | Interim | Zone | BCS | USOC | RATES (\$) | | | | Svc Order Submitted Elec per LSR | Svc Order Submitted Manually per LSR | Incremental Charge - Manual Svc Order vs. Electronic-1st | Incremental Charge - Manual Svc Order vs. Electronic-Add'l | Incremental Charge - Manual Svc Order vs. Electronic-Disc 1st | Incremental Charge - Manual Svc Order vs. Electronic-Disc Add'l |
| | | | | | | | | | | | | | | | | |
| | | | | | | | Rec | Nonrecurring | | Nonrecurring Disconnect | | OSS Rates (\$) | | | | |
| | | | | | | | | First | Add'l | First | Add'l | SOMEc | SOMAN | SOMAN | SOMAN | SOMAN |
| UNBUNDLED EXCHANGE ACCESS LOOP | | | | | | | | | | | | | | | | |
| 2-WIRE HIGH BIT RATE DIGITAL SUBSCRIBER LINE (HDSL) COMPATIBLE LOOP | | | | | | | | | | | | | | | | |
| | | 2 Wire Unbundled HDSL Loop including manual service inquiry & facility reservation - Zone 1 | | 1 | UHL | UHL2X | 9.14 | | | | | | | | | |
| | | 2 Wire Unbundled HDSL Loop including manual service inquiry & facility reservation - Zone 2 | | 2 | UHL | UHL2X | 10.52 | | | | | | | | | |
| | | 2 Wire Unbundled HDSL Loop including manual service inquiry & facility reservation - Zone 3 | | 3 | UHL | UHL2X | 10.96 | | | | | | | | | |
| | | 2 Wire Unbundled HDSL Loop without manual service inquiry and facility reservation - Zone 1 | | 1 | UHL | UHL2W | 9.14 | | | | | | | | | |
| | | 2 Wire Unbundled HDSL Loop without manual service inquiry and facility reservation - Zone 2 | | 2 | UHL | UHL2W | 10.52 | | | | | | | | | |
| | | 2 Wire Unbundled HDSL Loop without manual service inquiry and facility reservation - Zone 3 | | 3 | UHL | UHL2W | 10.96 | | | | | | | | | |
| 4-WIRE HIGH BIT RATE DIGITAL SUBSCRIBER LINE (HDSL) COMPATIBLE LOOP | | | | | | | | | | | | | | | | |
| | | 4 Wire Unbundled HDSL Loop including manual service inquiry and facility reservation - Zone 1 | | 1 | UHL | UHL4X | 12.66 | | | | | | | | | |
| | | 4-Wire Unbundled HDSL Loop including manual service inquiry and facility reservation - Zone 2 | | 2 | UHL | UHL4X | 14.03 | | | | | | | | | |
| | | 4-Wire Unbundled HDSL Loop including manual service inquiry and facility reservation - Zone 3 | | 3 | UHL | UHL4X | 15.51 | | | | | | | | | |
| | | 4-Wire Unbundled HDSL Loop without manual service inquiry and facility reservation - Zone 1 | | 1 | UHL | UHL4W | 12.66 | | | | | | | | | |
| | | 4-Wire Unbundled HDSL Loop without manual service inquiry and facility reservation - Zone 2 | | 2 | UHL | UHL4W | 14.03 | | | | | | | | | |
| | | 4-Wire Unbundled HDSL Loop without manual service inquiry and facility reservation - Zone 3 | | 3 | UHL | UHL4W | 15.51 | | | | | | | | | |
| 4-WIRE DS1 DIGITAL LOOP | | | | | | | | | | | | | | | | |
| | | 4-Wire DS1 Digital Loop - Zone 1 | | 1 | USL | USLXX | 73.16 | | | | | | | | | |
| | | 4-Wire DS1 Digital Loop - Zone 2 | | 2 | USL | USLXX | 120.06 | | | | | | | | | |
| | | 4-Wire DS1 Digital Loop - Zone 3 | | 3 | USL | USLXX | 241.75 | | | | | | | | | |
| HIGH CAPACITY UNBUNDLED LOCAL LOOP | | | | | | | | | | | | | | | | |
| | | High Capacity Unbundled Local Loop - DS3 - Per Mile per month | | | UE3 | 1L5ND | 14.89 | | | | | | | | | |
| | | High Capacity Unbundled Local Loop - DS3 - Facility Termination per month | | | UE3 | UE3PX | 264.38 | | | | | | | | | |
| | | High Capacity Unbundled Local Loop - STS-1 - Per Mile per month | | | UDLSX | 1L5ND | 14.89 | | | | | | | | | |
| | | High Capacity Unbundled Local Loop - STS-1 - Facility Termination per month | | | UDLSX | UDLS1 | 296.49 | | | | | | | | | |
| UNBUNDLED DEDICATED TRANSPORT | | | | | | | | | | | | | | | | |
| INTEROFFICE CHANNEL - DEDICATED TRANSPORT | | | | | | | | | | | | | | | | |
| | | Interoffice Channel - Dedicated Channel - DS1 - Per Mile per month | | | U1TD1 | 1L5XX | 0.2229 | | | | | | | | | |
| | | Interoffice Channel - Dedicated Tranport - DS1 - Facility Termination | | | U1TD1 | U1TF1 | 35.87 | | | | | | | | | |
| | | Interoffice Channel - Dedicated Transport - DS3 - Per Mile per month | | | U1TD3 | 1L5XX | 5.11 | | | | | | | | | |
| | | Interoffice Channel - Dedicated Transport - DS3 - Facility Termination per month | | | U1TD3 | U1TF3 | 379.40 | | | | | | | | | |
| | | Interoffice Channel - Dedicated Transport - STS-1 - Per Mile per month | | | U1TS1 | 1L5XX | 5.11 | | | | | | | | | |
| | | Interoffice Channel - Dedicated Transport - STS-1 - Facility Termination | | | U1TS1 | U1TFS | 390.08 | | | | | | | | | |
| ENHANCED EXTENDED LINK (EELs) | | | | | | | | | | | | | | | | |
| NOTE: The monthly recurring and non-recurring charges below will apply and the Switch-As-Is Charge will not apply for UNE combinations provisioned as ' Ordinarily Combined' Network Elements. | | | | | | | | | | | | | | | | |
| NOTE: The monthly recurring and the Switch-As-Is Charge and not the non-recurring charges below will apply for UNE combinations provisioned as ' Currently Combined' Network Elements. | | | | | | | | | | | | | | | | |
| EXTENDED 4-WIRE DS1 DIGITAL EXTENDED LOOP WITH DEDICATED DS1 INTEROFFICE TRANSPORT | | | | | | | | | | | | | | | | |

| UNBUNDLED NETWORK ELEMENTS - North Carolina | | | | | | | | | | | | Attachment: 2 Exh. B | | | |
|---|--|---------|------|-------|-------|------------|----------------------------------|--------------------------------------|--|--|---|---|-------|-------|-------|
| CATEGORY | RATE ELEMENTS | Interim | Zone | BCS | USOC | RATES (\$) | Svc Order Submitted Elec per LSR | Svc Order Submitted Manually per LSR | Incremental Charge - Manual Svc Order vs. Electronic-1st | Incremental Charge - Manual Svc Order vs. Electronic-Add'l | Incremental Charge - Manual Svc Order vs. Electronic-Disc 1st | Incremental Charge - Manual Svc Order vs. Electronic-Disc Add'l | | | |
| | | | | | | | | | | | | | | | |
| | | | | | | Rec | Nonrecurring | | Nonrecurring Disconnect | | OSS Rates (\$) | | | | |
| | | | | | | | First | Add'l | First | Add'l | SOME C | SOMAN | SOMAN | SOMAN | SOMAN |
| | 4-Wire DS1 Digital Loop in Combination - Zone 1 | | 1 | UNC1X | USLXX | 73.16 | | | | | | | | | |
| | 4-Wire DS1 Digital Loop in Combination - Zone 2 | | 2 | UNC1X | USLXX | 120.06 | | | | | | | | | |
| | 4-Wire DS1 Digital Loop in Combination - Zone 3 | | 3 | UNC1X | USLXX | 241.75 | | | | | | | | | |
| | Interoffice Transport - Dedicated - DS1 combination - Per Mile per month | | | UNC1X | 1L5XX | 0.2229 | | | | | | | | | |
| | Interoffice Transport - Dedicated - DS1 combination - Facility Termination per month | | | UNC1X | U1TF1 | 35.72 | | | | | | | | | |
| | EXTENDED DS3 DIGITAL EXTENDED LOOP WITH DEDICATED DS3 INTEROFFICE TRANSPORT | | | | | | | | | | | | | | |
| | DS3 Local Loop in combination - per mile per month | | | UNC3X | 1L5ND | 14.89 | | | | | | | | | |
| | DS3 Local Loop in combination - Facility Termination per month | | | UNC3X | UE3PX | 264.38 | | | | | | | | | |
| | Interoffice Transport - Dedicated - DS3 - Per Mile per month | | | UNC3X | 1L5XX | 5.11 | | | | | | | | | |
| | Interoffice Transport - Dedicated - DS3 combination - Facility Termination per month | | | UNC3X | U1TF3 | 379.40 | | | | | | | | | |
| | EXTENDED STS-1 DIGITAL EXTENDED LOOP WITH DEDICATED STS-1 INTEROFFICE TRANSPORT | | | | | | | | | | | | | | |
| | STS-1 Local Loop in combination - per mile per month | | | UNCSX | 1L5ND | 14.89 | | | | | | | | | |
| | STS-1 Local Loop in combination - Facility Termination per month | | | UNCSX | UDLS1 | 390.08 | | | | | | | | | |
| | Interoffice Transport - Dedicated - STS-1 combination - per mile per month | | | UNCSX | 1L5XX | 5.11 | | | | | | | | | |
| | Interoffice Transport - Dedicated - STS-1 combination - Facility Termination per month | | | UNCSX | U1TFS | 390.08 | | | | | | | | | |

| UNBUNDLED NETWORK ELEMENTS - South Carolina | | | | | | | | | | | Attachment: 2 Exh. B | | | | | | |
|--|--|---|---------|------|-------|-------|------------|--------------|-------|-------------------------|----------------------------------|--------------------------------------|--|--|---|---|-------|
| CATEGORY | RATE ELEMENTS | | Interim | Zone | BCS | USOC | RATES (\$) | | | | Svc Order Submitted Elec per LSR | Svc Order Submitted Manually per LSR | Incremental Charge - Manual Svc Order vs. Electronic-1st | Incremental Charge - Manual Svc Order vs. Electronic-Add'l | Incremental Charge - Manual Svc Order vs. Electronic-Disc 1st | Incremental Charge - Manual Svc Order vs. Electronic-Disc Add'l | |
| | | | | | | | Rec | Nonrecurring | | Nonrecurring Disconnect | | OSS Rates (\$) | | | | | |
| | | | | | | | | First | Add'l | First | Add'l | SOMECH | SOMAN | SOMAN | SOMAN | SOMAN | SOMAN |
| UNBUNDLED EXCHANGE ACCESS LOOP | | | | | | | | | | | | | | | | | |
| | 2-WIRE HIGH BIT RATE DIGITAL SUBSCRIBER LINE (HDSL) COMPATIBLE LOOP | | | | | | | | | | | | | | | | |
| | | 2 Wire Unbundled HDSL Loop including manual service inquiry & facility reservation - Zone 1 | | 1 | UHL | UHL2X | 11.02 | | | | | | | | | | |
| | | 2 Wire Unbundled HDSL Loop including manual service inquiry & facility reservation - Zone 2 | | 2 | UHL | UHL2X | 12.56 | | | | | | | | | | |
| | | 2 Wire Unbundled HDSL Loop including manual service inquiry & facility reservation - Zone 3 | | 3 | UHL | UHL2X | 13.11 | | | | | | | | | | |
| | | 2 Wire Unbundled HDSL Loop without manual service inquiry and facility reservation - Zone 1 | | 1 | UHL | UHL2W | 11.02 | | | | | | | | | | |
| | | 2 Wire Unbundled HDSL Loop without manual service inquiry and facility reservation - Zone 2 | | 2 | UHL | UHL2W | 12.56 | | | | | | | | | | |
| | | 2 Wire Unbundled HDSL Loop without manual service inquiry and facility reservation - Zone 3 | | 3 | UHL | UHL2W | 13.11 | | | | | | | | | | |
| | 4-WIRE HIGH BIT RATE DIGITAL SUBSCRIBER LINE (HDSL) COMPATIBLE LOOP | | | | | | | | | | | | | | | | |
| | | 4 Wire Unbundled HDSL Loop including manual service inquiry and facility reservation - Zone 1 | | 1 | UHL | UHL4X | 18.42 | | | | | | | | | | |
| | | 4-Wire Unbundled HDSL Loop including manual service inquiry and facility reservation - Zone 2 | | 2 | UHL | UHL4X | 16.48 | | | | | | | | | | |
| | | 4-Wire Unbundled HDSL Loop including manual service inquiry and facility reservation - Zone 3 | | 3 | UHL | UHL4X | 19.37 | | | | | | | | | | |
| | | 4-Wire Unbundled HDSL Loop without manual service inquiry and facility reservation - Zone 1 | | 1 | UHL | UHL4W | 18.42 | | | | | | | | | | |
| | | 4-Wire Unbundled HDSL Loop without manual service inquiry and facility reservation - Zone 2 | | 2 | UHL | UHL4W | 16.48 | | | | | | | | | | |
| | | 4-Wire Unbundled HDSL Loop without manual service inquiry and facility reservation - Zone 3 | | 3 | UHL | UHL4W | 19.37 | | | | | | | | | | |
| | 4-WIRE DS1 DIGITAL LOOP | | | | | | | | | | | | | | | | |
| | | 4-Wire DS1 Digital Loop - Zone 1 | | 1 | USL | USLXX | 91.44 | | | | | | | | | | |
| | | 4-Wire DS1 Digital Loop - Zone 2 | | 2 | USL | USLXX | 156.40 | | | | | | | | | | |
| | | 4-Wire DS1 Digital Loop - Zone 3 | | 3 | USL | USLXX | 263.52 | | | | | | | | | | |
| HIGH CAPACITY UNBUNDLED LOCAL LOOP | | | | | | | | | | | | | | | | | |
| | | High Capacity Unbundled Local Loop - DS3 - Per Mile per month | | | UE3 | 1L5ND | 14.10 | | | | | | | | | | |
| | | High Capacity Unbundled Local Loop - DS3 - Facility Termination per month | | | UE3 | UE3PX | 352.31 | | | | | | | | | | |
| | | High Capacity Unbundled Local Loop - STS-1 - Per Mile per month | | | UDLSX | 1L5ND | 14.10 | | | | | | | | | | |
| | | High Capacity Unbundled Local Loop - STS-1 - Facility Termination per month | | | UDLSX | UDLS1 | 360.51 | | | | | | | | | | |
| UNBUNDLED DEDICATED TRANSPORT | | | | | | | | | | | | | | | | | |
| | INTEROFFICE CHANNEL - DEDICATED TRANSPORT | | | | | | | | | | | | | | | | |
| | | Interoffice Channel - Dedicated Channel - DS1 - Per Mile per month | | | U1TD1 | 1L5XX | 0.39 | | | | | | | | | | |
| | | Interoffice Channel - Dedicated Transport - DS1 - Facility Termination | | | U1TD1 | U1TF1 | 88.71 | | | | | | | | | | |
| | | Interoffice Channel - Dedicated Transport - DS3 - Per Mile per month | | | U1TD3 | 1L5XX | 9.22 | | | | | | | | | | |
| | | Interoffice Channel - Dedicated Transport - DS3 - Facility Termination per month | | | U1TD3 | U1TF3 | 1012.75 | | | | | | | | | | |
| | | Interoffice Channel - Dedicated Transport - STS-1 - Per Mile per month | | | U1TS1 | 1L5XX | 9.22 | | | | | | | | | | |
| | | Interoffice Channel - Dedicated Transport - STS-1 - Facility Termination | | | U1TS1 | U1TFS | 1012.63 | | | | | | | | | | |
| ENHANCED EXTENDED LINK (EELs) | | | | | | | | | | | | | | | | | |
| | NOTE: The monthly recurring and non-recurring charges below will apply and the Switch-As-Is Charge will not apply for UNE combinations provisioned as ' Ordinarily Combined' Network Elements. | | | | | | | | | | | | | | | | |
| | NOTE: The monthly recurring and the Switch-As-Is Charge and not the non-recurring charges below will apply for UNE combinations provisioned as ' Currently Combined' Network Elements. | | | | | | | | | | | | | | | | |
| EXTENDED 4-WIRE DS1 DIGITAL EXTENDED LOOP WITH DEDICATED DS1 INTEROFFICE TRANSPORT | | | | | | | | | | | | | | | | | |

| UNBUNDLED NETWORK ELEMENTS - South Carolina | | | | | | | | | | | Attachment: 2 Exh. B | | | | |
|---|--|---------|------|-------|-------|------------|--------------|-------|-------------------------|----------------------------------|--------------------------------------|--|--|---|---|
| CATEGORY | RATE ELEMENTS | Interim | Zone | BCS | USOC | RATES (\$) | | | | Svc Order Submitted Elec per LSR | Svc Order Submitted Manually per LSR | Incremental Charge - Manual Svc Order vs. Electronic-1st | Incremental Charge - Manual Svc Order vs. Electronic-Add'l | Incremental Charge - Manual Svc Order vs. Electronic-Disc 1st | Incremental Charge - Manual Svc Order vs. Electronic-Disc Add'l |
| | | | | | | Rec | Nonrecurring | | Nonrecurring Disconnect | | OSS Rates (\$) | | | | |
| | | | | | | | First | Add'l | First | Add'l | SOME C | SOMAN | SOMAN | SOMAN | SOMAN |
| | 4-Wire DS1 Digital Loop in Combination - Zone 1 | | 1 | UNC1X | USLXX | 104.50 | | | | | | | | | |
| | 4-Wire DS1 Digital Loop in Combination - Zone 2 | | 2 | UNC1X | USLXX | 178.74 | | | | | | | | | |
| | 4-Wire DS1 Digital Loop in Combination - Zone 3 | | 3 | UNC1X | USLXX | 301.17 | | | | | | | | | |
| | Interoffice Transport - Dedicated - DS1 combination - Per Mile per month | | | UNC1X | 1L5XX | 0.31 | | | | | | | | | |
| | Interoffice Transport - Dedicated - DS1 combination - Facility Termination per month | | | UNC1X | U1TF1 | 70.97 | | | | | | | | | |
| | EXTENDED DS3 DIGITAL EXTENDED LOOP WITH DEDICATED DS3 INTEROFFICE TRANSPORT | | | | | | | | | | | | | | |
| | DS3 Local Loop in combination - per mile per month | | | UNC3X | 1L5ND | 14.10 | | | | | | | | | |
| | DS3 Local Loop in combination - Facility Termination per month | | | UNC3X | UE3PX | 352.31 | | | | | | | | | |
| | Interoffice Transport - Dedicated - DS3 - Per Mile per month | | | UNC3X | 1L5XX | 7.38 | | | | | | | | | |
| | Interoffice Transport - Dedicated - DS3 combination - Facility Termination per month | | | UNC3X | U1TF3 | 810.20 | | | | | | | | | |
| | EXTENDED STS-1 DIGITAL EXTENDED LOOP WITH DEDICATED STS-1 INTEROFFICE TRANSPORT | | | | | | | | | | | | | | |
| | STS-1 Local Loop in combination - per mile per month | | | UNCSX | 1L5ND | 14.10 | | | | | | | | | |
| | STS-1 Local Loop in combination - Facility Termination per month | | | UNCSX | UDLS1 | 360.51 | | | | | | | | | |
| | Interoffice Transport - Dedicated - STS-1 combination - per mile per month | | | UNCSX | 1L5XX | 7.38 | | | | | | | | | |
| | Interoffice Transport - Dedicated - STS-1 combination - Facility Termination per month | | | UNCSX | U1TFS | 810.11 | | | | | | | | | |

| UNBUNDLED NETWORK ELEMENTS - Tennessee | | | | | | | | | | | Attachment: 2 Exh. B | | | | | | | | | |
|--|---------------|--|---------|------|-------|-------|------------|--------------------|-------|-------------------------------|----------------------|----------------------------------|--------------------------------------|--|--|---|---|-------|--|--|
| CATEGORY | RATE ELEMENTS | | Interim | Zone | BCS | USOC | RATES (\$) | | | | | Svc Order Submitted Elec per LSR | Svc Order Submitted Manually per LSR | Incremental Charge - Manual Svc Order vs. Electronic-1st | Incremental Charge - Manual Svc Order vs. Electronic-Add'l | Incremental Charge - Manual Svc Order vs. Electronic-Disc 1st | Incremental Charge - Manual Svc Order vs. Electronic-Disc Add'l | | | |
| | | | | | | | | | | | | | | | | | | | | |
| | | | | | | | Rec | Nonrecurring First | Add'l | Nonrecurring Disconnect First | Add'l | SOME C | SOMAN | OSS Rates (\$) | | | SOMAN | SOMAN | | |
| | | | | | | | | | | | | | | | | | | | | |
| UNBUNDLED EXCHANGE ACCESS LOOP | | | | | | | | | | | | | | | | | | | | |
| | | 2-WIRE HIGH BIT RATE DIGITAL SUBSCRIBER LINE (HDSL) COMPATIBLE LOOP | | | | | | | | | | | | | | | | | | |
| | | 2 Wire Unbundled HDSL Loop including manual service inquiry & facility reservation - Zone 1 | | 1 | UHL | UHL2X | 11.09 | | | | | | | | | | | | | |
| | | 2 Wire Unbundled HDSL Loop including manual service inquiry & facility reservation - Zone 2 | | 2 | UHL | UHL2X | 16.61 | | | | | | | | | | | | | |
| | | 2 Wire Unbundled HDSL Loop including manual service inquiry & facility reservation - Zone 3 | | 3 | UHL | UHL2X | 27.74 | | | | | | | | | | | | | |
| | | 2 Wire Unbundled HDSL Loop without manual service inquiry and facility reservation - Zone 1 | | 1 | UHL | UHL2W | 11.09 | | | | | | | | | | | | | |
| | | 2 Wire Unbundled HDSL Loop without manual service inquiry and facility reservation - Zone 2 | | 2 | UHL | UHL2W | 16.61 | | | | | | | | | | | | | |
| | | 2 Wire Unbundled HDSL Loop without manual service inquiry and facility reservation - Zone 3 | | 3 | UHL | UHL2W | 27.74 | | | | | | | | | | | | | |
| | | 4-WIRE HIGH BIT RATE DIGITAL SUBSCRIBER LINE (HDSL) COMPATIBLE LOOP | | | | | | | | | | | | | | | | | | |
| | | 4 Wire Unbundled HDSL Loop including manual service inquiry and facility reservation - Zone 1 | | 1 | UHL | UHL4X | 14.26 | | | | | | | | | | | | | |
| | | 4-Wire Unbundled HDSL Loop including manual service inquiry and facility reservation - Zone 2 | | 2 | UHL | UHL4X | 21.37 | | | | | | | | | | | | | |
| | | 4-Wire Unbundled HDSL Loop including manual service inquiry and facility reservation - Zone 3 | | 3 | UHL | UHL4X | 35.68 | | | | | | | | | | | | | |
| | | 4-Wire Unbundled HDSL Loop without manual service inquiry and facility reservation - Zone 1 | | 1 | UHL | UHL4W | 14.26 | | | | | | | | | | | | | |
| | | 4-Wire Unbundled HDSL Loop without manual service inquiry and facility reservation - Zone 2 | | 2 | UHL | UHL4W | 21.37 | | | | | | | | | | | | | |
| | | 4-Wire Unbundled HDSL Loop without manual service inquiry and facility reservation - Zone 3 | | 3 | UHL | UHL4W | 35.68 | | | | | | | | | | | | | |
| | | 4-WIRE DS1 DIGITAL LOOP | | | | | | | | | | | | | | | | | | |
| | | 4-Wire DS1 Digital Loop - Zone 1 | | 1 | USL | USLXX | 59.09 | | | | | | | | | | | | | |
| | | 4-Wire DS1 Digital Loop - Zone 2 | | 2 | USL | USLXX | 88.53 | | | | | | | | | | | | | |
| | | 4-Wire DS1 Digital Loop - Zone 3 | | 3 | USL | USLXX | 147.82 | | | | | | | | | | | | | |
| HIGH CAPACITY UNBUNDLED LOCAL LOOP | | | | | | | | | | | | | | | | | | | | |
| | | High Capacity Unbundled Local Loop - DS3 - Per Mile per month | | | UE3 | 1L5ND | 10.57 | | | | | | | | | | | | | |
| | | High Capacity Unbundled Local Loop - DS3 - Facility Termination per month | | | UE3 | UE3PX | 430.38 | | | | | | | | | | | | | |
| | | High Capacity Unbundled Local Loop - STS-1 - Per Mile per month | | | UDLSX | 1L5ND | 10.57 | | | | | | | | | | | | | |
| | | High Capacity Unbundled Local Loop - STS-1 - Facility Termination per month | | | UDLSX | UDLS1 | 447.75 | | | | | | | | | | | | | |
| UNBUNDLED DEDICATED TRANSPORT | | | | | | | | | | | | | | | | | | | | |
| | | INTEROFFICE CHANNEL - DEDICATED TRANSPORT | | | | | | | | | | | | | | | | | | |
| | | Interoffice Channel - Dedicated Channel - DS1 - Per Mile per month | | | U1TD1 | 1L5XX | 0.40963 | | | | | | | | | | | | | |
| | | Interoffice Channel - Dedicated Transport - DS1 - Facility Termination | | | U1TD1 | U1TF1 | 89.54 | | | | | | | | | | | | | |
| | | Interoffice Channel - Dedicated Transport - DS3 - Per Mile per month | | | U1TD3 | 1L5XX | 2.69 | | | | | | | | | | | | | |
| | | Interoffice Channel - Dedicated Transport - DS3 - Facility Termination per month | | | U1TD3 | U1TF3 | 976.34 | | | | | | | | | | | | | |
| | | Interoffice Channel - Dedicated Transport - STS-1 - Per Mile per month | | | U1TS1 | 1L5XX | 2.69 | | | | | | | | | | | | | |
| | | Interoffice Channel - Dedicated Transport - STS-1 - Facility Termination | | | U1TS1 | U1TFS | 976.70 | | | | | | | | | | | | | |
| ENHANCED EXTENDED LINK (EELs) AND THEIR COMPONENTS | | | | | | | | | | | | | | | | | | | | |
| | | NOTE: The monthly recurring and non-recurring charges below will apply and the Switch-As-Is Charge will not apply for UNE combinations provisioned as ' Ordinarily Combined' Network Elements. | | | | | | | | | | | | | | | | | | |
| | | NOTE: The monthly recurring and the Switch-As-Is Charge and not the non-recurring charges below will apply for UNE combinations provisioned as ' Currently Combined' Network Elements. | | | | | | | | | | | | | | | | | | |
| | | EXTENDED 4-WIRE DS1 DIGITAL EXTENDED LOOP WITH DEDICATED DS1 INTEROFFICE TRANSPORT | | | | | | | | | | | | | | | | | | |

| UNBUNDLED NETWORK ELEMENTS - Tennessee | | | | | | | | | | | Attachment: 2 Exh. B | | | | |
|--|--|---------|------|-------|-------|------------|--------------------|-------|-------------------------------|----------------------------------|--------------------------------------|--|--|---|---|
| CATEGORY | RATE ELEMENTS | Interim | Zone | BCS | USOC | RATES (\$) | | | | Svc Order Submitted Elec per LSR | Svc Order Submitted Manually per LSR | Incremental Charge - Manual Svc Order vs. Electronic-1st | Incremental Charge - Manual Svc Order vs. Electronic-Add'l | Incremental Charge - Manual Svc Order vs. Electronic-Disc 1st | Incremental Charge - Manual Svc Order vs. Electronic-Disc Add'l |
| | | | | | | Rec | Nonrecurring First | Add'l | Nonrecurring Disconnect First | Add'l | OSS Rates (\$) | | | | |
| | | | | | | | | | | | SOME C | SOMAN | SOMAN | SOMAN | SOMAN |
| | 4-Wire DS1 Digital Loop in Combination - Zone 1 | | 1 | UNC1X | USLXX | 59.09 | | | | | | | | | |
| | 4-Wire DS1 Digital Loop in Combination - Zone 2 | | 2 | UNC1X | USLXX | 88.53 | | | | | | | | | |
| | 4-Wire DS1 Digital Loop in Combination - Zone 3 | | 3 | UNC1X | USLXX | 147.82 | | | | | | | | | |
| | Interoffice Transport - Dedicated - DS1 combination - Per Mile per month | | | UNC1X | 1L5XX | 0.40963 | | | | | | | | | |
| | Interoffice Transport - Dedicated - DS1 combination - Facility Termination per month | | | UNC1X | U1TF1 | 89.54 | | | | | | | | | |
| | EXTENDED DS3 DIGITAL EXTENDED LOOP WITH DEDICATED DS3 INTEROFFICE TRANSPORT | | | | | | | | | | | | | | |
| | DS3 Local Loop in combination - per mile per month | | | UNC3X | 1L5ND | 10.57 | | | | | | | | | |
| | DS3 Local Loop in combination - Facility Termination per month | | | UNC3X | UE3PX | 430.38 | | | | | | | | | |
| | Interoffice Transport - Dedicated - DS3 - Per Mile per month | | | UNC3X | 1L5XX | 2.69 | | | | | | | | | |
| | Interoffice Transport - Dedicated - DS3 combination - Facility Termination per month | | | UNC3X | U1TF3 | 983.22 | | | | | | | | | |
| | EXTENDED STS-1 DIGITAL EXTENDED LOOP WITH DEDICATED STS-1 INTEROFFICE TRANSPORT | | | | | | | | | | | | | | |
| | STS-1 Local Loop in combination - per mile per month | | | UNCSX | 1L5ND | 10.57 | | | | | | | | | |
| | STS-1 Local Loop in combination - Facility Termination per month | | | UNCSX | UDLS1 | 447.75 | | | | | | | | | |
| | Interoffice Transport - Dedicated - STS-1 combination - per mile per month | | | UNCSX | 1L5XX | 2.69 | | | | | | | | | |
| | Interoffice Transport - Dedicated - STS-1 combination - Facility Termination per month | | | UNCSX | U1TFS | 976.70 | | | | | | | | | |

Attachment 3
Network Interconnection

TABLE OF CONTENTS

| | | |
|-----------|--|------------------|
| 1 | General | 3 |
| 2 | Definitions: (For the purpose of this Attachment) | 3 |
| 3 | Network Interconnection | 5 |
| 4 | Interconnection Trunk Group Architectures | 7 |
| 5 | Network Design And Management For Interconnection..... | 14 |
| 6 | Forecasting for Trunk Provisioning..... | 14 |
| 7 | Local Dialing Parity | 17 |
| 8 | Interconnection Compensation..... | 17 |
| 9 | Ordering Charges..... | 23 |
| 10 | Basic 911 and E911 Interconnection | 23 |
| 11 | SS7 Network Interconnection | 24 |
| | Rates | Exhibit A |
| | Basic Architecture | Exhibit B |
| | One Way Architecture | Exhibit C |
| | Two Way Architecture | Exhibit D |
| | Supergroup Architecture | Exhibit E |

NETWORK INTERCONNECTION

1 General

- 1.1 The Parties shall provide interconnection with each other's networks for the transmission and routing of telephone exchange service (Local Traffic), ISP-Bound Traffic, and exchange access (Switched Access Traffic) on the following terms:

2 Definitions: (For the purpose of this Attachment)

For purposes of this attachment only, the following terms shall have the definitions set forth below:

- 2.1 **Automatic Location Identification (ALI)** is a feature by which the address associated with the calling party's telephone number (ANI) is forwarded to the PSAP for display. Access to the ALI database is described in Attachment 2 to this Agreement.
- 2.2 **Automatic Number Identification (ANI)** corresponds to the seven-digit telephone number assigned by the serving local exchange carrier.
- 2.3 **BellSouth Trunk Group** is defined as a one-way trunk group carrying BellSouth originated traffic to be terminated by Image Access.
- 2.4 **911 Service** is as described in this Attachment.
- 2.5 **Call Termination** has the meaning set forth for "termination" in 47 C.F.R. § 51.701(d).
- 2.6 **Call Transport** has the meaning set forth for "transport" in 47 C.F.R. § 51.701(c).
- 2.7 **Call Transport and Termination** is used collectively to mean the switching and transport functions from the Interconnection Point to the last point of switching.
- 2.8 **Common (Shared) Transport** is defined as the transport of the originating Party's traffic by the terminating Party over the terminating Party's common (shared) facilities between (1) the terminating Party's tandem switch and end office switch, (2) between the terminating Party's tandem switches, and/or (3) between the terminating Party's host and remote end office switches. All switches referred herein must be entered into the The Telcordia® LERG™ Routing Guide (LERG).
- 2.9 **Dedicated Interoffice Facility** is defined as a switch transport facility between a Party's Serving Wire Center and the first point of switching within the LATA on the other Party's network.
- 2.10 **End Office Switching** is defined as the function that establishes a communications path between the trunk side and line side of the End Office switch.

- 2.11 **Fiber Meet** is an interconnection arrangement whereby the Parties physically interconnect their networks via an optical fiber interface at which one Party's facilities, provisioning, and maintenance responsibility begins and the other Party's responsibility ends.
- 2.12 **Final Trunk Group** is defined as the last choice trunk group between two (2) switches for which there is no alternate route.
- 2.13 **Integrated Services Digital Network User Part (ISUP)** is a message protocol to support call set-up and release for interoffice voice connections over SS7 signaling.
- 2.14 **Interconnection Point (IP)** is the physical telecommunications equipment interface that interconnects the networks of BellSouth and Image Access.
- 2.15 **IntraLATA Toll Traffic** is as defined in this Attachment.
- 2.16 **ISP-Bound Traffic** is as defined in this Attachment.
- 2.17 **Local Channel** is defined as a switched transport facility between a Party's Interconnection Point and the IP's Serving Wire Center.
- 2.18 **Local Traffic** is as defined in this Attachment.
- 2.19 **Public Safety Answering Point (PSAP)** is the answering location for 911 calls.
- 2.20 **Selective Routing (SR)** is a standard feature that routes an E911 call from the tandem to the designated PSAP based upon the address of the ANI of the calling party.
- 2.21 **Serving Wire Center (SWC)** is defined as the wire center owned by one Party from which the other Party would normally obtain dial tone for its IP.
- 2.22 **Signaling System 7 (SS7)/Common Channel Signaling 7 (CCS7)** is an out-of-band signaling system used to provide basic routing information, call set-up and other call termination functions. Signaling is removed from the voice channel and put on a separate data network.
- 2.23 **Tandem Switching** is defined as the function that establishes a communications path between two switching offices through a third switching office through the provision of trunk side to trunk side switching.
- 2.24 **Transit Traffic** is traffic originating on Image Access's network that is switched and/or transported by BellSouth and delivered to a third party's network, or traffic originating on a third party's network that is switched and/or transported by BellSouth and delivered to Image Access's network.

3 Network Interconnection

- 3.1 This Attachment pertains only to the provision of network interconnection where Image Access owns, leases from a third party or otherwise provides its own switch(es).
- 3.2 Network interconnection may be provided by the Parties at any technically feasible point within BellSouth's network. Requests to BellSouth for interconnection at points other than as set forth in this Attachment may be made through the Bona Fide Request/New Business Request (BFR/NBR) Process set forth in Attachment 11.
- 3.2.1 Each Party is responsible for providing, engineering and maintaining the network on its side of the IP. The IP must be located within BellSouth's serving territory in the LATA in which traffic is originating. The IP determines the point at which the originating Party shall pay the terminating Party for the Call Transport and Termination of Local Traffic, ISP-Bound Traffic and IntraLATA Toll Traffic. In selecting the IP, both Parties will act in good faith and select the point that is most efficient for both Parties.
- 3.2.2 Pursuant to the provisions of this Attachment, the location of the initial IP in a given LATA shall be established by mutual agreement of the Parties. Subject to the requirements for installing additional IPs, as set forth below, any IPs existing prior to the Effective Date of the Agreement will be accepted as initial IPs and will not require re-grooming. When the Parties mutually agree to utilize two-way interconnection trunk groups for the exchange of Local Traffic, ISP-Bound Traffic and IntraLATA Toll Traffic between each other, the Parties shall mutually agree to the location of IP(s). If the Parties are unable to agree to a mutual initial IP, each Party, as originating Party, shall establish a single IP in the LATA for the delivery of its originated Local Traffic, ISP-Bound Traffic and IntraLATA Toll Traffic to the other Party for Call Transport and Termination by the terminating Party.
- 3.2.3 Additional IP(s) in a LATA may be established by mutual agreement of the Parties. Notwithstanding the foregoing, additional IP(s) in a particular LATA shall be established, at the request of either Party, when the Local Traffic and ISP-Bound Traffic exceeds eight point nine (8.9) million minutes per month for three (3) consecutive months at the proposed location of the additional IP. BellSouth will not request the establishment of an IP in a BellSouth Central Office where physical or virtual collocation space is not available or where BellSouth fiber connectivity is not available. When the Parties agree to utilize two-way interconnection trunk groups for the exchange of Local Traffic, ISP-Bound Traffic and IntraLATA Toll Traffic the Parties must agree to the location of the IP(s).
- 3.3 Interconnection via Dedicated Facilities

- 3.3.1 Local Channel Facilities. As part of Call Transport and Termination, the originating Party may obtain Local Channel facilities from the terminating Party. The percentage of Local Channel facilities utilized for Local Traffic and ISP-Bound Traffic shall be determined based upon the application of the Percent Local Facility (PLF) Factor as set forth in this Attachment. The charges applied to the percentage of Local Channel facilities used for Local Traffic and ISP-Bound Traffic as determined by the PLF factor are as set forth in Exhibit A. The remaining percentage of Local Channel facilities shall be billed at BellSouth's intrastate Access Services Tariff or BellSouth's FCC No. 1 Tariff rates.
- 3.3.2 Dedicated Interoffice Facilities. As a part of Call Transport and Termination, the originating Party may obtain Dedicated Interoffice Facilities from the terminating Party. The percentage of Dedicated Interoffice Facilities utilized for Local Traffic and ISP-Bound Traffic shall be determined based upon the application of the PLF factor as set forth in this Attachment. The charges applied to the percentage of the Dedicated Interoffice Facilities used for Local Traffic and ISP-Bound Traffic as determined by the PLF factor are as set forth in Exhibit A. The remaining percentage of the Dedicated Interoffice Facilities shall be billed at BellSouth's intrastate Access Services Tariff or BellSouth's FCC No. 1 Tariff rates.
- 3.4 Fiber Meet. Notwithstanding Sections 3.2.1, 3.2.2, and 3.2.3 above, if Image Access elects to establish interconnection with BellSouth pursuant to a Fiber Meet Local Channel, Image Access and BellSouth shall jointly engineer, operate and maintain a Synchronous Optical Network (SONET) transmission system by which they shall interconnect their transmission and routing of Local Traffic and ISP-Bound Traffic via a Local Channel at either the DS1 or DS3 level. The Parties shall work jointly to determine the specific transmission system. However, Image Access's SONET transmission system must be compatible with BellSouth's equipment, and the Data Communications Channel (DCC) must be turned off.
- 3.4.1 Each Party, at its own expense, shall procure, install and maintain the agreed upon SONET transmission system in its network.
- 3.4.2 The Parties shall agree to a Fiber Meet point between the BellSouth Serving Wire Center and the Image Access Serving Wire Center. The Parties shall deliver their fiber optic facilities to the Fiber Meet point with sufficient spare length to reach the fusion splice point for the Fiber Meet point. BellSouth shall, at its own expense, provide and maintain the fusion splice point for the Fiber Meet. A building type CLLI code will be established for each Fiber Meet point. All orders for interconnection facilities from the Fiber Meet point shall indicate the Fiber Meet point as the originating point for the facility.
- 3.4.3 Upon verbal request by Image Access, BellSouth shall allow Image Access access to the fusion splice point for the Fiber Meet point for maintenance purposes on Image Access's side of the Fiber Meet point.

- 3.4.4 Neither Party shall charge the other for its Local Channel portion of the Fiber Meet facility used exclusively for Local Traffic and ISP-Bound Traffic. The percentage of Local Channel facilities utilized for Local Traffic and ISP-Bound Traffic shall be determined based upon the application of the PLF factor as set forth in this Attachment. The charges applied to the percentage of Local Channel facilities used for Local Traffic and ISP-Bound Traffic as determined by the PLF factor are as set forth in Exhibit A. The remaining percentage of Local Channel facilities shall be billed at BellSouth's applicable access tariff rates. Charges for switched and special access services shall be billed in accordance with the applicable BellSouth intrastate Access Services Tariff and or BellSouth's FCC No. 1 Tariff.

4 Interconnection Trunk Group Architectures

- 4.1 BellSouth and Image Access shall establish interconnecting trunk groups and trunk group configurations between networks, including the use of one-way or two-way trunks in accordance with the following provisions set forth in this Attachment. For trunking purposes, traffic will be routed based on the digits dialed by the originating end user and in accordance with the LERG.
- 4.2 Image Access shall establish an interconnection trunk group(s) to at least one (1) BellSouth access tandem within the LATA for the delivery of Image Access's originated Local Traffic, ISP-Bound Traffic and IntraLATA Toll Traffic and for the receipt and delivery of Transit Traffic. To the extent Image Access desires to deliver Local Traffic, ISP-Bound Traffic, IntraLATA Toll Traffic and/or Transit Traffic to BellSouth access tandems within the LATA, other than the tandems(s) to which Image Access has established interconnection trunk groups, Image Access shall pay the appropriate rates for Multiple Tandem Access, as described in this Attachment.
- 4.2.1 Notwithstanding the forgoing, Image Access shall establish an interconnection trunk group(s) to all BellSouth access and local tandems in the LATA where Image Access has homed (i.e., assigned) its NPA/NXXs. Image Access shall home its NPA/NXXs on the BellSouth tandems that serve the exchange rate center areas to which the NPA/NXXs are assigned. The specified exchange rate center assigned to each BellSouth tandem is defined in the LERG. Image Access shall enter its NPA/NXX access and/or local tandem homing arrangements into the LERG.
- 4.3 Switched access traffic will be delivered to and from IXC's based on Image Access's NXX access tandem homing arrangement as specified by Image Access in the LERG.
- 4.4 Any Image Access interconnection request that (1) deviates from the interconnection trunk group architectures as described in this Agreement, (2) affects traffic delivered to Image Access from a BellSouth switch, and (3) requires

special BellSouth switch translations and other network modifications will require Image Access to submit a BFR/NBR via the BFR/NBR Process as set forth in Attachment 11.

- 4.5 Recurring and nonrecurring rates associated with interconnecting trunk groups between BellSouth and Image Access are set forth in Exhibit A. To the extent a rate associated with the interconnecting trunk group is not set forth in Exhibit A, the rate shall be as set forth in the appropriate BellSouth intrastate Access Services Tariff or BellSouth's FCC No. 1 Tariff.
- 4.6 For two-way trunk groups that carry only both Parties' Local Traffic, the Parties shall be compensated at fifty percent (50%) of the nonrecurring and recurring rates for dedicated trunks and DS1 facilities. Image Access shall be responsible for ordering and paying for any two-way trunks carrying Transit Traffic.
- 4.7 All trunk groups will be provisioned as SS7 capable where technically feasible. If SS7 is not technically feasible, multi-frequency (MF) protocol signaling shall be used.
- 4.8 In cases where Image Access is also an IXC, the IXC's Feature Group D (FG D) trunk group(s) must remain separate from the local interconnection trunk group(s).
- 4.9 Each Party shall order interconnection trunks and trunk group including trunk and trunk group augmentations via the Access Service Request (ASR) process. A Firm Order Confirmation (FOC) shall be returned to the ordering Party, after receipt of a valid, error free ASR, within the timeframes set forth in each state's applicable Performance Measures. Notwithstanding the foregoing, blocking situations and projects shall be managed through BellSouth's Carrier Interconnection Switching Center (CISC) Project Management Group and Image Access's equivalent trunking group, and FOCs for such orders shall be returned in the timeframes applicable to the project. A project is defined as (1) a new trunk group or (2) a request for more than one hundred ninety-two (192) trunks on a single or multiple group(s) in a given BellSouth local calling area.
- 4.10 Interconnection Trunk Groups for Exchange of Local Traffic and Transit Traffic
- 4.10.1 Upon mutual agreement of the Parties in a joint planning meeting, the Parties shall exchange Local Traffic on two-way interconnection trunk group(s) with the quantity of trunks being mutually determined and the provisioning being jointly coordinated. Furthermore, the Parties shall agree upon the IP(s) for two-way interconnection trunk groups transporting both Parties' Local Traffic, ISP-Bound Traffic and IntraLATA Toll Traffic. Image Access shall order such two-way trunks via the ASR process. BellSouth will use the Trunk Group Service Request (TGSR) to request changes in trunking. Furthermore, the Parties shall jointly review trunk performance and forecasts in accordance with Section 6 below. The Parties' use of two-way interconnection trunk groups for the transport of Local

Traffic, ISP-Bound Traffic and IntraLATA Toll Traffic between the Parties does not preclude either Party from establishing additional one-way interconnection trunks for the delivery of its originated Local Traffic, ISP-Bound Traffic and IntraLATA Toll Traffic to the other Party. Other trunk groups for operator services, directory assistance and intercept must be established pursuant to BellSouth's intrastate Access Services Tariff and/or BellSouth's FCC No. 1 Tariff.

4.10.2 BellSouth Access Tandem Interconnection. BellSouth Access Tandem interconnection at a single Access Tandem provides access to those End Offices subtending that access tandem (Intratandem Access). Access Tandem interconnection is available for any of the following access tandem architectures:

4.10.2.1 Basic Architecture. In the basic architecture, Image Access's originating Local Traffic, ISP-Bound Traffic and IntraLATA Toll Traffic and originating and terminating Transit Traffic is transported on a single two-way trunk group between Image Access and BellSouth Access Tandem(s) within a LATA to provide Intratandem Access. This trunk group carries Transit Traffic between Image Access and ICOs, IXC's, other CLECs, CMRS providers that have a Meet Point Billing arrangement with BellSouth, and other network providers with which Image Access desires to exchange traffic. This trunk group also carries Image Access originated Transit Traffic transiting a single BellSouth Access Tandem destined to third party tandems such as an ICO tandem or other CLEC tandem. BellSouth originated Local Traffic, ISP-Bound Traffic and IntraLATA Toll Traffic is transported on a separate single one-way trunk group terminating to Image Access. The LERG contains current routing and tandem serving arrangements. The basic Architecture is illustrated in Exhibit B.

4.10.2.2 One-Way Trunk Group Architecture. In one-way trunk group architecture, the Parties interconnect using three (3) separate trunk groups. A one-way trunk group provides Intratandem Access for Image Access-originated Local Traffic, ISP-Bound Traffic and IntraLATA Toll Traffic destined for BellSouth end users. A second one-way trunk group carries BellSouth-originated Local Traffic, ISP-Bound Traffic and IntraLATA Toll Traffic destined for Image Access end users. A two-way trunk group provides Intratandem Access for Image Access's originating and terminating Transit Traffic. This trunk group carries Transit Traffic between Image Access and ICOs, IXC's, other CLECs, CMRS providers that have a Meet Point Billing arrangement with BellSouth, and other network providers with which Image Access exchanges traffic. This trunk group also carries Image Access originated Transit Traffic transiting a single BellSouth Access Tandem destined to third party tandems such as an ICO tandem or other CLEC tandem. BellSouth originated Local Traffic, ISP-Bound Traffic and IntraLATA Toll Traffic is transported on a separate single one-way trunk group terminating to Image Access. The LERG contains current routing and tandem serving arrangements. The one-way trunk group architecture is illustrated in Exhibit C.

- 4.10.2.3 Two-Way Trunk Group Architecture. The two-way trunk group Architecture establishes one (1) two-way trunk group to provide Intratandem Access for the exchange of Local Traffic, ISP-Bound Traffic and IntraLATA Toll Traffic between Image Access and BellSouth. In addition, a separate two-way transit trunk group must be established for Image Access's originating and terminating Transit Traffic. This trunk group carries Transit Traffic between Image Access and ICOs, IXC's, other CLECs, CMRS providers that have a Meet Point Billing arrangement with BellSouth, and other network providers with which Image Access exchanges traffic. This trunk group also carries Image Access originated Transit Traffic transiting a single BellSouth Access Tandem destined to third party tandems such as an ICO tandem or other CLEC tandem. BellSouth originated traffic may, in order to prevent or remedy traffic blocking situations, be transported on a separate single one-way trunk group terminating to Image Access. However, where Image Access is responsive in a timely manner to BellSouth's transport needs for its originated traffic, BellSouth originating traffic will be placed on the two-way Local Traffic trunk group carrying ISP-Bound Traffic and IntraLATA Toll Traffic. The LERG contains current routing and tandem serving arrangements. The two-way trunk group architecture is illustrated in Exhibit D.
- 4.10.2.4 Supergroup Architecture. In the supergroup architecture, the Parties' Local Traffic, ISP-Bound Traffic and IntraLATA Toll Traffic and Image Access's Transit Traffic are exchanged on a single two-way trunk group between Image Access and BellSouth to provide Intratandem Access to Image Access. This trunk group carries Transit Traffic between Image Access and ICOs, IXC's, other CLECs, CMRS providers that have a Meet Point Billing arrangement with BellSouth, and other network providers with which Image Access desires to exchange traffic. This trunk group also carries Image Access originated Transit Traffic transiting a single BellSouth Access Tandem destined to third party tandems such as an ICO tandem or other CLEC tandem. BellSouth originated traffic may, in order to prevent or remedy traffic blocking situations, be transported on a separate single one-way trunk group terminating to Image Access. However, where Image Access is responsive in a timely manner to BellSouth's transport needs for its originated traffic, BellSouth originating traffic will be placed on the Supergroup. Other trunk groups for operator services, directory assistance, emergency services and intercept must be established pursuant to the applicable BellSouth tariff if service is requested. The LERG contains current routing and tandem serving arrangements. The supergroup architecture is illustrated in Exhibit E.
- 4.10.2.5 Multiple Tandem Access (MTA) Interconnection
- 4.10.2.5.1 Where Image Access does not choose access tandem interconnection at every BellSouth Access Tandem within a LATA, Image Access must utilize BellSouth's MTA interconnection. To utilize MTA Image Access must establish an interconnection trunk group(s) at a minimum of one (1) BellSouth Access Tandem

within each LATA as required. BellSouth will route Image Access's originated Local Traffic, ISP-Bound Traffic and IntraLATA Toll Traffic for LATA wide transport and termination. Image Access must also establish an interconnection trunk group(s) at all BellSouth Access Tandems where Image Access NXXs are homed as described in Section 4.2.1 above. If Image Access does not have NXXs homed at any particular BellSouth Access Tandem within a LATA and elects not to establish an interconnection trunk group(s) at such BellSouth Access Tandem, Image Access can order MTA in each BellSouth Access Tandem within the LATA where it does have an interconnection trunk group(s) and BellSouth will terminate Image Access's Local Traffic, ISP-Bound Traffic and IntraLATA Toll Traffic to end users served through those BellSouth Access Tandems where Image Access does not have an interconnection trunk group(s). MTA shall be provisioned in accordance with BellSouth's Ordering Guidelines.

- 4.10.2.5.2 Image Access may also utilize MTA to route its originated Transit Traffic; provided, however, that MTA may not be utilized to route switched access traffic that transits the BellSouth network to an IXC. Switched access traffic originated by or terminated to Image Access will be delivered to and from IXCs based on Image Access's NXX access tandem homing arrangement as specified by Image Access in the LERG.
- 4.10.2.5.3 Compensation for MTA shall be at the applicable tandem switching and transport charges specified in Exhibit A and shall be billed in addition to any Call Transport and Termination charges.
- 4.10.2.5.4 To the extent Image Access does not purchase MTA in a LATA served by multiple Access Tandems, Image Access must establish an interconnection trunk group(s) to every Access Tandem in the LATA to serve the entire LATA. To the extent Image Access routes its traffic in such a way that utilizes BellSouth's MTA service without properly ordering MTA, Image Access shall pay BellSouth the associated MTA charges.

4.10.3 Local Tandem Interconnection

- 4.10.3.1 Local Tandem Interconnection arrangement allows Image Access to establish an interconnection trunk group(s) at BellSouth local tandems for: (1) the delivery of Image Access-originated Local Traffic and ISP-Bound Traffic transported and terminated by BellSouth to BellSouth End Offices served by those BellSouth local tandems, and (2) for local Transit Traffic transported by BellSouth for third party network providers who have also established an interconnection trunk group(s) at those BellSouth local tandems.
- 4.10.3.2 When a specified local calling area is served by more than one (1) BellSouth local tandem, Image Access must designate a "home" local tandem for each of its assigned NPA/NXXs and establish trunk connections to such local tandems.

Additionally, Image Access may choose to establish an interconnection trunk group(s) at the BellSouth local tandems where it has no codes homing but is not required to do so. Image Access may deliver Local Traffic and ISP-Bound Traffic to a “home” BellSouth local tandem that is destined for other BellSouth or third party network provider end offices subtending other BellSouth local tandems in the same local calling area where Image Access does not choose to establish an interconnection trunk group(s). It is Image Access’s responsibility to enter its own NPA/NXX local tandem homing arrangements into the LERG either directly or via a vendor in order for other third party network providers to determine appropriate traffic routing to Image Access’s codes. Likewise, Image Access shall obtain its routing information from the LERG.

4.10.3.3 Notwithstanding establishing an interconnection trunk group(s) to BellSouth’s local tandems, Image Access must also establish an interconnection trunk group(s) to BellSouth Access Tandems within the LATA on which Image Access has NPA/NXXs homed for the delivery of Interexchange Carrier Switched Access and toll traffic, and traffic to Type 2A CMRS connections located at the Access Tandems. BellSouth shall not switch SWA traffic through more than one BellSouth access tandem. SWA, Type 2A CMRS or toll traffic routed to the local tandem in error will not be backhauled to the BellSouth Access Tandem for completion. (Type 2A CMRS interconnection is defined in Section A35 of BellSouth’s GSST).

4.10.3.4 BellSouth’s provisioning of Local Tandem Interconnection assumes that Image Access has executed the necessary local interconnection agreements with the other third party network providers subtending those local tandems as required by the Act.

4.10.4 Direct End Office-to-End Office Interconnection

4.10.4.1 Direct End Office-to-End Office one-way or two-way interconnection trunk groups allow for the delivery of a Party’s originating Local Traffic, ISP-Bound Traffic and IntraLATA Toll Traffic to the terminating Party on a direct end office-to-end office basis.

4.10.4.2 The Parties shall utilize direct end office-to-end office trunk groups under any one (1) of the following conditions:

4.10.4.2.1 Tandem Exhaust. If a tandem through which the Parties are interconnected is unable to, or is forecasted to be unable to support additional traffic loads for any period of time, the Parties will mutually agree on an end office trunking plan that will alleviate the tandem capacity shortage and ensure completion of traffic between Image Access and BellSouth.

4.10.4.2.2 Traffic Volume. To the extent either Party has the capability to measure the amount of traffic between Image Access’s switch and a BellSouth End Office and

where such traffic exceeds or is forecasted to exceed a single DS1 of traffic per month, then the Parties shall install and retain direct end office trunking sufficient to handle such traffic volumes. Either Party will install additional capacity between such points when overflow traffic exceeds or is forecasted to exceed a single DS1 of traffic per month. In the case of one-way trunking, additional trunking shall only be required by the Party whose trunking has achieved the preceding usage threshold.

4.10.4.2.3 Mutual Agreement. The Parties may install direct end office trunking upon mutual agreement in the absence of conditions (1) or (2) above.

4.10.5 Transit Traffic Trunk Group

4.10.5.1 Transit Traffic trunks can either be two-way trunks or two (2) one-way trunks ordered by Image Access to deliver and receive Transit Traffic. Establishing Transit Traffic trunks at BellSouth Access and Local Tandems provides Intratandem Access to the third parties also interconnected at those tandems. Image Access shall be responsible for all recurring and nonrecurring charges associated with Transit Traffic trunks and facilities.

4.10.5.2 Toll Free Traffic

4.10.5.2.1 If Image Access chooses BellSouth to perform the Service Switching Point (SSP) Function (i.e., handle Toll Free database queries) from BellSouth's switches, all Image Access originating Toll Free traffic will be routed over the Transit Traffic Trunk Group and shall be delivered using GR-394 format. Carrier Code "0110" and Circuit Code (to be determined for each LATA) shall be used for all such calls.

4.10.5.2.2 Image Access may choose to perform its own Toll Free database queries from its switch. In such cases, Image Access will determine the nature (local/intraLATA/interLATA) of the Toll Free call (local/IntraLATA/InterLATA) based on the response from the database. If the call is a BellSouth local or intraLATA Toll Free call, Image Access will route the post-query local or IntraLATA converted ten (10)-digit local number to BellSouth over the local or intraLATA trunk group. If the call is a third party (ICO, IXC, CMRS or other CLEC) local or intraLATA Toll Free call, Image Access will route the post-query local or intraLATA converted ten (10)-digit local number to BellSouth over the Transit Traffic Trunk Group and Image Access shall provide to BellSouth a Toll Free billing record when appropriate. If the query reveals the call is an interLATA Toll Free call, Image Access will route the post-query interLATA Toll Free call (1) directly from its switch for carriers interconnected with its network or (2) over the Transit Traffic Trunk Group to carriers that are not directly connected to Image Access's network but that are connected to BellSouth's Access Tandem.

4.10.5.2.3 All post-query Toll Free calls for which Image Access performs the SSP function, if delivered to BellSouth, shall be delivered using GR-394 format for calls destined

to IXCs, and GR-317 format for calls destined to end offices that directly subtend a BellSouth Access Tandem within the LATA.

5 Network Design And Management For Interconnection

- 5.1 Network Management and Changes. The Parties will exchange toll-free maintenance contact numbers and escalation procedures. The Parties will provide public notice of network changes in accordance with applicable federal and state rules and regulations.
- 5.2 Interconnection Technical Standards. The interconnection of all networks will be based upon accepted industry/national guidelines for transmission standards and traffic blocking criteria. Interconnecting facilities shall conform, at a minimum, to the telecommunications industry standard of DS1 pursuant to Telcordia Standard No. GR-NWT-00499. Where Image Access chooses to utilize SS7 signaling, also known as CCS7, SS7 connectivity is required between the Image Access switch and the BellSouth STP. BellSouth will provide SS7 signaling using Common Channel Signaling Access Capability in accordance with the technical specifications set forth in the BellSouth Guidelines to Technical Publication, GR-905-Core. Facilities of each Party shall provide the necessary on-hook, off-hook answer and disconnect supervision and shall provide calling number ID (Calling Party Number) when technically feasible.
- 5.3 Network Management Controls. Both Parties will work cooperatively to apply sound network management principles by invoking appropriate network management controls (e.g., call gapping) to alleviate or prevent network congestion.

6 Forecasting for Trunk Provisioning

- 6.1 Within six (6) months after execution of this Agreement, Image Access shall provide an initial interconnection trunk group forecast for each LATA in which it plans to provide service within BellSouth's region. Upon receipt of Image Access's forecast, the Parties shall conduct a joint planning meeting to develop a joint interconnection trunk group forecast. Each forecast provided under this Section shall be deemed Confidential Information under the General Terms and Conditions.
- 6.1.1 At a minimum, the forecast shall include the projected quantity of Transit Trunks, Image Access-to-BellSouth one-way trunks (Image Access Trunks), BellSouth-to-Image Access one-way trunks (BellSouth Trunk Groups) and/or two-way interconnection trunks, if the Parties have agreed to interconnect using two-way trunking to transport the Parties' Local Traffic, ISP-Bound Traffic and IntraLATA Toll Traffic. The quantities shall be projected for a minimum of six (6) months and shall include an estimate of the current year plus the next two (2) years total

forecasted quantities. The Parties shall mutually develop BellSouth Trunk Groups and/or two-way interconnection trunk forecast quantities.

- 6.1.2 All forecasts shall include, at a minimum, Access Carrier Terminal Location (ACTL), trunk group type (e.g., local/intraLATA toll, Transit, Operator Services, 911, etc.), A location/Z location (CLLI codes for Image Access location and BellSouth location where the trunks shall terminate), interface type (e.g., DS1), Direction of Signaling, Trunk Group Number, if known, (commonly referred to as the 2-6 code) and forecasted trunks in service each year (cumulative).
- 6.2 Once initial interconnection trunk forecasts have been developed, Image Access shall continue to provide interconnection trunk forecasts at mutually agreeable intervals. Image Access shall use its best efforts to make the forecasts as accurate as possible based on reasonable engineering criteria. The Parties shall continue to develop Reciprocal Trunk Group and/or two-way interconnection trunk forecasts as described in Section 6.1.1 above.
- 6.3 The submission and development of interconnection trunk forecasts shall not replace the ordering process for local interconnection trunks. Each Party shall exercise its best efforts to provide the quantity of interconnection trunks mutually forecasted. However, the provision of the forecasted quantity of interconnection trunks is subject to trunk terminations and facility capacity existing at the time the trunk order is submitted. Furthermore, the receipt and development of trunk forecasts does not imply any liability for failure to perform if capacity (trunk terminations or facilities) is not available for use at the forecasted time.
- 6.4 Trunk Utilization
- 6.4.1 For the BellSouth Trunk Groups that are Final Trunk Groups (BellSouth Final Trunk Groups), BellSouth and Image Access shall monitor traffic on each BellSouth Final Trunk Group that is ordered and installed. The Parties agree that the BellSouth Final Trunk Groups will be utilized at sixty percent (60%) of the time consistent busy hour utilization level within ninety (90) days of installation. The Parties agree that the BellSouth Final Trunk Groups will be utilized at eighty percent (80%) of the time consistent busy hour utilization level within one hundred eighty (180) days of installation. Any BellSouth Final Trunk Group not meeting the minimum thresholds set forth in this Section are defined as “under-utilized” trunks. Subject to Section 6.4.2 below, BellSouth may disconnect any under-utilized BellSouth Final Trunk Groups and Image Access shall refund to BellSouth the associated nonrecurring and recurring trunk and facility charges paid by BellSouth, if any.
- 6.4.2 BellSouth’s CISC will notify Image Access of any under-utilized BellSouth Trunk Groups and the number of such trunk groups that BellSouth wishes to disconnect. BellSouth will provide supporting information either by email or facsimile to the

designated Image Access interface. Image Access will provide concurrence with the disconnection in seven (7) business days or will provide specific information supporting why the trunks should not be disconnected. Such supporting information should include expected traffic volumes (including traffic volumes generated due to Local Number Portability) and the timeframes within which Image Access expects to need such trunks. BellSouth's CISC Project Manager and Circuit Capacity Manager (CCM) will discuss the information with Image Access to determine if agreement can be reached on the number of BellSouth Final Trunk Groups to be removed. If no agreement can be reached, BellSouth will issue disconnect orders to Image Access. The due date of these orders will be four (4) weeks after Image Access was first notified in writing of the underutilization of the trunk groups.

- 6.4.3 To the extent that any interconnection trunk group is utilized at a time-consistent busy hour of eighty percent (80%) or greater, the Parties may review the trunk groups and, if necessary, shall negotiate in good faith for the installation of augmented facilities.
- 6.4.4 For the two-way trunk groups, BellSouth and Image Access shall monitor traffic on each interconnection trunk group that is ordered and installed. The Parties agree that within ninety (90) days of the installation of the BellSouth two-way trunk or trunks, the trunks will be utilized at 60 percent (60%) of the time consistent busy hour utilization level. The Parties agree that within one hundred eighty (180) days of the installation of a trunk or trunks, the trunks will be utilized at eighty percent (80%) of the time consistent busy hour utilization level. Any trunk or trunks not meeting the minimum thresholds set forth in this Section are defined as "under-utilized" trunks. BellSouth will request the disconnection of any under-utilized two-way trunk(s) and Image Access shall refund to BellSouth the associated nonrecurring and recurring trunk and facility charges paid by BellSouth, if any.
 - 6.4.4.1 BellSouth's CISC will notify Image Access of any under-utilized two-way trunk groups and the number of trunks that BellSouth wishes to disconnect. BellSouth will provide supporting information either by email or facsimile to the designated Image Access interface. Image Access will provide concurrence with the disconnection in seven (7) business days or will provide specific information supporting why the two-way trunks should not be disconnected. Such supporting information should include expected traffic volumes (including traffic volumes generated due to Local Number Portability) and the timeframes within which Image Access expects to need such trunks. BellSouth's CISC Project Manager and CCM will discuss the information with Image Access to determine if agreement can be reached on the number of trunks to be removed. If no agreement can be reached, Image Access will issue disconnect orders to BellSouth. The due date of these orders will be four (4) weeks after Image Access was first notified in writing of the under-utilization of the trunk groups.

- 6.4.4.2 To the extent that any interconnection trunk group is utilized at a time-consistent busy hour of eighty percent (80%) or greater, the Parties may review the trunk groups and, if necessary, shall negotiate in good faith for the installation of augmented facilities.

7 Local Dialing Parity

- 7.1 BellSouth and Image Access shall provide local and toll dialing parity, as defined in FCC rules and regulations, with no unreasonable dialing delays. Dialing parity shall be provided for all originating Telecommunications Services that require dialing to route a call.

8 Interconnection Compensation

- 8.1 Compensation for Call Transport and Termination for Local Traffic, ISP-Bound Traffic and IntraLATA Toll Traffic

- 8.1.1 For the purposes of this Attachment and for intercarrier compensation for Local Traffic exchanged between the Parties pursuant to this Attachment, Local Traffic is defined as any telephone call that originates from a calling party located in one exchange and terminates in either the same exchange, or other local calling area associated with the originating calling party's exchange as defined and specified in Section A3 of BellSouth's GSST.

- 8.1.1.1 Additionally, Local Traffic includes any cross boundary, voice-to-voice intrastate, interLATA or interstate, interLATA calls established as a local call by the ruling regulatory body.

- 8.1.2 For purposes of this Attachment and for intercarrier compensation for ISP-Bound Traffic exchanged between the Parties, ISP-Bound Traffic is defined as calls to an information service provider or Internet Service Provider (ISP) that are dialed by using a local dialing pattern (seven (7) or ten (10) digits) by a calling party in one (1) exchange to an ISP server or modem in either the same exchange or other local calling area associated with the originating exchange as defined and specified in Section A3 of BellSouth's GSST. ISP-Bound Traffic is not Local Traffic subject to reciprocal compensation, but instead is information access traffic subject to the FCC's jurisdiction.

- 8.1.3 Neither Party shall pay compensation to the other Party for per minute of use rate elements as set forth in Exhibit A associated with the Call Transport and Termination of Local Traffic or ISP-Bound Traffic.

- 8.1.4 The appropriate elemental rates set forth in Exhibit A shall apply for Transit Traffic as described in this Attachment and for MTA as described in this Attachment.

- 8.1.5 Neither Party shall represent Switched Access Traffic as Local Traffic or ISP-Bound Traffic for purposes of determining compensation for the call.
- 8.1.6 IntraLATA Toll Traffic is defined as all traffic, regardless of transport protocol method, that originates and terminates within a single LATA that is not Local Traffic or ISP-Bound traffic under this Attachment.
- 8.1.6.1 For terminating its intraLATA toll traffic on the other Party's network, the originating Party will pay the terminating Party BellSouth's current intrastate or interstate, whichever is appropriate, terminating switched access tariff rates as set forth in BellSouth's intrastate Access Services Tariffs and/or BellSouth's FCC No. 1 Tariff as filed and in effect with the FCC or appropriate Commission. The appropriate charges will be determined by the routing of the call. Additionally, if one (1) Party is the other Party's customer's presubscribed interexchange carrier or if one (1) Party's customer uses the other Party as an interexchange carrier on a 101XXXX basis, the originating party will charge the other Party the appropriate BellSouth originating switched access tariff rates as set forth in BellSouth's intrastate Access Services Tariff and/or BellSouth's FCC No. 1 Tariff as filed and in effect with the FCC or appropriate Commission.
- 8.1.7 If Image Access assigns NPA/NXXs to specific BellSouth rate centers within the LATA and assigns numbers from those NPA/NXXs to Image Access customer physically located outside of that LATA, BellSouth traffic originating from within the LATA where the NPA/NXXs are assigned and delivered to a Image Access customer physically located outside of such LATA, shall not be deemed Local Traffic. Further, Image Access agrees to identify such interLATA traffic to BellSouth and to compensate BellSouth for originating and transporting such interLATA traffic to Image Access at BellSouth's FCC No. 1 Tariff rates.
- 8.2 If Image Access does not identify such interLATA traffic to BellSouth, BellSouth will determine which whole Image Access NPA/NXXs on which to charge the applicable rates for originating network access service as reflected in BellSouth's intrastate Access Services Tariff and/or BellSouth's FCC No. 1 Tariff.. BellSouth shall make appropriate billing adjustments if Image Access can provide sufficient information for BellSouth to determine whether or not said traffic is Local or ISP-Bound Traffic.
- 8.3 Jurisdictional Reporting
- 8.3.1 Percent Local Use (PLU). Each Party shall report to the other a PLU factor. The application of the PLU will determine the amount of local or ISP-Bound minutes to be billed to the other Party. Each Party shall update its PLU on the first of January, April, July and October of the year and shall send it to the other Party to be received no later than thirty (30) days after the first of each such month based on local and ISP-Bound usage for the past three (3) months ending the last day of

December, March, June and September, respectively. Requirements associated with PLU calculation and reporting shall be as set forth in BellSouth's Jurisdictional Factors Reporting Guide.

- 8.3.2 Percent Local Facility (PLF). Each Party shall report to the other a PLF factor. The application of the PLF will determine the portion of switched dedicated transport to be billed per the local jurisdiction rates. The PLF shall be applied to Multiplexing, Local Channel and Interoffice Channel Switched Dedicated Transport utilized in the provision of local interconnection trunks. Each Party shall update its PLF on the first of January, April, July and October of the year and shall send it to the other Party to be received no later than thirty (30) days after the first of each such month to be effective the first bill period the following month, respectively. Requirements associated with PLF calculation and reporting shall be as set forth in BellSouth's Jurisdictional Factors Reporting Guide.
- 8.3.3 Percent Interstate Usage (PIU). Each Party shall report to the other the projected PIU factors, including but not limited to PIU associated with facilities (PIUE) and Terminating PIU (TPIU) factors. All jurisdictional report requirements, rules and regulations for Interexchange Carriers specified in BellSouth's intrastate Access Services Tariff will apply to Image Access. After interstate and intrastate traffic percentages have been determined by use of PIU procedures, the PLU and PLF factors will be used for application and billing of local interconnection. Each Party shall update its PIUs on the first of January, April, July and October of the year and shall send it to the other Party to be received no later than thirty (30) days after the first of each such month, for all services showing the percentages of use for the past three (3) months ending the last day of December, March, June and September. Additional requirements associated with PIU calculations and reporting shall be as set forth in BellSouth's Jurisdictional Factors Reporting Guide.
- 8.3.4 Notwithstanding the provisions in Sections 8.3.1, 8.3.2, and 8.3.3 above, where BellSouth has message recording technology that identifies the jurisdiction of traffic terminated as defined in this Agreement, such information shall, at BellSouth's option, be utilized to determine the appropriate jurisdictional reporting factors (i.e., PLU, PIU, and/or PLF), in lieu of those provided by Image Access. In the event that BellSouth opts to utilize its own data to determine jurisdictional reporting factors, BellSouth shall notify Image Access at least fifteen (15) days prior to the beginning of the calendar quarter in which BellSouth will begin to utilize its own data.
- 8.3.5 Audits. On thirty (30) days written notice, Image Access must provide BellSouth the ability and opportunity to conduct an annual audit to ensure the proper billing of traffic. Image Access shall retain records of call detail for a minimum of nine (9) months from which the PLU, PLF and/or PIU can be ascertained. The audit shall be conducted during normal business hours at an office designated by Image

Access. Audit requests shall not be submitted more frequently than one (1) time per calendar year. Audits shall be performed by an independent auditor chosen by BellSouth. Image Access's PLF, PLU and/or PIU shall be adjusted based upon the audit results and shall apply for the quarter the audit was completed, for the quarter prior to the completion of the audit, and for the two (2) quarters following the completion of the audit. If, as a result of an audit, Image Access is found to have overstated the PLF, PLU and/or PIU by twenty percentage points (20%) or more, Image Access shall reimburse BellSouth for the cost of the audit.

- 8.4 Compensation for IntraLATA 8XX Traffic. Each Party shall pay the other the appropriate switched access charges set forth in the BellSouth's intrastate Access Services tariff and/or BellSouth's FCC No. 1 Tariff. Image Access will pay BellSouth the database query charge as set forth in the applicable BellSouth intrastate Access Services Tariff and/or BellSouth's FCC No. 1 Tariff. Image Access will be responsible for any applicable Common Channel Signaling (SS7) charges.
- 8.4.1 Records for 8XX Billing. Where technically feasible, each Party will provide to the other Party the appropriate records, in accordance with industry standards, necessary for billing intraLATA 8XX providers. The records provided will be in a standard EMI format.
- 8.4.2 8XX Toll Free Dialing Ten Digit Screening Service (8XX TFD). BellSouth's provision of 8XX TFD to Image Access requires interconnection from Image Access to BellSouth's 8XX Signal Channel Point. Such interconnections shall be established pursuant to BellSouth's Common Channel Signaling Interconnection Guidelines and Telcordia's CCS Network Interface Specification document, TR-TSV-000905. Image Access shall establish SS7 interconnection at the BellSouth LSTPs serving the BellSouth 8XX Signal Channel Points that Image Access desires to query. The terms and conditions for 8XX TFD are set out in the appropriate BellSouth Access Services Tariff.
- 8.5 Mutual Provision of Switched Access Service
- 8.5.1 Switched Access Traffic. Switched Access Traffic is described as telephone calls requiring local transmission or switching services for the purpose of the origination or termination of Telephone Toll Service. Switched Access Traffic includes, but is not limited to, the following types of traffic: Feature Group A, Feature Group B, Feature Group C, Feature Group D, toll free access (e.g., 8XX), 900 access and their successors. Additionally, any PSTN interexchange telecommunications traffic, regardless of transport protocol method, where the originating and terminating points, end-to-end points, are in different LATAs, or are in the same LATA and the Parties' Switched Access services are used for the origination or termination of the call, shall be considered Switched Access Traffic. Irrespective of transport protocol method or method of originating or terminating the call, a

call that originates in one LATA and terminates in another LATA (i.e., the end-to-end points of the call) or a call in which the Parties' Switched Access Services are used for the origination or termination of the call, shall be considered Switched Access Traffic.

- 8.5.2 If a BellSouth end user chooses Image Access as their presubscribed interexchange carrier, or if a BellSouth end user uses Image Access as an interexchange carrier on a 101XXXX basis, BellSouth will charge Image Access the appropriate BellSouth tariff charges for originating switched access services.
- 8.5.3 Where the originating Party delivers a call to the terminating Party over switched access facilities, the originating Party will pay the terminating Party terminating, switched access charges as set forth in BellSouth's intrastate Access Services Tariff and/or BellSouth's FCC No. 1 Tariff, as appropriate.
- 8.5.4 When Image Access's end office switch provides an access service connection to or from an IXC by a direct trunk group to the IXC utilizing BellSouth facilities, each Party will provide its own access services to the IXC and bill on a multi-bill, multi-tariff meet-point basis. Each Party will bill its own access services rates to the IXC with the exception of the interconnection charge. The interconnection charge will be billed by Image Access as the Party providing the end office function. Each party will use the Multiple Exchange Carrier Access Billing (MECAB) guidelines to establish Meet Point Billing for all applicable traffic. The Parties shall utilize a thirty (30) day billing period.
- 8.5.4.1 When Image Access's end office subtends the BellSouth Access Tandem switch for receipt or delivery of switched access traffic and provides an access service connection to or from an IXC via BellSouth's Access Tandem switch, BellSouth, as the tandem company agrees to provide to Image Access, as the End Office Company, as defined in MECAB, at no charge, all the switched access detail usage data, recorded at the access tandem, within no more than sixty (60) days after the recording date. Each Party will notify the other when it is not feasible to meet these requirements. As business requirements change, data reporting requirements may be modified as necessary.
- 8.5.5 BellSouth, as the tandem provider company, will retain for a minimum period of sixty (60) days, access message detail sufficient to recreate any data that is lost or damaged by the tandem provider company or any third party involved in processing or transporting data.
- 8.5.6 Image Access agrees not to deliver switched access traffic to BellSouth for termination except over Image Access ordered switched access trunks and facilities.
- 8.6 Transit Traffic

- 8.6.1 BellSouth shall provide tandem switching and transport services for Image Access's Transit Traffic. Rates for local Transit Traffic and ISP-Bound Transit Traffic shall be the applicable rate elements for Tandem Switching, Common Transport and Tandem Intermediary Charge as set forth in Exhibit A. Rates for Switched Access Transit Traffic shall be the applicable charges as set forth in BellSouth's intrastate Access Services Tariff and/or BellSouth's FCC No. 1 Tariff. Billing associated with all Transit Traffic shall be pursuant to MECAB guidelines. Traffic between Image Access and Wireless Type 1 third parties or Wireless Type 2A third parties that do not engage in Meet Point Billing with BellSouth shall not be treated as Transit Traffic from a routing or billing perspective until such time as such traffic is identifiable as Transit Traffic.
- 8.6.2 The delivery of traffic that transits the BellSouth network is excluded from any BellSouth billing guarantees. BellSouth agrees to deliver Transit Traffic to the terminating carrier; provided, however, that Image Access is solely responsible for negotiating and executing any appropriate contractual agreements with the terminating carrier for the exchange of Transit Traffic through the BellSouth network. BellSouth will not be liable for any compensation to the terminating carrier or to Image Access. In the event that the terminating third party carrier imposes on BellSouth any charges or costs for the delivery of Transit Traffic, Image Access shall reimburse BellSouth for such charges or costs.
- 8.7 For purposes of intercarrier compensation, BellSouth will not be responsible for any compensation associated with the exchange of traffic between Image Access and a CLEC utilizing BellSouth switching. Where technically feasible, BellSouth will use commercially reasonable efforts to provide records to Image Access to identify those CLECs utilizing BellSouth switching with whom Image Access has exchanged traffic. Such traffic shall not be considered Transit Traffic from a routing or billing perspective, but instead will be considered as traffic exchanged solely between Image Access and the CLEC utilizing BellSouth switching.
- 8.7.1 Image Access is solely responsible for negotiating and executing any appropriate contractual agreements with the terminating carrier for the exchange of traffic with a CLEC utilizing BellSouth switching. BellSouth will not be liable for any compensation to the terminating carrier or to Image Access. In the event that the terminating third party carrier imposes on BellSouth any charges or costs for the delivery of such traffic, Image Access shall reimburse BellSouth for all such charges or costs.
- 8.8 Image Access shall send all IntraLATA toll traffic to be terminated by an independent telephone company to the End User's IntraLATA toll provider and shall not send such traffic to BellSouth as Transit Traffic. IntraLATA toll traffic shall be any traffic that originates outside of the terminating independent telephone company's local calling area.

9 Ordering Charges

- 9.1 The facilities purchased pursuant to this Attachment shall be ordered via the ASR process.
- 9.2 The rates, terms and conditions associated with submission and processing of ASRs are as set forth in BellSouth's FCC No. 1 Tariff, Section 5.

10 Basic 911 and E911 Interconnection

- 10.1 Basic 911 and E911 provides a caller access to the applicable emergency service bureau by dialing 911.
- 10.2 Basic 911 Interconnection. BellSouth will provide to Image Access a list consisting of each municipality that subscribes to Basic 911 service. The list will also provide, if known, the E911 conversion date for each municipality and, for network routing purposes, a ten (10) digit directory number representing the appropriate emergency answering position for each municipality subscribing to 911. Image Access will be required to arrange to accept 911 calls from its end users in municipalities that subscribe to Basic 911 service and translate the 911 call to the appropriate ten (10) digit directory number as stated on the list provided by BellSouth. Image Access will be required to route that call to the appropriate PSAP. When a municipality converts to E911 service, Image Access will be required to begin using E911 procedures.
- 10.3 E911 Interconnection. Image Access shall install a minimum of two (2) dedicated trunks originating from its SWC and terminating to the appropriate E911 tandem. The SWC must be in the same LATA as the E911 tandem. The dedicated trunks shall be, at a minimum, DS0 level trunks configured as part of a digital (one point five forty-four (1.544) Mb/s) interface (DS1 facility). The configuration shall use CAMA-type signaling with MF pulsing or SS7/ISUP signaling either of which shall deliver ANI with the voice portion of the call. If SS7/ISUP connectivity is used, Image Access shall follow the procedures as set forth in Appendix A of the CLEC Users Guide to E911 for Facility Based Providers that is located on the BellSouth Interconnection Web site. If the user interface is digital, MF pulses as well as other AC signals shall be encoded per the u-255 Law convention. Image Access will be required to provide BellSouth daily updates to the E911 database. Image Access will be required to forward 911 calls to the appropriate E911 tandem along with ANI based upon the current E911 end office to tandem homing arrangement as provided by BellSouth. If the E911 tandem trunks are not available, Image Access will be required to route the call to a designated seven (7) digit or ten (10) digit local number residing in the appropriate PSAP. This call will be transported over BellSouth's interoffice network and will not carry the ANI of the calling party. Image Access shall be responsible for providing BellSouth with complete

and accurate data for submission to the 911/E911 database for the purpose of providing 911/E911 to its end users.

- 10.4 Trunks and facilities for 911 Interconnection may be ordered by Image Access from BellSouth pursuant to the terms and conditions set forth in this Attachment.
- 10.5 The detailed practices and procedures for 911/E911 interconnection are contained in the E911 Local Exchange Carrier Guide For Facility-Based Providers that is located on the BellSouth Interconnection Services Web site.

11 SS7 Network Interconnection

- 11.1 SS7 Signaling. Both Parties will utilize LEC-to-LEC SS7 Signaling, where available, in conjunction with all traffic in order to enable interoperability of CLASS features and functions except for call return. SS7 signaling parameters will be provided, including but not limited to ANI, originating line information (OLI) calling company category and charge number. Privacy indicators will be honored, and the Parties will exchange Transactional Capabilities Application Part (TCAP) messages to facilitate SS7 based features between the respective networks. Neither Party shall alter the SS7 parameters, or be a party to altering such parameters, or knowingly pass SS7 parameters that have been altered in order to circumvent appropriate interconnection charges. Nothing herein shall obligate or otherwise require BellSouth to send SS7 messages or call-related database queries to Image Access's or any other third party's call-related database, unless otherwise agreed to by the Parties under a separate agreement.
- 11.2 Signaling Call Information. BellSouth and Image Access will send and receive ten (10) digits for Local Traffic. Additionally, BellSouth and Image Access will exchange the proper call information, (i.e., originated call company number and destination call company number, CIC, and OZZ) including all proper translations for routing between networks and any information necessary for billing.
- 11.3 SS7 Network Interconnection is the interconnection of Image Access LSTP switches or Image Access local or tandem switching systems with BellSouth STP switches. This interconnection provides connectivity that enables the exchange of SS7 messages among BellSouth switching systems and databases, Image Access local or tandem switching systems, and other third party switching systems directly connected to the BellSouth SS7 network.
 - 11.3.1 The connectivity provided by SS7 Network Interconnection shall fully support the functions of BellSouth switching systems and databases and Image Access or other third party switching systems with A-link access to the BellSouth SS7 network.
 - 11.3.2 If traffic is routed based on dialed or translated digits between a Image Access local switching system and a BellSouth or other third party local switching system, either directly or via a BellSouth tandem switching system, then it is a requirement

that the BellSouth SS7 network convey via SS7 Network Interconnection the TCAP messages that are necessary to provide Call Management services (i.e., Automatic Callback, Automatic Recall, and Screening List Editing) between the Image Access LSTP switches and BellSouth or other third party local switch.

- 11.3.3 SS7 Network Interconnection shall provide:
 - 11.3.3.1 Signaling Data Link functions, as specified in ANSI T1.111.2;
 - 11.3.3.2 Signaling Link functions, as specified in ANSI T1.111.3; and
 - 11.3.3.3 Signaling Network Management functions, as specified in ANSI T1.111.4.
- 11.3.4 SS7 Network Interconnection shall provide all functions of the SCCP necessary for Class 0 (basic connectionless) service as specified in ANSI T1.112. This includes GTT and SCCP Management procedures as specified in ANSI T1.112.4. Where the destination signaling point is a BellSouth switching system or DB, or is another third party local or tandem switching system directly connected to the BellSouth SS7 network, SS7 Network Interconnection shall include final GTT of messages to the destination and SCCP Subsystem Management of the destination. Where the destination signaling point is a Image Access local or tandem switching system, SS7 Network Interconnection shall include intermediate GTT of messages to a gateway pair of Image Access LSTPs and shall not include SCCP Subsystem Management of the destination.
- 11.3.5 SS7 Network Interconnection shall provide all functions of the ISUP as specified in ANSI T1.113.
- 11.3.6 SS7 Network Interconnection shall provide all functions of the TCAP as specified in ANSI T1.114.
- 11.3.7 If Internetwork MRVT and SRVT become approved ANSI standards and available capabilities of BellSouth STPs, SS7 Network Interconnection may provide these functions of the OMAP.
- 11.4 Interface Requirements. The following SS7 Network Interconnection interface options are available to connect Image Access or Image Access-designated local or tandem switching systems or signaling transfer point switches to the BellSouth SS7 network:
 - 11.4.1 A-link interface from Image Access local or tandem switching systems; and
 - 11.4.2 B-link interface from Image Access STPs.
 - 11.4.3 The Signaling Point of Interconnection for each link shall be located at a cross-connect element in the central office where the BellSouth STP is located. There

shall be a DS1 or higher rate transport interface at each of the signaling points of interconnection. Each signaling link shall appear as a DS0 channel within the DS1 or higher rate interface.

- 11.4.4 BellSouth shall provide intraoffice diversity between the Signaling Point of Interconnection and the BellSouth STP, so that no single failure of intraoffice facilities or equipment shall cause the failure of both B-links in a layer connecting to a BellSouth STP.
- 11.4.5 The protocol interface requirements for SS7 Network Interconnection include the MTP, ISUP, SCCP, and TCAP. These protocol interfaces shall conform to the applicable industry standard technical references.
- 11.4.6 BellSouth shall set message screening parameters to accept messages from Image Access local or tandem switching systems destined to any signaling point in the BellSouth SS7 network with which the Image Access switching system has a valid signaling relationship.
- 11.5 Rates. The Parties shall institute a “bill and keep” compensation plan under which neither Party will charge the other Party recurring and nonrecurring charges as set forth in Exhibit A for CCS7 signaling messages associated with Local Traffic. The portion of CCS7 signaling messages utilized for Local Traffic, which are subject to bill and keep in accordance with this section, shall be determined based upon the application of the applicable signaling factors set forth in BellSouth’s Jurisdictional Factors Reporting Guide. The remaining portion of the CCS7 signaling messages, signaling ports, and signaling links, i.e. the portion associated with interstate calls and with intrastate non-local calls, shall be billed in accordance with the applicable BellSouth intrastate Access Services Tariff and BellSouth’s FCC No. 1 Tariff for switched access services.

Basic Architecture

Exhibit B

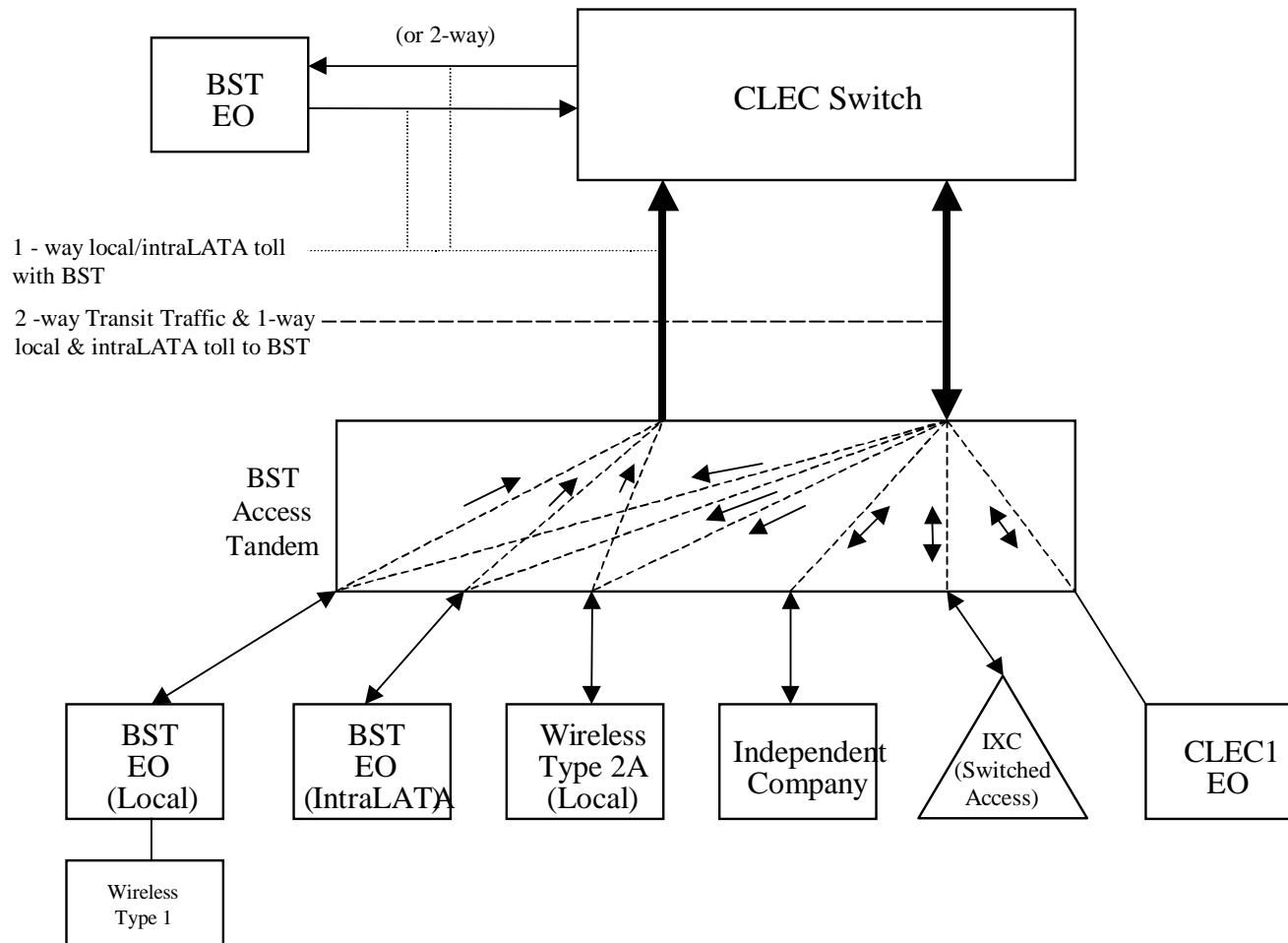


Exhibit C

One-Way Architecture

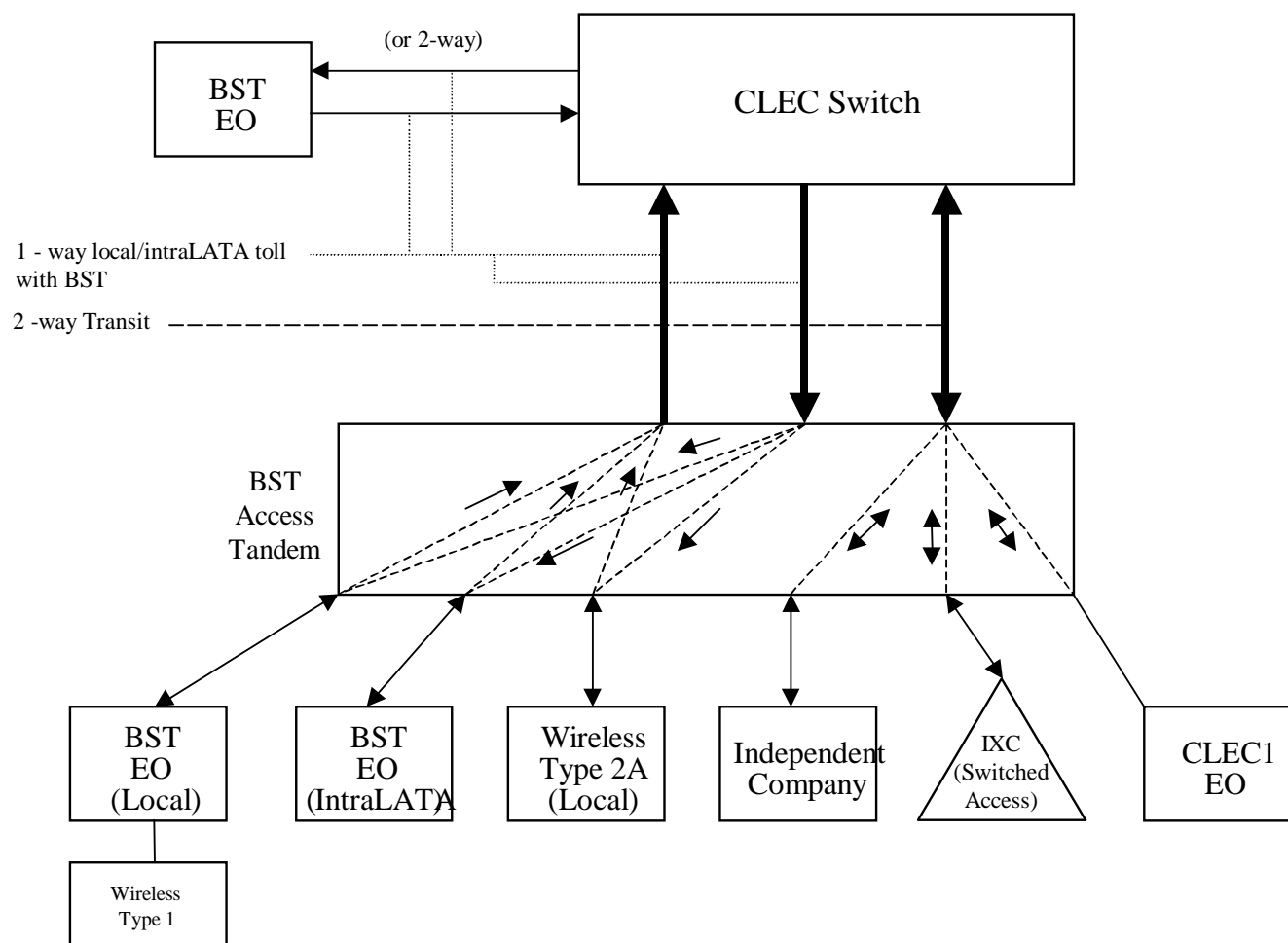


Exhibit D

Two-Way Architecture

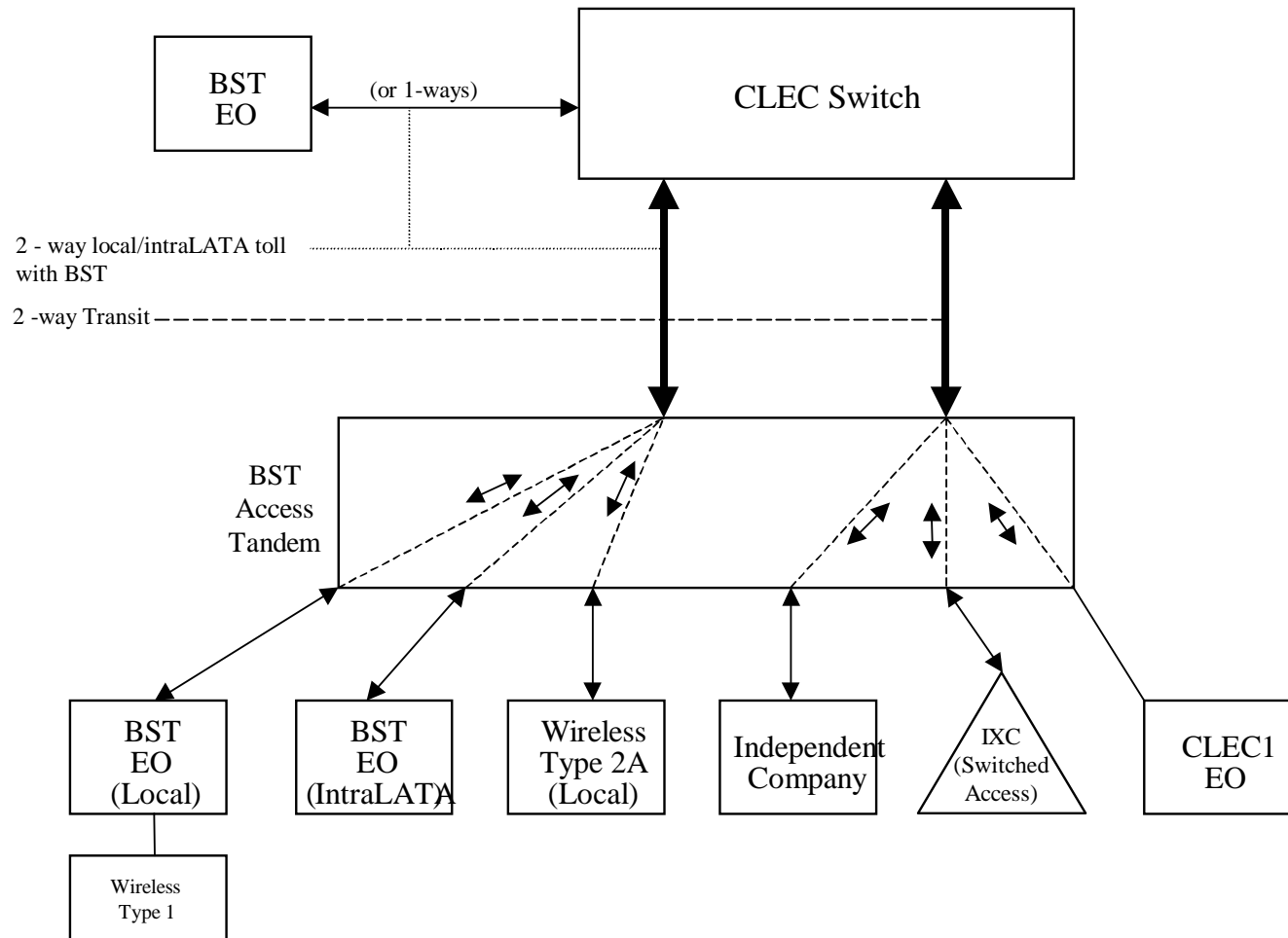
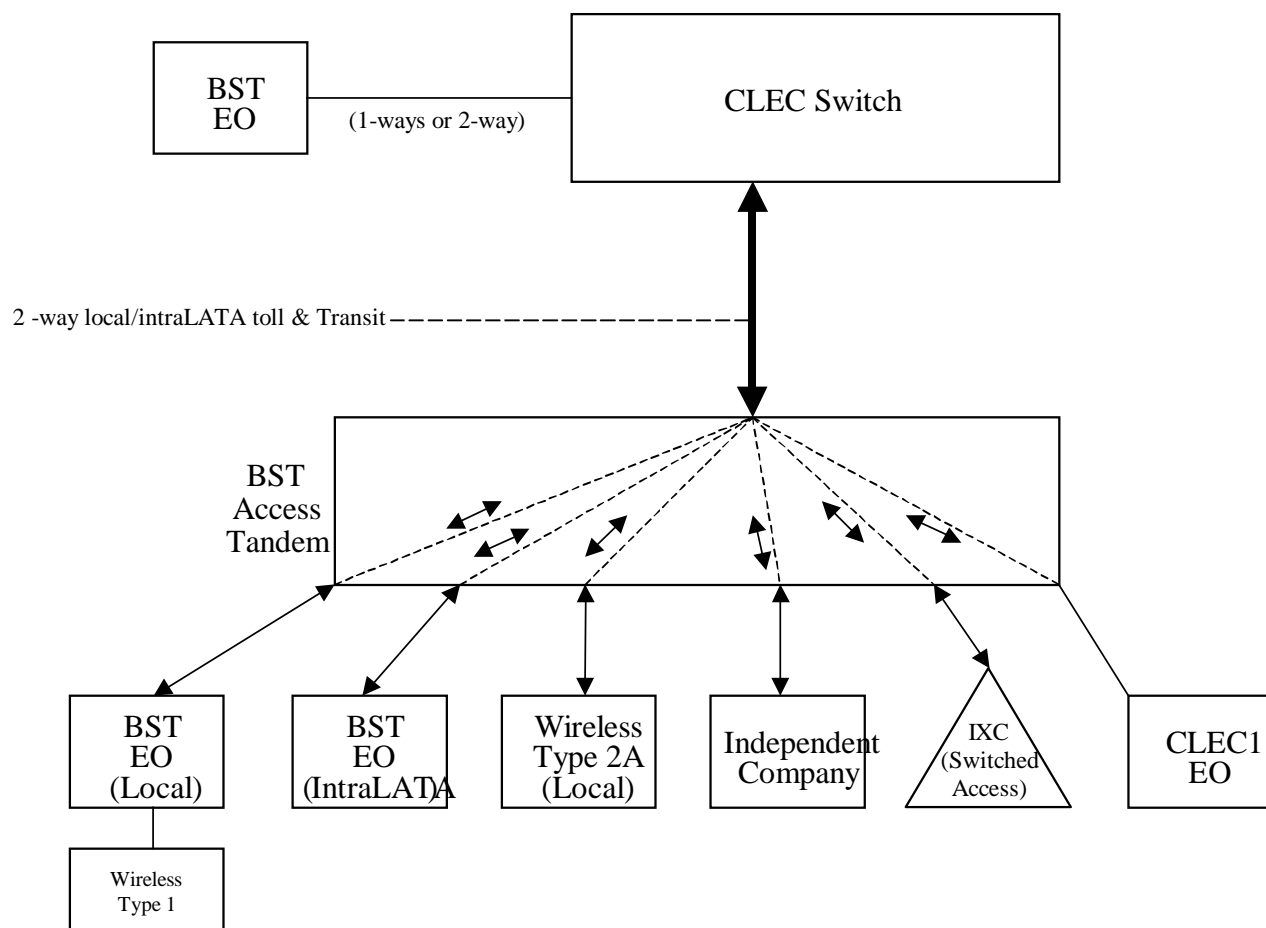


Exhibit E

Supergroup Architecture



| LOCAL INTERCONNECTION - Alabama | | | | | | | | | | | Attachment: 3 Exh: A | | | | | |
|---|---|--|--|--|---------|------|------------|-------|--------------|--------|----------------------------------|--------------------------------------|--|--|---|---|
| CATEGORY | RATE ELEMENTS | | | | Interim | Zone | BCS | USOC | RATES(\$) | | Svc Order Submitted Elec per LSR | Svc Order Submitted Manually per LSR | Incremental Charge - Manual Svc Order vs. Electronic-1st | Incremental Charge - Manual Svc Order vs. Electronic-Add'l | Incremental Charge - Manual Svc Order vs. Electronic-Disc 1st | Incremental Charge - Manual Svc Order vs. Electronic-Disc Add'l |
| | | | | | | | | | | | | | | | | |
| | | | | | | | | Rec | Nonrecurring | | Nonrecurring Disconnect | | OSS Rates(\$) | | | |
| | | | | | | | | | First | Add'l | First | Add'l | SOMEK | SOMAN | SOMAN | SOMAN |
| LOCAL INTERCONNECTION (CALL TRANSPORT AND TERMINATION) | | | | | | | | | | | | | | | | |
| NOTE: "bk" beside a rate indicates that the Parties have agreed to bill and keep for that element pursuant to the terms and conditions in Attachment 3. | | | | | | | | | | | | | | | | |
| TANDEM SWITCHING | | | | | | | | | | | | | | | | |
| | Tandem Switching Function Per MOU | | | | | | | | 0.0004980bk | | | | | | | |
| | Multiple Tandem Switching, per MOU (applies to intial tandem only) | | | | | | | | 0.000498 | | | | | | | |
| | Tandem Intermediary Charge, per MOU* | | | | | | | | 0.0025 | | | | | | | |
| * This charge is applicable only to transit traffic and is applied in addition to applicable switching and/or interconnection charges. | | | | | | | | | | | | | | | | |
| TRUNK CHARGE | | | | | | | | | | | | | | | | |
| | Installation Trunk Side Service - per DS0 | | | | | | OHD | TPP6X | | 21.56 | 8.12 | | | | | |
| | Installation Trunk Side Service - per DS0 | | | | | | OHD | TPP9X | | 21.56 | 8.12 | | | | | |
| | Dedicated End Office Trunk Port Service-per DS0** | | | | | | OHD | TDEOP | 0.00 | | | | | | | |
| | Dedicated End Office Trunk Port Service-per DS1** | | | | | | OH1 OH1MS | TDE1P | 0.00 | | | | | | | |
| | Dedicated Tandem Trunk Port Service-per DS0** | | | | | | OHD | TDWOP | 0.00 | | | | | | | |
| | Dedicated Tandem Trunk Port Service-per DS1** | | | | | | OH1 OH1MS | TDW1P | 0.00 | | | | | | | |
| ** This rate element is recovered on a per MOU basis and is included in the End Office Switching and Tandem Switching, per MOU rate elements | | | | | | | | | | | | | | | | |
| COMMON TRANSPORT (Shared) | | | | | | | | | | | | | | | | |
| | Common Transport - Per Mile, Per MOU | | | | | | | | 0.0000023bk | | | | | | | |
| | Common Transport - Facilities Termination Per MOU | | | | | | | | 0.0003224bk | | | | | | | |
| LOCAL INTERCONNECTION (DEDICATED TRANSPORT) | | | | | | | | | | | | | | | | |
| INTEROFFICE CHANNEL - DEDICATED TRANSPORT | | | | | | | | | | | | | | | | |
| | Interoffice Channel - Dedicated Transport - 2-Wire Voice Grade - Per Mile per month | | | | | | OHM | 1L5NF | 0.008838 | | | | | | | |
| | Interoffice Channel - Dedicated Transport- 2- Wire Voice Grade - Facility Termination per month | | | | | | OHM | 1L5NF | 21.13 | 40.54 | 27.41 | 16.74 | 6.90 | | | |
| | Interoffice Channel - Dedicated Transport - 56 kbps - per mile per month | | | | | | OHM | 1L5NK | 0.008838 | | | | | | | |
| | Interoffice Channel - Dedicated Transport - 56 kbps - Facility Termination per month | | | | | | OHM | 1L5NK | 15.12 | 40.54 | 27.41 | 16.74 | 6.90 | | | |
| | Interoffice Channel - Dedicated Transport - 64 kbps - per mile per month | | | | | | OHM | 1L5NK | 0.008838 | | | | | | | |
| | Interoffice Channel - Dedicated Transport - 64 kbps - Facility Termination per month | | | | | | OHM | 1L5NK | 15.12 | 40.54 | 27.41 | 16.74 | 6.90 | | | |
| | Interoffice Channel - Dedicated Channel - DS1 - Per Mile per month | | | | | | OH1, OH1MS | 1L5NL | 0.18 | | | | | | | |
| | Interoffice Channel - Dedicated Tranport - DS1 - Facility Termination per month | | | | | | OH1, OH1MS | 1L5NL | 60.16 | 89.27 | 81.81 | 16.35 | 14.44 | | | |
| | Interoffice Channel - Dedicated Transport - DS3 - Per Mile per month | | | | | | OH3, OH3MS | 1L5NM | 4.09 | | | | | | | |
| | Interoffice Channel - Dedicated Transport - DS3 - Facility Termination per month | | | | | | OH3, OH3MS | 1L5NM | 703.52 | 278.75 | 162.76 | 60.20 | 58.46 | | | |
| LOCAL CHANNEL - DEDICATED TRANSPORT | | | | | | | | | | | | | | | | |
| | Local Channel - Dedicated - 2-Wire Voice Grade per month | | | | | | OHM | TEFV2 | 13.97 | 193.10 | 33.17 | 36.64 | 3.20 | | | |
| | Local Channel - Dedicated - 4-Wire Voice Grade per month | | | | | | OHM | TEFV4 | 14.93 | 193.53 | 33.60 | 37.11 | 3.67 | | | |
| | Local Channel - Dedicated - DS1 per month | | | | | | OH1 | TEFHG | 35.76 | 177.47 | 153.72 | 22.19 | 15.26 | | | |
| | Local Channel - Dedicated - DS3 Facility Termination per month | | | | | | OH3 | TEFHJ | 416.54 | 451.52 | 263.94 | 119.49 | 83.58 | | | |
| LOCAL INTERCONNECTION MID-SPAN MEET | | | | | | | | | | | | | | | | |
| | Local Channel - Dedicated - DS1 per month | | | | | | OH1MS | TEFHG | 0.00 | 0.00 | | | | | | |
| | Local Channel - Dedicated - DS3 per month | | | | | | OH3MS | TEFHJ | 0.00 | 0.00 | | | | | | |
| MULTIPLEXERS | | | | | | | | | | | | | | | | |
| | Channelization - DS1 to DS0 Channel System | | | | | | OH1, OH1MS | SATN1 | 101.06 | 91.04 | 62.57 | 10.54 | 9.79 | | | |
| | DS3 to DS1 Channel System per month | | | | | | OH3, OH3MS | SATNS | 166.13 | 178.14 | 93.97 | 33.26 | 31.63 | | | |
| | DS3 Interface Unit (DS1 COCI) per month | | | | | | OH1, OH1MS | SATCO | 12.70 | 6.58 | 4.72 | | | | | |
| SIGNALING (CCS7) | | | | | | | | | | | | | | | | |
| NOTE:"bk" beside a rate indicates that the parties have agreed to bill and keep for that element pursuant to the terms and conditions in Attachment 3. | | | | | | | | | | | | | | | | |
| | CCS7 Signaling Termination, Per STP Port | | | | | | UDB | PT8SX | 130.83 | | | | | | | |
| | CCS7 Signaling Usage, Per TCAP Message | | | | | | | | 0.0000569bk | | | | | | | |

| LOCAL INTERCONNECTION - Alabama | | | | | | | | | | | | Attachment: 3 Exh: A | | | | |
|---|---|---------|------|-----|-------|-------------|----------------------------------|--------------------------------------|--|--|---|---|-------|-------|-------|-------|
| CATEGORY | RATE ELEMENTS | Interim | Zone | BCS | USOC | RATES(\$) | Svc Order Submitted Elec per LSR | Svc Order Submitted Manually per LSR | Incremental Charge - Manual Svc Order vs. Electronic-1st | Incremental Charge - Manual Svc Order vs. Electronic-Add'l | Incremental Charge - Manual Svc Order vs. Electronic-Disc 1st | Incremental Charge - Manual Svc Order vs. Electronic-Disc Add'l | | | | |
| | | | | | | | | | | | | | | | | |
| | | | | | | Rec | Nonrecurring | | Nonrecurring Disconnect | | OSS Rates(\$) | | | | | |
| | | | | | | | First | Add'l | First | Add'l | SOMEc | SOMAN | SOMAN | SOMAN | SOMAN | SOMAN |
| | CCS7 Signaling Connection, Per DS1 level link (A link) | | | UDB | TPP6A | 15.46 | 35.53 | 35.53 | 16.44 | 16.44 | | | | | | |
| | CCS7 Signaling Connection, Per DS3 level link (A link) | | | UDB | TPP9A | 15.46 | 35.53 | 35.53 | 16.44 | 16.44 | | | | | | |
| | CCS7 Signaling Connection, Per DS1 level link (B link) (also known as D link) | | | UDB | TPP6B | 15.46 | 35.53 | 35.53 | 16.44 | 16.44 | | | | | | |
| | CCS7 Signaling Connection, Per DS3 level link (B link) (also known as D link) | | | UDB | TPP9B | 15.46 | 35.53 | 35.53 | 16.44 | 16.44 | | | | | | |
| | CCS7 Signaling Usage, Per ISUP Message | | | | | 0.0000142bk | | | | | | | | | | |
| | CCS7 Signaling Usage Surrogate, per link per LATA | | | UDB | STU56 | 650.33bk | | | | | | | | | | |
| | CCS7 Signaling Point Code, per Originating Point Code Establishment or Change, per STP affected | | | UDB | CCAPO | | 29.01 | 29.01 | 35.57 | 35.57 | | | | | | |
| | CCS7 Signaling Connection, Switched access service, interface groups, transmissiom paths 6 DS1 level path with bit stream signaling | | | UDB | TPP6X | 15.46 | 35.53 | 35.53 | 16.44 | 16.44 | | | | | | |
| | CCS7 Signaling Connection, Switched access service, interface groups, transmissiom paths 9 DS3 level path with bit stream signaling | | | UDB | TPP9X | 15.46 | 35.53 | 35.53 | 16.44 | 16.44 | | | | | | |
| Notes: If no rate is identified in the contract, the rates, terms, and conditions for the specific service or function will be as set forth in applicable BellSouth tariff. | | | | | | | | | | | | | | | | |

| LOCAL INTERCONNECTION - Florida | | | | | | | | | | | Attachment: 3 Exh: A | | | | | |
|---|---------------|--|--|--|---------|------|-------|-------------|--------------|--------|----------------------------------|--------------------------------------|--|--|---|---|
| CATEGORY | RATE ELEMENTS | | | | Interim | Zone | BCS | USOC | RATES(\$) | | Svc Order Submitted Elec per LSR | Svc Order Submitted Manually per LSR | Incremental Charge - Manual Svc Order vs. Electronic-1st | Incremental Charge - Manual Svc Order vs. Electronic-Add'l | Incremental Charge - Manual Svc Order vs. Electronic-Disc 1st | Incremental Charge - Manual Svc Order vs. Electronic-Disc Add'l |
| | | | | | | | | | | | | | | | | |
| | | | | | | | | Rec | Nonrecurring | | Nonrecurring Disconnect | | OSS Rates(\$) | | | |
| | | | | | | | | | First | Add'l | First | Add'l | SOMEc | SOMAN | SOMAN | SOMAN |
| LOCAL INTERCONNECTION (CALL TRANSPORT AND TERMINATION) | | | | | | | | | | | | | | | | |
| NOTE: "bk" beside a rate indicates that the Parties have agreed to bill and keep for that element pursuant to the terms and conditions in Attachment 3. | | | | | | | | | | | | | | | | |
| TANDEM SWITCHING | | | | | | | | | | | | | | | | |
| | | | | | | | | 0.0006019bk | | | | | | | | |
| | | | | | | | | 0.0006019 | | | | | | | | |
| | | | | | | | | 0.0025 | | | | | | | | |
| * This charge is applicable only to transit traffic and is applied in addition to applicable switching and/or interconnection charges. | | | | | | | | | | | | | | | | |
| TRUNK CHARGE | | | | | | | | | | | | | | | | |
| | | | | | | OHD | TPP6X | | 21.73 | 8.19 | | | | | | |
| | | | | | | OHD | TPP9X | | 21.73 | 8.19 | | | | | | |
| | | | | | | OHD | TDEOP | 0.00 | | | | | | | | |
| | | | | | | OHD | TDE1P | 0.00 | | | | | | | | |
| | | | | | | OHD | TDWOP | 0.00 | | | | | | | | |
| | | | | | | OHD | TDW1P | 0.00 | | | | | | | | |
| ** This rate element is recovered on a per MOU basis and is included in the End Office Switching and Tandem Switching, per MOU rate elements | | | | | | | | | | | | | | | | |
| COMMON TRANSPORT (Shared) | | | | | | | | | | | | | | | | |
| | | | | | | | | 0.0000035bk | | | | | | | | |
| | | | | | | | | 0.0004372bk | | | | | | | | |
| LOCAL INTERCONNECTION (DEDICATED TRANSPORT) | | | | | | | | | | | | | | | | |
| INTEROFFICE CHANNEL - DEDICATED TRANSPORT | | | | | | | | | | | | | | | | |
| | | | | | | OHD | 1L5NF | 0.0091 | | | | | | | | |
| | | | | | | OHD | 1L5NF | 25.32 | 47.35 | 31.78 | 18.31 | 7.03 | | | | |
| | | | | | | OHD | 1L5NK | 0.0091 | | | | | | | | |
| | | | | | | OHD | 1L5NK | 18.44 | 47.35 | 31.78 | 18.31 | 7.03 | | | | |
| | | | | | | OHD | 1L5NK | 0.0091 | | | | | | | | |
| | | | | | | OHD | 1L5NK | 18.44 | 47.35 | 31.78 | 18.31 | 7.03 | | | | |
| | | | | | | OHD | 1L5NL | 0.1856 | | | | | | | | |
| | | | | | | OHD | 1L5NL | 88.44 | 105.54 | 98.47 | 21.47 | 19.05 | | | | |
| | | | | | | OHD | 1L5NM | 3.87 | | | | | | | | |
| | | | | | | OHD | 1L5NM | 1,071.00 | 335.46 | 219.28 | 72.03 | 70.56 | | | | |
| LOCAL CHANNEL - DEDICATED TRANSPORT | | | | | | | | | | | | | | | | |
| | | | | | | OHD | TEFV2 | 19.66 | 265.84 | 46.97 | 37.63 | 4.00 | | | | |
| | | | | | | OHD | TEFV4 | 20.45 | 266.54 | 47.67 | 44.22 | 5.33 | | | | |
| | | | | | | OHD | TEFHG | 36.49 | 216.65 | 183.54 | 24.30 | 16.95 | | | | |
| | | | | | | OHD | TEFHJ | 531.91 | 556.37 | 343.01 | 139.13 | 96.84 | | | | |
| LOCAL INTERCONNECTION MID-SPAN MEET | | | | | | | | | | | | | | | | |
| | | | | | | OHD | TEFHG | 0.00 | 0.00 | | | | | | | |
| | | | | | | OHD | TEFHJ | 0.00 | 0.00 | | | | | | | |
| MULTIPLEXERS | | | | | | | | | | | | | | | | |
| | | | | | | OHD | SATN1 | 146.77 | 101.42 | 71.62 | 11.09 | 10.49 | | | | |
| | | | | | | OHD | SATNS | 211.19 | 199.28 | 118.64 | 40.34 | 39.07 | | | | |
| | | | | | | OHD | SATCO | 13.76 | 10.07 | 7.08 | | | | | | |
| SIGNALING (CCS7) | | | | | | | | | | | | | | | | |
| NOTE:"bk" beside a rate indicates that the parties have agreed to bill and keep for that element pursuant to the terms and conditions in Attachment 3. | | | | | | | | | | | | | | | | |
| | | | | | | OHD | PT8SX | 135.05 | | | | | | | | |
| | | | | | | OHD | | 0.0000607bk | | | | | | | | |

| LOCAL INTERCONNECTION - Florida | | | | | | | | | | | | Attachment: 3 Exh: A | | | |
|---|---|---------|------|-----|-------|-------------|----------------------------------|--------------------------------------|--|--|---|---|-------|-------|-------|
| CATEGORY | RATE ELEMENTS | Interim | Zone | BCS | USOC | RATES(\$) | Svc Order Submitted Elec per LSR | Svc Order Submitted Manually per LSR | Incremental Charge - Manual Svc Order vs. Electronic-1st | Incremental Charge - Manual Svc Order vs. Electronic-Add'l | Incremental Charge - Manual Svc Order vs. Electronic-Disc 1st | Incremental Charge - Manual Svc Order vs. Electronic-Disc Add'l | | | |
| | | | | | | | | | | | | | | | |
| | | | | | | Rec | Nonrecurring | | Nonrecurring Disconnect | | OSS Rates(\$) | | | | |
| | | | | | | | First | Add'l | First | Add'l | SOMEC | SOMAN | SOMAN | SOMAN | SOMAN |
| | CCS7 Signaling Connection, Per DS1 level link (A link) | | | UDB | TPP6A | 17.93 | 43.57 | 43.57 | 18.31 | 18.31 | | | | | |
| | CCS7 Signaling Connection, Per DS3 level link (A link) | | | UDB | TPP9A | 17.93 | 43.57 | 43.57 | 18.31 | 18.31 | | | | | |
| | CCS7 Signaling Connection, Per DS1 level link (B link) (also known as D link) | | | UDB | TPP6B | 17.93 | 43.57 | 43.57 | 18.31 | 18.31 | | | | | |
| | CCS7 Signaling Connection, Per DS3 level link (B link) (also known as D link) | | | UDB | TPP9B | 17.93 | 43.57 | 43.57 | 18.31 | 18.31 | | | | | |
| | CCS7 Signaling Usage, Per ISUP Message | | | | | 0.0000152bk | | | | | | | | | |
| | CCS7 Signaling Usage Surrogate, per link per LATA | | | UDB | STU56 | 694.32bk | | | | | | | | | |
| | CCS7 Signaling Point Code, per Originating Point Code Establishment or Change, per STP affected | | | UDB | CCAPO | | 46.03 | 46.03 | 46.03 | 46.03 | | | | | |
| | CCS7 Signaling Point Code, per Destination Point Code Establishment or Change, Per Stp Affected | | | UDB | CCAPD | | | | | | | | | | |
| | CCS7 Signaling Connection, Switched access service, interface groups, transmissiom paths 6 DS1 level path with bit stream signaling | | | UDB | TPP6X | 17.93 | 43.57 | 43.57 | 18.31 | 18.31 | | | | | |
| | CCS7 Signaling Connection, Switched access service, interface groups, transmissiom paths 9 DS3 level path with bit stream signaling | | | UDB | TPP9X | 17.93 | 43.57 | 43.57 | 18.31 | 18.31 | | | | | |
| Notes: If no rate is identified in the contract, the rates, terms, and conditions for the specific service or function will be as set forth in applicable BellSouth tariff. | | | | | | | | | | | | | | | |

| LOCAL INTERCONNECTION - Georgia | | | | | | | | | | | Attachment: 3 Exh: A | | | | | |
|---|---|------------|------|------------|-------|-------------|--------------|---------|-------------------------|---|---|--|--|---|---|-------|
| CATEGORY | RATE ELEMENTS | Inter m | Zone | BCS | USOC | RATES(\$) | | | | Svc Order Submitted Elec per LSR | Svc Order Submitted Manually per LSR | Incremental Charge - Manual Svc Order vs. Electronic- 1st | Incremental Charge - Manual Svc Order vs. Electronic- Add'l | Incremental Charge - Manual Svc Order vs. Electronic- Disc 1st | Incremental Charge - Manual Svc Order vs. Electronic- Disc Add'l | |
| | | | | | | Rec | Nonrecurring | | Nonrecurring Disconnect | | OSS Rates(\$) | | | | | |
| | | | | | | | First | Add'l | First | Add'l | SOMEc | SOMAN | SOMAN | SOMAN | SOMAN | SOMAN |
| LOCAL INTERCONNECTION (CALL TRANSPORT AND TERMINATION) | | | | | | | | | | | | | | | | |
| NOTE: "bk" beside a rate indicates that the Parties have agreed to bill and keep for that element pursuant to the terms and conditions in Attachment 3. | | | | | | | | | | | | | | | | |
| TANDEM SWITCHING | | | | | | | | | | | | | | | | |
| | Tandem Switching Function Per MOU | | | | | 0.0004086bk | | | | | | | | | | |
| | Multiple Tandem Switching, per MOU (applies to intial tandem only) | | | | | 0.0004086 | | | | | | | | | | |
| | Tandem Intermediary Charge, per MOU* | | | | | 0.0025 | | | | | | | | | | |
| * This charge is applicable only to transit traffic and is applied in addition to applicable switching and/or interconnection charges. | | | | | | | | | | | | | | | | |
| TRUNK CHARGE | | | | | | | | | | | | | | | | |
| | Installation Trunk Side Service - per DS0 | | | OHD | TPP6X | | 21.53 | 8.11 | | | | | | | | |
| | Installation Trunk Side Service - per DS0 | | | OHD | TPP9X | | 21.53 | 8.11 | | | | | | | | |
| | Dedicated End Office Trunk Port Service-per DS0** | | | OHD | TDEOP | 0.00 | | | | | | | | | | |
| | Dedicated End Office Trunk Port Service-per DS1** | | | OH1 OH1MS | TDE1P | 0.00 | | | | | | | | | | |
| | Dedicated Tandem Trunk Port Service-per DS0** | | | OHD | TDWOP | 0.00 | | | | | | | | | | |
| | Dedicated Tandem Trunk Port Service-per DS1** | | | OH1 OH1MS | TDW1P | 0.00 | | | | | | | | | | |
| ** This rate element is recovered on a per MOU basis and is included in the End Office Switching and Tandem Switching, per MOU rate elements | | | | | | | | | | | | | | | | |
| COMMON TRANSPORT (Shared) | | | | | | | | | | | | | | | | |
| | Common Transport - Per Mile, Per MOU | | | | | 0.0000027bk | | | | | | | | | | |
| | Common Transport - Facilities Termination Per MOU | | | | | 0.0001914bk | | | | | | | | | | |
| LOCAL INTERCONNECTION (DEDICATED TRANSPORT) | | | | | | | | | | | | | | | | |
| INTEROFFICE CHANNEL - DEDICATED TRANSPORT | | | | | | | | | | | | | | | | |
| | Interoffice Channel - Dedicated Transport - 2-Wire Voice Grade - Per Mile per month | | | OHM | 1L5NF | 0.0057 | | | | | | | | | | |
| | Interoffice Channel - Dedicated Transport- 2- Wire Voice Grade - Facility Termination per month | | | OHM | 1L5NF | 12.87 | 48.455 | 19.48 | 16.575 | 4.995 | | | | | | |
| | Interoffice Channel - Dedicated Transport - 56 kbps - per mile per month | | | OHM | 1L5NK | 0.0057 | | | | | | | | | | |
| | Interoffice Channel - Dedicated Transport - 56 kbps - Facility Termination per month | | | OHM | 1L5NK | 7.83 | 48.455 | 19.48 | 16.575 | 4.995 | | | | | | |
| | Interoffice Channel - Dedicated Transport - 64 kbps - per mile per month | | | OHM | 1L5NK | 0.0057 | | | | | | | | | | |
| | Interoffice Channel - Dedicated Transport - 64 kbps - Facility Termination per month | | | OHM | 1L5NK | 7.83 | 48.455 | 19.48 | 16.575 | 4.995 | | | | | | |
| | Interoffice Channel - Dedicated Channel - DS1 - Per Mile per month | | | OH1, OH1MS | 1L5NL | 0.1154 | | | | | | | | | | |
| | Interoffice Channel - Dedicated Tranport - DS1 - Facility Termination per month | | | OH1, OH1MS | 1L5NL | 34.19 | 111.025 | 80.28 | 31.355 | 21.73 | | | | | | |
| | Interoffice Channel - Dedicated Transport - DS3 - Per Mile per month | | | OH3, OH3MS | 1L5NM | 2.53 | | | | | | | | | | |
| | Interoffice Channel - Dedicated Transport - DS3 - Facility Termination per month | | | OH3, OH3MS | 1L5NM | 342.02 | 320.47 | 86.32 | 66.77 | 52.81 | | | | | | |
| LOCAL CHANNEL - DEDICATED TRANSPORT | | | | | | | | | | | | | | | | |
| | Local Channel - Dedicated - 2-Wire Voice Grade per month | | | OHM | TEFV2 | 7.74 | 121.065 | 53.295 | 46.395 | 13.365 | | | | | | |
| | Local Channel - Dedicated - 4-Wire Voice Grade per month | | | OHM | TEFV4 | 8.72 | 125.62 | 54.43 | 46.395 | 13.365 | | | | | | |
| | Local Channel - Dedicated - DS1 per month | | | OH1 | TEFHG | 18.47 | 149.46 | 111.195 | 40.355 | 26.115 | | | | | | |
| | Local Channel - Dedicated - DS3 Facility Termination per month | | | OH3 | TEFHJ | 147.01 | 445.01 | 145.18 | 112.905 | 75.88 | | | | | | |
| LOCAL INTERCONNECTION MID-SPAN MEET | | | | | | | | | | | | | | | | |
| | Local Channel - Dedicated - DS1 per month | | | OH1MS | TEFHG | 0.00 | 0.00 | | | | | | | | | |
| | Local Channel - Dedicated - DS3 per month | | | OH3MS | TEFHJ | 0.00 | 0.00 | | | | | | | | | |
| MULTIPLEXERS | | | | | | | | | | | | | | | | |
| | Channelization - DS1 to DS0 Channel System | | | OH1, OH1MS | SATN1 | 69.75 | 105.675 | 41.585 | 23.75 | 4.19 | | | | | | |
| | DS3 to DS1 Channel System per month | | | OH3, OH3MS | SATNS | 121.90 | 224.475 | 71.83 | 40.005 | 31.065 | | | | | | |
| | DS3 Interface Unit (DS1 COCI) per month | | | OH1, OH1MS | SATCO | 7.35 | 15.805 | 11.385 | 6.605 | 6.605 | | | | | | |
| SIGNALING (CCS7) | | | | | | | | | | | | | | | | |
| NOTE:"bk" beside a rate indicates that the parties have agreed to bill and keep for that element pursuant to the terms and conditions in Attachment 3. | | | | | | | | | | | | | | | | |
| | CCS7 Signaling Connection, Per 56Kbps Facility A-Link DS1 | | | UDB | TPP6A | 17.05 | 34.77 | 34.77 | 16.91 | 16.91 | | | | | | |
| | CCS7 Signaling Connection, Per 56Kbps Facility A-Link DS3 | | | UDB | TPP9A | 17.05 | 34.77 | 34.77 | 16.91 | 16.91 | | | | | | |

| LOCAL INTERCONNECTION - Georgia | | | | | | | | | | | | Attachment: 3 Exh: A | | | |
|---|---|---------|------|-----|-------|-------------|----------------------------------|--------------------------------------|--|--|---|---|-------|-------|-------|
| CATEGORY | RATE ELEMENTS | Interim | Zone | BCS | USOC | RATES(\$) | Svc Order Submitted Elec per LSR | Svc Order Submitted Manually per LSR | Incremental Charge - Manual Svc Order vs. Electronic-1st | Incremental Charge - Manual Svc Order vs. Electronic-Add'l | Incremental Charge - Manual Svc Order vs. Electronic-Disc 1st | Incremental Charge - Manual Svc Order vs. Electronic-Disc Add'l | | | |
| | | | | | | | | | | | | | | | |
| | | | | | | Rec | Nonrecurring | | Nonrecurring Disconnect | | OSS Rates(\$) | | | | |
| | | | | | | | First | Add'l | First | Add'l | SOMEc | SOMAN | SOMAN | SOMAN | SOMAN |
| | CCS7 Signaling Connection, Per 56Kbps Facility B-Link DS1 | | | UDB | TPP6B | 17.05 | 34.77 | 34.77 | 16.91 | 16.91 | | | | | |
| | CCS7 Signaling Connection, Per 56Kbps Facility B-Link DS3 | | | UDB | TPP9B | 17.05 | 34.77 | 34.77 | 16.91 | 16.91 | | | | | |
| | CCS7 Signaling Termination, Per STP Port | | | UDB | PT8SX | 133.99 | | | | | | | | | |
| | CCS7 Signaling Usage, Per Call Setup Message | | | | | 0.0000354bk | | | | | | | | | |
| | CCS7 Signaling Usage, Per TCAP Message | | | | | 0.000087bk | | | | | | | | | |
| | CCS7 Signaling Usage, Per ISUP Message (same as E.3.3) | | | | | .00bk | | | | | | | | | |
| | CCS7 Signaling Usage Surrogate, per link | | | UDB | STU56 | 340.67bk | | | | | | | | | |
| | CCS7 Signaling Point Code, Establishment or Change, per STP affected | | | UDB | CCAPO | | 40.00 | 40.00 | 33.32 | 33.32 | | | | | |
| | CCS7 Signaling Connection, Switched access service, interface groups, transmissiom paths 6 DS1 level path with bit stream signaling | | | UDB | TPP6X | 17.05 | 131.96 | 131.96 | 16.91 | 16.91 | | | | | |
| | CCS7 Signaling Connection, Switched access service, interface groups, transmissiom paths 9 DS3 level path with bit stream signaling | | | UDB | TPP9X | 17.05 | 131.96 | 131.96 | 16.91 | 16.91 | | | | | |
| Notes: If no rate is identified in the contract, the rates, terms, and conditions for the specific service or function will be as set forth in applicable BellSouth tariff. | | | | | | | | | | | | | | | |

| LOCAL INTERCONNECTION - Kentucky | | | | | | | | | | | Attachment: 3 Exh: A | | | | | |
|---|---|---------|------|------------|-------|-------------|--------------|--------|-------------------------|----------------------------------|--------------------------------------|--|--|---|---|-------|
| CATEGORY | RATE ELEMENTS | Interim | Zone | BCS | USOC | RATES(\$) | | | | Svc Order Submitted Elec per LSR | Svc Order Submitted Manually per LSR | Incremental Charge - Manual Svc Order vs. Electronic-1st | Incremental Charge - Manual Svc Order vs. Electronic-Add'l | Incremental Charge - Manual Svc Order vs. Electronic-Disc 1st | Incremental Charge - Manual Svc Order vs. Electronic-Disc Add'l | |
| | | | | | | Rec | Nonrecurring | | Nonrecurring Disconnect | | OSS Rates(\$) | | | | | |
| | | | | | | | First | Add'l | First | Add'l | SOMEK | SOMAN | SOMAN | SOMAN | SOMAN | SOMAN |
| LOCAL INTERCONNECTION (CALL TRANSPORT AND TERMINATION) | | | | | | | | | | | | | | | | |
| NOTE: "bk" beside a rate indicates that the Parties have agreed to bill and keep for that element pursuant to the terms and conditions in Attachment 3. | | | | | | | | | | | | | | | | |
| TANDEM SWITCHING | | | | | | | | | | | | | | | | |
| | Tandem Switching Function Per MOU | | | | | 0.0006772bk | | | | | | | | | | |
| | Multiple Tandem Switching, per MOU (applies to initial tandem only) | | | | | 0.0006772 | | | | | | | | | | |
| | Tandem Intermediary Charge, per MOU* | | | | | 0.0025 | | | | | | | | | | |
| * This charge is applicable only to transit traffic and is applied in addition to applicable switching and/or interconnection charges. | | | | | | | | | | | | | | | | |
| TRUNK CHARGE | | | | | | | | | | | | | | | | |
| | Installation Trunk Side Service - per DS0 | | | OHD | TPP6X | | 21.58 | 8.13 | | | | | | | | |
| | Installation Trunk Side Service - per DS0 | | | OHD | TPP9X | | 21.58 | 8.13 | | | | | | | | |
| | Dedicated End Office Trunk Port Service-per DS0** | | | OHD | TDEOP | 0.00 | | | | | | | | | | |
| | Dedicated End Office Trunk Port Service-per DS1** | | | OH1 OH1MS | TDE1P | 0.00 | | | | | | | | | | |
| | Dedicated Tandem Trunk Port Service-per DS0** | | | OHD | TDWOP | 0.00 | | | | | | | | | | |
| | Dedicated Tandem Trunk Port Service-per DS1** | | | OH1 OH1MS | TDW1P | 0.00 | | | | | | | | | | |
| ** This rate element is recovered on a per MOU basis and is included in the End Office Switching and Tandem Switching, per MOU rate elements | | | | | | | | | | | | | | | | |
| COMMON TRANSPORT (Shared) | | | | | | | | | | | | | | | | |
| | Common Transport - Per Mile, Per MOU | | | | | 0.0000030bk | | | | | | | | | | |
| | Common Transport - Facilities Termination Per MOU | | | | | 0.0007466bk | | | | | | | | | | |
| LOCAL INTERCONNECTION (DEDICATED TRANSPORT) | | | | | | | | | | | | | | | | |
| INTEROFFICE CHANNEL - DEDICATED TRANSPORT | | | | | | | | | | | | | | | | |
| | Interoffice Channel - Dedicated Transport - 2-Wire Voice Grade - Per Mile per month | | | OHM | 1L5NF | 0.01 | | | | | | | | | | |
| | Interoffice Channel - Dedicated Transport- 2- Wire Voice Grade - Facility Termination per month | | | OHM | 1L5NF | 29.11 | 47.34 | 31.78 | 22.77 | 8.75 | | | | | | |
| | Interoffice Channel - Dedicated Transport - 56 kbps - per mile per month | | | OHM | 1L5NK | 0.0115 | | | | | | | | | | |
| | Interoffice Channel - Dedicated Transport - 56 kbps - Facility Termination per month | | | OHM | 1L5NK | 20.97 | 47.35 | 31.78 | 22.77 | 8.75 | | | | | | |
| | Interoffice Channel - Dedicated Transport - 64 kbps - per mile per month | | | OHM | 1L5NK | 0.0115 | | | | | | | | | | |
| | Interoffice Channel - Dedicated Transport - 64 kbps - Facility Termination per month | | | OHM | 1L5NK | 20.97 | 47.35 | 31.78 | 22.77 | 8.75 | | | | | | |
| | Interoffice Channel - Dedicated Channel - DS1 - Per Mile per month | | | OH1, OH1MS | 1L5NL | 0.23 | | | | | | | | | | |
| | Interoffice Channel - Dedicated Tranport - DS1 - Facility Termination per month | | | OH1, OH1MS | 1L5NL | 96.04 | 105.52 | 98.46 | 23.09 | 20.49 | | | | | | |
| | Interoffice Channel - Dedicated Transport - DS3 - Per Mile per month | | | OH3, OH3MS | 1L5NM | 4.97 | | | | | | | | | | |
| | Interoffice Channel - Dedicated Transport - DS3 - Facility Termination per month | | | OH3, OH3MS | 1L5NM | 1,175.15 | 335.40 | 219.24 | 89.57 | 87.75 | | | | | | |
| LOCAL CHANNEL - DEDICATED TRANSPORT | | | | | | | | | | | | | | | | |
| | Local Channel - Dedicated - 2-Wire Voice Grade per month | | | OHM | TEFV2 | 18.57 | 265.78 | 46.96 | 46.79 | 4.98 | | | | | | |
| | Local Channel - Dedicated - 4-Wire Voice Grade per month | | | OHM | TEFV4 | 19.86 | 266.48 | 47.65 | 47.54 | 5.73 | | | | | | |
| | Local Channel - Dedicated - DS1 per month | | | OH1 | TEFHG | 40.46 | 209.60 | 176.51 | 30.21 | 21.07 | | | | | | |
| | Local Channel - Dedicated - DS3 Facility Termination per month | | | OH3 | TEFHJ | 576.05 | 551.38 | 338.08 | 173.00 | 120.42 | | | | | | |
| LOCAL INTERCONNECTION MID-SPAN MEET | | | | | | | | | | | | | | | | |
| | Local Channel - Dedicated - DS1 per month | | | OH1MS | TEFHG | 0.00 | 0.00 | | | | | | | | | |
| | Local Channel - Dedicated - DS3 per month | | | OH3MS | TEFHJ | 0.00 | 0.00 | | | | | | | | | |
| MULTIPLEXERS | | | | | | | | | | | | | | | | |
| | Channelization - DS1 to DS0 Channel System | | | OH1, OH1MS | SATN1 | 113.33 | 101.40 | 71.60 | 13.79 | 13.04 | | | | | | |
| | DS3 to DS1 Channel System per month | | | OH3, OH3MS | SATNS | 158.20 | 199.23 | 118.62 | 50.16 | 48.59 | | | | | | |
| | DS3 Interface Unit (DS1 COCI) per month | | | OH1, OH1MS | SATCO | 11.80 | 10.07 | 7.08 | | | | | | | | |
| SIGNALING (CCS7) | | | | | | | | | | | | | | | | |
| NOTE:"bk" beside a rate indicates that the parties have agreed to bill and keep for that element pursuant to the terms and conditions in Attachment 3. | | | | | | | | | | | | | | | | |
| | CCS7 Signaling Connection, Per 56Kbps Facility A-Link DS1 | | | UDB | TPP6A | 20.71 | 43.56 | 43.56 | 22.45 | 22.45 | | | | | | |
| | CCS7 Signaling Connection, Per 56Kbps Facility A-Link DS3 | | | UDB | TPP9A | 20.71 | 43.56 | 43.56 | 22.45 | 22.45 | | | | | | |

| LOCAL INTERCONNECTION - Kentucky | | | | | | | | | | | | Attachment: 3 Exh: A | | | |
|---|---|---------|------|-----|-------|-------------|--------------|-------|-------------------------|----------------------------------|--------------------------------------|--|--|---|---|
| CATEGORY | RATE ELEMENTS | Interim | Zone | BCS | USOC | RATES(\$) | | | | Svc Order Submitted Elec per LSR | Svc Order Submitted Manually per LSR | Incremental Charge - Manual Svc Order vs. Electronic-1st | Incremental Charge - Manual Svc Order vs. Electronic-Add'l | Incremental Charge - Manual Svc Order vs. Electronic-Disc 1st | Incremental Charge - Manual Svc Order vs. Electronic-Disc Add'l |
| | | | | | | Rec | Nonrecurring | | Nonrecurring Disconnect | | | | | | |
| | | | | | | | First | Add'l | First | Add'l | OSS Rates(\$) | | | | |
| | | | | | | | | | | | SOMEc | SOMAN | SOMAN | SOMAN | SOMAN |
| | CCS7 Signaling Connection, Per 56Kbps Facility B-Link DS1 | | | UDB | TPP6B | 20.71 | 43.56 | 43.56 | 22.45 | 22.45 | | | | | |
| | CCS7 Signaling Connection, Per 56Kbps Facility B-Link DS3 | | | UDB | TPP9B | 20.71 | 43.56 | 43.56 | 22.45 | 22.45 | | | | | |
| | CCS7 Signaling Termination, Per STP Port | | | UDB | PT8SX | 151.39 | | | | | | | | | |
| | CCS7 Signaling Usage, Per Call Setup Message | | | | | 0.0000164bk | | | | | | | | | |
| | CCS7 Signaling Usage, Per TCAP Message | | | | | 0.0000656bk | | | | | | | | | |
| | CCS7 Signaling Usage, Per ISUP Message | | | | | 0.0000164bk | | | | | | | | | |
| | CCS7 Signaling Usage Surrogate, per link per LATA | | | UDB | STU56 | 751.08bk | | | | | | | | | |
| | CCS7 Signaling Point Code, per Originating Point Code Establishment or Change, per STP affected | | | UDB | CCAPO | | 46.02 | 46.02 | 56.43 | 56.43 | | | | | |
| | CCS7 Signaling Point Code, per Destination Point Code Establishment or Change, Per Stp Affected | | | UDB | CCAPD | | 46.02 | 46.02 | 56.43 | 56.43 | | | | | |
| | CCS7 Signaling Connection, Switched access service, interface groups, transmissiom paths 6 DS1 level path with bit stream signaling | | | UDB | TPP6X | 20.71 | 43.56 | 43.56 | 22.45 | 22.45 | | | | | |
| | CCS7 Signaling Connection, Switched access service, interface groups, transmissiom paths 9 DS3 level path with bit stream signaling | | | UDB | TPP9X | 20.71 | 43.56 | 43.56 | 22.45 | 22.45 | | | | | |
| Notes: If no rate is identified in the contract, the rates, terms, and conditions for the specific service or function will be as set forth in applicable BellSouth tariff. | | | | | | | | | | | | | | | |

| LOCAL INTERCONNECTION - Louisiana | | | | | | | | | | | Attachment: 3 Exh: A | | | | | |
|---|---------------|--|--|--|---------|------------|-------|-------------|--------------|--------|----------------------------------|--------------------------------------|--|--|---|---|
| CATEGORY | RATE ELEMENTS | | | | Interim | Zone | BCS | USOC | RATES(\$) | | Svc Order Submitted Elec per LSR | Svc Order Submitted Manually per LSR | Incremental Charge - Manual Svc Order vs. Electronic-1st | Incremental Charge - Manual Svc Order vs. Electronic-Add'l | Incremental Charge - Manual Svc Order vs. Electronic-Disc 1st | Incremental Charge - Manual Svc Order vs. Electronic-Disc Add'l |
| | | | | | | | | | | | | | | | | |
| | | | | | | | | Rec | Nonrecurring | | Nonrecurring Disconnect | | OSS Rates(\$) | | | |
| | | | | | | | | | First | Add'l | First | Add'l | SOMEC | SOMAN | SOMAN | SOMAN |
| LOCAL INTERCONNECTION (CALL TRANSPORT AND TERMINATION) | | | | | | | | | | | | | | | | |
| NOTE: "bk" beside a rate indicates that the Parties have agreed to bill and keep for that element pursuant to the terms and conditions in Attachment 3. | | | | | | | | | | | | | | | | |
| TANDEM SWITCHING | | | | | | | | | | | | | | | | |
| | | | | | | | | 0.0005507bk | | | | | | | | |
| | | | | | | | | 0.0005507 | | | | | | | | |
| | | | | | | | | 0.0025 | | | | | | | | |
| * This charge is applicable only to transit traffic and is applied in addition to applicable switching and/or interconnection charges. | | | | | | | | | | | | | | | | |
| TRUNK CHARGE | | | | | | | | | | | | | | | | |
| | | | | | | OHD | TPP6X | | 21.64 | 8.15 | | | | | | |
| | | | | | | OHD | TPP9X | | 21.64 | 8.15 | | | | | | |
| | | | | | | OHD | TDEOP | 0.00 | | | | | | | | |
| | | | | | | OH1 OH1MS | TDE1P | 0.00 | | | | | | | | |
| | | | | | | OHD | TDWOP | 0.00 | | | | | | | | |
| | | | | | | OH1 OH1MS | TDW1P | 0.00 | | | | | | | | |
| ** This rate element is recovered on a per MOU basis and is included in the End Office Switching and Tandem Switching, per MOU rate elements | | | | | | | | | | | | | | | | |
| COMMON TRANSPORT (Shared) | | | | | | | | | | | | | | | | |
| | | | | | | | | 0.0000032bk | | | | | | | | |
| | | | | | | | | 0.0003748bk | | | | | | | | |
| LOCAL INTERCONNECTION (DEDICATED TRANSPORT) | | | | | | | | | | | | | | | | |
| INTEROFFICE CHANNEL - DEDICATED TRANSPORT | | | | | | | | | | | | | | | | |
| | | | | | | OHM | 1L5NF | 0.013 | | | | | | | | |
| | | | | | | OHM | 1L5NF | 22.60 | 39.36 | 26.62 | | | | | | |
| | | | | | | OHM | 1L5NK | 0.013 | | | | | | | | |
| | | | | | | OHM | 1L5NK | 15.61 | 39.37 | 26.62 | | | | | | |
| | | | | | | OHM | 1L5NK | 0.013 | | | | | | | | |
| | | | | | | OHM | 1L5NK | 15.61 | 39.37 | 26.62 | | | | | | |
| | | | | | | OH1, OH1MS | 1L5NL | 0.2652 | | | | | | | | |
| | | | | | | OH1, OH1MS | 1L5NL | 70.47 | 86.69 | 79.44 | | | | | | |
| | | | | | | OH3, OH3MS | 1L5NM | 6.04 | | | | | | | | |
| | | | | | | OH3, OH3MS | 1L5NM | 850.45 | 270.69 | 158.05 | | | | | | |
| LOCAL CHANNEL - DEDICATED TRANSPORT | | | | | | | | | | | | | | | | |
| | | | | | | OHM | TEFV2 | 18.32 | 187.51 | 32.21 | | | | | | |
| | | | | | | OHM | TEFV4 | 19.41 | 187.94 | 32.63 | | | | | | |
| | | | | | | OH1 | TEFHG | 39.18 | 172.34 | 149.27 | | | | | | |
| | | | | | | OH3 | TEFHJ | 469.44 | 438.46 | 256.30 | | | | | | |
| LOCAL INTERCONNECTION MID-SPAN MEET | | | | | | | | | | | | | | | | |
| | | | | | | OH1MS | TEFHG | 0.00 | 0.00 | | | | | | | |
| | | | | | | OH3MS | TEFHJ | 0.00 | 0.00 | | | | | | | |
| MULTIPLEXERS | | | | | | | | | | | | | | | | |
| | | | | | | OH1, OH1MS | SATN1 | 105.09 | 88.41 | 60.76 | | | | | | |
| | | | | | | OH3, OH3MS | SATNS | 201.48 | 172.99 | 91.25 | | | | | | |
| | | | | | | OH1, OH1MS | SATCO | 11.78 | 6.39 | 4.58 | | | | | | |
| SIGNALING (CCS7) | | | | | | | | | | | | | | | | |
| NOTE:"bk" beside a rate indicates that the parties have agreed to bill and keep for that element pursuant to the terms and conditions in Attachment 3. | | | | | | | | | | | | | | | | |
| | | | | | | UDB | PT8SX | 147.60 | | | | | | | | |
| | | | | | | | | 0.000064bk | | | | | | | | |

| LOCAL INTERCONNECTION - Louisiana | | | | | | | | | | | | Attachment: 3 Exh: A | | | |
|---|---|---------|------|-----|-------|------------|--------------|-------|-------------------------|----------------------------------|--------------------------------------|--|--|---|---|
| CATEGORY | RATE ELEMENTS | Interim | Zone | BCS | USOC | RATES(\$) | | | | Svc Order Submitted Elec per LSR | Svc Order Submitted Manually per LSR | Incremental Charge - Manual Svc Order vs. Electronic-1st | Incremental Charge - Manual Svc Order vs. Electronic-Add'l | Incremental Charge - Manual Svc Order vs. Electronic-Disc 1st | Incremental Charge - Manual Svc Order vs. Electronic-Disc Add'l |
| | | | | | | Rec | Nonrecurring | | Nonrecurring Disconnect | | OSS Rates(\$) | | | | |
| | | | | | | | First | Add'l | First | Add'l | SOMEc | SOMAN | SOMAN | SOMAN | SOMAN |
| | CCS7 Signaling Connection, Per DS1 level link (A link) | | | UDB | TPP6A | 15.77 | 34.50 | 34.50 | | | | | | | |
| | CCS7 Signaling Connection, Per DS3 level link (A link) | | | UDB | TPP9A | 15.77 | 34.50 | 34.50 | | | | | | | |
| | CCS7 Signaling Connection, Per DS1 level link (B link) (also known as D link) | | | UDB | TPP6B | 15.77 | 34.50 | 34.50 | | | | | | | |
| | CCS7 Signaling Connection, Per DS3 level link (B link) (also known as D link) | | | UDB | TPP9B | 15.77 | 34.50 | 34.50 | | | | | | | |
| | CCS7 Signaling Usage, Per ISUP Message | | | | | 0.000016bk | | | | | | | | | |
| | CCS7 Signaling Usage Surrogate, per link per LATA | | | UDB | STU56 | 732.1bk | | | | | | | | | |
| | CCS7 Signaling Point Code, per Originating Point Code Establishment or Change, per STP affected | | | UDB | CCAPO | | 28.17 | 28.17 | | | | | | | |
| | CCS7 Signaling Point Code, per Destination Point Code Establishment or Change, Per Stp Affected | | | UDB | CCAPD | | 28.17 | 28.17 | | | | | | | |
| | CCS7 Signaling Connection, Switched access service, interface groups, transmission paths 6 DS1 level path with bit stream signaling | | | UDB | TPP6X | 15.77 | 34.50 | 34.50 | | | | | | | |
| | CCS7 Signaling Connection, Switched access service, interface groups, transmission paths 9 DS3 level path with bit stream signaling | | | UDB | TPP9X | 15.77 | 34.50 | 34.50 | | | | | | | |
| Notes: If no rate is identified in the contract, the rates, terms, and conditions for the specific service or function will be as set forth in applicable BellSouth tariff. | | | | | | | | | | | | | | | |

| LOCAL INTERCONNECTION - Mississippi | | | | | | | | | | | Attachment: 3 Exh: A | | | | | | | |
|---|---|--|--|--|---------|------|------------|-------------|--------------|--------|----------------------------------|--------------------------------------|--|--|---|---|-------|-------|
| CATEGORY | RATE ELEMENTS | | | | Interim | Zone | BCS | USOC | RATES(\$) | | Svc Order Submitted Elec per LSR | Svc Order Submitted Manually per LSR | Incremental Charge - Manual Svc Order vs. Electronic-1st | Incremental Charge - Manual Svc Order vs. Electronic-Add'l | Incremental Charge - Manual Svc Order vs. Electronic-Disc 1st | Incremental Charge - Manual Svc Order vs. Electronic-Disc Add'l | | |
| | | | | | | | | Rec | Nonrecurring | | Nonrecurring Disconnect | | OSS Rates(\$) | | | | | |
| | | | | | | | | | First | Add'l | First | Add'l | SOMEc | SOMAN | SOMAN | SOMAN | SOMAN | SOMAN |
| LOCAL INTERCONNECTION (CALL TRANSPORT AND TERMINATION) | | | | | | | | | | | | | | | | | | |
| NOTE: "bk" beside a rate indicates that the Parties have agreed to bill and keep for that element pursuant to the terms and conditions in Attachment 3. | | | | | | | | | | | | | | | | | | |
| TANDEM SWITCHING | | | | | | | | | | | | | | | | | | |
| | Tandem Switching Function Per MOU | | | | | | | 0.0005379bk | | | | | | | | | | |
| | Multiple Tandem Switching, per MOU (applies to intial tandem only) | | | | | | | 0.0005379 | | | | | | | | | | |
| | Tandem Intermediary Charge, per MOU* | | | | | | | 0.0025 | | | | | | | | | | |
| * This charge is applicable only to transit traffic and is applied in addition to applicable switching and/or interconnection charges. | | | | | | | | | | | | | | | | | | |
| TRUNK CHARGE | | | | | | | | | | | | | | | | | | |
| | Installation Trunk Side Service - per DS0 | | | | | | OHD | TPP6X | | 21.58 | 8.13 | | | | | | | |
| | Installation Trunk Side Service - per DS0 | | | | | | OHD | TPP9X | | 21.58 | 8.13 | | | | | | | |
| | Dedicated End Office Trunk Port Service-per DS0** | | | | | | OHD | TDEOP | 0.00 | | | | | | | | | |
| | Dedicated End Office Trunk Port Service-per DS1** | | | | | | OH1 OH1MS | TDE1P | 0.00 | | | | | | | | | |
| | Dedicated Tandem Trunk Port Service-per DS0** | | | | | | OHD | TDWOP | 0.00 | | | | | | | | | |
| | Dedicated Tandem Trunk Port Service-per DS1** | | | | | | OH1 OH1MS | TDW1P | 0.00 | | | | | | | | | |
| ** This rate element is recovered on a per MOU basis and is included in the End Office Switching and Tandem Switching, per MOU rate elements | | | | | | | | | | | | | | | | | | |
| COMMON TRANSPORT (Shared) | | | | | | | | | | | | | | | | | | |
| | Common Transport - Per Mile, Per MOU | | | | | | | 0.0000026bk | | | | | | | | | | |
| | Common Transport - Facilities Termination Per MOU | | | | | | | 0.0004541bk | | | | | | | | | | |
| LOCAL INTERCONNECTION (DEDICATED TRANSPORT) | | | | | | | | | | | | | | | | | | |
| INTEROFFICE CHANNEL - DEDICATED TRANSPORT | | | | | | | | | | | | | | | | | | |
| | Interoffice Channel - Dedicated Transport - 2-Wire Voice Grade - Per Mile per month | | | | | | OHM | 1L5NF | 0.0098 | | | | | | | | | |
| | Interoffice Channel - Dedicated Transport- 2- Wire Voice Grade - Facility Termination per month | | | | | | OHM | 1L5NF | 22.52 | 40.77 | 27.57 | 17.26 | 7.11 | | | | | |
| | Interoffice Channel - Dedicated Transport - 56 kbps - per mile per month | | | | | | OHM | 1L5NK | 0.0098 | | | | | | | | | |
| | Interoffice Channel - Dedicated Transport - 56 kbps - Facility Termination per month | | | | | | OHM | 1L5NK | 15.68 | 40.78 | 27.57 | 17.26 | 7.11 | | | | | |
| | Interoffice Channel - Dedicated Transport - 64 kbps - per mile per month | | | | | | OHM | 1L5NK | 0.0098 | | | | | | | | | |
| | Interoffice Channel - Dedicated Transport - 64 kbps - Facility Termination per month | | | | | | OHM | 1L5NK | 15.68 | 40.78 | 27.57 | 17.26 | 7.11 | | | | | |
| | Interoffice Channel - Dedicated Channel - DS1 - Per Mile per month | | | | | | OH1, OH1MS | 1L5NL | 0.201 | | | | | | | | | |
| | Interoffice Channel - Dedicated Tranport - DS1 - Facility Termination per month | | | | | | OH1, OH1MS | 1L5NL | 57.33 | 89.79 | 82.28 | 16.86 | 14.90 | | | | | |
| | Interoffice Channel - Dedicated Transport - DS3 - Per Mile per month | | | | | | OH3, OH3MS | 1L5NM | 4.76 | | | | | | | | | |
| | Interoffice Channel - Dedicated Transport - DS3 - Facility Termination per month | | | | | | OH3, OH3MS | 1L5NM | 641.90 | 280.37 | 163.70 | 62.08 | 60.29 | | | | | |
| LOCAL CHANNEL - DEDICATED TRANSPORT | | | | | | | | | | | | | | | | | | |
| | Local Channel - Dedicated - 2-Wire Voice Grade per month | | | | | | OHM | TEFV2 | 14.91 | 194.22 | 33.36 | 37.79 | 3.30 | | | | | |
| | Local Channel - Dedicated - 4-Wire Voice Grade per month | | | | | | OHM | TEFV4 | 15.99 | 194.66 | 33.80 | 38.27 | 3.78 | | | | | |
| | Local Channel - Dedicated - DS1 per month | | | | | | OH1 | TEFHG | 36.83 | 178.50 | 154.61 | 22.89 | 15.74 | | | | | |
| | Local Channel - Dedicated - DS3 Facility Termination per month | | | | | | OH3 | TEFHJ | 413.87 | 454.13 | 264.47 | 123.23 | 86.19 | | | | | |
| LOCAL INTERCONNECTION MID-SPAN MEET | | | | | | | | | | | | | | | | | | |
| | Local Channel - Dedicated - DS1 per month | | | | | | OH1MS | TEFHG | 0.00 | 0.00 | | | | | | | | |
| | Local Channel - Dedicated - DS3 per month | | | | | | OH3MS | TEFHJ | 0.00 | 0.00 | | | | | | | | |
| MULTIPLEXERS | | | | | | | | | | | | | | | | | | |
| | Channelization - DS1 to DS0 Channel System | | | | | | OH1, OH1MS | SATN1 | 102.85 | 91.57 | 62.94 | 10.87 | 10.10 | | | | | |
| | DS3 to DS1 Channel System per month | | | | | | OH3, OH3MS | SATNS | 170.63 | 179.17 | 94.52 | 34.30 | 32.82 | | | | | |
| | DS3 Interface Unit (DS1 COCI) per month | | | | | | OH1, OH1MS | SATCO | 12.96 | 6.62 | 4.74 | | | | | | | |
| SIGNALING (CCS7) | | | | | | | | | | | | | | | | | | |
| NOTE:"bk" beside a rate indicates that the parties have agreed to bill and keep for that element pursuant to the terms and conditions in Attachment 3. | | | | | | | | | | | | | | | | | | |
| | CCS7 Signaling Termination, Per STP Port | | | | | | UDB | PT8SX | 132.21 | | | | | | | | | |
| | CCS7 Signaling Usage, Per TCAP Message | | | | | | | | 0.0000597bk | | | | | | | | | |

| LOCAL INTERCONNECTION - Mississippi | | | | | | | | | | | | Attachment: 3 Exh: A | | | |
|---|---|---------|------|-----|-------|-------------|----------------------------------|--------------------------------------|--|--|---|---|-------|-------|-------|
| CATEGORY | RATE ELEMENTS | Interim | Zone | BCS | USOC | RATES(\$) | Svc Order Submitted Elec per LSR | Svc Order Submitted Manually per LSR | Incremental Charge - Manual Svc Order vs. Electronic-1st | Incremental Charge - Manual Svc Order vs. Electronic-Add'l | Incremental Charge - Manual Svc Order vs. Electronic-Disc 1st | Incremental Charge - Manual Svc Order vs. Electronic-Disc Add'l | | | |
| | | | | | | | | | | | | | | | |
| | | | | | | Rec | Nonrecurring | | Nonrecurring Disconnect | | OSS Rates(\$) | | | | |
| | | | | | | | First | Add'l | First | Add'l | SOMEC | SOMAN | SOMAN | SOMAN | SOMAN |
| | CCS7 Signaling Connection, Per DS1 level link (A link) | | | UDB | TPP6A | 16.55 | 35.74 | 35.74 | 16.53 | 16.53 | | | | | |
| | CCS7 Signaling Connection, Per DS3 level link (A link) | | | UDB | TPP9A | 16.55 | 35.74 | 35.74 | 16.53 | 16.53 | | | | | |
| | CCS7 Signaling Connection, Per DS1 level link (B link) (also known as D link) | | | UDB | TPP6B | 16.55 | 35.74 | 35.74 | 16.53 | 16.53 | | | | | |
| | CCS7 Signaling Connection, Per DS3 level link (B link) (also known as D link) | | | UDB | TPP9B | 16.55 | 35.74 | 35.74 | 16.53 | 16.53 | | | | | |
| | CCS7 Signaling Usage, Per ISUP Message | | | | | 0.0000149bk | | | | | | | | | |
| | CCS7 Signaling Usage Surrogate, per link per LATA | | | UDB | STU56 | 683.55bk | | | | | | | | | |
| | CCS7 Signaling Point Code, per Originating Point Code Establishment or Change, per STP affected | | | UDB | CCAPO | | 29.18 | 29.18 | 35.78 | 35.78 | | | | | |
| | CCS7 Signaling Point Code, per Destination Point Code Establishment or Change, Per Stp Affected | | | UDB | CCAPD | | | | | | | | | | |
| | CCS7 Signaling Connection, Switched access service, interface groups, transmissiom paths 6 DS1 level path with bit stream signaling | | | UDB | TPP6X | 16.55 | 35.74 | 35.74 | 16.53 | 16.53 | | | | | |
| | CCS7 Signaling Connection, Switched access service, interface groups, transmissiom paths 9 DS3 level path with bit stream signaling | | | UDB | TPP9X | 16.55 | 35.74 | 35.74 | 16.53 | 16.53 | | | | | |
| Notes: If no rate is identified in the contract, the rates, terms, and conditions for the specific service or function will be as set forth in applicable BellSouth tariff. | | | | | | | | | | | | | | | |

| LOCAL INTERCONNECTION - North Carolina | | | | | | | | | | | Attachment: 3 Exh: A | | | | | | |
|---|---|--|--|--|---------|------|------------|-------------|--------------|--------|-------------------------|----------------------------------|--------------------------------------|--|--|---|---|
| CATEGORY | RATE ELEMENTS | | | | Interim | Zone | BCS | USOC | RATES(\$) | | | Svc Order Submitted Elec per LSR | Svc Order Submitted Manually per LSR | Incremental Charge - Manual Svc Order vs. Electronic-1st | Incremental Charge - Manual Svc Order vs. Electronic-Add'l | Incremental Charge - Manual Svc Order vs. Electronic-Disc 1st | Incremental Charge - Manual Svc Order vs. Electronic-Disc Add'l |
| | | | | | | | | Rec | Nonrecurring | | Nonrecurring Disconnect | | OSS Rates(\$) | | | | |
| | | | | | | | | | First | Add'l | First | Add'l | SOMEC | SOMAN | SOMAN | SOMAN | SOMAN |
| LOCAL INTERCONNECTION (CALL TRANSPORT AND TERMINATION) | | | | | | | | | | | | | | | | | |
| NOTE: "bk" beside a rate indicates that the Parties have agreed to bill and keep for that element pursuant to the terms and conditions in Attachment 3. | | | | | | | | | | | | | | | | | |
| TANDEM SWITCHING | | | | | | | | | | | | | | | | | |
| | Tandem Switching Function Per MOU | | | | | | | 0.0004788bk | | | | | | | | | |
| | Multiple Tandem Switching, per MOU (applies to intial tandem only) | | | | | | | 0.0004788 | | | | | | | | | |
| | Tandem Intermediary Charge, per MOU* | | | | | | | 0.0025 | | | | | | | | | |
| * This charge is applicable only to transit traffic and is applied in addition to applicable switching and/or interconnection charges. | | | | | | | | | | | | | | | | | |
| TRUNK CHARGE | | | | | | | | | | | | | | | | | |
| | Installation Trunk Side Service - per DS0 | | | | | | OHD | TPP6X | | 21.55 | 8.12 | | | | | | |
| | Installation Trunk Side Service - per DS0 | | | | | | OHD | TPP9X | | 21.55 | 8.12 | | | | | | |
| | Dedicated End Office Trunk Port Service-per DS0** | | | | | | OHD | TDEOP | 0.00 | | | | | | | | |
| | Dedicated End Office Trunk Port Service-per DS1** | | | | | | OH1 OH1MS | TDE1P | 0.00 | | | | | | | | |
| | Dedicated Tandem Trunk Port Service-per DS0** | | | | | | OHD | TDWOP | 0.00 | | | | | | | | |
| | Dedicated Tandem Trunk Port Service-per DS1** | | | | | | OH1 OH1MS | TDW1P | 0.00 | | | | | | | | |
| ** This rate element is recovered on a per MOU basis and is included in the End Office Switching and Tandem Switching, per MOU rate elements | | | | | | | | | | | | | | | | | |
| COMMON TRANSPORT (Shared) | | | | | | | | | | | | | | | | | |
| | Common Transport - Per Mile, Per MOU | | | | | | | 0.0000023bk | | | | | | | | | |
| | Common Transport - Facilities Termination Per MOU | | | | | | | 0.0001676bk | | | | | | | | | |
| LOCAL INTERCONNECTION (DEDICATED TRANSPORT) | | | | | | | | | | | | | | | | | |
| INTEROFFICE CHANNEL - DEDICATED TRANSPORT | | | | | | | | | | | | | | | | | |
| | Interoffice Channel - Dedicated Transport - 2-Wire Voice Grade - Per Mile per month | | | | | | OHM | 1L5NF | 0.0095 | | | | | | | | |
| | Interoffice Channel - Dedicated Transport- 2- Wire Voice Grade - Facility Termination per month | | | | | | OHM | 1L5NF | 12.12 | 39.36 | 26.62 | | | | | | |
| | Interoffice Channel - Dedicated Transport - 56 kbps - per mile per month | | | | | | OHM | 1L5NK | 0.0095 | | | | | | | | |
| | Interoffice Channel - Dedicated Transport - 56 kbps - Facility Termination per month | | | | | | OHM | 1L5NK | 7.47 | 39.37 | 26.62 | | | | | | |
| | Interoffice Channel - Dedicated Transport - 64 kbps - per mile per month | | | | | | OHM | 1L5NK | 0.0095 | | | | | | | | |
| | Interoffice Channel - Dedicated Transport - 64 kbps - Facility Termination per month | | | | | | OHM | 1L5NK | 7.47 | 39.37 | 26.62 | | | | | | |
| | Interoffice Channel - Dedicated Channel - DS1 - Per Mile per month | | | | | | OH1, OH1MS | 1L5NL | 0.1938 | | | | | | | | |
| | Interoffice Channel - Dedicated Tranport - DS1 - Facility Termination per month | | | | | | OH1, OH1MS | 1L5NL | 31.19 | 86.69 | 79.44 | | | | | | |
| | Interoffice Channel - Dedicated Transport - DS3 - Per Mile per month | | | | | | OH3, OH3MS | 1L5NM | 4.44 | | | | | | | | |
| | Interoffice Channel - Dedicated Transport - DS3 - Facility Termination per month | | | | | | OH3, OH3MS | 1L5NM | 329.91 | 270.69 | 158.05 | | | | | | |
| LOCAL CHANNEL - DEDICATED TRANSPORT | | | | | | | | | | | | | | | | | |
| | Local Channel - Dedicated - 2-Wire Voice Grade per month | | | | | | OHM | TEFV2 | 6.29 | 187.51 | 32.21 | | | | | | |
| | Local Channel - Dedicated - 4-Wire Voice Grade per month | | | | | | OHM | TEFV4 | 7.08 | 187.94 | 32.63 | | | | | | |
| | Local Channel - Dedicated - DS1 per month | | | | | | OH1 | TEFHG | 22.13 | 172.34 | 149.27 | | | | | | |
| | Local Channel - Dedicated - DS3 Facility Termination per month | | | | | | OH3 | TEFHJ | 82.89 | 438.46 | 256.30 | | | | | | |
| LOCAL INTERCONNECTION MID-SPAN MEET | | | | | | | | | | | | | | | | | |
| | Local Channel - Dedicated - DS1 per month | | | | | | OH1MS | TEFHG | 0.00 | 0.00 | | | | | | | |
| | Local Channel - Dedicated - DS3 per month | | | | | | OH3MS | TEFHJ | 0.00 | 0.00 | | | | | | | |
| MULTIPLEXERS | | | | | | | | | | | | | | | | | |
| | Channelization - DS1 to DS0 Channel System | | | | | | OH1, OH1MS | SATN1 | 146.69 | 197.78 | 140.06 | | | | | | |
| | DS3 to DS1 Channel System per month | | | | | | OH3, OH3MS | SATNS | 233.10 | 403.97 | 234.40 | | | | | | |
| | DS3 Interface Unit (DS1 COCI) per month | | | | | | OH1, OH1MS | SATCO | 16.07 | 13.09 | 9.38 | | | | | | |
| SIGNALING (CCS7) | | | | | | | | | | | | | | | | | |
| NOTE:"bk" beside a rate indicates that the parties have agreed to bill and keep for that element pursuant to the terms and conditions in Attachment 3. | | | | | | | | | | | | | | | | | |
| | CCS7 Signaling Connection, Per DS1 level link (A link) | | | | | | UDB | TPP6A | 8.13 | 34.50 | 34.50 | | | | | | |
| | CCS7 Signaling Connection, Per DS3 level link (A link) | | | | | | UDB | TPP9A | 8.13 | 34.50 | 34.50 | | | | | | |

| LOCAL INTERCONNECTION - North Carolina | | | | | | | | | | | | Attachment: 3 Exh: A | | | | | |
|---|---|---------|------|-----|-------|-------------|----------------------------------|--------------------------------------|--|--|---|---|-------|-------|-------|-------|--|
| CATEGORY | RATE ELEMENTS | Interim | Zone | BCS | USOC | RATES(\$) | Svc Order Submitted Elec per LSR | Svc Order Submitted Manually per LSR | Incremental Charge - Manual Svc Order vs. Electronic-1st | Incremental Charge - Manual Svc Order vs. Electronic-Add'l | Incremental Charge - Manual Svc Order vs. Electronic-Disc 1st | Incremental Charge - Manual Svc Order vs. Electronic-Disc Add'l | | | | | |
| | | | | | | | | | | | | | | | | | |
| | | | | | | Rec | Nonrecurring | | Nonrecurring Disconnect | | OSS Rates(\$) | | | | | | |
| | | | | | | | First | Add'l | First | Add'l | SOMEc | SOMAN | SOMAN | SOMAN | SOMAN | SOMAN | |
| | CCS7 Signaling Connection, Per DS1 level link (B link) (also known as D link) | | | UDB | TPP6B | 8.13 | 34.50 | 34.50 | | | | | | | | | |
| | CCS7 Signaling Connection, Per DS3 level link (B link) (also known as D link) | | | UDB | TPP9B | 8.13 | 34.50 | 34.50 | | | | | | | | | |
| | CCS7 Signaling Termination, Per STP Port | | | UDB | PT8SX | 108.19 | | | | | | | | | | | |
| | CCS7 Signaling Usage, Per ISUP Message | | | | | 0.0000094bk | | | | | | | | | | | |
| | CCS7 Signaling Usage, Per TCAP Message | | | | | 0.0000374bk | | | | | | | | | | | |
| | CCS7 Signaling Usage Surrogate, per link per LATA | | | UDB | STU56 | 644.04bk | | | | | | | | | | | |
| | CCS7 Signaling Point Code, per Originating Point Code Establishment or Change, per STP affected | | | UDB | CCAPO | | 55.77 | 55.77 | | | | | | | | | |
| | CCS7 Signaling Point Code, per Destination Point Code Establishment or Change, Per Stp Affected | | | UDB | CCAPD | | 8.00 | 8.00 | | | | | | | | | |
| | CCS7 Signaling Connection, Switched access service, interface groups, transmission paths 6 DS1 level path with bit stream signaling | | | UDB | TPP6X | 8.13 | 34.50 | 34.50 | | | | | | | | | |
| | CCS7 Signaling Connection, Switched access service, interface groups, transmission paths 9 DS3 level path with bit stream signaling | | | UDB | TPP9X | 8.13 | 34.50 | 34.50 | | | | | | | | | |
| Notes: If no rate is identified in the contract, the rates, terms, and conditions for the specific service or function will be as set forth in applicable BellSouth tariff. | | | | | | | | | | | | | | | | | |

| LOCAL INTERCONNECTION - South Carolina | | | | | | | | | | | Attachment: 3 Exh: A | | | | |
|---|---|---------|------|------------|-------|-------------|--------------|--------|-------------------------|----------------------------------|--------------------------------------|--|--|---|---|
| CATEGORY | RATE ELEMENTS | Interim | Zone | BCS | USOC | RATES(\$) | | | | Svc Order Submitted Elec per LSR | Svc Order Submitted Manually per LSR | Incremental Charge - Manual Svc Order vs. Electronic-1st | Incremental Charge - Manual Svc Order vs. Electronic-Add'l | Incremental Charge - Manual Svc Order vs. Electronic-Disc 1st | Incremental Charge - Manual Svc Order vs. Electronic-Disc Add'l |
| | | | | | | Rec | Nonrecurring | | Nonrecurring Disconnect | | OSS Rates(\$) | | | | |
| | | | | | | | First | Add'l | First | Add'l | SOMEc | SOMAN | SOMAN | SOMAN | SOMAN |
| LOCAL INTERCONNECTION (CALL TRANSPORT AND TERMINATION) | | | | | | | | | | | | | | | |
| NOTE: "bk" beside a rate indicates that the Parties have agreed to bill and keep for that element pursuant to the terms and conditions in Attachment 3. | | | | | | | | | | | | | | | |
| TANDEM SWITCHING | | | | | | | | | | | | | | | |
| | Tandem Switching Function Per MOU | | | | | 0.0007360bk | | | | | | | | | |
| | Multiple Tandem Switching, per MOU (applies to intial tandem only) | | | | | 0.000736 | | | | | | | | | |
| | Tandem Intermediary Charge, per MOU* | | | | | 0.0025 | | | | | | | | | |
| * This charge is applicable only to transit traffic and is applied in addition to applicable switching and/or interconnection charges. | | | | | | | | | | | | | | | |
| TRUNK CHARGE | | | | | | | | | | | | | | | |
| | Installation Trunk Side Service - per DS0 | | | OHD | TPP6X | | 21.65 | 8.16 | | | | | | | |
| | Installation Trunk Side Service - per DS0 | | | OHD | TPP9X | | 21.65 | 8.16 | | | | | | | |
| | Dedicated End Office Trunk Port Service-per DS0** | | | OHD | TDEOP | 0.00 | | | | | | | | | |
| | Dedicated End Office Trunk Port Service-per DS1** | | | OH1 OH1MS | TDE1P | 0.00 | | | | | | | | | |
| | Dedicated Tandem Trunk Port Service-per DS0** | | | OHD | TDWOP | 0.00 | | | | | | | | | |
| | Dedicated Tandem Trunk Port Service-per DS1** | | | OH1 OH1MS | TDW1P | 0.00 | | | | | | | | | |
| ** This rate element is recovered on a per MOU basis and is included in the End Office Switching and Tandem Switching, per MOU rate elements | | | | | | | | | | | | | | | |
| COMMON TRANSPORT (Shared) | | | | | | | | | | | | | | | |
| | Common Transport - Per Mile, Per MOU | | | | | 0.0000045bk | | | | | | | | | |
| | Common Transport - Facilities Termination Per MOU | | | | | 0.0004095bk | | | | | | | | | |
| LOCAL INTERCONNECTION (DEDICATED TRANSPORT) | | | | | | | | | | | | | | | |
| INTEROFFICE CHANNEL - DEDICATED TRANSPORT | | | | | | | | | | | | | | | |
| | Interoffice Channel - Dedicated Transport - 2-Wire Voice Grade - Per Mile per month | | | OHM | 1L5NF | 0.0167 | | | | | | | | | |
| | Interoffice Channel - Dedicated Transport- 2- Wire Voice Grade - Facility Termination per month | | | OHM | 1L5NF | 24.30 | 40.63 | 27.47 | 16.77 | 6.91 | | | | | |
| | Interoffice Channel - Dedicated Transport - 56 kbps - per mile per month | | | OHM | 1L5NK | 0.0167 | | | | | | | | | |
| | Interoffice Channel - Dedicated Transport - 56 kbps - Facility Termination per month | | | OHM | 1L5NK | 16.76 | 40.63 | 27.47 | 16.77 | 6.91 | | | | | |
| | Interoffice Channel - Dedicated Transport - 64 kbps - per mile per month | | | OHM | 1L5NK | 0.0167 | | | | | | | | | |
| | Interoffice Channel - Dedicated Transport - 64 kbps - Facility Termination per month | | | OHM | 1L5NK | 16.76 | 40.63 | 27.47 | 16.77 | 6.91 | | | | | |
| | Interoffice Channel - Dedicated Channel - DS1 - Per Mile per month | | | OH1, OH1MS | 1L5NL | 0.3415 | | | | | | | | | |
| | Interoffice Channel - Dedicated Tranport - DS1 - Facility Termination per month | | | OH1, OH1MS | 1L5NL | 77.14 | 89.47 | 81.99 | 16.39 | 14.48 | | | | | |
| | Interoffice Channel - Dedicated Transport - DS3 - Per Mile per month | | | OH3, OH3MS | 1L5NM | 8.02 | | | | | | | | | |
| | Interoffice Channel - Dedicated Transport - DS3 - Facility Termination per month | | | OH3, OH3MS | 1L5NM | 880.65 | 279.37 | 163.12 | 60.33 | 58.59 | | | | | |
| LOCAL CHANNEL - DEDICATED TRANSPORT | | | | | | | | | | | | | | | |
| | Local Channel - Dedicated - 2-Wire Voice Grade per month | | | OHM | TEFV2 | 15.33 | 193.53 | 33.24 | 36.72 | 3.21 | | | | | |
| | Local Channel - Dedicated - 4-Wire Voice Grade per month | | | OHM | TEFV4 | 16.54 | 193.97 | 33.68 | 37.19 | 3.68 | | | | | |
| | Local Channel - Dedicated - DS1 per month | | | OH1 | TEFHG | 42.62 | 177.87 | 154.06 | 22.24 | 15.30 | | | | | |
| | Local Channel - Dedicated - DS3 Facility Termination per month | | | OH3 | TEFHJ | 446.00 | 452.52 | 264.53 | 119.75 | 83.77 | | | | | |
| LOCAL INTERCONNECTION MID-SPAN MEET | | | | | | | | | | | | | | | |
| | Local Channel - Dedicated - DS1 per month | | | OH1MS | TEFHG | 0.00 | 0.00 | | | | | | | | |
| | Local Channel - Dedicated - DS3 per month | | | OH3MS | TEFHJ | 0.00 | 0.00 | | | | | | | | |
| MULTIPLEXERS | | | | | | | | | | | | | | | |
| | Channelization - DS1 to DS0 Channel System | | | OH1, OH1MS | SATN1 | 107.57 | 91.24 | 62.71 | 10.56 | 9.81 | | | | | |
| | DS3 to DS1 Channel System per month | | | OH3, OH3MS | SATNS | 144.02 | 178.54 | 94.18 | 33.33 | 31.90 | | | | | |
| | DS3 Interface Unit (DS1 COCI) per month | | | OH1, OH1MS | SATCO | 8.64 | 6.59 | 4.73 | | | | | | | |
| SIGNALING (CCS7) | | | | | | | | | | | | | | | |
| NOTE:"bk" beside a rate indicates that the parties have agreed to bill and keep for that element pursuant to the terms and conditions in Attachment 3. | | | | | | | | | | | | | | | |
| | CCS7 Signaling Connection, Per 56Kbps Facility A-Link DS1 | | | UDB | TPP6A | 16.93 | 35.61 | 35.61 | 16.48 | 16.48 | | | | | |
| | CCS7 Signaling Connection, Per 56Kbps Facility A-Link DS3 | | | UDB | TPP9A | 16.93 | 35.61 | 35.61 | 16.48 | 16.48 | | | | | |

| LOCAL INTERCONNECTION - South Carolina | | | | | | | | | | | | Attachment: 3 Exh: A | | | | |
|---|---|---------|------|-----|-------|-------------|----------------------------------|--------------------------------------|--|--|---|---|-------|-------|-------|--|
| CATEGORY | RATE ELEMENTS | Interim | Zone | BCS | USOC | RATES(\$) | Svc Order Submitted Elec per LSR | Svc Order Submitted Manually per LSR | Incremental Charge - Manual Svc Order vs. Electronic-1st | Incremental Charge - Manual Svc Order vs. Electronic-Add'l | Incremental Charge - Manual Svc Order vs. Electronic-Disc 1st | Incremental Charge - Manual Svc Order vs. Electronic-Disc Add'l | | | | |
| | | | | | | | | | | | | | | | | |
| | | | | | | Rec | Nonrecurring | | Nonrecurring Disconnect | | OSS Rates(\$) | | | | | |
| | | | | | | | First | Add'l | First | Add'l | SOMEC | SOMAN | SOMAN | SOMAN | SOMAN | |
| | CCS7 Signaling Connection, Per 56Kbps Facility B-Link DS1 | | | UDB | TPP6B | 16.93 | 35.61 | 35.61 | 16.48 | 16.48 | | | | | | |
| | CCS7 Signaling Connection, Per 56Kbps Facility B-Link DS3 | | | UDB | TPP9B | 16.93 | 35.61 | 35.61 | 16.48 | 16.48 | | | | | | |
| | CCS7 Signaling Termination, Per STP Port | | | UDB | PT8SX | 163.49 | | | | | | | | | | |
| | CCS7 Signaling Usage, Per TCAP Message | | | | | 0.0000692bk | | | | | | | | | | |
| | CCS7 Signaling Usage, Per ISUP Message | | | | | 0.0000173bk | | | | | | | | | | |
| | CCS7 Signaling Usage Surrogate, per link per LATA | | | UDB | STU56 | 791.37bk | | | | | | | | | | |
| | CCS7 Signaling Point Code, per Originating Point Code Establishment or Change, per STP affected | | | UDB | CCAPO | | 29.08 | 29.08 | 35.65 | 35.65 | | | | | | |
| | CCS7 Signaling Point Code, per Destination Point Code Establishment or Change, Per Stp Affected | | | UDB | CCAPD | | 29.08 | 29.08 | 35.65 | 35.65 | | | | | | |
| | CCS7 Signaling Connection, Switched access service, interface groups, transmissiom paths 6 DS1 level path with bit stream signaling | | | UDB | TPP6X | 16.93 | 35.61 | 35.61 | 16.48 | 16.48 | | | | | | |
| | CCS7 Signaling Connection, Switched access service, interface groups, transmissiom paths 9 DS3 level path with bit stream signaling | | | UDB | TPP9X | 16.93 | 35.61 | 35.61 | 16.48 | 16.48 | | | | | | |
| Notes: If no rate is identified in the contract, the rates, terms, and conditions for the specific service or function will be as set forth in applicable BellSouth tariff. | | | | | | | | | | | | | | | | |

| LOCAL INTERCONNECTION - Tennessee | | | | | | | | | | | Attachment: 3 Exh: A | | | | | |
|---|---|--|--|--|---------|------|------------|-------------|--------------------|--------|-------------------------------------|--------------------------------------|--|--|---|---|
| CATEGORY | RATE ELEMENTS | | | | Interim | Zone | BCS | USOC | RATES(\$) | | Svc Order Submitted Elec per LSR | Svc Order Submitted Manually per LSR | Incremental Charge - Manual Svc Order vs. Electronic-1st | Incremental Charge - Manual Svc Order vs. Electronic-Add'l | Incremental Charge - Manual Svc Order vs. Electronic-Disc 1st | Incremental Charge - Manual Svc Order vs. Electronic-Disc Add'l |
| | | | | | | | | Rec | Nonrecurring First | Add'l | Nonrecurring Disconnect First Add'l | | OSS Rates(\$) | | | |
| | | | | | | | | | | | SOMEC | SOMAN | SOMAN | SOMAN | SOMAN | SOMAN |
| LOCAL INTERCONNECTION (CALL TRANSPORT AND TERMINATION) | | | | | | | | | | | | | | | | |
| NOTE: "bk" beside a rate indicates that the Parties have agreed to bill and keep for that element pursuant to the terms and conditions in Attachment 3. | | | | | | | | | | | | | | | | |
| TANDEM SWITCHING | | | | | | | | | | | | | | | | |
| | Tandem Switching Function Per MOU | | | | | | | 0.0009778bk | | | | | | | | |
| | Multiple Tandem Switching, per MOU (applies to intial tandem only) | | | | | | | 0.0009778 | | | | | | | | |
| | Tandem Intermediary Charge, per MOU* | | | | | | | 0.0025 | | | | | | | | |
| * This charge is applicable only to transit traffic and is applied in addition to applicable switching and/or interconnection charges. | | | | | | | | | | | | | | | | |
| TRUNK CHARGE | | | | | | | | | | | | | | | | |
| | Installation Trunk Side Service - per DS0 | | | | | | OHD | TPP6X | 21.59 | 8.09 | | | | | | |
| | Installation Trunk Side Service - per DS0 | | | | | | OHD | TPP9X | 21.59 | 8.09 | | | | | | |
| | Dedicated End Office Trunk Port Service-per DS0** | | | | | | OHD | TDEOP | 0.00 | | | | | | | |
| | Dedicated End Office Trunk Port Service-per DS1** | | | | | | OH1 OH1MS | TDE1P | 0.00 | | | | | | | |
| | Dedicated Tandem Trunk Port Service-per DS0** | | | | | | OHD | TDWOP | 0.00 | | | | | | | |
| | Dedicated Tandem Trunk Port Service-per DS1** | | | | | | OH1 OH1MS | TDW1P | 0.00 | | | | | | | |
| ** This rate element is recovered on a per MOU basis and is included in the End Office Switching and Tandem Switching, per MOU rate elements | | | | | | | | | | | | | | | | |
| COMMON TRANSPORT (Shared) | | | | | | | | | | | | | | | | |
| | Common Transport - Per Mile, Per MOU | | | | | | | 0.0000064bk | | | | | | | | |
| | Common Transport - Facilities Termination Per MOU | | | | | | | 0.0003871bk | | | | | | | | |
| LOCAL INTERCONNECTION (DEDICATED TRANSPORT) | | | | | | | | | | | | | | | | |
| INTEROFFICE CHANNEL - DEDICATED TRANSPORT | | | | | | | | | | | | | | | | |
| | Interoffice Channel - Dedicated Transport - 2-Wire Voice Grade - Per Mile per month | | | | | | OHM | 1L5NF | 0.0174 | | | | | | | |
| | Interoffice Channel - Dedicated Transport- 2- Wire Voice Grade - Facility Termination per month | | | | | | OHM | 1L5NF | 18.58 | 55.39 | 17.37 | 27.96 | 3.51 | | | |
| | Interoffice Channel - Dedicated Transport - 56 kbps - per mile per month | | | | | | OHM | 1L5NK | 0.0174 | | | | | | | |
| | Interoffice Channel - Dedicated Transport - 56 kbps - Facility Termination per month | | | | | | OHM | 1L5NK | 17.98 | 55.39 | 17.37 | 27.96 | 3.51 | | | |
| | Interoffice Channel - Dedicated Transport - 64 kbps - per mile per month | | | | | | OHM | 1L5NK | 0.0174 | | | | | | | |
| | Interoffice Channel - Dedicated Transport - 64 kbps - Facility Termination per month | | | | | | OHM | 1L5NK | 17.98 | 55.39 | 17.37 | 27.96 | 3.51 | | | |
| | Interoffice Channel - Dedicated Channel - DS1 - Per Mile per month | | | | | | OH1, OH1MS | 1L5NL | 0.3562 | | | | | | | |
| | Interoffice Channel - Dedicated Tranport - DS1 - Facility Termination per month | | | | | | OH1, OH1MS | 1L5NL | 77.86 | 112.40 | 76.27 | 19.55 | 14.99 | | | |
| | Interoffice Channel - Dedicated Transport - DS3 - Per Mile per month | | | | | | OH3, OH3MS | 1L5NM | 2.34 | | | | | | | |
| | Interoffice Channel - Dedicated Transport - DS3 - Facility Termination per month | | | | | | OH3, OH3MS | 1L5NM | 848.99 | 395.29 | 176.56 | 109.04 | 105.91 | | | |
| LOCAL CHANNEL - DEDICATED TRANSPORT | | | | | | | | | | | | | | | | |
| | Local Channel - Dedicated - 2-Wire Voice Grade per month | | | | | | OHM | TEFV2 | 15.29 | 199.33 | 24.16 | 54.81 | 4.80 | | | |
| | Local Channel - Dedicated - 4-Wire Voice Grade per month | | | | | | OHM | TEFV4 | 16.18 | 201.53 | 24.83 | 55.52 | 5.51 | | | |
| | Local Channel - Dedicated - DS1 per month | | | | | | OH1 | TEFHG | 32.25 | 277.35 | 233.26 | 33.18 | 22.30 | | | |
| | Local Channel - Dedicated - DS3 Facility Termination per month | | | | | | OH3 | TEFHJ | 611.30 | 595.37 | 304.50 | 215.82 | 151.15 | | | |
| LOCAL INTERCONNECTION MID-SPAN MEET | | | | | | | | | | | | | | | | |
| | Local Channel - Dedicated - DS1 per month | | | | | | OH1MS | TEFHG | 0.00 | 0.00 | | | | | | |
| | Local Channel - Dedicated - DS3 per month | | | | | | OH3MS | TEFHJ | 0.00 | 0.00 | | | | | | |
| MULTIPLEXERS | | | | | | | | | | | | | | | | |
| | Channelization - DS1 to DS0 Channel System | | | | | | OH1, OH1MS | SATN1 | 80.77 | 141.87 | 77.11 | 14.51 | 13.46 | | | |
| | DS3 to DS1 Channel System per month | | | | | | OH3, OH3MS | SATNS | 222.98 | 308.03 | 108.47 | 44.47 | 42.62 | | | |
| | DS3 Interface Unit (DS1 COCI) per month | | | | | | OH1, OH1MS | SATCO | 17.58 | 6.07 | 4.66 | | | | | |
| SIGNALING (CCS7) | | | | | | | | | | | | | | | | |
| NOTE:"bk" beside a rate indicates that the parties have agreed to bill and keep for that element pursuant to the terms and conditions in Attachment 3. | | | | | | | | | | | | | | | | |
| | CCS7 Signaling Termination, Per STP Port | | | | | | UDB | PT8SX | 138.41 | | | | | | | |
| | CCS7 Signaling Usage, Per TCAP Message | | | | | | | | 0.0000916bk | | | | | | | |

| LOCAL INTERCONNECTION - Tennessee | | | | | | | | | | | | Attachment: 3 Exh: A | | | | | |
|---|---|---------|------|-----|-------|-------------|--------------------|--------|-------------------------------|----------------------------------|--------------------------------------|--|--|---|---|-------|--|
| CATEGORY | RATE ELEMENTS | Interim | Zone | BCS | USOC | RATES(\$) | | | | Svc Order Submitted Elec per LSR | Svc Order Submitted Manually per LSR | Incremental Charge - Manual Svc Order vs. Electronic-1st | Incremental Charge - Manual Svc Order vs. Electronic-Add'l | Incremental Charge - Manual Svc Order vs. Electronic-Disc 1st | Incremental Charge - Manual Svc Order vs. Electronic-Disc Add'l | | |
| | | | | | | Rec | Nonrecurring First | Add'l | Nonrecurring Disconnect First | | | | | | | Add'l | |
| | | | | | | | | | | | | OSS Rates(\$) | | | | | |
| | | | | | | | | | | | | SOMEc | SOMAN | SOMAN | SOMAN | | |
| | CCS7 Signaling Connection, Per DS1 level link (A link) | | | UDB | TPP6A | 17.84 | 130.84 | 130.84 | | | | | 20.35 | 0.00 | 0.00 | | |
| | CCS7 Signaling Connection, Per DS3 level link (A link) | | | UDB | TPP9A | 17.84 | 130.84 | 130.84 | | | | | 20.35 | 0.00 | 0.00 | | |
| | CCS7 Signaling Connection, Per DS1 level link (B link) (also known as D link) | | | UDB | TPP6B | 17.84 | 130.84 | 130.84 | | | | | 20.35 | 0.00 | 0.00 | | |
| | CCS7 Signaling Connection, Per DS3 level link (B link) (also known as D link) | | | UDB | TPP9B | 17.84 | 130.84 | 130.84 | | | | | 20.35 | 0.00 | 0.00 | | |
| | CCS7 Signaling Usage, Per ISUP Message | | | | | 0.0000373bk | | | | | | | | | | | |
| | CCS7 Signaling Usage Surrogate, per link per LATA | | | UDB | STU56 | 352.3bk | | | | | | | | | | | |
| | Signaling Point Code, per Originating Point Code Establishment or Change, per STP | | | UDB | CCAPO | | 121.77 | 121.77 | | | | | 20.35 | 0.00 | 0.00 | | |
| | CCS7 Signaling Connection, Switched access service, interface groups, transmissiom paths 6 DS1 level path with bit stream signaling | | | UDB | TPP6X | 17.84 | 130.84 | 130.84 | | | | | 20.35 | 0.00 | 0.00 | | |
| | CCS7 Signaling Connection, Switched access service, interface groups, transmissiom paths 9 DS3 level path with bit stream signaling | | | UDB | TPP9X | 17.84 | 130.84 | 130.84 | | | | | 20.35 | 0.00 | 0.00 | | |
| Notes: If no rate is identified in the contract, the rates, terms, and conditions for the specific service or function will be as set forth in applicable BellSouth tariff. | | | | | | | | | | | | | | | | | |

Attachment 4
BellSouth Collocation

Table of Contents

| | |
|---|------------------|
| 1. Scope of Attachment | 4 |
| 2 Optional Reports | 7 |
| 3 Collocation Options..... | 8 |
| 4 Occupancy | 13 |
| 5 Use of Collocation Space | 15 |
| 6 Ordering and Preparation of Collocation Space | 23 |
| 7 Construction and Provisioning..... | 27 |
| 8 Rates and Charges | 34 |
| 9 Insurance | 42 |
| 10 Mechanics Lien | 43 |
| 11 Inspections..... | 43 |
| 12 Security and Safety Requirements | 44 |
| 13 Destruction of Collocation Space..... | 46 |
| 14 Eminent Domain | 47 |
| 15 Nonexclusivity | 47 |
| Environmental & Safety Principles | Exhibit A |
| Rates | Exhibit B |
| Tennessee Regulatory Authority (TRA) Offered Language and Rates..... | Exhibit C |

BELLSOUTH COLLOCATION

1. Scope of Attachment

1.1 BellSouth Premises

1.1.1 The rates, terms and conditions contained within this Attachment shall only apply when Image Access is physically collocated as a sole occupant or as a Host within a BellSouth Premises pursuant to this Attachment. BellSouth Premises, as defined in this Attachment includes BellSouth Central Offices, and Remote Terminals (hereinafter “BellSouth Premises”). This Attachment is applicable to BellSouth Premises owned or leased by BellSouth. Where not specified, the language in this Attachment applies to both Central Office and Remote Site Collocation.

1.1.2 Third Party Property. If the BellSouth Premises, or the property on which it is located, is leased by BellSouth from a third party or otherwise controlled by a third party, special considerations and intervals may apply in addition to the terms and conditions of this Attachment. Additionally, where BellSouth notifies Image Access that BellSouth’s agreement with a third party does not grant BellSouth the ability to provide access and use rights to others, upon Image Access’s request, BellSouth will use commercially reasonable efforts to obtain the owner’s consent and to otherwise secure such rights for Image Access. Image Access agrees to reimburse BellSouth for all costs incurred by BellSouth in obtaining such rights for Image Access. In cases where a third party agreement does not grant BellSouth the right to provide access and use rights to others as contemplated by this Attachment and BellSouth, is unable to secure such access and use rights for Image Access, Image Access shall be responsible for obtaining such permission to access and use such property. BellSouth shall cooperate with Image Access in obtaining such permission.

1.2 Right to Occupy

1.2.1 BellSouth shall offer to Image Access collocation on rates, terms and conditions that are just, reasonable, nondiscriminatory and consistent with the rules of the FCC. Subject to the rates, terms and conditions of this Attachment, where space is available and it is technically feasible, BellSouth will allow Image Access to occupy a certain area designated by BellSouth within a BellSouth Premises, or on BellSouth property upon which the BellSouth Premises is located, of a size which is specified by Image Access and agreed to by BellSouth (hereinafter “Collocation Space”). Except as otherwise specified, any references to Collocation Space shall be for physical collocation. The necessary rates, terms and conditions for a premises as defined by the FCC, other than BellSouth Premises, shall be negotiated upon reasonable request for collocation at such premises.

1.2.2 Neither BellSouth nor any of BellSouth’s affiliates may reserve space for future use on more preferential terms than those set forth in this Attachment.

1.2.2.1 In all states other than Florida, the size specified by Image Access may contemplate a request for space sufficient to accommodate Image Access’s growth within a twenty-four (24) month period.

- 1.2.2.2 In the state of Florida, the size specified by Image Access may contemplate a request for space sufficient to accommodate Image Access's growth within an eighteen (18) month period.
- 1.3 Space Allocation. BellSouth shall assign Image Access Collocation Space that utilizes existing infrastructure (e.g., heating, ventilation, air conditioning (HVAC), lighting and available power), if such space is available for collocation. Otherwise, BellSouth shall attempt to accommodate Image Access's requested space preferences, if any, including the provision of contiguous space for any subsequent request for collocation. In allocating Collocation Space, BellSouth shall not materially increase Image Access's cost or materially delay Image Access's occupation and use of the Collocation Space, assign Collocation Space that will impair the quality of service or otherwise limit the service Image Access wishes to offer, reduce unreasonably the total space available for physical collocation or preclude reasonable physical collocation within the BellSouth Premises. Space shall not be available for collocation if it is: (a) physically occupied by non-obsolete equipment; (b) assigned to another collocated telecommunications carrier; (c) used to provide physical access to occupied space; (d) used to enable technicians to work on equipment located within occupied space; (e) properly reserved for future use, either by BellSouth or another collocated telecommunications carrier; or (f) essential for the administration and proper functioning of the BellSouth Premises. BellSouth may segregate Collocation Space and require separate entrances for collocated telecommunications carriers to access their Collocation Space, pursuant to FCC Rules.
- 1.4 Transfer of Collocation Space
- 1.4.1 Image Access shall be allowed to transfer Collocation Space to another CLEC under the following conditions: (1) the BellSouth Premises is not at or near space exhaustion; (2) the transfer of space shall be contingent upon BellSouth's approval, which will not be unreasonably withheld; (3) Image Access has no unpaid, undisputed collocation charges; and (4) the transfer of the Collocation Space is in conjunction with Image Access's sale of all or substantially all, of the in-place collocation equipment to the same CLEC.
- 1.4.2 The responsibilities of Image Access shall include: (1) submitting a letter of authorization to BellSouth for the transfer; (2) entering into a transfer agreement with BellSouth and the acquiring CLEC; and (3) returning all Security Access Devices to BellSouth. The responsibilities of the acquiring CLEC shall include: (1) submitting an application to BellSouth for the transfer of the Collocation Space; (2) satisfying all requirements of its interconnection agreement with BellSouth; (3) submitting a letter to BellSouth for the assumption of services; and (4) entering into a transfer agreement with BellSouth and Image Access.
- 1.4.3 In conjunction with a transfer of Collocation Space, any services associated with the Collocation Space shall be transferred pursuant to separately negotiated rates, terms and conditions.

1.5 Space Reclamation

- 1.5.1 In the event of space exhaust within a BellSouth Premises, BellSouth may include in its documentation for the Petition for Waiver filed with the Commission, any unutilized space in the BellSouth Premises. Image Access will be responsible for the justification of unutilized space within its Collocation Space, if the Commission requires such justification.
- 1.5.2 BellSouth may reclaim unused Collocation Space when a BellSouth Premises is at, or near, space exhaustion and Image Access cannot demonstrate that Image Access will utilize the Collocation Space in the time frames set forth below in Section 1.5.3. In the event of space exhaust or near exhaust within a BellSouth Premises, BellSouth will provide written notice to Image Access requesting that Image Access release non-utilized Collocation Space to BellSouth, when one hundred percent (100%) of the Collocation Space in Image Access's collocation arrangement is not being utilized.
- 1.5.3 Within twenty (20) days of receipt of written notification from BellSouth, Image Access shall either: (1) return the non-utilized Collocation Space to BellSouth in which case Image Access shall be relieved of all obligations for charges associated with that portion of the Collocation Space applicable from the date the Collocation Space is returned to BellSouth; or (2) for all states, with the exception of Florida, provide BellSouth with information demonstrating that the Collocation Space will be utilized within twenty-four (24) months from the date Image Access accepted the Collocation Space (Acceptance Date) from BellSouth. For Florida, Image Access shall provide information to BellSouth demonstrating that the Collocation Space will be utilized within eighteen (18) months from the Acceptance Date.
- 1.5.4 Disputes concerning BellSouth's claim of space exhaust, or near exhaust, or Image Access's refusal to return requested Collocation Space should be resolved by BellSouth and Image Access pursuant to the dispute resolution language contained in the General Terms and Conditions.
- 1.6 Use of Space. Image Access may only place in the Collocation Space equipment necessary for interconnection with BellSouth's services/facilities or for accessing BellSouth's unbundled network elements for the provision of Telecommunications Services, as specifically set forth in this Agreement. The Collocation Space assigned to Image Access may not be used for any purposes other than as specifically described herein, including, but not limited to office space or a place of reporting for Image Access's employees or certified suppliers.
- 1.7 Rates and Charges. Image Access agrees to pay the rates and charges identified in Exhibit B.
- 1.8 Due Dates. If any due date contained in this Attachment falls on a weekend or a national holiday, then the due date will be the next business day thereafter. For intervals of ten (10) days or less, national holidays will be excluded. For purposes

of this Attachment, national holidays include the following: New Year's Day, Martin Luther King, Jr. Day, President's Day (Washington's Birthday), Memorial Day, Independence Day, Labor Day, Columbus Day, Veteran's Day, Thanksgiving Day and Christmas Day.

- 1.9 Compliance. Subject to Section 24 of the General Terms and Conditions of this Agreement, the Parties agree to comply with all applicable federal, state, county, local and administrative laws, rules, ordinances, regulations and codes in the performance of their obligations hereunder.

2 Optional Reports

- 2.1 Space Availability Report. Upon request from Image Access and at Image Access's expense, BellSouth will provide a written report (Space Availability Report) describing in detail the space that is currently available for collocation at a particular BellSouth Premises. This report will include the amount of Collocation Space available at the BellSouth Premises requested, the number of collocators present at the BellSouth Premises, any modifications in the use of the space since the last report on the BellSouth Premises requested and the measures BellSouth is taking to make additional space available for collocation arrangements. A Space Availability Report does not reserve space at the BellSouth Premises for which the Space Availability Report was requested by Image Access.

- 2.1.1 The request from Image Access for a Space Availability Report must be in writing and include the BellSouth Premises street address, as identified in the LERG, and the CLLI code for the BellSouth Premises requested. CLLI code information is located in the NECA Tariff FCC No. 4.

- 2.1.2 BellSouth will respond to a request for a Space Availability Report for a particular BellSouth Premises within ten (10) days of the receipt of such request.

- 2.1.3 BellSouth will use commercially reasonable efforts to respond in ten (10) days to a Space Availability Report request when the request includes from two (2) to five (5) BellSouth Premises within the same state. The response time for Space Availability Report requests of more than five (5) BellSouth Premises, whether the request is for the same state or for two (2) or more states within the BellSouth Region, shall be negotiated between the Parties.

- 2.2 Remote Terminal Information. Upon request, BellSouth will provide Image Access with the following information concerning BellSouth's remote terminals: (i) the address of the remote terminal; (ii) the CLLI code of the remote terminal; (iii) the carrier serving area of the remote terminal; (iv) the designation of which remote terminals subtend a particular central office; and (v) the number and address of customers that are served by a particular remote terminal.

- 2.2.1 BellSouth will provide this information within thirty (30) days of a Image Access request subject to the following conditions: (i) the information will only be provided on a CD in the same format in which it appears in BellSouth's systems; and (ii) the information will only be provided for each serving wire center

designated by Image Access, up to a maximum of thirty (30) wire centers per Image Access request per month per state. BellSouth will bill the nonrecurring charge pursuant to the rates in Exhibit B at the time BellSouth sends the CD.

3 Collocation Options

3.1 Cageless Collocation. BellSouth shall allow Image Access to collocate Image Access's equipment and facilities without requiring the construction of a cage or similar structure. BellSouth shall allow Image Access to have direct access to Image Access's equipment and facilities in accordance with Section 5.1.2 below. BellSouth shall make cageless collocation available in single bay increments. Except where Image Access's equipment requires special technical considerations (e.g., special cable racking or isolated ground plane), BellSouth shall assign cageless Collocation Space in conventional equipment rack lineups where feasible. For equipment requiring special technical considerations, Image Access must provide the equipment layout, including spatial dimensions for such equipment pursuant to generic requirements contained in Telcordia GR-63-Core, and shall be responsible for compliance with all special technical requirements associated with such equipment.

3.2 Caged Collocation

3.2.1 BellSouth will make caged Collocation Space in Central Offices available in fifty (50) square foot increments. At Image Access's option and expense, Image Access will arrange with a Supplier certified by BellSouth (BellSouth Certified Supplier) to construct a collocation arrangement enclosure in accordance with BellSouth's specifications for a wire mesh enclosure prior to starting equipment installation. Where local building codes require enclosure specifications more stringent than BellSouth's wire mesh enclosure specifications, Image Access and Image Access's BellSouth Certified Supplier must comply with the more stringent local building code requirements. Image Access's BellSouth Certified Supplier shall be responsible for filing and obtaining any and all necessary permits and/or licenses for such construction. BellSouth or BellSouth's designated agent or contractor shall provide, at Image Access's expense, documentation, which may include existing building architectural drawings, enclosure drawings, specifications, etc., necessary for Image Access's BellSouth Certified Supplier to obtain all necessary permits and/or other licenses. Image Access's BellSouth Certified Supplier shall bill Image Access directly for all work performed for Image Access. BellSouth shall have no liability for, nor responsibility to pay, such charges imposed by Image Access's BellSouth Certified Supplier. Image Access must provide the local BellSouth Central Office Building Contact with two (2) Access Keys that will allow entry into the locked enclosure. Except in the case of an emergency, BellSouth will not access Image Access's locked enclosure prior to notifying Image Access at least forty-eight (48) hours or two (2) business days, whichever is greater, before access to Image Access's Collocation Space is required. Upon request, BellSouth shall construct the enclosure for Image Access.

3.2.2 In the event Image Access's BellSouth Certified Supplier will construct the collocation arrangement enclosure, BellSouth may elect to review Image Access's plans and specifications, prior to allowing the construction to start, to ensure compliance with BellSouth's wire mesh enclosure specifications. BellSouth will notify Image Access of its desire to conduct this review in BellSouth's Application Response, as defined herein, to Image Access's Initial Application. If Image Access's Initial Application does not indicate its desire to construct its own enclosure and Image Access subsequently decides to construct its own enclosure prior to BellSouth's Application Response, then Image Access will resubmit its Initial Application, indicating its desire to construct its own enclosure. If Image Access subsequently decides construct its own enclosure after the bona fide firm order (hereinafter "BFFO") has been accepted by BellSouth, Image Access will submit a Subsequent Application, as defined in Section 6.2 below. If BellSouth elects to review Image Access's plans and specifications, then BellSouth will provide notification to Image Access within ten (10) days after the Initial Application BFFO date or, if a Subsequent Application is submitted as set forth in the preceding sentence, then the Subsequent Application BFFO date. BellSouth shall complete its review within fifteen (15) days after BellSouth's receipt of Image Access's plans and specifications. Regardless of whether or not BellSouth elects to review Image Access's plans and specifications, BellSouth reserves the right to inspect the enclosure after construction has been completed to ensure that it is constructed according to Image Access's submitted plans and specifications and/or BellSouth's wire mesh enclosure specifications, as applicable. If BellSouth decides to inspect the constructed Collocation Space, BellSouth will complete its inspection within fifteen (15) days after receipt of Image Access's written notification that the enclosure has been completed. Within seven (7) days after BellSouth has completed its inspection of Image Access's caged Collocation Space, BellSouth shall require Image Access, at Image Access's expense, to remove or correct any structure that does not meet Image Access's plans and specifications or BellSouth's wire mesh enclosure specifications, as applicable.

3.3 Shared Caged Collocation

3.3.1 Image Access may allow other telecommunications carriers to share Image Access's caged Collocation Space, pursuant to the terms and conditions agreed to by Image Access (Host) and the other telecommunications carriers (Guests) contained in this Section, except where the BellSouth Premises is located within a leased space and BellSouth is prohibited by said lease from offering such an option to Image Access. BellSouth shall be notified in writing by Image Access upon the execution of any agreement between the Host and its Guest(s) prior to the submission of an application. Further, such notification shall include the name of the Guest(s), the term of the agreement, and a certification by Image Access that said agreement imposes upon the Guest(s) the same terms and conditions for Collocation Space as set forth in this Attachment between BellSouth and Image Access. The term of the agreement between the Host and its Guest(s) shall not exceed the term of this Agreement between BellSouth and Image Access.

- 3.3.2 Image Access, as the Host, shall be the sole interface and responsible Party to BellSouth for the assessment and billing of rates and charges contained within this Attachment and for the purposes of ensuring that the safety and security requirements of this Attachment are fully complied with by the Guest(s), its employees and agents. BellSouth shall provide Image Access with a pro-ration of the costs of the Collocation Space based on the number of collocators and the space used by each. There will be a minimum charge of one (1) bay/rack per Host/Guest. In addition to the above, for all states other than Florida, Image Access shall be the responsible Party to BellSouth for the purpose of submitting applications for initial and additional equipment placement for the Guest(s). In Florida, the Guest(s) may submit its own Initial Application and Subsequent Applications for equipment placement using the Host's ACNA. A separate Guest application shall result in the assessment of an Initial Application Fee or a Subsequent Application Fee, as set forth in Exhibit B, which will be billed to the Host on the date that BellSouth provides its written Application Response to the Guest(s) Bona Fide application.
- 3.3.3 Notwithstanding the foregoing, the Guest(s) may submit service orders directly to BellSouth to request the provisioning of interconnecting facilities between BellSouth and the Guest(s), the provisioning of services, and/or access to Network Elements. The bill for these interconnecting facilities, services and Network Elements will be charged to the Guest(s) pursuant to the applicable BellSouth Tariff or the Guest's Interconnection Agreement with BellSouth.
- 3.3.4 Image Access shall indemnify and hold harmless BellSouth from any and all claims, actions, causes of action, of whatever kind or nature arising out of the presence of Image Access's Guest(s) in the Collocation Space, except to the extent caused by BellSouth's sole negligence, gross negligence, or willful misconduct.
- 3.4 Adjacent Collocation
- 3.4.1 Subject to technical feasibility and space availability, BellSouth will permit an adjacent collocation arrangement (Adjacent Arrangement) on BellSouth Premises' property only when space within the requested BellSouth Premises is legitimately exhausted and where the Adjacent Arrangement does not interfere with access to existing or planned structures or facilities on the BellSouth Premises' property. An Adjacent Arrangement shall be constructed or procured by Image Access or Image Access's BellSouth Certified Supplier and must be in conformance with the provisions of BellSouth's design and construction specifications. Further, Image Access shall construct, procure, maintain and operate said Adjacent Arrangement pursuant to all of the applicable rates, terms and conditions set forth in this Attachment.
- 3.4.2 If Image Access requests Adjacent Collocation, pursuant to the conditions stated in Section 3.4 above, Image Access must arrange with a BellSouth Certified Supplier to construct or procure the Adjacent Arrangement structure in accordance with BellSouth's specifications. BellSouth will provide the

appropriate specifications upon request. Where local building codes require specifications more stringent than BellSouth's own specifications, Image Access and Image Access's BellSouth Certified Supplier shall comply with the more stringent local building code requirements. Image Access's BellSouth Certified Supplier shall be responsible for filing and obtaining any and all necessary zoning, permits and/or licenses for such construction. Image Access's BellSouth Certified Supplier shall bill Image Access directly for all work performed for Image Access to comply with this Attachment. BellSouth shall have no liability for, nor responsibility to pay such charges imposed by Image Access's BellSouth Certified Supplier. Image Access must provide the local BellSouth contact with two (2) cards, keys or other access devices used to gain entry into the locked enclosure. Except in the case of an emergency, BellSouth will not access Image Access's locked enclosure prior to notifying Image Access at least forty-eight (48) hours or two (2) business days, whichever is greater, before access to the Collocation Space is required.

3.4.3 Image Access must submit its Adjacent Arrangement construction plans and specifications to BellSouth when it places its Firm Order. BellSouth shall review Image Access's plans and specifications prior to the construction of an Adjacent Arrangement to ensure Image Access's compliance with BellSouth's specifications. BellSouth shall complete its review within fifteen (15) days after receipt of the plans and specifications from Image Access for the Adjacent Arrangement. BellSouth may inspect the Adjacent Arrangement during and after construction is completed to ensure that it is constructed according to Image Access's submitted plans and specifications. If BellSouth decides to inspect the completed Adjacent Arrangement, BellSouth will complete its inspection within fifteen (15) days after receipt of Image Access's written notification that the Adjacent Arrangement has been completed. Within seven (7) days after BellSouth has completed its inspection of Image Access's Adjacent Arrangement, BellSouth shall require Image Access, at Image Access's expense, to remove or correct any structure that does not meet its submitted plans and specifications or BellSouth's specifications, as applicable.

3.4.4 Image Access shall provide a concrete pad, the structure housing the Adjacent Arrangement, HVAC, lighting and all of the facilities that are required to connect the structure (i.e., racking, conduits, etc.) to the BellSouth point of demarcation. At Image Access's option and where the local authority having jurisdiction permits, BellSouth shall provide an AC power source and access to physical Collocation services and facilities, subject to the same nondiscriminatory requirements as those applicable to any other physical Collocation arrangement. In Alabama and Louisiana, at Image Access's request and expense, BellSouth will provide Direct Current (DC) power to an Adjacent Collocation site where technically feasible, as that term has been defined by the FCC, and in accordance with applicable law. BellSouth will provide DC power in an Adjacent Arrangement provided that such provisioning can be done in compliance with the National Electric Code (NEC), all safety and building codes and any local codes, such as, but not limited to, local zoning codes, and upon completion of

negotiations between the Parties on the applicable rates and provisioning intervals. Image Access will pay for any and all DC power construction and provisioning costs to an Adjacent Arrangement through individual case basis (ICB) pricing that must be paid as follows: fifty percent (50%) before the DC installation work begins and fifty percent (50%) at completion of the DC installation work to the Adjacent Arrangement. Image Access's BellSouth Certified Supplier shall be responsible, at Image Access's sole expense, for filing the required documentation to obtain any and all necessary permits and/or licenses for an Adjacent Arrangement. BellSouth shall allow Shared Caged Collocation within an Adjacent Arrangement, pursuant to the terms and conditions set forth in Section 3.3 above.

3.5 Direct Connect

3.5.1 BellSouth will permit Image Access to directly interconnect between its own physical/virtual Collocation Spaces within the same BellSouth Premises (Direct Connect). Image Access shall contract with a BellSouth Certified Supplier to place the Direct Connect, which shall be provisioned using facilities owned by Image Access. A Direct Connect shall utilize BellSouth common cable support structure. There will be a recurring charge per linear foot, per cable, of the actual common cable support structure used by Image Access to provision the Direct Connect between its physical/virtual Collocation Spaces. In those instances where Image Access's physical/virtual Collocation Spaces are contiguous in the central office, Image Access will have the option of using Image Access's own technicians to deploy the Direct Connect using either electrical or optical facilities between its Collocation Spaces by constructing its own dedicated cable support structure. Image Access will deploy such electrical or optical connections directly between its own equipment without being routed through BellSouth's equipment or common cable support structure. Image Access may not self-provision a Direct Connect on any BellSouth distribution frame, Point of Termination (POT) Bay, Digital System Cross-Connect (DSX) panel or Light Guide Cross-Connect (LGX) panel. Image Access is solely responsible for ensuring the integrity of the signal.

3.5.2 To place an order for a Direct Connect, Image Access must submit an Initial Application or Subsequent Application to BellSouth. If no modification to the Collocation Space is requested other than the placement of a Direct Connect, the Co-Carrier Cross Connect/Direct Connect Application Fee for Direct Connect, as defined in Exhibit B, will apply. If other modifications are requested, in addition to the placement of a Direct Connect, either an Initial Application Fee or a Subsequent Application Fee will apply, pursuant to Section 6.2 below. BellSouth will bill this nonrecurring charge on the date that BellSouth provides an Application Response to Image Access.

3.6 Co-Carrier Cross Connect (CCXC)

3.6.1 A CCXC is a cross connection between Image Access and another collocated telecommunications carrier, other than BellSouth, in the same BellSouth

Premises. Where technically feasible, BellSouth will permit Image Access to interconnect between its Collocation Space(s) and the physical/virtual collocation space(s) of another collocated telecommunications carrier(s) within the same BellSouth Premises via a CCXC, pursuant to the FCC's Rules. The other collocated telecommunications carrier's agreement must also contain CCXC rates, terms and conditions before BellSouth will permit the provisioning of a CCXC between the two (2) collocated carriers. The applicable BellSouth charges will be assessed to Image Access upon Image Access's request for the CCXC. Image Access is prohibited from using the Collocation Space for the sole or primary purpose of cross-connecting to other collocated telecommunications carriers.

- 3.6.2 Image Access must contract with a BellSouth Certified Supplier to place the CCXC. The CCXC shall be provisioned using facilities owned by Image Access. Such cross-connections to other collocated telecommunications carriers may be made using either electrical or optical facilities. Image Access shall be responsible for providing a LOA, with the application, to BellSouth from the other collocated telecommunications carrier to which it will be cross-connecting. The CCXC shall utilize BellSouth common cable support structure. There will be a recurring charge per linear foot, per cable, of the common cable support structure used by Image Access to provision the CCXC to the other collocated telecommunications carrier. In those instances where Image Access's equipment and the equipment of the other collocated telecommunications carrier are located in contiguous caged Collocation Space, Image Access may use its own technicians to install the CCXC using either electrical or optical facilities between the equipment of both collocated telecommunications carriers by constructing a dedicated cable support structure between the two (2) contiguous cages. Image Access shall deploy such electrical or optical cross-connections directly between its own equipment and the equipment of the other collocated telecommunications carrier without being routed through BellSouth's equipment or, in the case of a CCXC provisioned between contiguous collocation spaces, common cable support structure. Image Access shall not provision CCXC on any BellSouth distribution frame, POT Bay, DSX panel or LGX panel. Image Access is solely responsible for ensuring the integrity of the signal.

- 3.6.3 To place an order for a CCXC, Image Access must submit an application to BellSouth. If no modification to the Collocation Space is requested other than the placement of a CCXC, the Co-Carrier Cross Connect/Direct Connect Application Fee for a CCXC, as defined in Exhibit B, will apply. If other modifications are requested, in addition to the placement of a CCXC, either an Initial Application or a Subsequent Application Fee will apply, pursuant to Section 6.2 below. BellSouth will bill this nonrecurring charge on the date that it provides an Application Response to Image Access.

4 Occupancy

- 4.1 Space Ready Notification. BellSouth will notify Image Access in writing when the Collocation Space is ready for occupancy (Space Ready Date).

- 4.2 Acceptance Walkthrough. Image Access will schedule and complete an acceptance walkthrough of new or additional provisioned Collocation Space with BellSouth within fifteen (15) days after the Space Ready Date. BellSouth will correct any identified deviations from Image Access's original or jointly amended application within seven (7) days after the walkthrough, unless the Parties mutually agree upon a different time frame. BellSouth will then establish a new Space Ready Date. Another acceptance walkthrough will be scheduled and conducted within fifteen (15) days after the new Space Ready Date. This follow-up acceptance walkthrough will be limited to only those deviations identified in the initial walkthrough. If Image Access completes its acceptance walkthrough within the fifteen (15) day interval associated with the applicable Space Ready Date, billing will begin upon the date of Image Access's acceptance of the Collocation Space (Space Acceptance Date). In the event Image Access fails to complete an acceptance walkthrough within the fifteen (15) day interval associated with the applicable Space Ready Date, the Collocation Space shall be deemed accepted by Image Access on the Space Ready Date and billing will commence from that date.
- 4.3 Early Space Acceptance. If Image Access decides to occupy the Collocation Space prior to the Space Ready Date, the date Image Access executes the Agreement for Customer Access and Acceptance to Unfinished Collocation Space is the date that will be deemed the Space Acceptance Date and billing will begin from that date.
- 4.4 Equipment Installation. Image Access shall notify BellSouth in writing that its collocation equipment installation is complete. Image Access's collocation equipment installation is complete when Image Access's equipment is connected to BellSouth's network for the purpose of provisioning Telecommunication Services to Image Access's customers. BellSouth may refuse to accept any orders for cross-connects until it has received such notice from Image Access.
- 4.5 Termination of Occupancy.
- 4.5.1 In addition to any other provisions addressing termination of occupancy in this Agreement, Image Access may terminate its occupancy of a particular Collocation Space by submitting a Subsequent Application requesting termination of occupancy for such Collocation Space. Such termination shall be effective upon BellSouth's acceptance of the Space Relinquishment Form. Billing for monthly recurring charges will cease on the date that Image Access and BellSouth conduct an inspection of the terminated space and jointly sign off on the Space Relinquishment Form or on the date that Image Access signs off on the Space Relinquishment Form and sends this form to BellSouth, provided no discrepancies are found during BellSouth's subsequent inspection of the terminated space. If the subsequent inspection by BellSouth reveals any discrepancies, billing will cease on the date that BellSouth and Image Access jointly conduct an inspection, confirming that Image Access has corrected all of the noted discrepancies identified by BellSouth. A Subsequent Application Fee will not apply for the termination of occupancy; however, specific disconnect fees

may apply to the services terminating to such Collocation Space. The particular disconnect fees that would apply in each state are contained in Exhibit B.

- 4.5.2 Upon termination of occupancy, Image Access, at its sole expense, shall remove its equipment and any other property owned, leased or controlled by Image Access from the Collocation Space. Image Access shall have thirty (30) days from the Bona Fide Firm Order (BFFO) date (Termination Date) to complete such removal, including the removal of all equipment and facilities of Image Access's Guest(s), unless Image Access's Guest(s) has assumed responsibility for the Collocation Space housing the Guest(s)'s equipment and executed the appropriate documentation required by BellSouth to transfer the Collocation Space to the Guest(s) prior to Image Access's Termination Date.
- 4.5.3 Image Access shall continue the payment of all monthly recurring charges to BellSouth until the date Image Access, and if applicable Image Access's Guest(s), has fully vacated the Collocation Space and the Space Relinquishment Form has been accepted by BellSouth. If Image Access or Image Access's Guest(s) fails to vacate the Collocation Space within thirty (30) days from the Termination Date, BellSouth shall have the right to remove and dispose of the equipment and any other property of Image Access or Image Access's Guest(s), in any manner that BellSouth deems fit, at Image Access's expense and with no liability whatsoever for Image Access's property or Image Access's Guest(s) property.
- 4.5.4 Upon termination of Image Access's right to occupy specific Collocation Space, the Collocation Space will revert back to BellSouth's central office space inventory. Image Access shall surrender the Collocation Space to BellSouth in the same condition as when it was first occupied by Image Access, with the exception of ordinary wear and tear, unless otherwise agreed to by the Parties. Image Access's BellSouth Certified Supplier shall be responsible for updating and making any necessary changes to BellSouth's records as required by BellSouth specifications including, but not limited to, BellSouth's Central Office Record Drawings and ERMA Records. Image Access shall be responsible for the cost of removing any Image Access constructed enclosure, as well as any supporting structures (e.g., racking, conduits, power cables, etc.), by the Termination Date and restoring the grounds to their original condition.

5 Use of Collocation Space

5.1 Equipment Type

- 5.1.1 BellSouth shall permit the collocation and use of any equipment necessary for interconnection to BellSouth's network and/or access to BellSouth's unbundled network elements in the provision of Telecommunications Services, as the term "necessary" is defined by FCC 47 C.F.R. § 51.323 (b). The primary purpose and function of any equipment collocated in a BellSouth Premises must be for interconnection to BellSouth's network or access to BellSouth's unbundled network elements in the provision of Telecommunications Services. Equipment is necessary for interconnection if an inability to deploy that equipment would, as a practical, economical, or operational matter, preclude the requesting carrier

from obtaining interconnection with BellSouth at a level equal in quality to that which BellSouth obtains within its own network or what BellSouth provides to any affiliate, subsidiary, or other party.

- 5.1.2 Examples of equipment that would not be considered necessary include, but are not limited to: traditional circuit switching equipment, equipment used exclusively for call-related databases, computer servers used exclusively for providing information services, OSS equipment used to support collocated telecommunications carrier network operations, equipment that generates customer orders, manages trouble tickets or inventory, or stores customer records in centralized databases, etc. BellSouth will determine upon receipt of an application if the requested equipment is necessary based on the criteria established by the FCC. Multifunctional equipment placed on a BellSouth Premises must not place any greater relative burden on BellSouth's property than comparable single-function equipment. BellSouth reserves the right to allow the collocation of any equipment on a nondiscriminatory basis.
- 5.1.3 Such equipment must, at a minimum, meet the following Telcordia Network Equipment Building Systems (NEBS) General Equipment Requirements: for Central Offices Criteria Level 1 requirements as outlined in Telcordia Special Report SR-3580, Issue 1 and for Remote Sites Criteria Level 3 requirements as outlined in the Telcordia Special report SR-3580, Issue 1. Upon request by Image Access, BellSouth, at its discretion, may consent to the collocation of any equipment not meeting these standards. Except where otherwise required by a Commission, BellSouth shall comply with the applicable FCC rules relating to denial of collocation equipment based on Image Access's failure to comply with this Section.
- 5.1.4 At a Remote Site, all Image Access equipment installation shall comply with BellSouth TR 73503-11h, "Grounding - Engineering Procedures". Metallic cable sheaths and metallic strength members of optical fiber cables as well as the metallic cable sheaths of all copper conductor cables shall be bonded to the designated grounding bus for the Remote Site Location. All copper conductor pairs, working and non-working, shall be equipped with a solid-state protector unit (over-voltage protection only), which has been listed by a nationally recognized testing laboratory.
- 5.2 Terminations. Image Access shall not request more DS0, DS1, DS3 and/or optical terminations for a collocation arrangement than the total port or termination capacity of the equipment physically installed in the Collocation Space. The total capacity of the equipment collocated in the Collocation Space will include equipment contained in an application, as well as any equipment already placed in the Collocation Space. If full network termination capacity of the equipment being installed is not requested in the application submitted by Image Access, additional network terminations for the installed equipment will require the submission of a Subsequent Application. In the event Image Access submits an application for terminations that will exceed the total capacity of the

collocated equipment, Image Access will be informed of the discrepancy by BellSouth and required to submit a revision to the application.

- 5.3 Security Interest in Equipment. Commencing with the most current calendar quarter after the Effective Date of this Agreement, and thereafter with respect to each subsequent calendar quarter during the term of this Agreement, Image Access will, no later than thirty (30) days after the close of such calendar quarter, provide a report to ICS Collocation Product Management, Room 34th Floor, 675 W. Peachtree Street, Atlanta, Georgia 30375, listing any equipment in the Collocation Space (i) that was added during the calendar quarter to which such report pertains, and (ii) for which there is a UCC-1 lien holder or to another entity that has a secured financial interest in such equipment (Secured Equipment). If no Secured Equipment has been installed within a given calendar quarter, no report shall be due hereunder in connection with such calendar quarter.
- 5.4 No Marketing. Image Access shall not use the Collocation Space for marketing purposes, nor shall it place any identifying signs or markings outside the Collocation Space or on the grounds of the BellSouth Premises.
- 5.5 Equipment Identification. Image Access shall place a plaque or affix other identification (e.g., stenciling or labeling) to each piece of Image Access's equipment, including the appropriate emergency contacts with their corresponding telephone numbers, in order for BellSouth to properly identify Image Access's equipment in the case of an emergency. For caged Collocation Space, such identification must be placed on a plaque affixed to the outside of the caged enclosure.
- 5.6 Entrance Facilities.
- 5.6.1 Image Access may elect to place Image Access-owned or Image Access leased fiber entrance facilities into its Collocation Space. BellSouth will designate the point of interconnection in close proximity to the BellSouth Premises housing the Collocation Space, such as at an entrance manhole or a cable vault for Central Offices, which is physically accessible by both Parties. For Central Offices, Image Access will provide and place fiber cable in the entrance manhole of sufficient length to be pulled through conduit and into the splice location. Image Access will provide and install a sufficient length of fire retardant riser cable, to which BellSouth will splice the entrance cable. The fire retardant riser cable will extend from the splice location to Image Access's equipment in Image Access's Collocation Space. In the event Image Access utilizes a non-metallic, riser-type entrance facility, a splice will not be required. For Remote Terminals Image Access will provide and place copper cable through conduit from the Remote Site Collocation Space to the feeder distribution interface. Such copper cable must be of sufficient length to reach the splice location for splicing by BellSouth. Image Access must contact BellSouth for authorization and instruction prior to placing any entrance facility cable in an entrance manhole or cable vault. Image Access is responsible for the maintenance of the entrance facilities. Nonrecurring charges for cable installation will be assessed on a per cable basis as set forth in Exhibit B

upon receipt of Image Access's BFFO. Recurring charges for the cable support structure will be billed at the rates set forth in Exhibit B.

- 5.6.2 Central Office Microwave Transmission Facilities. At Image Access's request, BellSouth will accommodate, where technically feasible and space is available, a microwave entrance facility, pursuant to separately negotiated rates, terms and conditions.
- 5.6.3 Central Office Copper and Coaxial Cable Entrance Facilities. In Florida and Georgia, BellSouth shall permit Image Access to use copper or coaxial cable entrance facilities, if approved by the Commission, but only in those rare instances where Image Access demonstrates a necessity and entrance capacity is not at or near exhaust in a particular BellSouth Premises in which Image Access's Collocation Space is located. In Florida, Image Access must have approval by the Commission before it submits a request for copper entrance facilities. Notwithstanding the foregoing, in the case of adjacent collocation, copper facilities may be used between the adjacent collocation arrangement and the central office demarcation point, unless BellSouth determines that limited space is available for the placement of these entrance facilities.
- 5.7 Dual Entrance Facilities at a Central Office. BellSouth will provide at least two (2) interconnection points at each Central Office where at least two (2) such interconnection points are available and capacity exists. Upon receipt of a request by Image Access for dual entrance facilities to its physical Collocation Space, BellSouth shall provide Image Access with information regarding BellSouth's capacity to accommodate the requested dual entrance facilities. If conduit in the serving manhole(s) is available and is not reserved for another purpose or for utilization within twelve (12) months of the receipt of an application for collocation, BellSouth will make the requested conduit space available for the installation of a second entrance facility to Image Access's Collocation Space. The location of the serving manhole(s) will be determined at the sole discretion of BellSouth. Where dual entrance facilities are not available due to a lack of capacity, BellSouth will provide this information to Image Access in the Application Response.
- 5.8 Shared Use
- 5.8.1 Image Access may utilize spare capacity on an existing telecommunications carrier's entrance facility for the purpose of obtaining an entrance facility to Image Access's Collocation Space within the same BellSouth Premises.
- 5.8.2 BellSouth shall allow the splice, as long as the fiber is non-working dark fiber. Image Access must arrange with BellSouth in accordance with BellSouth's Special Construction Procedures, RL93-11-030BT, and provide a LOA from the other telecommunications carrier authorizing BellSouth to perform the splice of the Image Access-provided riser cable to the spare capacity on the other telecommunications carrier's entrance facility. If Image Access desires to allow another telecommunications carrier to use its entrance facilities, the telecommunications carrier must arrange with BellSouth in accordance with

BellSouth's Special Construction Procedures, RL93-11-030BT, and provide a LOA from Image Access authorizing BellSouth to perform the splice of the telecommunications carrier's provided riser cable to the spare capacity on Image Access's entrance facility.

5.9 Demarcation Point

5.9.1 In Tennessee, if Image Access elects the Tennessee Regulatory Authority (TRA) rates as set forth in Exhibit C, the additional language also set forth in Exhibit C for Demarcation Point, will be effective in conjunction with the remaining terms and conditions of this Attachment.

5.9.2 BellSouth will designate the point(s) of demarcation between Image Access's equipment and/or network facilities and BellSouth's network facilities. Each Party will be responsible for the maintenance and operation of all equipment/facilities on its side of the demarcation point. Image Access shall be responsible for providing the common block and cabling and Image Access's BellSouth Certified Supplier shall be responsible for installing and properly labeling/stenciling the common block and any necessary cabling identified in Section 7 below. Image Access or its agent must perform all required maintenance to the equipment/facilities on its side of the demarcation point, pursuant to Section 5.10 below and may self-provision cross-connects that may be required within its own Collocation Space to activate service requests.

5.10 Equipment and Facilities. Image Access, or if required by this Attachment, Image Access's BellSouth Certified Supplier, is solely responsible for the design, engineering, installation, testing, provisioning, performance, monitoring and maintenance/repair of the equipment and network facilities used by Image Access, which must be performed in compliance with all applicable BellSouth specifications. Such equipment and network facilities may include, but are not limited to, cable(s), equipment, and POT connections. Image Access and its designated BellSouth Certified Supplier must follow and comply with all BellSouth specifications outlined in the following BellSouth Technical Requirements: TR 73503, TR 73519, TR 73572 and TR 73564.

5.11 BellSouth's Access to Collocation Space

5.11.1 From time to time, BellSouth may require access to Image Access's Collocation Space. BellSouth retains the right to access Image Access's Collocation Space for the purpose of making BellSouth equipment and building modifications (e.g., installing, altering or removing racking, ducts, electrical wiring, HVAC, and cabling). In such cases, BellSouth will give notice to Image Access at least forty-eight (48) hours before access to Image Access's Collocation Space is required. Image Access may elect to be present whenever BellSouth performs work in the Image Access's Collocation Space. The Parties agree that Image Access will not bear any of the expense associated with this type of work.

5.11.2 In the case of an emergency, BellSouth will provide oral notice of entry as soon as reasonably practicable after such entry.

- 5.11.3 Image Access must provide the local BellSouth Central Office Building Contact with two (2) Access Devices that will allow BellSouth entry into any enclosed and locked Collocation Space including, but not limited to, an Adjacent Arrangement, pursuant to the requirements contained in this Section.
- 5.12 Image Access's Access
- 5.12.1 Pursuant to Section 12 below, Image Access shall have access to its Collocation Space twenty-four (24) hours a day, seven (7) days a week. Image Access agrees to provide the name, date of birth and either the social security number or driver's license number of each employee, supplier or agent of Image Access or Image Access's Guest(s) with Image Access's written request for access keys or cards (Access Devices) for specific BellSouth Premises, prior to the issuance of said Access Devices, using Form RF-2906-C, the "CLEC and CLEC Certified Supplier Access Request and Acknowledgement" form. The appropriate key acknowledgement forms (the "Collocation Acknowledgement Sheet" for access cards and the "Key Acknowledgement Form" for keys) must be signed by Image Access and returned to BellSouth Access Management within fifteen (15) days of Image Access's receipt of these forms. Failure to return these properly acknowledged forms will result in the subsequent access key or card requests being held by BellSouth until the proper acknowledgement documents have been received by BellSouth and reflect current information. Charges for Security Access System and for Security Access Devices will be billed at the rates set forth in Exhibit B. Access Devices may not be duplicated under any circumstances. Image Access agrees to be responsible for all Access Devices and for the return of all Access Devices in the possession of Image Access's employees, suppliers, agents or Guests after termination of the employment relationship, the contractual obligation with Image Access ends, upon the termination of this Agreement, or upon the termination of occupancy of Collocation Space in a specific BellSouth Premises. Image Access shall pay all applicable charges associated with lost or stolen Access Devices.
- 5.12.2 Image Access must submit to BellSouth the completed Access Control Request Form for all employees, suppliers, agents or Guests requiring access to a BellSouth Premises at least thirty (30) days prior to the date Image Access desires to gain access to the Collocation Space. In order to permit reasonable access during construction of the Collocation Space, Image Access may submit a request for its one (1) free accompanied site visit to its designated Collocation Space at any time subsequent to BellSouth's receipt of the BFFO. In the event Image Access desires access to its designated Collocation Space after the first accompanied free visit and Image Access's access request form(s) has not been approved by BellSouth or Image Access has not yet submitted an access request form to BellSouth, Image Access shall be permitted to access the Collocation Space accompanied by a BellSouth security escort, at Image Access's expense, which will be assessed pursuant to the Security Escort fees contained in Exhibit B. Image Access must request that escorted access be provided by BellSouth to Image Access's designated Collocation Space at least three (3) business days

prior to the date such access is desired. A BellSouth security escort will be required whenever Image Access or its approved agent or supplier requires access to the entrance manhole.

- 5.13 Lost or Stolen Access Devices. Image Access shall immediately notify BellSouth in writing when any of its Access Devices have been lost or stolen. If it becomes necessary for BellSouth to re-key buildings or deactivate an Access Device as a result of a lost or stolen Access Device(s) or for failure of Image Access's employees, suppliers, agents or Guest(s) to return an Access Device(s), Image Access shall pay for the costs of re-keying the building or deactivating the Access Device(s).

5.14 Interference or Impairment

- 5.14.1 Notwithstanding any other provisions of this Attachment, Image Access shall not use any product or service provided under this Agreement, any other service related thereto or used in combination therewith, or place or use any equipment or facilities in any manner that (1) significantly degrades, interferes with or impairs service provided by BellSouth or any other entity or any person's use of its telecommunications services; (2) endangers or damages the equipment, facilities or any other property of BellSouth or any other entity or person; (3) compromises the privacy of any communications routed through the BellSouth Premises; or (4) creates an unreasonable risk of injury or death to any individual or to the public. If BellSouth reasonably determines that any equipment or facilities of Image Access violates the provisions of this paragraph, BellSouth shall provide written notice to Image Access, which shall direct Image Access to cure the violation within forty-eight (48) hours of Image Access's receipt of written notice or, if such cure is not feasible, at a minimum, to commence curative measures within twenty-four (24) hours and exercise reasonable diligence to complete such measures as soon as possible thereafter. After receipt of the notice, the Parties agree to consult immediately and, if necessary, to conduct an inspection of the Collocation Space.

- 5.14.2 Except in the case of the deployment of an advanced service which significantly degrades the performance of other advanced services or traditional voice band services, if Image Access fails to cure the violation within forty-eight (48) hours or, if such cure is not possible, to commence curative action within twenty-four (24) hours and exercise reasonable diligence to complete such action as soon as possible, or if the violation is of a character that poses an immediate and substantial threat of damage to property or injury or death to any person, or any other significant degradation, interference or impairment of BellSouth's or another entity's service, then and only in that event, BellSouth may take such action as it deems necessary to eliminate such threat including, without limitation, the interruption of electrical power to Image Access's equipment and/or facilities. BellSouth will endeavor, but is not required, to provide notice to Image Access prior to the taking of such action and BellSouth shall have no liability to Image Access for any damages arising from such action, except to the extent that such action by BellSouth constitutes willful misconduct.

- 5.14.3 For purposes of this Section, the term “significantly degrades” shall be defined as an action that noticeably impairs a service from a user’s perspective. In the case of the deployment of an advanced service which significantly degrades the performance of other advanced services or traditional voice band services and Image Access fails to cure the violation within forty-eight (48) hours, or if such cure is not possible, to commence curative action within twenty-four (24) hours and exercise reasonable diligence to complete such action as soon as possible, BellSouth will establish before the appropriate Commission that the technology deployed is causing the significant degradation. Any claims of network harm presented to Image Access or, if subsequently necessary, the Commission must be provided by BellSouth with specific and verifiable information. When BellSouth demonstrates that a certain technology deployed by Image Access is significantly degrading the performance of other advanced services or traditional voice band services, Image Access shall discontinue deployment of that technology and migrate its customers to other technologies that will not significantly degrade the performance of such services. Where the only degraded service itself is a known disturber, and the newly deployed technology satisfies at least one of the criteria for a presumption that it is acceptable for deployment, pursuant to 47 C.F.R. § 51.230, the degraded service shall not prevail against the newly-deployed technology.
- 5.15 Personalty and Its Removal. Facilities and equipment placed by Image Access in the Collocation Space shall not become a part of the Collocation Space, even if nailed, screwed or otherwise fastened to the Collocation Space, but shall retain their status as personal property and may be removed by Image Access at any time. Any damage caused to the Collocation Space by Image Access’s employees, suppliers, agents or Guests during the installation or removal of such property shall be promptly repaired by Image Access at its sole expense. If Image Access decides to remove equipment and/or facilities from its Collocation Space and the removal requires no physical work be performed by BellSouth and Image Access’s physical work includes, but is not limited to, power reduction, cross-connects, or tie pairs, BellSouth will bill Image Access the Administrative Only Application Fee associated with the type of removal activity performed by Image Access, as set forth in Exhibit B. This nonrecurring fee will be billed on the date that BellSouth provides an Application Response to Image Access.
- 5.16 Alterations. Under no condition shall Image Access or any person acting on behalf of Image Access make any rearrangement, modification, augment, improvement, addition, and/or other alteration which could affect in any way space, power, HVAC, and/or safety considerations to the Collocation Space or the BellSouth Premises, hereinafter referred to individually or collectively as “Alterations”, without the express written consent of BellSouth, which shall not be unreasonably withheld. The cost of any such Alteration shall be paid by Image Access. An Alteration shall require the submission of a Subsequent Application and will result in the assessment of the applicable application fee associated with the type of alteration requested, as set forth in Sections 6.2.1 and 7.1.4 below,

which will be billed by BellSouth on the date that BellSouth provides Image Access with an Application Response.

5.17 Central Office Janitorial Service. Image Access shall be responsible for the general upkeep of its Collocation Space. Image Access shall arrange directly with a BellSouth Certified Supplier for janitorial services applicable to caged Collocation Space. Upon request, BellSouth shall provide a list of such suppliers on a BellSouth Premises-specific basis.

5.18 Upkeep of Remote Collocation Space. Image Access shall be responsible for the general upkeep and cleaning of the Remote Collocation Space. Image Access shall be responsible for removing any of Image Access's debris from the Remote Collocation Space and from in and around the Remote Site Location on each visit.

6 Ordering and Preparation of Collocation Space

6.1 Initial Application. For Image Access's or Image Access's Guest's(s') initial equipment placement, Image Access shall input a physical Expanded Interconnection Application Document (Initial Application) for physical Collocation Space directly into BellSouth's electronic application (e.App) system for processing. The Initial Application is considered Bona Fide when it is complete and accurate, meaning that all of the required fields on the Initial Application are completed with the appropriate type of information. An Initial Application Fee, as set forth in Exhibit B, will apply to each Initial Application submitted by Image Access for Central Office or Remote Site Collocation, as applicable, and will be billed by BellSouth on the date BellSouth provides Image Access with an Application Response.

6.1.1 For Remote Site Collocation, a request for additional space at a later date will require the submission of an Initial Application. The installation of additional shelves/equipment within an existing bay does not require an Initial Application.

6.2 Subsequent Application. In the event Image Access or Image Access's Guest(s) desires to modify its use of the Collocation Space in a Central Office after a BFFO, Image Access shall complete an application that contains all of the detailed information associated with a requested Alteration of the Collocation Space, as defined in Section 5.15 above (Subsequent Application). The Subsequent Application will be considered Bona Fide when it is complete and accurate, meaning that all of the required fields on the Subsequent Application have been completed with the appropriate type of information associated with the requested Alteration. BellSouth shall determine what modifications, if any, to the BellSouth Premises are required to accommodate the change(s) requested by Image Access in the Subsequent Application. Such modifications to the BellSouth Premises may include, but are not limited to, floor loading changes, changes necessary to meet HVAC requirements, changes to power plant requirements, equipment additions, etc.

- 6.2.1 Subsequent Application Fees. The application fee paid by Image Access for an Alteration in a Central Office shall be dependent upon the level of assessment needed to provide a complete Application Response for the Alteration requested. Where the Subsequent Application does not require provisioning or construction work, but requires BellSouth to perform an administrative activity, an Administrative Only Application Fee shall apply as set forth in Exhibit B. The Administrative Only Application Fee will apply to Subsequent Applications associated with a transfer of ownership of the Collocation Space, removal of equipment from the Collocation Space (where the removal requires no physical work to be performed by BellSouth), and a virtual-to-physical conversion (in place). The Co-Carrier Cross Connect/Direct Connect Application Fee will apply when Image Access submits a Subsequent Application for a direct connection between its own physical and virtual Collocation Space(s) in the same BellSouth Central Office or between its physical or virtual Collocation Space and that of another collocated telecommunications carrier within the same BellSouth Central Office. In Florida and Tennessee, the Power Reconfiguration Only Application Fee will apply when Image Access submits a Subsequent Application that reflects only an upgrade or reduction in the amount of power that BellSouth is currently providing to Image Access's physical Collocation Space in a Central Office. The fee for a Subsequent Application, for which the Alteration requested has limited effect (e.g., requires limited assessment and sufficient cable support structure, HVAC, power and terminations are available), shall be the Subsequent Application Fee, as set forth in Exhibit B. The appropriate nonrecurring application fee will be billed on the date that BellSouth provides Image Access with an Application Response.
- 6.3 Space Preferences. If Image Access has previously requested and received a Space Availability Report for the BellSouth Premises, Image Access may submit up to three (3) space preferences on its application by identifying the specific space identification numbers referenced on the Space Availability Report for the space it is requesting. In the event BellSouth cannot accommodate Image Access's space preference(s), Image Access may accept the space allocated by BellSouth or cancel its application and submit another application requesting additional space preferences for the same BellSouth Premises. This application will be treated as a new application and the appropriate application fee will apply. The application fee will be billed by BellSouth on the date that BellSouth provides Image Access with an Application Response.
- 6.4 Space Availability Notification
- 6.4.1 For all states except Florida and Tennessee, BellSouth will respond to an application within ten (10) days as to whether space is available or not available within the requested BellSouth Premises. In Florida and Tennessee, BellSouth will respond to an application within fifteen (15) days as to whether space is available or not available within a BellSouth Premises. BellSouth's e.App system will reflect when Image Access's application is Bona Fide. If the application

cannot be Bona Fide, BellSouth will identify what revisions are necessary for the application to become Bona Fide.

- 6.4.2 If the amount of space requested is not available, BellSouth will notify Image Access of the amount of space that is available and no application fee will apply. When BellSouth's response includes an amount of space less than that requested by Image Access or space that is configured differently, no application fee will apply. If Image Access decides to accept the available space, Image Access must resubmit its application to reflect the actual space available, including the configuration of the space, prior to submitting a BFFO. When Image Access resubmits its application to accept the available space, BellSouth will bill Image Access the appropriate application fee.

- 6.5 Denial of Application. If BellSouth notifies Image Access that no space is available (Denial of Application), BellSouth will not assess an application fee to Image Access. After notifying Image Access that BellSouth has no available space in the requested BellSouth Premises, BellSouth will allow Image Access, upon request, to tour the entire BellSouth Premises within ten (10) days of such Denial of Application. In order to schedule this tour, BellSouth must receive the request for the tour of the BellSouth Premises within five (5) days of the Denial of Application.

- 6.6 Petition for Waiver. Upon Denial of Application, BellSouth will timely file a petition with the appropriate Commission pursuant to 47 U.S.C. § 251(c)(6). BellSouth shall provide to the Commission any information requested by that Commission. Such information shall include which space, if any, BellSouth or any of BellSouth's affiliates have reserved for future use and a detailed description of the specific future uses for which the space has been reserved. Subject to an appropriate nondisclosure agreement or provision, BellSouth shall permit Image Access to inspect any floor plans or diagrams that BellSouth provides to the Commission.

- 6.7 Waiting List

- 6.7.1 On a first-come, first-serve basis, which is governed by the date of receipt of an application or Letter of Intent, BellSouth will maintain a waiting list of requesting telecommunications carriers that have either received a Denial of Application or, where it is publicly known that a BellSouth Premises is out of space, have submitted a Letter of Intent to collocate in that BellSouth Premises. BellSouth will notify each telecommunications carrier on the waiting list that can be accommodated by the amount of space that becomes available, according to the position of the telecommunications carrier on said waiting list.

- 6.7.2 In Florida, on a first-come, first-serve basis, which is governed by the date of receipt of an application or Letter of Intent, BellSouth will maintain a waiting list of requesting telecommunications carriers that have either received a Denial of Application or, where it is publicly known that a BellSouth Premises is out of space, have submitted a Letter of Intent to collocate in that BellSouth Premises. Sixty (60) days prior to space becoming available, if known, BellSouth will notify

the Commission and the telecommunications carriers on the waiting list by mail when space will become available. If BellSouth does not know sixty (60) days in advance of when space will become available, BellSouth will notify the Commission and the telecommunications carriers on the waiting list within two (2) business days of the determination that space will become available. A telecommunications carrier that, upon denial of physical Collocation Space, requests virtual Collocation Space shall automatically be placed on the waiting list for physical Collocation Space that may become available in the future.

- 6.7.3 When physical Collocation Space becomes available, Image Access must submit an updated, complete and accurate application to BellSouth within thirty (30) days of notification by BellSouth that physical Collocation Space will be available in the requested BellSouth Premises previously out of space. If Image Access has originally requested caged Collocation Space and cageless Collocation Space becomes available, Image Access may refuse such space and notify BellSouth in writing, within the thirty (30) day timeframe referenced above, that Image Access wishes to maintain its place on the waiting list for caged physical Collocation Space, without accepting the available cageless Collocation Space.
- 6.7.4 Image Access may accept an amount of space less than what it originally requested by submitting an application as set forth above, and upon request, may maintain its position on the waiting list for the remaining space that was initially requested. If Image Access does not submit an application or notify BellSouth in writing within the thirty (30) day timeframe as described in Section 6.7.2 above, BellSouth will offer the available space to the next telecommunications carrier on the waiting list and remove Image Access from the waiting list. Upon request, BellSouth will advise Image Access as to its position on the waiting list for a particular BellSouth Premises.
- 6.8 Public Notification. BellSouth will maintain on its Interconnection Web site, a notification document that will indicate all BellSouth Premises that are without available space. BellSouth shall update such document within ten (10) days of the date that BellSouth becomes aware that insufficient space is available to accommodate physical Collocation. BellSouth will also post a document on its Interconnection Web site that contains a general notice when space becomes available in a BellSouth Premises previously on the space exhaust list.
- 6.9 Application Response
- 6.9.1 In Alabama, Georgia, Kentucky, Louisiana, Mississippi, North Carolina and South Carolina, when space has been determined to be available for physical (caged or cageless) Collocation arrangements, BellSouth will provide an Application Response within twenty (20) days of receipt of a Bona Fide application. The Application Response will be a written response that includes sufficient information to enable Image Access to place a Firm Order, which, at a minimum, will include the configuration of the space, the Cable Installation Fee, the Cable Records Fee, and any other applicable space preparation fees, as described in Section 8 below.

- 6.9.2 In Florida and Tennessee, within fifteen (15) days of receipt of a Bona Fide application, when space has been determined to be available or when a lesser amount of space than that requested is available, then with respect to the space available, BellSouth will provide an Application Response including sufficient information to enable Image Access to place a Firm Order. The Application Response will include, at a minimum, the configuration of the space, the Cable Installation Fee, the Cable Records Fee and any other applicable space preparation fees, as described in Section 8 below. When Image Access submits ten (10) or more applications within ten (10) days, the initial fifteen (15) day response interval will increase by ten (10) days for every additional ten (10) applications or fraction thereof.
- 6.10 Application Modifications. If a modification or revision is made to any information in the Bona Fide application after BellSouth has provided the Application Response and prior to a BFFO, with the exception of modifications to (1) Customer Information, (2) Contact Information or (3) Billing Contact Information, whether at the request of Image Access or as necessitated by technical considerations, the application shall be considered a new application and handled as a new application with respect to the response and provisioning intervals. BellSouth will charge Image Access the appropriate application fee associated with the level of assessment performed by BellSouth, pursuant to Sections 6.1 and 6.2 above.
- 6.11 Bona Fide Firm Order
- 6.11.1 Image Access shall indicate its intent to proceed with a Collocation Space request in a BellSouth Premises by submitting a BFFO to BellSouth. The BFFO must be received by BellSouth no later than thirty (30) days after BellSouth's Application Response to Image Access's Bona Fide application or Image Access's application will expire.
- 6.11.2 BellSouth will establish a Firm Order date based upon the date BellSouth is in receipt of Image Access's BFFO. BellSouth will acknowledge the receipt of Image Access's BFFO within seven (7) days of receipt, so that Image Access will have positive confirmation that its BFFO has been received. BellSouth's response to a BFFO will include a Firm Order Confirmation, which contains the firm order date. No revisions may be made to a BFFO.
- 7 Construction and Provisioning**
- 7.1 Construction and Provisioning Intervals
- 7.1.1 In Florida and Tennessee, BellSouth will complete construction of physical Collocation Space as soon as possible within a maximum of ninety (90) days from receipt of a BFFO or as agreed to by the Parties. For virtual Collocation Space, BellSouth will complete construction as soon as possible within a maximum of sixty (60) days from receipt of a BFFO or as agreed to by the Parties. For Alterations requested to Collocation Space after the initial space has been completed, BellSouth will complete construction for Collocation Space as soon as possible within a maximum of forty-five (45) days from receipt of a BFFO or as

agreed to by the Parties, as long as no additional space has been requested by Image Access. If additional space has been requested by Image Access, BellSouth will complete construction for the requested Collocation Space as soon as possible within a maximum of ninety (90) days from receipt of a BFFO for physical Collocation Space and forty five (45) days from receipt of a BFFO for virtual Collocation Space. If BellSouth does not believe that construction will be completed within the relevant provisioning interval and BellSouth and Image Access cannot agree upon a completion date, within forty-five (45) days of receipt of the BFFO for an initial request, or within thirty (30) days of receipt of the BFFO for an Alteration, BellSouth may seek an extension from the Commission.

- 7.1.2 In Alabama, Georgia, Kentucky, Louisiana, Mississippi, North Carolina and South Carolina, BellSouth will complete construction for caged physical Collocation Space under ordinary conditions as soon as possible within a maximum of ninety (90) days from receipt of a BFFO or as agreed to by the Parties. BellSouth will complete construction for cageless physical Collocation Space under ordinary conditions as soon as possible within a maximum of sixty (60) days from receipt of a BFFO and ninety (90) days from receipt of a BFFO for extraordinary conditions, or as agreed to by the Parties. Ordinary conditions are defined as space available with only minor changes required to BellSouth's support systems. (Examples include, but are not limited to: minor modifications to HVAC, cabling and BellSouth's power plant.) Extraordinary conditions include, but may not be limited to: major BellSouth equipment rearrangements or additions; power plant additions or upgrades; major mechanical additions or upgrades; major upgrades for ADA compliance; environmental hazards or hazardous materials abatement; and arrangements for which equipment shipping intervals are extraordinary in length. The Parties may mutually agree to renegotiate an alternative provisioning interval for the Collocation Space requested or BellSouth may seek a waiver from the ordered interval, as set forth above, from the appropriate Commission, if BellSouth does not believe that construction will be completed within the relevant provisioning interval.
- 7.1.3 Records Only Change. When Image Access adds equipment, that was originally included on Image Access's Initial Application or a Subsequent Application, and the installation of this equipment requires no additional space preparation work or cable terminations on the part of BellSouth, then BellSouth will impose no additional charges or intervals.
- 7.1.4 For Central Offices in the states of Alabama, Georgia, Kentucky, Louisiana, Mississippi, North Carolina, and South Carolina, BellSouth will provide the reduced intervals outlined below to Image Access, when Image Access requests an Alteration specifically identified in Sections 7.1.4.1 through 7.1.4.9 below as an "Augment". Except as otherwise set forth in Section 7.1.4.10 below, such Augment will require a Subsequent Application and will result in the assessment of the appropriate application fee associated with the type of Augment requested by Image Access. BellSouth will assess the appropriate nonrecurring application

fee set forth in Exhibit B on the date that it provides an Application Response to Image Access.

- 7.1.4.1 Simple Augments will be completed within twenty (20) days after receipt of the BFFO for an:
- Extension of Existing AC Circuit Capacity within Arrangement where Sufficient Circuit Capacity is Available
 - Fuse Change and/or Increase or Decrease -48 Volt (-48V) DC Power
- 7.1.4.2 Minor Augments will be completed within forty-five (45) days after receipt of the BFFO for:
- 168 DS1 Terminations at the BellSouth Demarcation Frame (Databasing Only; Panels, Relay Racks and Overhead Racking Exist)
 - 96 DS3 Terminations at the BellSouth Demarcation Frame (Databasing Only; Panels, Relay Racks and Overhead Racking Exist)
 - 99 Fiber terminations at the BellSouth Demarcation Frame (Databasing Only; Panels, Relay Racks and Overhead Racking Exist)
 - Maximum of 2000 Service Ready DS0 Terminations at the BellSouth Demarcation Frame (Databasing Only; Panels, Relay Racks and Overhead Racking Exist)
- 7.1.4.3 Intermediate Augments will be completed within sixty (60) days after receipt of the BFFO for:
- 168 DS1s (Databasing and Installation of Termination Panels, Relay Racks or Additional Structure, as Required)
 - 96 DS3s (Databasing and Installation of Termination Panels, Relay Racks or Additional Structure, as Required)
 - 99 Fiber Terminations (Databasing and Installation of Termination Panels, Relay Racks or Additional Structure, as Required)
 - 2000 DS0s (Databasing and Installation of Termination Panels, Relay Racks or Additional Structure, as Required)
 - Installation of Cable Racking or Other Support Structure, as Required, to Support CCXCs (Adequate Floor or Ceiling Structural Capacity Exists and Support/Protection structure for Fiber Patch Cord is Excluded)
- 7.1.4.4 Major Augments of physical Collocation Space will be completed within ninety (90) days after BFFO. All requests for additional Physical Collocation Space (caged or cageless) are included in this category.
- 7.1.4.5 Major Augments of virtual Collocation Space will be completed within seventy-five (75) days after BFFO. This category includes all requests for additional virtual Collocation Space.
- 7.1.4.6 If Image Access submits an Augment that includes two (2) Augment items from the same category in either Sections 7.1.4.1, 7.1.4.2 or 7.1.4.3 above, the

provisioning interval associated with the next highest Augment category will apply (e.g., if two (2) items from the Minor Augment category are requested on the same request, then an interval of sixty (60) days from the receipt of the BFFO would apply, which is the interval associated with the Intermediate Augment category).

- 7.1.4.7 If Image Access submits an Augment that includes three (3) Augment items from the same category in either Sections 7.1.4.1, 7.1.4.2, or 7.1.4.3 above, the Major Augment interval of ninety (90) days from the receipt of the BFFO would apply (e.g., if three (3) items from the Simple Augment category are requested on the same request for a physical Collocation arrangement, then an interval of ninety (90) days from the receipt of the BFFO would apply, which is the Major physical Augment interval; likewise if three (3) items from the Simple Augment category are requested on the same request for a virtual Collocation arrangement, then an interval of seventy-five (75) days from the receipt of the BFFO would apply, which is the Major virtual Augment interval).
- 7.1.4.8 If Image Access submits an Augment that includes one (1) Augment item from two (2) separate categories in Sections 7.1.4.1, 7.1.4.2 and 7.1.4.3 above, the Augment interval associated with the highest Augment category will apply (e.g., if an item from the Minor Augment category and an item from the Intermediate Augment category are requested on the same request, then an interval of sixty (60) days from the receipt of the BFFO would apply, which is the interval associated with the Intermediate Augment category).
- 7.1.4.9 All Augments not expressly included in the Simple, Minor, Intermediate or Major Augment categories, as outlined above, will be placed into the appropriate category as negotiated by Image Access and BellSouth. If Image Access and BellSouth are unable to determine the appropriate category through negotiation, then the appropriate Major Augment category, identified in Sections 7.1.4.4 and Section 7.1.4.5 above, would apply based on whether the Augment is for Image Access's physical or virtual Collocation Space.
- 7.1.4.10 Individual application fees associated with Simple, Minor and Intermediate Augments are contained in Exhibit B. If Image Access requests multiple items from different Augment categories, BellSouth will bill Image Access the Augment application fee, as identified in Exhibit B, associated with the higher Augment category only. The appropriate application fee will be assessed to Image Access at the time BellSouth provides Image Access with the Application Response. Image Access will be assessed a Subsequent Application Fee for all Major Augments (Major Augments are defined above in Sections 7.1.4.4 and 7.1.4.5 above for physical and virtual Collocation Space, respectively). The Subsequent Application Fee is also reflected in Exhibit B.
- 7.2 Joint Planning. Unless otherwise agreed to by the Parties, a joint planning meeting or other method of joint planning between BellSouth and Image Access will commence within a maximum of twenty (20) days from BellSouth's receipt

of a BFFO. At such meeting, the Parties will agree to the preliminary design of the Collocation Space and the equipment configuration requirements, as reflected in the application and affirmed in the BFFO.

- 7.3 Permits. Each Party, its agent(s) or BellSouth Certified Supplier(s) will diligently pursue filing for the permits required for the scope of work to be performed by that Party, its agent(s) or BellSouth Certified Supplier(s) within ten (10) days of the completion of the finalized construction design and specifications.
- 7.4 Central Office Circuit Facility Assignments
- 7.4.1 Unless otherwise specified, BellSouth will provide Circuit Facility Assignments (CFAs) to Image Access prior to the applicable provisioning interval set forth herein (Provisioning Interval) for those BellSouth Premises in which Image Access has physical Collocation Space with no POT bay or with a grandfathered POT bay provided by BellSouth. BellSouth cannot provide CFAs to Image Access prior to the Provisioning Interval for those BellSouth Premises in which Image Access has physical Collocation Space with a POT bay provided by Image Access or virtual Collocation Space, until Image Access has provided BellSouth with the following information:
- 7.4.1.1 For physical Central Office Collocation Space with a Image Access-provided POT bay, Image Access shall provide BellSouth with a complete layout of the POT panels on an Equipment Inventory Update (EIU) form that shows the locations, speeds, etc.; or
- 7.4.1.2 For virtual Central Office Collocation Space, Image Access shall provide BellSouth with a complete layout of Image Access's equipment on an EIU form, that includes the locations of the low speed ports and the specific frame terminations to which the equipment will be wired by Image Access's BellSouth Certified Supplier.
- 7.4.2 BellSouth cannot begin work on the CFAs until the complete and accurate EIU form has been received from Image Access. If the EIU form is provided within ten (10) days prior to the ending date of the Provisioning Interval, then the CFAs will be made available by the ending date of the Provisioning Interval. If the EIU form is not received ten (10) days prior to the ending date of the Provisioning Interval, then the CFAs will be provided within ten (10) days of BellSouth's receipt of the EIU form.
- 7.4.3 BellSouth will bill Image Access a nonrecurring charge, as set forth in Exhibit B, each time Image Access requests a resend of its original CFA information for any reason other than a BellSouth error in the CFAs initially provided to Image Access.
- 7.5 Use of BellSouth Certified Supplier. Image Access shall select a supplier which has been approved as a BellSouth Certified Supplier to perform all engineering and installation work. Image Access, if a BellSouth Certified Supplier or Image Access's BellSouth Certified Supplier must follow and comply with all of BellSouth's specifications and the following BellSouth Technical Requirements:

TR 73503, TR 73519, TR 73572 and TR 73564. Unless the BellSouth Certified Supplier has met the requirements for all of the required work activities, Image Access must use a different BellSouth Certified Supplier for the work activities associated with transmission equipment, switching equipment and power equipment. BellSouth shall provide Image Access with a list of BellSouth Certified Suppliers, upon request. Image Access, if a BellSouth Certified Supplier, or Image Access's BellSouth Certified Supplier(s) shall be responsible for installing Image Access's equipment and associated components, extending power cabling to the BellSouth power distribution frame, performing operational tests after installation is complete, and notifying BellSouth's equipment engineers and Image Access upon successful completion of the installation and any associated work. When a BellSouth Certified Supplier is used by Image Access, the BellSouth Certified Supplier shall bill Image Access directly for all work performed for Image Access pursuant to this Attachment. BellSouth shall have no liability for nor responsibility to pay, such charges imposed by Image Access's BellSouth Certified Supplier. BellSouth shall make available its supplier certification program to Image Access or any supplier proposed by Image Access and will not unreasonably withhold certification. All work performed by or for Image Access shall conform to generally accepted industry standards.

7.6 Alarms and Monitoring. BellSouth shall place environmental alarms in the BellSouth Premises for the protection of BellSouth equipment and facilities. Image Access shall be responsible for the placement, monitoring and removal of environmental and equipment alarms used to service Image Access's Collocation Space. Upon request, BellSouth will provide Image Access with an applicable BellSouth tariffed service(s) to facilitate remote monitoring of collocated equipment by Image Access. Both Parties shall use best efforts to notify the other of any verified environmental condition (e.g., temperature extremes or excess humidity) known to that Party.

7.7 Virtual to Physical Relocation. In the event physical Collocation Space was previously denied at a BellSouth Central Office due to technical reasons or space limitations and physical Collocation Space has subsequently become available, Image Access may relocate its existing virtual Collocation arrangement(s) to a physical Collocation arrangement(s) and pay the appropriate fees associated with the rearrangement or reconfiguration of the services being terminated into the virtual Collocation arrangement, as set forth in Exhibit B. If BellSouth knows when additional physical Collocation Space may become available at the BellSouth Central Office requested by Image Access, such information will be provided to Image Access in BellSouth's written denial of physical Collocation Space. Image Access must arrange with a BellSouth Certified Supplier for the relocation of equipment from a virtual Collocation Space to a physical Collocation Space and will bear the cost of such relocation, including the costs associated with moving the services from the virtual Collocation Space to the new physical Collocation Space.

- 7.7.1 In Alabama, BellSouth will complete a relocation of a virtual collocation arrangement to a cageless physical collocation arrangement within sixty (60) days from BellSouth's receipt of a BFFO and from a virtual collocation arrangement to a caged physical collocation arrangement within ninety (90) days from BellSouth's receipt of a BFFO.
- 7.8 Virtual to Physical Conversion (In-Place)
- 7.8.1 Virtual collocation arrangements in Central Offices may be converted to "in-place" physical caged collocation arrangements if the potential conversion meets all of the following criteria: (1) there is no change in the amount of equipment or the configuration of the equipment that was in the virtual Collocation Space; (2) the conversion of the virtual collocation arrangement will not cause the equipment or the results of that conversion to be located in a space that BellSouth has reserved for its own future needs; and (3) any changes to the arrangement can be accommodated by existing power, HVAC, and other requirements. Unless otherwise specified herein, BellSouth will complete virtual to physical Collocation Space conversions (in-place) within sixty (60) days from receipt of the BFFO. BellSouth will bill Image Access an Administrative Only Application Fee, as set forth in Exhibit B, on the date BellSouth provides an Application Response to Image Access.
- 7.8.2 In Alabama and Tennessee, BellSouth will complete virtual to physical conversions (in place) within thirty (30) days from receipt of the BFFO as long as the conversion meets all of the criteria specified in Section 7.8.1 above.
- 7.9 Cancellation. Unless otherwise specified in this Attachment, if at any time prior to Space Acceptance, Image Access cancels its order for Collocation Space (Cancellation), BellSouth will bill the applicable nonrecurring charge(s) for any and all work processes for which work has begun or been completed. In Florida, if Image Access cancels its order for Collocation Space at any time prior to the Space Ready Date, no cancellation fee shall be assessed by BellSouth; however, Image Access will be responsible for reimbursing BellSouth for any costs specifically incurred by BellSouth on behalf of Image Access up to the date that the written notice of cancellation was received by BellSouth. In Georgia, if Image Access cancels its order for Collocation Space at any time prior to space acceptance, BellSouth will bill Image Access for all costs incurred prior to the date of Cancellation and for any costs incurred as a direct result of the Cancellation, not to exceed the total amount that would have been due had the Firm Order not been canceled.
- 7.10 Licenses. Image Access, at its own expense, will be solely responsible for obtaining from governmental authorities, and any other appropriate agency, entity, or person, all rights, privileges, permits, licenses and certificates necessary or required to operate as a provider of telecommunications services to the public or to build-out, equip and/or occupy Collocation Space in a BellSouth Premises.
- 7.11 Environmental Compliance. The Parties agree to utilize and adhere to the Environmental Hazard Guidelines identified in Exhibit A attached hereto.

8 Rates and Charges

- 8.1 Rates. Image Access agrees to pay the rates and charges identified in Exhibit B attached hereto.
- 8.1.1 In Tennessee, if Image Access elects the TRA rates as set forth in Exhibit C, the additional language also set forth in Exhibit C for Application Fee, Space Preparation, Floor Space and Caged Collocation Power Usage metering, will be effective in conjunction with the remaining terms and conditions of this Attachment.
- 8.1.2 Should Image Access elect to transition to the TRA Option after the execution of this Agreement, Image Access shall notify BellSouth in writing sixty (60) days prior to the implementation of this election.
- 8.2 Application Fees. BellSouth shall assess any nonrecurring application fees within thirty (30) days of the date that BellSouth provides an Application Response to Image Access or on Image Access's next scheduled monthly billing statement.
- 8.3 Recurring Charges
- 8.3.1 If Image Access has met the applicable fifteen (15) day acceptance walk through interval specified in Section 4.2 above, billing for recurring charges will begin upon the Space Acceptance Date. In the event Image Access fails to complete an acceptance walk through within the applicable fifteen (15) day interval, billing for recurring charges will commence on the Space Ready Date. If Image Access occupies the space prior to the Space Ready Date, the date Image Access occupies the space is deemed the Space Acceptance Date and billing for recurring charges will begin on that date. The billing for all applicable monthly recurring charges will begin in Image Access's next billing cycle and will include any prorated charges for the period from Image Access's Space Acceptance Date or Space Ready Date, whichever is appropriate pursuant to Section 4.2 above, to the date the bill is issued by BellSouth.
- 8.3.1 Unless otherwise stated in Section 8.6 below, monthly recurring charges for -48V DC power will be assessed per fused ampere (amp), per month, based upon the total number of fused amps of power capacity requested by Image Access on Image Access's Initial Collocation Application and all Subsequent Collocation Applications, which may either increase or decrease the originally requested, and any subsequently augmented, number of fused amps of power capacity requested, consistent with Commission orders.
- 8.3.2 BellSouth shall have the right to inspect and inventory any DC power fuse installations at a BellSouth BDFB or DC power circuit installations at BellSouth's main power board for any Image Access collocation arrangement, to verify that the total number of fused amps of power capacity installed by Image Access's BellSouth Certified Supplier matches the number of fused amps of DC power capacity requested by Image Access on Image Access's Initial Application and all Subsequent Applications. If BellSouth determines that Image Access's BellSouth Certified Supplier has installed more DC capacity than Image Access

requested on its Initial Application and all Subsequent Applications, BellSouth shall notify Image Access in writing of such discrepancy and shall assess Image Access for the additional DC power fuse/circuit capacity from the Space Acceptance Date or Space Ready Date, whichever is applicable pursuant to Section 8.3.1 above, for the most recent Initial Application or Subsequent Application, submitted for such collocation arrangement. BellSouth shall also revise Image Access's recurring DC power charges, on a going-forward basis, to reflect the higher number of fused amps of power capacity available for the collocation arrangement.

- 8.4 Nonrecurring Charges. Unless specified otherwise herein, BellSouth shall assess nonrecurring charges, including all application fees, within thirty (30) days of the date that BellSouth provides an Application Response to Image Access or on Image Access's next scheduled monthly billing statement, if Image Access's current month's billing cycle has already closed. Nonrecurring charges associated with the processing of the Firm Order for collocation space preparation (Firm Order Processing Fee) shall be billed by BellSouth within thirty (30) days of BellSouth's confirmation of Image Access's BFFO or on Image Access's next scheduled monthly billing statement.
- 8.5 Central Office Space Preparation. Space preparation fees consist of a nonrecurring charge for Firm Order Processing and monthly recurring charges for Central Office Modifications and Common Systems Modifications. For all states except Florida, Image Access shall remit the payment of the nonrecurring Firm Order Processing Fee coincident with the submission of Image Access's BFFO. In Florida, the nonrecurring Firm Order Processing Fee will be billed by BellSouth, pursuant to Section 8.4 above. The monthly recurring charge for Central Office Modifications will be assessed per arrangement, per square foot, for both caged and cageless physical Collocation Space. The monthly recurring charge for Common Systems Modifications will be assessed per arrangement, per square foot for cageless physical Collocation Space and on a per cage basis for caged physical Collocation Space. These charges recover the costs associated with preparing the Collocation Space, which includes, but is not limited to, the following items: a survey, engineering of the Collocation Space, and design and modification costs for network, building and support systems.
- 8.6 Central Office Floor Space. The Floor Space Charge includes reasonable charges for lighting, HVAC, and other allocated expenses associated with maintenance of the BellSouth Premises; however, this charge does not include any expenses associated with AC or DC power supplied to Image Access's Collocation Space for the operation of Image Access's equipment. For caged physical Collocation Space, Image Access shall pay floor space charges based upon the number of square feet enclosed. The minimum size for caged Collocation Space is fifty (50) square feet. Additional caged Collocation Space may be requested in increments of fifty (50) square feet. For cageless Collocation Space, Image Access shall pay floor space charges based upon the following floor space calculation: [(depth of the equipment lineup in which the rack is placed) + (0.5 x maintenance aisle

depth) + (0.5 x wiring aisle depth)] x (width of rack and spacers). For purposes of this calculation, the depth of the equipment lineup shall consider the footprint of equipment racks plus any equipment overhang. BellSouth will assign cageless Collocation Space in conventional equipment rack lineups where feasible. In the event Image Access's collocated equipment requires special cable racking, an isolated ground plane, or any other considerations and treatment which prevents placement within conventional equipment rack lineups, Image Access shall be required to request an amount of floor space sufficient to accommodate the total equipment arrangement.

8.7 Remote Site Bay Space. In a Remote Site, the bay space charge recovers the costs associated with air conditioning, ventilation and other allocated expenses for the maintenance of the Remote Site Location, and includes the amperage necessary to power Image Access's equipment. Image Access shall remit bay space charges based upon the number of bays requested. BellSouth will assign Remote Site Collocation Space in conventional Remote Site bay lineups where feasible.

8.8 Power

8.8.1 In a Central Office BellSouth shall make available -48V DC power for Image Access's Collocation Space at a BellSouth BDFB. When obtaining DC power from a BellSouth BDFB, Image Access's fuses and power cables (for the A & B feeds) must be engineered (sized), and installed by Image Access's BellSouth Certified Supplier, in accordance with the number of fused amps of DC power requested by Image Access on Image Access's Initial Application and any Subsequent Applications. Image Access is also responsible for contracting with a BellSouth Certified Supplier to run the power distribution feeder cable from the BellSouth BDFB to the equipment in Image Access's Collocation Space. The BellSouth Certified Supplier contracted by Image Access must provide BellSouth with a copy of the engineering power specifications prior to the day on which Image Access's equipment becomes operational (hereinafter "Commencement Date"). BellSouth will provide the common power feeder cable support structure between the BellSouth BDFB and Image Access's Collocation Space. Image Access shall contract with a BellSouth Certified Supplier who shall be responsible for performing those power provisioning activities required to enable Image Access's equipment to become operational, which may include, but are not limited to, the installation, removal or replacement of the following: dedicated power cable support structure within Image Access's Collocation Space, power cable feeds and terminations of the power cabling. Image Access and Image Access's BellSouth Certified Supplier shall comply with all applicable NEC, BellSouth TR 73503, Telcordia and ANSI Standards that address power cabling, installation and maintenance.

8.8.1.1 At a Remote Site, BellSouth shall make available -48V DC power for Image Access's Remote Collocation Space at a BDFB within the Remote Site Location. The charge for power shall be assessed as part of the recurring charge for bay space, as referenced in Section 8.7 above. If the power requirements for Image

Access's equipment exceed the capacity available, then such additional power requirements shall be assessed on an individual case basis.

- 8.8.2 In Florida Central Offices only, subject to technical feasibility, commercial availability and safety limitations, BellSouth will permit Image Access to request DC power in five (5) amp increments from five (5) amps up to one hundred (100) amps from the BellSouth BDFB. However, in accordance with industry standard fuse sizing, Image Access may request that BellSouth provision DC power of seventy (70) amps or greater directly from BellSouth's main power board. The industry standard fuse size (which is a circuit breaker on the main power board) available at a BellSouth main power board in all BellSouth Premises is a two hundred twenty-five (225) amp circuit breaker.
- 8.8.3 BellSouth will revise Image Access's Central Office recurring power charges, in accordance with Section 8.3 above, to reflect a power upgrade when Image Access submits a Subsequent Application requesting an increase in the number of fused amps it is currently receiving from BellSouth for its Collocation Space. If Image Access's existing fuses and power cables (for the A&B power feed) are not sufficient to support the additional number of fused amps requested, Image Access's BellSouth Certified Supplier shall perform whatever activities are necessary, which may include the installation of new/additional fuses or power cables, to comply with the appropriate NEC, BellSouth TR 73503, Telcordia and ANSI Standards, as well as the requirements noted in Sections 8.7 and 8.7.1 above. Image Access's BellSouth Certified Supplier shall provide notification to BellSouth when these activities have been completed.
- 8.8.4 BellSouth will revise Image Access's Central Office recurring power charges, in accordance with Section 8.3 above, to reflect a power reduction upon BellSouth's receipt of the Power Reduction Form from Image Access, certifying the completion of the power reduction work, including the removal of any associated power cabling by Image Access's BellSouth Certified Supplier. Notwithstanding the foregoing, if Image Access's BellSouth Certified Supplier has not removed or, at BellSouth's discretion, cut the power cabling within thirty (30) days, the power reduction will not become effective until the cabling is removed or, at BellSouth's discretion, cut by Image Access's BellSouth Certified Supplier and Image Access shall pay for the amount of power that had been requested prior to the power reduction request for the period up to the date the power cabling is actually removed.
- 8.8.5 If Image Access requests an increase or a reduction in the amount of power that BellSouth is currently providing in a Central Office, Image Access must submit a Subsequent Application. In all states other than Florida and Tennessee if no modification to the Collocation Space is requested other than the increase or reduction in power, the Simple Augment fee will apply. In Florida and Tennessee the Power Reconfiguration Only Application Fee as set forth in Exhibit B will apply. If modifications are requested in addition to the increase or reduction of power, the Subsequent Application Fee will apply. BellSouth will bill this

nonrecurring fee on the date that BellSouth provides an Application Response to Image Access's Subsequent Application.

- 8.8.5.1 In Central Offices in Alabama and Louisiana, if Image Access has existing power configurations currently served from the BellSouth main power board and requests that its power be reconfigured to connect to a BellSouth BDFB, in a specific BellSouth Premises, Image Access must submit a Subsequent Application to BellSouth. BellSouth will provide a response to such application within seven (7) days and no Simple Augment Application Fee will be assessed by BellSouth for this one time only power reconfiguration to a BellSouth BDFB. For any power reconfigurations thereafter, Image Access will submit a Subsequent Application and the appropriate Simple Augment Application Fee will apply.
- 8.8.6 If Image Access elects to install its own DC Power Plant, BellSouth shall provide AC power to feed Image Access's DC Power Plant. Charges for AC power will be assessed on a per breaker ampere, per month basis, pursuant to the rates specified in Exhibit B. The AC power rates include recovery for the provision of commercial and standby AC power. When obtaining power from a BellSouth service panel, protection devices and power cables must be engineered (sized) and installed by Image Access's BellSouth Certified Supplier, with the exception that BellSouth shall engineer and install protection devices and power cables for Adjacent Collocation. Image Access's BellSouth Certified Supplier must provide a copy of the engineering power specifications prior to the Commencement Date. AC power voltage and phase ratings shall be determined on a per location basis. At Image Access's option, Image Access may arrange for AC power in an adjacent collocation arrangement from a retail provider of electrical power.
- 8.8.7 Image Access shall contract with a BellSouth Certified Supplier to perform the installation and removal of dedicated power cable support structure within Image Access's arrangement and terminations of cable within the Collocation Space.
- 8.8.8 Fused Amp Billing. In all states, except as otherwise set forth in this Agreement, BellSouth shall make available -48V DC power on a per fused amp, per month basis, pursuant to the following:

For power provisioned from a BDFB. The number of fused amps requested by Image Access on its collocation application for power that is being provisioned from a BellSouth BDFB will be multiplied by the DC power fused amp rate set forth in Exhibit B. A minimum of ten (10) fused amps is required.

For existing power configurations that are provisioned from BellSouth's main power board. The number of fused amps made available at the main power board, in increments of two hundred and twenty-five (225) amps/main power board circuit, will be multiplied by the DC power fused amp rate set forth in Exhibit B.

8.8.9 Florida Power Usage Option

- 8.8.9.1 In Central Offices in Florida only, Image Access may request that -48 DC power provisioned by BellSouth to Image Access's Collocation Space be assessed per amp, per month based upon amps used, pursuant to the rates set forth in Exhibit B. Monthly recurring power charges will be assessed on the Space Acceptance Date or Space Ready Date, whichever is appropriate, pursuant to Section 8.3 above. If Image Access desires to convert existing physical collocation arrangements to the Florida Power Usage Option (hereinafter "FL Option"), then the monthly recurring power charges that are applicable to the FL Option, contained in Exhibit B, will be assessed on the Space Ready Date associated with the Subsequent Application submitted by Image Access to convert an existing collocation arrangement to the FL Option. The monthly recurring charges for DC power, under the FL Option, shall be calculated and applied based on the amount of power Image Access requests that it be allowed to draw at a given time to a specific physical collocation arrangement in a particular BellSouth Premises on Image Access's Initial Application or Subsequent Application. BellSouth shall allow Image Access at Image Access's option, to order a power feed that is capable of delivering a higher DC power level but to fuse this power feed so as to allow a power level less than the feed's maximum to be drawn by Image Access. BellSouth is not required to build its central office power infrastructure to meet Image Access's forecasted DC power demand. Image Access must specify on its Initial or Subsequent Application the power level it wishes to be able to draw from BellSouth's power plant for each existing collocation arrangement Image Access converts to the FL Option or for any new collocation arrangements Image Access establishes under the FL Option.
- 8.8.9.2 BellSouth, at any time and at its own expense, shall have the right to verify the accuracy of Image Access's power usage under the FL Option for a specific collocation arrangement in a particular BellSouth Premises, based on a meter reading(s) taken by BellSouth of the amount of power being consumed by Image Access's collocation arrangement. BellSouth may perform its own meter reading(s) via any method it chooses, such as, but not limited to, a clamp-on ammeter. If the meter reading(s) varies by more than ten percent (10%) or five (5) amps from the power usage that has been requested by Image Access for the collocation arrangement, under the FL Option, the Parties agree to work cooperatively to reconcile such discrepancy and establish the appropriate usage figure in a reasonable and expeditious manner. If the Parties substantiate BellSouth's reading, then BellSouth shall adjust Image Access's billing to reflect BellSouth's power reading beginning with the first day of the month immediately following the date of the last metered reading taken by BellSouth.
- 8.8.9.3 BellSouth shall assess Image Access a monthly recurring charge for DC power under the FL Option, as set forth in Exhibit B. Image Access shall notify BellSouth of any change in its DC power usage by submitting a Subsequent Application, which reflects the new DC power level desired by Image Access.

The requested change in DC power usage will be reflected in Image Access's next scheduled monthly billing cycle.

- 8.8.10 Tennessee Caged Collocation Power Usage Metering Option. In Central Offices in Tennessee only, Image Access may request that DC power provisioned by BellSouth to Image Access's caged Collocation Space be assessed pursuant to the orders entered by the Tennessee Regulatory Authority in Dockets 97-01262, 99-00430, and 00-00544 for Collocation for Tennessee. By electing the TRA Option, <customer short name> accepts the TRA rates, terms and conditions of Exhibit C in their entirety in conjunction with the other terms and conditions of Attachment 4.
- 8.8.11 In Alabama and Louisiana, Image Access has the option to purchase power directly from an electric utility company. Under such option, Image Access is responsible for contracting with the electric utility company for its own power feed and meter and is financially responsible for purchasing all equipment necessary to accomplish the arrangement, including inverters, batteries, power boards, bus bars, BDFBs, backup power supplies and cabling. The actual work to install this arrangement must be performed by a BellSouth Certified Supplier hired by Image Access. Image Access's BellSouth Certified Supplier must comply with all applicable safety codes, including the NEC and National Electric Safety Code (NESC) standards, in the installation of this power arrangement. If Image Access currently has power supplied by BellSouth, Image Access may request to change its Collocation Space to obtain power from an electric utility company by submitting a Subsequent Application. BellSouth will waive the application fee for this Subsequent Application if no other changes are requested therein. Any floor space, cable racking, etc., utilized by Image Access in provisioning said power will be billed by BellSouth on an ICB basis.
- 8.8.12 In South Carolina, Image Access has the option to purchase power directly from an electric utility company where technically feasible and where space is available in a requested BellSouth Premises. Under such option, Image Access is responsible for contracting with the electric utility company for its own power feed and meter, and is financially responsible for purchasing all equipment necessary to accomplish the conversion of the commercial AC power to DC power, including inverters, batteries, power boards, bus bars, BDFBs, backup power supplies and power cabling. The actual work to install this arrangement must be performed by a BellSouth Certified Supplier hired by Image Access. Image Access's BellSouth Certified Supplier must comply with all applicable national, regional, state and local safety, electrical, fire and building codes, including the NESC standards, in the installing of this power arrangement, just as BellSouth is required to comply with these codes. Image Access must submit an application to BellSouth for the appropriate amount of Collocation Space that Image Access requires in order to install this type of power arrangement. BellSouth will evaluate the request and determine if the appropriate amount of space is available within the BellSouth Premises for the installation of Image Access's power equipment and facilities. This type of power arrangement must

be located in an appropriate area in the BellSouth Premises that has been properly conditioned for the installation of power equipment and conforms to the applicable national, regional, state and local safety, electrical, fire and building codes. BellSouth shall waive the application fee or any other nonrecurring charge that would otherwise be due from a CLEC that decides to reconfigure an existing collocation power arrangement so as to purchase power directly from an electric utility company as provided herein. Image Access shall be responsible for the recurring charges associated with the additional space needed in the BellSouth Premises for this type of power arrangement, including space required to place associated power-related equipment and facilities (i.e., batteries, generator, fuse panel, power meter, etc.). If there is no space available for this type of power arrangement in the requested BellSouth Premises, BellSouth may seek a waiver of these requirements from the Commission for the BellSouth Premises requested. Image Access would have the option to order its power needs directly from BellSouth.

- 8.9 Central Office Cable Installation. Cable Installation fees will be assessed on a per entrance cable basis. This nonrecurring charge will be billed by BellSouth upon receipt of Image Access's BFFO. Charges for cable racking, cable support structure and entrance fiber structure are recurring fees and will also be assessed according to the rates set forth in Exhibit B.
- 8.10 Central Office Cable Records. Cable Records charges apply for work activities required to build or remove existing cable records assigned to Image Access in BellSouth's database systems. The VG/DS0 per cable record charge is for a maximum of thirty-six hundred (3,600) records per request. The fiber cable record charge is for a maximum of ninety-nine (99) records per request. Cable Record fees will be assessed as a nonrecurring charge, upon receipt of Image Access's BFFO, in all BellSouth states, except Louisiana. In Louisiana, Cable Record fees will be assessed on a monthly recurring charge basis, upon receipt of Image Access's BFFO. All charges will be assessed the rates set forth in Exhibit B.
- 8.11 Security Escort. After Image Access has used its one (1) accompanied site visit, pursuant to Section 5.12.1 above, and prior to Image Access's completion of the BellSouth Security Training requirements, contained in Section 12 below, a security escort will be required when Image Access's employees, approved agent, supplier, or Guest(s) desire access to the entrance manhole or a BellSouth Premises. The rates for security escort service are assessed pursuant to the fee schedule contained in Exhibit B, beginning with the scheduled escort time agreed to by the Parties. BellSouth will wait for one-half (1/2) hour after the scheduled escort time to provide such requested escort service and Image Access shall pay for such half-hour charges in the event Image Access's employees, approved agent, supplier or Guest(s) fails to show up for the scheduled escort appointment.
- 8.12 Other. If no collocation rate element and associated rate is identified in Exhibit B, the Parties, upon request by either Party, will negotiate the rate for the specific collocation service or function identified in this Attachment.

9 Insurance

- 9.1 Image Access shall, at its sole cost and expense, procure, maintain, and keep in force insurance as specified in this Section and underwritten by insurance companies licensed to do business in the states applicable under this Agreement and having a Best's Insurance Rating of A-.
- 9.2 Image Access shall maintain the following specific coverage:
- 9.2.1 Commercial General Liability coverage in the amount of ten million dollars (\$10,000,000) or a combination of Commercial General Liability and Excess/Umbrella coverage totaling not less than ten million dollars (\$10,000,000). BellSouth shall be named as an Additional Insured on the Commercial General Liability policy as specified herein.
- 9.2.2 Statutory Workers Compensation coverage and Employers Liability coverage in the amount of one hundred thousand dollars (\$100,000) each accident, one hundred thousand dollars (\$100,000) each employee by disease, and five hundred thousand dollars (\$500,000) policy limit by disease.
- 9.2.3 All Risk Property coverage on a full replacement cost basis insuring all of Image Access's real and personal property situated on or within a BellSouth Premises.
- 9.2.4 Image Access may elect to purchase business interruption and contingent business interruption insurance, having been advised that BellSouth assumes no liability for loss of profit or revenues should an interruption of service occur.
- 9.3 The limits set forth in Section 9.2 above may be increased by BellSouth from time to time during the term of this Agreement, upon thirty (30) days notice to Image Access, to at least such minimum limits as shall then be customary with respect to comparable occupancy of BellSouth structures.
- 9.4 All policies purchased by Image Access shall be deemed to be primary and not contributing to or in excess of any similar coverage purchased by BellSouth. All insurance must be in effect on or before the date equipment is delivered to BellSouth's Premises and shall remain in effect for the term of this Agreement or until all of Image Access's property has been removed from BellSouth's Premises, whichever period is longer. If Image Access fails to maintain required coverage, BellSouth may pay the premiums thereon and seek reimbursement of same from Image Access.
- 9.5 Image Access shall submit certificates of insurance reflecting the coverage required pursuant to this Section within a minimum of ten (10) business days prior to the commencement of any work in the Collocation Space. Failure to meet this interval may result in construction and equipment installation delays. Image Access shall arrange for BellSouth to receive thirty (30) business days' advance notice of cancellation or non-renewal from Image Access's insurance company. Image Access shall forward a certificate of insurance and notice of cancellation/non-renewal to BellSouth at the following address:

BellSouth Telecommunications, Inc.
Attn: Rick Management Office – Finance
17F54 BellSouth Center
675 W. Peachtree Street
Atlanta, GA 30375

9.6 Image Access must conform to recommendations made by BellSouth's fire insurance company to the extent BellSouth has agreed to, or shall hereafter agree to, such recommendations.

9.7 Self Insurance. If Image Access's net worth exceeds five hundred million dollars (\$500,000,000), Image Access may elect to request self-insurance status in lieu of obtaining any of the insurance required in Section 9.2 above. Image Access shall provide audited financial statements to BellSouth thirty (30) days prior to the commencement of any work in the Collocation Space. BellSouth shall then review such audited financial statements and respond in writing to Image Access in the event that self-insurance status is not granted to Image Access. If BellSouth approves Image Access for self-insurance, Image Access shall annually furnish to BellSouth, and keep current, evidence of such net worth that is attested to by one of Image Access's corporate officers. The ability to self-insure shall continue so long as Image Access meets all of the requirements of this Section. If Image Access subsequently no longer satisfies the requirements of this Section, Image Access is required to purchase insurance as indicated by Section 9.2 above.

9.8 The net worth requirements set forth in Section 9.7 above may be increased by BellSouth from time to time during the term of this Agreement upon thirty (30) days' notice to Image Access to at least such minimum limits as shall then be customary with respect to comparable occupancy of a BellSouth Premises.

9.9 Failure to comply with the provisions of this Section will be deemed a material breach of this Attachment.

10 Mechanics Lien

10.1 If any mechanics lien or other liens are filed against property of either Party (BellSouth or Image Access), or any improvement thereon by reason of or arising out of any labor or materials furnished or alleged to have been furnished or to be furnished to or for the other Party or by reason of any changes, or additions to said property made at the request or under the direction of the other Party, the other Party directing or requesting those changes shall, within thirty (30) business days after receipt of written notice from the Party against whose property said lien has been filed, either pay such lien or cause the same to be bonded off the affected property in the manner provided by law. The Party causing said lien to be placed against the property of the other shall also defend at its sole cost and expense, on behalf of the other, any action, suit or proceeding which may be brought for the enforcement of such liens and shall pay any damage and discharge any judgment entered thereon.

11 Inspections

- 11.1 BellSouth may conduct an inspection of Image Access's equipment and facilities in Image Access's Collocation Space(s) prior to the activation of facilities and/or services between Image Access's equipment and equipment of BellSouth. BellSouth may conduct an inspection if Image Access adds equipment and may otherwise conduct routine inspections at reasonable intervals mutually agreed upon by the Parties. BellSouth shall provide Image Access with a minimum of forty-eight (48) hours or two (2) business days, whichever is greater, advance notice of all such inspections. All costs of such inspections shall be borne by BellSouth.

12 Security and Safety Requirements

- 12.1 Unless otherwise specified, Image Access will be required, at its own expense, to conduct a statewide investigation of criminal history records for each Image Access employee hired in the past five (5) years being considered for work on a BellSouth Premises, for the states/counties where the Image Access employee has worked and lived for the past five (5) years. Where state law does not permit statewide collection or reporting, an investigation of the applicable counties is acceptable. Image Access shall not be required to perform this investigation if an affiliated company of Image Access has performed an investigation of the Image Access employee seeking access, if such investigation meets the criteria set forth above. This requirement will not apply if Image Access has performed a pre-employment statewide investigation of criminal history records of the Image Access employee for the states/counties where the Image Access employee has worked and lived for the past five (5) years or, where state law does not permit a statewide investigation, an investigation of the applicable counties.
- 12.2 Image Access will be required to administer to its personnel assigned to the BellSouth Premises security training either provided by BellSouth, or meeting criteria defined by BellSouth at BellSouth's Interconnection Web site, www.interconnection.bellsouth.com/guides.
- 12.3 Image Access shall provide its employees and agents with picture identification, which must be worn and visible at all times while in Image Access's Collocation Space or other areas in or around the BellSouth Premises. The photo identification card shall bear, at a minimum, the employee's name and photo and Image Access's name. BellSouth reserves the right to remove from a BellSouth Premises any employee of Image Access not possessing identification issued by Image Access or who has violated any of BellSouth's policies as outlined in the CLEC Security Training documents. Image Access shall hold BellSouth harmless for any damages resulting from such removal of Image Access's personnel from a BellSouth Premises. Image Access shall be solely responsible for ensuring that any Guest(s) of Image Access is in compliance with all subsections of this Section.
- 12.4 Image Access shall not assign to the BellSouth Premises any personnel with records of felony criminal convictions. Image Access shall not assign to the BellSouth Premises any personnel with records of misdemeanor convictions,

except for misdemeanor traffic violations, without advising BellSouth of the nature and gravity of the offense(s). BellSouth reserves the right to refuse building access to any of Image Access's personnel who have been identified to have misdemeanor criminal convictions. Notwithstanding the foregoing, in the event Image Access chooses not to advise BellSouth of the nature and gravity of any misdemeanor conviction, Image Access may, in the alternative, certify to BellSouth that it shall not assign to the BellSouth Premises any personnel with records of misdemeanor convictions (other than misdemeanor traffic violations).

- 12.4.1 Image Access shall not knowingly assign to the BellSouth Premises any individual who was a former employee of BellSouth and whose employment with BellSouth was terminated for a criminal offense, whether or not BellSouth sought prosecution of the individual for the criminal offense.
- 12.4.2 Image Access shall not knowingly assign to the BellSouth Premises any individual who was a former supplier of BellSouth and whose access to a BellSouth Premises was revoked due to the commission of a criminal offense, whether or not BellSouth sought prosecution of the individual for the criminal offense.
- 12.5 For each Image Access employee or agent hired by Image Access within the last five (5) years, who requires access to a BellSouth Premises to perform work in Image Access Collocation Space(s), Image Access shall furnish BellSouth certification that the aforementioned background check and security training were completed. This certification must be provided to and approved by BellSouth before an employee or agent will be granted such access to a BellSouth Premises. The certification will contain a statement that no felony convictions were found and certify that the employee completed the security training. If the employee's criminal history includes misdemeanor convictions, Image Access will disclose the nature of the convictions to BellSouth at that time. In the alternative, Image Access may certify to BellSouth that it shall not assign to the BellSouth Premises any personnel with records of misdemeanor convictions, other than misdemeanor traffic violations.
- 12.5.1 For all other Image Access employees requiring access to a BellSouth Premises pursuant to this Attachment, Image Access shall furnish BellSouth, prior to an employee gaining such access, a certification that the employee is not subject to the requirements of Section 12.5 above and that security training was completed by the employee.
- 12.6 At BellSouth's request, Image Access shall promptly remove from the BellSouth Premises any employee of Image Access that BellSouth does not wish to grant access to a BellSouth Premises: 1) pursuant to any investigation conducted by BellSouth, or 2) prior to the initiation of an investigation if an employee of Image Access is found interfering with the property or personnel of BellSouth or another collocated telecommunications carrier, provided that an investigation shall be promptly commenced by BellSouth.

- 12.7 Security Violations. BellSouth reserves the right to interview Image Access's employees, agents, suppliers, or Guests in the event of wrongdoing in or around a BellSouth Premises or involving BellSouth's or another collocated telecommunications carrier's property or personnel, provided that BellSouth shall provide reasonable notice to Image Access's Security representative of such interview. Image Access and its employees, agents, suppliers, or Guests shall reasonably cooperate with BellSouth's investigation into allegations of wrongdoing or criminal conduct committed by, witnessed by, or involving Image Access's employees, agents, suppliers, or Guests. Additionally, BellSouth reserves the right to bill Image Access for all reasonable costs associated with investigations involving its employees, agents, suppliers, or Guests if it is established and mutually agreed in good faith that Image Access's employees, agents, suppliers, or Guests are responsible for the alleged act(s). BellSouth shall bill Image Access for BellSouth property, which is stolen or damaged, where an investigation determines the culpability of Image Access's employees, agents, suppliers, or Guests and where Image Access agrees, in good faith, with the results of such investigation. Image Access shall notify BellSouth in writing immediately in the event that Image Access discovers one of its employees, agents, suppliers, or Guests already working on the BellSouth Premises is a possible security risk. Upon request of the other Party, the Party who is the employer shall discipline consistent with its employment practices, up to and including removal from BellSouth's Premises, any employee found to have violated the security and safety requirements of this Section. Image Access shall hold BellSouth harmless for any damages resulting from such removal of Image Access's personnel from a BellSouth Premises.
- 12.8 Use of Supplies. Unauthorized use of equipment, supplies or other property by either Party, whether or not used routinely to provide telephone service will be strictly prohibited and handled appropriately. Costs associated with such unauthorized use may be charged to the offending Party, as may be all associated investigative costs.
- 12.9 Use of Official Lines. Except for non-toll calls necessary in the performance of their work, neither Party shall use the telephone(s) of the other Party on BellSouth's Premises. Charges for unauthorized telephone calls may be charged to the offending Party, as may be all associated investigative costs.
- 12.10 Accountability. Full compliance with the Security requirements of this Section shall in no way limit the accountability of either Party to the other for the improper actions of its employees, agents, suppliers, or Guests.
- 13 Destruction of Collocation Space**
- 13.1 In the event a Collocation Space is wholly or partially damaged by fire, windstorm, hurricane, tornado, flood or by similar force majeure circumstances to such an extent as to be rendered wholly unsuitable for Image Access's permitted use hereunder, then either Party may elect within ten (10) days after such damage, to terminate occupancy of the damaged Collocation Space, and if either Party

shall so elect, by giving the other written notice of termination, both Parties shall stand released of and from further liability under the terms hereof. If the Collocation Space shall suffer only minor damage and shall not be rendered wholly unsuitable for Image Access's permitted use, or is damaged and the option to terminate is not exercised by either Party, BellSouth covenants and agrees to proceed promptly without expense to Image Access, except for improvements not to the property of BellSouth, to repair the damage. BellSouth shall have a reasonable time within which to rebuild or make any repairs, and such rebuilding and repairing shall be subject to delays caused by storms, shortages of labor and materials, government regulations, strikes, walkouts, and causes beyond the control of BellSouth, which causes shall not be construed as limiting factors, but as exemplary only. Image Access may, at its own expense, accelerate the rebuild of its Collocation Space and equipment provided, however, that a BellSouth Certified Supplier is used and the necessary space preparation has been completed. If Image Access's acceleration of the project increases the cost of the project, then those additional charges will be incurred at Image Access's expense. Where allowed and where practical, Image Access may erect a temporary facility while BellSouth rebuilds or makes repairs. In all cases where the Collocation Space shall be rebuilt or repaired, Image Access shall be entitled to an equitable abatement of rent and other charges, depending upon the unsuitability of the Collocation Space for Image Access's permitted use, until such Collocation Space is fully repaired and restored and Image Access's equipment installed therein (but in no event later than thirty (30) days after the Collocation Space is fully repaired and restored). Where Image Access has placed an Adjacent Arrangement pursuant to Section 3.4 above, Image Access shall have the sole responsibility to repair or replace said Adjacent Arrangement provided herein. Pursuant to this Section, BellSouth will restore the associated services to the Adjacent Arrangement.

14 Eminent Domain

- 14.1 If the whole of a Collocation Space or Adjacent Arrangement shall be taken by any public authority under the power of eminent domain, then this Attachment shall terminate with respect to such Collocation Space or Adjacent Arrangement as of the date possession shall be taken by such public authority and rent and other charges for the Collocation Space or Adjacent Arrangement shall be paid up to that day with a proportionate refund by BellSouth of such rent and charges as may have been paid in advance for a period subsequent to the date of the taking. If any part of the Collocation Space or Adjacent Arrangement shall be taken under eminent domain, BellSouth and Image Access shall each have the right to terminate this Attachment with respect to such Collocation Space or Adjacent Arrangement and declare the same null and void, by written notice of such intention to the other Party within ten (10) days after such taking.

15 Nonexclusivity

- 15.1 Image Access understands that this Attachment is not exclusive and that BellSouth may enter into similar agreements with other Parties. Assignment of Collocation Space pursuant to all such agreements shall be determined by space availability and made on a first come, first serve basis.

ENVIRONMENTAL AND SAFETY PRINCIPLES

The following principles provide basic guidance on environmental and safety issues when applying for and establishing physical collocation arrangements.

1. General Principles

- 1.1 Compliance with Applicable Law. BellSouth and Image Access agree to comply with applicable federal, state, and local environmental and safety laws and regulations including U.S. Environmental Protection Agency (USEPA) regulations issued under the Clean Air Act (CAA), Clean Water Act (CWA), Resource Conservation and Recovery Act (RCRA), Comprehensive Environmental Response, Compensation and Liability Act (CERCLA), Superfund Amendments and Reauthorization Act (SARA), the Toxic Substances Control Act (TSCA), and Occupational Safety and Healthy Act (OSHA) regulations issued under the OSHA of 1970, as amended and National Fire Protection Association (NFPA), NEC and NESC (Applicable Laws) requirements. Each Party shall notify the other if compliance inspections are conducted by regulatory agencies and/or citations are issued that relate to any aspect of this Attachment.
- 1.2 Notice. BellSouth and Image Access shall provide notice to the other, including any Material Safety Data Sheets (MSDSs), of known and recognized physical hazards or Hazardous Chemicals existing on site or brought on site. A Hazardous Chemical inventory list is posted on an OSHA Poster and updated annually at each Central Office. This Poster is normally located near the front entrance of the building or in the lounge area. Each Party is required to provide specific notice for known potential Imminent Danger conditions. Image Access should contact 1-800-743-6737 for any BellSouth MSDS required.
- 1.3 Practices/Procedures. BellSouth may make available additional environmental control procedures for Image Access to follow when working at a BellSouth Premises (See Section 2, below). These practices/procedures will represent the regular work practices required to be followed by the employees and suppliers of BellSouth for environmental protection. Image Access will require its suppliers, agents, Guests, and others accessing the BellSouth Premises to comply with these practices. Section 2 below lists the Environmental categories where BellSouth practices should be followed by Image Access when operating in the BellSouth Premises.
- 1.4 Environmental and Safety Inspections. BellSouth reserves the right to inspect the Image Access space with proper notification. BellSouth reserves the right to stop any Image Access work operation that imposes Imminent Danger to the environment, employees or other persons in or around a BellSouth Premises.
- 1.5 Hazardous Materials Brought On Site. Any hazardous materials brought into, used, stored or abandoned at a BellSouth Premises by Image Access are owned by and considered the property of Image Access. Image Access will indemnify

BellSouth for claims, lawsuits or damages to persons or property caused by these materials. Without prior written BellSouth approval, no substantial new safety or environmental hazards can be created by Image Access or different hazardous materials used by Image Access at a BellSouth Premises. Image Access must demonstrate adequate emergency response capabilities for the materials used by Image Access or remaining at a BellSouth Premises.

- 1.6 Spills and Releases. When contamination is discovered at a BellSouth Premises, either Party discovering the condition must notify the other Party. All Spills or Releases of regulated materials will immediately be reported by Image Access to BellSouth.
- 1.7 Coordinated Environmental Plans and Permits. BellSouth and Image Access will coordinate plans, permits or information required to be submitted to government agencies, such as emergency response plans, spill prevention control and countermeasures (SPCC) plans and community reporting. If fees are associated with filing, BellSouth and Image Access will develop a cost sharing procedure. If BellSouth's permit or EPA identification number must be used, Image Access must comply with all of BellSouth's permit conditions and environmental processes, including environmental "best management practices (BMP)" (see Section 2, below) and the selection of BST disposition vendors and disposal sites.
- 1.8 Environmental and Safety Indemnification. BellSouth and Image Access shall indemnify, defend and hold harmless the other Party from and against any claims (including, without limitation, third-party claims for personal injury or death or real or personal property damage), judgments, damages (including direct and indirect damages and punitive damages), penalties, fines, forfeitures, costs, liabilities, interest and losses arising in connection with the violation or alleged violation of any Applicable Law or contractual obligation or the presence or alleged presence of contamination arising out of the acts or omissions of the indemnifying Party, its employees, agents, suppliers, or Guests concerning its operations at a BellSouth Premises.
2. **Categories for Consideration of Environmental Issues**
 - 2.1 When performing functions that fall under the following Environmental categories on BellSouth's Premises, Image Access agrees to comply with the applicable sections of the current issue of BellSouth's Environmental and Safety Methods and Procedures (M&Ps), incorporated herein by this reference. Image Access further agrees to cooperate with BellSouth to ensure that Image Access's employees, agents, suppliers and/or Guests are knowledgeable of and satisfy those provisions of BellSouth's Environmental M&Ps, which apply to the specific Environmental function being performed by Image Access, its employees, agents, suppliers, and/or Guests.
 - 2.2 The most current version of the reference documentation must be requested from Image Access's BellSouth Regional Contract Manager (RCM).

| Environmental Categories | Environmental Issues | Addressed By The Following Documentation |
|---|--|--|
| Disposal of hazardous material or other regulated material (e.g., batteries, fluorescent tubes, solvents & cleaning materials) | Compliance with all applicable local, state & federal laws and regulations Pollution liability insurance EVET approval of supplier | Std T&C 450 Fact Sheet Series 17000 Std T&C 660-3 Approved Environmental Vendor List (Contact RCM Representative) |
| Emergency response | Hazmat/waste release/spill fire safety emergency | Fact Sheet Series 17000 Building Emergency Operations Plan (EOP) (specific to and located on BellSouth's Premises) |
| Contract labor/outsourcing for services with environmental implications to be performed on BellSouth Premises (e.g., disposition of hazardous material/waste; maintenance of storage tanks) | Compliance with all applicable local, state and federal laws and regulations Performance of services in accordance with BST's environmental M&Ps Insurance | Std T&C 450 Std T&C 450-B (Contact RCM Representative for copy of appropriate E/S M&Ps.) Std T&C 660 |
| Transportation of hazardous material | Compliance with all applicable local, state & federal laws and regulations Pollution liability insurance EVET approval of supplier | Std T&C 450 Fact Sheet Series 17000 Std T&C 660-3 Approved Environmental Vendor List (Contact RCM Representative) |
| Maintenance/operations work which may produce a waste Other maintenance work | Compliance with all applicable local, state & federal laws and regulations Protection of BST employees and equipment | Std T&C 450 29 C.F.R. § 1910.147 (OSHA Standard) 29 C.F.R. § 1910 Subpart O (OSHA Standard) |

| | | |
|---|--|---|
| Janitorial service | <p>All waste removal and disposal must conform to all applicable federal, state and local regulations</p> <p>All Hazardous Material and Waste</p> <p>Asbestos notification and protection of employees and equipment</p> | <p>Procurement Manager (CRES Related Matters)-BST Supply Chain Services</p> <p>Fact Sheet Series 17000</p> <p>GU-BTEN-001BT, Chapter 3 BSP 010-170-001BS (Hazcom)</p> |
| Manhole cleaning | <p>Compliance with all applicable local, state & federal laws and regulations</p> <p>Pollution liability insurance</p> <p>EVET approval of supplier</p> | <p>Std T&C 450 Fact Sheet 14050 BSP 620-145-011PR Issue A, August 1996</p> <p>Std T&C 660-3</p> <p>Approved Environmental Vendor List (Contact RCM Representative)</p> |
| Removing or disturbing building materials that may contain asbestos | Asbestos work practices | <p>GU-BTEN-001BT, Chapter 3 for questions regarding removing or disturbing materials that contain asbestos, call the BellSouth Building Service Center: AL, MS, TN, KY & LA (local area code) 557-6194 FL, GA, NC & SC (local area code) 780-2740</p> |

3. Definitions

Generator. Under RCRA, the person whose act produces a Hazardous Waste, as defined in 40 C.F.R. § 261, or whose act first causes a Hazardous Waste to become subject to regulation. The Generator is legally responsible for the proper management and disposal of Hazardous Wastes in accordance with regulations.

Hazardous Chemical. As defined in the U.S. OSHA hazard communications standard (29 C.F.R. § 1910.1200), any chemical which is a health hazard or physical hazard.

Hazardous Waste. As defined in Section 1004 of RCRA.

Imminent Danger. Any conditions or practices at a BellSouth Premises which are such that a danger exists which could reasonably be expected to cause immediate death or serious harm to people or immediate significant damage to the environment or natural resources.

Spill or Release. As defined in Section 101 of CERCLA.

4.

Acronyms

RCM – Regional Collocation Manager (f/k/a Account Team Collocation Coordinator)

BST – BellSouth Telecommunications

CRES – Corporate Real Estate and Services (formerly PS&M)

DEC/LDEC – Department Environmental Coordinator/Local Department Environmental Coordinator

E/S – Environmental/Safety

EVET – Environmental Vendor Evaluation Team

GU-BTEN-001BT – BellSouth Environmental Methods and Procedures

NESC – National Electrical Safety Codes

P&SM – Property & Services Management

Std T&C – Standard Terms & Conditions

| COLLOCATION - Alabama | | | | | | | | | | | Attachment: 4 Exh B | | | | | | |
|-----------------------|---|---|---------|------|---|-------|-----------|--------------|-------|-------------------------|----------------------------------|--------------------------------------|--|--|---|---|-------|
| CATEGORY | RATE ELEMENTS | | Interim | Zone | BCS | USOC | RATES(\$) | | | | Svc Order Submitted Elec per LSR | Svc Order Submitted Manually per LSR | Incremental Charge - Manual Svc Order vs. Electronic-1st | Incremental Charge - Manual Svc Order vs. Electronic-Add'l | Incremental Charge - Manual Svc Order vs. Electronic-Disc 1st | Incremental Charge - Manual Svc Order vs. Electronic-Disc Add'l | |
| | | | | | | | Rec | Nonrecurring | | Nonrecurring Disconnect | | OSS Rates(\$) | | | | | |
| | | | | | | | | First | Add'l | First | Add'l | SOMEc | SOMAN | SOMAN | SOMAN | SOMAN | SOMAN |
| PHYSICAL COLLOCATION | | | | | | | | | | | | | | | | | |
| | Application | | | | | | | | | | | | | | | | |
| | | Physical Collocation - Initial Application Fee | | | CLO | PE1BA | | 1,879.48 | | 0.51 | | | | | | | |
| | | Physical Collocation - Subsequent Application Fee | | | CLO | PE1CA | | 1,566.60 | | 0.51 | | | | | | | |
| | | Physical Collocation - Co-Carrier Cross Connects/Direct Connect, Application Fee, per application | | | CLO | PE1DT | | 584.22 | | | | | | | | | |
| | | Physical Collocation Administrative Only - Application Fee | | | CLO | PE1BL | | 742.15 | | | | | | | | | |
| | | Physical Collocation - Application Cost, Simple Augment | | | CLO | PE1KS | | 594.41 | | 1.21 | | | | | | | |
| | | Physical Collocation - Application Cost, Minor Augment | | | CLO | PE1KM | | 833.47 | | 1.21 | | | | | | | |
| | | Physical Collocation - Application Cost, Intermediate Augment | | | CLO | PE1K1 | | 1,058.00 | | 1.21 | | | | | | | |
| | | Physical Collocation - Application Cost - Major Augment | | | CLO | PE1KJ | | 2,410.00 | | 1.21 | | | | | | | |
| | Space Preparation | | | | | | | | | | | | | | | | |
| | | Physical Collocation - Floor Space, per sq feet | | | CLO | PE1PJ | | 3.22 | | | | | | | | | |
| | | Physical Collocation - Space Enclosure, welded wire, first 50 square feet | | | CLO | PE1BX | | 140.99 | | | | | | | | | |
| | | Physical Collocation - Space enclosure, welded wire, first 100 square feet | | | CLO | PE1BW | | 156.33 | | | | | | | | | |
| | | Physical Collocation - Space enclosure, welded wire, each additional 50 square feet | | | CLO | PE1CW | | 15.34 | | | | | | | | | |
| | | Physical Collocation - Space Preparation - C.O. Modification per square ft. | | | CLO | PE1SK | | 1.96 | | | | | | | | | |
| | | Physical Collocation - Space Preparation, Common Systems Modifications-Cageless, per square foot | | | CLO | PE1SL | | 2.62 | | | | | | | | | |
| | | Physical Collocation - Space Preparation - Common Systems Modifications-Caged, per cage | | | CLO | PE1SM | | 88.86 | | | | | | | | | |
| | | Physical Collocation - Space Preparation - Firm Order Processing | | | CLO | PE1SJ | | 600.71 | | | | | | | | | |
| | | Physical Collocation - Space Availability Report, per Central Office Requested | | | CLO | PE1SR | | 1,075.17 | | | | | | | | | |
| | Power | | | | | | | | | | | | | | | | |
| | | Physical Collocation - Power, -48V DC Power - per Fused Amp Requested | | | CLO | PE1PL | | 7.83 | | | | | | | | | |
| | | Physical Collocation - Power, 120V AC Power, Single Phase, per Breaker Amp | | | CLO | PE1FB | | 4.91 | | | | | | | | | |
| | | Physical Collocation - Power, 240V AC Power, Single Phase, per Breaker Amp | | | CLO | PE1FD | | 9.84 | | | | | | | | | |
| | | Physical Collocation - Power, 120V AC Power, Three Phase, per Breaker Amp | | | CLO | PE1FE | | 14.74 | | | | | | | | | |
| | | Physical Collocation - Power, 277V AC Power, Three Phase, per Breaker Amp | | | CLO | PE1FG | | 34.06 | | | | | | | | | |
| | Cross Connects (Cross Connects, Co-Carrier Cross Connects, and Ports) | | | | | | | | | | | | | | | | |
| | | | | | UEANL,UEQ, UNCNX, UEA, UCL, UAL, UHL, UDN, UNCWX | | | | | | | | | | | | |
| | | Physical Collocation - 2-wire cross-connect, loop, provisioning | | | | PE1P2 | | 0.03 | 12.30 | 11.80 | 6.03 | 5.44 | | | | | |
| | | Physical Collocation - 4-wire cross-connect, loop, provisioning | | | UEA, UHL, UNCVX, UNCDX, UCL, UDL | PE1P4 | | 0.05 | 12.39 | 11.87 | 6.39 | 5.73 | | | | | |
| | | | | | WDS1L, WDS1S, UXTD1, ULDD1, USLEL, UNLD1, U1TD1, UNC1X, UEPSR, UEPSB, UEPSE, UEPSF, USL, UEPEX, UEPDX | | | | | | | | | | | | |
| | | Physical Collocation -DS1 Cross-Connect for Physical Collocation, provisioning | | | | PE1P1 | | 1.11 | 22.03 | 15.93 | 6.40 | 5.79 | | | | | |

| COLLOCATION - Alabama | | | | | | | | | | | Attachment: 4 Exh B | | | | |
|-----------------------|--|---------|------|--|-------|-----------|--------------|-------|-------------------------|----------------------------------|--------------------------------------|--|--|---|---|
| CATEGORY | RATE ELEMENTS | Interim | Zone | BCS | USOC | RATES(\$) | | | | Svc Order Submitted Elec per LSR | Svc Order Submitted Manually per LSR | Incremental Charge - Manual Svc Order vs. Electronic-1st | Incremental Charge - Manual Svc Order vs. Electronic-Add'l | Incremental Charge - Manual Svc Order vs. Electronic-Disc 1st | Incremental Charge - Manual Svc Order vs. Electronic-Disc Add'l |
| | | | | | | Rec | Nonrecurring | | Nonrecurring Disconnect | | OSS Rates(\$) | | | | |
| | | | | | | | First | Add'l | First | Add'l | SOMEc | SOMAN | SOMAN | SOMAN | SOMAN |
| | Physical Collocation - Cable Records, Fiber Cable, per cable record (maximum 99 records) | | | CLO | PE1CB | | 84.49 | | 77.13 | | | | | | |
| | Physical Collocation, Cable Records,CAT5/RJ45 | | | CLO | PE1C5 | | 2.25 | | 2.76 | | | | | | |
| | Virtual to Physical | | | | | | | | | | | | | | |
| | Physical Collocation - Virtual to Physical Collocation Relocation, per Voice Grade Circuit | | | CLO | PE1BV | | 33.00 | | | | | | | | |
| | Physical Collocation - Virtual to Physical Collocation Relocation, per DSO Circuit | | | CLO | PE1BO | | 33.00 | | | | | | | | |
| | Physical Collocation - Virtual to Physical Collocation Relocation, per DS1 Circuit | | | CLO | PE1B1 | | 52.00 | | | | | | | | |
| | Physical Collocation - Virtual to Physical Collocation Relocation, per DS3 Circuit | | | CLO | PE1B3 | | 52.00 | | | | | | | | |
| | Physical Collocation - Virtual to Physical Collocation In-Place, Per Voice Grade Circuit | | | CLO | PE1BR | | 22.44 | | | | | | | | |
| | Physical Collocation Virtual to Physical Collocation In-Place, Per DSO Circuit | | | CLO | PE1BP | | 22.44 | | | | | | | | |
| | Physical Collocation - Virtual to Physical Collocation In-Place, Per DS1 Circuit | | | CLO | PE1BS | | 32.62 | | | | | | | | |
| | Physical Collocation - Virtual to Physical Collocation In-Place, per DS3 Circuit | | | CLO | PE1BE | | 32.62 | | | | | | | | |
| | Entrance Cable | | | | | | | | | | | | | | |
| | Physical Collocation - Fiber Cable Installation, Pricing, non-recurring charge, per Entrance Cable | | | CLO | PE1BD | | 859.71 | | 22.49 | | | | | | |
| | Physical Collocation - Fiber Cable Support Structure, per Entrance Cable | | | CLO | PE1PM | 17.11 | | | | | | | | | |
| | Physical Collocation - Fiber Entrance Cable Installation, per Fiber | | | CLO | PE1ED | | 3.87 | | | | | | | | |
| VIRTUAL COLLOCATION | | | | | | | | | | | | | | | |
| | Application | | | | | | | | | | | | | | |
| | Virtual Collocation - Application Fee | | | AMTFS | EAF | | 1,205.26 | | 0.51 | | | | | | |
| | Virtual Collocation - Co-Carrier Cross Connects/Direct Connect, Application Fee, per application | | | AMTFS | VE1CA | | 584.22 | | | | | | | | |
| | Virtual Collocation Administrative Only - Application Fee | | | AMTFS | VE1AF | | 742.15 | | | | | | | | |
| | Space Preparation | | | | | | | | | | | | | | |
| | Virtual Collocation - Floor Space, per sq. ft. | | | AMTFS | ESPVX | 3.22 | | | | | | | | | |
| | Power | | | | | | | | | | | | | | |
| | Virtual Collocation - Power, per fused amp | | | AMTFS | ESPAX | 7.83 | | | | | | | | | |
| | Cross Connects (Cross Connects, Co-Carrier Cross Connects, and Ports) | | | | | | | | | | | | | | |
| | Virtual Collocation - 2-wire cross-connect, loop, provisioning | | | UEANL, UEA, UDN, UAL, UHL, UCL, UEQ, UNCVX, UNCDX, UNCNCX | UEAC2 | 0.03 | 12.30 | 11.80 | 6.03 | 5.44 | | | | | |
| | Virtual Collocation - 4-wire cross-connect, loop, provisioning | | | UEA, UHL, UCL, UDL, UNCVX, UNCDX | UEAC4 | 0.05 | 12.39 | 11.87 | 6.39 | 5.73 | | | | | |
| | Virtual collocation - Special Access & UNE, cross-connect per DS1 | | | ULR, UXTD1, UNC1X, ULDD1, U1TD1, USLEL, UNLD1, USL, UEPEX, UEPDX | CNC1X | 1.11 | 22.03 | 15.93 | 6.40 | 5.79 | | | | | |
| | Virtual collocation - Special Access & UNE, cross-connect per DS3 | | | USL, UE3, U1TD3, UXTS1, UXTD3, UNC3X, UNCSX, ULDD3, U1TS1, ULDS1, UDLSX, UNLD3 | CND3X | 14.16 | 20.89 | 15.20 | 7.38 | 5.92 | | | | | |

| COLLOCATION - Alabama | | | | | | | | | | | Attachment: 4 Exh B | | | | | |
|--|--|---------|------|---|-------|-----------|--------------|--------|-------------------------|----------------------------------|--------------------------------------|--|--|---|---|-------|
| CATEGORY | RATE ELEMENTS | Interim | Zone | BCS | USOC | RATES(\$) | | | | Svc Order Submitted Elec per LSR | Svc Order Submitted Manually per LSR | Incremental Charge - Manual Svc Order vs. Electronic-1st | Incremental Charge - Manual Svc Order vs. Electronic-Add'l | Incremental Charge - Manual Svc Order vs. Electronic-Disc 1st | Incremental Charge - Manual Svc Order vs. Electronic-Disc Add'l | |
| | | | | | | Rec | Nonrecurring | | Nonrecurring Disconnect | | OSS Rates(\$) | | | | | |
| | | | | | | | First | Add'l | First | Add'l | SOMEc | SOMAN | SOMAN | SOMAN | SOMAN | SOMAN |
| | Virtual Collocation - 2-Fiber Cross Connects | | | UDL12, UDLO3, U1T48, U1T12, U1TO3, ULDO3, ULD12, ULD48, UDF | CNC2F | 2.84 | 20.89 | 15.20 | 7.38 | 5.92 | | | | | | |
| | Virtual Collocation - 4-Fiber Cross Connects | | | UDL12, UDLO3, U1T48, U1T12, U1TO3, ULDO3, ULD12, ULD48, UDF | CNC4F | 5.69 | 25.55 | 19.86 | 9.71 | 8.25 | | | | | | |
| | Virtual Collocation - Co-Carrier Cross Connects/Direct Connect - Fiber Cable Support Structure, per linear foot, per cable | | | AMTFS | VE1CB | 0.0011 | | | | | | | | | | |
| | Virtual Collocation - Co-Carrier Cross Connects/Direct Connect - Copper/Coax Cable Support Structure, per linear foot, per cable | | | AMTFS | VE1CD | 0.0016 | | | | | | | | | | |
| | Virtual Collocation 2-Wire Cross Connect, Port | | | UEPSX, UEPSB, UEPSE, UEPSP, UEPSP, UEP2C | VE1R2 | 0.03 | 12.30 | 11.80 | 6.03 | 5.44 | | | | | | |
| | Virtual Collocation 4-Wire Cross Connect, Port | | | UEPDD, UEPEX | VE1R4 | 0.05 | 12.39 | 11.87 | 6.39 | 5.73 | | | | | | |
| CFA | | | | | | | | | | | | | | | | |
| | Virtual Collocation - CFA Information Resend Request, per Premises, per Arrangement, per request | | | AMTFS | VE1QR | | 77.56 | | | | | | | | | |
| Cable Records - Note: The rates in the First & Additional columns will actually be billed as "Initial I" & "Subsequent S" respectively | | | | | | | | | | | | | | | | |
| | Virtual Collocation Cable Records - per request | | | AMTFS | VE1BA | | 759.29 | 488.11 | 133.00 | | | | | | | |
| | Virtual Collocation Cable Records - VG/DS0 Cable, per cable record | | | AMTFS | VE1BB | | 326.92 | | 189.12 | | | | | | | |
| | Virtual Collocation Cable Records - VG/DS0 Cable, per each 100 pair | | | AMTFS | VE1BC | | 4.81 | | 5.90 | | | | | | | |
| | Virtual Collocation Cable Records - DS1, per T1TIE | | | AMTFS | VE1BD | | 2.25 | | 2.76 | | | | | | | |
| | Virtual Collocation Cable Records - DS3, per T3TIE | | | AMTFS | VE1BE | | 7.88 | | 9.66 | | | | | | | |
| | Virtual Collocation Cable Records - Fiber Cable, per 99 fiber records | | | AMTFS | VE1BF | | 84.49 | | 77.13 | | | | | | | |
| | Virtual Collocation Cable Records - CAT 5/RJ45 | | | AMTFS | VE1B5 | | 2.25 | | 2.76 | | | | | | | |
| Security | | | | | | | | | | | | | | | | |
| | Virtual collocation - Security escort, basic time, normally scheduled work hours | | | AMTFS | SPTBX | | 16.93 | 10.73 | | | | | | | | |
| | Virtual collocation - Security escort, overtime, outside of normally scheduled work hours on a normal working day | | | AMTFS | SPTOX | | 22.05 | 13.86 | | | | | | | | |
| | Virtual collocation - Security escort, premium time, outside of a scheduled work day | | | AMTFS | SPTPX | | 27.17 | 16.98 | | | | | | | | |
| Maintenance | | | | | | | | | | | | | | | | |
| | Virtual collocation - Maintenance in CO - Basic, per half hour | | | AMTFS | CTRLX | | 27.93 | 10.73 | | | | | | | | |
| | Virtual collocation - Maintenance in CO - Overtime, per half hour | | | AMTFS | SPTOM | | 36.47 | 13.86 | | | | | | | | |
| | Virtual collocation - Maintenance in CO - Premium per half hour | | | AMTFS | SPTPM | | 45.02 | 16.98 | | | | | | | | |
| Entrance Cable | | | | | | | | | | | | | | | | |
| | Virtual Collocation - Cable Installation Charge, per cable | | | AMTFS | ESPCX | | 859.71 | | 22.49 | | | | | | | |
| | Virtual Collocation - Cable Support Structure, per cable | | | AMTFS | ESPSX | 14.97 | | | | | | | | | | |
| COLLOCATION IN THE REMOTE SITE | | | | | | | | | | | | | | | | |
| Physical Remote Site Collocation | | | | | | | | | | | | | | | | |
| | Physical Collocation in the Remote Site - Application Fee | | | CLORS | PE1RA | | 307.70 | | 168.22 | | | | | | | |
| | Cabinet Space in the Remote Site per Bay/ Rack | | | CLORS | PE1RB | 201.42 | | | | | | | | | | |
| | Physical Collocation in the Remote Site - Security Access - Key | | | CLORS | PE1RD | | 13.10 | | | | | | | | | |
| | Physical Collocation in the Remote Site - Space Availability Report per Premises Requested | | | CLORS | PE1SR | | 115.87 | | | | | | | | | |

COLLOCATION - Alabama

| CATEGORY | RATE ELEMENTS | Interim | Zone | BCS | USOC | RATES(\$) | | | | Svc Order Submitted Elec per LSR | Svc Order Submitted Manually per LSR | Incremental Charge - Manual Svc Order vs. Electronic-1st | Incremental Charge - Manual Svc Order vs. Electronic-Add'l | Incremental Charge - Manual Svc Order vs. Electronic-Disc 1st | Incremental Charge - Manual Svc Order vs. Electronic-Disc Add'l |
|---|--|---------|------|-------------------------------|-------|-----------|--------------|--------|-------------------------|----------------------------------|--------------------------------------|--|--|---|---|
| | | | | | | Rec | Nonrecurring | | Nonrecurring Disconnect | | OSS Rates(\$) | | | | |
| | | | | | | | First | Add'l | First | Add'l | SOMEc | SOMAN | SOMAN | SOMAN | SOMAN |
| | Physical Collocation in the Remote Site - Remote Site CLLI Code Request, per CLLI Code Requested | | | CLORS | PE1RE | | 37.56 | | | | | | | | |
| | Remote Site DLEC Data (BRSDD), per Compact Disk, per CO Power, DC Power Provisioning (Alabama Only ICB Rate) | | | CLORS | PE1RR | | 233.38 | | | | | | | | |
| | Physical Collocation - Security Escort for Basic Time - normally scheduled work, per half hour | | | CLORS | PE1BT | | 16.93 | 10.73 | | | | | | | |
| | Physical Collocation - Security Escort for Overtime - outside of normally scheduled working hours on a scheduled work day, per half hour | | | CLORS | PE1OT | | 22.05 | 13.86 | | | | | | | |
| | Physical Collocation - Security Escort for Premium Time - outside of scheduled work day, per half hour | | | CLORS | PE1PT | | 27.17 | 16.98 | | | | | | | |
| | Adjacent Remote Site Collocation | | | | | | | | | | | | | | |
| | Remote Site-Adjacent Collocation-Application Fee | | | CLORS | PE1RU | | 755.62 | 755.62 | | | | | | | |
| | Remote Site-Adjacent Collocation - Real Estate, per square foot | | | CLORS | PE1RT | 0.134 | | | | | | | | | |
| | Remote Site-Adjacent Collocation - AC Power, per breaker amp | | | CLORS | PE1RS | 6.27 | | | | | | | | | |
| NOTE: If Security Escort and/or Add'l Engineering Fees become necessary for adjacent remote site collocation, the Parties will negotiate appropriate rates. | | | | | | | | | | | | | | | |
| | Virtual Remote Site Collocation | | | | | | | | | | | | | | |
| | Virtual Collocation in the Remote Site - Application Fee | | | VE1RS | VE1RB | | 307.70 | 307.70 | 168.22 | 168.22 | | | | | |
| | Virtual Collocation in the Remote Site - Per Bay/Rack of Space | | | VE1RS | VE1RC | 201.42 | | | | | | | | | |
| | Virtual Collocation in the Remote Site - Space Availability Report per Premises requested | | | VE1RS | VE1RR | | 115.87 | 115.87 | | | | | | | |
| | Virtual Collocation in the Remote Site - Remote Site CLLI Code Request, per CLLI Code Requested | | | VE1RS | VE1RL | | 37.56 | 37.56 | | | | | | | |
| ADJACENT COLLOCATION | | | | | | | | | | | | | | | |
| | Adjacent Collocation - Space Charge per Sq. Ft. | | | CLOAC | PE1JA | 0.14 | | | | | | | | | |
| | Adjacent Collocation - Electrical Facility Charge per Linear Ft. | | | CLOAC | PE1JC | 5.41 | | | | | | | | | |
| | Adjacent Collocation - 2-Wire Cross-Connects | | | UEANL,UEQ,UEA,UCL,UAL,UHL,UDN | PE1JE | 0.02 | 12.30 | 11.80 | 6.03 | 5.44 | | | | | |
| | Adjacent Collocation - 4-Wire Cross-Connects | | | UEA,UHL,UDL,UCL | PE1JF | 0.04 | 12.39 | 11.87 | 6.39 | 5.73 | | | | | |
| | Adjacent Collocation - DS1 Cross-Connects | | | USL | PE1JG | 1.03 | 22.03 | 15.93 | 6.40 | 5.79 | | | | | |
| | Adjacent Collocation - DS3 Cross-Connects | | | UE3 | PE1JH | 13.95 | 20.89 | 15.20 | 7.38 | 5.92 | | | | | |
| | Adjacent Collocation - 2-Fiber Cross-Connect | | | CLOAC | PE1JJ | 2.36 | 20.89 | 15.20 | 7.38 | 5.92 | | | | | |
| | Adjacent Collocation - 4-Fiber Cross-Connect | | | CLOAC | PE1JK | 4.52 | 25.55 | 19.86 | 9.71 | 8.25 | | | | | |
| | Adjacent Collocation - Application Fee | | | CLOAC | PE1JB | | 1,576.69 | | 0.51 | | | | | | |
| | Adjacent Collocation - 120V, Single Phase Standby Power Rate per AC Breaker Amp | | | CLOAC | PE1JL | 4.91 | | | | | | | | | |
| | Adjacent Collocation - 240V, Single Phase Standby Power Rate per AC Breaker Amp | | | CLOAC | PE1JM | 9.84 | | | | | | | | | |
| | Adjacent Collocation - 120V, Three Phase Standby Power Rate per AC Breaker Amp | | | CLOAC | PE1JN | 14.74 | | | | | | | | | |
| | Adjacent Collocation - 277V, Three Phase Standby Power Rate per AC Breaker Amp | | | CLOAC | PE1JO | 34.06 | | | | | | | | | |
| | Adjacent Collocation - DC power provisioning (Alabama Only Mandate ICB) | | | | | | | | | | | | | | |
| Note: ICB means Individual Case Basis | | | | | | | | | | | | | | | |
| Note: Rates displaying an "I" in Interim column are interim as a result of a Commission order. | | | | | | | | | | | | | | | |

| COLLOCATION - Florida | | | | | | | | | | | Attachment: 4 Exh B | | | | | |
|---|--|---|---------|------|---|-------|-----------|--------------|-------|-------------------------|----------------------------------|--------------------------------------|--|--|---|---|
| CATEGORY | | RATE ELEMENTS | Interim | Zone | BCS | USOC | RATES(\$) | | | | Svc Order Submitted Elec per LSR | Svc Order Submitted Manually per LSR | Incremental Charge - Manual Svc Order vs. Electronic-1st | Incremental Charge - Manual Svc Order vs. Electronic-Add'l | Incremental Charge - Manual Svc Order vs. Electronic-Disc 1st | Incremental Charge - Manual Svc Order vs. Electronic-Disc Add'l |
| | | | | | | | Rec | Nonrecurring | | Nonrecurring Disconnect | | | | | | |
| | | | | | | | First | Add'l | First | Add'l | SOME C | SOMAN | SOMAN | SOMAN | SOMAN | SOMAN |
| PHYSICAL COLLOCATION | | | | | | | | | | | | | | | | |
| | | Application | | | | | | | | | | | | | | |
| | | Physical Collocation - Initial Application Fee | | | CLO | PE1BA | | 2,785.00 | | 1.20 | | | | | | |
| | | Physical Collocation - Subsequent Application Fee | | | CLO | PE1CA | | 2,236.00 | | 1.20 | | | | | | |
| | | Physical Collocation - Co-Carrier Cross Connects/Direct Connect, Application Fee, per application | | | CLO | PE1DT | | 564.81 | | | | | | | | |
| | | Physical Collocation - Power Reconfiguration Only, Application Fee | | | CLO | PE1PR | | 409.50 | | | | | | | | |
| | | Physical Collocation Administrative Only - Application Fee | | | CLO | PE1BL | | 760.91 | | 1.20 | | | | | | |
| | | Space Preparation | | | | | | | | | | | | | | |
| | | Physical Collocation - Floor Space, per sq feet | | | CLO | PE1PJ | 5.28 | | | | | | | | | |
| | | Physical Collocation - Space Enclosure, welded wire, first 50 square feet | | | CLO | PE1BX | 171.12 | | | | | | | | | |
| | | Physical Collocation - Space enclosure, welded wire, first 100 square feet | | | CLO | PE1BW | 189.73 | | | | | | | | | |
| | | Physical Collocation - Space enclosure, welded wire, each additional 50 square feet | | | CLO | PE1CW | 18.61 | | | | | | | | | |
| | | Physical Collocation - Space Preparation - C.O. Modification per square ft. | | | CLO | PE1SK | 2.38 | | | | | | | | | |
| | | Physical Collocation - Space Preparation, Common Systems Modifications-Cageless, per square foot | | | CLO | PE1SL | 2.50 | | | | | | | | | |
| | | Physical Collocation - Space Preparation - Common Systems Modifications-Caged, per cage | | | CLO | PE1SM | 84.93 | | | | | | | | | |
| | | Physical Collocation - Space Preparation - Firm Order Processing | | | CLO | PE1SJ | | 287.36 | | | | | | | | |
| | | Physical Collocation - Space Availability Report, per Central Office Requested | | | CLO | PE1SR | | 572.66 | | | | | | | | |
| | | Power | | | | | | | | | | | | | | |
| | | Physical Collocation - Power, -48V DC Power - per Fused Amp Requested | | | CLO | PE1PL | 7.80 | | | | | | | | | |
| | | Physical Collocation - Power, 120V AC Power, Single Phase, per Breaker Amp | | | CLO | PE1FB | 5.26 | | | | | | | | | |
| | | Physical Collocation - Power, 240V AC Power, Single Phase, per Breaker Amp | | | CLO | PE1FD | 10.53 | | | | | | | | | |
| | | Physical Collocation - Power, 120V AC Power, Three Phase, per Breaker Amp | | | CLO | PE1FE | 15.80 | | | | | | | | | |
| | | Physical Collocation - Power, 277V AC Power, Three Phase, per Breaker Amp | | | CLO | PE1FG | 36.47 | | | | | | | | | |
| | | Physical Collocation - Power - DC power, per Used Amp | | | CLO | PE1FN | 10.69 | | | | | | | | | |
| Cross Connects (Cross Connects, Co-Carrier Cross Connects, and Ports) | | | | | | | | | | | | | | | | |
| | | | | | UEANL,UEQ,UNCN X, UEA, UCL, UAL, UHL, UDN, UNCVX | PE1P2 | 0.0208 | 7.32 | 5.37 | 4.58 | 2.71 | | | | | |
| | | Physical Collocation - 2-wire cross-connect, loop, provisioning | | | UEA, UHL, UNCVX, UNCDX, UCL, UDL | PE1P4 | 0.0416 | 8.00 | 5.75 | 5.00 | 2.69 | | | | | |
| | | | | | WDS1L, WDS1S, UXTD1, ULDD1, USLEL, UNLD1, U1TD1, UNC1X, UEPSR, UEPSB, UEPSL, UEPEX, UEPDX | PE1P1 | 0.3786 | 7.88 | 6.25 | 1.35 | 0.9899 | | | | | |
| | | Physical Collocation -DS1 Cross-Connect for Physical Collocation, provisioning | | | | | | | | | | | | | | |

| COLLOCATION - Florida | | | | | | | | | | | Attachment: 4 Exh B | | | | | |
|-----------------------|--|---------|------|--|-------|-----------|--------------|----------|-------------------------|----------------------------------|--------------------------------------|--|--|---|---|-------|
| CATEGORY | RATE ELEMENTS | Interim | Zone | BCS | USOC | RATES(\$) | | | | Svc Order Submitted Elec per LSR | Svc Order Submitted Manually per LSR | Incremental Charge - Manual Svc Order vs. Electronic-1st | Incremental Charge - Manual Svc Order vs. Electronic-Add'l | Incremental Charge - Manual Svc Order vs. Electronic-Disc 1st | Incremental Charge - Manual Svc Order vs. Electronic-Disc Add'l | |
| | | | | | | Rec | Nonrecurring | | Nonrecurring Disconnect | | OSS Rates(\$) | | | | | |
| | | | | | | | First | Add'l | First | Add'l | SOMEc | SOMAN | SOMAN | SOMAN | SOMAN | SOMAN |
| | Physical Collocation - Cable Records, Fiber Cable, per cable record (maximum 99 records) | | | CLO | PE1CB | | | 169.96 | | 149.97 | | | | | | |
| | Physical Collocation, Cable Records,CAT5/RJ45 | | | CLO | PE1C5 | | | 4.52 | | 5.35 | | | | | | |
| | Virtual to Physical | | | | | | | | | | | | | | | |
| | Physical Collocation - Virtual to Physical Collocation Relocation, per Voice Grade Circuit | | | CLO | PE1BV | | | 33.00 | | | | | | | | |
| | Physical Collocation - Virtual to Physical Collocation Relocation, per DSO Circuit | | | CLO | PE1BO | | | 33.00 | | | | | | | | |
| | Physical Collocation - Virtual to Physical Collocation Relocation, per DS1 Circuit | | | CLO | PE1B1 | | | 52.00 | | | | | | | | |
| | Physical Collocation - Virtual to Physical Collocation Relocation, per DS3 Circuit | | | CLO | PE1B3 | | | 52.00 | | | | | | | | |
| | Physical Collocation - Virtual to Physical Collocation In-Place, Per Voice Grade Circuit | | | CLO | PE1BR | | | 22.51 | | | | | | | | |
| | Physical Collocation Virtual to Physical Collocation In-Place, Per DSO Circuit | | | CLO | PE1BP | | | 22.51 | | | | | | | | |
| | Physical Collocation - Virtual to Physical Collocation In-Place, Per DS1 Circuit | | | CLO | PE1BS | | | 32.73 | | | | | | | | |
| | Physical Collocation - Virtual to Physical Collocation In-Place, per DS3 Circuit | | | CLO | PE1BE | | | 32.73 | | | | | | | | |
| | Entrance Cable | | | | | | | | | | | | | | | |
| | Physical Collocation - Fiber Cable Support Structure, per Entrance Cable | | | CLO | PE1PM | 5.19 | | | | | | | | | | |
| | Physical Collocation - Fiber Entrance Cable per Cable (CO manhole to vault splice) | | | CLO | PE1EC | | | 994.12 | | 43.84 | | | | | | |
| | Physical Collocation - Fiber Entrance Cable Installation, per Fiber | | | CLO | PE1ED | | | 7.43 | | | | | | | | |
| VIRTUAL COLLOCATION | | | | | | | | | | | | | | | | |
| | Application | | | | | | | | | | | | | | | |
| | Virtual Collocation - Application Fee | | | AMTFS | EAF | | | 1,241.00 | | 1.20 | | | | | | |
| | Virtual Collocation - Co-Carrier Cross Connects/Direct Connect, Application Fee, per application | | | AMTFS | VE1CA | | | 564.81 | | | | | | | | |
| | Virtual Collocation Administrative Only - Application Fee | | | AMTFS | VE1AF | | | 760.91 | | 1.20 | | | | | | |
| | Space Preparation | | | | | | | | | | | | | | | |
| | Virtual Collocation - Floor Space, per sq. ft. | | | AMTFS | ESPVX | 5.28 | | | | | | | | | | |
| | Power | | | | | | | | | | | | | | | |
| | Virtual Collocation - Power, per fused amp | | | AMTFS | ESPAX | 6.95 | | | | | | | | | | |
| | Virtual Collocation - Power, DC power, per Used Amp | | | AMTFS | VE1PF | 10.69 | | | | | | | | | | |
| | Cross Connects (Cross Connects, Co-Carrier Cross Connects, and Ports) | | | | | | | | | | | | | | | |
| | Virtual Collocation - 2-wire cross-connect, loop, provisioning | | | UEANL, UEA, UDN, UAL, UHL, UCL, UEQ, UNCVX, UNCDX, UCNX | UEAC2 | 0.0201 | 7.32 | 5.37 | 4.58 | 2.71 | | | | | | |
| | Virtual Collocation - 4-wire cross-connect, loop, provisioning | | | UEA, UHL, UCL, UDL, UNCVX, UNCDX | UEAC4 | 0.0403 | 8.00 | 5.75 | 5.00 | 2.69 | | | | | | |
| | Virtual collocation - Special Access & UNE, cross-connect per DS1 | | | ULR, UXTD1, UNC1X, ULDD1, U1TD1, USLEL, UNLD1, USL, UEPEX, UEPDX | CNC1X | 0.3786 | 7.88 | 6.26 | 1.35 | 0.9915 | | | | | | |
| | Virtual collocation - Special Access & UNE, cross-connect per DS3 | | | USL, UE3, U1TD3, UXTS1, UXTD3, UNC3X, UNCSX, ULDD3, U1TS1, ULDS1, UDLSX, UNLD3 | CND3X | 4.16 | 32.40 | 31.03 | 11.15 | 10.98 | | | | | | |

| COLLOCATION - Florida | | | | | | | | | | | Attachment: 4 Exh B | | | | | |
|--|--|---------|------|---|-------|-----------|--------------|--------|-------------------------|----------------------------------|--------------------------------------|--|--|---|---|-------|
| CATEGORY | RATE ELEMENTS | Interim | Zone | BCS | USOC | RATES(\$) | | | | Svc Order Submitted Elec per LSR | Svc Order Submitted Manually per LSR | Incremental Charge - Manual Svc Order vs. Electronic-1st | Incremental Charge - Manual Svc Order vs. Electronic-Add'l | Incremental Charge - Manual Svc Order vs. Electronic-Disc 1st | Incremental Charge - Manual Svc Order vs. Electronic-Disc Add'l | |
| | | | | | | Rec | Nonrecurring | | Nonrecurring Disconnect | | OSS Rates(\$) | | | | | |
| | | | | | | | First | Add'l | First | Add'l | SOMEc | SOMAN | SOMAN | SOMAN | SOMAN | SOMAN |
| | Virtual Collocation - 2-Fiber Cross Connects | | | UDL12, UDLO3, U1T48, U1T12, U1TO3, ULDO3, ULD12, ULD48, UDF | CNC2F | 1.75 | 28.26 | 25.85 | 13.78 | 11.01 | | | | | | |
| | Virtual Collocation - 4-Fiber Cross Connects | | | UDL12, UDLO3, U1T48, U1T12, U1TO3, ULDO3, ULD12, ULD48, UDF | CNC4F | 3.50 | 37.92 | 35.51 | 18.20 | 15.44 | | | | | | |
| | Virtual Collocation - Co-Carrier Cross Connects/Direct Connect - Fiber Cable Support Structure, per linear foot, per cable | | | AMTFS | VE1CB | 0.0008 | | | | | | | | | | |
| | Virtual Collocation - Co-Carrier Cross Connects/Direct Connect - Copper/Coax Cable Support Structure, per linear foot, per cable | | | AMTFS | VE1CD | 0.0012 | | | | | | | | | | |
| | Virtual Collocation 2-Wire Cross Connect, Port | | | UEPSX, UEPSB, UEPSE, UEPSP, UEPSP, UEP2C | VE1R2 | 0.0201 | 7.32 | 5.37 | 4.58 | 2.71 | | | | | | |
| | Virtual Collocation 4-Wire Cross Connect, Port | | | UEPDD, UEPEX | VE1R4 | 0.0403 | 8.00 | 5.75 | 5.00 | 2.69 | | | | | | |
| CFA | | | | | | | | | | | | | | | | |
| | Virtual Collocation - CFA Information Resend Request, per Premises, per Arrangement, per request | | | AMTFS | VE1QR | | 79.52 | | | | | | | | | |
| Cable Records - Note: The rates in the First & Additional columns will actually be billed as "Initial I" & "Subsequent S" respectively | | | | | | | | | | | | | | | | |
| | Virtual Collocation Cable Records - per request | | | AMTFS | VE1BA | | 1,515.00 | 973.64 | 256.35 | | | | | | | |
| | Virtual Collocation Cable Records - VG/DS0 Cable, per cable record | | | AMTFS | VE1BB | | 646.84 | | 362.41 | | | | | | | |
| | Virtual Collocation Cable Records - VG/DS0 Cable, per each 100 pair | | | AMTFS | VE1BC | | 9.11 | | 10.80 | | | | | | | |
| | Virtual Collocation Cable Records - DS1, per T1TIE | | | AMTFS | VE1BD | | 4.52 | | 5.35 | | | | | | | |
| | Virtual Collocation Cable Records - DS3, per T3TIE | | | AMTFS | VE1BE | | 15.81 | | 18.73 | | | | | | | |
| | Virtual Collocation Cable Records - Fiber Cable, per 99 fiber records | | | AMTFS | VE1BF | | 169.96 | | 149.97 | | | | | | | |
| | Virtual Collocation Cable Records - CAT 5/RJ45 | | | AMTFS | VE1B5 | | 4.52 | | 5.35 | | | | | | | |
| Security | | | | | | | | | | | | | | | | |
| | Virtual collocation - Security escort, basic time, normally scheduled work hours | | | AMTFS | SPTBX | | 33.65 | 22.05 | | | | | | | | |
| | Virtual collocation - Security escort, overtime, outside of normally scheduled work hours on a normal working day | | | AMTFS | SPTOX | | 44.63 | 28.89 | | | | | | | | |
| | Virtual collocation - Security escort, premium time, outside of a scheduled work day | | | AMTFS | SPTPX | | 55.62 | 35.73 | | | | | | | | |
| Maintenance | | | | | | | | | | | | | | | | |
| | Virtual collocation - Maintenance in CO - Basic, per half hour | | | AMTFS | CTRLX | | 54.05 | 22.05 | | | | | | | | |
| | Virtual collocation - Maintenance in CO - Overtime, per half hour | | | AMTFS | SPTOM | | 72.18 | 28.89 | | | | | | | | |
| | Virtual collocation - Maintenance in CO - Premium per half hour | | | AMTFS | SPTPM | | 90.31 | 35.73 | | | | | | | | |
| Entrance Cable | | | | | | | | | | | | | | | | |
| | Virtual Collocation - Cable Installation Charge, per cable | | | AMTFS | ESPCX | | 1,473.00 | | 43.84 | | | | | | | |
| | Virtual Collocation - Cable Support Structure, per cable | | | AMTFS | ESPSX | 4.54 | | | | | | | | | | |
| COLLOCATION IN THE REMOTE SITE | | | | | | | | | | | | | | | | |
| Physical Remote Site Collocation | | | | | | | | | | | | | | | | |
| | Physical Collocation in the Remote Site - Application Fee | | | CLORS | PE1RA | | 612.23 | | 270.35 | | | | | | | |
| | Cabinet Space in the Remote Site per Bay/ Rack | | | CLORS | PE1RB | 154.59 | | | | | | | | | | |
| | Physical Collocation in the Remote Site - Security Access - Key | | | CLORS | PE1RD | | 23.28 | | | | | | | | | |
| | Physical Collocation in the Remote Site - Space Availability Report per Premises Requested | | | CLORS | PE1SR | | 223.91 | | | | | | | | | |

| COLLOCATION - Florida | | | | | | | | | | | Attachment: 4 Exh B | | | | | |
|-----------------------|---|---------|------|----------------------------------|-------|-----------|--------------|--------|-------------------------|----------------------------------|--------------------------------------|--|--|---|---|-------|
| CATEGORY | RATE ELEMENTS | Interim | Zone | BCS | USOC | RATES(\$) | | | | Svc Order Submitted Elec per LSR | Svc Order Submitted Manually per LSR | Incremental Charge - Manual Svc Order vs. Electronic-1st | Incremental Charge - Manual Svc Order vs. Electronic-Add'l | Incremental Charge - Manual Svc Order vs. Electronic-Disc 1st | Incremental Charge - Manual Svc Order vs. Electronic-Disc Add'l | |
| | | | | | | Rec | Nonrecurring | | Nonrecurring Disconnect | | OSS Rates(\$) | | | | | |
| | | | | | | | First | Add'l | First | Add'l | SOMEc | SOMAN | SOMAN | SOMAN | SOMAN | SOMAN |
| | Physical Collocation in the Remote Site - Remote Site CLLI Code Request, per CLLI Code Requested | | | CLORS | PE1RE | | 73.39 | | | | | | | | | |
| | Remote Site DLEC Data (BRSDD), per Compact Disk, per CO | | | CLORS | PE1RR | | 208.02 | | | | | | | | | |
| | Physical Collocation - Security Escort for Basic Time - normally scheduled work, per half hour | | | CLORS | PE1BT | | 33.65 | 22.05 | | | | | | | | |
| | Physical Collocation - Security Escort for Overtime - outside of normally scheduled working hours on a scheduled work day, per half hour | | | CLORS | PE1OT | | 44.63 | 28.89 | | | | | | | | |
| | Physical Collocation - Security Escort for Premium Time - outside of scheduled work day, per half hour | | | CLORS | PE1PT | | 55.62 | 35.73 | | | | | | | | |
| | Adjacent Remote Site Collocation | | | | | | | | | | | | | | | |
| | Remote Site-Adjacent Collocation-Application Fee | | | CLORS | PE1RU | | 755.62 | 755.62 | | | | | | | | |
| | Remote Site-Adjacent Collocation - Real Estate, per square foot | | | CLORS | PE1RT | 0.134 | | | | | | | | | | |
| | Remote Site-Adjacent Collocation - AC Power, per breaker amp | | | CLORS | PE1RS | 6.27 | | | | | | | | | | |
| | NOTE: If Security Escort and/or Add'l Engineering Fees become necessary for adjacent remote site collocation, the Parties will negotiate appropriate rates. | | | | | | | | | | | | | | | |
| | Virtual Remote Site Collocation | | | | | | | | | | | | | | | |
| | Virtual Collocation in the Remote Site - Application Fee | | | VE1RS | VE1RB | | 612.23 | | 270.35 | | | | | | | |
| | Virtual Collocation in the Remote Site - Per Bay/Rack of Space | | | VE1RS | VE1RC | 154.59 | | | | | | | | | | |
| | Virtual Collocation in the Remote Site - Space Availability Report per Premises requested | | | VE1RS | VE1RR | | 223.91 | | | | | | | | | |
| | Virtual Collocation in the Remote Site - Remote Site CLLI Code Request, per CLLI Code Requested | | | VE1RS | VE1RL | | 73.39 | | | | | | | | | |
| | ADJACENT COLLOCATION | | | | | | | | | | | | | | | |
| | Adjacent Collocation - Space Charge per Sq. Ft. | | | CLOAC | PE1JA | 0.1666 | | | | | | | | | | |
| | Adjacent Collocation - Electrical Facility Charge per Linear Ft. | | | CLOAC | PE1JC | 4.62 | | | | | | | | | | |
| | Adjacent Collocation - 2-Wire Cross-Connects | | | UEANL,UEQ,UEA,UCL, UAL, UHL, UDN | PE1JE | 0.0194 | 7.32 | 5.37 | 4.58 | 2.71 | | | | | | |
| | Adjacent Collocation - 4-Wire Cross-Connects | | | UEA,UHL,UDL,UCL | PE1JF | 0.0388 | 8.00 | 5.75 | 5.00 | 2.69 | | | | | | |
| | Adjacent Collocation - DS1 Cross-Connects | | | USL | PE1JG | 0.3708 | 7.88 | 6.26 | 1.35 | 0.9915 | | | | | | |
| | Adjacent Collocation - DS3 Cross-Connects | | | UE3 | PE1JH | 4.14 | 32.40 | 31.03 | 11.15 | 10.98 | | | | | | |
| | Adjacent Collocation - 2-Fiber Cross-Connect | | | CLOAC | PE1JJ | 1.70 | 28.26 | 25.85 | 13.78 | 11.01 | | | | | | |
| | Adjacent Collocation - 4-Fiber Cross-Connect | | | CLOAC | PE1JK | 3.33 | 37.92 | 35.51 | 18.20 | 15.44 | | | | | | |
| | Adjacent Collocation - Application Fee | | | CLOAC | PE1JB | | 2,763.00 | | 1.02 | | | | | | | |
| | Adjacent Collocation - 120V, Single Phase Standby Power Rate per AC Breaker Amp | | | CLOAC | PE1JL | 5.26 | | | | | | | | | | |
| | Adjacent Collocation - 240V, Single Phase Standby Power Rate per AC Breaker Amp | | | CLOAC | PE1JM | 10.53 | | | | | | | | | | |
| | Adjacent Collocation - 120V, Three Phase Standby Power Rate per AC Breaker Amp | | | CLOAC | PE1JN | 15.80 | | | | | | | | | | |
| | Adjacent Collocation - 277V, Three Phase Standby Power Rate per AC Breaker Amp | | | CLOAC | PE1JO | 36.47 | | | | | | | | | | |
| | Adjacent Collocation - Cable Support Structure per Entrance Cable | | | CLOAC | PE1JP | 5.19 | | | | | | | | | | |
| | Note: Rates displaying an "I" in Interim column are interim as a result of a Commission order. | | | | | | | | | | | | | | | |

| COLLOCATION - Georgia | | | | | | | | | | | Attachment: 4 Exh B | | | | | | |
|-----------------------|---|---|---------|------|---|-------|-----------|--------------|-------|-------------------------|----------------------------------|--------------------------------------|--|--|---|---|-------|
| CATEGORY | RATE ELEMENTS | | Interim | Zone | BCS | USOC | RATES(\$) | | | | Svc Order Submitted Elec per LSR | Svc Order Submitted Manually per LSR | Incremental Charge - Manual Svc Order vs. Electronic-1st | Incremental Charge - Manual Svc Order vs. Electronic-Add'l | Incremental Charge - Manual Svc Order vs. Electronic-Disc 1st | Incremental Charge - Manual Svc Order vs. Electronic-Disc Add'l | |
| | | | | | | | Rec | Nonrecurring | | Nonrecurring Disconnect | | OSS Rates(\$) | | | | | |
| | | | | | | | | First | Add'l | First | Add'l | SOME C | SOMAN | SOMAN | SOMAN | SOMAN | SOMAN |
| PHYSICAL COLLOCATION | | | | | | | | | | | | | | | | | |
| | Application | | | | | | | | | | | | | | | | |
| | | Physical Collocation - Initial Application Fee | | | CLO | PE1BA | | 1,285.98 | | 0.59 | | | | | | | |
| | | Physical Collocation - Subsequent Application Fee | | | CLO | PE1CA | | 1,085.48 | | 0.59 | | | | | | | |
| | | Physical Collocation - Co-Carrier Cross Connects/Direct Connect, Application Fee, per application | | | CLO | PE1DT | | 583.18 | | | | | | | | | |
| | | Physical Collocation Administrative Only - Application Fee | | | CLO | PE1BL | | 740.83 | | | | | | | | | |
| | | Physical Collocation - Application Cost, Simple Augment | | | CLO | PE1KS | | 594.05 | | 1.21 | | | | | | | |
| | | Physical Collocation - Application Cost, Minor Augment | | | CLO | PE1KM | | 832.95 | | 1.21 | | | | | | | |
| | | Physical Collocation - Application Cost, Intermediate Augment | | | CLO | PE1K1 | | 1,057.00 | | 1.21 | | | | | | | |
| | | Physical Collocation - Application Cost - Major Augment | | | CLO | PE1KJ | | 2,408.00 | | 1.21 | | | | | | | |
| | Space Preparation | | | | | | | | | | | | | | | | |
| | | Physical Collocation - Floor Space, per sq feet | | | CLO | PE1PJ | 4.52 | | | | | | | | | | |
| | | Physical Collocation - Space Enclosure, welded wire, first 50 square feet | | | CLO | PE1BX | 144.71 | | | | | | | | | | |
| | | Physical Collocation - Space enclosure, welded wire, first 100 square feet | | | CLO | PE1BW | 160.45 | | | | | | | | | | |
| | | Physical Collocation - Space enclosure, welded wire, each additional 50 square feet | | | CLO | PE1CW | 15.74 | | | | | | | | | | |
| | | Physical Collocation - Space Preparation - C.O. Modification per square ft. | | | CLO | PE1SK | 2.01 | | | | | | | | | | |
| | | Physical Collocation - Space Preparation, Common Systems Modifications-Cageless, per square foot | | | CLO | PE1SL | 2.23 | | | | | | | | | | |
| | | Physical Collocation - Space Preparation - Common Systems Modifications-Caged, per cage | | | CLO | PE1SM | 75.61 | | | | | | | | | | |
| | | Physical Collocation - Space Preparation - Firm Order Processing | | | CLO | PE1SJ | | 141.10 | | | | | | | | | |
| | | Physical Collocation - Space Availability Report, per Central Office Requested | | | CLO | PE1SR | | 248.75 | | | | | | | | | |
| | Power | | | | | | | | | | | | | | | | |
| | | Physical Collocation - Power, -48V DC Power - per Fused Amp Requested | | | CLO | PE1PL | 4.78 | | | | | | | | | | |
| | | Physical Collocation - Power, 120V AC Power, Single Phase, per Breaker Amp | | | CLO | PE1FB | 5.14 | | | | | | | | | | |
| | | Physical Collocation - Power, 240V AC Power, Single Phase, per Breaker Amp | | | CLO | PE1FD | 10.30 | | | | | | | | | | |
| | | Physical Collocation - Power, 120V AC Power, Three Phase, per Breaker Amp | | | CLO | PE1FE | 15.44 | | | | | | | | | | |
| | | Physical Collocation - Power, 277V AC Power, Three Phase, per Breaker Amp | | | CLO | PE1FG | 35.65 | | | | | | | | | | |
| | Cross Connects (Cross Connects, Co-Carrier Cross Connects, and Ports) | | | | | | | | | | | | | | | | |
| | | | | | UEANL,UEQ, UNCNX, UEA, UCL, UAL, UHL, UDN, UNCVX | | | | | | | | | | | | |
| | | Physical Collocation - 2-wire cross-connect, loop, provisioning | | | | PE1P2 | 0.0197 | | | | | | | | | | |
| | | Physical Collocation - 4-wire cross-connect, loop, provisioning | | | UEA, UHL, UNCVX, UNCDX, UCL, UDL | PE1P4 | 0.0393 | | | | | | | | | | |
| | | | | | WDS1L, WDS1S, UXTD1, ULDD1, USLEL, UNLD1, U1TD1, UNC1X, UEPSR, UEPSB, UEPSE, UEPSP, USL, UEPEX, UEPDX | | | | | | | | | | | | |
| | | Physical Collocation -DS1 Cross-Connect for Physical Collocation, provisioning | | | | PE1P1 | 0.3726 | | | | | | | | | | |

| COLLOCATION - Georgia | | | | | | | | | | | Attachment: 4 Exh B | | | | | |
|--|---------------|--|---------|------|---|-------|-----------|--------------|----------|-------------------------|----------------------------------|--------------------------------------|--|--|---|---|
| CATEGORY | RATE ELEMENTS | | Interim | Zone | BCS | USOC | RATES(\$) | | | | Svc Order Submitted Elec per LSR | Svc Order Submitted Manually per LSR | Incremental Charge - Manual Svc Order vs. Electronic-1st | Incremental Charge - Manual Svc Order vs. Electronic-Add'l | Incremental Charge - Manual Svc Order vs. Electronic-Disc 1st | Incremental Charge - Manual Svc Order vs. Electronic-Disc Add'l |
| | | | | | | | Rec | Nonrecurring | | Nonrecurring Disconnect | | OSS Rates(\$) | | | | |
| | | | | | | | | First | Add'l | First | Add'l | SOME C | SOMAN | SOMAN | SOMAN | SOMAN |
| | | Physical Collocation - DS3 Cross-Connect, provisioning | | | UE3, U1TD3, UXTD3, UXTS1, UNC3X, UNCSX, ULDD3, U1TS1, ULDS1, UNLD3, UEPEX, UEPDX, UEPSR, UEPSB, UEPSE, UEPS | PE1P3 | 4.06 | | | | | | | | | |
| | | Physical Collocation - 2-Fiber Cross-Connect | | | CLO, ULDO3, ULD12, ULD48, U1TO3, U1T12, U1T48, UDLO3, UDL12, UDF | PE1F2 | 1.72 | | | | | | | | | |
| | | Physical Collocation - 4-Fiber Cross-Connect | | | ULDO3, ULD12, ULD48, U1TO3, U1T12, U1T48, UDLO3, UDL12, UDF, UDFCX | PE1F4 | 3.30 | | | | | | | | | |
| | | Physical Collocation - Co-Carrier Cross Connects/Direct Connect - Fiber Cable Support Structure, per linear foot, per cable. | | | CLO | PE1ES | 0.001 | | | | | | | | | |
| | | Physical Collocation - Co-Carrier Cross Connect/Direct Connect - Copper/Coax Cable Support Structure, per linear foot, per cable. | | | CLO | PE1DS | 0.0015 | | | | | | | | | |
| | | Physical Collocation 2-Wire Cross Connect, Port | | | UEPSR, UEPS, UEPSB, UEPSX, UEPC | PE1R2 | 0.0197 | | | | | | | | | |
| | | Physical Collocation 4-Wire Cross Connect, Port | | | UEPEX, UEPCD | PE1R4 | 0.0393 | | | | | | | | | |
| | Security | | | | | | | | | | | | | | | |
| | | Physical Collocation - Security Escort for Basic Time - normally scheduled work, per half hour | | | CLO | PE1BT | | 16.52 | 10.83 | | | | | | | |
| | | Physical Collocation - Security Escort for Overtime - outside of normally scheduled working hours on a scheduled work day, per half hour | | | CLO | PE1OT | | 21.92 | 14.19 | | | | | | | |
| | | Physical Collocation - Security Escort for Premium Time - outside of scheduled work day, per half hour | | | CLO | PE1PT | | 27.31 | 17.55 | | | | | | | |
| | | Physical Collocation - Security Access System - Security System per Central Office, per Sq. Ft. | | | CLO | PE1AY | 0.0106 | | | | | | | | | |
| | | Physical Collocation -Security Access System - New Card Activation, per Card Activation (First), per State | | | CLO | PE1A1 | | 22.00 | | | | | | | | |
| | | Physical Collocation - Security Access System - New Access Card Deactivation, per Card | | | CLO | PE1A4 | | 8.72 | 8.72 | | | | | | | |
| | | Physical Collocation-Security Access System-Administrative Change, existing Access Card, per Request, per State, per Card | | | CLO | PE1AA | | 5.38 | | | | | | | | |
| | | Physical Collocation - Security Access System - Replace Lost or Stolen Card, per Card | | | CLO | PE1AR | | 17.01 | | | | | | | | |
| | | Physical Collocation - Security Access - Initial Key, per Key | | | CLO | PE1AK | | 13.20 | | | | | | | | |
| | | Physical Collocation - Security Access - Key, Replace Lost or Stolen Key, per Key | | | CLO | PE1AL | | 13.20 | | | | | | | | |
| | CFA | | | | | | | | | | | | | | | |
| | | Physical Collocation - CFA Information Resend Request, per premises, per arrangement, per request | | | CLO | PE1C9 | | 77.42 | | | | | | | | |
| Cable Records - Note: The rates in the First & Additional columns will actually be billed as "Initial I" and "Subsequent S" respectively | | | | | | | | | | | | | | | | |
| | | Physical Collocation - Cable Records, per request | | | CLO | PE1CR | | I 743.65 | S 478.06 | | 125.75 | | | | | |
| | | Physical Collocation, Cable Records, VG/DS0 Cable, per cable record (maximum 3600 records) | | | CLO | PE1CD | | 317.60 | | | 177.77 | | | | | |
| | | Physical Collocation, Cable Records, VG/DS0 Cable, per each 100 pair | | | CLO | PE1CO | | 4.48 | | | 5.30 | | | | | |

| COLLOCATION - Georgia | | | | | | | | | | Attachment: 4 Exh B | | | | | | |
|---|---------------|--|-------------|------|---|-------|-----------|--------------|-------|-------------------------|---|---|--|--|---|---|
| CATEGORY | RATE ELEMENTS | | Interi m | Zone | BCS | USOC | RATES(\$) | | | | Svc Order Submitted Elec per LSR | Svc Order Submitted Manually per LSR | Incremental Charge - Manual Svc Order vs. Electronic- 1st | Incremental Charge - Manual Svc Order vs. Electronic- Add'l | Incremental Charge - Manual Svc Order vs. Electronic- Disc 1st | Incremental Charge - Manual Svc Order vs. Electronic- Disc Add'l |
| | | | | | | | Rec | Nonrecurring | | Nonrecurring Disconnect | | OSS Rates(\$) | | | | |
| | | | | | | | | First | Add'l | First | Add'l | SOME C | SOMAN | SOMAN | SOMAN | SOMAN |
| | | Physical Collocation, Cable Records, DS1, per T1 TIE | | | CLO | PE1C1 | | 2.22 | | 2.63 | | | | | | |
| | | Physical Collocation, Cable Records, DS3, per T3 TIE | | | CLO | PE1C3 | | 7.76 | | 9.19 | | | | | | |
| | | Physical Collocation - Cable Records, Fiber Cable, per cable record (maximum 99 records) | | | CLO | PE1CB | | 83.45 | | 73.57 | | | | | | |
| | | Physical Collocation, Cable Records,CAT5/RJ45 | | | CLO | PE1C5 | | 2.22 | | 2.63 | | | | | | |
| | | Virtual to Physical | | | | | | | | | | | | | | |
| | | Physical Collocation - Virtual to Physical Collocation Relocation, per Voice Grade Circuit | | | CLO | PE1BV | | 33.00 | | | | | | | | |
| | | Physical Collocation - Virtual to Physical Collocation Relocation, per DSO Circuit | | | CLO | PE1BO | | 33.00 | | | | | | | | |
| | | Physical Collocation - Virtual to Physical Collocation Relocation, per DS1 Circuit | | | CLO | PE1B1 | | 52.00 | | | | | | | | |
| | | Physical Collocation - Virtual to Physical Collocation Relocation, per DS3 Circuit | | | CLO | PE1B3 | | 52.00 | | | | | | | | |
| | | Physical Collocation - Virtual to Physical Collocation In-Place, Per Voice Grade Circuit | | | CLO | PE1BR | | 22.59 | | | | | | | | |
| | | Physical Collocation Virtual to Physical Collocation In-Place, Per DSO Circuit | | | CLO | PE1BP | | 22.59 | | | | | | | | |
| | | Physical Collocation - Virtual to Physical Collocation In-Place, Per DS1 Circuit | | | CLO | PE1BS | | 32.85 | | | | | | | | |
| | | Physical Collocation - Virtual to Physical Collocation In-Place, per DS3 Circuit | | | CLO | PE1BE | | 32.85 | | | | | | | | |
| | | Entrance Cable | | | | | | | | | | | | | | |
| | | Physical Collocation - Fiber Cable Installation, Pricing, non-recurring charge, per Entrance Cable | | | CLO | PE1BD | | 736.93 | | 21.51 | | | | | | |
| | | Physical Collocation - Fiber Cable Support Structure, per Entrance Cable | | | CLO | PE1PM | 7.21 | | | | | | | | | |
| | | Physical Collocation, Entrance Cable Support Structure, Copper, per each 100 pairs or fraction thereof (CO Manhole to Collocation Space) | | | CLO | PE1EE | 0.2629 | | | | | | | | | |
| | | Physical Collocation, Entrance Cable Installation, Copper, per Cable (CO Manhole to Collocation Space) | | | CLO | PE1EF | | 755.15 | | 21.51 | | | | | | |
| | | Physical Collocation, Entrance Cable Installation, Copper, per each 100 pairs or fraction thereof (CO Manhole to Collocation Space) | | | CLO | PE1EG | | 9.12 | | | | | | | | |
| | | Physical Collocation - Fiber Entrance Cable Installation, per Fiber | | | CLO | PE1ED | | 3.90 | | | | | | | | |
| VIRTUAL COLLOCATION | | | | | | | | | | | | | | | | |
| | Application | | | | | | | | | | | | | | | |
| | | Virtual Collocation - Application Fee | | | AMTFS | EAF | | 609.52 | | 0.59 | | | | | | |
| | | Virtual Collocation - Co-Carrier Cross Connects/Direct Connect, Application Fee, per application | | | AMTFS | VE1CA | | 583.18 | | | | | | | | |
| | | Virtual Collocation Administrative Only - Application Fee | | | AMTFS | VE1AF | | 609.52 | | | | | | | | |
| Space Preparation | | | | | | | | | | | | | | | | |
| | | Virtual Collocation - Floor Space, per sq. ft. | | | AMTFS | ESPVX | 4.52 | | | | | | | | | |
| Power | | | | | | | | | | | | | | | | |
| | | Virtual Collocation - Power, per fused amp | | | AMTFS | ESPAX | 4.78 | | | | | | | | | |
| Cross Connects (Cross Connects, Co-Carrier Cross Connects, and Ports) | | | | | | | | | | | | | | | | |
| | | Virtual Collocation - 2-wire cross-connect, loop, provisioning | | | UEANL, UEA, UDN, UAL, UHL, UCL, UEQ, UNCVX, UNCDX, UNCNCX | UEAC2 | 0.0188 | | | | | | | | | |
| | | Virtual Collocation - 4-wire cross-connect, loop, provisioning | | | UEA, UHL, UCL, UDL, UNCVX, UNCDX | UEAC4 | 0.0375 | | | | | | | | | |

| COLLOCATION - Georgia | | | | | | | | | | | Attachment: 4 Exh B | | | | | | |
|--|---------------|--|---------|------|--|-------|-----------|--------------|--------|-------------------------|----------------------------------|--------------------------------------|--|--|---|---|-------|
| CATEGORY | RATE ELEMENTS | | Interim | Zone | BCS | USOC | RATES(\$) | | | | Svc Order Submitted Elec per LSR | Svc Order Submitted Manually per LSR | Incremental Charge - Manual Svc Order vs. Electronic-1st | Incremental Charge - Manual Svc Order vs. Electronic-Add'l | Incremental Charge - Manual Svc Order vs. Electronic-Disc 1st | Incremental Charge - Manual Svc Order vs. Electronic-Disc Add'l | |
| | | | | | | | Rec | Nonrecurring | | Nonrecurring Disconnect | | OSS Rates(\$) | | | | | |
| | | | | | | | | First | Add'l | First | Add'l | SOME C | SOMAN | SOMAN | SOMAN | SOMAN | SOMAN |
| | | Virtual collocation - Special Access & UNE, cross-connect per DS1 | | | ULR, UXTD1, UNC1X, ULDD1, U1TD1, USLEL, UNLD1, USL, UEPEX, UEPDX | CNC1X | 0.3726 | | | | | | | | | | |
| | | Virtual collocation - Special Access & UNE, cross-connect per DS3 | | | USL, UE3, U1TD3, UXTS1, UXTD3, UNC3X, UNCSX, ULDD3, U1TS1, ULDS1, UDLSX, UNLD3 | CND3X | 4.06 | | | | | | | | | | |
| | | Virtual Collocation - 2-Fiber Cross Connects | | | UDL12, UDLO3, U1T48, U1T12, U1TO3, ULDO3, ULD12, ULD48, UDF | CNC2F | 1.73 | | | | | | | | | | |
| | | Virtual Collocation - 4-Fiber Cross Connects | | | UDL12, UDLO3, U1T48, U1T12, U1TO3, ULDO3, ULD12, ULD48, UDF | CNC4F | 3.45 | | | | | | | | | | |
| | | Virtual Collocation - Co-Carrier Cross Connects/Direct Connect - Fiber Cable Support Structure, per linear foot, per cable | | | AMTFS | VE1CB | 0.001 | | | | | | | | | | |
| | | Virtual Collocation - Co-Carrier Cross Connects/Direct Connect - Copper/Coax Cable Support Structure, per linear foot, per cable | | | AMTFS | VE1CD | 0.0015 | | | | | | | | | | |
| | | Virtual Collocation 2-Wire Cross Connect, Port | | | UEPSX, UEPSB, UEPSE, UEPSP, UEPSR, UEP2C | VE1R2 | 0.0188 | | | | | | | | | | |
| | | Virtual Collocation 4-Wire Cross Connect, Port | | | UEPDD, UEPEX | VE1R4 | 0.0375 | | | | | | | | | | |
| CFA | | Virtual Collocation - CFA Information Resend Request, per Premises, per Arrangement, per request | | | AMTFS | VE1QR | | 77.42 | | | | | | | | | |
| Cable Records - Note: The rates in the First & Additional columns will actually be billed as "Initial I" & "Subsequent S" respectively | | | | | | | | | | | | | | | | | |
| | | Virtual Collocation Cable Records - per request | | | AMTFS | VE1BA | | 743.65 | 478.06 | 125.75 | | | | | | | |
| | | Virtual Collocation Cable Records - VG/DS0 Cable, per cable record | | | AMTFS | VE1BB | | 317.60 | | 177.77 | | | | | | | |
| | | Virtual Collocation Cable Records - VG/DS0 Cable, per each 100 pair | | | AMTFS | VE1BC | | 4.48 | | 5.30 | | | | | | | |
| | | Virtual Collocation Cable Records - DS1, per T1TIE | | | AMTFS | VE1BD | | 2.22 | | 2.63 | | | | | | | |
| | | Virtual Collocation Cable Records - DS3, per T3TIE | | | AMTFS | VE1BE | | 7.76 | | 9.19 | | | | | | | |
| | | Virtual Collocation Cable Records - Fiber Cable, per 99 fiber records | | | AMTFS | VE1BF | | 83.45 | | 73.57 | | | | | | | |
| | | Virtual Collocation Cable Records - CAT 5/RJ45 | | | AMTFS | VE1B5 | | 2.22 | | 2.63 | | | | | | | |
| Security | | | | | | | | | | | | | | | | | |
| | | Virtual collocation - Security escort, basic time, normally scheduled work hours | | | AMTFS | SPTBX | | 16.52 | 10.83 | | | | | | | | |
| | | Virtual collocation - Security escort, overtime, outside of normally scheduled work hours on a normal working day | | | AMTFS | SPTOX | | 21.92 | 14.19 | | | | | | | | |
| | | Virtual collocation - Security escort, premium time, outside of a scheduled work day | | | AMTFS | SPTPX | | 27.31 | 17.55 | | | | | | | | |
| Maintenance | | | | | | | | | | | | | | | | | |
| | | Virtual collocation - Maintenance in CO - Basic, per half hour | | | AMTFS | CTRLX | | 26.54 | 10.83 | | | | | | | | |
| | | Virtual collocation - Maintenance in CO - Overtime, per half hour | | | AMTFS | SPTOM | | 35.44 | 14.19 | | | | | | | | |
| | | Virtual collocation - Maintenance in CO - Premium per half hour | | | AMTFS | SPTPM | | 44.34 | 17.55 | | | | | | | | |
| Entrance Cable | | | | | | | | | | | | | | | | | |

| COLLOCATION - Georgia | | | | | | | | | | | Attachment: 4 Exh B | | | | | | |
|---|--|--|-------------|------|----------------------------------|-------|-----------|--------------|----------|-------------------------|---|---|--|--|---|---|-------|
| CATEGORY | | RATE ELEMENTS | Interi m | Zone | BCS | USOC | RATES(\$) | | | | Svc Order Submitted Elec per LSR | Svc Order Submitted Manually per LSR | Incremental Charge - Manual Svc Order vs. Electronic- 1st | Incremental Charge - Manual Svc Order vs. Electronic- Add'l | Incremental Charge - Manual Svc Order vs. Electronic- Disc 1st | Incremental Charge - Manual Svc Order vs. Electronic- Disc Add'l | |
| | | | | | | | Rec | Nonrecurring | | Nonrecurring Disconnect | | OSS Rates(\$) | | | | | |
| | | | | | | | | First | Add'l | First | Add'l | SOMEc | SOMAN | SOMAN | SOMAN | SOMAN | SOMAN |
| | | Virtual Collocation - Cable Installation Charge, per cable | | | AMTFS | ESPCX | | | 736.93 | | 21.51 | | | | | | |
| | | Virtual Collocation - Cable Support Structure, per cable | | | AMTFS | ESPSX | 7.57 | | | | | | | | | | |
| | | Virtual Collocation, Entrance Cable Support Structure, Copper, per each 100 pairs or fraction thereof (CO Manhole to Frame) | | | AMTFS | VE1EE | 0.23 | | | | | | | | | | |
| | | Virtual Collocation, Entrance Cable Installation, Copper, per Cable (CO Manhole to Frame) | | | AMTFS | VE1EF | | | 755.15 | | 21.51 | | | | | | |
| | | Virtual Collocation, Entrance Cable Installation, Copper, per each 100 pairs or fraction thereof (CO Manhole to Frame) | | | AMTFS | VE1EG | | | 9.12 | | | | | | | | |
| COLLOCATION IN THE REMOTE SITE | | | | | | | | | | | | | | | | | |
| | | Physical Remote Site Collocation | | | | | | | | | | | | | | | |
| | | Physical Collocation in the Remote Site - Application Fee | | | CLORS | PE1RA | | | 300.61 | | 132.62 | | | | | | |
| | | Cabinet Space in the Remote Site per Bay/ Rack | | | CLORS | PE1RB | 143.23 | | | | | | | | | | |
| | | Physical Collocation in the Remote Site - Security Access - Key | | | CLORS | PE1RD | | | 13.20 | | | | | | | | |
| | | Physical Collocation in the Remote Site - Space Availability Report per Premises Requested | | | CLORS | PE1SR | | | 109.94 | | | | | | | | |
| | | Physical Collocation in the Remote Site - Remote Site CLLI Code Request, per CLLI Code Requested | | | CLORS | PE1RE | | | 36.04 | | | | | | | | |
| | | Remote Site DLEC Data (BRSD), per Compact Disk, per CO | | | CLORS | PE1RR | | | 116.64 | | | | | | | | |
| | | Physical Collocation - Security Escort for Basic Time - normally scheduled work, per half hour | | | CLORS | PE1BT | | | 16.52 | | 10.83 | | | | | | |
| | | Physical Collocation - Security Escort for Overtime - outside of normally scheduled working hours on a scheduled work day, per half hour | | | CLORS | PE1OT | | | 21.92 | | 14.19 | | | | | | |
| | | Physical Collocation - Security Escort for Premium Time - outside of scheduled work day, per half hour | | | CLORS | PE1PT | | | 27.31 | | 17.55 | | | | | | |
| | | Adjacent Remote Site Collocation | | | | | | | | | | | | | | | |
| | | Remote Site-Adjacent Collocation-Application Fee | | | CLORS | PE1RU | | | 755.62 | | 755.62 | | | | | | |
| | | Remote Site-Adjacent Collocation - Real Estate, per square foot | | | CLORS | PE1RT | 0.134 | | | | | | | | | | |
| | | Remote Site-Adjacent Collocation - AC Power, per breaker amp | | | CLORS | PE1RS | 6.27 | | | | | | | | | | |
| NOTE: If Security Escort and/or Add'l Engineering Fees become necessary for adjacent remote site collocation, the Parties will negotiate appropriate rates. | | | | | | | | | | | | | | | | | |
| | | Virtual Remote Site Collocation | | | | | | | | | | | | | | | |
| | | Virtual Collocation in the Remote Site - Application Fee | | | VE1RS | VE1RB | | | 300.61 | | 132.62 | | | | | | |
| | | Virtual Collocation in the Remote Site - Per Bay/Rack of Space | | | VE1RS | VE1RC | 143.23 | | | | | | | | | | |
| | | Virtual Collocation in the Remote Site - Space Availability Report per Premises requested | | | VE1RS | VE1RR | | | 109.94 | | | | | | | | |
| | | Virtual Collocation in the Remote Site - Remote Site CLLI Code Request, per CLLI Code Requested | | | VE1RS | VE1RL | | | 36.04 | | | | | | | | |
| ADJACENT COLLOCATION | | | | | | | | | | | | | | | | | |
| | | Adjacent Collocation - Space Charge per Sq. Ft. | | | CLOAC | PE1JA | 0.164 | | | | | | | | | | |
| | | Adjacent Collocation - Electrical Facility Charge per Linear Ft. | | | CLOAC | PE1JC | 4.01 | | | | | | | | | | |
| | | Adjacent Collocation - 2-Wire Cross-Connects | | | UEANL,UEQ,UEA,UCL, UAL, UHL, UDN | PE1JE | 0.0172 | | | | | | | | | | |
| | | Adjacent Collocation - 4-Wire Cross-Connects | | | UEA,UHL,UDL,UCL | PE1JF | 0.0344 | | | | | | | | | | |
| | | Adjacent Collocation - DS1 Cross-Connects | | | USL | PE1JG | 0.3608 | | | | | | | | | | |
| | | Adjacent Collocation - DS3 Cross-Connects | | | UE3 | PE1JH | 4.73 | | | | | | | | | | |
| | | Adjacent Collocation - 2-Fiber Cross-Connect | | | CLOAC | PE1JJ | 1.66 | | | | | | | | | | |
| | | Adjacent Collocation - 4-Fiber Cross-Connect | | | CLOAC | PE1JK | 3.24 | | | | | | | | | | |
| | | Adjacent Collocation - Application Fee | | | CLOAC | PE1JB | | | 1,382.19 | | 0.50 | | | | | | |
| | | Adjacent Collocation - 120V, Single Phase Standby Power Rate per AC Breaker Amp | | | CLOAC | PE1JL | 5.14 | | | | | | | | | | |
| | | Adjacent Collocation - 240V, Single Phase Standby Power Rate per AC Breaker Amp | | | CLOAC | PE1JM | 10.30 | | | | | | | | | | |

| COLLOCATION - Georgia | | | | | | | | | | | | Attachment: 4 Exh B | | | |
|--|--|---------|------|-------|-------|-----------|--------------|-------|-------------------------|----------------------------------|--------------------------------------|--|--|---|---|
| CATEGORY | RATE ELEMENTS | Interim | Zone | BCS | USOC | RATES(\$) | | | | Svc Order Submitted Elec per LSR | Svc Order Submitted Manually per LSR | Incremental Charge - Manual Svc Order vs. Electronic-1st | Incremental Charge - Manual Svc Order vs. Electronic-Add'l | Incremental Charge - Manual Svc Order vs. Electronic-Disc 1st | Incremental Charge - Manual Svc Order vs. Electronic-Disc Add'l |
| | | | | | | | | | | | | | | | |
| | | | | | | Rec | Nonrecurring | | Nonrecurring Disconnect | | OSS Rates(\$) | | | | |
| | | | | | | | First | Add'l | First | Add'l | SOME C | SOMAN | SOMAN | SOMAN | SOMAN |
| | Adjacent Collocation - 120V, Three Phase Standby Power Rate per AC Breaker Amp | | | CLOAC | PE1JN | 15.44 | | | | | | | | | |
| | Adjacent Collocation - 277V, Three Phase Standby Power Rate per AC Breaker Amp | | | CLOAC | PE1JO | 35.65 | | | | | | | | | |
| | Adjacent Collocation - 240V, Three Phase Standby Power Rate per AC Breaker Amp | | | CLOAC | PE1JD | 35.65 | | | | | | | | | |
| Note: Rates displaying an "I" in Interim column are interim as a result of a Commission order. | | | | | | | | | | | | | | | |

| COLLOCATION - Kentucky | | | | | | | | | | | Attachment: 4 Exh B | | | | | | |
|------------------------|---|---|---------|------|--|-------|-----------|--------------|-------|-------------------------|----------------------------------|--------------------------------------|--|--|---|---|-------|
| CATEGORY | RATE ELEMENTS | | Interim | Zone | BCS | USOC | RATES(\$) | | | | Svc Order Submitted Elec per LSR | Svc Order Submitted Manually per LSR | Incremental Charge - Manual Svc Order vs. Electronic-1st | Incremental Charge - Manual Svc Order vs. Electronic-Add'l | Incremental Charge - Manual Svc Order vs. Electronic-Disc 1st | Incremental Charge - Manual Svc Order vs. Electronic-Disc Add'l | |
| | | | | | | | Rec | Nonrecurring | | Nonrecurring Disconnect | | OSS Rates(\$) | | | | | |
| | | | | | | | | First | Add'l | First | Add'l | SOME C | SOMAN | SOMAN | SOMAN | SOMAN | SOMAN |
| PHYSICAL COLLOCATION | | | | | | | | | | | | | | | | | |
| | Application | | | | | | | | | | | | | | | | |
| | | Physical Collocation - Initial Application Fee | | | CLO | PE1BA | | 3,773.54 | | 1.01 | | | | | | | |
| | | Physical Collocation - Subsequent Application Fee | | | CLO | PE1CA | | 3,145.35 | | 1.01 | | | | | | | |
| | | Physical Collocation - Co-Carrier Cross Connects/Direct Connect, Application Fee, per application | | | CLO | PE1DT | | 584.20 | | | | | | | | | |
| | | Physical Collocation Administrative Only - Application Fee | | | CLO | PE1BL | | 742.12 | | | | | | | | | |
| | | Physical Collocation - Application Cost, Simple Augment | | | CLO | PE1KS | | 594.98 | | 1.21 | | | | | | | |
| | | Physical Collocation - Application Cost, Minor Augment | | | CLO | PE1KM | | 834.26 | | 1.21 | | | | | | | |
| | | Physical Collocation - Application Cost, Intermediate Augment | | | CLO | PE1K1 | | 1,059.00 | | 1.21 | | | | | | | |
| | | Physical Collocation - Application Cost - Major Augment | | | CLO | PE1KJ | | 2,412.00 | | 1.21 | | | | | | | |
| | Space Preparation | | | | | | | | | | | | | | | | |
| | | Physical Collocation - Floor Space, per sq feet | | | CLO | PE1PJ | | 7.99 | | | | | | | | | |
| | | Physical Collocation - Space Enclosure, welded wire, first 50 square feet | | | CLO | PE1BX | | 166.83 | | | | | | | | | |
| | | Physical Collocation - Space enclosure, welded wire, first 100 square feet | | | CLO | PE1BW | | 184.97 | | | | | | | | | |
| | | Physical Collocation - Space enclosure, welded wire, each additional 50 square feet | | | CLO | PE1CW | | 18.14 | | | | | | | | | |
| | | Physical Collocation - Space Preparation - C.O. Modification per square ft. | | | CLO | PE1SK | | 2.32 | | | | | | | | | |
| | | Physical Collocation - Space Preparation, Common Systems Modifications-Cageless, per square foot | | | CLO | PE1SL | | 3.26 | | | | | | | | | |
| | | Physical Collocation - Space Preparation - Common Systems Modifications-Caged, per cage | | | CLO | PE1SM | | 110.57 | | | | | | | | | |
| | | Physical Collocation - Space Preparation - Firm Order Processing | | | CLO | PE1SJ | | 1,206.07 | | | | | | | | | |
| | | Physical Collocation - Space Availability Report, per Central Office Requested | | | CLO | PE1SR | | 2,158.67 | | | | | | | | | |
| | Power | | | | | | | | | | | | | | | | |
| | | Physical Collocation - Power, -48V DC Power - per Fused Amp Requested | | | CLO | PE1PL | | 8.06 | | | | | | | | | |
| | | Physical Collocation - Power, 120V AC Power, Single Phase, per Breaker Amp | | | CLO | PE1FB | | 5.44 | | | | | | | | | |
| | | Physical Collocation - Power, 240V AC Power, Single Phase, per Breaker Amp | | | CLO | PE1FD | | 10.88 | | | | | | | | | |
| | | Physical Collocation - Power, 120V AC Power, Three Phase, per Breaker Amp | | | CLO | PE1FE | | 16.32 | | | | | | | | | |
| | | Physical Collocation - Power, 277V AC Power, Three Phase, per Breaker Amp | | | CLO | PE1FG | | 37.68 | | | | | | | | | |
| | Cross Connects (Cross Connects, Co-Carrier Cross Connects, and Ports) | | | | | | | | | | | | | | | | |
| | | | | | UEANL,UEQ, UNCNX, UEA, UCL, UAL, UHL, UDN, UNCVX | | | | | | | | | | | | |
| | | Physical Collocation - 2-wire cross-connect, loop, provisioning | | | | PE1P2 | | 0.0333 | 24.68 | 23.68 | 12.14 | 10.95 | | | | | |
| | | Physical Collocation - 4-wire cross-connect, loop, provisioning | | | | PE1P4 | | 0.0665 | 24.88 | 23.82 | 12.77 | 11.46 | | | | | |
| | | | | | WDS1L, WDS1S, UXTD1, ULDD1, USLEL, UNLD1, U1TD1, UNC1X, UEPSR, UEPSB, UEPSE, UEPS, UEL, UEPEX, UEPDX | | | | | | | | | | | | |
| | | Physical Collocation -DS1 Cross-Connect for Physical Collocation, provisioning | | | | PE1P1 | | 1.48 | 44.23 | 31.98 | 12.81 | 11.57 | | | | | |

COLLOCATION - Kentucky

| CATEGORY | RATE ELEMENTS | Interi m | Zone | BCS | USOC | RATES(\$) | | | | Svc Order Submitted Elec per LSR | Svc Order Submitted Manually per LSR | Incremental Charge - Manual Svc Order vs. Electronic- 1st | Incremental Charge - Manual Svc Order vs. Electronic- Add'l | Incremental Charge - Manual Svc Order vs. Electronic- Disc 1st | Incremental Charge - Manual Svc Order vs. Electronic- Disc Add'l |
|---------------------|--|-------------|------|--|-------|-----------|--------------|-------|-------------------------|---|---|--|--|---|---|
| | | | | | | Rec | Nonrecurring | | Nonrecurring Disconnect | | OSS Rates(\$) | | | | |
| | | | | | | | First | Add'l | First | Add'l | SOMEc | SOMAN | SOMAN | SOMAN | SOMAN |
| | Physical Collocation - Cable Records, Fiber Cable, per cable record (maximum 99 records) | | | CLO | PE1CB | | 169.63 | | 154.85 | | | | | | |
| | Physical Collocation, Cable Records,CAT5/RJ45 | | | CLO | PE1C5 | | 4.52 | | 5.54 | | | | | | |
| | Virtual to Physical | | | | | | | | | | | | | | |
| | Physical Collocation - Virtual to Physical Collocation Relocation, per Voice Grade Circuit | | | CLO | PE1BV | | 33.00 | | | | | | | | |
| | Physical Collocation - Virtual to Physical Collocation Relocation, per DSO Circuit | | | CLO | PE1BO | | 33.00 | | | | | | | | |
| | Physical Collocation - Virtual to Physical Collocation Relocation, per DS1 Circuit | | | CLO | PE1B1 | | 52.00 | | | | | | | | |
| | Physical Collocation - Virtual to Physical Collocation Relocation, per DS3 Circuit | | | CLO | PE1B3 | | 52.00 | | | | | | | | |
| | Physical Collocation - Virtual to Physical Collocation In-Place, Per Voice Grade Circuit | | | CLO | PE1BR | | 22.49 | | | | | | | | |
| | Physical Collocation Virtual to Physical Collocation In-Place, Per DSO Circuit | | | CLO | PE1BP | | 22.49 | | | | | | | | |
| | Physical Collocation - Virtual to Physical Collocation In-Place, Per DS1 Circuit | | | CLO | PE1BS | | 32.71 | | | | | | | | |
| | Physical Collocation - Virtual to Physical Collocation In-Place, per DS3 Circuit | | | CLO | PE1BE | | 32.71 | | | | | | | | |
| | Entrance Cable | | | | | | | | | | | | | | |
| | Physical Collocation - Fiber Cable Installation, Pricing, non-recurring charge, per Entrance Cable | | | CLO | PE1BD | | 1,729.11 | | 45.16 | | | | | | |
| | Physical Collocation - Fiber Cable Support Structure, per Entrance Cable | | | CLO | PE1PM | 19.86 | | | | | | | | | |
| | Physical Collocation - Fiber Entrance Cable Installation, per Fiber | | | CLO | PE1ED | | 7.75 | | | | | | | | |
| VIRTUAL COLLOCATION | | | | | | | | | | | | | | | |
| | Application | | | | | | | | | | | | | | |
| | Virtual Collocation - Application Fee | | | AMTFS | EAF | | 2,419.86 | | 1.01 | | | | | | |
| | Virtual Collocation - Co-Carrier Cross Connects/Direct Connect, Application Fee, per application | | | AMTFS | VE1CA | | 584.20 | | | | | | | | |
| | Virtual Collocation Administrative Only - Application Fee | | | AMTFS | VE1AF | | 742.12 | | | | | | | | |
| | Space Preparation | | | | | | | | | | | | | | |
| | Virtual Collocation - Floor Space, per sq. ft. | | | AMTFS | ESPVX | 7.99 | | | | | | | | | |
| | Power | | | | | | | | | | | | | | |
| | Virtual Collocation - Power, per fused amp | | | AMTFS | ESPAX | 8.06 | | | | | | | | | |
| | Cross Connects (Cross Connects, Co-Carrier Cross Connects, and Ports) | | | | | | | | | | | | | | |
| | Virtual Collocation - 2-wire cross-connect, loop, provisioning | | | UEANL, UEA, UDN, UAL, UHL, UCL, UEQ, UNCVX, UNCDX, UNCNCX | UEAC2 | 0.0309 | 24.68 | 23.68 | 12.14 | 10.95 | | | | | |
| | Virtual Collocation - 4-wire cross-connect, loop, provisioning | | | UEA, UHL, UCL, UDL, UNCVX, UNCDX | UEAC4 | 0.0619 | 24.88 | 23.82 | 12.77 | 11.46 | | | | | |
| | Virtual collocation - Special Access & UNE, cross-connect per DS1 | | | ULR, UXTD1, UNC1X, ULDD1, U1TD1, USLEL, UNLD1, USL, UEPEX, UEPDX | CNC1X | 1.48 | 44.23 | 31.98 | 12.81 | 11.57 | | | | | |
| | Virtual collocation - Special Access & UNE, cross-connect per DS3 | | | USL, UE3, U1TD3, UXTS1, UXTD3, UNC3X, UNCSX, ULDD3, U1TS1, ULDS1, UDLSX, UNLD3 | CND3X | 18.89 | 41.93 | 30.51 | 14.75 | 11.83 | | | | | |

| COLLOCATION - Kentucky | | | | | | | | | | | Attachment: 4 Exh B | | | | | |
|--|--|---------|------|---|-------|-----------|--------------|--------|-------------------------|----------------------------------|--------------------------------------|--|--|---|---|-------|
| CATEGORY | RATE ELEMENTS | Interim | Zone | BCS | USOC | RATES(\$) | | | | Svc Order Submitted Elec per LSR | Svc Order Submitted Manually per LSR | Incremental Charge - Manual Svc Order vs. Electronic-1st | Incremental Charge - Manual Svc Order vs. Electronic-Add'l | Incremental Charge - Manual Svc Order vs. Electronic-Disc 1st | Incremental Charge - Manual Svc Order vs. Electronic-Disc Add'l | |
| | | | | | | Rec | Nonrecurring | | Nonrecurring Disconnect | | OSS Rates(\$) | | | | | |
| | | | | | | | First | Add'l | First | Add'l | SOMEc | SOMAN | SOMAN | SOMAN | SOMAN | SOMAN |
| | Virtual Collocation - 2-Fiber Cross Connects | | | UDL12, UDLO3, U1T48, U1T12, U1TO3, ULDO3, ULD12, ULD48, UDF | CNC2F | 3.80 | 41.94 | 30.51 | 14.76 | 11.84 | | | | | | |
| | Virtual Collocation - 4-Fiber Cross Connects | | | UDL12, UDLO3, U1T48, U1T12, U1TO3, ULDO3, ULD12, ULD48, UDF | CNC4F | 7.59 | 51.29 | 39.87 | 19.41 | 16.49 | | | | | | |
| | Virtual Collocation - Co-Carrier Cross Connects/Direct Connect - Fiber Cable Support Structure, per linear foot, per cable | | | AMTFS | VE1CB | 0.0012 | | | | | | | | | | |
| | Virtual Collocation - Co-Carrier Cross Connects/Direct Connect - Copper/Coax Cable Support Structure, per linear foot, per cable | | | AMTFS | VE1CD | 0.0018 | | | | | | | | | | |
| | Virtual Collocation 2-Wire Cross Connect, Port | | | UEPSX, UEPSB, UEPSE, UEPSP, UEPSP, UEP2C | VE1R2 | 0.0309 | 24.68 | 23.68 | 12.14 | 10.95 | | | | | | |
| | Virtual Collocation 4-Wire Cross Connect, Port | | | UEPDD, UEPEX | VE1R4 | 0.0619 | 24.88 | 23.82 | 12.77 | 11.46 | | | | | | |
| CFA | | | | | | | | | | | | | | | | |
| | Virtual Collocation - CFA Information Resend Request, per Premises, per Arrangement, per request | | | AMTFS | VE1QR | | 77.55 | | | | | | | | | |
| Cable Records - Note: The rates in the First & Additional columns will actually be billed as "Initial I" & "Subsequent S" respectively | | | | | | | | | | | | | | | | |
| | Virtual Collocation Cable Records - per request | | | AMTFS | VE1BA | | 1,524.45 | 980.01 | 267.02 | | | | | | | |
| | Virtual Collocation Cable Records - VG/DS0 Cable, per cable record | | | AMTFS | VE1BB | | 656.37 | | 379.70 | | | | | | | |
| | Virtual Collocation Cable Records - VG/DS0 Cable, per each 100 pair | | | AMTFS | VE1BC | | 9.65 | | 11.84 | | | | | | | |
| | Virtual Collocation Cable Records -DS1, per T1TIE | | | AMTFS | VE1BD | | 4.52 | | 5.54 | | | | | | | |
| | Virtual Collocation Cable Records - DS3, per T3TIE | | | AMTFS | VE1BE | | 15.81 | | 19.39 | | | | | | | |
| | Virtual Collocation Cable Records - Fiber Cable, per 99 fiber records | | | AMTFS | VE1BF | | 169.63 | | 154.85 | | | | | | | |
| | Virtual Collocation Cable Records - CAT 5/RJ45 | | | AMTFS | VE1B5 | | 4.52 | | 5.54 | | | | | | | |
| Security | | | | | | | | | | | | | | | | |
| | Virtual collocation - Security escort, basic time, normally scheduled work hours | | | AMTFS | SPTBX | | 33.98 | 21.53 | | | | | | | | |
| | Virtual collocation - Security escort, overtime, outside of normally scheduled work hours on a normal working day | | | AMTFS | SPTOX | | 44.26 | 27.81 | | | | | | | | |
| | Virtual collocation - Security escort, premium time, outside of a scheduled work day | | | AMTFS | SPTPX | | 54.54 | 34.09 | | | | | | | | |
| Maintenance | | | | | | | | | | | | | | | | |
| | Virtual collocation - Maintenance in CO - Basic, per half hour | | | AMTFS | CTRLX | | 56.07 | 21.53 | | | | | | | | |
| | Virtual collocation - Maintenance in CO - Overtime, per half hour | | | AMTFS | SPTOM | | 73.23 | 27.81 | | | | | | | | |
| | Virtual collocation - Maintenance in CO - Premium per half hour | | | AMTFS | SPTPM | | 90.39 | 34.09 | | | | | | | | |
| Entrance Cable | | | | | | | | | | | | | | | | |
| | Virtual Collocation - Cable Installation Charge, per cable | | | AMTFS | ESPCX | | 1,729.11 | | 45.16 | | | | | | | |
| | Virtual Collocation - Cable Support Structure, per cable | | | AMTFS | ESPSX | 17.38 | | | | | | | | | | |
| COLLOCATION IN THE REMOTE SITE | | | | | | | | | | | | | | | | |
| Physical Remote Site Collocation | | | | | | | | | | | | | | | | |
| | Physical Collocation in the Remote Site - Application Fee | | | CLORS | PE1RA | | 617.78 | | 338.89 | | | | | | | |
| | Cabinet Space in the Remote Site per Bay/ Rack | | | CLORS | PE1RB | 219.67 | | | | | | | | | | |
| | Physical Collocation in the Remote Site - Security Access - Key | | | CLORS | PE1RD | | 26.29 | | | | | | | | | |
| | Physical Collocation in the Remote Site - Space Availability Report per Premises Requested | | | CLORS | PE1SR | | 232.64 | | | | | | | | | |

COLLOCATION - Kentucky

| CATEGORY | RATE ELEMENTS | Interim | Zone | BCS | USOC | RATES(\$) | | | | Svc Order Submitted Elec per LSR | Svc Order Submitted Manually per LSR | Incremental Charge - Manual Svc Order vs. Electronic-1st | Incremental Charge - Manual Svc Order vs. Electronic-Add'l | Incremental Charge - Manual Svc Order vs. Electronic-Disc 1st | Incremental Charge - Manual Svc Order vs. Electronic-Disc Add'l |
|---|--|---------|------|----------------------------------|-------|-----------|--------------|--------|-------------------------|----------------------------------|--------------------------------------|--|--|---|---|
| | | | | | | Rec | Nonrecurring | | Nonrecurring Disconnect | | OSS Rates(\$) | | | | |
| | | | | | | | First | Add'l | First | Add'l | SOMEc | SOMAN | SOMAN | SOMAN | SOMAN |
| | Physical Collocation in the Remote Site - Remote Site CLLI Code Request, per CLLI Code Requested | | | CLORS | PE1RE | | 75.40 | | | | | | | | |
| | Remote Site DLEC Data (BRSDD), per Compact Disk, per CO | | | CLORS | PE1RR | | 233.42 | | | | | | | | |
| | Physical Collocation - Security Escort for Basic Time - normally scheduled work, per half hour | | | CLORS | PE1BT | | 33.98 | 21.53 | | | | | | | |
| | Physical Collocation - Security Escort for Overtime - outside of normally scheduled working hours on a scheduled work day, per half hour | | | CLORS | PE1OT | | 44.26 | 27.81 | | | | | | | |
| | Physical Collocation - Security Escort for Premium Time - outside of scheduled work day, per half hour | | | CLORS | PE1PT | | 54.54 | 34.09 | | | | | | | |
| | Adjacent Remote Site Collocation | | | | | | | | | | | | | | |
| | Remote Site-Adjacent Collocation-Application Fee | | | CLORS | PE1RU | | 755.62 | 755.62 | | | | | | | |
| | Remote Site-Adjacent Collocation - Real Estate, per square foot | | | CLORS | PE1RT | 0.134 | | | | | | | | | |
| | Remote Site-Adjacent Collocation - AC Power, per breaker amp | | | CLORS | PE1RS | 6.27 | | | | | | | | | |
| NOTE: If Security Escort and/or Add'l Engineering Fees become necessary for adjacent remote site collocation, the Parties will negotiate appropriate rates. | | | | | | | | | | | | | | | |
| | Virtual Remote Site Collocation | | | | | | | | | | | | | | |
| | Virtual Collocation in the Remote Site - Application Fee | | | VE1RS | VE1RB | | 617.78 | | 338.89 | | | | | | |
| | Virtual Collocation in the Remote Site - Per Bay/Rack of Space | | | VE1RS | VE1RC | 219.67 | | | | | | | | | |
| | Virtual Collocation in the Remote Site - Space Availability Report per Premises requested | | | VE1RS | VE1RR | | 232.64 | | | | | | | | |
| | Virtual Collocation in the Remote Site - Remote Site CLLI Code Request, per CLLI Code Requested | | | VE1RS | VE1RL | | 75.40 | | | | | | | | |
| ADJACENT COLLOCATION | | | | | | | | | | | | | | | |
| | Adjacent Collocation - Space Charge per Sq. Ft. | | | CLOAC | PE1JA | 0.0173 | | | | | | | | | |
| | Adjacent Collocation - Electrical Facility Charge per Linear Ft. | | | CLOAC | PE1JC | 5.35 | | | | | | | | | |
| | | | | UEANL,UEQ,UEA,UCL, UAL, UHL, UDN | PE1JE | 0.0258 | 24.68 | 23.68 | 12.14 | 10.95 | | | | | |
| | Adjacent Collocation - 2-Wire Cross-Connects | | | UEA,UHL,UDL,UCL | PE1JF | 0.0515 | 24.88 | 23.82 | 12.77 | 11.46 | | | | | |
| | Adjacent Collocation - DS1 Cross-Connects | | | USL | PE1JG | 1.37 | 44.23 | 31.98 | 12.81 | 11.57 | | | | | |
| | Adjacent Collocation - DS3 Cross-Connects | | | UE3 | PE1JH | 18.61 | 41.93 | 30.51 | 14.75 | 11.83 | | | | | |
| | Adjacent Collocation - 2-Fiber Cross-Connect | | | CLOAC | PE1JJ | 3.15 | 41.93 | 30.51 | 14.76 | 11.84 | | | | | |
| | Adjacent Collocation - 4-Fiber Cross-Connect | | | CLOAC | PE1JK | 6.02 | 51.29 | 39.87 | 19.41 | 16.49 | | | | | |
| | Adjacent Collocation - Application Fee | | | CLOAC | PE1JB | | 3,165.50 | | | | | | | | |
| | Adjacent Collocation - 120V, Single Phase Standby Power Rate per AC Breaker Amp | | | CLOAC | PE1JL | 5.44 | | | | | | | | | |
| | Adjacent Collocation - 240V, Single Phase Standby Power Rate per AC Breaker Amp | | | CLOAC | PE1JM | 10.88 | | | | | | | | | |
| | Adjacent Collocation - 120V, Three Phase Standby Power Rate per AC Breaker Amp | | | CLOAC | PE1JN | 16.32 | | | | | | | | | |
| | Adjacent Collocation - 277V, Three Phase Standby Power Rate per AC Breaker Amp | | | CLOAC | PE1JO | 37.68 | | | | | | | | | |
| Note: Rates displaying an "I" in Interim column are interim as a result of a Commission order. | | | | | | | | | | | | | | | |

| COLLOCATION - Louisiana | | | | | | | | | | | Attachment: 4 Exh B | | | | | |
|---|---|---------|------|--|-------|-----------|--------------|-------|-------------------------|----------------------------------|--------------------------------------|--|--|---|---|---------------|
| CATEGORY | RATE ELEMENTS | Interim | Zone | BCS | USOC | RATES(\$) | | | | Svc Order Submitted Elec per LSR | Svc Order Submitted Manually per LSR | Incremental Charge - Manual Svc Order vs. Electronic-1st | Incremental Charge - Manual Svc Order vs. Electronic-Add'l | Incremental Charge - Manual Svc Order vs. Electronic-Disc 1st | Incremental Charge - Manual Svc Order vs. Electronic-Disc Add'l | |
| | | | | | | Rec | Nonrecurring | | Nonrecurring Disconnect | | | | | | | OSS Rates(\$) |
| | | | | | | | First | Add'l | First | Add'l | SOME C | SOMAN | SOMAN | SOMAN | SOMAN | SOMAN |
| PHYSICAL COLLOCATION | | | | | | | | | | | | | | | | |
| | Application | | | | | | | | | | | | | | | |
| | Physical Collocation - Initial Application Fee | | | CLO | PE1BA | | 1,837.24 | | | | | | | | | |
| | Physical Collocation - Subsequent Application Fee | | | CLO | PE1CA | | 1,533.41 | | | | | | | | | |
| | Physical Collocation - Co-Carrier Cross Connects/Direct Connect, Application Fee, per application | | | CLO | PE1DT | | 583.30 | | | | | | | | | |
| | Physical Collocation Administrative Only - Application Fee | | | CLO | PE1BL | | 741.97 | | | | | | | | | |
| | Physical Collocation - Application Cost, Simple Augment | | | CLO | PE1KS | | 596.35 | | 1.22 | | | | | | | |
| | Physical Collocation - Application Cost, Minor Augment | | | CLO | PE1KM | | 836.18 | | 1.22 | | | | | | | |
| | Physical Collocation - Application Cost, Intermediate Augment | | | CLO | PE1K1 | | 1,061.00 | | 1.22 | | | | | | | |
| | Physical Collocation - Application Cost - Major Augment | | | CLO | PE1KJ | | 2,418.00 | | 1.22 | | | | | | | |
| | Space Preparation | | | | | | | | | | | | | | | |
| | Physical Collocation - Floor Space, per sq feet | | | CLO | PE1PJ | 5.30 | | | | | | | | | | |
| | Physical Collocation - Space Enclosure, welded wire, first 50 square feet | | | CLO | PE1BX | 166.40 | | | | | | | | | | |
| | Physical Collocation - Space enclosure, welded wire, first 100 square feet | | | CLO | PE1BW | 184.50 | | | | | | | | | | |
| | Physical Collocation - Space enclosure, welded wire, each additional 50 square feet | | | CLO | PE1CW | 18.10 | | | | | | | | | | |
| | Physical Collocation - Space Preparation - C.O. Modification per square ft. | | | CLO | PE1SK | 2.31 | | | | | | | | | | |
| | Physical Collocation - Space Preparation, Common Systems Modifications-Cageless, per square foot | | | CLO | PE1SL | 2.70 | | | | | | | | | | |
| | Physical Collocation - Space Preparation - Common Systems Modifications-Caged, per cage | | | CLO | PE1SM | 91.60 | | | | | | | | | | |
| | Physical Collocation - Space Preparation - Firm Order Processing | | | CLO | PE1SJ | | 583.33 | | | | | | | | | |
| | Physical Collocation - Space Availability Report, per Central Office Requested | | | CLO | PE1SR | | 1,044.07 | | | | | | | | | |
| | Power | | | | | | | | | | | | | | | |
| | Physical Collocation - Power, -48V DC Power - per Fused Amp Requested | | | CLO | PE1PL | 8.32 | | | | | | | | | | |
| | Physical Collocation - Power, 120V AC Power, Single Phase, per Breaker Amp | | | CLO | PE1FB | 5.45 | | | | | | | | | | |
| | Physical Collocation - Power, 240V AC Power, Single Phase, per Breaker Amp | | | CLO | PE1FD | 10.92 | | | | | | | | | | |
| | Physical Collocation - Power, 120V AC Power, Three Phase, per Breaker Amp | | | CLO | PE1FE | 16.37 | | | | | | | | | | |
| | Physical Collocation - Power, 277V AC Power, Three Phase, per Breaker Amp | | | CLO | PE1FG | 37.80 | | | | | | | | | | |
| Cross Connects (Cross Connects, Co-Carrier Cross Connects, and Ports) | | | | | | | | | | | | | | | | |
| | | | | UEANL,UEQ, UNCNX, UEA, UCL, UAL, UHL, UDN, UNCVX | | | | | | | | | | | | |
| | Physical Collocation - 2-wire cross-connect, loop, provisioning | | | | PE1P2 | 0.0318 | 11.94 | 11.46 | | | | | | | | |
| | Physical Collocation - 4-wire cross-connect, loop, provisioning | | | UEA, UHL, UNCVX, UNCDX, UCL, UDL | PE1P4 | 0.0636 | 12.04 | 11.53 | | | | | | | | |
| | | | | WDS1L, WDS1S, UXTD1, ULDD1, USLEL, UNLD1, U1TD1, UNC1X, UEPSR, UEPSB, UEPSE, UEPS, USL, UEPEX, UEPDX | | | | | | | | | | | | |
| | Physical Collocation -DS1 Cross-Connect for Physical Collocation, provisioning | | | | PE1P1 | 1.04 | 21.39 | 15.47 | | | | | | | | |

COLLOCATION - Louisiana

| CATEGORY | RATE ELEMENTS | Interi m | Zone | BCS | USOC | RATES(\$) | | | | Svc Order Submitted Elec per LSR | Svc Order Submitted Manually per LSR | Incremental Charge - Manual Svc Order vs. Electronic- 1st | Incremental Charge - Manual Svc Order vs. Electronic- Add'l | Incremental Charge - Manual Svc Order vs. Electronic- Disc 1st | Incremental Charge - Manual Svc Order vs. Electronic- Disc Add'l | |
|----------|--|-------------|------|---|-------|-----------|--------------|-------|-------------------------|---|---|--|--|---|---|-------|
| | | | | | | Rec | Nonrecurring | | Nonrecurring Disconnect | | OSS Rates(\$) | | | | | |
| | | | | | | | First | Add'l | First | Add'l | SOMEc | SOMAN | SOMAN | SOMAN | SOMAN | SOMAN |
| | Physical Collocation - DS3 Cross-Connect, provisioning | | | UE3, U1TD3, UXTD3, UXTS1, UNC3X, UNCSX, ULDD3, U1TS1, ULDS1, UNLD3, UEPEX, UEPDX, UEPSR, UEPSB, UEPSE, UEPSP | PE1P3 | 13.21 | 20.28 | 14.76 | | | | | | | | |
| | Physical Collocation - 2-Fiber Cross-Connect | | | CLO, ULDO3, ULD12, ULD48, U1TO3, U1T12, U1T48, UDLO3, UDL12, UDF | PE1F2 | 2.62 | 20.28 | 14.76 | | | | | | | | |
| | Physical Collocation - 4-Fiber Cross-Connect | | | ULDO3, ULD12, ULD48, U1TO3, U1T12, U1T48, UDLO3, UDL12, UDF, UDFCX | PE1F4 | 4.65 | 24.81 | 19.29 | | | | | | | | |
| | Physical Collocation - Co-Carrier Cross Connects/Direct Connect - Fiber Cable Support Structure, per linear foot, per cable. | | | CLO | PE1ES | 0.001 | | | | | | | | | | |
| | Physical Collocation - Co-Carrier Cross Connect/Direct Connect - Copper/Coax Cable Support Structure, per linear foot, per cable. | | | CLO | PE1DS | 0.0015 | | | | | | | | | | |
| | Physical Collocation 2-Wire Cross Connect, Port | | | UEPSR, UEPSP, UEPSE, UEPSB, UEPSX, UEP2C | PE1R2 | 0.0318 | 11.94 | 11.46 | | | | | | | | |
| | Physical Collocation 4-Wire Cross Connect, Port | | | UEPEX, UEPDD | PE1R4 | 0.0636 | 12.04 | 11.53 | | | | | | | | |
| | Security | | | | | | | | | | | | | | | |
| | Physical Collocation - Security Escort for Basic Time - normally scheduled work, per half hour | | | CLO | PE1BT | | 16.44 | 10.42 | | | | | | | | |
| | Physical Collocation - Security Escort for Overtime - outside of normally scheduled working hours on a scheduled work day, per half hour | | | CLO | PE1OT | | 21.41 | 13.45 | | | | | | | | |
| | Physical Collocation - Security Escort for Premium Time - outside of scheduled work day, per half hour | | | CLO | PE1PT | | 26.38 | 16.49 | | | | | | | | |
| | Physical Collocation - Security Access System - Security System per Central Office, per Sq. Ft. | | | CLO | PE1AY | 0.0224 | | | | | | | | | | |
| | Physical Collocation -Security Access System - New Card Activation, per Card Activation (First), per State | | | CLO | PE1A1 | 0.0579 | 27.50 | | | | | | | | | |
| | Physical Collocation-Security Access System-Administrative Change, existing Access Card, per Request, per State, per Card | | | CLO | PE1AA | | 7.74 | | | | | | | | | |
| | Physical Collocation - Security Access System - Replace Lost or Stolen Card, per Card | | | CLO | PE1AR | | 22.64 | | | | | | | | | |
| | Physical Collocation - Security Access - Initial Key, per Key | | | CLO | PE1AK | | 13.01 | | | | | | | | | |
| | Physical Collocation - Security Access - Key, Replace Lost or Stolen Key, per Key | | | CLO | PE1AL | | 13.01 | | | | | | | | | |
| | CFA | | | | | | | | | | | | | | | |
| | Physical Collocation - CFA Information Resend Request, per premises, per arrangement, per request | | | CLO | PE1C9 | | 77.43 | | | | | | | | | |
| | Cable Records | | | | | | | | | | | | | | | |
| | Recurring Collocation Cable Records - per request | | | CLO | PE1CU | 10.97 | | | | | | | | | | |
| | Recurring Collocation Cable Records - VG/DS0 Cable, per cable record | | | CLO | PE1CE | 5.29 | | | | | | | | | | |
| | Recurring Collocation Cable Records - VG/DS0 Cable, per each 100 pair | | | CLO | PE1CT | 0.08 | | | | | | | | | | |
| | Recurring Collocation Cable Records - DS1, per T1TIE | | | CLO | PE1C2 | 0.04 | | | | | | | | | | |
| | Recurring Collocation Cable Records - DS3, per T3TIE | | | CLO | PE1C4 | 0.13 | | | | | | | | | | |

COLLOCATION - Louisiana

| CATEGORY | | RATE ELEMENTS | Interi m | Zone | BCS | USOC | RATES(\$) | | | | Svc Order Submitted Elec per LSR | Svc Order Submitted Manually per LSR | Incremental Charge - Manual Svc Order vs. Electronic- 1st | Incremental Charge - Manual Svc Order vs. Electronic- Add'l | Incremental Charge - Manual Svc Order vs. Electronic- Disc 1st | Incremental Charge - Manual Svc Order vs. Electronic- Disc Add'l | |
|---------------------|---|--|-------------|------|--|-------|-----------|--------------|-------|-------------------------|---|---|--|--|---|---|-------|
| | | | | | | | Rec | Nonrecurring | | Nonrecurring Disconnect | | OSS Rates(\$) | | | | | |
| | | | | | | | | First | Add'l | First | Add'l | SOME C | SOMAN | SOMAN | SOMAN | SOMAN | SOMAN |
| | | Recurring Collocation Cable Records - Fiber Cable, per 99 fiber records | | | CLO | PE1CG | 1.37 | | | | | | | | | | |
| | | Physical Collocation, Cable Records,CAT5/RJ45 | | | CLO | PE1C6 | 0.04 | | | | | | | | | | |
| | Virtual to Physical | | | | | | | | | | | | | | | | |
| | | Physical Collocation - Virtual to Physical Collocation Relocation, per Voice Grade Circuit | | | CLO | PE1BV | | 33.00 | | | | | | | | | |
| | | Physical Collocation - Virtual to Physical Collocation Relocation, per DSO Circuit | | | CLO | PE1BO | | 33.00 | | | | | | | | | |
| | | Physical Collocation - Virtual to Physical Collocation Relocation, per DS1 Circuit | | | CLO | PE1B1 | | 52.00 | | | | | | | | | |
| | | Physical Collocation - Virtual to Physical Collocation Relocation, per DS3 Circuit | | | CLO | PE1B3 | | 52.00 | | | | | | | | | |
| | | Physical Collocation - Virtual to Physical Collocation In-Place, Per Voice Grade Circuit | | | CLO | PE1BR | | 22.52 | | | | | | | | | |
| | | Physical Collocation Virtual to Physical Collocation In-Place, Per DSO Circuit | | | CLO | PE1BP | | 22.52 | | | | | | | | | |
| | | Physical Collocation - Virtual to Physical Collocation In-Place, Per DS1 Circuit | | | CLO | PE1BS | | 32.74 | | | | | | | | | |
| | | Physical Collocation - Virtual to Physical Collocation In-Place, per DS3 Circuit | | | CLO | PE1BE | | 32.74 | | | | | | | | | |
| | Entrance Cable | | | | | | | | | | | | | | | | |
| | | Physical Collocation - Fiber Cable Installation, Pricing, non-recurring charge, per Entrance Cable | | | CLO | PE1BD | | 841.54 | | | | | | | | | |
| | | Physical Collocation - Fiber Cable Support Structure, per Entrance Cable | | | CLO | PE1PM | 18.31 | | | | | | | | | | |
| | | Physical Collocation - Fiber Entrance Cable Installation, per Fiber | | | CLO | PE1ED | | 3.88 | | | | | | | | | |
| VIRTUAL COLLOCATION | | | | | | | | | | | | | | | | | |
| | Application | | | | | | | | | | | | | | | | |
| | | Virtual Collocation - Application Fee | | | AMTFS | EAF | | 1,770.40 | | | | | | | | | |
| | | Virtual Collocation - Co-Carrier Cross Connects/Direct Connect, Application Fee, per application | | | AMTFS | VE1CA | | 583.30 | | | | | | | | | |
| | | Virtual Collocation Administrative Only - Application Fee | | | AMTFS | VE1AF | | 741.97 | | | | | | | | | |
| | Space Preparation | | | | | | | | | | | | | | | | |
| | | Virtual Collocation - Floor Space, per sq. ft. | | | AMTFS | ESPVX | 3.20 | | | | | | | | | | |
| | Power | | | | | | | | | | | | | | | | |
| | | Virtual Collocation - Power, per fused amp | | | AMTFS | ESPAX | 8.32 | | | | | | | | | | |
| | Cross Connects (Cross Connects, Co-Carrier Cross Connects, and Ports) | | | | | | | | | | | | | | | | |
| | | Virtual Collocation - 2-wire cross-connect, loop, provisioning | | | UEANL, UEA, UDN, UAL, UHL, UCL, UEQ, UNCVX, UNCDX, UNCNCX | UEAC2 | 0.0296 | 11.94 | 11.46 | | | | | | | | |
| | | Virtual Collocation - 4-wire cross-connect, loop, provisioning | | | UEA, UHL, UCL, UDL, UNCVX, UNCDX | UEAC4 | 0.0591 | 12.04 | 11.53 | | | | | | | | |
| | | Virtual collocation - Special Access & UNE, cross-connect per DS1 | | | ULR, UXTD1, UNC1X, ULDD1, U1TD1, USLEL, UNLD1, USL, UEPEX, UEPDX | CNC1X | 1.04 | 21.39 | 15.47 | | | | | | | | |
| | | Virtual collocation - Special Access & UNE, cross-connect per DS3 | | | USL, UE3, U1TD3, UXTS1, UXTD3, UNC3X, UNCSX, ULDD3, U1TS1, ULDS1, UDLSX, UNLD3 | CND3X | 13.21 | 20.28 | 14.76 | | | | | | | | |

| COLLOCATION - Louisiana | | | | | | | | | | | Attachment: 4 Exh B | | | | | |
|----------------------------------|--|---------|------|---|-------|-----------|--------------|-------|-------------------------|----------------------------------|--------------------------------------|--|--|---|---|-------|
| CATEGORY | RATE ELEMENTS | Interim | Zone | BCS | USOC | RATES(\$) | | | | Svc Order Submitted Elec per LSR | Svc Order Submitted Manually per LSR | Incremental Charge - Manual Svc Order vs. Electronic-1st | Incremental Charge - Manual Svc Order vs. Electronic-Add'l | Incremental Charge - Manual Svc Order vs. Electronic-Disc 1st | Incremental Charge - Manual Svc Order vs. Electronic-Disc Add'l | |
| | | | | | | Rec | Nonrecurring | | Nonrecurring Disconnect | | OSS Rates(\$) | | | | | |
| | | | | | | | First | Add'l | First | Add'l | SOMEc | SOMAN | SOMAN | SOMAN | SOMAN | SOMAN |
| | Virtual Collocation - 2-Fiber Cross Connects | | | UDL12, UDLO3, U1T48, U1T12, U1TO3, ULDO3, ULD12, ULD48, UDF | CNC2F | 2.65 | 20.29 | 14.76 | | | | | | | | |
| | Virtual Collocation - 4-Fiber Cross Connects | | | UDL12, UDLO3, U1T48, U1T12, U1TO3, ULDO3, ULD12, ULD48, UDF | CNC4F | 5.31 | 24.81 | 19.29 | | | | | | | | |
| | Virtual Collocation - Co-Carrier Cross Connects/Direct Connect - Fiber Cable Support Structure, per linear foot, per cable | | | AMTFS | VE1CB | 0.001 | | | | | | | | | | |
| | Virtual Collocation - Co-Carrier Cross Connects/Direct Connect - Copper/Coax Cable Support Structure, per linear foot, per cable | | | AMTFS | VE1CD | 0.0015 | | | | | | | | | | |
| | Virtual Collocation 2-Wire Cross Connect, Port | | | UEPSX, UEPSB, UEPSE, UEPSP, UEPSP, UEP2C | VE1R2 | 0.0296 | 11.94 | 11.46 | | | | | | | | |
| | Virtual Collocation 4-Wire Cross Connect, Port | | | UEPDD, UEPEX | VE1R4 | 0.0591 | 12.04 | 11.53 | | | | | | | | |
| CFA | Virtual Collocation - CFA Information Resend Request, per Premises, per Arrangement, per request | | | AMTFS | VE1QR | | 77.43 | | | | | | | | | |
| Cable Records | | | | | | | | | | | | | | | | |
| | Virtual Collocation Cable Records - per request(LA only) | | | AMTFS | VE1BG | 10.97 | | | | | | | | | | |
| | Virtual Collocation Cable Records - VG/DS0 Cable, per cable record(LA only) | | | AMTFS | VE1BH | 5.29 | | | | | | | | | | |
| | Virtual Collocation Cable Records - VG/DS0 Cable, per each 100 pair(LA only) | | | AMTFS | VE1BJ | 0.08 | | | | | | | | | | |
| | Virtual Collocation Cable Records - DS1, per T1TIE(LA only) | | | AMTFS | VE1BK | 0.04 | | | | | | | | | | |
| | Virtual Collocation Cable Records - DS3, per T3TIE(LA only) | | | AMTFS | VE1BL | 0.13 | | | | | | | | | | |
| | Virtual Collocation Cable Records - Fiber Cable, per 99 fiber records(LA only) | | | AMTFS | VE1BM | 1.37 | | | | | | | | | | |
| | Virtual Collocation Cable Records - CAT 5/RJ45 (LA only) | | | AMTFS | VE1B6 | 0.04 | | | | | | | | | | |
| Security | | | | | | | | | | | | | | | | |
| | Virtual collocation - Security escort, basic time, normally scheduled work hours | | | AMTFS | SPTBX | | 16.44 | 10.42 | | | | | | | | |
| | Virtual collocation - Security escort, overtime, outside of normally scheduled work hours on a normal working day | | | AMTFS | SPTOX | | 21.41 | 13.45 | | | | | | | | |
| | Virtual collocation - Security escort, premium time, outside of a scheduled work day | | | AMTFS | SPTPX | | 26.38 | 16.49 | | | | | | | | |
| Maintenance | | | | | | | | | | | | | | | | |
| | Virtual collocation - Maintenance in CO - Basic, per half hour | | | AMTFS | CTRLX | | 27.12 | 10.42 | | | | | | | | |
| | Virtual collocation - Maintenance in CO - Overtime, per half hour | | | AMTFS | SPTOM | | 35.42 | 13.45 | | | | | | | | |
| | Virtual collocation - Maintenance in CO - Premium per half hour | | | AMTFS | SPTPM | | 43.72 | 16.49 | | | | | | | | |
| Entrance Cable | | | | | | | | | | | | | | | | |
| | Virtual Collocation - Cable Installation Charge, per cable | | | AMTFS | ESPCX | | 841.54 | | | | | | | | | |
| | Virtual Collocation - Cable Support Structure, per cable | | | AMTFS | ESPSX | 16.02 | | | | | | | | | | |
| COLLOCATION IN THE REMOTE SITE | | | | | | | | | | | | | | | | |
| Physical Remote Site Collocation | | | | | | | | | | | | | | | | |
| | Physical Collocation in the Remote Site - Application Fee | | | CLORS | PE1RA | | 298.80 | | | | | | | | | |
| | Cabinet Space in the Remote Site per Bay/ Rack | | | CLORS | PE1RB | 225.39 | | | | | | | | | | |
| | Physical Collocation in the Remote Site - Security Access - Key | | | CLORS | PE1RD | | 13.01 | | | | | | | | | |
| | Physical Collocation in the Remote Site - Space Availability Report per Premises Requested | | | CLORS | PE1SR | | 112.52 | | | | | | | | | |

COLLOCATION - Louisiana

| CATEGORY | RATE ELEMENTS | Interim | Zone | BCS | USOC | RATES(\$) | | | | Svc Order Submitted Elec per LSR | Svc Order Submitted Manually per LSR | Incremental Charge - Manual Svc Order vs. Electronic-1st | Incremental Charge - Manual Svc Order vs. Electronic-Add'l | Incremental Charge - Manual Svc Order vs. Electronic-Disc 1st | Incremental Charge - Manual Svc Order vs. Electronic-Disc Add'l | |
|---|--|---------|------|----------------------------------|-------|-----------|--------------|--------|-------------------------|----------------------------------|--------------------------------------|--|--|---|---|-------|
| | | | | | | Rec | Nonrecurring | | Nonrecurring Disconnect | | OSS Rates(\$) | | | | | |
| | | | | | | | First | Add'l | First | Add'l | SOMEc | SOMAN | SOMAN | SOMAN | SOMAN | SOMAN |
| | Physical Collocation in the Remote Site - Remote Site CLLI Code Request, per CLLI Code Requested | | | CLORS | PE1RE | | 36.47 | | | | | | | | | |
| | Remote Site DLEC Data (BRSDD), per Compact Disk, per CO | | | CLORS | PE1RR | | 233.21 | | | | | | | | | |
| | Physical Collocation - Security Escort for Basic Time - normally scheduled work, per half hour | | | CLORS | PE1BT | | 16.44 | 10.42 | | | | | | | | |
| | Physical Collocation - Security Escort for Overtime - outside of normally scheduled working hours on a scheduled work day, per half hour | | | CLORS | PE1OT | | 21.41 | 13.45 | | | | | | | | |
| | Physical Collocation - Security Escort for Premium Time - outside of scheduled work day, per half hour | | | CLORS | PE1PT | | 26.38 | 16.49 | | | | | | | | |
| | Adjacent Remote Site Collocation | | | | | | | | | | | | | | | |
| | Remote Site-Adjacent Collocation-Application Fee | | | CLORS | PE1RU | | 755.62 | 755.62 | | | | | | | | |
| | Remote Site-Adjacent Collocation - Real Estate, per square foot | | | CLORS | PE1RT | 0.134 | | | | | | | | | | |
| | Remote Site-Adjacent Collocation - AC Power, per breaker amp | | | CLORS | PE1RS | 6.27 | | | | | | | | | | |
| NOTE: If Security Escort and/or Add'l Engineering Fees become necessary for adjacent remote site collocation, the Parties will negotiate appropriate rates. | | | | | | | | | | | | | | | | |
| | Virtual Remote Site Collocation | | | | | | | | | | | | | | | |
| | Virtual Collocation in the Remote Site - Application Fee | | | VE1RS | VE1RB | | 614.73 | | 336.08 | | | | | | | |
| | Virtual Collocation in the Remote Site - Per Bay/Rack of Space | | | VE1RS | VE1RC | 257.01 | | | | | | | | | | |
| | Virtual Collocation in the Remote Site - Space Availability Report per Premises requested | | | VE1RS | VE1RR | | 231.49 | | | | | | | | | |
| | Virtual Collocation in the Remote Site - Remote Site CLLI Code Request, per CLLI Code Requested | | | VE1RS | VE1RL | | 75.02 | | | | | | | | | |
| ADJACENT COLLOCATION | | | | | | | | | | | | | | | | |
| | Adjacent Collocation - Space Charge per Sq. Ft. | | | CLOAC | PE1JA | 0.0552 | | | | | | | | | | |
| | Adjacent Collocation - Electrical Facility Charge per Linear Ft. | | | CLOAC | PE1JC | 5.61 | | | | | | | | | | |
| | | | | | | | | | | | | | | | | |
| | Adjacent Collocation - 2-Wire Cross-Connects | | | UEANL,UEQ,UEA,UCL, UAL, UHL, UDN | PE1JE | 0.0245 | 11.94 | 11.46 | | | | | | | | |
| | Adjacent Collocation - 4-Wire Cross-Connects | | | UEA,UHL,UDL,UCL | PE1JF | 0.0491 | 12.04 | 11.53 | | | | | | | | |
| | Adjacent Collocation - DS1 Cross-Connects | | | USL | PE1JG | 0.9605 | 21.39 | 15.47 | | | | | | | | |
| | Adjacent Collocation - DS3 Cross-Connects | | | UE3 | PE1JH | 13.01 | 20.28 | 14.76 | | | | | | | | |
| | Adjacent Collocation - 2-Fiber Cross-Connect | | | CLOAC | PE1JJ | 2.20 | 20.28 | 14.76 | | | | | | | | |
| | Adjacent Collocation - 4-Fiber Cross-Connect | | | CLOAC | PE1JK | 4.21 | 24.81 | 19.29 | | | | | | | | |
| | Adjacent Collocation - Application Fee | | | CLOAC | PE1JB | | 1,543.20 | | | | | | | | | |
| | Adjacent Collocation - 120V, Single Phase Standby Power Rate per AC Breaker Amp | | | CLOAC | PE1JL | 5.45 | | | | | | | | | | |
| | Adjacent Collocation - 240V, Single Phase Standby Power Rate per AC Breaker Amp | | | CLOAC | PE1JM | 10.92 | | | | | | | | | | |
| | Adjacent Collocation - 120V, Three Phase Standby Power Rate per AC Breaker Amp | | | CLOAC | PE1JN | 16.37 | | | | | | | | | | |
| | Adjacent Collocation - 277V, Three Phase Standby Power Rate per AC Breaker Amp | | | CLOAC | PE1JO | 37.80 | | | | | | | | | | |
| Note: Rates displaying an "I" in Interim column are interim as a result of a Commission order. | | | | | | | | | | | | | | | | |

| COLLOCATION - Mississippi | | | | | | | | | | | Attachment: 4 Exh B | | | | | | | | | |
|---------------------------|---|---|--|--|--|---------|------|---|-------|-----------|---------------------|-------|-------------------------|-------|----------------------------------|--------------------------------------|--|--|---|---|
| CATEGORY | RATE ELEMENTS | | | | | Interim | Zone | BCS | USOC | RATES(\$) | | | | | Svc Order Submitted Elec per LSR | Svc Order Submitted Manually per LSR | Incremental Charge - Manual Svc Order vs. Electronic-1st | Incremental Charge - Manual Svc Order vs. Electronic-Add'l | Incremental Charge - Manual Svc Order vs. Electronic-Disc 1st | Incremental Charge - Manual Svc Order vs. Electronic-Disc Add'l |
| | | | | | | | | | | Rec | Nonrecurring | | Nonrecurring Disconnect | | OSS Rates(\$) | | | | | |
| | | | | | | | | | | | First | Add'l | First | Add'l | SOMEc | SOMAN | SOMAN | SOMAN | SOMAN | SOMAN |
| PHYSICAL COLLOCATION | | | | | | | | | | | | | | | | | | | | |
| | Application | | | | | | | | | | | | | | | | | | | |
| | | Physical Collocation - Initial Application Fee | | | | | | CLO | PE1BA | | 1,890.38 | | | | | | | | | |
| | | Physical Collocation - Subsequent Application Fee | | | | | | CLO | PE1CA | | 1,575.69 | | | | | | | | | |
| | | Physical Collocation - Co-Carrier Cross Connects/Direct Connect, Application Fee, per application | | | | | | CLO | PE1DT | | 583.13 | | | | | | | | | |
| | | Physical Collocation Administrative Only - Application Fee | | | | | | CLO | PE1BL | | 740.76 | | | | | | | | | |
| | | Physical Collocation - Application Cost, Simple Augment | | | | | | CLO | PE1KS | | 597.34 | | | 1.22 | | | | | | |
| | | Physical Collocation - Application Cost, Minor Augment | | | | | | CLO | PE1KM | | 837.57 | | | 1.22 | | | | | | |
| | | Physical Collocation - Application Cost, Intermediate Augment | | | | | | CLO | PE1K1 | | 1,063.00 | | | 1.22 | | | | | | |
| | | Physical Collocation - Application Cost - Major Augment | | | | | | CLO | PE1KJ | | 2,422.00 | | | 1.22 | | | | | | |
| | Space Preparation | | | | | | | | | | | | | | | | | | | |
| | | Physical Collocation - Floor Space, per sq feet | | | | | | CLO | PE1PJ | 5.74 | | | | | | | | | | |
| | | Physical Collocation - Space Enclosure, welded wire, first 50 square feet | | | | | | CLO | PE1BX | 165.23 | | | | | | | | | | |
| | | Physical Collocation - Space enclosure, welded wire, first 100 square feet | | | | | | CLO | PE1BW | 183.20 | | | | | | | | | | |
| | | Physical Collocation - Space enclosure, welded wire, each additional 50 square feet | | | | | | CLO | PE1CW | 17.97 | | | | | | | | | | |
| | | Physical Collocation - Space Preparation - C.O. Modification per square ft. | | | | | | CLO | PE1SK | 2.30 | | | | | | | | | | |
| | | Physical Collocation - Space Preparation, Common Systems Modifications-Cageless, per square foot | | | | | | CLO | PE1SL | 2.52 | | | | | | | | | | |
| | | Physical Collocation - Space Preparation - Common Systems Modifications-Caged, per cage | | | | | | CLO | PE1SM | 85.67 | | | | | | | | | | |
| | | Physical Collocation - Space Preparation - Firm Order Processing | | | | | | CLO | PE1SJ | 604.19 | | | | | | | | | | |
| | | Physical Collocation - Space Availability Report, per Central Office Requested | | | | | | CLO | PE1SR | 1,081.40 | | | | | | | | | | |
| | Power | | | | | | | | | | | | | | | | | | | |
| | | Physical Collocation - Power, -48V DC Power - per Fused Amp Requested | | | | | | CLO | PE1PL | 7.33 | | | | | | | | | | |
| | | Physical Collocation - Power, 120V AC Power, Single Phase, per Breaker Amp | | | | | | CLO | PE1FB | 5.29 | | | | | | | | | | |
| | | Physical Collocation - Power, 240V AC Power, Single Phase, per Breaker Amp | | | | | | CLO | PE1FD | 10.58 | | | | | | | | | | |
| | | Physical Collocation - Power, 120V AC Power, Three Phase, per Breaker Amp | | | | | | CLO | PE1FE | 15.87 | | | | | | | | | | |
| | | Physical Collocation - Power, 277V AC Power, Three Phase, per Breaker Amp | | | | | | CLO | PE1FG | 36.65 | | | | | | | | | | |
| | Cross Connects (Cross Connects, Co-Carrier Cross Connects, and Ports) | | | | | | | | | | | | | | | | | | | |
| | | Physical Collocation - 2-wire cross-connect, loop, provisioning | | | | | | UEANL,UEQ, UNCNX, UEA, UCL, UAL, UHL, UDN, UNCVX | PE1P2 | 0.0288 | 12.37 | 11.87 | 6.04 | 5.45 | | | | | | |
| | | Physical Collocation - 4-wire cross-connect, loop, provisioning | | | | | | UEA, UHL, UNCVX, UNCDX, UCL, UDL | PE1P4 | 0.0576 | 12.47 | 11.94 | 6.59 | 5.91 | | | | | | |
| | | Physical Collocation -DS1 Cross-Connect for Physical Collocation, provisioning | | | | | | WDS1L, WDS1S, UXTD1, ULDD1, USLEL, UNLD1, U1TD1, UNC1X, UEPSR, UEPSB, UEPSE, UEPSP, USL, UEPEX, UEPDX | PE1P1 | 1.14 | 22.16 | 16.02 | 6.60 | 5.97 | | | | | | |

| COLLOCATION - Mississippi | | | | | | | | | | | Attachment: 4 Exh B | | | | | |
|---------------------------|--|---------|------|--|-------|-----------|--------------|-------|-------------------------|-------|----------------------------------|--------------------------------------|--|--|---|---|
| CATEGORY | RATE ELEMENTS | Interim | Zone | BCS | USOC | RATES(\$) | | | | | Svc Order Submitted Elec per LSR | Svc Order Submitted Manually per LSR | Incremental Charge - Manual Svc Order vs. Electronic-1st | Incremental Charge - Manual Svc Order vs. Electronic-Add'l | Incremental Charge - Manual Svc Order vs. Electronic-Disc 1st | Incremental Charge - Manual Svc Order vs. Electronic-Disc Add'l |
| | | | | | | Rec | Nonrecurring | | Nonrecurring Disconnect | | OSS Rates(\$) | | | | | |
| | | | | | | | First | Add'l | First | Add'l | SOME C | SOMAN | SOMAN | SOMAN | SOMAN | SOMAN |
| | Physical Collocation - Cable Records, Fiber Cable, per cable record (maximum 99 records) | | | CLO | PE1CB | | 84.98 | | 77.58 | | | | | | | |
| | Physical Collocation, Cable Records,CAT5/RJ45 | | | CLO | PE1C5 | | 2.27 | | 2.78 | | | | | | | |
| | Virtual to Physical | | | | | | | | | | | | | | | |
| | Physical Collocation - Virtual to Physical Collocation Relocation, per Voice Grade Circuit | | | CLO | PE1BV | | 33.00 | | | | | | | | | |
| | Physical Collocation - Virtual to Physical Collocation Relocation, per DSO Circuit | | | CLO | PE1BO | | 33.00 | | | | | | | | | |
| | Physical Collocation - Virtual to Physical Collocation Relocation, per DS1 Circuit | | | CLO | PE1B1 | | 52.00 | | | | | | | | | |
| | Physical Collocation - Virtual to Physical Collocation Relocation, per DS3 Circuit | | | CLO | PE1B3 | | 52.00 | | | | | | | | | |
| | Physical Collocation - Virtual to Physical Collocation In-Place, Per Voice Grade Circuit | | | CLO | PE1BR | | 22.54 | | | | | | | | | |
| | Physical Collocation Virtual to Physical Collocation In-Place, Per DSO Circuit | | | CLO | PE1BP | | 22.54 | | | | | | | | | |
| | Physical Collocation - Virtual to Physical Collocation In-Place, Per DS1 Circuit | | | CLO | PE1BS | | 32.78 | | | | | | | | | |
| | Physical Collocation - Virtual to Physical Collocation In-Place, per DS3 Circuit | | | CLO | PE1BE | | 32.78 | | | | | | | | | |
| | Entrance Cable | | | | | | | | | | | | | | | |
| | Physical Collocation - Fiber Cable Installation, Pricing, non-recurring charge, per Entrance Cable | | | CLO | PE1BD | | 926.27 | | 22.62 | | | | | | | |
| | Physical Collocation - Fiber Cable Support Structure, per Entrance Cable | | | CLO | PE1PM | 17.42 | | | | | | | | | | |
| | Physical Collocation - Fiber Entrance Cable Installation, per Fiber | | | CLO | PE1ED | | 3.89 | | | | | | | | | |
| VIRTUAL COLLOCATION | | | | | | | | | | | | | | | | |
| | Application | | | | | | | | | | | | | | | |
| | Virtual Collocation - Application Fee | | | AMTFS | EAF | | 1,212.25 | | 0.51 | | | | | | | |
| | Virtual Collocation - Co-Carrier Cross Connects/Direct Connect, Application Fee, per application | | | AMTFS | VE1CA | | 583.13 | | | | | | | | | |
| | Virtual Collocation Administrative Only - Application Fee | | | AMTFS | VE1AF | | 740.76 | | | | | | | | | |
| | Space Preparation | | | | | | | | | | | | | | | |
| | Virtual Collocation - Floor Space, per sq. ft. | | | AMTFS | ESPVX | 5.74 | | | | | | | | | | |
| | Power | | | | | | | | | | | | | | | |
| | Virtual Collocation - Power, per fused amp | | | AMTFS | ESPAX | 7.33 | | | | | | | | | | |
| | Cross Connects (Cross Connects, Co-Carrier Cross Connects, and Ports) | | | | | | | | | | | | | | | |
| | Virtual Collocation - 2-wire cross-connect, loop, provisioning | | | UEANL, UEA, UDN, UAL, UHL, UCL, UEQ, UNCVX, UNCDX, UNCNCX | UEAC2 | 0.0268 | 12.37 | 11.87 | 6.04 | 5.45 | | | | | | |
| | Virtual Collocation - 4-wire cross-connect, loop, provisioning | | | UEA, UHL, UCL, UDL, UNCVX, UNCDX | UEAC4 | 0.0536 | 12.47 | 11.94 | 6.59 | 5.91 | | | | | | |
| | Virtual Collocation - Special Access & UNE, cross-connect per DS1 | | | ULR, UXTD1, UNC1X, ULDD1, U1TD1, USLEL, UNLD1, USL, UEPEX, UEPDX | CNC1X | 1.14 | 22.16 | 16.02 | 6.60 | 5.97 | | | | | | |
| | Virtual collocation - Special Access & UNE, cross-connect per DS3 | | | USL, UE3, U1TD3, UXTS1, UXTD3, UNC3X, UNCSX, ULDD3, U1TS1, ULDS1, UDLSX, UNLD3 | CND3X | 14.49 | 21.01 | 15.29 | 7.61 | 6.10 | | | | | | |

| COLLOCATION - Mississippi | | | | | | | | | | | Attachment: 4 Exh B | | | | |
|--|--|---------|------|---|-------|-----------|--------------|--------|-------------------------|----------------------------------|--------------------------------------|--|--|---|---|
| CATEGORY | RATE ELEMENTS | Interim | Zone | BCS | USOC | RATES(\$) | | | | Svc Order Submitted Elec per LSR | Svc Order Submitted Manually per LSR | Incremental Charge - Manual Svc Order vs. Electronic-1st | Incremental Charge - Manual Svc Order vs. Electronic-Add'l | Incremental Charge - Manual Svc Order vs. Electronic-Disc 1st | Incremental Charge - Manual Svc Order vs. Electronic-Disc Add'l |
| | | | | | | Rec | Nonrecurring | | Nonrecurring Disconnect | | OSS Rates(\$) | | | | |
| | | | | | | | First | Add'l | First | Add'l | SOMEc | SOMAN | SOMAN | SOMAN | SOMAN |
| | Virtual Collocation - 2-Fiber Cross Connects | | | UDL12, UDLO3, U1T48, U1T12, U1TO3, ULDO3, ULD12, ULD48, UDF | CNC2F | 2.91 | 21.01 | 15.29 | 7.61 | 6.10 | | | | | |
| | Virtual Collocation - 4-Fiber Cross Connects | | | UDL12, UDLO3, U1T48, U1T12, U1TO3, ULDO3, ULD12, ULD48, UDF | CNC4F | 5.82 | 25.70 | 19.97 | 10.01 | 8.50 | | | | | |
| | Virtual Collocation - Co-Carrier Cross Connects/Direct Connect - Fiber Cable Support Structure, per linear foot, per cable | | | AMTFS | VE1CB | 0.001 | | | | | | | | | |
| | Virtual Collocation - Co-Carrier Cross Connects/Direct Connect - Copper/Coax Cable Support Structure, per linear foot, per cable | | | AMTFS | VE1CD | 0.0015 | | | | | | | | | |
| | Virtual Collocation 2-Wire Cross Connect, Port | | | UEPSX, UEPSB, UEPSE, UEPSP, UEPSP, UEP2C | VE1R2 | 0.0268 | 12.37 | 11.87 | 6.04 | 5.45 | | | | | |
| | Virtual Collocation 4-Wire Cross Connect, Port | | | UEPDD, UEPEX | VE1R4 | 0.0536 | 12.47 | 11.94 | 6.59 | 5.91 | | | | | |
| CFA | Virtual Collocation - CFA Information Resend Request, per Premises, per Arrangement, per request | | | AMTFS | VE1QR | | 77.41 | | | | | | | | |
| Cable Records - Note: The rates in the First & Additional columns will actually be billed as "Initial I" & "Subsequent S" respectively | | | | | | | | | | | | | | | |
| | Virtual Collocation Cable Records - per request | | | AMTFS | VE1BA | | 763.69 | 490.94 | 133.77 | | | | | | |
| | Virtual Collocation Cable Records - VG/DS0 Cable, per cable record | | | AMTFS | VE1BB | | 328.81 | | 190.22 | | | | | | |
| | Virtual Collocation Cable Records - VG/DS0 Cable, per each 100 pair | | | AMTFS | VE1BC | | 4.84 | | 5.93 | | | | | | |
| | Virtual Collocation Cable Records - DS1, per T1TIE | | | AMTFS | VE1BD | | 2.27 | | 2.78 | | | | | | |
| | Virtual Collocation Cable Records - DS3, per T3TIE | | | AMTFS | VE1BE | | 7.92 | | 9.72 | | | | | | |
| | Virtual Collocation Cable Records - Fiber Cable, per 99 fiber records | | | AMTFS | VE1BF | | 84.98 | | 77.58 | | | | | | |
| | Virtual Collocation Cable Records - CAT 5/RJ45 | | | AMTFS | VE1B5 | | 2.27 | | 2.78 | | | | | | |
| Security | Virtual collocation - Security escort, basic time, normally scheduled work hours | | | AMTFS | SPTBX | | 17.02 | 10.79 | | | | | | | |
| | Virtual collocation - Security escort, overtime, outside of normally scheduled work hours on a normal working day | | | AMTFS | SPTOX | | 22.17 | 13.94 | | | | | | | |
| | Virtual collocation - Security escort, premium time, outside of a scheduled work day | | | AMTFS | SPTPX | | 27.32 | 17.08 | | | | | | | |
| Maintenance | Virtual collocation - Maintenance in CO - Basic, per half hour | | | AMTFS | CTRLX | | 28.09 | 10.79 | | | | | | | |
| | Virtual collocation - Maintenance in CO - Overtime, per half hour | | | AMTFS | SPTOM | | 36.69 | 13.94 | | | | | | | |
| | Virtual collocation - Maintenance in CO - Premium per half hour | | | AMTFS | SPTPM | | 45.28 | 17.08 | | | | | | | |
| Entrance Cable | Virtual Collocation - Cable Installation Charge, per cable | | | AMTFS | ESPCX | | 926.27 | | 22.62 | | | | | | |
| | Virtual Collocation - Cable Support Structure, per cable | | | AMTFS | ESPSX | 15.24 | | | | | | | | | |
| COLLOCATION IN THE REMOTE SITE | | | | | | | | | | | | | | | |
| Physical Remote Site Collocation | Physical Collocation in the Remote Site - Application Fee | | | CLORS | PE1RA | | 309.48 | | 168.63 | | | | | | |
| | Cabinet Space in the Remote Site per Bay/ Rack | | | CLORS | PE1RB | 210.05 | | | | | | | | | |
| | Physical Collocation in the Remote Site - Security Access - Key | | | CLORS | PE1RD | | 13.17 | | | | | | | | |
| | Physical Collocation in the Remote Site - Space Availability Report per Premises Requested | | | CLORS | PE1SR | | 116.54 | | | | | | | | |

| COLLOCATION - Mississippi | | | | | | | | | | | Attachment: 4 Exh B | | | | |
|---------------------------|---|---------|------|----------------------------------|-------|-----------|--------------|--------|-------------------------|----------------------------------|--------------------------------------|--|--|---|---|
| CATEGORY | RATE ELEMENTS | Interim | Zone | BCS | USOC | RATES(\$) | | | | Svc Order Submitted Elec per LSR | Svc Order Submitted Manually per LSR | Incremental Charge - Manual Svc Order vs. Electronic-1st | Incremental Charge - Manual Svc Order vs. Electronic-Add'l | Incremental Charge - Manual Svc Order vs. Electronic-Disc 1st | Incremental Charge - Manual Svc Order vs. Electronic-Disc Add'l |
| | | | | | | Rec | Nonrecurring | | Nonrecurring Disconnect | | OSS Rates(\$) | | | | |
| | | | | | | | First | Add'l | First | Add'l | SOME C | SOMAN | SOMAN | SOMAN | SOMAN |
| | Physical Collocation in the Remote Site - Remote Site CLLI Code Request, per CLLI Code Requested | | | CLORS | PE1RE | | 37.77 | | | | | | | | |
| | Remote Site DLEC Data (BRSDD), per Compact Disk, per CO | | | CLORS | PE1RR | | 233.14 | | | | | | | | |
| | Physical Collocation - Security Escort for Basic Time - normally scheduled work, per half hour | | | CLORS | PE1BT | | 17.02 | 10.79 | | | | | | | |
| | Physical Collocation - Security Escort for Overtime - outside of normally scheduled working hours on a scheduled work day, per half hour | | | CLORS | PE1OT | | 22.17 | 13.94 | | | | | | | |
| | Physical Collocation - Security Escort for Premium Time - outside of scheduled work day, per half hour | | | CLORS | PE1PT | | 27.32 | 17.08 | | | | | | | |
| | Adjacent Remote Site Collocation | | | | | | | | | | | | | | |
| | Remote Site-Adjacent Collocation-Application Fee | | | CLORS | PE1RU | | 755.62 | 755.62 | | | | | | | |
| | Remote Site-Adjacent Collocation - Real Estate, per square foot | | | CLORS | PE1RT | 0.134 | | | | | | | | | |
| | Remote Site-Adjacent Collocation - AC Power, per breaker amp | | | CLORS | PE1RS | 6.27 | | | | | | | | | |
| | NOTE: If Security Escort and/or Add'l Engineering Fees become necessary for adjacent remote site collocation, the Parties will negotiate appropriate rates. | | | | | | | | | | | | | | |
| | Virtual Remote Site Collocation | | | | | | | | | | | | | | |
| | Virtual Collocation in the Remote Site - Application Fee | | | VE1RS | VE1RB | | 309.48 | | 168.63 | | | | | | |
| | Virtual Collocation in the Remote Site - Per Bay/Rack of Space | | | VE1RS | VE1RC | 210.05 | | | | | | | | | |
| | Virtual Collocation in the Remote Site - Space Availability Report per Premises requested | | | VE1RS | VE1RR | | 116.54 | | | | | | | | |
| | Virtual Collocation in the Remote Site - Remote Site CLLI Code Request, per CLLI Code Requested | | | VE1RS | VE1RL | | 37.77 | | | | | | | | |
| ADJACENT COLLOCATION | | | | | | | | | | | | | | | |
| | Adjacent Collocation - Space Charge per Sq. Ft. | | | CLOAC | PE1JA | 0.0678 | | | | | | | | | |
| | Adjacent Collocation - Electrical Facility Charge per Linear Ft. | | | CLOAC | PE1JC | 4.68 | | | | | | | | | |
| | Adjacent Collocation - 2-Wire Cross-Connects | | | UEANL,UEQ,UEA,UCL, UAL, UHL, UDN | PE1JE | 0.0223 | 12.37 | 11.87 | 6.04 | 5.45 | | | | | |
| | Adjacent Collocation - 4-Wire Cross-Connects | | | UEA,UHL,UDL,UCL | PE1JF | 0.0446 | 12.47 | 11.94 | 6.59 | 5.91 | | | | | |
| | Adjacent Collocation - DS1 Cross-Connects | | | USL | PE1JG | 1.05 | 22.16 | 16.02 | 6.60 | 5.97 | | | | | |
| | Adjacent Collocation - DS3 Cross-Connects | | | UE3 | PE1JH | 14.27 | 21.01 | 15.29 | 7.61 | 6.10 | | | | | |
| | Adjacent Collocation - 2-Fiber Cross-Connect | | | CLOAC | PE1JJ | 2.42 | 21.01 | 15.29 | 7.61 | 6.10 | | | | | |
| | Adjacent Collocation - 4-Fiber Cross-Connect | | | CLOAC | PE1JK | 4.62 | 25.70 | 19.97 | 10.01 | 8.50 | | | | | |
| | Adjacent Collocation - Application Fee | | | CLOAC | PE1JB | | 1,585.83 | | | | | | | | |
| | Adjacent Collocation - 120V, Single Phase Standby Power Rate per AC Breaker Amp | | | CLOAC | PE1JL | 5.29 | | | | | | | | | |
| | Adjacent Collocation - 240V, Single Phase Standby Power Rate per AC Breaker Amp | | | CLOAC | PE1JM | 10.58 | | | | | | | | | |
| | Adjacent Collocation - 120V, Three Phase Standby Power Rate per AC Breaker Amp | | | CLOAC | PE1JN | 15.87 | | | | | | | | | |
| | Adjacent Collocation - 277V, Three Phase Standby Power Rate per AC Breaker Amp | | | CLOAC | PE1JO | 36.65 | | | | | | | | | |
| | Note: Rates displaying an "I" in Interim column are interim as a result of a Commission order. | | | | | | | | | | | | | | |

| COLLOCATION - North Carolina | | | | | | | | | | | Attachment: 4 Exh B | | | | | | |
|------------------------------|---|---|---------|------|---|-------|-----------|--------------|-------|-------------------------|----------------------------------|--------------------------------------|--|--|---|---|-------|
| CATEGORY | RATE ELEMENTS | | Interim | Zone | BCS | USOC | RATES(\$) | | | | Svc Order Submitted Elec per LSR | Svc Order Submitted Manually per LSR | Incremental Charge - Manual Svc Order vs. Electronic-1st | Incremental Charge - Manual Svc Order vs. Electronic-Add'l | Incremental Charge - Manual Svc Order vs. Electronic-Disc 1st | Incremental Charge - Manual Svc Order vs. Electronic-Disc Add'l | |
| | | | | | | | Rec | Nonrecurring | | Nonrecurring Disconnect | | | OSS Rates(\$) | | | | |
| | | | | | | | | First | Add'l | First | Add'l | SOME C | SOMAN | SOMAN | SOMAN | SOMAN | SOMAN |
| PHYSICAL COLLOCATION | | | | | | | | | | | | | | | | | |
| | Application | | | | | | | | | | | | | | | | |
| | | Physical Collocation - Initial Application Fee | | | CLO | PE1BA | | 2,322.00 | | | | | | | | | |
| | | Physical Collocation - Subsequent Application Fee | | | CLO | PE1CA | | 2,311.00 | | | | | | | | | |
| | | Physical Collocation - Co-Carrier Cross Connects/Direct Connect, Application Fee, per application | | | CLO | PE1DT | | 317.20 | | | | | | | | | |
| | | Physical Collocation Administrative Only - Application Fee | | | CLO | PE1BL | | 741.44 | | | | | | | | | |
| | | Physical Collocation - Application Cost, Simple Augment | | | CLO | PE1KS | | 269.83 | | 1.15 | | | | | | | |
| | | Physical Collocation - Application Cost, Minor Augment | | | CLO | PE1KM | | 493.40 | | 1.15 | | | | | | | |
| | | Physical Collocation - Application Cost, Intermediate Augment | | | CLO | PE1K1 | | 1,012.00 | | 1.15 | | | | | | | |
| | | Physical Collocation - Application Cost - Major Augment | | | CLO | PE1KJ | | 2,343.00 | | 1.15 | | | | | | | |
| | Space Preparation | | | | | | | | | | | | | | | | |
| | | Physical Collocation - Floor Space, per sq feet | | | CLO | PE1PJ | 2.69 | | | | | | | | | | |
| | | Physical Collocation - Space Enclosure, welded wire, first 50 square feet | | | CLO | PE1BX | | 534.44 | | | | | | | | | |
| | | Physical Collocation - Space enclosure, welded wire, first 100 square feet | | | CLO | PE1BW | | 559.81 | | | | | | | | | |
| | | Physical Collocation - Space enclosure, welded wire, each additional 50 square feet | | | CLO | PE1CW | | 25.37 | | | | | | | | | |
| | | Physical Collocation - Space Preparation - C.O. Modification per square ft. | | | CLO | PE1SK | 2.42 | | | | | | | | | | |
| | | Physical Collocation - Space Preparation, Common Systems Modifications-Cageless, per square foot | | | CLO | PE1SL | 2.88 | | | | | | | | | | |
| | | Physical Collocation - Space Preparation - Common Systems Modifications-Caged, per cage | | | CLO | PE1SM | 97.98 | | | | | | | | | | |
| | | Physical Collocation - Space Preparation - Firm Order Processing | | | CLO | PE1SJ | | 1,196.00 | | | | | | | | | |
| | | Physical Collocation - Space Availability Report, per Central Office Requested | | | CLO | PE1SR | | 2,140.00 | | | | | | | | | |
| | Power | | | | | | | | | | | | | | | | |
| | | Physical Collocation - Power, -48V DC Power - per Fused Amp Requested | | | CLO | PE1PL | 7.65 | | | | | | | | | | |
| | | Physical Collocation - Power, 120V AC Power, Single Phase, per Breaker Amp | | | CLO | PE1FB | 5.50 | | | | | | | | | | |
| | | Physical Collocation - Power, 240V AC Power, Single Phase, per Breaker Amp | | | CLO | PE1FD | 11.01 | | | | | | | | | | |
| | | Physical Collocation - Power, 120V AC Power, Three Phase, per Breaker Amp | | | CLO | PE1FE | 16.51 | | | | | | | | | | |
| | | Physical Collocation - Power, 277V AC Power, Three Phase, per Breaker Amp | | | CLO | PE1FG | 38.12 | | | | | | | | | | |
| | Cross Connects (Cross Connects, Co-Carrier Cross Connects, and Ports) | | | | | | | | | | | | | | | | |
| | | | | | UEANL,UEQ, UNCNX, UEA, UCL, UAL, UHL, UDN, UNCVX | PE1P2 | 0.0309 | 19.77 | 14.95 | | | | | | | | |
| | | Physical Collocation - 2-wire cross-connect, loop, provisioning | | | UEA, UHL, UNCVX, UNCDX, UCL, UDL | PE1P4 | 0.0618 | 19.95 | 15.05 | | | | | | | | |
| | | | | | WDS1L, WDS1S, UXTD1, ULDD1, USLEL, UNLD1, U1TD1, UNC1X, UEPSR, UEPSB, UEPSE, UEPSP, USL, UEPEX, UEPDX | PE1P1 | 1.38 | 39.15 | 23.20 | | | | | | | | |
| | | Physical Collocation -DS1 Cross-Connect for Physical Collocation, provisioning | | | | | | | | | | | | | | | |

| COLLOCATION - North Carolina | | | | | | | | | | | Attachment: 4 Exh B | | | | |
|------------------------------|--|---------|------|--|-------|-----------|--------------|--------|-------------------------|----------------------------------|--------------------------------------|--|--|---|---|
| CATEGORY | RATE ELEMENTS | Interim | Zone | BCS | USOC | RATES(\$) | | | | Svc Order Submitted Elec per LSR | Svc Order Submitted Manually per LSR | Incremental Charge - Manual Svc Order vs. Electronic-1st | Incremental Charge - Manual Svc Order vs. Electronic-Add'l | Incremental Charge - Manual Svc Order vs. Electronic-Disc 1st | Incremental Charge - Manual Svc Order vs. Electronic-Disc Add'l |
| | | | | | | Rec | Nonrecurring | | Nonrecurring Disconnect | | OSS Rates(\$) | | | | |
| | | | | | | | First | Add'l | First | Add'l | SOME C | SOMAN | SOMAN | SOMAN | SOMAN |
| | Physical Collocation - Cable Records, Fiber Cable, per cable record (maximum 99 records) | | | CLO | PE1CB | | 163.61 | 163.61 | 143.32 | 143.32 | | | | | |
| | Physical Collocation, Cable Records,CAT5/RJ45 | | | CLO | PE1C5 | | 2.27 | | 2.78 | | | | | | |
| | Virtual to Physical | | | | | | | | | | | | | | |
| | Physical Collocation - Virtual to Physical Collocation Relocation, per Voice Grade Circuit | | | CLO | PE1BV | | 33.00 | | | | | | | | |
| | Physical Collocation - Virtual to Physical Collocation Relocation, per DSO Circuit | | | CLO | PE1BO | | 33.00 | | | | | | | | |
| | Physical Collocation - Virtual to Physical Collocation Relocation, per DS1 Circuit | | | CLO | PE1B1 | | 52.00 | | | | | | | | |
| | Physical Collocation - Virtual to Physical Collocation Relocation, per DS3 Circuit | | | CLO | PE1B3 | | 52.00 | | | | | | | | |
| | Physical Collocation - Virtual to Physical Collocation In-Place, Per Voice Grade Circuit | | | CLO | PE1BR | | 69.51 | 20.45 | | | | | | | |
| | Physical Collocation Virtual to Physical Collocation In-Place, Per DSO Circuit | | | CLO | PE1BP | | 69.51 | 20.45 | | | | | | | |
| | Physical Collocation - Virtual to Physical Collocation In-Place, Per DS1 Circuit | | | CLO | PE1BS | | 78.93 | 29.87 | | | | | | | |
| | Physical Collocation - Virtual to Physical Collocation In-Place, per DS3 Circuit | | | CLO | PE1BE | | 75.11 | 26.04 | | | | | | | |
| | Entrance Cable | | | | | | | | | | | | | | |
| | Physical Collocation - Fiber Cable Installation, Pricing, non-recurring charge, per Entrance Cable | | | CLO | PE1BD | | 1,233.00 | | | | | | | | |
| | Physical Collocation - Fiber Cable Support Structure, per Entrance Cable | | | CLO | PE1PM | 20.57 | | | | | | | | | |
| | Physical Collocation - Fiber Entrance Cable Installation, per Fiber | | | CLO | PE1ED | | 7.79 | | | | | | | | |
| VIRTUAL COLLOCATION | | | | | | | | | | | | | | | |
| | Application | | | | | | | | | | | | | | |
| | Virtual Collocation - Application Fee | | | AMTFS | EAF | | 1,195.00 | | | | | | | | |
| | Virtual Collocation - Co-Carrier Cross Connects/Direct Connect, Application Fee, per application | | | AMTFS | VE1CA | | 317.20 | | | | | | | | |
| | Virtual Collocation Administrative Only - Application Fee | | | AMTFS | VE1AF | | 741.44 | | | | | | | | |
| | Space Preparation | | | | | | | | | | | | | | |
| | Virtual Collocation - Floor Space, per sq. ft. | I | | AMTFS | ESPVX | 2.69 | | | | | | | | | |
| | Power | | | | | | | | | | | | | | |
| | Virtual Collocation - Power, per fused amp | I | | AMTFS | ESPAX | 7.65 | | | | | | | | | |
| | Cross Connects (Cross Connects, Co-Carrier Cross Connects, and Ports) | | | | | | | | | | | | | | |
| | Virtual Collocation - 2-wire cross-connect, loop, provisioning | | | UEANL, UEA, UDN, UAL, UHL, UCL, UEQ, UNCVX, UNCDX, UNCNCX | UEAC2 | 0.0225 | 19.77 | 14.95 | | | | | | | |
| | Virtual Collocation - 4-wire cross-connect, loop, provisioning | | | UEA, UHL, UCL, UDL, UNCVX, UNCDX | UEAC4 | 0.0449 | 19.95 | 15.05 | | | | | | | |
| | Virtual collocation - Special Access & UNE, cross-connect per DS1 | | | ULR, UXTD1, UNC1X, ULDD1, U1TD1, USLEL, UNLD1, USL, UEPEX, UEPDX | CNC1X | 0.4195 | 39.15 | 23.20 | | | | | | | |
| | Virtual collocation - Special Access & UNE, cross-connect per DS3 | | | USL, UE3, U1TD3, UXTS1, UXTD3, UNC3X, UNCSX, ULDD3, U1TS1, ULDS1, UDLSX, UNLD3 | CND3X | 4.41 | 38.25 | 21.94 | | | | | | | |

| COLLOCATION - North Carolina | | | | | | | | | | | Attachment: 4 Exh B | | | | | |
|--|--|---------|------|---|-------|-----------|--------------|--------|-------------------------|----------------------------------|--------------------------------------|--|--|---|---|-------|
| CATEGORY | RATE ELEMENTS | Interim | Zone | BCS | USOC | RATES(\$) | | | | Svc Order Submitted Elec per LSR | Svc Order Submitted Manually per LSR | Incremental Charge - Manual Svc Order vs. Electronic-1st | Incremental Charge - Manual Svc Order vs. Electronic-Add'l | Incremental Charge - Manual Svc Order vs. Electronic-Disc 1st | Incremental Charge - Manual Svc Order vs. Electronic-Disc Add'l | |
| | | | | | | Rec | Nonrecurring | | Nonrecurring Disconnect | | OSS Rates(\$) | | | | | |
| | | | | | | | First | Add'l | First | Add'l | SOMEc | SOMAN | SOMAN | SOMAN | SOMAN | SOMAN |
| | Virtual Collocation - 2-Fiber Cross Connects | | | UDL12, UDLO3, U1T48, U1T12, U1TO3, ULDO3, ULD12, ULD48, UDF | CNC2F | 1.96 | 38.25 | 21.94 | | | | | | | | |
| | Virtual Collocation - 4-Fiber Cross Connects | | | UDL12, UDLO3, U1T48, U1T12, U1TO3, ULDO3, ULD12, ULD48, UDF | CNC4F | 3.93 | 43.96 | 26.17 | | | | | | | | |
| | Virtual Collocation - Co-Carrier Cross Connects/Direct Connect - Fiber Cable Support Structure, per linear foot, per cable | | | AMTFS | VE1CB | 0.0028 | | | | | | | | | | |
| | Virtual Collocation - Co-Carrier Cross Connects/Direct Connect - Copper/Coax Cable Support Structure, per linear foot, per cable | | | AMTFS | VE1CD | 0.0041 | | | | | | | | | | |
| | Virtual Collocation 2-Wire Cross Connect, Port | | | UEPSX, UEPSB, UEPSE, UEPSP, UEPSP, UEP2C | VE1R2 | 0.0225 | 19.77 | 14.95 | | | | | | | | |
| | Virtual Collocation 4-Wire Cross Connect, Port | | | UEPDD, UEPEX | VE1R4 | 0.0449 | 19.95 | 15.05 | | | | | | | | |
| CFA | | | | | | | | | | | | | | | | |
| | Virtual Collocation - CFA Information Resend Request, per Premises, per Arrangement, per request | | | AMTFS | VE1QR | | 77.48 | | | | | | | | | |
| Cable Records - Note: The rates in the First & Additional columns will actually be billed as "Initial I" & "Subsequent S" respectively | | | | | | | | | | | | | | | | |
| | Virtual Collocation Cable Records - per request | | | AMTFS | VE1BA | | 1,458.00 | 937.29 | 245.00 | 245.00 | | | | | | |
| | Virtual Collocation Cable Records - VG/DS0 Cable, per cable record | | | AMTFS | VE1BB | | 622.69 | 622.69 | 346.35 | 346.35 | | | | | | |
| | Virtual Collocation Cable Records - VG/DS0 Cable, per each 100 pair | | | AMTFS | VE1BC | | 8.77 | 8.77 | 10.32 | 10.32 | | | | | | |
| | Virtual Collocation Cable Records - DS1, per T1TIE | | | AMTFS | VE1BD | | 4.35 | 4.35 | 5.11 | 5.11 | | | | | | |
| | Virtual Collocation Cable Records - DS3, per T3TIE | | | AMTFS | VE1BE | | 15.22 | 15.22 | 17.90 | 17.90 | | | | | | |
| | Virtual Collocation Cable Records - Fiber Cable, per 99 fiber records | | | AMTFS | VE1BF | | 163.61 | 163.61 | 143.32 | 143.32 | | | | | | |
| | Virtual Collocation Cable Records - CAT 5/RJ45 | | | AMTFS | VE1B5 | | 4.35 | 4.35 | 5.11 | 5.11 | | | | | | |
| Security | | | | | | | | | | | | | | | | |
| | Virtual collocation - Security escort, basic time, normally scheduled work hours | | | AMTFS | SPTBX | | 33.68 | 21.34 | | | | | | | | |
| | Virtual collocation - Security escort, overtime, outside of normally scheduled work hours on a normal working day | | | AMTFS | SPTOX | | 43.87 | 27.57 | | | | | | | | |
| | Virtual collocation - Security escort, premium time, outside of a scheduled work day | | | AMTFS | SPTPX | | 54.06 | 33.80 | | | | | | | | |
| Maintenance | | | | | | | | | | | | | | | | |
| | Virtual collocation - Maintenance in CO - Basic, per half hour | | | AMTFS | CTRLX | | 52.03 | 21.22 | | | | | | | | |
| | Virtual collocation - Maintenance in CO - Overtime, per half hour | | | AMTFS | SPTOM | | 69.48 | 27.81 | | | | | | | | |
| | Virtual collocation - Maintenance in CO - Premium per half hour | | | AMTFS | SPTPM | | 86.94 | 34.40 | | | | | | | | |
| Entrance Cable | | | | | | | | | | | | | | | | |
| | Virtual Collocation - Cable Installation Charge, per cable | | | AMTFS | ESPCX | | 1,233.00 | | | | | | | | | |
| | Virtual Collocation - Cable Support Structure, per cable | | | AMTFS | ESPSX | 13.28 | | | | | | | | | | |
| COLLOCATION IN THE REMOTE SITE | | | | | | | | | | | | | | | | |
| Physical Remote Site Collocation | | | | | | | | | | | | | | | | |
| | Physical Collocation in the Remote Site - Application Fee | | | CLORS | PE1RA | | 589.38 | | 258.38 | | | | | | | |
| | Cabinet Space in the Remote Site per Bay/ Rack | | | CLORS | PE1RB | 218.07 | | | | | | | | | | |
| | Physical Collocation in the Remote Site - Security Access - Key | | | CLORS | PE1RD | | 15.00 | | | | | | | | | |
| | Physical Collocation in the Remote Site - Space Availability Report per Premises Requested | | | CLORS | PE1SR | | 215.55 | | | | | | | | | |

| COLLOCATION - North Carolina | | | | | | | | | | Attachment: 4 Exh B | | | |
|------------------------------|---|---------|------|----------------------------------|-------|-----------|--------------|----------------------------------|--------------------------------------|--|--|---|---|
| CATEGORY | RATE ELEMENTS | Interim | Zone | BCS | USOC | RATES(\$) | | Svc Order Submitted Elec per LSR | Svc Order Submitted Manually per LSR | Incremental Charge - Manual Svc Order vs. Electronic-1st | Incremental Charge - Manual Svc Order vs. Electronic-Add'l | Incremental Charge - Manual Svc Order vs. Electronic-Disc 1st | Incremental Charge - Manual Svc Order vs. Electronic-Disc Add'l |
| | | | | | | Rec | Nonrecurring | Nonrecurring Disconnect | OSS Rates(\$) | | | | |
| | | | | | | | First | Add'l | First | Add'l | SOMEc | SOMAN | SOMAN |
| | Physical Collocation in the Remote Site - Remote Site CLLI Code Request, per CLLI Code Requested | | | CLORS | PE1RE | | 70.65 | | | | | | |
| | Remote Site DLEC Data (BRSDD), per Compact Disk, per CO | | | CLORS | PE1RR | | 232.94 | | | | | | |
| | Physical Collocation - Security Escort for Basic Time - normally scheduled work, per half hour | | | CLORS | PE1BT | | 33.68 | 21.34 | | | | | |
| | Physical Collocation - Security Escort for Overtime - outside of normally scheduled working hours on a scheduled work day, per half hour | | | CLORS | PE1OT | | 43.87 | 27.57 | | | | | |
| | Physical Collocation - Security Escort for Premium Time - outside of scheduled work day, per half hour | | | CLORS | PE1PT | | 54.06 | 33.80 | | | | | |
| | Adjacent Remote Site Collocation | | | | | | | | | | | | |
| | Remote Site-Adjacent Collocation-Application Fee | | | CLORS | PE1RU | | 755.62 | 755.62 | | | | | |
| | Remote Site-Adjacent Collocation - Real Estate, per square foot | | | CLORS | PE1RT | 0.134 | | | | | | | |
| | Remote Site-Adjacent Collocation - AC Power, per breaker amp | | | CLORS | PE1RS | 6.27 | | | | | | | |
| | NOTE: If Security Escort and/or Add'l Engineering Fees become necessary for adjacent remote site collocation, the Parties will negotiate appropriate rates. | | | | | | | | | | | | |
| | Virtual Remote Site Collocation | | | | | | | | | | | | |
| | Virtual Collocation in the Remote Site - Application Fee | | | VE1RS | VE1RB | | 589.38 | | 258.38 | | | | |
| | Virtual Collocation in the Remote Site - Per Bay/Rack of Space | | | VE1RS | VE1RC | 218.07 | | | | | | | |
| | Virtual Collocation in the Remote Site - Space Availability Report per Premises requested | | | VE1RS | VE1RR | | 215.55 | | | | | | |
| | Virtual Collocation in the Remote Site - Remote Site CLLI Code Request, per CLLI Code Requested | | | VE1RS | VE1RL | | 70.65 | | | | | | |
| | ADJACENT COLLOCATION | | | | | | | | | | | | |
| | Adjacent Collocation - Space Charge per Sq. Ft. | | | CLOAC | PE1JA | 0.1555 | | | | | | | |
| | Adjacent Collocation - Electrical Facility Charge per Linear Ft. | | | CLOAC | PE1JC | 5.78 | | | | | | | |
| | Adjacent Collocation - 2-Wire Cross-Connects | | | UEANL,UEQ,UEA,UCL, UAL, UHL, UDN | PE1JE | 0.0239 | 19.77 | 14.95 | | | | | |
| | Adjacent Collocation - 4-Wire Cross-Connects | | | UEA,UHL,UDL,UCL | PE1JF | 0.0477 | 19.95 | 15.05 | | | | | |
| | Adjacent Collocation - DS1 Cross-Connects | | | USL | PE1JG | 1.28 | 39.15 | 23.20 | | | | | |
| | Adjacent Collocation - DS3 Cross-Connects | | | UE3 | PE1JH | 17.35 | 38.25 | 21.94 | | | | | |
| | Adjacent Collocation - 2-Fiber Cross-Connect | | | CLOAC | PE1JJ | 2.94 | 38.25 | 21.94 | | | | | |
| | Adjacent Collocation - 4-Fiber Cross-Connect | | | CLOAC | PE1JK | 5.62 | 43.96 | 26.17 | | | | | |
| | Adjacent Collocation - Application Fee | | | CLOAC | PE1JB | | 2,266.00 | | 0.5842 | | | | |
| | Adjacent Collocation - 120V, Single Phase Standby Power Rate per AC Breaker Amp | | | CLOAC | PE1JL | 5.50 | | | | | | | |
| | Adjacent Collocation - 240V, Single Phase Standby Power Rate per AC Breaker Amp | | | CLOAC | PE1JM | 11.01 | | | | | | | |
| | Adjacent Collocation - 120V, Three Phase Standby Power Rate per AC Breaker Amp | | | CLOAC | PE1JN | 16.51 | | | | | | | |
| | Adjacent Collocation - 277V, Three Phase Standby Power Rate per AC Breaker Amp | | | CLOAC | PE1JO | 38.12 | | | | | | | |
| | Note: Rates displaying an "I" in Interim column are interim as a result of a Commission order. | | | | | | | | | | | | |

| COLLOCATION - South Carolina | | | | | | | | | | | | | | | | | | Attachment: 4 Exh B | | | | | |
|---|--|---|--|--|--|---------|------|---|-------|-----------|--------------|-------|-------------------------|----------------------------------|--------------------------------------|--|--|---|---|-------|-------|-------|--|
| CATEGORY | | RATE ELEMENTS | | | | Interim | Zone | BCS | USOC | RATES(\$) | | | | Svc Order Submitted Elec per LSR | Svc Order Submitted Manually per LSR | Incremental Charge - Manual Svc Order vs. Electronic-1st | Incremental Charge - Manual Svc Order vs. Electronic-Add'l | Incremental Charge - Manual Svc Order vs. Electronic-Disc 1st | Incremental Charge - Manual Svc Order vs. Electronic-Disc Add'l | | | | |
| | | | | | | | | | | | | | | | | | | | | | | | |
| | | | | | | | | | | Rec | Nonrecurring | | Nonrecurring Disconnect | | OSS Rates(\$) | | | | | | | | |
| | | | | | | | | | | | First | Add'l | First | Add'l | SOMEc | SOMAN | SOMAN | SOMAN | SOMAN | SOMAN | SOMAN | SOMAN | |
| PHYSICAL COLLOCATION | | | | | | | | | | | | | | | | | | | | | | | |
| Application | | | | | | | | | | | | | | | | | | | | | | | |
| | | Physical Collocation - Initial Application Fee | | | | | | CLO | PE1BA | | 1,883.67 | | 0.51 | | | | | | | | | | |
| | | Physical Collocation - Subsequent Application Fee | | | | | | CLO | PE1CA | | 1,570.10 | | 0.51 | | | | | | | | | | |
| | | Physical Collocation - Co-Carrier Cross Connects/Direct Connect, Application Fee, per application | | | | | | CLO | PE1DT | | 584.42 | | | | | | | | | | | | |
| | | Physical Collocation Administrative Only - Application Fee | | | | | | CLO | PE1BL | | 743.66 | | | | | | | | | | | | |
| | | Physical Collocation - Application Cost, Simple Augment | | | | | | CLO | PE1KS | | 594.27 | | 1.21 | | | | | | | | | | |
| | | Physical Collocation - Application Cost, Minor Augment | | | | | | CLO | PE1KM | | 833.26 | | 1.21 | | | | | | | | | | |
| | | Physical Collocation - Application Cost, Intermediate Augment | | | | | | CLO | PE1K1 | | 1,058.00 | | 1.21 | | | | | | | | | | |
| | | Physical Collocation - Application Cost - Major Augment | | | | | | CLO | PE1KJ | | 2,409.00 | | 1.21 | | | | | | | | | | |
| Space Preparation | | | | | | | | | | | | | | | | | | | | | | | |
| | | Physical Collocation - Floor Space, per sq feet | | | | | | CLO | PE1PJ | 3.95 | | | | | | | | | | | | | |
| | | Physical Collocation - Space Enclosure, welded wire, first 50 square feet | | | | | | CLO | PE1BX | 197.69 | | | | | | | | | | | | | |
| | | Physical Collocation - Space enclosure, welded wire, first 100 square feet | | | | | | CLO | PE1BW | 219.19 | | | | | | | | | | | | | |
| | | Physical Collocation - Space enclosure, welded wire, each additional 50 square feet | | | | | | CLO | PE1CW | 21.50 | | | | | | | | | | | | | |
| | | Physical Collocation - Space Preparation - C.O. Modification per square ft. | | | | | | CLO | PE1SK | 2.75 | | | | | | | | | | | | | |
| | | Physical Collocation - Space Preparation, Common Systems Modifications-Cageless, per square foot | | | | | | CLO | PE1SL | 3.24 | | | | | | | | | | | | | |
| | | Physical Collocation - Space Preparation - Common Systems Modifications-Caged, per cage | | | | | | CLO | PE1SM | 110.16 | | | | | | | | | | | | | |
| | | Physical Collocation - Space Preparation - Firm Order Processing | | | | | | CLO | PE1SJ | | 602.05 | | | | | | | | | | | | |
| | | Physical Collocation - Space Availability Report, per Central Office Requested | | | | | | CLO | PE1SR | | 1,077.57 | | | | | | | | | | | | |
| Power | | | | | | | | | | | | | | | | | | | | | | | |
| | | Physical Collocation - Power, -48V DC Power - per Fused Amp Requested | | | | | | CLO | PE1PL | 9.19 | | | | | | | | | | | | | |
| | | Physical Collocation - Power, 120V AC Power, Single Phase, per Breaker Amp | | | | | | CLO | PE1FB | 5.67 | | | | | | | | | | | | | |
| | | Physical Collocation - Power, 240V AC Power, Single Phase, per Breaker Amp | | | | | | CLO | PE1FD | 11.36 | | | | | | | | | | | | | |
| | | Physical Collocation - Power, 120V AC Power, Three Phase, per Breaker Amp | | | | | | CLO | PE1FE | 17.03 | | | | | | | | | | | | | |
| | | Physical Collocation - Power, 277V AC Power, Three Phase, per Breaker Amp | | | | | | CLO | PE1FG | 39.33 | | | | | | | | | | | | | |
| Cross Connects (Cross Connects, Co-Carrier Cross Connects, and Ports) | | | | | | | | | | | | | | | | | | | | | | | |
| | | Physical Collocation - 2-wire cross-connect, loop, provisioning | | | | | | UEANL,UEQ, UNCNX, UEA, UCL, UAL, UHL, UDN, UNCVX | PE1P2 | 0.0341 | 12.32 | 11.83 | 6.04 | 5.45 | | | | | | | | | |
| | | Physical Collocation - 4-wire cross-connect, loop, provisioning | | | | | | UEA, UHL, UNCVX, UNCDX, UCL, UDL | PE1P4 | 0.0682 | 12.42 | 11.90 | 6.40 | 5.74 | | | | | | | | | |
| | | Physical Collocation -DS1 Cross-Connect for Physical Collocation, provisioning | | | | | | WDS1L, WDS1S, UXTD1, ULDD1, USLEL, UNLD1, U1TD1, UNC1X, UEPSR, UEPSB, UEPSE, UEPSP, USL, UEPEX, UEPDX | PE1P1 | 1.12 | 22.08 | 15.96 | 6.42 | 5.80 | | | | | | | | | |

| COLLOCATION - South Carolina | | | | | | | | | | | | Attachment: 4 Exh B | | | |
|------------------------------|--|---------|------|--|-------|-----------|--------------|-------|-------------------------|----------------------------------|--------------------------------------|--|--|---|---|
| CATEGORY | RATE ELEMENTS | Interim | Zone | BCS | USOC | RATES(\$) | | | | Svc Order Submitted Elec per LSR | Svc Order Submitted Manually per LSR | Incremental Charge - Manual Svc Order vs. Electronic-1st | Incremental Charge - Manual Svc Order vs. Electronic-Add'l | Incremental Charge - Manual Svc Order vs. Electronic-Disc 1st | Incremental Charge - Manual Svc Order vs. Electronic-Disc Add'l |
| | | | | | | Rec | Nonrecurring | | Nonrecurring Disconnect | | OSS Rates(\$) | | | | |
| | | | | | | | First | Add'l | First | Add'l | SOME C | SOMAN | SOMAN | SOMAN | SOMAN |
| | Physical Collocation - Cable Records, Fiber Cable, per cable record (maximum 99 records) | | | CLO | PE1CB | | 84.68 | | 77.30 | | | | | | |
| | Physical Collocation, Cable Records,CAT5/RJ45 | | | CLO | PE1C5 | | 2.26 | | 2.77 | | | | | | |
| | Virtual to Physical | | | | | | | | | | | | | | |
| | Physical Collocation - Virtual to Physical Collocation Relocation, per Voice Grade Circuit | | | CLO | PE1BV | | 33.00 | | | | | | | | |
| | Physical Collocation - Virtual to Physical Collocation Relocation, per DSO Circuit | | | CLO | PE1BO | | 33.00 | | | | | | | | |
| | Physical Collocation - Virtual to Physical Collocation Relocation, per DS1 Circuit | | | CLO | PE1B1 | | 52.00 | | | | | | | | |
| | Physical Collocation - Virtual to Physical Collocation Relocation, per DS3 Circuit | | | CLO | PE1B3 | | 52.00 | | | | | | | | |
| | Physical Collocation - Virtual to Physical Collocation In-Place, Per Voice Grade Circuit | | | CLO | PE1BR | | 22.43 | | | | | | | | |
| | Physical Collocation Virtual to Physical Collocation In-Place, Per DSO Circuit | | | CLO | PE1BP | | 22.43 | | | | | | | | |
| | Physical Collocation - Virtual to Physical Collocation In-Place, Per DS1 Circuit | | | CLO | PE1BS | | 32.61 | | | | | | | | |
| | Physical Collocation - Virtual to Physical Collocation In-Place, per DS3 Circuit | | | CLO | PE1BE | | 32.61 | | | | | | | | |
| | Entrance Cable | | | | | | | | | | | | | | |
| | Physical Collocation - Fiber Cable Installation, Pricing, non-recurring charge, per Entrance Cable | | | CLO | PE1BD | | 794.22 | | 22.54 | | | | | | |
| | Physical Collocation - Fiber Cable Support Structure, per Entrance Cable | | | CLO | PE1PM | 21.33 | | | | | | | | | |
| | Physical Collocation - Fiber Entrance Cable Installation, per Fiber | | | CLO | PE1ED | | 3.87 | | | | | | | | |
| | VIRTUAL COLLOCATION | | | | | | | | | | | | | | |
| | Application | | | | | | | | | | | | | | |
| | Virtual Collocation - Application Fee | | | AMTFS | EAF | | 1,207.95 | | 0.51 | | | | | | |
| | Virtual Collocation - Co-Carrier Cross Connects/Direct Connect, Application Fee, per application | | | AMTFS | VE1CA | | 584.42 | | | | | | | | |
| | Virtual Collocation Administrative Only - Application Fee | | | AMTFS | VE1AF | | 743.66 | | | | | | | | |
| | Space Preparation | | | | | | | | | | | | | | |
| | Virtual Collocation - Floor Space, per sq. ft. | | | AMTFS | ESPVX | 3.95 | | | | | | | | | |
| | Power | | | | | | | | | | | | | | |
| | Virtual Collocation - Power, per fused amp | | | AMTFS | ESPAX | 9.19 | | | | | | | | | |
| | Cross Connects (Cross Connects, Co-Carrier Cross Connects, and Ports) | | | | | | | | | | | | | | |
| | Virtual Collocation - 2-wire cross-connect, loop, provisioning | | | UEANL, UEA, UDN, UAL, UHL, UCL, UEQ, UNCVX, UNCDX, UNCNCX | UEAC2 | 0.0317 | 12.32 | 11.83 | 6.04 | 5.45 | | | | | |
| | Virtual Collocation - 4-wire cross-connect, loop, provisioning | | | UEA, UHL, UCL, UDL, UNCVX, UNCDX | UEAC4 | 0.0634 | 12.42 | 11.90 | 6.40 | 5.74 | | | | | |
| | Virtual collocation - Special Access & UNE,cross-connect per DS1 | | | ULR, UXTD1, UNC1X, ULDD1, U1TD1, USLEL, UNLD1, USL, UEPEX, UEPPDX | CNC1X | 1.12 | 22.08 | 15.96 | 6.42 | 5.80 | | | | | |
| | Virtual collocation - Special Access & UNE, cross-connect per DS3 | | | USL, UE3, U1TD3, UXTS1, UXTD3, UNC3X, UNCSX, ULDD3, U1TS1, ULDS1, UDLSX, UNLD3 | CND3X | 14.21 | 20.94 | 15.23 | 7.39 | 5.93 | | | | | |

| COLLOCATION - South Carolina | | | | | | | | | | | | | | | | | |
|--------------------------------|--|--|---------|------|---|-------|-----------|--------------|--------|-------------------------|-------|----------------------------------|--------------------------------------|--|--|---|---|
| CATEGORY | | RATE ELEMENTS | Interim | Zone | BCS | USOC | RATES(\$) | | | | | Svc Order Submitted Elec per LSR | Svc Order Submitted Manually per LSR | Incremental Charge - Manual Svc Order vs. Electronic-1st | Incremental Charge - Manual Svc Order vs. Electronic-Add'l | Incremental Charge - Manual Svc Order vs. Electronic-Disc 1st | Incremental Charge - Manual Svc Order vs. Electronic-Disc Add'l |
| | | | | | | | Rec | Nonrecurring | | Nonrecurring Disconnect | | OSS Rates(\$) | | | | | |
| | | | | | | | | First | Add'l | First | Add'l | SOMEc | SOMAN | SOMAN | SOMAN | SOMAN | SOMAN |
| | | Virtual Collocation - 2-Fiber Cross Connects | | | UDL12, UDLO3, U1T48, U1T12, U1TO3, ULDO3, ULD12, ULD48, UDF | CNC2F | 2.86 | 20.94 | 15.23 | 7.40 | 5.93 | | | | | | |
| | | Virtual Collocation - 4-Fiber Cross Connects | | | UDL12, UDLO3, U1T48, U1T12, U1TO3, ULDO3, ULD12, ULD48, UDF | CNC4F | 5.71 | 25.61 | 19.90 | 9.73 | 8.26 | | | | | | |
| | | Virtual Collocation - Co-Carrier Cross Connects/Direct Connect - Fiber Cable Support Structure, per linear foot, per cable | | | AMTFS | VE1CB | 0.001 | | | | | | | | | | |
| | | Virtual Collocation - Co-Carrier Cross Connects/Direct Connect - Copper/Coax Cable Support Structure, per linear foot, per cable | | | AMTFS | VE1CD | 0.0015 | | | | | | | | | | |
| | | Virtual Collocation 2-Wire Cross Connect, Port | | | UEPSX, UEPSB, UEPSE, UEPSR, UEPSR, UEPC2 | VE1R2 | 0.0317 | 12.32 | 11.83 | 6.04 | 5.45 | | | | | | |
| | | Virtual Collocation 4-Wire Cross Connect, Port | | | UEPDD, UEPEX | VE1R4 | 0.0634 | 12.42 | 11.90 | 6.40 | 5.74 | | | | | | |
| | CFA | Virtual Collocation - CFA Information Resend Request, per Premises, per Arrangement, per request | | | AMTFS | VE1QR | | 77.71 | | | | | | | | | |
| | Cable Records - Note: The rates in the First & Additional columns will actually be billed as "Initial I" & "Subsequent S" respectively | | | | | | | | | | | | | | | | |
| | | Virtual Collocation Cable Records - per request | | | AMTFS | VE1BA | | 760.98 | 489.20 | 133.29 | | | | | | | |
| | | Virtual Collocation Cable Records - VG/DS0 Cable, per cable record | | | AMTFS | VE1BB | | 327.65 | | 189.54 | | | | | | | |
| | | Virtual Collocation Cable Records - VG/DS0 Cable, per each 100 pair | | | AMTFS | VE1BC | | 4.82 | | 5.91 | | | | | | | |
| | | Virtual Collocation Cable Records - DS1, per T1TIE | | | AMTFS | VE1BD | | 2.26 | | 2.77 | | | | | | | |
| | | Virtual Collocation Cable Records - DS3, per T3TIE | | | AMTFS | VE1BE | | 7.90 | | 9.68 | | | | | | | |
| | | Virtual Collocation Cable Records - Fiber Cable, per 99 fiber records | | | AMTFS | VE1BF | | 84.68 | | 77.30 | | | | | | | |
| | | Virtual Collocation Cable Records - CAT 5/RJ45 | | | AMTFS | VE1B5 | | 2.26 | | 2.77 | | | | | | | |
| | Security | Virtual collocation - Security escort, basic time, normally scheduled work hours | | | AMTFS | SPTBX | | 16.96 | 10.75 | | | | | | | | |
| | | Virtual collocation - Security escort, overtime, outside of normally scheduled work hours on a normal working day | | | AMTFS | SPTOX | | 22.10 | 13.89 | | | | | | | | |
| | | Virtual collocation - Security escort, premium time, outside of a scheduled work day | | | AMTFS | SPTPX | | 27.23 | 17.02 | | | | | | | | |
| | Maintenance | Virtual collocation - Maintenance in CO - Basic, per half hour | | | AMTFS | CTRLX | | 27.99 | 10.75 | | | | | | | | |
| | | Virtual collocation - Maintenance in CO - Overtime, per half hour | | | AMTFS | SPTOM | | 36.56 | 13.89 | | | | | | | | |
| | | Virtual collocation - Maintenance in CO - Premium per half hour | | | AMTFS | SPTPM | | 45.12 | 17.02 | | | | | | | | |
| | Entrance Cable | Virtual Collocation - Cable Installation Charge, per cable | | | AMTFS | ESPCX | | 794.22 | | 22.54 | | | | | | | |
| | | Virtual Collocation - Cable Support Structure, per cable | | | AMTFS | ESPSX | 18.66 | | | | | | | | | | |
| COLLOCATION IN THE REMOTE SITE | | | | | | | | | | | | | | | | | |
| | Physical Remote Site Collocation | Physical Collocation in the Remote Site - Application Fee | | | CLORS | PE1RA | | 308.38 | | 168.60 | | | | | | | |
| | | Cabinet Space in the Remote Site per Bay/ Rack | | | CLORS | PE1RB | 246.44 | | | | | | | | | | |
| | | Physical Collocation in the Remote Site - Security Access - Key | | | CLORS | PE1RD | | 13.13 | | | | | | | | | |
| | | Physical Collocation in the Remote Site - Space Availability Report per Premises Requested | | | CLORS | PE1SR | | 116.13 | | | | | | | | | |

| COLLOCATION - South Carolina | | | | | | | | | | | | | | | | |
|------------------------------|--|---|---------|------|-------------------------------|-------|-----------|--------------|--------|-------------------------|----------------------------------|--------------------------------------|--|--|---|---|
| CATEGORY | | RATE ELEMENTS | Interim | Zone | BCS | USOC | RATES(\$) | | | | Svc Order Submitted Elec per LSR | Svc Order Submitted Manually per LSR | Incremental Charge - Manual Svc Order vs. Electronic-1st | Incremental Charge - Manual Svc Order vs. Electronic-Add'l | Incremental Charge - Manual Svc Order vs. Electronic-Disc 1st | Incremental Charge - Manual Svc Order vs. Electronic-Disc Add'l |
| | | | | | | | Rec | Nonrecurring | | Nonrecurring Disconnect | | OSS Rates(\$) | | | | |
| | | | | | | | | First | Add'l | First | Add'l | SOME C | SOMAN | SOMAN | SOMAN | SOMAN |
| | | Physical Collocation in the Remote Site - Remote Site CLLI Code Request, per CLLI Code Requested | | | CLORS | PE1RE | | 37.64 | | | | | | | | |
| | | Remote Site DLEC Data (BRSDD), per Compact Disk, per CO | | | CLORS | PE1RR | | 234.50 | | | | | | | | |
| | | Physical Collocation - Security Escort for Basic Time - normally scheduled work, per half hour | | | CLORS | PE1BT | | 16.96 | 10.75 | | | | | | | |
| | | Physical Collocation - Security Escort for Overtime - outside of normally scheduled working hours on a scheduled work day, per half hour | | | CLORS | PE1OT | | 22.10 | 13.89 | | | | | | | |
| | | Physical Collocation - Security Escort for Premium Time - outside of scheduled work day, per half hour | | | CLORS | PE1PT | | 27.23 | 17.02 | | | | | | | |
| | | Adjacent Remote Site Collocation | | | | | | | | | | | | | | |
| | | Remote Site-Adjacent Collocation-Application Fee | | | CLORS | PE1RU | | 755.62 | 755.62 | | | | | | | |
| | | Remote Site-Adjacent Collocation - Real Estate, per square foot | | | CLORS | PE1RT | 0.134 | | | | | | | | | |
| | | Remote Site-Adjacent Collocation - AC Power, per breaker amp | | | CLORS | PE1RS | 6.27 | | | | | | | | | |
| | | NOTE: If Security Escort and/or Add'l Engineering Fees become necessary for adjacent remote site collocation, the Parties will negotiate appropriate rates. | | | | | | | | | | | | | | |
| | | Virtual Remote Site Collocation | | | | | | | | | | | | | | |
| | | Virtual Collocation in the Remote Site - Application Fee | | | VE1RS | VE1RB | | 616.76 | | 337.19 | | | | | | |
| | | Virtual Collocation in the Remote Site - Per Bay/Rack of Space | | | VE1RS | VE1RC | 246.44 | | | | | | | | | |
| | | Virtual Collocation in the Remote Site - Space Availability Report per Premises requested | | | VE1RS | VE1RR | | 232.25 | | | | | | | | |
| | | Virtual Collocation in the Remote Site - Remote Site CLLI Code Request, per CLLI Code Requested | | | VE1RS | VE1RL | | 75.27 | | | | | | | | |
| | | ADJACENT COLLOCATION | | | | | | | | | | | | | | |
| | | Adjacent Collocation - Space Charge per Sq. Ft. | | | CLOAC | PE1JA | 0.0939 | | | | | | | | | |
| | | Adjacent Collocation - Electrical Facility Charge per Linear Ft. | | | CLOAC | PE1JC | 6.40 | | | | | | | | | |
| | | Adjacent Collocation - 2-Wire Cross-Connects | | | UEANL,UEQ,UEA,UCL,UAL,UHL,UDN | PE1JE | 0.0264 | 12.32 | 11.83 | 6.04 | 5.45 | | | | | |
| | | Adjacent Collocation - 4-Wire Cross-Connects | | | UEA,UHL,UDL,UCL | PE1JF | 0.0527 | 12.42 | 11.90 | 6.40 | 5.74 | | | | | |
| | | Adjacent Collocation - DS1 Cross-Connects | | | USL | PE1JG | 1.03 | 22.08 | 15.96 | 6.42 | 5.80 | | | | | |
| | | Adjacent Collocation - DS3 Cross-Connects | | | UE3 | PE1JH | 14.00 | 20.94 | 15.23 | 7.39 | 5.93 | | | | | |
| | | Adjacent Collocation - 2-Fiber Cross-Connect | | | CLOAC | PE1JJ | 2.37 | 20.94 | 15.23 | 7.40 | 5.93 | | | | | |
| | | Adjacent Collocation - 4-Fiber Cross-Connect | | | CLOAC | PE1JK | 4.53 | 25.61 | 19.90 | 9.73 | 8.26 | | | | | |
| | | Adjacent Collocation - Application Fee | | | CLOAC | PE1JB | | 1,580.20 | | | | | | | | |
| | | Adjacent Collocation - 120V, Single Phase Standby Power Rate per AC Breaker Amp | | | CLOAC | PE1JL | 5.67 | | | | | | | | | |
| | | Adjacent Collocation - 240V, Single Phase Standby Power Rate per AC Breaker Amp | | | CLOAC | PE1JM | 11.36 | | | | | | | | | |
| | | Adjacent Collocation - 120V, Three Phase Standby Power Rate per AC Breaker Amp | | | CLOAC | PE1JN | 17.03 | | | | | | | | | |
| | | Adjacent Collocation - 277V, Three Phase Standby Power Rate per AC Breaker Amp | | | CLOAC | PE1JO | 39.33 | | | | | | | | | |
| | | Note: Rates displaying an "I" in Interim column are interim as a result of a Commission order. | | | | | | | | | | | | | | |

| COLLOCATION - Tennessee | | | | | | | | | | | Attachment: 4 Exh B | | | | | | | | | |
|-------------------------|---|---|--|--|--|---------|------|--|-------|-----------|---------------------|-------|-------------------------------|----------------------------------|--------------------------------------|--|--|---|---|--|
| CATEGORY | RATE ELEMENTS | | | | | Interim | Zone | BCS | USOC | RATES(\$) | | | | Svc Order Submitted Elec per LSR | Svc Order Submitted Manually per LSR | Incremental Charge - Manual Svc Order vs. Electronic-1st | Incremental Charge - Manual Svc Order vs. Electronic-Add'l | Incremental Charge - Manual Svc Order vs. Electronic-Disc 1st | Incremental Charge - Manual Svc Order vs. Electronic-Disc Add'l | |
| | | | | | | | | | | Rec | Nonrecurring First | Add'l | Nonrecurring Disconnect First | Add'l | SOME C | SOMAN | SOMAN | SOMAN | SOMAN | |
| PHYSICAL COLLOCATION | | | | | | | | | | | | | | | | | | | | |
| | Application | | | | | | | | | | | | | | | | | | | |
| | | Physical Collocation - Initial Application Fee | | | | | | CLO | PE1BA | | 1,285.98 | | | | | | | | | |
| | | Physical Collocation - Subsequent Application Fee | | | | | | CLO | PE1CA | | 1,085.48 | | | | | | | | | |
| | | Physical Collocation - Co-Carrier Cross Connects/Direct Connect, Application Fee, per application | | | | | | CLO | PE1DT | | 585.09 | | | | | | | | | |
| | | Physical Collocation - Power Reconfiguration Only, Application Fee | | | | | | CLO | PE1PR | | 400.10 | | | | | | | | | |
| | | Physical Collocation Administrative Only - Application Fee | | | | | | CLO | PE1BL | | 743.25 | | | | | | | | | |
| | Space Preparation | | | | | | | | | | | | | | | | | | | |
| | | Physical Collocation - Floor Space, per sq feet | | | | | | CLO | PE1PJ | | 5.94 | | | | | | | | | |
| | | Physical Collocation - Space Enclosure, welded wire, first 50 square feet | | | | | | CLO | PE1BX | | 197.09 | | | | | | | | | |
| | | Physical Collocation - Space enclosure, welded wire, first 100 square feet | | | | | | CLO | PE1BW | | 218.53 | | | | | | | | | |
| | | Physical Collocation - Space enclosure, welded wire, each additional 50 square feet | | | | | | CLO | PE1CW | | 21.44 | | | | | | | | | |
| | | Physical Collocation - Space Preparation - C.O. Modification per square ft. | | | | | | CLO | PE1SK | | 2.74 | | | | | | | | | |
| | | Physical Collocation - Space Preparation, Common Systems Modifications-Cageless, per square foot | | | | | | CLO | PE1SL | | 2.95 | | | | | | | | | |
| | | Physical Collocation - Space Preparation - Common Systems Modifications-Caged, per cage | | | | | | CLO | PE1SM | | 100.14 | | | | | | | | | |
| | | Physical Collocation - Space Preparation - Firm Order Processing | | | | | | CLO | PE1SJ | | 1,204.00 | | | | | | | | | |
| | | Physical Collocation - Space Availability Report, per Central Office Requested | | | | I | | CLO | PE1SR | | 2,027.00 | | | | | | | | | |
| | Power | | | | | | | | | | | | | | | | | | | |
| | | Physical Collocation - Power, -48V DC Power - per Fused Amp Requested | | | | | | CLO | PE1PL | | 8.87 | | | | | | | | | |
| | | Physical Collocation - Power, 120V AC Power, Single Phase, per Breaker Amp | | | | | | CLO | PE1FB | | 5.60 | | | | | | | | | |
| | | Physical Collocation - Power, 240V AC Power, Single Phase, per Breaker Amp | | | | | | CLO | PE1FD | | 11.22 | | | | | | | | | |
| | | Physical Collocation - Power, 120V AC Power, Three Phase, per Breaker Amp | | | | | | CLO | PE1FE | | 16.82 | | | | | | | | | |
| | | Physical Collocation - Power, 277V AC Power, Three Phase, per Breaker Amp | | | | | | CLO | PE1FG | | 38.84 | | | | | | | | | |
| | Cross Connects (Cross Connects, Co-Carrier Cross Connects, and Ports) | | | | | | | | | | | | | | | | | | | |
| | | Physical Collocation - 2-wire cross-connect, loop, provisioning | | | | | | UEANL,UEQ, UNCNX, UEA, UCL, UAL, UHL, UDN, UNCVX | PE1P2 | | 0.033 | 33.82 | 31.92 | | | | | | | |
| | | Physical Collocation - 4-wire cross-connect, loop, provisioning | | | | | | UEA, UHL, UNCVX, UNCDX, UCL, UDL | PE1P4 | | 0.066 | 33.94 | 31.95 | | | | | | | |
| | | Physical Collocation -DS1 Cross-Connect for Physical Collocation, provisioning | | | | | | WDS1L, WDS1S, UXTD1, ULDD1, USLEL, UNLD1, U1TD1, UNC1X, UEPSR, UEPSB, UEPSE, UEPSP, USL, UEPEX, UEPEX, UEPEX | PE1P1 | | 1.51 | 53.27 | 40.16 | | | | | | | |

| COLLOCATION - Tennessee | | | | | | | | | | | Attachment: 4 Exh B | | | | | | |
|-------------------------|---------------|--|---------|------|--|-------|-----------|--------------------|-------|--------------------|---------------------|----------------------------------|--------------------------------------|--|--|---|---|
| CATEGORY | RATE ELEMENTS | | Interim | Zone | BCS | USOC | RATES(\$) | | | | | Svc Order Submitted Elec per LSR | Svc Order Submitted Manually per LSR | Incremental Charge - Manual Svc Order vs. Electronic-1st | Incremental Charge - Manual Svc Order vs. Electronic-Add'l | Incremental Charge - Manual Svc Order vs. Electronic-Disc 1st | Incremental Charge - Manual Svc Order vs. Electronic-Disc Add'l |
| | | | | | | | Rec | Nonrecurring First | Add'l | Nonrecurring First | Disconnect Add'l | OSS Rates(\$) | | | | | |
| | | | | | | | | | | | | SOMECD | SOMAN | SOMAN | SOMAN | SOMAN | SOMAN |
| | | Physical Collocation - DS3 Cross-Connect, provisioning | | | UE3, U1TD3, UXTD3, UXTS1, UNC3X, UNCSX, ULDD3, U1TS1, ULDS1, UNLD3, UEPEX, UEPDX, UEPSR, UEPSB, UEPSE, UEPSP | PE1P3 | 19.26 | 52.37 | 38.89 | | | | | | | | |
| | | Physical Collocation - 2-Fiber Cross-Connect | | | CLO, ULDO3, ULD12, ULD48, U1TO3, U1T12, U1T48, UDLO3, UDL12, UDF | PE1F2 | 15.64 | 41.56 | 29.82 | 12.96 | 10.34 | | | 2.69 | 2.69 | 1.56 | 1.56 |
| | | Physical Collocation - 4-Fiber Cross-Connect | | | ULDO3, ULD12, ULD48, U1TO3, U1T12, U1T48, UDLO3, UDL12, UDF, UDFCX | PE1F4 | 28.11 | 50.53 | 38.78 | 16.97 | 14.35 | | | 2.69 | 2.69 | 1.56 | 1.56 |
| | | Physical Collocation - Co-Carrier Cross Connects/Direct Connect - Fiber Cable Support Structure, per linear foot, per cable. | | | CLO | PE1ES | 0.0013 | | | | | | | | | | |
| | | Physical Collocation - Co-Carrier Cross Connect/Direct Connect - Copper/Coax Cable Support Structure, per linear foot, per cable. | | | CLO | PE1DS | 0.0019 | | | | | | | | | | |
| | | Physical Collocation 2-Wire Cross Connect, Port | | | UEPSR, UEPSP, UEPSE, UEPSB, UEPSX, UEP2C | PE1R2 | 0.033 | 33.82 | 31.92 | | | | | 20.35 | 10.54 | 13.32 | 1.40 |
| | | Physical Collocation 4-Wire Cross Connect, Port | | | UEPEX, UEPDD | PE1R4 | 0.066 | 33.94 | 31.95 | | | | | 20.35 | 10.54 | 13.32 | 1.40 |
| | | Security | | | | | | | | | | | | | | | |
| | | Physical Collocation - Security Escort for Basic Time - normally scheduled work, per half hour | | | CLO | PE1BT | | 33.91 | 21.49 | | | | | | | | |
| | | Physical Collocation - Security Escort for Overtime - outside of normally scheduled working hours on a scheduled work day, per half hour | | | CLO | PE1OT | | 44.17 | 27.76 | | | | | | | | |
| | | Physical Collocation - Security Escort for Premium Time - outside of scheduled work day, per half hour | | | CLO | PE1PT | | 54.42 | 34.02 | | | | | | | | |
| | | Physical Collocation - Security Access System - Security System per Central Office | | | CLO | PE1AX | 55.99 | | | | | | | | | | |
| | | Physical Collocation -Security Access System - New Card Activation, per Card Activation (First), per State | | | CLO | PE1A1 | 0.059 | 55.67 | | | | | | | | | |
| | | Physical Collocation-Security Access System-Administrative Change, existing Access Card, per Request, per State, per Card | | | CLO | PE1AA | | 15.61 | | | | | | | | | |
| | | Physical Collocation - Security Access System - Replace Lost or Stolen Card, per Card | | | CLO | PE1AR | | 45.64 | | | | | | | | | |
| | | Physical Collocation - Security Access - Initial Key, per Key | | | CLO | PE1AK | | 26.24 | | | | | | | | | |
| | | Physical Collocation - Security Access - Key, Replace Lost or Stolen Key, per Key | | | CLO | PE1AL | | 26.24 | | | | | | | | | |
| | | CFA | | | | | | | | | | | | | | | |
| | | Physical Collocation - CFA Information Resend Request, per premises, per arrangement, per request | | | CLO | PE1C9 | | 77.67 | | | | | | | | | |
| | | Cable Records | | | | | | | | | | | | | | | |
| | | Physical Collocation - Cable Records, per request | | | CLO | PE1CR | | 1,711.00 | | | | | | | | | |
| | | Physical Collocation, Cable Records, VG/DS0 Cable, per cable record (maximum 3600 records) | | | CLO | PE1CD | | 925.06 | | | | | | | | | |
| | | Physical Collocation, Cable Records, VG/DS0 Cable, per each 100 pair | | | CLO | PE1CO | | 18.05 | | | | | | | | | |
| | | Physical Collocation, Cable Records, DS1, per T1 TIE | | | CLO | PE1C1 | | 8.45 | | | | | | | | | |
| | | Physical Collocation, Cable Records, DS3, per T3 TIE | | | CLO | PE1C3 | | 29.57 | | | | | | | | | |

COLLOCATION - Tennessee

| CATEGORY | | RATE ELEMENTS | Interi m | Zone | BCS | USOC | RATES(\$) | | | | | Svc Order Submitted Elec per LSR | Svc Order Submitted Manually per LSR | Incremental Charge - Manual Svc Order vs. Electronic- 1st | Incremental Charge - Manual Svc Order vs. Electronic- Add'l | Incremental Charge - Manual Svc Order vs. Electronic- Disc 1st | Incremental Charge - Manual Svc Order vs. Electronic- Disc Add'l |
|---|---------------------|--|-------------|------|--|-------|-----------|-----------------------|-------|----------------------------------|-------|---|---|--|--|---|---|
| | | | | | | | Rec | Nonrecurring First | Add'l | Nonrecurring Disconnect First | Add'l | OSS Rates(\$) | | | | | |
| | | | | | | | | | | | | SOME C | SOMAN | SOMAN | SOMAN | SOMAN | SOMAN |
| | | Physical Collocation - Cable Records, Fiber Cable, per cable record (maximum 99 records) | | | CLO | PE1CB | | 279.42 | | | | | | | | | |
| | | Physical Collocation, Cable Records,CAT5/RJ45 | | | CLO | PE1C5 | | 8.45 | | | | | | | | | |
| | Virtual to Physical | | | | | | | | | | | | | | | | |
| | | Physical Collocation - Virtual to Physical Collocation Relocation, per Voice Grade Circuit | | | CLO | PE1BV | | 33.00 | | | | | | | | | |
| | | Physical Collocation - Virtual to Physical Collocation Relocation, per DSO Circuit | | | CLO | PE1BO | | 33.00 | | | | | | | | | |
| | | Physical Collocation - Virtual to Physical Collocation Relocation, per DS1 Circuit | | | CLO | PE1B1 | | 52.00 | | | | | | | | | |
| | | Physical Collocation - Virtual to Physical Collocation Relocation, per DS3 Circuit | | | CLO | PE1B3 | | 52.00 | | | | | | | | | |
| | | Physical Collocation - Virtual to Physical Collocation In-Place, Per Voice Grade Circuit | | | CLO | PE1BR | | 21.11 | | | | | | | | | |
| | | Physical Collocation Virtual to Physical Collocation In-Place, Per DSO Circuit | | | CLO | PE1BP | | 21.11 | | | | | | | | | |
| | | Physical Collocation - Virtual to Physical Collocation In-Place, Per DS1 Circuit | | | CLO | PE1BS | | 30.69 | | | | | | | | | |
| | | Physical Collocation - Virtual to Physical Collocation In-Place, per DS3 Circuit | | | CLO | PE1BE | | 30.69 | | | | | | | | | |
| | Entrance Cable | | | | | | | | | | | | | | | | |
| | | Physical Collocation - Fiber Cable Support Structure, per Entrance Cable | | | CLO | PE1PM | 19.80 | | | | | | | | | | |
| | | Physical Collocation - Fiber Entrance Cable per Cable (CO manhole to vault splice) | | | CLO | PE1EC | | 1,071.00 | | 43.10 | | | | | | | |
| | | Physical Collocation - Fiber Entrance Cable Installation, per Fiber | | | CLO | PE1ED | | 7.29 | | | | | | | | | |
| VIRTUAL COLLOCATION | | | | | | | | | | | | | | | | | |
| | Application | | | | | | | | | | | | | | | | |
| | | Virtual Collocation - Application Fee | | | AMTFS | EAF | | 2,633.00 | | | | | | 2.07 | 2.81 | 0.67 | 1.41 |
| | | Virtual Collocation - Co-Carrier Cross Connects/Direct Connect, Application Fee, per application | | | AMTFS | VE1CA | | 585.09 | | | | | | | | | |
| | | Virtual Collocation Administrative Only - Application Fee | | | AMTFS | VE1AF | | 743.25 | | | | | | | | | |
| | Space Preparation | | | | | | | | | | | | | | | | |
| | | Virtual Collocation - Floor Space, per sq. ft. | | | AMTFS | ESPVX | 3.91 | | | | | | | | | | |
| | Power | | | | | | | | | | | | | | | | |
| | | Virtual Collocation - Power, per fused amp | | | AMTFS | ESPAX | 6.79 | | | | | | | | | | |
| Cross Connects (Cross Connects, Co-Carrier Cross Connects, and Ports) | | | | | | | | | | | | | | | | | |
| | | Virtual Collocation - 2-wire cross-connect, loop, provisioning | | | UEANL, UEA, UDN, UAL, UHL, UCL, UEQ, UNCVX, UNCDX, UNCNCX | UEAC2 | 0.57 | 11.62 | 9.90 | 10.38 | 8.66 | | 2.07 | 2.81 | 0.67 | 1.41 | |
| | | Virtual Collocation - 4-wire cross-connect, loop, provisioning | | | UEA, UHL, UCL, UDL, UNCVX, UNCDX | UEAC4 | 0.57 | 11.81 | 10.04 | 10.44 | 8.67 | | 2.07 | 2.81 | 0.67 | 1.41 | |
| | | Virtual collocation - Special Access & UNE, cross-connect per DS1 | | | ULR, UXTD1, UNC1X, ULDD1, U1TD1, USLEL, UNLD1, USL, UEPEX, UEPDX | CNC1X | 1.32 | 32.22 | 17.76 | 10.46 | 8.75 | | 2.07 | 2.81 | 0.67 | 1.41 | |
| | | Virtual collocation - Special Access & UNE, cross-connect per DS3 | | | USL, UE3, U1TD3, UXTS1, UXTD3, UNC3X, UNCSX, ULDD3, U1TS1, ULDS1, UDLSX, UNLD3 | CND3X | 12.32 | 29.97 | 16.30 | 12.03 | 8.99 | | 2.07 | 2.81 | 0.67 | 1.41 | |

| COLLOCATION - Tennessee | | | | | | | | | | | Attachment: 4 Exh B | | | | | | |
|--------------------------------|----------------------------------|---|-------------|------|--|-------|-----------|-----------------------|-------|----------------------------------|---|---|--|--|---|---|------|
| CATEGORY | RATE ELEMENTS | | Interi m | Zone | BCS | USOC | RATES(\$) | | | | Svc Order Submitted Elec per LSR | Svc Order Submitted Manually per LSR | Incremental Charge - Manual Svc Order vs. Electronic- 1st | Incremental Charge - Manual Svc Order vs. Electronic- Add'l | Incremental Charge - Manual Svc Order vs. Electronic- Disc 1st | Incremental Charge - Manual Svc Order vs. Electronic- Disc Add'l | |
| | | | | | | | Rec | Nonrecurring First | Add'l | Nonrecurring Disconnect First | Add'l | OSS Rates(\$) | | | | | |
| | | | | | | | | | | | | SOMEc | SOMAN | SOMAN | SOMAN | SOMAN | |
| | | Virtual Collocation - 2-Fiber Cross Connects | | | UDL12, UDLO3, U1T48, U1T12, U1TO3, ULDO3, ULD12, ULD48, UDF | CNC2F | 3.03 | 41.56 | 29.82 | 12.96 | 10.34 | | | 2.69 | 2.69 | 1.56 | 1.56 |
| | | Virtual Collocation - 4-Fiber Cross Connects | | | UDL12, UDLO3, U1T48, U1T12, U1TO3, ULDO3, ULD12, ULD48, UDF | CNC4F | 6.06 | 50.53 | 38.78 | 16.97 | 14.35 | | | 2.69 | 2.69 | 1.56 | 1.56 |
| | | Virtual Collocation - Co-Carrier Cross Connects/Direct Connect - Fiber Cable Support Structure, per linear foot, per cable | | | AMTFS | VE1CB | 0.0013 | | | | | | | | | | |
| | | Virtual Collocation - Co-Carrier Cross Connects/Direct Connect - Copper/Coax Cable Support Structure, per linear foot, per cable | | | AMTFS | VE1CD | 0.0019 | | | | | | | | | | |
| | | Virtual Collocation 2-Wire Cross Connect, Port | | | UEPSX, UEPSB, UEPSE, UEPSP, UEPSR, UEP2C | VE1R2 | 0.57 | 11.62 | 9.90 | 10.38 | 8.66 | | | 20.35 | 10.54 | 13.32 | 1.40 |
| | | Virtual Collocation 4-Wire Cross Connect, Port | | | UEPDD, UEPEX | VE1R4 | 0.57 | 11.81 | 10.04 | 10.44 | 8.67 | | | 20.35 | 10.54 | 13.32 | 1.40 |
| | CFA | Virtual Collocation - CFA Information Resend Request, per Premises, per Arrangement, per request | | | AMTFS | VE1QR | | 77.67 | | | | | | | | | |
| | Cable Records | | | | | | | | | | | | | | | | |
| | | Virtual Collocation Cable Records - per request | | | AMTFS | VE1BA | | 1,711.00 | | | | | | | | | |
| | | Virtual Collocation Cable Records - VG/DS0 Cable, per cable record | | | AMTFS | VE1BB | | 925.06 | | | | | | | | | |
| | | Virtual Collocation Cable Records - VG/DS0 Cable, per each 100 pair | | | AMTFS | VE1BC | | 18.05 | | | | | | | | | |
| | | Virtual Collocation Cable Records - DS1, per T1TIE | | | AMTFS | VE1BD | | 8.45 | | | | | | | | | |
| | | Virtual Collocation Cable Records - DS3, per T3TIE | | | AMTFS | VE1BE | | 29.57 | | | | | | | | | |
| | | Virtual Collocation Cable Records - Fiber Cable, per 99 fiber records | | | AMTFS | VE1BF | | 279.42 | | | | | | | | | |
| | | Virtual Collocation Cable Records - CAT 5/RJ45 | | | AMTFS | VE1B5 | | 8.45 | | | | | | | | | |
| | Security | | | | | | | | | | | | | | | | |
| | | Virtual collocation - Security escort, basic time, normally scheduled work hours | | | AMTFS | SPTBX | | 33.15 | 20.44 | | | | | 2.07 | 2.81 | 0.67 | 1.41 |
| | | Virtual collocation - Security escort, overtime, outside of normally scheduled work hours on a normal working day | | | AMTFS | SPTOX | | 41.50 | 25.61 | | | | | 2.07 | 2.81 | 0.67 | 1.41 |
| | | Virtual collocation - Security escort, premium time, outside of a scheduled work day | | | AMTFS | SPTPX | | 49.86 | 30.79 | | | | | 2.07 | 2.81 | 0.67 | 1.41 |
| | Maintenance | | | | | | | | | | | | | | | | |
| | | Virtual collocation - Maintenance in CO - Basic, per half hour | | | AMTFS | CTRLX | | 30.64 | | | | | | 2.07 | 2.81 | 0.67 | 1.41 |
| | | Virtual collocation - Maintenance in CO - Overtime, per half hour | | | AMTFS | SPTOM | | 35.77 | | | | | | 2.07 | 2.81 | 0.67 | 1.41 |
| | | Virtual collocation - Maintenance in CO - Premium per half hour | | | AMTFS | SPTPM | | 40.90 | | | | | | 2.07 | 2.81 | 0.67 | 1.41 |
| | Entrance Cable | | | | | | | | | | | | | | | | |
| | | Virtual Collocation - Cable Installation Charge, per cable | | | AMTFS | ESPCX | | 1,749.00 | | | | | | 2.07 | 2.81 | 0.67 | 1.41 |
| | | Virtual Collocation - Cable Support Structure, per cable | | | AMTFS | ESPSX | 17.87 | | | | | | | | | | |
| COLLOCATION IN THE REMOTE SITE | | | | | | | | | | | | | | | | | |
| | Physical Remote Site Collocation | | | | | | | | | | | | | | | | |
| | | Physical Collocation in the Remote Site - Application Fee | | | CLORS | PE1RA | | 580.20 | | 312.76 | | | | | | | |
| | | Cabinet Space in the Remote Site per Bay/ Rack | | | CLORS | PE1RB | 220.41 | | | | | | | | | | |
| | | Physical Collocation in the Remote Site - Security Access - Key | | | CLORS | PE1RD | | 24.69 | | | | | | | | | |
| | | Physical Collocation in the Remote Site - Space Availability Report per Premises Requested | | | CLORS | PE1SR | | 218.49 | | | | | | | | | |

COLLOCATION - Tennessee

| CATEGORY | RATE ELEMENTS | Interim | Zone | BCS | USOC | RATES(\$) | | | | | Svc Order Submitted Elec per LSR | Svc Order Submitted Manually per LSR | Incremental Charge - Manual Svc Order vs. Electronic-1st | Incremental Charge - Manual Svc Order vs. Electronic-Add'l | Incremental Charge - Manual Svc Order vs. Electronic-Disc 1st | Incremental Charge - Manual Svc Order vs. Electronic-Disc Add'l |
|---|--|---------|------|----------------------------------|-------|-----------|--------------------|--------|-------------------------------|-------|----------------------------------|--------------------------------------|--|--|---|---|
| | | | | | | Rec | Nonrecurring First | Add'l | Nonrecurring Disconnect First | Add'l | SOME C | SOMAN | SOMAN | SOMAN | SOMAN | SOMAN |
| | Physical Collocation in the Remote Site - Remote Site CLLI Code Request, per CLLI Code Requested | | | CLORS | PE1RE | | 70.81 | | | | | | | | | |
| | Remote Site DLEC Data (BRSDD), per Compact Disk, per CO | | | CLORS | PE1RR | | 234.15 | | | | | | | | | |
| | Physical Collocation - Security Escort for Basic Time - normally scheduled work, per half hour | | | CLORS | PE1BT | | 33.91 | 21.49 | | | | | | | | |
| | Physical Collocation - Security Escort for Overtime - outside of normally scheduled working hours on a scheduled work day, per half hour | | | CLORS | PE1OT | | 44.17 | 27.76 | | | | | | | | |
| | Physical Collocation - Security Escort for Premium Time - outside of scheduled work day, per half hour | | | CLORS | PE1PT | | 54.42 | 34.02 | | | | | | | | |
| | Adjacent Remote Site Collocation | | | | | | | | | | | | | | | |
| | Remote Site-Adjacent Collocation-Application Fee | | | CLORS | PE1RU | | 755.62 | 755.62 | | | | | | | | |
| | Remote Site-Adjacent Collocation - Real Estate, per square foot | | | CLORS | PE1RT | 0.134 | | | | | | | | | | |
| | Remote Site-Adjacent Collocation - AC Power, per breaker amp | | | CLORS | PE1RS | 6.27 | | | | | | | | | | |
| NOTE: If Security Escort and/or Add'l Engineering Fees become necessary for adjacent remote site collocation, the Parties will negotiate appropriate rates. | | | | | | | | | | | | | | | | |
| | Virtual Remote Site Collocation | | | | | | | | | | | | | | | |
| | Virtual Collocation in the Remote Site - Application Fee | | | VE1RS | VE1RB | | 580.20 | | 312.76 | | | | | | | |
| | Virtual Collocation in the Remote Site - Per Bay/Rack of Space | | | VE1RS | VE1RC | 220.41 | | | | | | | | | | |
| | Virtual Collocation in the Remote Site - Space Availability Report per Premises requested | | | VE1RS | VE1RR | | 218.49 | | | | | | | | | |
| | Virtual Collocation in the Remote Site - Remote Site CLLI Code Request, per CLLI Code Requested | | | VE1RS | VE1RL | | 70.81 | | | | | | | | | |
| ADJACENT COLLOCATION | | | | | | | | | | | | | | | | |
| | Adjacent Collocation - Space Charge per Sq. Ft. | | | CLOAC | PE1JA | 0.0656 | | | | | | | | | | |
| | Adjacent Collocation - Electrical Facility Charge per Linear Ft. | | | CLOAC | PE1JC | 5.53 | | | | | | | | | | |
| | Adjacent Collocation - 2-Wire Cross-Connects | | | UEANL,UEQ,UEA,UCL, UAL, UHL, UDN | PE1JE | 0.34 | 11.12 | 10.18 | 11.33 | 10.23 | | | 1.77 | 1.77 | 1.12 | 1.12 |
| | Adjacent Collocation - 4-Wire Cross-Connects | | | UEA,UHL,UDL,UCL | PE1JF | 0.33 | 11.30 | 10.31 | 11.62 | 10.44 | | | 1.77 | 1.77 | 1.12 | 1.12 |
| | Adjacent Collocation - DS1 Cross-Connects | | | USL | PE1JG | 1.70 | 28.39 | 16.88 | 11.65 | 10.54 | | | 1.77 | 1.77 | 1.12 | 1.12 |
| | Adjacent Collocation - DS3 Cross-Connects | | | UE3 | PE1JH | 19.03 | 26.23 | 15.51 | 13.40 | 10.77 | | | 1.77 | 1.77 | 1.12 | 1.12 |
| | Adjacent Collocation - 2-Fiber Cross-Connect | | | CLOAC | PE1JJ | 3.49 | 26.23 | 15.51 | 13.41 | 10.78 | | | 1.77 | 1.77 | 1.12 | 1.12 |
| | Adjacent Collocation - 4-Fiber Cross-Connect | | | CLOAC | PE1JK | 6.50 | 29.75 | 19.02 | 17.60 | 14.97 | | | 1.77 | 1.77 | 1.12 | 1.12 |
| | Adjacent Collocation - Application Fee | | | CLOAC | PE1JB | | 2,973.00 | | 0.95 | | | | 0.00 | 0.00 | 0.00 | 0.00 |
| | Adjacent Collocation - 120V, Single Phase Standby Power Rate per AC Breaker Amp | | | CLOAC | PE1JL | 5.81 | | | | | | | | | | |
| | Adjacent Collocation - 240V, Single Phase Standby Power Rate per AC Breaker Amp | | | CLOAC | PE1JM | 11.64 | | | | | | | | | | |
| | Adjacent Collocation - 120V, Three Phase Standby Power Rate per AC Breaker Amp | | | CLOAC | PE1JN | 17.45 | | | | | | | | | | |
| | Adjacent Collocation - 277V, Three Phase Standby Power Rate per AC Breaker Amp | | | CLOAC | PE1JO | 40.30 | | | | | | | | | | |
| Note: Rates displaying an "I" in Interim column are interim as a result of a Commission order. | | | | | | | | | | | | | | | | |

Attachment 5

Access to Numbers and Number Portability

TABLE OF CONTENTS

| | |
|---|----------|
| 1. Non-Discriminatory Access to Telephone Numbers..... | 3 |
| 2. Local Number Portability | 4 |
| 3. Service Order Charges | 5 |
| 4. LNP In Conjunction with Local Switching..... | 5 |

ACCESS TO NUMBERS AND NUMBER PORTABILITY

1. Non-Discriminatory Access to Telephone Numbers

- 1.1 During the term of this Agreement, where Image Access is utilizing its own switch, Image Access shall contact the North American Numbering Plan Administrator (NANPA), or, where applicable, the relevant Number Pool Administrator for the assignment of numbering resources.
- 1.2 Where BellSouth provides local switching or resold services to Image Access, BellSouth will provide Image Access with online access to available telephone numbers as defined by applicable FCC rules and regulations on a first come first served basis. Image Access acknowledges that such access to numbers shall be in accordance with the appropriate FCC rules and regulations. Image Access may designate up to a forecasted six (6) months supply of available numbers as intermediate (an available number provided to Image Access) telephone numbers per rate center if the following conditions are met:
 - 1.2.1 Image Access must: (1) indicate that all of the intermediate numbers currently held by Image Access in each rate center where Image Access will be requesting intermediate telephone numbers have six (6) or less months to exhaust; (2) supply projected monthly telephone number demand on a rate center basis for the coming twelve (12) months for each rate center where Image Access will be requesting intermediate telephone numbers; and, (3) demonstrate that the utilization level on current intermediate numbers held by Image Access in the rate center where Image Access is requesting telephone numbers has reached at least seventy-five percent (75%).
 - 1.2.2 The above information will be provided by Image Access by submitting to BellSouth a fully completed "CO Code Assignments Months To Exhaust Certification Worksheet – TN Level" (MTE Worksheet), Appendix B to the Central Office Code (NXX) Assignments Guidelines, INC 95-0407-008 for each rate center where Image Access will be requesting intermediate telephone numbers. The utilization level is calculated by dividing all intermediate numbers currently assigned by Image Access to customers by the total number of intermediate numbers held by Image Access in the rate center and multiplying the result by one hundred (100).
 - 1.2.3 If fulfilling Image Access's request for intermediate numbers results in BellSouth having to submit a request for additional telephone numbers to a national numbering administrator (either NANPA CO Code Administration or NeuStar Pooling Administration or their successors), BellSouth will submit the required numbering request to the national numbering administrator to satisfy Image

Access's request for intermediate numbers. BellSouth will also pursue all appropriate steps (including submitting a safety valve request (petition) to the appropriate Commission if the numbering request is denied by the national administrator) to satisfy Image Access's request for intermediate numbers. In these cases, BellSouth is not obligated to fulfill the request by Image Access for intermediate numbers unless, and until, BellSouth's request for additional numbering resources is granted.

1.2.4 Image Access agrees to supply supporting information for any numbering request and/or safety valve request that BellSouth files pursuant to Section 1.2.3 above.

1.3 Image Access acknowledges that there may be instances where there is an industry shortage of available telephone numbers in a number plan area (NPA). These instances occur where a jeopardy status has been declared by NANPA and the industry has determined that limiting the assignment of new numbers is the appropriate method to employ until the jeopardy can be alleviated. In such NPA jeopardy situations where assignment of new numbers is restricted per the jeopardy guidelines developed by the industry, BellSouth may request that Image Access cancel all or a portion of its unassigned intermediate numbers. Image Access's consent to BellSouth's request shall not be unreasonably withheld.

2. Local Number Portability

2.1 The Parties will offer LNP in accordance with rules, regulations and guidelines adopted by the Commission, the FCC and industry fora.

2.2 Service Management System (SMS) Administration. The Parties will work cooperatively with other local service providers to establish and maintain contracts for the LNP SMS.

2.3 Network Architecture. The Parties agree to adhere to applicable FCC rules and orders governing LNP network architecture.

2.4 Signaling. In connection with LNP, each Party agrees to use SS7 signaling in accordance with applicable FCC rules and orders.

2.5 N-1 Query. The Parties agree to adhere to applicable FCC rules and orders governing LNP N-1 queries.

2.6 Porting of Reserved Numbers and Suspended Lines. Customers of each Party may port numbers, via LNP, that are in a denied state or that are on suspend status. In addition, customers of each Party may port reserved numbers that the customer has paid to reserve. Portable reserved numbers are identified on the Customer Service Record (CSR). In anticipation of porting from one Party to the other Party, a Party's customer may reserve additional telephone numbers and include them with the numbers that are subsequently ported to the other Party. It is not necessary to restore a denied number before it is ported.

- 2.7 Splitting of Number Groups. The Parties shall permit blocks of subscriber numbers (including, but not limited to, Direct Inward Dial (DID) numbers and MultiServ groups) to be split in connection with an LNP request. BellSouth and Image Access shall permit customers who port a portion of DID numbers to retain DID service on the remaining portion of numbers. If a Party requests porting a range of DID numbers smaller than a whole block, that Party shall pay the applicable charges for doing so as set forth in Attachment 2. In the event no rate is set forth in Attachment 2, then the Parties shall negotiate a rate for such services.
- 2.8 The Parties will set Location Routing Number (LRN) unconditional or ten (10) digit triggers where applicable. Where triggers are set, the porting Party will remove the ported number at the same time the trigger is removed.
- 2.9 A trigger order is a service order issued in advance of the porting of a number. A trigger order 1) initiates call queries to the AIN SS7 network in advance of the number being ported; and 2) provides for the new service provider to be in control of when a number ports.
- 2.10 Where triggers are not set, the Parties shall coordinate the porting of the number between service providers so as to minimize service interruptions to the customer.
- 2.11 BellSouth and Image Access will work cooperatively to implement changes to LNP process flows ordered by the FCC or as recommended by standard industry foras addressing LNP.
- 2.12 Where Image Access utilizes BellSouth's LNP Query Service, BellSouth shall bill and Image Access shall pay the query charge associated with LNP Query Service as set forth in Attachment 2. To receive the LNP Query Service charge set forth in Attachment 2, Image Access shall fill out and submit the Interconnection data sheet for BellSouth LNP Query Service. The form can be obtained on BellSouth's Interconnection Web site under BellSouth LNP Query Service and click on forms. Once the form has been filled out and submitted the LNP Query charge will take effect on the approved date. This charge is not subject to the resale discount set forth in Attachment 1.

3. Service Order Charges

- 3.1 The terms, conditions and rates for OSS utilized in connection with LNP are as set forth in Attachment 6 and Exhibit A of Attachment 2.

4. LNP In Conjunction with Local Switching

- 4.1 Where Image Access purchases local switching from BellSouth, the Parties shall adhere to the following processes:
- 4.1.1 When Image Access submits an LSR for services, if the telephone number associated with the services requested resides in a switch other than BellSouth's, then BellSouth will submit an LNP LSR to the appropriate switch owner. Image Access shall be responsible for reimbursing BellSouth for any costs or charges

imposed on BellSouth by the switch owner resulting from the submission of the LNP LSR. In addition, Image Access shall pay to BellSouth the manual service order charges or electronic service order charges as specified in Exhibit A of Attachment 2 for BellSouth's creation and submission of the LNP LSR to the appropriate switch owner.

- 4.1.2 Working telephone numbers, telephone numbers for which payment has been made to reserve and telephone numbers that are in a denied state (but not disconnected) or suspended status may be subject to porting.

Attachment 6

**Pre-Ordering, Ordering, Provisioning,
Maintenance and Repair**

TABLE OF CONTENTS

1. QUALITY OF PRE-ORDERING, ORDERING, PROVISIONING, MAINTENANCE AND REPAIR. 3

2. ACCESS TO OPERATIONS SUPPORT SYSTEMS..... 3

3. MISCELLANEOUS..... 7

PRE-ORDERING, ORDERING, PROVISIONING, MAINTENANCE AND REPAIR

1. QUALITY OF PRE-ORDERING, ORDERING, PROVISIONING, MAINTENANCE AND REPAIR

- 1.1 BellSouth shall provide to Image Access nondiscriminatory access to its Operations Support Systems (OSS) and the necessary information contained therein in order that Image Access can perform the functions of pre-ordering, ordering, provisioning, maintenance and repair, and billing. BellSouth shall provide Image Access with all relevant documentation (manuals, user guides, specifications, etc.) regarding business rules and other formatting information as well as practices and procedures necessary to ensure requests are efficiently processed. All documentation will be readily accessible at BellSouth's Interconnection Web site and is incorporated herein by reference. BellSouth shall ensure that its OSS are designed to accommodate requests for both current and projected demands of Image Access and other CLECs in the aggregate.

2. ACCESS TO OPERATIONS SUPPORT SYSTEMS

- 2.1 BellSouth shall provide Image Access nondiscriminatory access to its OSS and the necessary information contained therein in order that Image Access can perform the functions of pre-ordering, ordering, provisioning, maintenance and repair, and billing. BellSouth shall provide nondiscriminatory access to the OSS through manual and/or electronic interfaces as described in this Attachment. It is the sole responsibility of Image Access to obtain the technical capability to access and utilize BellSouth's OSS interfaces. Specifications for Image Access's access and use of BellSouth's electronic interfaces are set forth at BellSouth's Interconnection Web site and are incorporated herein by reference.
- 2.1.1 Image Access agrees to comply with the provisions of the Operations Support Systems (OSS) Interconnection Volume Guidelines as set forth at BellSouth's Interconnection Web site, and incorporated herein by reference as amended from time to time.
- 2.2 Pre-Ordering. BellSouth will provide electronic access to its OSS and the information contained therein in order that Image Access can perform the following pre-ordering functions: service address validation, telephone number selection, service and feature availability, due date information, customer record information and loop makeup information. Mechanized access is provided by electronic interfaces whose specifications for access and use are set forth at BellSouth's Interconnection Web site and are incorporated herein by reference. The process by which BellSouth and Image Access will manage these electronic interfaces to include the development and introduction of new interfaces will be

governed by the change management process as described in Section 2.6 below. Image Access shall provide to BellSouth access to customer record information, including circuit numbers associated with each telephone number where applicable. Image Access shall provide such information within four (4) hours after request via electronic access where available. If electronic access is not available, Image Access shall provide to BellSouth paper copies of customer record information, including circuit numbers associated with each telephone number where applicable. Image Access shall use commercially reasonable efforts to provide access to CSR information within forty-eight (48) hours of a valid request, exclusive of Saturdays, Sundays, and Holidays.

- 2.2.1 The Parties agree not to view, copy, or otherwise obtain access to the customer record information of any customer without that customer's permission. Image Access will obtain access to customer record information only in strict compliance with applicable laws, rules, or regulations of the state in which the service is provided. BellSouth reserves the right to audit Image Access's access to customer record information. If a BellSouth audit of Image Access's access to customer record information reveals that Image Access is accessing customer record information without having obtained the proper End User authorization, BellSouth upon reasonable notice to Image Access may take corrective action, including but not limited to suspending or terminating Image Access's electronic access to BellSouth's OSS functionality. If Image Access disagrees with the BellSouth allegations of unauthorized use, Image Access shall proceed pursuant to the dispute resolution provisions set forth in the General Terms and Conditions. All such information obtained through an audit shall be deemed Information covered by the Proprietary and Confidential Information section in the General Terms and Conditions of this Agreement.
- 2.3 Ordering. BellSouth will make available to Image Access electronic interfaces for the purpose of exchanging order information, including order status and completion notification, for non-complex and certain complex resale requests and certain network elements. Specifications for access and use of BellSouth's electronic interfaces are set forth at BellSouth's Interconnection Web site and are incorporated herein by reference as they are amended from time to time. The process by which BellSouth and Image Access will manage these electronic interfaces to include the development and introduction of new interfaces will be governed by the change management process as described below.
- 2.3.1 Image Access shall place orders for services by submitting a local service request ("LSR") to BellSouth. BellSouth shall bill Image Access an electronic service order charge at the rate set forth in the applicable Attachment to this Agreement for each LSR submitted by means of an electronic interface. BellSouth shall bill Image Access a manual service order charge at the rate set forth in the applicable Attachment to this Agreement for each LSR submitted by means other than the

electronic Interfaces (e.g. mail, fax, courier, etc.). An individual LSR will be identified for billing purposes by its Purchase Order Number ("PON").

- 2.3.1.1 Image Access may submit an LSR to request that an End User's service be temporarily suspended, denied, or restored. Alternatively, Image Access may submit a list of such End Users if Image Access provides a separate PON for each location on the list. Each location will be billed as a separate LSR.
- 2.3.1.2 BellSouth will bill the electronic or manual service order charge, as applicable, for an LSR, regardless of whether that LSR is later supplemented, clarified or cancelled.
- 2.3.1.3 Notwithstanding the foregoing, BellSouth will not bill an additional electronic or manual service order charge for supplements to any LSR submitted to clarify, correct, change or cancel a previously submitted LSR.
- 2.4 Provisioning. BellSouth shall provision services during its regular working hours. To the extent Image Access requests provisioning of service to be performed outside BellSouth's regular working hours, or the work so requested requires BellSouth's technicians or project managers to work outside of regular working hours, overtime charges set forth in BellSouth's State E Tariff, Section 13.2, shall apply. Notwithstanding the foregoing, if such work is performed outside of regular working hours by a BellSouth technician or project manager during his or her scheduled shift and BellSouth does not incur any overtime charges in performing the work on behalf of Image Access, BellSouth will not assess Image Access additional charges beyond the rates and charges specified in this Agreement.
 - 2.4.1 In the event BellSouth must dispatch to the End User's location more than once due to incorrect or incomplete information provided by Image Access (e.g., incomplete address, incorrect contact name/number, etc.), BellSouth will bill Image Access for each additional dispatch required to provision the circuit due to the incorrect/incomplete information provided. BellSouth will assess the applicable Maintenance of Service rates from BellSouth's FCC No. 1 Tariff, Section 13.3.1 (E).
 - 2.4.2 Cancellation Charges. If Image Access cancels an LSR for network elements or resold services, any costs incurred by BellSouth in conjunction with the provisioning of that request will be recovered in accordance with BellSouth's Private Line Tariff or BellSouth's FCC No. 1 Tariff, Section 5.4.
 - 2.4.2.1 Notwithstanding the foregoing, if Image Access places an LSR based upon BellSouth's loop makeup information, and such information is inaccurate resulting in the inability of BellSouth to provision the network elements requested and another spare compatible facility cannot be found with the transmission characteristics of the network elements originally requested, cancellation charges

described in this Section shall not apply. Where Image Access places a single LSR for multiple network elements or services based upon loop makeup information, and information as to some, but not all, of the network elements or services is inaccurate, if BellSouth cannot provision the network elements or services that were the subject of the inaccurate loop makeup information, Image Access may cancel its request for those network elements or services without incurring cancellation charges as described in this Section. In such instance, should Image Access elect to cancel the entire LSR, cancellation charges as described in this Section shall apply to those elements and services that were not the subject of inaccurate loop makeup.

2.4.3 Service Date Advancement Charges (Expedites). For Service Date Advancement requests by Image Access, Service Date Advancement charges will apply for intervals less than the standard interval as outlined in the BellSouth Product and Services Interval Guide. The charges as outlined in Exhibit A of Attachment 2 of this Agreement will apply.

2.4.4 Order Modification Charges. If Image Access modifies an order after being sent a Firm Order Confirmation (FOC) from BellSouth, the Order Modification Charge (OMC) or Order Modification Charge Additional Dispatch (OMCAD) will be paid by Image Access in accordance with Exhibit A of Attachment 2 of this Agreement.

2.5 Maintenance and Repair. BellSouth will make available to Image Access electronic interfaces for the purpose of reporting and monitoring service troubles. Specifications for access and use of BellSouth's maintenance and repair electronic interfaces are set forth at BellSouth's Interconnection Web site and are incorporated herein by reference. The process by which BellSouth and Image Access will manage these electronic interfaces to include the development and introduction of new interfaces will be governed by the change management process as described below. Requests for trouble repair are billed in accordance with the provisions of this Agreement. BellSouth and Image Access agree to adhere to BellSouth's Operational Understanding, as amended from time to time during this Agreement and as incorporated herein by reference. The Operational Understanding may be accessed via BellSouth's Interconnection Web site.

2.5.1 If Image Access reports a trouble on a Network Element or Other Service and no trouble actually exists on the BellSouth portion, BellSouth will charge Image Access for any dispatching and testing (both inside and outside the Central Office (CO)) required by BellSouth in order to confirm the working status.

2.5.2 In the event BellSouth must dispatch to the End User's location more than once due to incorrect or incomplete information provided by Image Access (e.g., incomplete address, incorrect contact name/number, etc.), BellSouth will bill Image Access for each additional dispatch required to repair the circuit due to the incorrect/incomplete information provided. BellSouth will assess the applicable

Maintenance of Service rates from BellSouth's FCC No. 1 Tariff, Section 13.3.1 (E).

- 2.6 Billing. BellSouth will provide Image Access nondiscriminatory access to billing information as specified in Attachment 7 to this Agreement.
- 2.7 Change Management. BellSouth and Image Access agree that the collaborative change management process known as the Change Control Process (CCP) will be used to manage changes to existing interfaces, introduction of new interfaces and retirement of interfaces. BellSouth and Image Access agree to comply with the provisions of the documented Change Control Process as may be amended from time to time and incorporated herein by reference. The change management process will cover changes to BellSouth's electronic interfaces, BellSouth's testing environment, associated manual process improvements, and relevant documentation. The process will define a procedure for resolution of change management disputes. Documentation of the CCP as well as related information and processes will be clearly organized and readily accessible to Image Access at BellSouth's Interconnection Web site.
- 2.8 Rates. Unless otherwise specified herein, charges for the use of BellSouth's Operations Support Systems (OSS), and other charges applicable to pre-ordering, ordering, provisioning and maintenance and repair, shall be at the rates set forth in the applicable Attachment of this Agreement.
- 2.9 The Commissions in some states have ordered per element manual additive nonrecurring charges (NRC) for Network Elements and Other Services ordered by means other than one of the interactive interfaces. These ordered Network Elements and Other Services manual additive NRCs will apply in these states, rather than the charge per LSR. The per element charges are listed in Exhibit A of Attachment 2.

3. MISCELLANEOUS

- 3.1 Pending Orders. To the extent that Image Access submits an LSR with incomplete, incorrect or conflicting information, BellSouth will return the LSR to Image Access for clarification. Image Access shall respond to the request for clarification within thirty (30) days by submitting a supplemental LSR. If Image Access does not submit a supplement LSR within thirty (30) days, BellSouth will cancel the original LSR and Image Access shall be required to submit a new LSR, with a new PON.
- 3.2 Single Point of Contact. Image Access will be the single point of contact with BellSouth for ordering activity for network elements and other services used by Image Access to provide services to its End Users, except that BellSouth may accept a request directly from another CLEC, or BellSouth, acting with authorization of the affected End User. Image Access and BellSouth shall each

execute a blanket letter of authorization with respect to customer requests so that prior proof of End User authorization will not be necessary with every request (except in the case of a local service freeze). The Parties shall each be entitled to adopt their own internal processes for verification of customer authorization for requests, provided, however, that such processes shall comply with applicable state and federal law and industry and regulatory guidelines. Pursuant to a request from another carrier, BellSouth may disconnect any network element being used by Image Access to provide service to that End User and may reuse such network elements or facilities to enable such other carrier to provide service to the End User. BellSouth will notify Image Access that such a request has been processed but will not be required to notify Image Access in advance of such processing.

- 3.2.1 Neither BellSouth nor Image Access shall prevent or delay an End User from migrating to another carrier because of unpaid bills, denied service, or contract terms.
- 3.2.2 The Parties shall return a Firm Order Confirmation (FOC) and Local Service Request (LSR) rejection/clarification in accordance with the intervals specified in Attachment 9 of this Agreement.
- 3.2.3 Use of Facilities. When an End User of Image Access elects to discontinue service and to transfer service to another local exchange carrier, including BellSouth, BellSouth shall have the right to reuse the facilities provided to Image Access by BellSouth. In addition, where BellSouth provides local switching, BellSouth may disconnect and reuse facilities when the facility is in a denied state and BellSouth has received a request to establish new service or transfer service from an End User or from a CLEC. BellSouth will notify Image Access that such a request has been processed after the disconnect order has been completed.
- 3.3 Contact Numbers. The Parties agree to provide one another with toll-free nationwide (50 states) contact numbers for the purpose of ordering, provisioning and maintenance of services. Contact numbers for maintenance/repair of services shall be staffed 24 hours per day, 7 days per week. BellSouth will close trouble tickets after making a reasonable effort to contact Image Access for authorization to close a ticket. BellSouth will place trouble tickets in delayed maintenance status after making a reasonable effort to contact Image Access to request additional information or to request authorization for additional work deemed necessary by BellSouth.
- 3.4 Subscription Functions. In cases where BellSouth performs subscription functions for an interexchange carrier (IXC) (i.e. PIC and LPIC changes via Customer Account Record Exchange (CARE)), BellSouth will in all possible instances provide the affected IXCs with the Operating Company Number (OCN) of the local provider for the purpose of obtaining End User billing account and other End User information required under subscription requirements.

- 3.4.1 When Image Access's End User, served by resale or loop and port combinations, changes its PIC or LPIC, and per BellSouth's FCC or state tariff the interexchange carrier elects to charge the End User the PIC or LPIC change charge, BellSouth will bill the PIC or LPIC change charge to Image Access, which has the billing relationship with that End User, and Image Access may pass such charge to the End User.

Attachment 7

Billing

TABLE OF CONTENTS

| | |
|---|---------------|
| 1. PAYMENT AND BILLING ARRANGEMENTS | 3 |
| 2. BILLING DISPUTES | 10 |
| 3. REVENUE ACCOUNTING OFFICE (RAO) HOSTING | 11 |
| 4. OPTIONAL DAILY USAGE FILE | 15 |
| 5 ACCESS DAILY USAGE FILE..... | 18 |
| 6. Rates for ODUF, ADUF and CMDS | 20 |
| Rates..... | Exhibi |

t A

BILLING

1. PAYMENT AND BILLING ARRANGEMENTS

The terms and conditions set forth in this Attachment shall apply to all services ordered and provisioned pursuant to this Agreement.

- 1.1 BellSouth will bill through the Carrier Access Billing System (CABS), Integrated Billing System (IBS) and/or the Customer Records Information Systems (CRIS) depending on the particular service(s) provided to Image Access under this Agreement. BellSouth will format all bills in CABS Billing Output Specification (CBOS) Standard or CLUB/EDI format, depending on the type of service provided. For those services where standards have not yet been developed, BellSouth's billing format may change in accordance with applicable industry standards.
 - 1.1.1 For any service(s) BellSouth receives from Image Access, Image Access shall bill BellSouth in CBOS format.
 - 1.1.2 Any switched access charges associated with interexchange carrier access to the resold local exchange lines will be billed by, and due to BellSouth.
 - 1.1.3 BellSouth will render bills each month on established bill days for each of Image Access's accounts. If either Party requests multiple billing media or additional copies of the bills, the billing Party will provide these at the rates set forth in BellSouth's FCC No. 1 Tariff, Section 13.3.6.3, except for resold services which shall be at the rates set forth in BellSouth's Non-Regulated Services Pricing List N6.
 - 1.1.4 BellSouth will bill Image Access in advance for all services to be provided during the ensuing billing period except charges associated with service usage and nonrecurring charges, which will be billed in arrears.
 - 1.1.4.1 For resold services, charges for services will be calculated on an individual End User account level, including, if applicable, any charge for usage or usage allowances. BellSouth will also bill Image Access, and Image Access will be responsible for and remit to BellSouth, all charges applicable to said services including but not limited to 911 and E911 charges, End Users common line charges, federal subscriber line charges, telecommunications relay charges, and franchise fees, unless otherwise ordered by a Commission.
 - 1.1.5 BellSouth will not perform billing and collection services for Image Access as a result of the execution of this Agreement.
- 1.2 Establishing Accounts. After submitting a credit profile and deposit, if required, and after receiving certification as a local exchange carrier from the appropriate Commission, Image Access will provide the appropriate BellSouth advisory team/local contract manager the necessary documentation to enable BellSouth to establish accounts for Local Interconnection, Network Elements and Other Services and/or

resold services. Such documentation shall include the Application for Master Account, if applicable, proof of authority to provide telecommunications services, the appropriate Operating Company Numbers (OCN) for each state as assigned by the National Exchange Carriers Association (NECA), Carrier Identification Code (CIC), if applicable, Access Customer Name and Abbreviation (ACNA), if applicable, Blanket Letter of Authorization (LOA), Misdirected Number form, and a tax exemption certificate, if applicable. Notwithstanding anything to the contrary in this Agreement, Image Access may not order services under a new account established in accordance with this Section 1.2 until thirty (30) days after all information specified in this Section 1.2 is received from Image Access.

1.2.1 Company Identifiers. OCN, CC, CIC, ACNA and BAN Changes. If Image Access needs transfer collocation (i.e., transfer assets) to change its ACNA(s)/BAN(s)/CC(s)/CIC(s)/OCN(s) under which it operates when Image Access has already been conducting business utilizing that ACNA(s)/BAN(s)/CC(s)/CIC(s)/OCN(s), Image Access shall bear all costs incurred by BellSouth to convert Image Access to the new ACNA(s)/BAN(s)/CC(s)/CIC(s)/OCN(s). ACNA/BAN/CC/CIC/OCN conversion charges include the time required to make system updates to all of Image Access's End User customer records and will be handled by the BFR/NBR process.

1.2.2 Tax Exemption. It is the responsibility of Image Access to provide BellSouth with a properly completed tax exemption certificate at intervals required by the appropriate taxing authorities. A tax exemption certificate must be supplied for each individual Image Access entity purchasing Services under this Agreement. Upon BellSouth's receipt of a properly completed tax exemption certificate, subsequent billings to Image Access will not include those taxes or fees from which Image Access is exempt. Prior to receipt of a properly completed exemption certificate, BellSouth shall bill, and Image Access shall pay all applicable taxes and fees. In the event that Image Access believes that it is entitled to an exemption from and refund of taxes with respect to the amount billed prior to BellSouth's receipt of a properly completed exemption certificate, BellSouth shall assign to Image Access its rights to claim a refund of such taxes. If applicable law prohibits the assignment of tax refund rights or requires the claim for refund of such taxes to be filed by BellSouth, BellSouth shall, after receiving a written request from Image Access and at Image Access's sole expense, pursue such refund claim on behalf of Image Access, provided that Image Access promptly reimburses BellSouth for any costs and expenses incurred by BellSouth in pursuing such refund claim, and provided further that BellSouth shall have the right to deduct any such outstanding costs and expenses from the amount of any refund obtained prior to remitting such refund to Image Access. Image Access shall be solely responsible for the computation, tracking, reporting and payment of all taxes and fees associated with the services provided by Image Access to its End Users.

- 1.3 Deposit Policy. BellSouth reserves the right to secure the accounts of new CLECs (entities with no existing relationship with BellSouth for the purchase of wholesale services as of the Effective Date) and existing CLECs (entities with an existing relationship with BellSouth for the purchase of wholesale services as of the Effective Date) with a suitable form of security pursuant to this Section. Image Access may satisfy the requirements of this Section through the presentation of a payment guarantee with terms acceptable to BellSouth executed by a company with a credit rating of greater than or equal to 5A1.
- 1.3.1 With the exception of new CLECs with a D&B credit rating equal to 5A1, BellSouth may secure the accounts of all new CLECs consistent with the terms set forth in subsection 1.3.2. Further, if Image Access has filed for bankruptcy protection within twelve (12) months prior to the Effective Date of this Agreement, BellSouth may treat Image Access, for purposes of establishing security on its accounts, as a new CLEC as set forth in subsection 1.3.5.
- 1.3.2 The security required by BellSouth shall take the form of cash, an Irrevocable Letter of Credit (BellSouth Form or substantially similar in substantive parts to the BellSouth Form), Surety Bond (BellSouth Form or substantially similar in substantive parts to the BellSouth Form).
- 1.3.3 The amount of the security shall not exceed two (2) month's estimated billing for new CLECs or actual billing for existing CLECs. Interest shall accrue per the appropriate BellSouth tariff on cash deposits.
- 1.3.3.1 The amount of the security due from Image Access Data shall be reduced by the undisputed amounts due to Image Access Data by BellSouth pursuant to Attachment 3 of this Agreement that have not been paid by the Due Date at the time of the request by BellSouth to Image Access Data for a deposit. Within ten (10) days of BellSouth's payment of such undisputed past due amounts to Image Access Data, shall provide the additional security necessary to establish the full amount of the deposit that BellSouth originally requested.
- 1.3.4 Any such security shall in no way release Image Access from its obligation to make complete and timely payments of its bills, subject to the bill dispute procedures set forth in Section 2 below.
- 1.3.5 BellSouth may secure the accounts of existing CLECs where an existing CLEC does not meet the following factors:
- 1.3.5.1 Image Access must have a good payment history, based upon the preceding twelve (12) month period. A good payment history shall mean that less than ten percent (10%) of the non-disputed receivable balance is received over thirty (30) days past the Due Date.
- 1.3.5.2 The existing CLEC's liquidity status, based upon a review of EBITDA, is EBITDA positive for the prior four (4) quarters of financials (at least one of which must be an

audited financial report) excluding any nonrecurring charges or special restructuring charges.

- 1.3.5.3 If the existing CLEC has a current bond rating, such CLEC must have a bond rating of BBB or above or the existing CLEC has a current bond rating between CCC and BB and meets the following criteria for the last Fiscal Year End and for the prior four (4) quarters of reported financials:
 - 1.3.5.3.1 Free cash flow positive;
 - 1.3.5.3.2 Positive tangible net worth; and
 - 1.3.5.3.3 Debt/tangible net worth rating of two point five (2.5) or better.
- 1.3.6 Subject to Section 1.3.7 following, in the event Image Access fails to remit to BellSouth any deposit requested pursuant to this Section within thirty (30) days of Image Access's receipt of such request, service to Image Access may be terminated in accordance with the terms of Section 1.5 below and subtending sections of this Attachment, and any security deposits will be applied to Image Access's account(s). Notwithstanding the foregoing, in the event that BellSouth proceeds with service discontinuance pursuant to this section of the Agreement, such discontinuance shall be performed in accordance with the applicable state law governing telecommunications service withdrawal and/or discontinuance.
- 1.3.7 The Parties will work together to determine the need for or amount of a reasonable deposit. If Image Access does not agree with the amount or need for a deposit requested by BellSouth, Image Access may file a petition with the Commissions for resolution of the dispute and both Parties shall cooperatively seek expedited resolution of such dispute. BellSouth shall not terminate service during the pendency of such a proceeding provided that Image Access posts a payment bond for fifty percent (50%) of the requested deposit during the pendency of the proceeding. Notwithstanding the foregoing, in the event that BellSouth proceeds with service discontinuance pursuant to this section of the Agreement, such discontinuance shall be performed in accordance with the applicable state law governing telecommunications service withdrawal and/or discontinuance.
- 1.3.8 At any such time as the provision of services to Image Access is terminated pursuant to Section 1.5 below, the amount of the deposit will be credited against Image Access's account(s) and any credit balance that may remain will be refunded immediately.
- 1.3.9 Subject to a standard of commercial reasonableness, if a material change in the circumstances of Image Access so warrants and/or gross monthly billing has increased more than twenty-five percent (25%) beyond the level most recently used to determine the level of security deposit, BellSouth reserves the right to request additional security subject to the criteria set forth herein this Section 1.3.

- 1.3.10 BellSouth shall refund, release or return any security, including all accrued interest, if any, within thirty (30) days of its determination that such security is no longer required by the terms of this Section 1.3 above or within thirty (30) days of Image Access establishing that it satisfies the standards set forth in Section 1.3.5 above. Image Access may make the requisite showing in a letter directed to the Notices recipients set forth in the General Terms and Conditions of this Agreement. Image Access shall attach supporting financial reports to such letter and such documents shall be accorded confidential treatment, in accordance with Section 7 of the General Terms and Conditions, unless such documents are otherwise publicly available.
- 1.4 Payment Responsibility. Payment of all charges will be the responsibility of Image Access. Image Access shall pay invoices by utilizing wire transfer services or automatic clearing house services. Image Access shall make payment to BellSouth for all services billed excluding disputed amounts. Payment for amounts disputed will be made in accordance with the provisions in section 2.3 below. BellSouth will not become involved in billing disputes that may arise between Image Access and Image Access's End User.
- 1.4.1 Payment Due. Payment for services provided by BellSouth is due on or before the next bill date. Information required to apply payments must accompany the payment. The information must notify BellSouth of Billing Account Numbers (BAN) paid; invoices paid and the amount to be applied to each BAN and invoice (Remittance Information). Payment is considered to have been made when the payment and Remittance Information are received by BellSouth. If the Remittance Information is not received with payment, BellSouth will be unable to apply amounts paid to Image Access's accounts. In such event, BellSouth shall hold such funds until the Remittance Information is received. If BellSouth does not receive the Remittance Information by the payment due date for any account(s), late payment charges shall apply.
- 1.4.2 Due Dates. If the payment due date falls on a Sunday or on a holiday that is observed on a Monday, the payment due date shall be the first non-holiday day following such Sunday or holiday. If the payment due date falls on a Saturday or on a holiday which is observed on Tuesday, Wednesday, Thursday, or Friday, the payment due date shall be the last non-holiday day preceding such Saturday or holiday. If payment is not received by the payment due date, a late payment charge, as set forth in Section 1.4.3, below, shall apply.
- 1.4.3 Late Payment. If any portion of the payment is not received by BellSouth on or before the payment due date as set forth preceding, or if any portion of the payment is received by BellSouth in funds that are not immediately available to BellSouth, then a late payment and/or interest charge shall be due to BellSouth. The late payment and/or interest charge shall apply to the portion of the payment not received and shall be assessed as set forth in Section A2 of the General Subscriber Services Tariff, Section B2 of the Private Line Service Tariff or Section E2 of the Intrastate Access Tariff, or pursuant to the applicable state law. In addition to any applicable late payment and/or interest charges, Image Access may be charged a fee for all returned checks at the rate set forth in Section A2 of the General Subscriber Services Tariff or pursuant to the applicable state law.

- 1.5 Discontinuing Service to Image Access. The procedures for discontinuing service to Image Access are as follows:
- 1.5.3 In order of severity, Suspend/Suspension, Discontinue/Discontinuance and Terminate/Termination are defined as follows for the purposes of this Attachment:
- 1.5.3.1 Suspend/Suspension is the temporary restriction of the billed Party's access to the ordering systems and/or access to the billed Party's ability to initiate PIC-related changes. In addition, during Suspension, pending orders may not be completed and orders for new service or changes to existing services may not be accepted.
- 1.5.3.2 Discontinue/Discontinuance is the denial of service by the billing Party to the billed Party that will result in the disruption and discontinuation of service to the billed Party's End Users or customers. Additionally, at the time of Discontinuance, BellSouth will remove any Local Service Freezes in place on the billed Party's End Users.
- 1.5.3.3 Terminate/Termination is the disconnection of service by the billing Party to the billed Party.
- 1.5.4 BellSouth reserves the right to Suspend, Discontinue or Terminate service in the event of prohibited, unlawful or improper use of BellSouth facilities or service, abuse of BellSouth facilities, or any other violation or noncompliance by Image Access of the rules and regulations of BellSouth's tariffs.
- 1.5.5 Suspension. If payment of undisputed amounts due as described herein is not received by the payment due date in the month after the original bill date or fifteen (15) days from the date of a deposit request in the case of security deposits, BellSouth will provide written notice to Image Access that services will be Suspended if payment of such undisputed amounts, and all other undisputed amounts that become past due before Suspension, is not received by wire transfer, automatic clearing house or cashier's check in the manner set forth in Section 1.4 above, or in the case of a security deposit request, in the manner set forth in Section 1.3: (1) within seven (7) days following such notice for CABS billed services; (2) within fifteen (15) days following such notice for CRIS and IBS billed services; and (3) within seven (7) days following such notice for security deposit requests.
- 1.5.5.1 The Suspension notice shall also provide that all undisputed past due charges for CRIS and IBS billed services, and all other undisputed amounts that become past due for such services before Discontinuance, must be paid within thirty (30) days from the date of the Suspension notice to avoid Discontinuance of CRIS and IBS billed services.
- 1.5.5.2 For CABS billed services, BellSouth will provide a Discontinuance notice that is separate from the Suspension notice, that all undisputed past due charges for CABS billed Services, and all other undisputed amounts that become past due for such services before Discontinuance, must be paid within thirty (30) days from the date of the Suspension

notice to avoid Discontinuance of CABS billed services. This Discontinuance notice may be provided at the same time that BellSouth provides the Suspension notice.

- 1.5.6 Discontinuance. If payment of amounts due as described herein and subject to Section 2 below is not received by the payment due date, BellSouth will provide written notice that BellSouth may Discontinue the provision of existing services to Image Access if payment of such amounts, and all other amounts that become past due before Discontinuance, including requested security deposits, is not received by wire transfer, automatic clearing house or cashier's check in the manner set forth in Section 1.4 above or in the case of a deposit in accordance with Section 1.3, within thirty (30) days following such written notice; provided, however, that BellSouth may provide written notice that such existing services may be Discontinued within fifteen (15) days following such notice, subject to the criteria described in Section 1.5.5.
- 1.5.7 BellSouth may take the action to Discontinue the provision of existing service upon fifteen (15) days from the day after BellSouth provides written notice of such Discontinuance if (a) such notice is sent by certified mail or overnight delivery; (b) Image Access has not paid all amounts due pursuant to a subject bill(s), or has not provided adequate security pursuant to a deposit request; and (c) either:
- (1) BellSouth has sent the subject bill(s) to Image Access within (7) business days of the bill date(s), verifiable by records maintained by BellSouth:
 - i. in paper or CDROM form via the United States Postal Service (USPS), or
 - ii. in magnetic tape form via overnight delivery, or
 - iii. via electronic transmission; or
 - (2) BellSouth has sent the subject bill(s) to Image Access, using one of the media described in (1) above, more than thirty (30) days before notice to Discontinue service has been rendered.
- 1.5.8 In the case of Discontinuance of services, all billed charges, as well as applicable disconnect charges, shall become due.
- 1.5.9 Image Access is solely responsible for notifying the End User of the Discontinuance of service. If, within seven (7) days after Image Access's services have been Discontinued, Image Access pays, by wire transfer, automatic clearing house or cashier's check, all past due charges, including late payment charges, outstanding security deposit request amounts if applicable and any applicable restoral charges as set forth in Section A4 of the GSST, then BellSouth will reestablish service for Image Access.

- 1.5.9.1 **Termination.** If within seven (7) days after Image Access's service has been Discontinued and Image Access has failed to pay all past due charges as described above, then Image Access's service will be Terminated.
- 1.6 **Notices.** Notwithstanding anything to the contrary in this Agreement, all bills and notices regarding billing matters, disconnection of services for nonpayment of charges, and rejection of additional orders from Image Access, shall be forwarded to the individual (s) listed in the Notices provision of the General Terms and Conditions of this Agreement. The notice of discontinuance of services purchased by Image Access under this Agreement provided for in Section 1.5 of this Attachment shall be sent via certified mail to the individual(s) listed in the Notices provision of the General Terms and Conditions of this Agreement.

2 BILLING DISPUTES

- 2.1 Each Party agrees to notify the other Party in writing electronically upon the discovery of a billing dispute. Each Party shall report all billing disputes to the other Party using either the Mass Dispute spreadsheet format for multiple disputes or the BAR or the EBAR form on BellSouth's website at www.bellsouth.interconnection.com.
- 2.1.1 Confirmation of the receipt of a dispute filed via the BAR form or multiple disputes filed via the Mass Dispute spreadsheet format will be sent by the billing Party to the disputing Party via the same medium used in filing the dispute(s). An automatic response will be provided for those filed electronically and a response will be provided within three (3) business days for those filed via fax. Both Parties will use the Claim Number inserted on the BAR or the Mass Dispute spreadsheet format or the EBAR form on the internet as the indicator of the appropriate dispute in question.
- 2.1.2 All Valid Disputes, as defined in Section 2.2 below, shall be posted so as to remove disputed amounts from the collections process prior to that process being initiated.
- 2.1.3 Upon request by either Party, the other Party will provide a spreadsheet containing a current list of open disputes along with the requesting Party's audit/claim number listed on the BAR form, the requesting Party's audit/claim number that is assigned to the dispute, and the disputed dollar amount. If the billed Party disagrees with the resolution of the dispute by the billing Party, the Parties agree to use the existing escalation procedures between the Parties to resolve the dispute. If the Parties are unable to resolve the dispute through escalation, either Party may initiate the dispute resolution process.
- 2.1.4 To the extent necessary in order to resolve billing disputes, the Parties shall engage in face-to-face meetings no more frequently than every six (6) months, unless otherwise mutually agreed by the Parties, for the purpose of resolving billing disputes. Unless otherwise mutually agreed upon by the Parties the meeting shall be held at a mutually

convenient time at a BellSouth location, selected by BellSouth, to which Image Access agrees to travel at its expense.

- 2.1.5 In the event of a billing dispute, the Parties will endeavor to resolve the dispute within sixty (60) days of the notification date. BellSouth has provided a contact name and escalation spreadsheet by appropriate center based upon service type of the dispute at Bellsouth's Interconnection Services Web site:
<http://interconnection.bellsouth.com/forms/html/billing&collections.html> to assist in this effort. If, after escalation, the Parties are unable to reach resolution, then the unresolved dispute will be resolved in accordance with the dispute resolution provisions in the General Terms and Conditions of this Agreement.

- 2.2 For purposes of this Section, a billing dispute means a reported dispute of a specific amount of money actually billed by either Party. The dispute must be clearly explained by the disputing Party and, to the extent possible, supported by relevant, written documentation (including e.g. reference to or copies of the relevant bill pages), which clearly shows the basis for disputing charges (Valid Dispute). Examples of written document considered relevant include, but are not limited to: the number of minutes the disputing Party believes were properly and improperly billed, the rate the disputing Party believes was erroneously applied and that which it believes was applicable, the factor the disputing Party believes was erroneously applied and that which it believes was applicable, etc. All reasonable requests for additional relevant information made by one Party to another shall be honored. The billed Party may withhold payment of such disputed amounts but late payment charges and interest will be assessed per Section 2.3 below, pending resolution of the dispute. These late payment charges must be disputed until the initial dispute is resolved. Claims by the billed Party for damages of any kind will not be considered a billing dispute for purposes of this Section. If the billing dispute is resolved in favor of the billing Party, the disputing Party will make payment of any of the disputed amount owed to the billing Party immediately. If the billing dispute is resolved in favor of the billed Party, any credits due to the billed Party, pursuant to the billing dispute, will be applied to the billed Party's account by the billing Party immediately.

- 2.3 If a Party disputes a charge and does not pay such charge by the payment due date, or if a payment or any portion of a payment is received by either Party after the payment due date, or if a payment or any portion of a payment is received in funds which are not immediately available to the other Party, then a late payment charge where applicable, shall be assessed. Such late payment charge shall be calculated in accordance with Section 1.4.3 above. There will be no late payment charges on disputed amounts, if the withholding Party prevails in the billing dispute.

3 REVENUE ACCOUNTING OFFICE (RAO) HOSTING

- 3.5 Centralized Message Distribution System (CMDS) is a national message exchange system administered by Telcordia Technologies ("Telcordia") used to transmit

alternately billed calls (e.g., credit card, third number and collect) from the Earning Company, as defined herein, to the Billing Company, as defined herein, to permit the Earning Company and the Billing Company to receive appropriate compensation. It is also used to transmit access records from one company to another.

- 3.6 Direct Participants are Telecommunications carriers that exchange data directly with other Direct Participants via the CMDS Data Center and may act as host companies (“Host”) for those Telecommunications carriers that do not exchange data directly via the CMDS Data Center (“Indirect Participants”).
- 3.7 Revenue Accounting Office (RAO) Hosting is a hosting relationship where an Indirect Participant sends and receives CMDS eligible messages to and from its Host, who then interfaces, on behalf of the Indirect Participant, with other Direct Participants for distribution and collection of these messages. RAO Hosting also includes the Direct Participant’s provision of revenue settlements functions (compensation) for alternately billed calls based upon reports generated by Credit Card and Third Number Settlement (CATS) and Non-InterCompany Settlement (NICS) as described herein. CATS and NICS are collectively referred to as Intercompany Settlements.
- 3.8 The CATS System is a national system administered by Telcordia, used to settle revenues for calls that are sent from one CMDS Direct Participant to another for billing. CATS applies to calls that originate within one Regional Bell Operating Company’s (RBOC) territory, as defined at Divestiture, and bill in another RBOC’s territory. CATS calculates the amounts due to Earning Companies (i.e. billed revenue less the billing and collection fee). For alternately billed calls, the originating company, whose facilities are used to place the call, is the Earning Company and the company that puts the charges on the End User’s bill is the Billing Company
- 3.9 The Non-InterCompany Settlement (NICS) System is the national system administered by Telcordia that is used in the settlement of revenues for calls that are originated and billed by two different local exchange carriers (LEC) within a single Direct Participant’s territory to another for billing. NICS applies to calls involving another LEC where the Earning Company and the Billing Company are located within BellSouth’s territory.
- 3.10 RAO Hosting, CATS and NICS services provided to Image Access by BellSouth will be in accordance with the methods and practices regularly applied by BellSouth to its own operations during the term of this Agreement, including such revisions as may be made from time to time by BellSouth.
- 3.11 Image Access shall furnish all relevant information required by BellSouth for the provision of RAO Hosting, CATS and NICS.
- 3.12 Charges or credits, as applicable, will be applied by BellSouth to Image Access on a monthly basis in arrears. Amounts due (excluding adjustments) are due on or before the next bill date.

- 3.13 Image Access must have its own unique hosted RAO code. Where BellSouth is the selected CMDS interfacing host, Image Access must request that BellSouth establish a unique hosted RAO code for Image Access. Such request shall be in writing to the BellSouth RAO Hosting coordinator and must be submitted at least eight (8) weeks prior to provision of services pursuant to this Section. Services shall commence on a date mutually agreed by the Parties.
- 3.14 BellSouth will receive messages from Image Access that are to be processed by BellSouth, another Local Exchange Carrier (LEC) in the BellSouth region or a LEC outside the BellSouth region. Image Access shall send all messages to BellSouth no later than sixty (60) days after the message date.
- 3.15 BellSouth will perform invoice sequence checking, standard Exchange Message Interface (EMI) format editing, and balancing of message data with the EMI trailer record counts on all data received from Image Access.
- 3.16 All data received from Image Access that is to be processed or billed by another LEC within the BellSouth region will be distributed to that LEC in accordance with the Agreement(s) in effect between BellSouth and the involved LEC.
- 3.17 All data received from Image Access that is to be placed on the CMDS network for distribution outside the BellSouth region will be handled in accordance with the agreement(s) in effect between BellSouth and its connecting contractor.
- 3.18 BellSouth will receive messages from the CMDS network that are destined to be processed by Image Access and will forward them to Image Access on a daily basis for processing.
- 3.19 Transmission of message data between BellSouth and Image Access will be distributed via Secure File Transfer Protocol (FTP) mailbox. It will be created on a daily basis Monday through Friday, except holidays. Details such as dataset name and delivery schedule will be addressed during negotiations of the distribution medium. If BellSouth determines the Secure FTP Mailbox is nearing capacity levels, BellSouth may move Image Access to CONNECT:Direct file delivery.
- 3.19.8 If Image Access is moved to CONNECT:Direct, data circuits (private line or dial-up) may be required between BellSouth and Image Access for the purpose of data transmission. Where a dedicated line is required, Image Access will be responsible for ordering the circuit, overseeing its installation and coordinating the installation with BellSouth. Image Access will also be responsible for any charges associated with this line. Equipment required on the BellSouth end to attach the line to the mainframe computer and to transmit successfully ongoing will be negotiated on an individual case basis. Where a dial-up facility is required, dial circuits will be installed in the BellSouth data center by BellSouth and the associated charges assessed to Image Access. Additionally, all message toll charges associated with the use of the dial circuit by Image Access will be the responsibility of Image Access. Associated equipment on the

BellSouth end, including a modem, will be negotiated on an individual case basis between the Parties. All equipment, including modems and software, that is required on the Image Access end for the purpose of data transmission will be the responsibility of Image Access.

- 3.19.9 If Image Access utilizes Secure File Transfer Protocol for data file transmission, purchase of the Secure File Transfer Protocol software will be the responsibility of Image Access.
- 3.20 All messages and related data exchanged between BellSouth and Image Access will be EMI formatted records and packed between appropriate EMI header and trailer records in accordance with accepted industry standards.
- 3.21 Image Access will maintain recorded message detail necessary to recreate files provided to BellSouth for a period of three (3) calendar months beyond the related message dates.
- 3.22 Should it become necessary for Image Access to send data to BellSouth more than sixty (60) days past the message date(s), Image Access will notify BellSouth in advance of the transmission of the data. BellSouth will work with its connecting contractor and/or Image Access, where necessary, to notify all affected LECs.
- 3.23 In the event that data to be exchanged between the two Parties should become lost or destroyed, the Party responsible for creating the data will make every effort to restore and retransmit such data.
- 3.24 Should an error be detected by the EMI format edits performed by BellSouth on data received from Image Access, the entire pack containing the affected data will not be processed by BellSouth. BellSouth will notify Image Access of the error. Image Access will correct the error(s) and will resend the entire pack to BellSouth for processing. In the event that an out-of-sequence condition occurs on subsequent packs, Image Access will resend these packs to BellSouth after the pack containing the error has been successfully reprocessed by BellSouth.
- 3.25 In association with message distribution service, BellSouth will provide Image Access with associated intercompany settlements reports (CATS and NICS) as appropriate.
- 3.26 Notwithstanding anything in this Agreement to the contrary, in no case shall either Party be liable to the other for any direct or consequential damages incurred as a result of the obligations set out in this Section 3.
- 3.27 Intercompany Settlements Messages
- 3.27.8 Intercompany Settlements Messages facilitate the settlement of revenues associated with traffic originated from or billed by Image Access as a facilities based provider of local exchange telecommunications services.

- 3.27.9 BellSouth will receive the monthly NICS and CATS reports from Telcordia on behalf of Image Access and will distribute copies of these reports to Image Access on a monthly basis.
- 3.27.10 Through CATS, BellSouth will collect the revenue earned by Image Access from the RBOC in whose territory the messages are billed, less a per message billing and collection fee of five cents (\$0.05), or such other amount as may be approved by the Direct Participants and Telcordia, on behalf of Image Access. BellSouth will remit the revenue billed by Image Access to the RBOC in whose territory the messages originated, less a per message billing and collection fee of five cents (\$0.05), or such other amount as may be approved by the Direct Participants and Telcordia, on behalf of Image Access. These two amounts will be netted together by BellSouth and the resulting charge or credit issued to Image Access via a Carrier Access Billing System (CABS) miscellaneous bill on a monthly basis in arrears.
- 3.27.11 Through NICS, BellSouth will collect the revenue earned by Image Access within the BellSouth territory from another LEC also within the BellSouth territory (NICS) where the messages are billed, less a per message billing and collection fee of five cents (\$0.05), on behalf of Image Access. BellSouth will remit the revenue billed by Image Access within the BellSouth region to the LEC also within the BellSouth region, where the messages originated, less a per message billing and collection fee of five cents (\$0.05). These two amounts will be netted together by BellSouth and the resulting charge or credit issued to Image Access via a CABS miscellaneous bill on a monthly basis in arrears.
- 3.27.12 BellSouth and Image Access agree that monthly netted amounts of less than fifty dollars (\$50.00) will not be settled.

4. OPTIONAL DAILY USAGE FILE

- 4.1 Upon written request from Image Access, BellSouth will provide the Optional Daily Usage File (ODUF) Services to Image Access pursuant to the terms and conditions set forth in this section.
- 4.2 Image Access shall furnish all relevant information required by BellSouth for the provision of the ODUF.
- 4.3 The ODUF feed provides Image Access messages, associated with Wholesale Switch Port Services and Wholesale Local Platform Services that Image Access has purchased from BellSouth that were carried over the BellSouth network and processed by BellSouth for Image Access.
- 4.4 Charges for the ODUF Service will appear on Image Access's monthly bills for the previous month's usage in arrears. The charges are as set forth in Exhibit A.

- 4.5 The ODUF feed will contain both rated and unrated messages. All messages will be in the standard Alliance for Telecommunications Industry Solutions (ATIS) EMI record format.
- 4.6 Messages that error in the billing system of Image Access will be the responsibility of Image Access. If, however, Image Access should encounter significant volumes of errored messages that prevent processing by Image Access within its systems, BellSouth will work with Image Access to determine the source of the errors and the appropriate resolution.
- 4.7 ODUF Specifications
 - 4.7.1 ODUF Messages to be Transmitted.
 - 4.7.2 The following messages recorded by BellSouth will be transmitted to Image Access:
 - 4.7.2.1 Message recording for per use/per activation type services (examples: Three-Way Calling, Verify, Interrupt, Call Return, etc.)
 - 4.7.2.2 Measured local calls
 - 4.7.2.3 Directory Assistance messages
 - 4.7.2.4 IntraLATA Toll
 - 4.7.2.5 WATS and 800 Service
 - 4.7.2.6 N11
 - 4.7.2.7 Information Service Provider Messages
 - 4.7.2.8 Operator Services Messages
 - 4.7.2.9 Operator Services Message Attempted Calls
 - 4.7.2.10 Credit/Cancel Records
 - 4.7.2.11 Usage for Mail Message Service
 - 4.7.3 Rated Incollects (messages BellSouth receives from other revenue accounting offices) also appear on ODUF. Rated Incollects will be intermingled with BellSouth recorded rated and unrated usage. Rated Incollects will not be packed separately.
 - 4.7.4 BellSouth will perform duplicate record checks on records processed to ODUF. Any duplicate messages detected will be deleted and not sent to Image Access.

- 4.7.5 In the event that Image Access detects a duplicate on ODUF they receive from BellSouth, Image Access will drop the duplicate message and will not return the duplicate to BellSouth.
- 4.7.6 ODUF Physical File Characteristics
- 4.7.6.1 ODUF will be distributed to Image Access via Secure File Transfer Protocol (FTP). The ODUF feed will be a variable block format. The data on the ODUF feed will be in a non-compacted EMI format (175 byte format plus modules). It will be created on a daily basis Monday through Friday except holidays. Details such as dataset name and delivery schedule will be addressed during negotiations of the distribution medium. There will be a maximum of one (1) dataset per workday per OCN. If BellSouth determines the Secure FTP Mailbox is nearing capacity levels, BellSouth may move the Image Access to CONNECT:Direct file delivery.
- 4.7.6.2 If the Image Access is moved to CONNECT:Direct, data circuits (private line or dial-up) will be required between BellSouth and Image Access for the purpose of data transmission. Where a dedicated line is required, Image Access will be responsible for ordering the circuit, overseeing its installation and coordinating the installation with BellSouth. Image Access will also be responsible for any charges associated with this line. Equipment required on the BellSouth end to attach the line to the mainframe computer and to transmit messages successfully on an ongoing basis will be negotiated on an individual case basis. Any costs incurred for such equipment will be Image Access's responsibility. Where a dial-up facility is required, dial circuits will be installed in the BellSouth data center by BellSouth and the associated charges assessed to Image Access. Additionally, all message toll charges associated with the use of the dial circuit by Image Access will be the responsibility of Image Access. Associated equipment on the BellSouth end, including a modem, will be negotiated on an individual case basis between the Parties. All equipment, including modems and software, that is required on Image Access's end for the purpose of data transmission will be the responsibility of Image Access.
- 4.7.6.3 If Image Access utilizes FTP for data file transmission, purchase of the FTP software will be the responsibility of Image Access.
- 4.7.7 ODUF Packing Specifications
- 4.7.7.1 The data will be packed using ATIS EMI records. A pack will contain a minimum of one (1) message record or a maximum of 99,999 message records plus a pack header record and a pack trailer record. One transmission can contain a maximum of ninety nine (99) packs and a minimum of one (1) pack.
- 4.7.7.2 The OCN, From RAO, and Invoice Number will control the invoice sequencing. The From RAO will be used to identify to Image Access which BellSouth RAO is sending the message. BellSouth and Image Access will use the invoice sequencing to control

data exchange. Image Access will notify BellSouth of sequence failures identified by Image Access and BellSouth will resend the data as appropriate.

- 4.7.8 ODUF Pack Rejection. Image Access will notify BellSouth within one business day of rejected packs (via the mutually agreed medium). Packs could be rejected because of pack sequencing discrepancies or a critical edit failure on the Pack Header or Pack Trailer records (e.g. out-of-balance condition on grand totals, invalid data populated). Standard ATIS EMI error codes will be used. Image Access will not be required to return the actual rejected data to BellSouth. Rejected packs will be corrected and retransmitted to Image Access by BellSouth.
- 4.7.9 ODUF Control Data. Image Access will send one confirmation record per pack that is received from BellSouth. This confirmation record will indicate Image Access's receipt of the pack and acceptance or rejection of the pack. Pack Status Code(s) will be populated using standard ATIS EMI error codes for packs that were rejected by Image Access for reasons stated in the above section.
- 4.7.10 ODUF Testing. Upon request from Image Access, BellSouth shall send ODUF test files to Image Access. The Parties agree to review and discuss the ODUF content and/or format. For testing of usage results, BellSouth shall request that Image Access set up a production (live) file. The live test may consist of Image Access's employees making test calls for the types of services Image Access requests on ODUF. These test calls are logged by Image Access, and the logs are provided to BellSouth. These logs will be used to verify the files. Testing will be completed within thirty (30) days from the date on which the initial test file was sent.

5 ACCESS DAILY USAGE FILE

- 5.1 Upon written request from Image Access, BellSouth will provide the Access Daily Usage File (ADUF) Services to Image Access pursuant to the terms and conditions set forth in this section.
- 5.2 Image Access shall furnish all relevant information required by BellSouth for the provision of ADUF Services.
- 5.3 The ADUF provides Image Access originating and terminating access and third party messages associated with Wholesale Switch Port Services and Wholesale Local Platform Services that Image Access has purchased from BellSouth.
- 5.4 Charges for ADUF Services will appear on Image Access's monthly bills for the previous month's usage in arrears. The charges are as set forth in Exhibit.
- 5.5 Messages that error in the billing system of Image Access will be the responsibility of Image Access. If, however, Image Access should encounter significant volumes of errored messages that prevent processing by Image Access within its systems, BellSouth will work with Image Access to determine the source of the errors and the appropriate resolution.

5.6 ADUF Messages to be Transmitted

5.6.1 The following messages recorded by BellSouth will be transmitted to Image Access:

5.6.2 Recorded originating and terminating interstate and intrastate access records associated with Wholesale Switch Port Services and Wholesale Local Platform Services.

5.6.3 Recorded terminating access records for undetermined jurisdiction access records associated with Wholesale Switch Port Services and Wholesale Local Platform Services.

5.6.4 BellSouth will perform duplicate record checks on records processed to ADUF. Any duplicate messages detected will be dropped and not sent to Image Access.

5.6.5 In the event that Image Access detects a duplicate on ADUF they receive from BellSouth, Image Access will drop the duplicate message and will not return the duplicate to BellSouth.

5.7 ADUF Physical File Characteristics

5.7.1 ADUF will be distributed to Image Access via Secure FTP Mailbox. The ADUF feed will be a fixed block format. The data on the ADUF feed will be in a non-compacted EMI format (210 bytes). It will be created on a daily basis Monday through Friday except holidays. Details such as dataset name and delivery schedule will be addressed during negotiations of the distribution medium. There will be a maximum of one (1) dataset per workday per OCN. If BellSouth determines the Secure FTP Mailbox is nearing capacity levels, BellSouth may move the Image Access to CONNECT:Direct file delivery.

5.7.2 If the Image Access is moved to CONNECT:Direct, data circuits (private line or dial-up) will be required between BellSouth and Image Access for the purpose of data transmission. Where a dedicated line is required, Image Access will be responsible for ordering the circuit, overseeing its installation and coordinating the installation with BellSouth. Image Access will also be responsible for any charges associated with this line. Equipment required on the BellSouth end to attach the line to the mainframe computer and to transmit messages successfully on an ongoing basis will be negotiated on an individual case basis. Any costs incurred for such equipment will be Image Access's responsibility. Where a dial-up facility is required, dial circuits will be installed in the BellSouth data center by BellSouth and the associated charges assessed to Image Access. Additionally, all message toll charges associated with the use of the dial circuit by Image Access will be the responsibility of Image Access. Associated equipment on the BellSouth end, including a modem, will be negotiated on an individual case basis between the Parties. All equipment, including modems and software, that is required on Image Access's end for the purpose of data transmission will be the responsibility of Image Access.

5.7.2.1 If Image Access utilizes FTP for data file transmission, purchase of the FTP software will be the responsibility of Image Access.

5.7.3 ADUF Packing Specifications

5.7.3.1 The data will be packed using ATIS EMI records. A pack will contain a minimum of one (1) message record or a maximum of 99,999 message records plus a pack header record and a pack trailer record. One transmission can contain a maximum of ninety-nine (99) packs and a minimum of one (1) pack.

5.7.3.2 The OCN, From RAO, and Invoice Number will control the invoice sequencing. The From RAO will be used to identify to Image Access which BellSouth RAO is sending the message. BellSouth and Image Access will use the invoice sequencing to control data exchange. Image Access will notify BellSouth of sequence failures identified by Image Access and BellSouth will resend the data as appropriate.

5.7.4 ADUF Pack Rejection. Image Access will notify BellSouth within one (1) business day of rejected packs (via the mutually agreed medium). Packs could be rejected because of pack sequencing discrepancies or a critical edit failure on the Pack Header or Pack Trailer records (e.g. out-of-balance condition on grand totals, invalid data populated). Standard ATIS EMI error codes will be used. Image Access will not be required to return the actual rejected data to BellSouth. Rejected packs will be corrected and retransmitted to Image Access by BellSouth.

5.7.5 ADUF Control Data. Image Access will send one (1) confirmation record per pack that is received from BellSouth. This confirmation record will indicate Image Access's receipt of the pack and acceptance or rejection of the pack. Pack Status Code(s) will be populated using standard ATIS EMI error codes for packs that were rejected by Image Access for reasons stated in the above section.

5.7.6 ADUF Testing. Upon request from Image Access, BellSouth shall send a test file of generic data to Image Access via CONNECT:Direct or Text File via e-mail. The Parties agree to review and discuss the test file's content and/or format.

6. Rates for ODUF, ADUF and CMDS

6.1 For ODUF, ADUF and CMDS, rates are as set forth in Exhibit A.

| CMDS - Alabama | | | | | | | | | | | | Attachment: 7 Exh A | | | |
|----------------|---|---------|------|-----|------|-----------|--------------|-------|-------------------------|----------------------------------|--------------------------------------|--|--|---|---|
| CATEGORY | RATE ELEMENTS | Interim | Zone | BCS | USOC | RATES(\$) | | | | Svc Order Submitted Elec per LSR | Svc Order Submitted Manually per LSR | Incremental Charge - Manual Svc Order vs. Electronic-1st | Incremental Charge - Manual Svc Order vs. Electronic-Add'l | Incremental Charge - Manual Svc Order vs. Electronic-Disc 1st | Incremental Charge - Manual Svc Order vs. Electronic-Disc Add'l |
| | | | | | | Rec | Nonrecurring | | Nonrecurring Disconnect | | OSS Rates(\$) | | | | |
| | | | | | | | First | Add'l | First | Add'l | SOMEc | SOMAN | SOMAN | SOMAN | SOMAN |
| CMDS | | | | | | | | | | | | | | | |
| | CENTRALIZED MESSAGE DISTRIBUTION SERVICE (CMDS) | | | | | | | | | | | | | | |
| | CMDS: Message Processing, per message | | | | | | 0.004 | | | | | | | | |
| | CMDS: Data Transmission (CONNECT:DIRECT), per message | | | | | | 0.001 | | | | | | | | |

| CMDS - Florida | | | | | | | | | | | Attachment: 7 Exh A | | | | |
|----------------|---|---|------|-----|------|-----------|----------------------------------|--------------------------------------|--|--|---|---|-------|-------|-------|
| CATEGORY | RATE ELEMENTS | Interim | Zone | BCS | USOC | RATES(\$) | Svc Order Submitted Elec per LSR | Svc Order Submitted Manually per LSR | Incremental Charge - Manual Svc Order vs. Electronic-1st | Incremental Charge - Manual Svc Order vs. Electronic-Add'l | Incremental Charge - Manual Svc Order vs. Electronic-Disc 1st | Incremental Charge - Manual Svc Order vs. Electronic-Disc Add'l | | | |
| | | | | | | | | | | | | | | | |
| | | | | | | Rec | Nonrecurring | | Nonrecurring Disconnect | | OSS Rates(\$) | | | | |
| | | | | | | | First | Add'l | First | Add'l | SOME C | SOMAN | SOMAN | SOMAN | SOMAN |
| CMDS | | | | | | | | | | | | | | | |
| | CENTRALIZED MESSAGE DISTRIBUTION SERVICE (CMDS) | | | | | | | | | | | | | | |
| | | CMDS: Message Processing, per message | | | | 0.004 | | | | | | | | | |
| | | CMDS: Data Transmission (CONNECT:DIRECT), per message | | | | 0.001 | | | | | | | | | |

| CMDS - Georgia | | | | | | | | | | | Attachment: 7 Exh A | | | | |
|----------------|---|---|------|-----|------|-----------|----------------------------------|--------------------------------------|--|--|---|---|-------|-------|-------|
| CATEGORY | RATE ELEMENTS | Interim | Zone | BCS | USOC | RATES(\$) | Svc Order Submitted Elec per LSR | Svc Order Submitted Manually per LSR | Incremental Charge - Manual Svc Order vs. Electronic-1st | Incremental Charge - Manual Svc Order vs. Electronic-Add'l | Incremental Charge - Manual Svc Order vs. Electronic-Disc 1st | Incremental Charge - Manual Svc Order vs. Electronic-Disc Add'l | | | |
| | | | | | | | | | | | | | | | |
| | | | | | | Rec | Nonrecurring | | Nonrecurring Disconnect | | OSS Rates(\$) | | | | |
| | | | | | | | First | Add'l | First | Add'l | SOME C | SOMAN | SOMAN | SOMAN | SOMAN |
| CMDS | | | | | | | | | | | | | | | |
| | CENTRALIZED MESSAGE DISTRIBUTION SERVICE (CMDS) | | | | | | | | | | | | | | |
| | | CMDS: Message Processing, per message | | | | 0.004 | | | | | | | | | |
| | | CMDS: Data Transmission (CONNECT:DIRECT), per message | | | | 0.001 | | | | | | | | | |

| CMDS - Kentucky | | | | | | | | | | | Attachment: 7 Exh A | | | | |
|-----------------|---|---------|------|-----|------|-----------|--------------|-------|-------------------------|----------------------------------|--------------------------------------|--|--|---|---|
| CATEGORY | RATE ELEMENTS | Interim | Zone | BCS | USOC | RATES(\$) | | | | Svc Order Submitted Elec per LSR | Svc Order Submitted Manually per LSR | Incremental Charge - Manual Svc Order vs. Electronic-1st | Incremental Charge - Manual Svc Order vs. Electronic-Add'l | Incremental Charge - Manual Svc Order vs. Electronic-Disc 1st | Incremental Charge - Manual Svc Order vs. Electronic-Disc Add'l |
| | | | | | | Rec | Nonrecurring | | Nonrecurring Disconnect | | OSS Rates(\$) | | | | |
| | | | | | | | First | Add'l | First | Add'l | SOME C | SOMAN | SOMAN | SOMAN | SOMAN |
| CMDS | | | | | | | | | | | | | | | |
| | CENTRALIZED MESSAGE DISTRIBUTION SERVICE (CMDS) | | | | | | | | | | | | | | |
| | CMDS: Message Processing, per message | | | | | 0.004 | | | | | | | | | |
| | CMDS: Data Transmission (CONNECT:DIRECT), per message | | | | | 0.001 | | | | | | | | | |

| CMDS - Louisiana | | | | | | | | | | | | | Attachment: 7 Exh A | | | |
|------------------|---|---|------|-----|------|-----------|----------------------------------|--------------------------------------|--|--|---|---|---------------------|-------|-------|-------|
| CATEGORY | RATE ELEMENTS | Interim | Zone | BCS | USOC | RATES(\$) | Svc Order Submitted Elec per LSR | Svc Order Submitted Manually per LSR | Incremental Charge - Manual Svc Order vs. Electronic-1st | Incremental Charge - Manual Svc Order vs. Electronic-Add'l | Incremental Charge - Manual Svc Order vs. Electronic-Disc 1st | Incremental Charge - Manual Svc Order vs. Electronic-Disc Add'l | | | | |
| | | | | | | | | | | | | | | | | |
| | | | | | | | | | | | | | | | | |
| | | | | | | Rec | Nonrecurring | | Nonrecurring Disconnect | | OSS Rates(\$) | | | | | |
| | | | | | | | First | Add'l | First | Add'l | SOME C | SOMAN | SOMAN | SOMAN | SOMAN | SOMAN |
| CMDS | | | | | | | | | | | | | | | | |
| | CENTRALIZED MESSAGE DISTRIBUTION SERVICE (CMDS) | | | | | | | | | | | | | | | |
| | | CMDS: Message Processing, per message | | | | | 0.004 | | | | | | | | | |
| | | CMDS: Data Transmission (CONNECT:DIRECT), per message | | | | | 0.001 | | | | | | | | | |

| CMDS - Mississippi | | | | | | | | | | | Attachment: 7 Exh A | | | |
|--------------------|---|---------|------|-----|------|-----------|----------------------------------|--------------------------------------|--|--|---|---|-------|-------|
| CATEGORY | RATE ELEMENTS | Interim | Zone | BCS | USOC | RATES(\$) | Svc Order Submitted Elec per LSR | Svc Order Submitted Manually per LSR | Incremental Charge - Manual Svc Order vs. Electronic-1st | Incremental Charge - Manual Svc Order vs. Electronic-Add'l | Incremental Charge - Manual Svc Order vs. Electronic-Disc 1st | Incremental Charge - Manual Svc Order vs. Electronic-Disc Add'l | | |
| | | | | | | | | | | | | | | |
| | | | | | | Rec | Nonrecurring | | Nonrecurring Disconnect | | OSS Rates(\$) | | | |
| | | | | | | | First | Add'l | First | Add'l | SOME C | SOMAN | SOMAN | SOMAN |
| CMDS | | | | | | | | | | | | | | |
| | CENTRALIZED MESSAGE DISTRIBUTION SERVICE (CMDS) | | | | | | | | | | | | | |
| | CMDS: Message Processing, per message | | | | | 0.004 | | | | | | | | |
| | CMDS: Data Transmission (CONNECT:DIRECT), per message | | | | | 0.001 | | | | | | | | |

| CMDS - North Carolina | | | | | | | | | | | | Attachment: 7 Exh A | | | | | |
|-----------------------|--|---|---------|------|-----|------|-----------|----------------------------------|--------------------------------------|--|--|---|---|-------|-------|-------|-------|
| CATEGORY | | RATE ELEMENTS | Interim | Zone | BCS | USOC | RATES(\$) | Svc Order Submitted Elec per LSR | Svc Order Submitted Manually per LSR | Incremental Charge - Manual Svc Order vs. Electronic-1st | Incremental Charge - Manual Svc Order vs. Electronic-Add'l | Incremental Charge - Manual Svc Order vs. Electronic-Disc 1st | Incremental Charge - Manual Svc Order vs. Electronic-Disc Add'l | | | | |
| | | | | | | | | | | | | | | | | | |
| | | | | | | | Rec | Nonrecurring | | Nonrecurring Disconnect | | OSS Rates(\$) | | | | | |
| | | | | | | | | First | Add'l | First | Add'l | SOME C | SOMAN | SOMAN | SOMAN | SOMAN | SOMAN |
| CMDS | | | | | | | | | | | | | | | | | |
| | | CENTRALIZED MESSAGE DISTRIBUTION SERVICE (CMDS) | | | | | | | | | | | | | | | |
| | | CMDS: Message Processing, per message | | | | | 0.004 | | | | | | | | | | |
| | | CMDS: Data Transmission (CONNECT:DIRECT), per message | | | | | 0.001 | | | | | | | | | | |

| CMDS - South Carolina | | | | | | | | | | | Attachment: 7 Exh A | | | | |
|-----------------------|---|---|------|-----|------|-----------|----------------------------------|--------------------------------------|--|--|---|---|-------|-------|-------|
| CATEGORY | RATE ELEMENTS | Interim | Zone | BCS | USOC | RATES(\$) | Svc Order Submitted Elec per LSR | Svc Order Submitted Manually per LSR | Incremental Charge - Manual Svc Order vs. Electronic-1st | Incremental Charge - Manual Svc Order vs. Electronic-Add'l | Incremental Charge - Manual Svc Order vs. Electronic-Disc 1st | Incremental Charge - Manual Svc Order vs. Electronic-Disc Add'l | | | |
| | | | | | | | | | | | | | | | |
| | | | | | | Rec | Nonrecurring | | Nonrecurring Disconnect | | OSS Rates(\$) | | | | |
| | | | | | | | First | Add'l | First | Add'l | SOME C | SOMAN | SOMAN | SOMAN | SOMAN |
| CMDS | | | | | | | | | | | | | | | |
| | CENTRALIZED MESSAGE DISTRIBUTION SERVICE (CMDS) | | | | | | | | | | | | | | |
| | | CMDS: Message Processing, per message | | | | 0.004 | | | | | | | | | |
| | | CMDS: Data Transmission (CONNECT:DIRECT), per message | | | | 0.001 | | | | | | | | | |

| CMDS - Tennessee | | | | | | | | | | | | | Attachment: 7 Exh A | | | |
|------------------|---|---|------|-----|------|-----------|--------------------|-------|-------------------------------|----------------------------------|--------------------------------------|--|--|---|---|-------|
| CATEGORY | RATE ELEMENTS | Interim | Zone | BCS | USOC | RATES(\$) | | | | Svc Order Submitted Elec per LSR | Svc Order Submitted Manually per LSR | Incremental Charge - Manual Svc Order vs. Electronic-1st | Incremental Charge - Manual Svc Order vs. Electronic-Add'l | Incremental Charge - Manual Svc Order vs. Electronic-Disc 1st | Incremental Charge - Manual Svc Order vs. Electronic-Disc Add'l | |
| | | | | | | Rec | Nonrecurring First | Add'l | Nonrecurring Disconnect First | | | | | | | Add'l |
| | | | | | | | | | | | SOME C | SOMAN | SOMAN | SOMAN | SOMAN | SOMAN |
| CMDS | | | | | | | | | | | | | | | | |
| | CENTRALIZED MESSAGE DISTRIBUTION SERVICE (CMDS) | | | | | | | | | | | | | | | |
| | | CMDS: Message Processing, per message | | | | 0.004 | | | | | | | | | | |
| | | CMDS: Data Transmission (CONNECT:DIRECT), per message | | | | 0.001 | | | | | | | | | | |

Attachment 8

Rights-of-Way, Conduits and Pole Attachments

Rights-of-Way, Conduits and Pole Attachments

BellSouth will provide nondiscriminatory access to any pole, duct, conduit, or right-of-way owned or controlled by BellSouth pursuant to 47 U.S.C. § 224, as amended by the Act, pursuant to terms and conditions of a separate license agreement negotiated with BellSouth.

Attachment 9

Performance Measurements

PERFORMANCE MEASUREMENTS

Upon a particular Commission's issuance of an Order pertaining to Performance Measurements and any associated remedies or enforcement mechanisms (including SEEMs measures and payments) in a proceeding applicable to all CLECs generally, BellSouth shall implement in that state such Performance Measurements and any associated remedies or enforcement mechanisms (including SEEMs measures and payments) as of the date specified by the Commission. Performance Measurements and any associated remedies or enforcement mechanisms (including SEEMs measures and payments) that have been ordered in a particular state can currently be accessed via the internet at <https://pmap.bellsouth.com>. Nothing in this Attachment 9 shall supercede a Party's right to other remedies or legal recourse available under other provisions of this Agreement, the Act and Applicable Law; provided, however, that the payment of any associated remedies or enforcement mechanisms to each CLEC shall be credited against any liability associated with or related to BellSouth's service performance and shall not be considered an admission against interest or an admission of culpability or liability in any legal, regulatory or other proceeding, nor constitute evidence that BellSouth failed to comply with or has violated any state or federal law or regulation.

Attachment 10

BellSouth Disaster Recovery Plan

CONTENTS

PAGE

| | | |
|-------|---|---|
| 1.0 | Purpose | 2 |
| 2.0 | Single Point of Contact | 2 |
| 3.0 | Identifying the Problem | 2 |
| 3.1 | Site Control | 3 |
| 3.2 | Environmental Concerns | 4 |
| 4.0 | The Emergency Control Center (ECC) | 4 |
| 5.0 | Recovery Procedures | 5 |
| 5.1 | CLEC Outage | 5 |
| 5.2 | BellSouth Outage | 5 |
| 5.2.1 | Loss of Central Office | 6 |
| 5.2.2 | Loss of a Central Office with Serving Wire Center Functions | 6 |
| 5.2.3 | Loss of a Central Office with Tandem Functions | 6 |
| 5.2.4 | Loss of a Facility Hub | 7 |
| 5.3 | Combined Outage (CLEC and BellSouth Equipment) | 7 |
| 6.0 | T1 Identification Procedures | 7 |
| 7.0 | Acronyms | 8 |

1.0 PURPOSE

In the unlikely event of a disaster occurring that affects BellSouth's long-term ability to deliver traffic to a CLEC, general procedures have been developed by BellSouth to hasten the recovery process in accordance with the Telecommunications Service Priority (TSP) Program established by the FCC to identify and prioritize telecommunication services that support national security or emergency preparedness (NS/EP) missions. A description of the TSP Program as it may be amended from time to time is available at the following BellSouth Interconnection Services Web site: <http://interconnection.bellsouth.com/products/vertical/tsp.html>. Since each location is different and could be affected by an assortment of potential problems, a detailed recovery plan is impractical. However, in the process of reviewing recovery activities for specific locations, some basic procedures emerge that appear to be common in most cases.

These general procedures should apply to any disaster that affects the delivery of traffic for an extended time period. Each CLEC will be given the same consideration during an outage, and service will be restored as quickly as possible.

This document will cover the basic recovery procedures that would apply to every CLEC.

2.0 SINGLE POINT OF CONTACT

When a problem is experienced, regardless of the severity, the BellSouth Network Management Center (NMC) will observe traffic anomalies and begin monitoring the situation. Controls will be appropriately applied to insure the sanity of BellSouth's network; and, in the event that a switch or facility node is lost, the NMC will attempt to circumvent the failure using available reroutes.

BellSouth's NMC will remain in control of the restoration efforts until the problem has been identified as being a long-term outage. At that time, the NMC will contact BellSouth's ECC and relinquish control of the recovery efforts. Even though the ECC may take charge of the situation, the NMC will continue to monitor the circumstances and restore traffic as soon as damaged network elements are revitalized.

The telephone number for the BellSouth Network Management Center in Atlanta, as published in Telcordia's National Network Management Directory, is 404-321-2516.

3.0 IDENTIFYING THE PROBLEM

During the early stages of problem detection, the NMC will be able to tell which CLECs are affected by the catastrophe. Further analysis and/or first hand observation will determine if the disaster has affected CLEC equipment only, BellSouth equipment only or a combination. The initial restoration activity will be largely determined by the equipment that is affected.

Once the nature of the disaster is determined and after verifying the cause of the problem, the NMC will initiate reroutes and/or transfers that are jointly agreed upon by the affected CLECs' Network Management Center and the BellSouth NMC. The type and percentage of controls used will depend upon available network capacity. Controls necessary to stabilize the situation will be invoked and the NMC will attempt to re-establish as much traffic as possible.

For long-term outages, recovery efforts will be coordinated by the ECC. Traffic controls will continue to be applied by the NMC until facilities are re-established. As equipment is made available for service, the ECC will instruct the NMC to begin removing the controls and allow traffic to resume.

3.1 SITE CONTROL

In the total loss of building use scenario, what likely exists will be a smoking pile of rubble. This rubble will contain many components that could be dangerous. It could also contain any personnel on the premises at the time of the disaster. For these reasons, the local fire marshal with the assistance of the police will control the site until the building is no longer a threat to surrounding properties and the companies have secured the site from the general public.

During this time, the majority owner of the building should be arranging for a demolition contractor to mobilize to the site with the primary objective of reaching the cable entrance facility for a damage assessment. The results of this assessment would then dictate immediate plans for restoration, both short term and permanent.

In a less catastrophic event, i.e., the building is still standing and the cable entrance facility is usable, the situation is more complex. The site will initially be controlled by local authorities until the threat to adjacent property has diminished. Once the site is returned to the control of the companies, the following events should occur.

An initial assessment of the main building infrastructure systems (mechanical, electrical, fire and life safety, elevators, and others) will establish building needs. Once these needs are determined, the majority owner should lead the building restoration efforts. There may be situations where the site will not be totally restored within the confines of the building. The companies must individually determine their needs and jointly assess the cost of permanent restoration to determine the overall plan of action.

Multiple restoration trailers from each company will result in the need for designated space and installation order. This layout and control is required to maximize the amount of restoration equipment that can be placed at the site, and the priority of placements.

Care must be taken in this planning to ensure other restoration efforts have logistical access to the building. Major components of telephone and building equipment will need to be removed and replaced. A priority for this equipment must also be jointly established to facilitate overall site restoration. (Example: If the AC switchgear has sustained damage, this would be of the highest priority in order to regain power, lighting, and HVAC throughout the building.)

If the site will not accommodate the required restoration equipment, the companies would then need to quickly arrange with local authorities for street closures, rights of way or other possible options available.

3.2 ENVIRONMENTAL CONCERNS

In the worse case scenario, many environmental concerns must be addressed. Along with the police and fire marshal, the state environmental protection department will be on site to monitor the situation.

Items to be concerned with in a large central office building could include:

1. Emergency engine fuel supply. Damage to the standby equipment and the fuel handling equipment could have created "spill" conditions that have to be handled within state and federal regulations.
2. Asbestos-containing materials that may be spread throughout the wreckage. Asbestos could be in many components of building, electrical, mechanical, outside plant distribution, and telephone systems.
3. Lead and acid. These materials could be present in potentially large quantities depending upon the extent of damage to the power room.
4. Mercury and other regulated compounds resident in telephone equipment.
5. Other compounds produced by the fire or heat.

Once a total loss event occurs at a large site, local authorities will control immediate clean up (water placed on the wreckage by the fire department) and site access.

At some point, the companies will become involved with local authorities in the overall planning associated with site clean up and restoration. Depending on the clean up approach taken, delays in the restoration of several hours to several days may occur.

In a less severe disaster, items listed above are more defined and can be addressed individually depending on the damage.

In each case, the majority owner should coordinate building and environmental restoration as well as maintain proper planning and site control.

4.0 THE ECC

The ECC is located in the Midtown 1 Building in Atlanta, Georgia. During an emergency, the ECC staff will convene a group of pre-selected experts to inventory the damage and initiate corrective actions. These experts have regional access to BellSouth's personnel and equipment and will assume control of the restoration activity anywhere in the nine-state area.

In the past, the ECC has been involved with restoration activities resulting from hurricanes, ice storms and floods. They have demonstrated their capabilities during these calamities as well as

during outages caused by human error or equipment failures. This group has an excellent record of restoring service as quickly as possible.

During a major disaster, the ECC may move emergency equipment to the affected location, direct recovery efforts of local personnel and coordinate service restoration activities with the CLECs. The ECC will attempt to restore service as quickly as possible using whatever means is available, leaving permanent solutions, such as the replacement of damaged buildings or equipment, for local personnel to administer.

Part of the ECC's responsibility, after temporary equipment is in place, is to support the NMC efforts to return service to the CLECs. Once service has been restored, the ECC will return control of the network to normal operational organizations. Any long-term changes required after service is restored will be made in an orderly fashion and will be conducted as normal activity.

5.0 RECOVERY PROCEDURES

The nature and severity of any disaster will influence the recovery procedures. One crucial factor in determining how BellSouth will proceed with restoration is whether or not BellSouth's equipment is incapacitated. Regardless of whose equipment is out of service, BellSouth will move as quickly as possible to aid with service recovery; however, the approach that will be taken may differ depending upon the location of the problem.

5.1 CLEC OUTAGE

For a problem limited to one CLEC (or a building with multiple CLECs), BellSouth has several options available for restoring service quickly. For those CLECs that have agreements with other CLECs, BellSouth can immediately start directing traffic to a provisional CLEC for completion. This alternative is dependent upon BellSouth having concurrence from the affected CLECs.

Whether or not the affected CLECs have requested a traffic transfer to another CLEC will not impact BellSouth's resolve to re-establish traffic to the original destination as quickly as possible.

5.2 BELL SOUTH OUTAGE

Because BellSouth's equipment has varying degrees of impact on the service provided to the CLECs, restoring service from damaged BellSouth equipment is different. The outage will probably impact a number of Carriers simultaneously. However, the ECC will be able to initiate immediate actions to correct the problem.

A disaster involving any of BellSouth's equipment locations could impact the CLECs, some more than others. A disaster at a Central Office (CO) would only impact the delivery of traffic to and from that one location, but the incident could affect many Carriers. If the CO is a Serving Wire Center (SWC), then traffic from the entire area to those Carriers served from that switch would also be impacted. If the switch functions as an Access Tandem, or there is a tandem in the building, traffic from every CO to every CLEC could be interrupted. A disaster that destroys a facility hub could disrupt various traffic flows, even though the switching equipment may be unaffected.

The NMC would be the first group to observe a problem involving BellSouth's equipment. Shortly after a disaster, the NMC will begin applying controls and finding re-routes for the completion of as much traffic as possible. These reroutes may involve delivering traffic to alternate Carriers upon receiving approval from the CLECs involved. In some cases, changes in translations will be required. If the outage is caused by the destruction of equipment, then the ECC will assume control of the restoration.

5.2.1 Loss of a CO

When BellSouth loses a CO, the ECC will

- a) Place specialists and emergency equipment on notice;
- b) Inventory the damage to determine what equipment and/or functions are lost;
- c) Move containerized emergency equipment and facility equipment to the stricken area, if necessary;
- d) Begin reconnecting service on a parity basis for Hospitals, Police and other emergency agencies or customers served by BellSouth or CLEC in accordance with the TSP priority restoration coding scheme entered in the BellSouth Maintenance database immediately prior to the emergency.

5.2.2 Loss of a CO with SWC Functions

The loss of a CO that also serves as a SWC will be restored as described in Section 5.2.1.

5.2.3 Loss of a CO with Tandem Functions

When BellSouth loses a CO building that serves as an Access Tandem and as a SWC, the ECC will

- a) Place specialists and emergency equipment on notice;
- b) Inventory the damage to determine what equipment and/or functions are lost;
- c) Move containerized emergency equipment and facility equipment to the stricken area, if necessary;
- d) Begin reconnecting service on a parity basis for Hospitals, Police and other emergency agencies or customers served by BellSouth or CLEC in accordance with the TSP priority restoration coding scheme entered in the BellSouth Maintenance database immediately prior to the emergency;
- e) Re-direct as much traffic as possible to the alternate access tandem (if available) for delivery to those CLECs utilizing a different location as a SWC;
- f) Begin aggregating traffic to a location near the damaged building. From this location, begin re-establishing trunk groups to the CLECs for the delivery of traffic normally

found on the direct trunk groups. (This aggregation point may be the alternate access tandem location or another CO on a primary facility route.)

5.2.4 Loss of a Facility Hub

In the event that BellSouth loses a facility hub, the recovery process is much the same as above. Once the NMC has observed the problem and administered the appropriate controls, the ECC will assume authority for the repairs. The recovery effort will include

- a) Placing specialists and emergency equipment on notice;
- b) Inventorying the damage to determine what equipment and/or functions are lost;
- c) Moving containerized emergency equipment to the stricken area, if necessary;
- d) Reconnecting service on a parity basis for Hospitals, Police and other emergency agencies or customers served by BellSouth or CLEC in accordance with the TSP priority restoration coding scheme entered in the BellSouth Maintenance database immediately prior to the emergency; and
- e) If necessary, BellSouth will aggregate the traffic at another location and build temporary facilities. This alternative would be viable for a location that is destroyed and building repairs are required.

5.3 COMBINED OUTAGE (CLEC AND BELL SOUTH EQUIPMENT)

In some instances, a disaster may impact BellSouth's equipment as well as the CLECs'. This situation will be handled in much the same way as described in Section 5.2.3. Since BellSouth and the CLECs will be utilizing temporary equipment, close coordination will be required.

6.0 T1 IDENTIFICATION PROCEDURES

During the restoration of service after a disaster, BellSouth may be forced to aggregate traffic for delivery to a CLEC. During this process, T1 traffic may be consolidated onto DS3s and may become unidentifiable to the Carrier. Because resources will be limited, BellSouth may be forced to "package" this traffic entirely differently than normally received by the CLECs. Therefore, a method for identifying the T1 traffic on the DS3s and providing the information to the Carriers is required.

7.0 ACRONYMS

| | | |
|------|---|---|
| CLEC | - | Competitive Local Exchange Carrier |
| CO | - | Central Office (BellSouth) |
| DS3 | - | Facility that carries 28 T1s (672 circuits) |
| ECC | - | Emergency Control Center (BellSouth) |
| NMC | - | Network Management Center |
| SWC | - | Serving Wire Center (BellSouth switch) |
| T1 | - | Facility that carries 24 circuits |
| TSP | - | Telecommunications Service Priority |

Hurricane Information

During a hurricane, BellSouth will make every effort to keep CLECs updated on the status of our network. Information centers will be set up throughout BellSouth Telecommunications. These centers are not intended to be used for escalations, but rather to keep the CLEC informed of network related issues, area damages and dispatch conditions, etc.

Hurricane-related information can also be found on line at <http://www.interconnection.bellsouth.com/network/disaster/index.html>. Information concerning Mechanized Disaster Reports can also be found at this Web site by clicking on CURRENT MDR REPORTS or by going directly to <http://www.interconnection.bellsouth.com/network/disaster/mdrdocs.html>.

BST Disaster Management Plan

BellSouth maintenance centers have geographical and redundant communication capabilities. In the event of a disaster removing any maintenance center from service another geographical center would assume maintenance responsibilities. The contact numbers will not change and the transfer will be transparent to the CLEC.

Attachment 11

Bona Fide Request and New Business Request Process

BONA FIDE REQUEST AND NEW BUSINESS REQUEST PROCESS

1. **Bona Fide Request**
 - 1.1 The Parties agree that Image Access is entitled to order any Network Element, interconnection option or service option required to be made available by FCC or Commission requirements pursuant to the Act. A Bona Fide Request (BFR) is to be used when Image Access makes a request of BellSouth to provide a new or modified Network Element, interconnection option or other service option pursuant to the Act that was not previously provided for in this Agreement.
 - 1.2 A BFR shall be submitted in writing by Image Access and shall specifically identify the requested service date, technical requirements, space requirements and/or such other specifications that clearly define the request such that BellSouth has sufficient information to analyze and prepare a response. Such a request shall also include Image Access's designation of the request as being pursuant to the Telecommunications Act of 1996 (i.e., a BFR). The request shall be sent to Image Access's designated BellSouth Sales contact or Local Contract Manager (LCM).
 - 1.3 Within two (2) business days of receipt of a BFR, BellSouth shall acknowledge in writing its receipt and identify a single point of contact responsible for responding to the BFR and shall request any additional information needed to process the request to the extent known at that time. Notwithstanding the foregoing, BellSouth may reasonably request additional information from Image Access at any time during the processing of the BFR.
 - 1.4 Within thirty (30) business days of BellSouth's receipt of the BFR, if the preliminary analysis of the requested BFR is not of such complexity that it will cause BellSouth to expend extraordinary resources to evaluate the BFR, BellSouth shall respond to Image Access by providing a preliminary analysis of the new or modified Network Element or interconnection option not ordered by the FCC or Commission that is the subject of the BFR. The preliminary analysis shall either confirm that BellSouth will offer access to the new or modified Network Element, interconnection option or service option or confirm that BellSouth will not offer the new or modified Network Element, interconnection option or service option.
 - 1.5 For any new or modified Network Element, interconnection option or service option not ordered by the FCC or Commission, if the preliminary analysis states that BellSouth will offer the new or modified Network Element, interconnection option or service option, the preliminary analysis will include an estimate of the costs of utilizing existing resources, both personnel and systems, in the development including, but not limited to,

request parameters analysis, determination of impacted BellSouth departments, determination of required resources, project management resources, etc. (Development Rate) including a general breakdown of such costs associated with the Network Element, interconnection option or service option and the date the request can be met. If the preliminary analysis states that BellSouth will not offer the new or modified Network Element, interconnection option or service option, BellSouth will provide an explanation of why the request is not technically feasible, does not qualify as a BFR for the new or modified Network Element, interconnection option or service option, should actually be submitted as a New Business Request (NBR) or is otherwise not required to be provided under the Act. If BellSouth cannot provide the Network Element, interconnection option or service option by the requested date, BellSouth shall provide an alternative proposed date together with a detailed explanation as to why BellSouth is not able to meet Image Access's requested date.

- 1.6 For any new or modified Network Element, interconnection option or service option not ordered by the FCC or Commission, if BellSouth determines that the preliminary analysis of the requested BFR is of such complexity that it will cause BellSouth to expend extraordinary resources to evaluate the BFR, BellSouth shall notify Image Access within ten (10) business days of BellSouth's receipt of BFR that a fee will be required prior to the preliminary evaluation of the BFR. Such fee shall be limited to BellSouth's extraordinary expenses directly related to the complex request that require the allocation and engagement of additional resources above the existing allocated resources used on BFR cost development which include, but are not limited to, expenditure of funds to develop feasibility studies, specific resources that are required to determine request requirements (such as operation support system analysts, technical managers, software developers), software impact analysis by specific software developers; software architecture development, hardware impact analysis by specific system analysts, etc. and the request for such fee shall be accompanied with a general breakdown of such costs. If Image Access accepts the complex request evaluation fee proposed by BellSouth, Image Access shall submit such fee within thirty (30) business days of BellSouth's notice that a complex request evaluation fee is required. Within thirty (30) business days of BellSouth's receipt of the complex request evaluation fee, BellSouth shall respond to Image Access by providing a preliminary analysis, consistent with Section 1.4 above.
- 1.7 Image Access may cancel a BFR at any time up until thirty (30) business days after receiving BellSouth's preliminary analysis. If Image Access cancels the BFR within thirty (30) business days after receipt of BellSouth's preliminary analysis, BellSouth shall be entitled to keep any complex request evaluation fee submitted in accordance with Section 1.6

above, minus those costs included in the fee that have not been incurred as of the date of cancellation.

- 1.8 Image Access will have thirty (30) business days from receipt of preliminary analysis to accept the preliminary analysis or cancel the BFR. If Image Access fails to respond within this thirty (30) business day period, the BFR will be deemed cancelled. Acceptance of the preliminary analysis must be in writing and accompanied by the estimated Development Rate for the new or modified Network Element, interconnection option or service option quoted in the preliminary analysis.
- 1.9 Notwithstanding any other provision of this Agreement, BellSouth shall propose a firm price quote, including the firm Development Rate, the firm nonrecurring rate and the firm recurring rate, and a detailed implementation plan within ten (10) business days of receipt of Image Access's accurate BFR application for a Network Element, interconnection option or service option that is operational at the time of the request; thirty (30) business days of receipt of Image Access's accurate BFR application for a new or modified Network Element, interconnection option or service option ordered by the FCC or Commission; and within sixty (60) business days of receipt of Image Access's accurate BFR application for a new or modified Network Element, interconnection option or service option not ordered by the FCC or Commission or not operational at the time of the request. The firm nonrecurring rate will not include any of the Development Rate or the complex request evaluation fee, if required, in the calculation of this rate. Such firm price quote shall not exceed the estimate provided with the preliminary analysis by more than twenty-five percent (25%).
- 1.10 Image Access shall have thirty (30) business days from receipt of firm price quote to accept or deny the firm price quote and submit any additional Development or nonrecurring rates quoted in the firm price quote.
- 1.11 Unless Image Access agrees otherwise, all prices shall be consistent with the applicable pricing principles and provisions of the Act.
- 1.12 If Image Access believes that BellSouth's firm price quote is not consistent with the requirements of the Act, either Party may seek dispute resolution in accordance with the dispute resolution provisions set forth in General Terms and Conditions.
- 1.13 Upon agreement to the rates, terms and conditions of a BFR, the Parties shall negotiate in good faith an amendment to this Agreement.

2 New Business Request

- 2.1 Image Access also shall be permitted to request the development of new or modified facilities or service options which may not be required by the Act. Procedures applicable to requesting the addition of such elements, services and options are specified in this Attachment. A NBR is to be used by Image Access to make a request of BellSouth for a new or modified feature or capability of an existing product or service, a new product or service that is not deployed within the BellSouth network or operations and business support systems, or a new or modified service option that was not previously included in this Agreement (Requested NBR Services) and is not required by the Act.
- 2.2 An NBR shall be submitted in writing by Image Access and shall specifically identify the requested service date, technical requirements, space requirements and/or such specifications that clearly define the request such that BellSouth has sufficient information to analyze and prepare a response. The request shall be sent to Image Access's designated BellSouth Sales contact or LCM.
- 2.3 Within two (2) business days of receipt of an NBR, BellSouth shall acknowledge in writing its receipt and identify a single point of contact responsible for responding to the NBR and shall request any additional information needed to process the request to the extent known at that time. Notwithstanding the foregoing, BellSouth may reasonably request additional information from Image Access at any time during the processing of the NBR.
- 2.4 If the preliminary analysis of the requested NBR is not of such complexity that it will cause BellSouth to expend extraordinary resources to evaluate the NBR, within thirty (30) business days of its receipt of the NBR, BellSouth shall respond to Image Access by providing a preliminary analysis of such Requested NBR Services that are the subject of the NBR. The preliminary analysis shall either confirm that BellSouth will offer access to the Requested NBR Services or confirm that BellSouth will not offer the Requested NBR Services.
- 2.5 If the preliminary analysis states that BellSouth will offer the Requested NBR Services, the preliminary analysis will include an estimate of the Development Rate including a general breakdown of costs and the date the request can be met. If BellSouth cannot provide the Requested NBR Service by the requested date, it shall provide an alternative proposed date together with a detailed explanation as to why BellSouth is not able to meet Image Access's requested date.

- 2.6 If BellSouth determines that the preliminary analysis of the requested NBR is of such complexity that it will cause BellSouth to expend extraordinary resources to evaluate the NBR, BellSouth shall notify Image Access within ten (10) business days of BellSouth's notice that a complex request evaluation fee is required prior to the evaluation of the NBR. Such fee shall be limited to BellSouth's extraordinary expenses directly related to the complex request. If Image Access accepts the complex request evaluation fee amount proposed by BellSouth, Image Access shall submit such complex request evaluation fee within thirty (30) business days of BellSouth's notice that a complex request evaluation fee is required.
- 2.7 Within thirty (30) business days of BellSouth's receipt of the complex request evaluation fee, BellSouth shall respond to Image Access by providing a preliminary analysis of such Requested NBR Services.
- 2.8 Image Access may cancel an NBR at any time. If Image Access cancels the request more than ten (10) business days after submitting it, Image Access shall pay BellSouth's reasonable and demonstrable costs of processing and/or implementing the NBR up to the date of cancellation in addition to any fee submitted in accordance with Section 1.6 above.
- 2.9 Image Access will have thirty (30) business days from receipt of the preliminary analysis to accept the preliminary analysis or cancel the NBR. If Image Access fails to respond within this thirty (30) business day period, the NBR will be deemed cancelled.
- 2.10 Acceptance of the preliminary analysis must be in writing and accompanied by the estimated Development Rate for the Requested NBR Services quoted in the preliminary analysis.
- 2.11 BellSouth shall propose a firm price quote including the firm Development Rate, the firm nonrecurring rate, and the firm recurring rate, and a detailed implementation plan within ten (10) business days of receipt of Image Access's accurate NBR application for a Requested NBR Service that is operational at the time of the request and within sixty (60) business days of receipt of Image Access's accurate NBR application for the Requested NBR Services not operational at the time of the request. The firm nonrecurring rate will not include any of the Development Rate or the complex request evaluation fee, if required, in the calculation of this rate. Such firm price quote shall not exceed the estimate provided with the preliminary analysis by more than twenty-five percent (25%).
- 2.12 Image Access shall have thirty (30) business days from receipt of the firm price quote to accept or deny the firm price quote and submit any additional nonrecurring, non-refundable fees quoted in the firm price quote. If the firm price quote is less than the preliminary analysis'

estimate of the Development Rate, BellSouth will credit Image Access's account for the difference.

- 2.13 Upon agreement to the rates, terms and conditions of a NBR, an amendment to this Agreement, or a separate agreement, may be required and the Parties shall negotiate such agreement or amendment in good faith.

**Amendment to the Agreement
Between
Image Access, Inc. d/b/a NewPhone, Inc.
and
BellSouth Telecommunications, Inc.
Dated 4/19/2006**

Pursuant to this Amendment, (the "Amendment"), Image Access, Inc. d/b/a NewPhone, Inc. (NewPhone), and BellSouth Telecommunications, Inc. (BellSouth), hereinafter referred to collectively as the "Parties", hereby agree to amend that certain Interconnection Agreement between the Parties dated 4/19/2006 (Agreement).

WHEREAS, on February 21, 2006, the Georgia Public Service Commission (Commission) issued a Letter Order in Docket No. 14361-U (Letter Order) establishing new UNE rates (New UNE Rates) to replace the rates previously ordered by the Commission on June 24, 2003 and September 22, 2003 in the first phase of Docket No. 14361-U (Old UNE Rates); and

WHEREAS, the Letter Order entitles BellSouth to recover the difference between the Old UNE Rates and the New UNE Rates for the period of time that BellSouth charged NewPhone the Old UNE Rates; and

WHEREAS, the Letter Order requires that BellSouth provide NewPhone detailed accounting reports to substantiate any proposed true-ups to recover the difference between the Old UNE Rates and the New UNE Rates for the period of time prior to the March 2, 2006 Effective Date of the Letter Order, and

WHEREAS, the Parties agree that BellSouth never charged NewPhone the Old UNE Rates under the June 19, 2002 Interconnection Agreement ("Previous Agreement") that was superseded by the Agreement;

WHEREAS, the Parties are obligated to amend the Agreement to replace the Old UNE Rates in the Agreement, to the extent that the Old UNE Rates are contained in the Agreement, with the New UNE Rates established by the Commission in its Letter Order; and

NOW, THEREFORE, in consideration of the mutual provisions contained herein and other good and valuable consideration, the receipt and sufficiency of which are hereby acknowledged, the Parties hereby covenant and agree as follows:

1. The Parties hereby agree to incorporate into the Agreement the New UNE Rates set forth in Exhibit 1 to Attachment 1, Exhibit 2 to Attachment 2, Exhibit 3 to Attachment 3, and Exhibit 4 to Attachment 4, all as attached hereto and incorporated herein by this reference, and such rates shall apply to services provided in the State of Georgia only.
2. To the extent that the New UNE Rates set forth in Exhibit 1 to Attachment 1, Exhibit 2 to Attachment 2, and Exhibit 4 to Attachment 4, all attached hereto, conflict with any other rates in the Agreement, the rates in these attached Exhibits shall prevail for the State of Georgia.

3. Exhibit A to Attachment 3 of the Agreement shall be deleted in its entirety, and Exhibit 3 to Attachment 3 as attached hereto shall be substituted in lieu thereof.
4. For purposes of amending the Agreement to incorporate the New UNE Rates on a going-forward basis, this Amendment shall be deemed effective on April 19, 2006 (Amendment Effective Date).
5. Nothing in this Amendment shall be deemed to constitute a waiver of the Parties' rights to recover the difference between the Old UNE Rates and the New UNE Rates pursuant to the Georgia Public Service Commission's Letter Order for the period of time from April 19, 2006 to the date that the New UNE Rates are incorporated into the Agreement, to the extent that BellSouth charged NewPhone the Old UNE Rates during such period of time.
6. Neither Party shall true-up or otherwise attempt to recover from the other Party any difference between the Old UNE Rates and the New UNE Rates pursuant to the Georgia Public Service Commission's Letter Order for the period of time that the Parties operated under the Previous Agreement (June 19, 2002 through April 18, 2006).
7. All of the other provisions of the Agreement shall remain in full force and effect.
8. Either or both of the Parties is authorized to submit this Amendment to the respective state regulatory authorities for approval subject to Section 252(e) of the Federal Telecommunications Act of 1996.

IN WITNESS WHEREOF, the Parties have executed this Amendment the day and year written below.

BellSouth Telecommunications, Inc.

By: Kristen E. Shore

Name: Kristen E. Shore

Title: Director

Date: 1/11/07

Image Access, Inc. d/b/a NewPhone, Inc.

By: Gene Day

Name: Gene Day

Title: PRESIDENT

Date: 1/9/07

| RESALE DISCOUNTS & RATES - Georgia | | | | | | | | | | | | Attachment: 1 Exh: D | | | | | | |
|------------------------------------|--|---|--|--|---------|------|-----|------|------------|--------------|-------|-------------------------|----------------------------------|--------------------------------------|--|--|---|---|
| CATEGORY | RATE ELEMENTS | | | | Interim | Zone | BCS | USOC | RATES(\$) | | | | Svc Order Submitted Elec per LSR | Svc Order Submitted Manually per LSR | Incremental Charge - Manual Svc Order vs. Electronic-1st | Incremental Charge - Manual Svc Order vs. Electronic-Add'l | Incremental Charge - Manual Svc Order vs. Electronic-Disc 1st | Incremental Charge - Manual Svc Order vs. Electronic-Disc Add'l |
| | | | | | | | | | | | | | | | | | | |
| | | | | | | | | | Rec | Nonrecurring | | Nonrecurring Disconnect | | OSS Rates(\$) | | | | |
| | | | | | | | | | | First | Add'l | First | Add'l | SOMECS | SOMAN | SOMAN | SOMAN | SOMAN |
| ODUF/EODUF SERVICES | | | | | | | | | | | | | | | | | | |
| | OPTIONAL DAILY USAGE FILE (ODUF) | | | | | | | | | | | | | | | | | |
| | | ODUF: Recording, per message | | | | | | | 0.000007 | | | | | | | | | |
| | | ODUF: Message Processing, per message | | | | | | | 0.002165 | | | | | | | | | |
| | | ODUF: Message Processing, per Magnetic Tape provisioned | | | | | | | 36.02 | | | | | | | | | |
| | | ODUF: Data Transmission (CONNECT:DIRECT), per message | | | | | | | 0.00010888 | | | | | | | | | |
| | ENHANCED OPTIONAL DAILY USAGE FILE (EODUF) | | | | | | | | | | | | | | | | | |
| | | EODUF: Message Processing, per message | | | | | | | 0.229077 | | | | | | | | | |

| UNBUNDLED NETWORK ELEMENTS - Georgia | | | | | | | | | | | Attachment 2 Exh: A | | | | | |
|--|---------------|--|-------------|------|-------|-------|-----------|--------------|-------|-------------------------|---|---|--|--|---|---|
| CATEGORY | RATE ELEMENTS | | Interi m | Zone | BCS | USOC | RATES(\$) | | | | Svc Order Submitted Elec per LSR | Svc Order Submitted Manually per LSR | Incremental Charge - Manual Svc Order vs. Electronic- 1st | Incremental Charge - Manual Svc Order vs. Electronic- Add'l | Incremental Charge - Manual Svc Order vs. Electronic- Disc 1st | Incremental Charge - Manual Svc Order vs. Electronic- Disc Add'l |
| | | | | | | | Rec | Nonrecurring | | Nonrecurring Disconnect | | OSS Rates(\$) | | | | |
| | | | | | | | | First | Add'l | First | Add'l | SOMEK | SOMAN | SOMAN | SOMAN | SOMAN |
| The "Zone" shown in the sections for stand-alone loops or loops as part of a combination refers to Geographically Deaveraged UNE Zones. To view Geographically Deaveraged UNE Zone Designations by Central Office, refer to internet Website: http://www.interconnection.bellsouth.com/become_a_clec/html/interconnection.htm | | | | | | | | | | | | | | | | |
| OPERATIONS SUPPORT SYSTEMS (OSS) - "REGIONAL RATES" | | | | | | | | | | | | | | | | |
| | | OSS - Manual Service Order Charge, Per Local Service Request (LSR) - UNE Only | | | | SOMAN | | 11.71 | 0.00 | 6.13 | 0.00 | | | | | |
| UNBUNDLED EXCHANGE ACCESS LOOP | | | | | | | | | | | | | | | | |
| 2-WIRE ANALOG VOICE GRADE LOOP | | | | | | | | | | | | | | | | |
| | | 2-Wire Analog Voice Grade Loop - Service Level 1- Zone 1 | | 1 | UEANL | UEAL2 | 12.08 | 39.98 | 9.98 | 5.61 | 1.72 | | | | | |
| | | 2-Wire Analog Voice Grade Loop - Service Level 1- Zone 2 | | 2 | UEANL | UEAL2 | 17.43 | 39.98 | 9.98 | 5.61 | 1.72 | | | | | |
| | | 2-Wire Analog Voice Grade Loop - Service Level 1- Zone 3 | | 3 | UEANL | UEAL2 | 35.09 | 39.98 | 9.98 | 5.61 | 1.72 | | | | | |
| | | 2-Wire Analog Voice Grade Loop - Service Level 1- Zone 1 | | 1 | UEANL | UEASL | 12.08 | 39.98 | 9.98 | 5.61 | 1.72 | | | | | |
| | | 2-Wire Analog Voice Grade Loop - Service Level 1- Zone 2 | | 2 | UEANL | UEASL | 17.43 | 39.98 | 9.98 | 5.61 | 1.72 | | | | | |
| | | 2-Wire Analog Voice Grade Loop - Service Level 1- Zone 3 | | 3 | UEANL | UEASL | 35.09 | 39.98 | 9.98 | 5.61 | 1.72 | | | | | |
| | | Manual Order Coordiantion for UVL-SL1s (per loop) | | | UEANL | UEAMC | | 18.90 | 18.90 | | | | | | | |
| | | Order Coordination for Specified Conversion Time for UVL-SL1 (per LSR) | | | UEANL | OCOSL | | 57.73 | | | | | | | | |
| | | Unbundled Non-Design Voice Loop, billing for BST providing make-up (Engineering Information - E.I.) | | | UEANL | UEANM | | 7.29 | 7.29 | | | | | | | |
| 2-WIRE UNBUNDLED COPPER LOOP - NON-DESIGNED | | | | | | | | | | | | | | | | |
| | | 2 Wire Unbundled Copper Loop Non-Designed- Zone 1 | | 1 | UEQ | UEQ2X | 11.02 | 44.69 | 22.40 | 0.00 | 0.00 | | | | | |
| | | 2 Wire Unbundled Copper Loop Non-Designed- Zone 2 | | 2 | UEQ | UEQ2X | 12.72 | 44.69 | 22.40 | 0.00 | 0.00 | | | | | |
| | | 2 Wire Unbundled Copper Loop Non-Designed-Zone 3 | | 3 | UEQ | UEQ2X | 20.22 | 44.69 | 22.40 | 0.00 | 0.00 | | | | | |
| | | Manual Order Coordination 2 Wire Unbundled Copper Loop - Non-Designed (per loop) | | | UEQ | USBMC | | 18.90 | 18.90 | | | | | | | |
| | | Unbundled Copper Loop - Non-Design, billing for BST providing make-up (Engineering Information - E.I.) | | | UEQ | UEQMU | | 7.29 | 7.29 | | | | | | | |
| UNBUNDLED EXCHANGE ACCESS LOOP | | | | | | | | | | | | | | | | |
| 2-WIRE ANALOG VOICE GRADE LOOP | | | | | | | | | | | | | | | | |
| | | 2-Wire Analog Voice Grade Loop - Service Level 2 w/Loop or Ground Start Signaling - Zone 1 | | 1 | UEA | UEAL2 | 13.32 | 79.78 | 24.62 | 18.90 | 7.86 | | | | | |
| | | 2-Wire Analog Voice Grade Loop - Service Level 2 w/Loop or Ground Start Signaling - Zone 2 | | 2 | UEA | UEAL2 | 18.66 | 79.78 | 24.62 | 18.90 | 7.86 | | | | | |
| | | 2-Wire Analog Voice Grade Loop - Service Level 2 w/Loop or Ground Start Signaling - Zone 3 | | 3 | UEA | UEAL2 | 36.33 | 79.78 | 24.62 | 18.90 | 7.86 | | | | | |
| | | 2-Wire Analog Voice Grade Loop - Service Level 2 w/Reverse Battery Signaling - Zone 1 | | 1 | UEA | UEAR2 | 13.32 | 79.78 | 24.62 | 18.90 | 7.86 | | | | | |
| | | 2-Wire Analog Voice Grade Loop - Service Level 2 w/Reverse Battery Signaling - Zone 2 | | 2 | UEA | UEAR2 | 18.66 | 79.78 | 24.62 | 18.90 | 7.86 | | | | | |
| | | 2-Wire Analog Voice Grade Loop - Service Level 2 w/Reverse Battery Signaling - Zone 3 | | 3 | UEA | UEAR2 | 36.33 | 79.78 | 24.62 | 18.90 | 7.86 | | | | | |
| | | Switch-as-is Conversion rate per UNE Loop, Single LSR (per DS0)* | | | UEA | URES� | | 5.69 | 5.69 | | | | | | | |
| | | Switch-as-is Conversion rate per UNE Loop, Spreadsheet (per DS0)* | | | UEA | URESÞ | | 5.69 | 5.69 | | | | | | | |
| 4-WIRE ANALOG VOICE GRADE LOOP | | | | | | | | | | | | | | | | |
| | | 4-Wire Analog Voice Grade Loop - Zone 1 | | 1 | UEA | UEAL4 | 21.04 | 92.92 | 28.14 | 19.50 | 8.12 | | | | | |
| | | 4-Wire Analog Voice Grade Loop - Zone 2 | | 2 | UEA | UEAL4 | 24.49 | 92.92 | 28.14 | 19.50 | 8.12 | | | | | |
| | | 4-Wire Analog Voice Grade Loop - Zone 3 | | 3 | UEA | UEAL4 | 33.40 | 92.92 | 28.14 | 19.50 | 8.12 | | | | | |
| | | Switch-as-is Conversion rate per UNE Loop, Single LSR (per DS0)* | | | UEA | URES� | | 5.69 | 5.69 | | | | | | | |
| | | Switch-as-is Conversion rate per UNE Loop, Spreadsheet (per DS0)* | | | UEA | URESÞ | | 5.69 | 5.69 | | | | | | | |
| 2-WIRE ISDN DIGITAL GRADE LOOP | | | | | | | | | | | | | | | | |
| | | 2-Wire ISDN Digital Grade Loop - Zone 1 | | 1 | UDN | U1L2X | 21.89 | 180.06 | 35.25 | 18.23 | 6.97 | | | | | |
| | | 2-Wire ISDN Digital Grade Loop - Zone 2 | | 2 | UDN | U1L2X | 25.27 | 180.06 | 35.25 | 18.23 | 6.97 | | | | | |
| | | 2-Wire ISDN Digital Grade Loop - Zone 3 | | 3 | UDN | U1L2X | 40.17 | 180.06 | 35.25 | 18.23 | 6.97 | | | | | |
| 2-WIRE ASYMMETRICAL DIGITAL SUBSCRIBER LINE (ADSL) COMPATIBLE LOOP | | | | | | | | | | | | | | | | |

| UNBUNDLED NETWORK ELEMENTS - Georgia | | | | | | | | | | | | Attachment 2 Exh: A | | | | | |
|---|---------------|---|---------|------|-----|-------|-----------|--------------|-------|-------------------------|----------------------------------|--------------------------------------|--|--|---|---|-------|
| CATEGORY | RATE ELEMENTS | | Interim | Zone | BCS | USOC | RATES(\$) | | | | Svc Order Submitted Elec per LSR | Svc Order Submitted Manually per LSR | Incremental Charge - Manual Svc Order vs. Electronic-1st | Incremental Charge - Manual Svc Order vs. Electronic-Add'l | Incremental Charge - Manual Svc Order vs. Electronic-Disc 1st | Incremental Charge - Manual Svc Order vs. Electronic-Disc Add'l | |
| | | | | | | | | Nonrecurring | | Nonrecurring Disconnect | | OSS Rates(\$) | | | | | |
| | | | | | | | Rec | First | Add'l | First | Add'l | SOMEc | SOMAN | SOMAN | SOMAN | SOMAN | SOMAN |
| | | 2 Wire Unbundled ADSL Loop including manual service inquiry & facility reservation - Zone 1 | | 1 | UAL | UAL2X | 11.23 | 44.69 | 31.55 | 0.00 | 0.00 | | | | | | |
| | | 2 Wire Unbundled ADSL Loop including manual service inquiry & facility reservation - Zone 2 | | 2 | UAL | UAL2X | 12.97 | 44.69 | 31.55 | 0.00 | 0.00 | | | | | | |
| | | 2 Wire Unbundled ADSL Loop including manual service inquiry & facility reservation - Zone 3 | | 3 | UAL | UAL2X | 20.62 | 44.69 | 31.55 | 0.00 | 0.00 | | | | | | |
| | | 2 Wire Unbundled ADSL Loop without manual service inquiry & facility reservation - Zone 1 | | 1 | UAL | UAL2W | 11.23 | 44.69 | 31.55 | 0.00 | 0.00 | | | | | | |
| | | 2 Wire Unbundled ADSL Loop without manual service inquiry & facility reservation - Zone 2 | | 2 | UAL | UAL2W | 12.97 | 44.69 | 31.55 | 0.00 | 0.00 | | | | | | |
| | | 2 Wire Unbundled ADSL Loop without manual service inquiry & facility reservation - Zone 3 | | 3 | UAL | UAL2W | 20.62 | 44.69 | 31.55 | 0.00 | 0.00 | | | | | | |
| 2-WIRE HIGH BIT RATE DIGITAL SUBSCRIBER LINE (HDSL) COMPATIBLE LOOP | | | | | | | | | | | | | | | | | |
| | | 2 Wire Unbundled HDSL Loop including manual service inquiry & facility reservation - Zone 1 | | 1 | UHL | UHL2X | 7.88 | 44.69 | 31.55 | 0.00 | 0.00 | | | | | | |
| | | 2 Wire Unbundled HDSL Loop including manual service inquiry & facility reservation - Zone 2 | | 2 | UHL | UHL2X | 9.09 | 44.69 | 31.55 | 0.00 | 0.00 | | | | | | |
| | | 2 Wire Unbundled HDSL Loop including manual service inquiry & facility reservation - Zone 3 | | 3 | UHL | UHL2X | 14.48 | 44.69 | 31.55 | 0.00 | 0.00 | | | | | | |
| | | 2 Wire Unbundled HDSL Loop without manual service inquiry and facility reservation - Zone 1 | | 1 | UHL | UHL2W | 7.88 | 44.69 | 31.55 | 0.00 | 0.00 | | | | | | |
| | | 2 Wire Unbundled HDSL Loop without manual service inquiry and facility reservation - Zone 2 | | 2 | UHL | UHL2W | 9.09 | 44.69 | 31.55 | 0.00 | 0.00 | | | | | | |
| | | 2 Wire Unbundled HDSL Loop without manual service inquiry and facility reservation - Zone 3 | | 3 | UHL | UHL2W | 14.48 | 44.69 | 31.55 | 0.00 | 0.00 | | | | | | |
| 4-WIRE HIGH BIT RATE DIGITAL SUBSCRIBER LINE (HDSL) COMPATIBLE LOOP | | | | | | | | | | | | | | | | | |
| | | 4 Wire Unbundled HDSL Loop including manual service inquiry and facility reservation - Zone 1 | | 1 | UHL | UHL4X | 10.39 | 44.69 | 31.55 | 0.00 | 0.00 | | | | | | |
| | | 4-Wire Unbundled HDSL Loop including manual service inquiry and facility reservation - Zone 2 | | 2 | UHL | UHL4X | 12.00 | 44.69 | 31.55 | 0.00 | 0.00 | | | | | | |
| | | 4-Wire Unbundled HDSL Loop including manual service inquiry and facility reservation - Zone 3 | | 3 | UHL | UHL4X | 19.07 | 44.69 | 31.55 | 0.00 | 0.00 | | | | | | |
| | | 4-Wire Unbundled HDSL Loop without manual service inquiry and facility reservation - Zone 1 | | 1 | UHL | UHL4W | 10.39 | 44.69 | 31.55 | 0.00 | 0.00 | | | | | | |
| | | 4-Wire Unbundled HDSL Loop without manual service inquiry and facility reservation - Zone 2 | | 2 | UHL | UHL4W | 12.00 | 44.69 | 31.55 | 0.00 | 0.00 | | | | | | |
| | | 4-Wire Unbundled HDSL Loop without manual service inquiry and facility reservation - Zone 3 | | 3 | UHL | UHL4W | 19.07 | 44.69 | 31.55 | 0.00 | 0.00 | | | | | | |
| 4-WIRE DS1 DIGITAL LOOP | | | | | | | | | | | | | | | | | |
| | | 4-Wire DS1 Digital Loop - Zone 1 | | 1 | USL | USLXX | 49.41 | 211.72 | 72.42 | 38.20 | 7.19 | | | | | | |
| | | 4-Wire DS1 Digital Loop - Zone 2 | | 2 | USL | USLXX | 52.55 | 211.72 | 72.42 | 38.20 | 7.19 | | | | | | |
| | | 4-Wire DS1 Digital Loop - Zone 3 | | 3 | USL | USLXX | 68.40 | 211.72 | 72.42 | 38.20 | 7.19 | | | | | | |
| | | Switch-as-is Conversion rate per UNE Loop, Single LSR (per DS1)* | | | USL | URES | | 5.69 | 5.69 | | | | | | | | |
| | | Switch-as-is Conversion rate per UNE Loop, Spreadsheet (per DS1)* | | | USL | URESP | | 5.69 | 5.69 | | | | | | | | |
| 4-WIRE 19.2, 56 OR 64 KBPS DIGITAL GRADE LOOP | | | | | | | | | | | | | | | | | |
| | | 4 Wire Unbundled Digital Loop 2.4 Kbps - Zone 1 | | 1 | UDL | UDL2X | 25.81 | 196.47 | 36.96 | 18.80 | 7.19 | | | | | | |
| | | 4 Wire Unbundled Digital Loop 2.4 Kbps - Zone 2 | | 2 | UDL | UDL2X | 31.54 | 196.47 | 36.96 | 18.80 | 7.19 | | | | | | |
| | | 4 Wire Unbundled Digital Loop 2.4 Kbps - Zone 3 | | 3 | UDL | UDL2X | 42.38 | 196.47 | 36.96 | 18.80 | 7.19 | | | | | | |
| | | 4 Wire Unbundled Digital Loop 4.8 Kbps - Zone 1 | | 1 | UDL | UDL4X | 25.81 | 196.47 | 36.96 | 18.80 | 7.19 | | | | | | |
| | | 4 Wire Unbundled Digital Loop 4.8 Kbps - Zone 2 | | 2 | UDL | UDL4X | 31.54 | 196.47 | 36.96 | 18.80 | 7.19 | | | | | | |
| | | 4 Wire Unbundled Digital Loop 4.8 Kbps - Zone 3 | | 3 | UDL | UDL4X | 42.38 | 196.47 | 36.96 | 18.80 | 7.19 | | | | | | |
| | | 4 Wire Unbundled Digital Loop 9.6 Kbps - Zone 1 | | 1 | UDL | UDL9X | 25.81 | 196.47 | 36.96 | 18.80 | 7.19 | | | | | | |
| | | 4 Wire Unbundled Digital Loop 9.6 Kbps - Zone 2 | | 2 | UDL | UDL9X | 31.54 | 196.47 | 36.96 | 18.80 | 7.19 | | | | | | |
| | | 4 Wire Unbundled Digital Loop 9.6 Kbps - Zone 3 | | 3 | UDL | UDL9X | 42.38 | 196.47 | 36.96 | 18.80 | 7.19 | | | | | | |
| | | 4 Wire Unbundled Digital 19.2 Kbps - Zone 1 | | 1 | UDL | UDL19 | 25.81 | 196.47 | 36.96 | 18.80 | 7.19 | | | | | | |
| | | 4 Wire Unbundled Digital 19.2 Kbps - Zone 2 | | 2 | UDL | UDL19 | 31.54 | 196.47 | 36.96 | 18.80 | 7.19 | | | | | | |
| | | 4 Wire Unbundled Digital 19.2 Kbps - Zone 3 | | 3 | UDL | UDL19 | 42.38 | 196.47 | 36.96 | 18.80 | 7.19 | | | | | | |

| UNBUNDLED NETWORK ELEMENTS - Georgia | | | | | | | | | | | | Attachment 2 Exh: A | | | | | |
|--------------------------------------|---|--|---------|------|------------------------------|-------|-----------|--------------|-------|-------------------------|-------|----------------------------------|--------------------------------------|--|--|---|---|
| CATEGORY | RATE ELEMENTS | | Interim | Zone | BCS | USOC | RATES(\$) | | | | | Svc Order Submitted Elec per LSR | Svc Order Submitted Manually per LSR | Incremental Charge - Manual Svc Order vs. Electronic-1st | Incremental Charge - Manual Svc Order vs. Electronic-Add'l | Incremental Charge - Manual Svc Order vs. Electronic-Disc 1st | Incremental Charge - Manual Svc Order vs. Electronic-Disc Add'l |
| | | | | | | | Rec | Nonrecurring | | Nonrecurring Disconnect | | OSS Rates(\$) | | | | | |
| | | | | | | | | First | Add'l | First | Add'l | SOMEc | SOMAN | SOMAN | SOMAN | SOMAN | SOMAN |
| | | 4 Wire Unbundled Digital Loop 56 Kbps - Zone 1 | | 1 | UDL | UDL56 | 25.81 | 196.47 | 36.96 | 18.80 | 7.19 | | | | | | |
| | | 4 Wire Unbundled Digital Loop 56 Kbps - Zone 2 | | 2 | UDL | UDL56 | 31.54 | 196.47 | 36.96 | 18.80 | 7.19 | | | | | | |
| | | 4 Wire Unbundled Digital Loop 56 Kbps - Zone 3 | | 3 | UDL | UDL56 | 42.38 | 196.47 | 36.96 | 18.80 | 7.19 | | | | | | |
| | | 4 Wire Unbundled Digital Loop 64 Kbps - Zone 1 | | 1 | UDL | UDL64 | 25.81 | 196.47 | 36.96 | 18.80 | 7.19 | | | | | | |
| | | 4 Wire Unbundled Digital Loop 64 Kbps - Zone 2 | | 2 | UDL | UDL64 | 31.54 | 196.47 | 36.96 | 18.80 | 7.19 | | | | | | |
| | | 4 Wire Unbundled Digital Loop 64 Kbps - Zone 3 | | 3 | UDL | UDL64 | 42.38 | 196.47 | 36.96 | 18.80 | 7.19 | | | | | | |
| | | Switch-as-is Conversion rate per UNE Loop, Single LSR (per DS0)* | | | UDL | URES | | 5.69 | 5.69 | | | | | | | | |
| | | Switch-as-is Conversion rate per UNE Loop, Spreadsheet (per DS0)* | | | UDL | URESP | | 5.69 | 5.69 | | | | | | | | |
| | 2-WIRE Unbundled COPPER LOOP | | | | | | | | | | | | | | | | |
| | | 2-Wire Unbundled Copper Loop-Designed including manual service inquiry & facility reservation - Zone 1 | | 1 | UCL | UCLPB | 12.02 | 44.69 | 31.55 | 0.00 | 0.00 | | | | | | |
| | | 2-Wire Unbundled Copper Loop-Designed including manual service inquiry & facility reservation - Zone 2 | | 2 | UCL | UCLPB | 13.88 | 44.69 | 31.55 | 0.00 | 0.00 | | | | | | |
| | | 2 Wire Unbundled Copper Loop-Designed including manual service inquiry & facility reservation - Zone 3 | | 3 | UCL | UCLPB | 22.07 | 44.69 | 31.55 | 0.00 | 0.00 | | | | | | |
| | | 2-Wire Unbundled Copper Loop-Designed without manual service inquiry and facility reservation - Zone 1 | | 1 | UCL | UCLPW | 12.02 | 44.69 | 31.55 | 0.00 | 0.00 | | | | | | |
| | | 2-Wire Unbundled Copper Loop-Designed without manual service inquiry and facility reservation - Zone 2 | | 2 | UCL | UCLPW | 13.88 | 44.69 | 31.55 | 0.00 | 0.00 | | | | | | |
| | | 2-Wire Unbundled Copper Loop-Designed without manual service inquiry and facility reservation - Zone 3 | | 3 | UCL | UCLPW | 22.07 | 44.69 | 31.55 | 0.00 | 0.00 | | | | | | |
| | | Order Coordination for Unbundled Copper Loops (per loop) | | | UCL | UCLMC | | 18.90 | 18.90 | | | | | | | | |
| | 4-WIRE COPPER LOOP | | | | | | | | | | | | | | | | |
| | | 4-Wire Copper Loop-Designed including manual service inquiry and facility reservation - Zone 1 | | 1 | UCL | UCL4S | 16.65 | 44.69 | 31.55 | 0.00 | 0.00 | | | | | | |
| | | 4-Wire Copper Loop-Designed including manual service inquiry and facility reservation - Zone 2 | | 2 | UCL | UCL4S | 19.22 | 44.69 | 31.55 | 0.00 | 0.00 | | | | | | |
| | | 4-Wire Copper Loop-Designed including manual service inquiry and facility reservation - Zone 3 | | 3 | UCL | UCL4S | 30.55 | 44.69 | 31.55 | 0.00 | 0.00 | | | | | | |
| | | 4-Wire Copper Loop-Designed without manual service inquiry and facility reservation - Zone 1 | | 1 | UCL | UCL4W | 16.65 | 44.69 | 31.55 | 0.00 | 0.00 | | | | | | |
| | | 4-Wire Copper Loop-Designed without manual service inquiry and facility reservation - Zone 2 | | 2 | UCL | UCL4W | 19.22 | 44.69 | 31.55 | 0.00 | 0.00 | | | | | | |
| | | 4-Wire Copper Loop-Designed without manual service inquiry and facility reservation - Zone 3 | | 3 | UCL | UCL4W | 30.55 | 44.69 | 31.55 | 0.00 | 0.00 | | | | | | |
| | | Order Coordination for Unbundled Copper Loops (per loop) | | | UCL | UCLMC | | 18.90 | 18.90 | | | | | | | | |
| | | Order Coordination for Specified Conversion Time (per LSR) | | | UEA, UDN, UAL, UHL, UDL, USL | OCOSL | | 57.73 | | | | | | | | | |
| UNE LOOP COMMINGLING | | | | | | | | | | | | | | | | | |
| | UNE LOOP COMMINGLING (Loop as part of a Multi-bandwidth comingling arrangement) | | | | | | | | | | | | | | | | |
| | 2-WIRE ANALOG VOICE GRADE LOOP - COMMINGLING | | | | | | | | | | | | | | | | |
| | | 2-Wire Analog Voice Grade Loop - Service Level 2 w/Loop or Ground Start Signaling - Zone 1 | | 1 | NTCVG | UEAL2 | 13.32 | 79.78 | 24.62 | 18.90 | 7.86 | | | | | | |
| | | 2-Wire Analog Voice Grade Loop - Service Level 2 w/Loop or Ground Start Signaling - Zone 2 | | 2 | NTCVG | UEAL2 | 18.66 | 79.78 | 24.62 | 18.90 | 7.86 | | | | | | |
| | | 2-Wire Analog Voice Grade Loop - Service Level 2 w/Loop or Ground Start Signaling - Zone 3 | | 3 | NTCVG | UEAL2 | 36.33 | 79.78 | 24.62 | 18.90 | 7.86 | | | | | | |
| | | 2-Wire Analog Voice Grade Loop - Service Level 2 w/Reverse Battery Signaling - Zone 1 | | 1 | NTCVG | UEAR2 | 13.32 | 79.78 | 24.62 | 18.90 | 7.86 | | | | | | |
| | | 2-Wire Analog Voice Grade Loop - Service Level 2 w/Reverse Battery Signaling - Zone 2 | | 2 | NTCVG | UEAR2 | 18.66 | 79.78 | 24.62 | 18.90 | 7.86 | | | | | | |
| | | 2-Wire Analog Voice Grade Loop - Service Level 2 w/Reverse Battery Signaling - Zone 3 | | 3 | NTCVG | UEAR2 | 36.33 | 79.78 | 24.62 | 18.90 | 7.86 | | | | | | |
| | | Switch-as-is Conversion rate per UNE Loop, Single LSR (per DS0)* | | | NTCVG | URES | | 5.69 | 5.69 | | | | | | | | |
| | | Switch-as-is Conversion rate per UNE Loop, Spreadsheet (per DS0)* | | | NTCVG | URESP | | 5.69 | 5.69 | | | | | | | | |

| UNBUNDLED NETWORK ELEMENTS - Georgia | | | | | | | | | | | Attachment 2 Exh: A | | | | | |
|--------------------------------------|-----------------------|---|-------------|------|--|--------|-----------|--------------|-------|-------------------------|---|---|--|--|---|---|
| CATEGORY | RATE ELEMENTS | | Interi m | Zone | BCS | USOC | RATES(\$) | | | | Svc Order Submitted Elec per LSR | Svc Order Submitted Manually per LSR | Incremental Charge - Manual Svc Order vs. Electronic- 1st | Incremental Charge - Manual Svc Order vs. Electronic- Add'l | Incremental Charge - Manual Svc Order vs. Electronic- Disc 1st | Incremental Charge - Manual Svc Order vs. Electronic- Disc Add'l |
| | | | | | | | Rec | Nonrecurring | | Nonrecurring Disconnect | | OSS Rates(\$) | | | | |
| | | | | | | | | First | Add'l | First | Add'l | SOMEc | SOMAN | SOMAN | SOMAN | SOMAN |
| | | 4-WIRE ANALOG VOICE GRADE LOOP | | | | | | | | | | | | | | |
| | | 4-Wire Analog Voice Grade Loop - Zone 1 | | 1 | NTCVG | UEAL4 | 21.04 | 92.92 | 28.14 | 19.50 | 8.12 | | | | | |
| | | 4-Wire Analog Voice Grade Loop - Zone 2 | | 2 | NTCVG | UEAL4 | 24.49 | 92.92 | 28.14 | 19.50 | 8.12 | | | | | |
| | | 4-Wire Analog Voice Grade Loop - Zone 3 | | 3 | NTCVG | UEAL4 | 33.40 | 92.92 | 28.14 | 19.50 | 8.12 | | | | | |
| | | Switch-as-is Conversion rate per UNE Loop, Single LSR (per DS0)* | | | NTCVG | URES L | | 5.69 | 5.69 | | | | | | | |
| | | Switch-as-is Conversion rate per UNE Loop, Spreadsheet (per DS0)* | | | NTCVG | URES P | | 5.69 | 5.69 | | | | | | | |
| | | 4-WIRE DS1 DIGITAL LOOP - COMMINGLING | | | | | | | | | | | | | | |
| | | 4-Wire DS1 Digital Loop - Zone 1 | | 1 | NTCD1 | USLXX | 49.41 | 211.72 | 72.42 | 38.20 | 7.19 | | | | | |
| | | 4-Wire DS1 Digital Loop - Zone 2 | | 2 | NTCD1 | USLXX | 52.55 | 211.72 | 72.42 | 38.20 | 7.19 | | | | | |
| | | 4-Wire DS1 Digital Loop - Zone 3 | | 3 | NTCD1 | USLXX | 68.40 | 211.72 | 72.42 | 38.20 | 7.19 | | | | | |
| | | Switch-as-is Conversion rate per UNE Loop, Single LSR (per DS1)* | | | NTCD1 | URES L | | 5.69 | 5.69 | | | | | | | |
| | | Switch-as-is Conversion rate per UNE Loop, Spreadsheet (per DS1)* | | | NTCD1 | URES P | | 5.69 | 5.69 | | | | | | | |
| | | 4-WIRE 19.2, 56 OR 64 KBPS DIGITAL GRADE LOOP - COMMINGLING | | | | | | | | | | | | | | |
| | | 4 Wire Unbundled Digital Loop 2.4 Kbps - Zone 1 | | 1 | NTCUD | UDL2X | 25.81 | 196.47 | 36.96 | 18.80 | 7.19 | | | | | |
| | | 4 Wire Unbundled Digital Loop 2.4 Kbps - Zone 2 | | 2 | NTCUD | UDL2X | 31.54 | 196.47 | 36.96 | 18.80 | 7.19 | | | | | |
| | | 4 Wire Unbundled Digital Loop 2.4 Kbps - Zone 3 | | 3 | NTCUD | UDL2X | 42.38 | 196.47 | 36.96 | 18.80 | 7.19 | | | | | |
| | | 4 Wire Unbundled Digital Loop 4.8 Kbps - Zone 1 | | 1 | NTCUD | UDL4X | 25.81 | 196.47 | 36.96 | 18.80 | 7.19 | | | | | |
| | | 4 Wire Unbundled Digital Loop 4.8 Kbps - Zone 2 | | 2 | NTCUD | UDL4X | 31.54 | 196.47 | 36.96 | 18.80 | 7.19 | | | | | |
| | | 4 Wire Unbundled Digital Loop 4.8 Kbps - Zone 3 | | 3 | NTCUD | UDL4X | 42.38 | 196.47 | 36.96 | 18.80 | 7.19 | | | | | |
| | | 4 Wire Unbundled Digital Loop 9.6 Kbps - Zone 1 | | 1 | NTCUD | UDL9X | 25.81 | 196.47 | 36.96 | 18.80 | 7.19 | | | | | |
| | | 4 Wire Unbundled Digital Loop 9.6 Kbps - Zone 2 | | 2 | NTCUD | UDL9X | 31.54 | 196.47 | 36.96 | 18.80 | 7.19 | | | | | |
| | | 4 Wire Unbundled Digital Loop 9.6 Kbps - Zone 3 | | 3 | NTCUD | UDL9X | 42.38 | 196.47 | 36.96 | 18.80 | 7.19 | | | | | |
| | | 4 Wire Unbundled Digital 19.2 Kbps - Zone 1 | | 1 | NTCUD | UDL19 | 25.81 | 196.47 | 36.96 | 18.80 | 7.19 | | | | | |
| | | 4 Wire Unbundled Digital 19.2 Kbps - Zone 2 | | 2 | NTCUD | UDL19 | 31.54 | 196.47 | 36.96 | 18.80 | 7.19 | | | | | |
| | | 4 Wire Unbundled Digital 19.2 Kbps - Zone 3 | | 3 | NTCUD | UDL19 | 42.38 | 196.47 | 36.96 | 18.80 | 7.19 | | | | | |
| | | 4 Wire Unbundled Digital Loop 56 Kbps - Zone 1 | | 1 | NTCUD | UDL56 | 25.81 | 196.47 | 36.96 | 18.80 | 7.19 | | | | | |
| | | 4 Wire Unbundled Digital Loop 56 Kbps - Zone 2 | | 2 | NTCUD | UDL56 | 31.54 | 196.47 | 36.96 | 18.80 | 7.19 | | | | | |
| | | 4 Wire Unbundled Digital Loop 56 Kbps - Zone 3 | | 3 | NTCUD | UDL56 | 42.38 | 196.47 | 36.96 | 18.80 | 7.19 | | | | | |
| | | 4 Wire Unbundled Digital Loop 64 Kbps - Zone 1 | | 1 | NTCUD | UDL64 | 25.81 | 196.47 | 36.96 | 18.80 | 7.19 | | | | | |
| | | 4 Wire Unbundled Digital Loop 64 Kbps - Zone 2 | | 2 | NTCUD | UDL64 | 31.54 | 196.47 | 36.96 | 18.80 | 7.19 | | | | | |
| | | 4 Wire Unbundled Digital Loop 64 Kbps - Zone 3 | | 3 | NTCUD | UDL64 | 42.38 | 196.47 | 36.96 | 18.80 | 7.19 | | | | | |
| | | Order Coordination for Specified Conversion Time (per LSR) | | | NTCVG, NTCUD, NTCD1 | OCOSL | | 57.73 | | | | | | | | |
| | | Switch-as-is Conversion rate per UNE Loop, Single LSR (per DS0)* | | | NTCUD | URES L | | 5.69 | 5.69 | | | | | | | |
| | | Switch-as-is Conversion rate per UNE Loop, Spreadsheet (per DS0)* | | | NTCUD | URES P | | 5.69 | 5.69 | | | | | | | |
| LOOP MODIFICATION | | | | | | | | | | | | | | | | |
| | | Unbundled Loop Modification, Removal of Load Coils - 2 Wire pair less than or equal to 18k ft, per Unbundled Loop | | | UAL, UHL, UCL, UEQ, ULS, UEA, UEANL, UEPSR, UEPSB | ULM2L | | 0.00 | 0.00 | | | | | | | |
| | | Unbundled Loop Modification Removal of Load Coils - 4 Wire less than or equal to 18K ft, per Unbundled Loop | | | UHL, UCL, UEA | ULM4L | | 0.00 | 0.00 | | | | | | | |
| | | Unbundled Loop Modification Removal of Bridged Tap Removal, per Unbundled Loop | | | UAL, UHL, UCL, UEQ, ULS, UEA, UEANL, UEPSR, UEPSB | ULMBT | | 17.91 | | | | | | | | |
| SUB-LOOPS | | | | | | | | | | | | | | | | |
| | Sub-Loop Distribution | | | | | | | | | | | | | | | |
| | | Sub-Loop - Per Cross Box Location - CLEC Feeder Facility Set-Up | | | UEANL, UEF | USBSA | | 255.51 | | | | | | | | |
| | | Sub-Loop - Per Cross Box Location - Per 25 Pair Panel Set-Up | | | UEANL, UEF | USBSB | | 7.29 | | | | | | | | |

| UNBUNDLED NETWORK ELEMENTS - Georgia | | | | | | | | | | | | Attachment 2 Exh: A | | | | |
|--------------------------------------|--|--|---------|------|-------|-------|-----------|-------|-------|-------|----------------------------------|--------------------------------------|--|--|---|---|
| CATEGORY | | RATE ELEMENTS | Interim | Zone | BCS | USOC | RATES(\$) | | | | Svc Order Submitted Elec per LSR | Svc Order Submitted Manually per LSR | Incremental Charge - Manual Svc Order vs. Electronic-1st | Incremental Charge - Manual Svc Order vs. Electronic-Add'l | Incremental Charge - Manual Svc Order vs. Electronic-Disc 1st | Incremental Charge - Manual Svc Order vs. Electronic-Disc Add'l |
| | | | | | | | | | | | | OSS Rates(\$) | | | | |
| | | | | | | Rec | First | Add'l | First | Add'l | SOMEc | SOMAN | SOMAN | SOMAN | SOMAN | SOMAN |
| | | Sub-Loop - Per Building Equipment Room - CLEC Feeder Facility Set-Up | | | UEANL | USBSC | 174.92 | | | | | | | | | |
| | | Sub-Loop - Per Building Equipment Room - Per 25 Pair Panel Set-Up | | | UEANL | USBSD | 51.56 | | | | | | | | | |
| | | Unbundled Sub-Loops, Riser Cable, 2-Wire per Loop, Working and Spare Loop Activation | | | UEANL | USBRC | 3.71 | 28.43 | 3.85 | 2.20 | 0.01 | | | | | |
| | | Unbundled Sub-Loops, Riser Cable, 4-Wire per Loop, Working and Spare Loop Activation | | | UEANL | USBRD | 7.90 | 31.04 | 4.79 | 2.27 | 0.01 | | | | | |
| | | Sub-Loop Distribution Per 2-Wire Analog Voice Grade Loop - Zone 1 | | 1 | UEANL | USBN2 | 7.45 | 28.43 | 3.85 | 2.20 | 0.01 | | | | | |
| | | Sub-Loop Distribution Per 2-Wire Analog Voice Grade Loop - Zone 2 | | 2 | UEANL | USBN2 | 11.18 | 28.43 | 3.85 | 2.20 | 0.01 | | | | | |
| | | Sub-Loop Distribution Per 2-Wire Analog Voice Grade Loop - Zone 3 | | 3 | UEANL | USBN2 | 21.46 | 28.43 | 3.85 | 2.20 | 0.01 | | | | | |
| | | Sub-Loop Distribution Per 4-Wire Analog Voice Grade Loop - Zone 1 | | 1 | UEANL | USBN4 | 6.91 | 31.04 | 4.79 | 2.27 | 0.01 | | | | | |
| | | Sub-Loop Distribution Per 4-Wire Analog Voice Grade Loop - Zone 2 | | 2 | UEANL | USBN4 | 10.98 | 31.04 | 4.79 | 2.27 | 0.01 | | | | | |
| | | Sub-Loop Distribution Per 4-Wire Analog Voice Grade Loop - Zone 3 | | 3 | UEANL | USBN4 | 20.32 | 31.04 | 4.79 | 2.27 | 0.01 | | | | | |
| | | Order Coordination for Unbundled Sub-Loops, per sub-loop pair | | | UEANL | USBMC | | 18.90 | 18.90 | | | | | | | |
| | | Sub-Loop 2-Wire Intrabuilding Network Cable (INC) | | | UEANL | USBR2 | 3.71 | 28.43 | 3.85 | 2.20 | 0.01 | | | | | |
| | | Order Coordination for Unbundled Sub-Loops, per sub-loop pair | | | UEANL | USBMC | | 18.90 | 18.90 | | | | | | | |
| | | Sub-Loop 4-Wire Intrabuilding Network Cable (INC) | | | UEANL | USBR4 | 7.90 | 31.04 | 4.79 | 2.27 | 0.01 | | | | | |
| | | Order Coordination for Unbundled Sub-Loops, per sub-loop pair | | | UEANL | USBMC | | 18.90 | 18.90 | | | | | | | |
| | | 2 Wire Copper Unbundled Sub-Loop Distribution - Zone 1 | | 1 | UEF | UCS2X | 6.88 | 28.43 | 3.85 | 2.20 | 0.01 | | | | | |
| | | 2 Wire Copper Unbundled Sub-Loop Distribution - Zone 2 | | 2 | UEF | UCS2X | 8.32 | 28.43 | 3.85 | 2.20 | 0.01 | | | | | |
| | | 2 Wire Copper Unbundled Sub-Loop Distribution - Zone 3 | | 3 | UEF | UCS2X | 10.26 | 28.43 | 3.85 | 2.20 | 0.01 | | | | | |
| | | Order Coordination for Unbundled Sub-Loops, per sub-loop pair | | | UEF | USBMC | | 18.90 | 18.90 | | | | | | | |
| | | 4 Wire Copper Unbundled Sub-Loop Distribution - Zone 1 | | 1 | UEF | UCS4X | 7.55 | 31.04 | 4.79 | 2.27 | 0.01 | | | | | |
| | | 4 Wire Copper Unbundled Sub-Loop Distribution - Zone 2 | | 2 | UEF | UCS4X | 7.12 | 31.04 | 4.79 | 2.27 | 0.01 | | | | | |
| | | 4 Wire Copper Unbundled Sub-Loop Distribution - Zone 3 | | 3 | UEF | UCS4X | 10.26 | 31.04 | 4.79 | 2.27 | 0.01 | | | | | |
| | | Order Coordination for Unbundled Sub-Loops, per sub-loop pair | | | UEF | USBMC | | 18.90 | 18.90 | | | | | | | |
| | | Unbundled Sub-Loop Modification | | | | | | | | | | | | | | |
| | | Unbundled Sub-Loop Modification - 2-W Copper Dist Load Coil/Equip Removal per 2-W PR | | | UEF | ULM2X | | 0.00 | 0.00 | | | | | | | |
| | | Unbundled Sub-loop Modification - 4-W Copper Dist Load Coil/Equip Removal per 4-W PR | | | UEF | ULM4X | | 0.00 | 0.00 | | | | | | | |
| | | Unbundled Loop Modification, Removal of bridge Tap, per unbundled loop | | | UEF | ULMBT | | 0.00 | 0.00 | | | | | | | |
| | | Unbundled Network Terminating Wire (UNTW) | | | | | | | | | | | | | | |
| | | Unbundled Network Terminating Wire (UNTW) per Pair | | | UENTW | UENPP | 0.5325 | 25.10 | 12.27 | | | | | | | |
| | | Network Interface Device (NID) | | | | | | | | | | | | | | |
| | | Network Interface Device (NID) - 1-2 lines | | | UENTW | UND12 | | 32.82 | 20.67 | | | | | | | |
| | | Network Interface Device (NID) - 1-6 lines | | | UENTW | UND16 | | 55.97 | 43.82 | | | | | | | |
| | | Network Interface Device Cross Connect - 2 W | | | UENTW | UNDC2 | | 2.45 | 2.45 | | | | | | | |
| | | Network Interface Device Cross Connect - 4W | | | UENTW | UNDC4 | | 2.45 | 2.45 | | | | | | | |
| LOOP MAKE-UP | | | | | | | | | | | | | | | | |
| | | Loop Makeup - Preordering Without Reservation, per working or spare facility queried (Manual). | | | UMK | UMKLW | | 15.18 | 15.18 | | | | | | | |
| | | Loop Makeup - Preordering With Reservation, per spare facility queried (Manual). | | | UMK | UMKLP | | 19.83 | 19.83 | | | | | | | |
| | | Loop Makeup--With or Without Reservation, per working or spare facility queried (Mechanized) | | | UMK | UMKMQ | | 0.823 | 0.823 | | | | | | | |

| UNBUNDLED NETWORK ELEMENTS - Georgia | | | | | | | | | | | | | | Attachement 2 Exh: A | | | |
|---|--|--|---|---------|-------------|-------|--------|-----------|--------|--------|-------|----------------------------------|--------------------------------------|--|--|---|---|
| CATEGORY | RATE ELEMENTS | | | Interim | Zone | BCS | USOC | RATES(\$) | | | | Svc Order Submitted Elec per LSR | Svc Order Submitted Manually per LSR | Incremental Charge - Manual Svc Order vs. Electronic-1st | Incremental Charge - Manual Svc Order vs. Electronic-Add'l | Incremental Charge - Manual Svc Order vs. Electronic-Disc 1st | Incremental Charge - Manual Svc Order vs. Electronic-Disc Add'l |
| | | | | | | | | | | | | | | OSS Rates(\$) | | | |
| | | | | | | | Rec | First | Add'l | First | Add'l | SOME C | SOMAN | SOMAN | SOMAN | SOMAN | SOMAN |
| LINE SPLITTING | | | | | | | | | | | | | | | | | |
| | END USER ORDERING-CENTRAL OFFICE BASED | | | | | | | | | | | | | | | | |
| | | Line Splitting - per line activation BST owned - physical | | | UEPSR UEPSB | UREBP | 0.0197 | 34.43 | 22.35 | 10.38 | 7.34 | | | | | | |
| | | Line Splitting - per line activation BST owned - virtual | | | UEPSR UEPSB | UREBV | 0.0188 | 34.43 | 22.35 | 10.38 | 7.34 | | | | | | |
| PHYSICAL COLLOCATION | | | | | | | | | | | | | | | | | |
| | | Physical Collocation-2 Wire Cross Connects (Loop) for Line Splitting | | | UEPSR UEPSB | PE1LS | 0.0202 | 0.00 | 0.00 | | | | | | | | |
| VIRTUAL COLLOCATION | | | | | | | | | | | | | | | | | |
| | | Virtual Collocation-2 Wire Cross Connects (Loop) for Line Splitting | | | UEPSR UEPSB | VE1LS | 0.0192 | 0.00 | 0.00 | 0.00 | 0.00 | | | | | | |
| UNBUNDLED DEDICATED TRANSPORT | | | | | | | | | | | | | | | | | |
| INTEROFFICE CHANNEL - DEDICATED TRANSPORT | | | | | | | | | | | | | | | | | |
| | | Interoffice Channel - 2-Wire Voice Grade - per mile | | | U1TVX | 1L5XX | 0.0059 | | | | | | | | | | |
| | | Interoffice Channel - 2-Wire Voice Grade - Facility Termination | | | U1TVX | U1TV2 | 13.15 | 48.41 | 19.46 | 16.56 | 4.99 | | | | | | |
| | | Interoffice Channel - 2-Wire Voice Grade Rev Bat. - per mile | | | U1TVX | 1L5XX | 0.0059 | | | | | | | | | | |
| | | Interoffice Channel - 2-Wire VG Rev Bat. - Facility Termination | | | U1TVX | U1TR2 | 13.15 | 48.41 | 19.46 | 16.56 | 4.99 | | | | | | |
| | | Interoffice Channel - 4-Wire Voice Grade - per mile | | | U1TVX | 1L5XX | 0.0059 | | | | | | | | | | |
| | | Interoffice Channel - 4-Wire Voice Grade - Facility Termination | | | U1TVX | U1TV4 | 11.01 | 48.41 | 19.46 | 16.56 | 4.99 | | | | | | |
| | | Interoffice Channel - 56 kbps - per mile | | | U1TDX | 1L5XX | 0.0059 | | | | | | | | | | |
| | | Interoffice Channel - 56 kbps - Facility Termination | | | U1TDX | U1TD5 | 8.00 | 48.41 | 19.46 | 16.56 | 4.99 | | | | | | |
| | | Interoffice Channel - 64 kbps - per mile | | | U1TDX | 1L5XX | 0.0059 | | | | | | | | | | |
| | | Interoffice Channel - 64 kbps - Facility Termination | | | U1TDX | U1TD6 | 8.00 | 48.41 | 19.46 | 16.56 | 4.99 | | | | | | |
| | | Interoffice Channel - DS1 - per mile | | | U1TD1 | 1L5XX | 0.1199 | | | | | | | | | | |
| | | Interoffice Channel - DS1 - Facility Termination | | | U1TD1 | U1TF1 | 34.93 | 110.92 | 80.20 | 31.33 | 21.71 | | | | | | |
| | | Interoffice Channel - DS3 - per mile | | | U1TD3 | 1L5XX | 2.63 | | | | | | | | | | |
| | | Interoffice Channel - DS3 - Facility Termination | | | U1TD3 | U1TF3 | 349.42 | 320.16 | 86.24 | 66.71 | 52.76 | | | | | | |
| | | Interoffice Channel - STS-1 - per mile | | | U1TS1 | 1L5XX | 2.63 | | | | | | | | | | |
| | | Interoffice Channel - STS-1 - Facility Termination | | | U1TS1 | U1TFS | 366.43 | 320.16 | 86.24 | 66.71 | 52.76 | | | | | | |
| UNBUNDLED DARK FIBER | | | | | | | | | | | | | | | | | |
| | | Dark Fiber - Interoffice Transport, Per Four Fiber Strands, Per Route Mile Or Fraction Thereof | | | UDF, UDFCX | 1L5DF | 24.17 | | | | | | | | | | |
| | | Dark Fiber - Interoffice Transport, Per Four Fiber Strands, Per Route Mile Or Fraction Thereof | | | UDF, UDFCX | UDF14 | | 1,774.79 | 89.66 | 73.57 | 18.69 | | | | | | |
| HIGH CAPACITY UNBUNDLED LOCAL LOOP | | | | | | | | | | | | | | | | | |
| DS-3/STS-1 UNBUNDLED LOCAL LOOP - Stand Alone | | | | | | | | | | | | | | | | | |
| | | DS3 Unbundled Local Loop - per mile | | | UE3 | 1L5ND | 11.40 | | | | | | | | | | |
| | | DS3 Unbundled Local Loop - Facility Termination | | | UE3 | UE3PX | 258.44 | 1,751.51 | 131.77 | 112.80 | 75.81 | | | | | | |
| | | STS-1 Unbundled Local Loop - per mile | | | UDLSX | 1L5ND | 11.40 | | | | | | | | | | |
| | | STS-1 Unbundled Local Loop - Facility Termination | | | UDLSX | UDLS1 | 311.51 | 1,751.51 | 131.77 | 112.80 | 75.81 | | | | | | |
| ENHANCED EXTENDED LINK (EELs) | | | | | | | | | | | | | | | | | |
| Network Elements Used in Combinations | | | | | | | | | | | | | | | | | |
| | | 2-Wire VG Loop (SL2) in Combination - Zone 1 | 1 | | UNCVX | UEAL2 | 13.32 | 195.75 | 36.35 | 18.40 | 6.86 | | | | | | |
| | | 2-Wire VG Loop (SL2) in Combination - Zone 2 | 2 | | UNCVX | UEAL2 | 18.66 | 195.75 | 36.35 | 18.40 | 6.86 | | | | | | |
| | | 2-Wire VG Loop (SL2) in Combination - Zone 3 | 3 | | UNCVX | UEAL2 | 36.33 | 195.75 | 36.35 | 18.40 | 6.86 | | | | | | |
| | | 4-Wire Analog Voice Grade Loop in Combination - Zone 1 | 1 | | UNCVX | UEAL4 | 21.04 | 195.75 | 36.35 | 18.40 | 6.86 | | | | | | |
| | | 4-Wire Analog Voice Grade Loop in Combination - Zone 2 | 2 | | UNCVX | UEAL4 | 24.49 | 195.75 | 36.35 | 18.40 | 6.86 | | | | | | |
| | | 4-Wire Analog Voice Grade Loop in Combination - Zone 3 | 3 | | UNCVX | UEAL4 | 33.40 | 195.75 | 36.35 | 18.40 | 6.86 | | | | | | |
| | | 2-Wire ISDN Loop in Combination - Zone 1 | 1 | | UNCNX | U1L2X | 21.89 | 195.75 | 36.35 | 18.40 | 6.86 | | | | | | |
| | | 2-Wire ISDN Loop in Combination - Zone 2 | 2 | | UNCNX | U1L2X | 25.27 | 195.75 | 36.35 | 18.40 | 6.86 | | | | | | |
| | | 2-Wire ISDN Loop in Combination - Zone 3 | 3 | | UNCNX | U1L2X | 40.17 | 195.75 | 36.35 | 18.40 | 6.86 | | | | | | |
| | | 4-Wire 56Kbps Digital Grade Loop in Combination - Zone 1 | 1 | | UNCDX | UDL56 | 25.81 | 195.75 | 36.35 | 18.40 | 6.86 | | | | | | |
| | | 4-Wire 56Kbps Digital Grade Loop in Combination - Zone 2 | 2 | | UNCDX | UDL56 | 31.54 | 195.75 | 36.35 | 18.40 | 6.86 | | | | | | |
| | | 4-Wire 56Kbps Digital Grade Loop in Combination - Zone 3 | 3 | | UNCDX | UDL56 | 42.38 | 195.75 | 36.35 | 18.40 | 6.86 | | | | | | |
| | | 4-Wire 64Kbps Digital Grade Loop in Combination - Zone 1 | 1 | | UNCDX | UDL64 | 25.81 | 195.75 | 36.35 | 18.40 | 6.86 | | | | | | |
| | | 4-Wire 64Kbps Digital Grade Loop in Combination - Zone 2 | 2 | | UNCDX | UDL64 | 31.54 | 195.75 | 36.35 | 18.40 | 6.86 | | | | | | |
| | | 4-Wire 64Kbps Digital Grade Loop in Combination - Zone 3 | 3 | | UNCDX | UDL64 | 42.38 | 195.75 | 36.35 | 18.40 | 6.86 | | | | | | |
| | | 4-Wire DS1 Digital Loop in Combination - Zone 1 | 1 | | UNC1X | USLXX | 49.41 | 209.25 | 70.37 | 37.87 | 6.86 | | | | | | |

| UNBUNDLED NETWORK ELEMENTS - Georgia | | | | | | | | | | | Attachment 2 Exh: A | | | | | |
|---|---|------------|------|--|-------|-----------|--------------|--------|-------------------------|-------|---|---|--|--|---|---|
| CATEGORY | RATE ELEMENTS | Inter m | Zone | BCS | USOC | RATES(\$) | | | | | Svc Order Submitted Elec per LSR | Svc Order Submitted Manually per LSR | Incremental Charge - Manual Svc Order vs. Electronic- 1st | Incremental Charge - Manual Svc Order vs. Electronic- Add'l | Incremental Charge - Manual Svc Order vs. Electronic- Disc 1st | Incremental Charge - Manual Svc Order vs. Electronic- Disc Add'l |
| | | | | | | | Nonrecurring | | Nonrecurring Disconnect | | OSS Rates(\$) | | | | | |
| | | | | | | Rec | First | Add'l | First | Add'l | SOMEc | SOMAN | SOMAN | SOMAN | SOMAN | SOMAN |
| | 4-Wire DS1 Digital Loop in Combination - Zone 2 | | 2 | UNC1X | USLXX | 52.55 | 209.25 | 70.37 | 37.87 | 6.86 | | | | | | |
| | 4-Wire DS1 Digital Loop in Combination - Zone 3 | | 3 | UNC1X | USLXX | 68.40 | 209.25 | 70.37 | 37.87 | 6.86 | | | | | | |
| | DS3 Local Loop in combination - per mile | | | UNC3X | 1L5ND | 11.40 | | | | | | | | | | |
| | DS3 Local Loop in combination - Facility Termination | | | UNC3X | UE3PX | 258.44 | 1,259.23 | 628.22 | 41.49 | 20.74 | | | | | | |
| | STS-1 Local Loop in combination - per mile | | | UNC3X | 1L5ND | 11.40 | | | | | | | | | | |
| | STS-1 Local Loop in combination - Facility Termination | | | UNC3X | UDLS1 | 311.51 | 1,259.23 | 628.22 | 41.49 | 20.74 | | | | | | |
| | Interoffice Channel in combination - 2-wire VG - per mile | | | UNCVX | 1L5XX | 0.0059 | | | | | | | | | | |
| | Interoffice Channel in combination - 2-wire VG - Facility Termination | | | UNCVX | U1TV2 | 13.15 | 66.47 | 33.57 | 43.38 | 27.57 | | | | | | |
| | Interoffice Channel in combination - 4-wire VG - per mile | | | UNCVX | 1L5XX | 0.0059 | | | | | | | | | | |
| | Interoffice Channel in combination - 4-wire VG - Facility Termination | | | UNCVX | U1TV4 | 11.01 | 66.47 | 33.57 | 43.38 | 27.57 | | | | | | |
| | Interoffice Channel in combination - 4-wire 56 kbps - per mile | | | UNCDX | 1L5XX | 0.0059 | | | | | | | | | | |
| | Interoffice Channel in combination - 4-wire 56 kbps - Facility Termination | | | UNCDX | U1TD5 | 8.00 | 66.47 | 33.57 | 43.38 | 27.57 | | | | | | |
| | Interoffice Channel in combination - 4-wire 64 kbps - per mile | | | UNCDX | 1L5XX | 0.0059 | | | | | | | | | | |
| | Interoffice Channel in combination - 4-wire 64 kbps - Facility Termination | | | UNCDX | U1TD6 | 8.00 | 66.47 | 33.57 | 43.38 | 27.57 | | | | | | |
| | Interoffice Channel in combination - DS1 - per mile | | | UNC1X | 1L5XX | 0.1199 | | | | | | | | | | |
| | Interoffice Channel in combination - DS1 Facility Termination | | | UNC1X | U1TF1 | 34.93 | 87.67 | 45.69 | 43.76 | 27.95 | | | | | | |
| | Interoffice Channel in combination - DS3 - per mile | | | UNC3X | 1L5XX | 2.63 | | | | | | | | | | |
| | Interoffice Channel in combination - DS3 - Facility Termination | | | UNC3X | U1TF3 | 349.42 | 325.59 | 76.99 | 49.51 | 32.85 | | | | | | |
| | Interoffice Channel in combination - STS-1 - per mile | | | UNC3X | 1L5XX | 2.63 | | | | | | | | | | |
| | Interoffice Channel in combination - STS-1 Facility Termination | | | UNC3X | U1TFS | 366.43 | 325.59 | 76.99 | 49.51 | 32.85 | | | | | | |
| ADDITIONAL NETWORK ELEMENTS | | | | | | | | | | | | | | | | |
| | Optional Features & Functions: | | | | | | | | | | | | | | | |
| | DS1/DS0 Channel System | | | UNC1X | MQ1 | 71.23 | 86.01 | 0.00 | 0.00 | 0.00 | | | | | | |
| | DS3/DS1Channel System | | | UNC3X, UNC3X | MQ3 | 124.39 | 0.00 | 0.00 | 0.00 | 0.00 | | | | | | |
| | Voice Grade COCI in combination | | | UNCVX | 1D1VG | 0.479 | 27.30 | 2.90 | 16.85 | 1.04 | | | | | | |
| | Voice Grade COCI - for Stand Alone Local Loop | | | UEA | 1D1VG | 0.479 | 27.30 | 2.90 | 16.85 | 1.04 | | | | | | |
| | Voice Grade COCI - for connection to a channelized DS1 Local Channel in the same SWC as collocation | | | U1TUC | 1D1VG | 0.479 | 27.30 | 2.90 | 16.85 | 1.04 | | | | | | |
| | OCU-DP COCI (2.4-64kbs) in combination | | | UNCDX | 1D1DD | 1.02 | 27.30 | 2.90 | 16.85 | 1.04 | | | | | | |
| | OCU-DP COCI (2.4-64kbs) - for Stand Alone Local Loop | | | UDL | 1D1DD | 1.02 | 27.30 | 2.90 | 16.85 | 1.04 | | | | | | |
| | OCU-DP COCI (2.4-64kbs) - for connection to a channelized DS1 Local Channel in the same SWC as collocation | | | U1TUD | 1D1DD | 1.02 | 27.30 | 2.90 | 16.85 | 1.04 | | | | | | |
| | 2-wire ISDN COCI (BRITE) in combination | | | UNCNX | UC1CA | 1.70 | 27.30 | 2.90 | 16.85 | 1.04 | | | | | | |
| | 2-wire ISDN COCI (BRITE) - for a Local Loop | | | UDN | UC1CA | 1.70 | 27.30 | 2.90 | 16.85 | 1.04 | | | | | | |
| | 2-wire ISDN COCI (BRITE) - for connection to a channelized DS1 Local Channel in the same SWC as collocation | | | U1TUB | UC1CA | 1.70 | 27.30 | 2.90 | 16.85 | 1.04 | | | | | | |
| | DS1 COCI in combination | | | UNC1X | UC1D1 | 7.50 | 27.30 | 2.90 | 16.85 | 1.04 | | | | | | |
| | DS1 COCI - for Stand Alone Local Channel | | | ULDD1 | UC1D1 | 7.50 | 27.30 | 2.90 | 16.85 | 1.04 | | | | | | |
| | DS1 COCI - for Stand Alone Interoffice Channel | | | U1TD1 | UC1D1 | 7.50 | 27.30 | 2.90 | 16.85 | 1.04 | | | | | | |
| | DS1 COCI - for Stand Alone Local Loop | | | USL | UC1D1 | 7.50 | 27.30 | 2.90 | 16.85 | 1.04 | | | | | | |
| | DS1 COCI - for connection to a channelized DS1 Local Channel in the same SWC as collocation | | | U1TUA | UC1D1 | 7.50 | 27.30 | 2.90 | 16.85 | 1.04 | | | | | | |
| | Wholesale to UNE, Switch-As-Is Conversion Charge* | | | UNCVX, U1TVX, UNCDX, U1TDX, UNC1X, U1TD1,UNC3X, U1TD3, UNC3X, U1TS1, UDF,UDFCX | UNCCC | | 5.69 | 5.69 | 6.60 | 6.60 | | | | | | |
| Access to DCS - Customer Reconfiguration (FlexServ) | | | | | | | | | | | | | | | | |
| | Customer Reconfiguration Establishment | | | | | | 1.40 | | 1.63 | | | | | | | |
| | DS1 DCS Termination with DS0 Switching | | | | | 20.08 | 24.87 | 18.91 | 15.02 | 11.94 | | | | | | |
| | DS1 DCS Termination with DS1 Switching | | | | | 7.24 | 18.16 | 12.19 | 11.13 | 8.05 | | | | | | |
| | DS3 DCS Termination with DS1 Switching | | | | | 128.34 | 24.87 | 18.91 | 15.02 | 11.94 | | | | | | |
| COMMINGLING | | | | | | | | | | | | | | | | |

| UNBUNDLED NETWORK ELEMENTS - Georgia | | | | | | | | | | | Attachment 2 Exh: A | | | | |
|---|--|-------------|------|------------------------|-------|------------|--------------|--------|-------------------------|---|---|--|--|---|---|
| CATEGORY | RATE ELEMENTS | Interi m | Zone | BCS | USOC | RATES(\$) | | | | Svc Order Submitted Elec per LSR | Svc Order Submitted Manually per LSR | Incremental Charge - Manual Svc Order vs. Electronic- 1st | Incremental Charge - Manual Svc Order vs. Electronic- Add'l | Incremental Charge - Manual Svc Order vs. Electronic- Disc 1st | Incremental Charge - Manual Svc Order vs. Electronic- Disc Add'l |
| | | | | | | Rec | Nonrecurring | | Nonrecurring Disconnect | | OSS Rates(\$) | | | | |
| | | | | | | | First | Add'l | First | Add'l | SOMEc | SOMAN | SOMAN | SOMAN | SOMAN |
| | Commingled (UNE part of single bandwidth circuit) | | | | | | | | | | | | | | |
| | Commingled VG COCI | | | XDV2X, NTCVG | 1D1VG | 0.479 | 27.30 | 2.90 | 16.85 | 1.04 | | | | | |
| | Commingled Digital COCI | | | XDV6X, NTCUD | 1D1DD | 1.02 | 27.30 | 2.90 | 16.85 | 1.04 | | | | | |
| | Commingled ISDN COCI | | | XDD4X | UC1CA | 1.70 | 27.30 | 2.90 | 16.85 | 1.04 | | | | | |
| | Commingled 2-wire VG Interoffice Channel | | | XDV2X | U1TV2 | 13.15 | 66.47 | 33.57 | 43.38 | 27.57 | | | | | |
| | Commingled 4-wire VG Interoffice Channel | | | XDV6X | U1TV4 | 11.01 | 66.47 | 33.57 | 43.38 | 27.57 | | | | | |
| | Commingled 56kbps Interoffice Channel | | | XDD4X | U1TD5 | 8.00 | 66.47 | 33.57 | 43.38 | 27.57 | | | | | |
| | Commingled 64kbps Interoffice Channel | | | XDD4X | U1TD6 | 8.00 | 66.47 | 33.57 | 43.38 | 27.57 | | | | | |
| | Commingled VG/DS0 Interoffice Channel Mileage | | | XDV2X, XDV6X, XDD4X | 1L5XX | 0.0059 | | | | | | | | | |
| | Commingled 2-wire Local Loop Zone 1 | | 1 | XDV2X | UEAL2 | 13.32 | 195.75 | 36.35 | 18.40 | 6.86 | | | | | |
| | Commingled 2-wire Local Loop Zone 2 | | 2 | XDV2X | UEAL2 | 18.66 | 195.75 | 36.35 | 18.40 | 6.86 | | | | | |
| | Commingled 2-wire Local Loop Zone 3 | | 3 | XDV2X | UEAL2 | 36.33 | 195.75 | 36.35 | 18.40 | 6.86 | | | | | |
| | Commingled 4-wire Local Loop Zone 1 | | 1 | XDV6X | UEAL4 | 21.04 | 195.75 | 36.35 | 18.40 | 6.86 | | | | | |
| | Commingled 4-wire Local Loop Zone 2 | | 2 | XDV6X | UEAL4 | 24.49 | 195.75 | 36.35 | 18.40 | 6.86 | | | | | |
| | Commingled 4-wire Local Loop Zone 3 | | 3 | XDV6X | UEAL4 | 33.40 | 195.75 | 36.35 | 18.40 | 6.86 | | | | | |
| | Commingled 56kbps Local Loop Zone 1 | | 1 | XDD4X | UDL56 | 25.81 | 195.75 | 36.35 | 18.40 | 6.86 | | | | | |
| | Commingled 56kbps Local Loop Zone 2 | | 2 | XDD4X | UDL56 | 31.54 | 195.75 | 36.35 | 18.40 | 6.86 | | | | | |
| | Commingled 56kbps Local Loop Zone 3 | | 3 | XDD4X | UDL56 | 42.38 | 195.75 | 36.35 | 18.40 | 6.86 | | | | | |
| | Commingled 64kbps Local Loop Zone 1 | | 1 | XDD4X | UDL64 | 25.81 | 195.75 | 36.35 | 18.40 | 6.86 | | | | | |
| | Commingled 64kbps Local Loop Zone 2 | | 2 | XDD4X | UDL64 | 31.54 | 195.75 | 36.35 | 18.40 | 6.86 | | | | | |
| | Commingled 64kbps Local Loop Zone 3 | | 3 | XDD4X | UDL64 | 42.38 | 195.75 | 36.35 | 18.40 | 6.86 | | | | | |
| | Commingled ISDN Local Loop Zone 1 | | 1 | XDD4X | U1L2X | 21.89 | 195.75 | 36.35 | 18.40 | 6.86 | | | | | |
| | Commingled ISDN Local Loop Zone 2 | | 2 | XDD4X | U1L2X | 25.27 | 195.75 | 36.35 | 18.40 | 6.86 | | | | | |
| | Commingled ISDN Local Loop Zone 3 | | 3 | XDD4X | U1L2X | 40.17 | 195.75 | 36.35 | 18.40 | 6.86 | | | | | |
| | Commingled DS1 COCI | | | XDH1X, NTCDD1 | UC1D1 | 7.50 | 27.30 | 2.90 | 16.85 | 1.04 | | | | | |
| | Commingled DS1 Interoffice Channel | | | XDH1X | U1TF1 | 34.93 | 87.67 | 45.69 | 43.76 | 27.95 | | | | | |
| | Commingled DS1 Interoffice Channel Mileage | | | XDH1X | 1L5XX | 0.1199 | | | | | | | | | |
| | Commingled DS1/DS0 Channel System | | | XDH1X | MQ1 | 71.23 | 86.01 | 0.00 | 0.00 | 0.00 | | | | | |
| | Commingled DS1 Local Loop Zone 1 | | 1 | XDH1X | USLXX | 49.41 | 209.25 | 70.37 | 37.87 | 6.86 | | | | | |
| | Commingled DS1 Local Loop Zone 2 | | 2 | XDH1X | USLXX | 52.55 | 209.25 | 70.37 | 37.87 | 6.86 | | | | | |
| | Commingled DS1 Local Loop Zone 3 | | 3 | XDH1X | USLXX | 68.40 | 209.25 | 70.37 | 37.87 | 6.86 | | | | | |
| | Commingled DS3 Local Loop | | | HFQC6 | UE3PX | 258.44 | 1,751.51 | 131.77 | 112.80 | 75.81 | | | | | |
| | Commingled DS3/STS-1 Local Loop Mileage | | | HFQC6, HFRST | 1L5ND | 11.40 | | | | | | | | | |
| | Commingled STS-1 Local Loop | | | HFRST | UDLS1 | 311.51 | 1,751.51 | 131.77 | 112.80 | 75.81 | | | | | |
| | Commingled DS3/DS1 Channel System | | | HFQC6 | MQ3 | 124.39 | 0.00 | 0.00 | 0.00 | 0.00 | | | | | |
| | Commingled DS3 Interoffice Channel | | | HFQC6 | U1TF3 | 349.42 | 325.59 | 76.99 | 49.51 | 32.85 | | | | | |
| | Commingled DS3 Interoffice Channel Mileage | | | HFQC6 | 1L5XX | 2.63 | | | | | | | | | |
| | Commingled STS-1Interoffice Channel | | | HFRST | U1TFS | 366.43 | 325.59 | 76.99 | 49.51 | 32.85 | | | | | |
| | Commingled STS-1Interoffice Channel Mileage | | | HFRST | 1L5XX | 2.63 | | | | | | | | | |
| | Commingled Dark Fiber - Interoffice Transport, Per Four Fiber Strands, Per Route Mile Or Fraction Thereof | | | HEQDL | 1L5DF | 24.17 | | | | | | | | | |
| | Commingled Dark Fiber - Interoffice Transport, Per Four Fiber Strands, Per Route Mile Or Fraction Thereof | | | HEQDL | UDF14 | | 1,774.79 | 89.66 | 73.57 | 18.69 | | | | | |
| SIGNALING (CCS7) | | | | | | | | | | | | | | | |
| | NOTE:"bk" beside a rate indicates that the parties have agreed to bill and keep for that element pursuant to the terms and conditions in Attachment 3. | | | | | | | | | | | | | | |
| | CCS7 Signaling Usage, Per TCAP Message | | | | | 0.0000536 | | | | | | | | | |
| | CCS7 Signaling Usage, Per ISUP Message (same as E.3.3) | | | | | .0000134bk | | | | | | | | | |
| LNP Query Service | | | | | | | | | | | | | | | |
| | LNP Charge Per query | | | | | 0.0008227 | | | | | | | | | |
| | LNP Service Establishment Manual | | | | | | 12.47 | | 11.07 | | | | | | |
| | LNP Service Provisioning with Point Code Establishment | | | | | | 574.30 | 293.39 | 251.23 | 184.73 | | | | | |
| * NOTE: Switch-as-is rates are only applicable if agreement is TRO/TRRO Compliant | | | | | | | | | | | | | | | |

| LOCAL INTERCONNECTION - Georgia | | | | | | | | | | | | | Attachment: 3 Exh: A | | | | | |
|---|---------------|---|--|--|---------|------------|-------|-------------|-----------|----------------------------------|--------------------------------------|--|--|---|---|-------|-------|-------|
| CATEGORY | RATE ELEMENTS | | | | Interim | Zone | BCS | USOC | RATES(\$) | Svc Order Submitted Elec per LSR | Svc Order Submitted Manually per LSR | Incremental Charge - Manual Svc Order vs. Electronic-1st | Incremental Charge - Manual Svc Order vs. Electronic-Add'l | Incremental Charge - Manual Svc Order vs. Electronic-Disc 1st | Incremental Charge - Manual Svc Order vs. Electronic-Disc Add'l | | | |
| | | | | | | | | | | | | | | | | | | |
| | | | | | | | | | | | | | | | | | | |
| | | | | | | | | | | | | | | | | | | |
| LOCAL INTERCONNECTION (CALL TRANSPORT AND TERMINATION) | | | | | | | | | Rec | Nonrecurring | | Nonrecurring Disconnect | | OSS Rates(\$) | | | | |
| | | | | | | | | | | First | Add'l | First | Add'l | SOMEc | SOMAN | SOMAN | SOMAN | SOMAN |
| NOTE: "bk" beside a rate indicates that the Parties have agreed to bill and keep for that element pursuant to the terms and conditions in Attachment 3. | | | | | | | | | | | | | | | | | | |
| TANDEM SWITCHING | | | | | | | | | | | | | | | | | | |
| | | Tandem Switching Function Per MOU | | | | | | 0.0004186bk | | | | | | | | | | |
| | | Multiple Tandem Switching, per MOU (applies to intial tandem only) | | | | | | 0.0004186 | | | | | | | | | | |
| | | Tandem Intermediary Charge, per MOU* | | | | | | 0.0025 | | | | | | | | | | |
| * This charge is applicable only to transit traffic and is applied in addition to applicable switching and/or interconnection charges. | | | | | | | | | | | | | | | | | | |
| TRUNK CHARGE | | | | | | | | | | | | | | | | | | |
| | | Installation Trunk Side Service - per DS0 | | | | OHD | TPP6X | | 21.53 | 8.11 | | | | | | | | |
| | | Installation Trunk Side Service - per DS0 | | | | OHD | TPP9X | | 21.53 | 8.11 | | | | | | | | |
| | | Dedicated End Office Trunk Port Service-per DS0** | | | | OHD | TDEOP | 0.00 | | | | | | | | | | |
| | | Dedicated End Office Trunk Port Service-per DS1** | | | | OH1 OH1MS | TDE1P | 0.00 | | | | | | | | | | |
| | | Dedicated Tandem Trunk Port Service-per DS0** | | | | OHD | TDWOP | 0.00 | | | | | | | | | | |
| | | Dedicated Tandem Trunk Port Service-per DS1** | | | | OH1 OH1MS | TDW1P | 0.00 | | | | | | | | | | |
| ** This rate element is recovered on a per MOU basis and is included in the End Office Switching and Tandem Switching, per MOU rate elements | | | | | | | | | | | | | | | | | | |
| COMMON TRANSPORT (Shared) | | | | | | | | | | | | | | | | | | |
| | | Common Transport - Per Mile, Per MOU | | | | | | 0.0000028bk | | | | | | | | | | |
| | | Common Transport - Facilities Termination Per MOU | | | | | | 0.0001955bk | | | | | | | | | | |
| LOCAL INTERCONNECTION (DEDICATED TRANSPORT) | | | | | | | | | | | | | | | | | | |
| INTEROFFICE CHANNEL - DEDICATED TRANSPORT | | | | | | | | | | | | | | | | | | |
| | | Interoffice Channel - Dedicated Transport - 2-Wire Voice Grade - Per Mile per month | | | | OHM | 1L5NF | 0.0059 | | | | | | | | | | |
| | | Interoffice Channel - Dedicated Transport- 2- Wire Voice Grade - Facility Termination per month | | | | OHM | 1L5NF | 13.15 | 48.41 | 19.46 | 16.56 | 4.99 | | | | | | |
| | | Interoffice Channel - Dedicated Transport - 56 kbps - per mile per month | | | | OHM | 1L5NK | 0.0059 | | | | | | | | | | |
| | | Interoffice Channel - Dedicated Transport - 56 kbps - Facility Termination per month | | | | OHM | 1L5NK | 8.00 | 48.41 | 19.46 | 16.56 | 4.99 | | | | | | |
| | | Interoffice Channel - Dedicated Transport - 64 kbps - per mile per month | | | | OHM | 1L5NK | 0.0059 | | | | | | | | | | |
| | | Interoffice Channel - Dedicated Transport - 64 kbps - Facility Termination per month | | | | OHM | 1L5NK | 8.00 | 48.41 | 19.46 | 16.56 | 4.99 | | | | | | |
| | | Interoffice Channel - Dedicated Channel - DS1 - Per Mile per month | | | | OH1, OH1MS | 1L5NL | 0.1199 | | | | | | | | | | |
| | | Interoffice Channel - Dedicated Transport - DS1 - Facility Termination per month | | | | OH1, OH1MS | 1L5NL | 34.93 | 110.92 | 80.20 | 31.33 | 21.71 | | | | | | |
| | | Interoffice Channel - Dedicated Transport - DS3 - Per Mile per month | | | | OH3, OH3MS | 1L5NM | 2.63 | | | | | | | | | | |
| | | Interoffice Channel - Dedicated Transport - DS3 - Facility Termination per month | | | | OH3, OH3MS | 1L5NM | 349.42 | 320.16 | 86.24 | 66.71 | 52.76 | | | | | | |
| LOCAL CHANNEL - DEDICATED TRANSPORT | | | | | | | | | | | | | | | | | | |
| | | Local Channel - Dedicated - 2-Wire Voice Grade per month | | | | OHM | TEFV2 | 7.91 | 120.95 | 53.24 | 46.35 | 13.35 | | | | | | |
| | | Local Channel - Dedicated - 4-Wire Voice Grade per month | | | | OHM | TEFV4 | 8.90 | 125.50 | 54.38 | 46.35 | 13.35 | | | | | | |
| | | Local Channel - Dedicated - DS1 per month | | | | OH1 | TEFHG | 22.82 | 149.31 | 111.09 | 40.32 | 26.09 | | | | | | |
| | | Local Channel - Dedicated - DS3 Facility Termination per month | | | | OH3 | TEFHJ | 150.05 | 444.58 | 145.04 | 112.80 | 75.81 | | | | | | |
| LOCAL INTERCONNECTION MID-SPAN MEET | | | | | | | | | | | | | | | | | | |
| | | Local Channel - Dedicated - DS1 per month | | | | OH1MS | TEFHG | 0.00 | 0.00 | | | | | | | | | |
| | | Local Channel - Dedicated - DS3 per month | | | | OH3MS | TEFHJ | 0.00 | 0.00 | | | | | | | | | |
| MULTIPLEXERS | | | | | | | | | | | | | | | | | | |
| | | Channelization - DS1 to DS0 Channel System | | | | OH1, OH1MS | SATN1 | 71.23 | 105.57 | 41.55 | 23.73 | 4.19 | | | | | | |
| | | DS3 to DS1 Channel System per month | | | | OH3, OH3MS | SATNS | 124.39 | 224.26 | 71.76 | 39.97 | 31.04 | | | | | | |
| | | DS3 Interface Unit (DS1 COC) per month | | | | OH1, OH1MS | SATCO | 7.50 | 15.79 | 11.38 | 6.60 | 6.60 | | | | | | |
| Notes: If no rate is identified in the contract, the rates, terms, and conditions for the specific service or function will be as set forth in applicable BellSouth tariff. | | | | | | | | | | | | | | | | | | |
| SIGNALING (CCS7) | | | | | | | | | | | | | | | | | | |
| NOTE:"bk" beside a rate indicates that the parties have agreed to bill and keep for that element pursuant to the terms and conditions in Attachment 3. | | | | | | | | | | | | | | | | | | |
| | | CCS7 Signaling Connection, Per 56Kbps Facility A-Link DS1 | | | | UDB | TPP6A | 8.93 | 34.74 | 34.74 | 16.90 | 16.90 | | | | | | |
| | | CCS7 Signaling Connection, Per 56Kbps Facility A-Link DS3 | | | | UDB | TPP9A | 8.93 | 34.74 | 34.74 | 16.90 | 16.90 | | | | | | |

| LOCAL INTERCONNECTION - Georgia | | | | | | | | | | | | Attachment: 3 Exh: A | | | | |
|---------------------------------|--|---|---------|------|-----|-------|-------------|--------------|-------|-------------------------|----------------------------------|--------------------------------------|--|--|---|---|
| CATEGORY | | RATE ELEMENTS | Interim | Zone | BCS | USOC | RATES(\$) | | | | Svc Order Submitted Elec per LSR | Svc Order Submitted Manually per LSR | Incremental Charge - Manual Svc Order vs. Electronic-1st | Incremental Charge - Manual Svc Order vs. Electronic-Add'l | Incremental Charge - Manual Svc Order vs. Electronic-Disc 1st | Incremental Charge - Manual Svc Order vs. Electronic-Disc Add'l |
| | | | | | | | Rec | Nonrecurring | | Nonrecurring Disconnect | | | | | | |
| | | | | | | | First | Add'l | First | Add'l | SOMEc | SOMAN | SOMAN | SOMAN | SOMAN | SOMAN |
| | | CCS7 Signaling Connection, Per 56Kbps Facility B-Link DS1 | | | UDB | TPP6B | 8.93 | 34.74 | 34.74 | 16.90 | 16.90 | | | | | |
| | | CCS7 Signaling Connection, Per 56Kbps Facility B-Link DS3 | | | UDB | TPP9B | 8.93 | 34.74 | 34.74 | 16.90 | 16.90 | | | | | |
| | | CCS7 Signaling Termination, Per STP Port | | | UDB | PT8SX | 111.30 | | | | | | | | | |
| | | CCS7 Signaling Usage, Per Call Setup Message | | | | | .0000134bk | | | | | | | | | |
| | | CCS7 Signaling Usage, Per TCAP Message | | | | | 0.0000536bk | | | | | | | | | |
| | | CCS7 Signaling Usage, Per ISUP Message (same as E.3.3) | | | | | 0.0000134bk | | | | | | | | | |
| | | CCS7 Signaling Usage Surrogate, per link | | | UDB | STU56 | 921.93bk | | | | | | | | | |
| | | CCS7 Signaling Point Code, Establishment or Change, per STP affected | | | UDB | CCAPO | | 28.12 | 28.12 | 33.29 | 33.29 | | | | | |
| | | CCS7 Signaling Connection, Switched access service, interface groups, transmissiom paths 6 DS1 level path with bit stream signaling | | | UDB | TPP6X | 8.93 | 34.74 | 34.74 | 16.90 | 16.90 | | | | | |
| | | CCS7 Signaling Connection, Switched access service, interface groups, transmissiom paths 9 DS3 level path with bit stream signaling | | | UDB | TPP9X | 8.93 | 34.74 | 34.74 | 16.90 | 16.90 | | | | | |

| COLLOCATION - Georgia | | | | | | | | | | | Attachment: 4 Exh B | | | | | |
|-----------------------|---|--|-------------|------|---|-------|-----------|----------|-------|-------|---|---|--|--|---|---|
| CATEGORY | RATE ELEMENTS | | Interi m | Zone | BCS | USOC | RATES(\$) | | | | Svc Order Submitted Elec per LSR | Svc Order Submitted Manually per LSR | Incremental Charge - Manual Svc Order vs. Electronic- 1st | Incremental Charge - Manual Svc Order vs. Electronic- Add'l | Incremental Charge - Manual Svc Order vs. Electronic- Disc 1st | Incremental Charge - Manual Svc Order vs. Electronic- Disc Add'l |
| | | | | | | | Rec | First | Add'l | First | Add'l | SOME C | SOMAN | SOMAN | SOMAN | SOMAN |
| PHYSICAL COLLOCATION | | | | | | | | | | | | | | | | |
| | Application | | | | | | | | | | | | | | | |
| | | Physical Collocation - Initial Application Fee | | | CLO | PE1BA | | 1,284.72 | | 0.59 | | | | | | |
| | | Physical Collocation - Subsequent Application Fee | | | CLO | PE1CA | | 1,084.41 | | 0.59 | | | | | | |
| | Space Preparation | | | | | | | | | | | | | | | |
| | | Physical Collocation - Floor Space, per sq feet | | | CLO | PE1PJ | | 4.71 | | | | | | | | |
| | | Physical Collocation - Space enclosure, welded wire, first 100 square feet | | | CLO | PE1BW | | 167.00 | | | | | | | | |
| | | Physical Collocation - Space enclosure, welded wire, each additional 50 square feet | | | CLO | PE1CW | | 16.38 | | | | | | | | |
| | | Physical Collocation - Space Preparation - C.O. Modification per square ft. | | | CLO | PE1SK | | 2.10 | | | | | | | | |
| | | Physical Collocation - Space Preparation, Common Systems Modifications-Cageless, per square foot | | | CLO | PE1SL | | 2.27 | | | | | | | | |
| | | Physical Collocation - Space Preparation - Common Systems Modifications-Caged, per cage | | | CLO | PE1SM | | 77.24 | | | | | | | | |
| | | Physical Collocation - Space Preparation - Firm Order Processing | | | CLO | PE1SJ | | 140.96 | | | | | | | | |
| | | Physical Collocation - Space Availability Report, per Central Office Requested | | | CLO | PE1SR | | 248.50 | | | | | | | | |
| | Power | | | | | | | | | | | | | | | |
| | | Physical Collocation - Power, -48V DC Power - per Fused Amp Requested | | | CLO | PE1PL | | 4.84 | | | | | | | | |
| | | Physical Collocation - Power, 120V AC Power, Single Phase, per Breaker Amp | | | CLO | PE1FB | | 5.16 | | | | | | | | |
| | | Physical Collocation - Power, 240V AC Power, Single Phase, per Breaker Amp | | | CLO | PE1FD | | 10.34 | | | | | | | | |
| | | Physical Collocation - Power, 120V AC Power, Three Phase, per Breaker Amp | | | CLO | PE1FE | | 15.50 | | | | | | | | |
| | | Physical Collocation - Power, 277V AC Power, Three Phase, per Breaker Amp | | | CLO | PE1FG | | 35.79 | | | | | | | | |
| | Cross Connects (Cross Connects, Co-Carrier Cross Connects, and Ports) | | | | | | | | | | | | | | | |
| | | Physical Collocation - 2-wire cross-connect, loop, provisioning | | | UEANL,UEQ, UNCNX, UEA, UCL, UAL, UHL, UDN, UNCVX | PE1P2 | | 0.0202 | | | | | | | | |
| | | Physical Collocation - 4-wire cross-connect, loop, provisioning | | | UEA, UHL, UNCVX, UNCDX, UCL, UDL | PE1P4 | | 0.0403 | | | | | | | | |
| | | Physical Collocation -DS1 Cross-Connect for Physical Collocation, provisioning | | | WDS1L, WDS1S, UXTD1, ULDD1, USLEL, UNLD1, U1TD1, UNC1X, UEPSR, UEPSB, UEPSE, UEPSP, USL, UEPEX, UEPDX | PE1P1 | | 0.3807 | | | | | | | | |
| | | Physical Collocation - DS3 Cross-Connect, provisioning | | | UE3, U1TD3, UXTD3, UXTS1, UNC3X, UNCSX, ULDD3, U1TS1, ULDS1, UNLD3, UEPEX, UEPDX, UEPSR, UEPSB, UEPSE, UEPSP | PE1P3 | | 4.15 | | | | | | | | |

| COLLOCATION - Georgia | | | | | | | | | | | Attachment: 4 Exh B | | | | | | |
|-----------------------|--|--|---------|------|--|-------|-----------|----------|----------|--------|---------------------|----------------------------------|--------------------------------------|--|--|---|---|
| CATEGORY | RATE ELEMENTS | | Interim | Zone | BCS | USOC | RATES(\$) | | | | | Svc Order Submitted Elec per LSR | Svc Order Submitted Manually per LSR | Incremental Charge - Manual Svc Order vs. Electronic-1st | Incremental Charge - Manual Svc Order vs. Electronic-Add'l | Incremental Charge - Manual Svc Order vs. Electronic-Disc 1st | Incremental Charge - Manual Svc Order vs. Electronic-Disc Add'l |
| | | | | | | | Rec | First | Add'l | First | Add'l | SOMEc | SOMAN | SOMAN | SOMAN | SOMAN | SOMAN |
| | | Physical Collocation - 2-Fiber Cross-Connect | | | CLO, ULDO3, ULD12, ULD48, U1TO3, U1T12, U1T48, UDLO3, UDL12, UDF | PE1F2 | 1.76 | | | | | | | | | | |
| | | Physical Collocation - 4-Fiber Cross-Connect | | | ULDO3, ULD12, ULD48, U1TO3, U1T12, U1T48, UDLO3, UDL12, UDF, UDFCX | PE1F4 | 3.38 | | | | | | | | | | |
| | | Physical Collocation 2-Wire Cross Connect, Port | | | UEPSR, UEPS, UEPSB, UEPSX, UEP2C | PE1R2 | 0.0202 | | | | | | | | | | |
| | | Physical Collocation 4-Wire Cross Connect, Port | | | UEPEX, UEPCD | PE1R4 | 0.0403 | | | | | | | | | | |
| | Security | | | | | | | | | | | | | | | | |
| | | Physical Collocation - Security Escort for Basic Time - normally scheduled work, per half hour | | | CLO | PE1BT | | 16.51 | 10.82 | | | | | | | | |
| | | Physical Collocation - Security Escort for Overtime - outside of normally scheduled working hours on a scheduled work day, per half hour | | | CLO | PE1OT | | 21.90 | 14.17 | | | | | | | | |
| | | Physical Collocation - Security Escort for Premium Time - outside of scheduled work day, per half hour | | | CLO | PE1PT | | 27.29 | 17.53 | | | | | | | | |
| | | Physical Collocation - Security Access System - Security System per Central Office, per Sq. Ft. | | | CLO | PE1AY | 0.011 | | | | | | | | | | |
| | | Physical Collocation -Security Access System - New Card Activation, per Card Activation (First), per State | | | CLO | PE1A1 | | 21.98 | | | | | | | | | |
| | | Physical Collocation-Security Access System-Administrative Change, existing Access Card, per Request, per State, per Card | | | CLO | PE1AA | | 5.37 | | | | | | | | | |
| | | Physical Collocation - Security Access System - Replace Lost or Stolen Card, per Card | | | CLO | PE1AR | | 16.99 | | | | | | | | | |
| | | Physical Collocation - Security Access - Initial Key, per Key | | | CLO | PE1AK | | 13.19 | | | | | | | | | |
| | | Physical Collocation - Security Access - Key, Replace Lost or Stolen Key, per Key | | | CLO | PE1AL | | 13.19 | | | | | | | | | |
| | Cable Records - Note: The rates in the First & Additional columns will actually be billed as "Initial I" and "Subsequent S" respectively | | | | | | | | | | | | | | | | |
| | | Physical Collocation - Cable Records, per request | | | CLO | PE1CR | | I 742.92 | S 477.59 | 125.63 | | | | | | | |
| | | Physical Collocation, Cable Records, VG/DS0 Cable, per cable record (maximum 3600 records) | | | CLO | PE1CD | | 317.29 | | 177.60 | | | | | | | |
| | | Physical Collocation, Cable Records, VG/DS0 Cable, per each 100 pair | | | CLO | PE1CO | | 4.47 | | 5.29 | | | | | | | |
| | | Physical Collocation, Cable Records, DS1, per T1 TIE | | | CLO | PE1C1 | | 2.22 | | 2.62 | | | | | | | |
| | | Physical Collocation, Cable Records, DS3, per T3 TIE | | | CLO | PE1C3 | | 7.76 | | 9.18 | | | | | | | |
| | | Physical Collocation - Cable Records, Fiber Cable, per cable record (maximum 99 records) | | | CLO | PE1CB | | 83.37 | | 73.49 | | | | | | | |
| | | Physical Collocation, Cable Records,CAT5/RJ45 | | | CLO | PE1C5 | | 2.22 | | 2.62 | | | | | | | |
| | Entrance Cable | | | | | | | | | | | | | | | | |
| | | Physical Collocation - Fiber Cable Installation, Pricing, non-recurring charge, per Entrance Cable | | | CLO | PE1BD | | 736.20 | | 21.49 | | | | | | | |
| | | Physical Collocation - Fiber Cable Support Structure, per Entrance Cable | | | CLO | PE1PM | 7.37 | | | | | | | | | | |
| | | Physical Collocation, Entrance Cable Support Structure, Copper, per each 100 pairs or fraction thereof (CO Manhole to Collocation Space) | | | CLO | PE1EE | 0.2686 | | | | | | | | | | |
| | | Physical Collocation, Entrance Cable Installation, Copper, per Cable (CO Manhole to Collocation Space) | | | CLO | PE1EF | | 754.41 | | 21.49 | | | | | | | |
| | | Physical Collocation, Entrance Cable Installation, Copper, per each 100 pairs or fraction thereof (CO Manhole to Collocation Space) | | | CLO | PE1EG | 9.11 | | | | | | | | | | |
| VIRTUAL COLLOCATION | | | | | | | | | | | | | | | | | |

| COLLOCATION - Georgia | | | | | | | | | | | Attachment: 4 Exh B | | | | | |
|-----------------------|--|---|---------|------|--|-------|-----------|--------------------|--------------------|-------------------------------|----------------------------------|--------------------------------------|--|--|---|---|
| CATEGORY | RATE ELEMENTS | | Interim | Zone | BCS | USOC | RATES(\$) | | | | Svc Order Submitted Elec per LSR | Svc Order Submitted Manually per LSR | Incremental Charge - Manual Svc Order vs. Electronic-1st | Incremental Charge - Manual Svc Order vs. Electronic-Add'l | Incremental Charge - Manual Svc Order vs. Electronic-Disc 1st | Incremental Charge - Manual Svc Order vs. Electronic-Disc Add'l |
| | | | | | | | Rec | Nonrecurring First | Nonrecurring Add'l | Nonrecurring Disconnect First | Nonrecurring Disconnect Add'l | OSS Rates(\$) | | | | |
| | | | | | | | | | | | | SOME C | SOMAN | SOMAN | SOMAN | SOMAN |
| | Application | | | | | | | | | | | | | | | |
| | Virtual Collocation - Application Fee | | | | AMTFS | EAF | | 608.92 | | 0.59 | | | | | | |
| | Space Preparation | | | | | | | | | | | | | | | |
| | Virtual Collocation - Floor Space, per sq. ft. | | | | AMTFS | ESPVX | 4.71 | | | | | | | | | |
| | Power | | | | | | | | | | | | | | | |
| | Virtual Collocation - Power, per fused amp | | | | AMTFS | ESPAX | 4.84 | | | | | | | | | |
| | Cross Connects (Cross Connects, Co-Carrier Cross Connects, and Ports) | | | | | | | | | | | | | | | |
| | | Virtual Collocation - 2-wire cross-connect, loop, provisioning | | | UEANL, UEA, UDN, UAL, UHL, UCL, UEQ, UNCVX, UNCDX, UNCNCX | UEAC2 | 0.0192 | | | | | | | | | |
| | | Virtual Collocation - 4-wire cross-connect, loop, provisioning | | | UEA, UHL, UCL, UDL, UNCVX, UNCDX | UEAC4 | 0.0385 | | | | | | | | | |
| | | Virtual collocation - Special Access & UNE, cross-connect per DS1 | | | ULR, UXTD1, UNC1X, ULDD1, U1TD1, USLEL, UNLD1, USL, UEPEX, UEPPDX | CNC1X | 0.3807 | | | | | | | | | |
| | | Virtual collocation - Special Access & UNE, cross-connect per DS3 | | | USL, UE3, U1TD3, UXTS1, UXTD3, UNC3X, UNCSX, ULDD3, U1TS1, ULDS1, UDLSX, UNLD3 | CND3X | 4.15 | | | | | | | | | |
| | | Virtual Collocation - 2-Fiber Cross Connects | | | UDL12, UDLO3, U1T48, U1T12, U1TO3, ULDO3, ULD12, ULD48, UDF | CNC2F | 1.76 | | | | | | | | | |
| | | Virtual Collocation - 4-Fiber Cross Connects | | | UDL12, UDLO3, U1T48, U1T12, U1TO3, ULDO3, ULD12, ULD48, UDF | CNC4F | 3.53 | | | | | | | | | |
| | | Virtual Collocation 2-Wire Cross Connect, Port | | | UEPSX, UEPSB, UEPSL, UEPPS, UEPPSR, UEPP2C | VE1R2 | 0.0192 | | | | | | | | | |
| | | Virtual Collocation 4-Wire Cross Connect, Port | | | UEPDD, UEPEX | VE1R4 | 0.0385 | | | | | | | | | |
| | Cable Records - Note: The rates in the First & Additional columns will actually be billed as "Initial I" & "Subsequent S" respectively | | | | | | | | | | | | | | | |
| | | Virtual Collocation Cable Records - per request | | | AMTFS | VE1BA | | 742.92 | 477.59 | 125.63 | | | | | | |
| | | Virtual Collocation Cable Records - VG/DS0 Cable, per cable record | | | AMTFS | VE1BB | | 317.29 | | 177.60 | | | | | | |
| | | Virtual Collocation Cable Records - VG/DS0 Cable, per each 100 pair | | | AMTFS | VE1BC | | 4.47 | | 5.29 | | | | | | |
| | | Virtual Collocation Cable Records - DS1, per T1TIE | | | AMTFS | VE1BD | | 2.22 | | 2.62 | | | | | | |
| | | Virtual Collocation Cable Records - DS3, per T3TIE | | | AMTFS | VE1BE | | 7.76 | | 9.18 | | | | | | |
| | | Virtual Collocation Cable Records - Fiber Cable, per 99 fiber records | | | AMTFS | VE1BF | | 83.37 | | 73.49 | | | | | | |
| | | Virtual Collocation Cable Records - CAT 5/RJ45 | | | AMTFS | VE1B5 | | 2.22 | | 2.62 | | | | | | |
| | Security | | | | | | | | | | | | | | | |
| | | Virtual collocation - Security escort, basic time, normally scheduled work hours | | | AMTFS | SPTBX | | 16.51 | 10.82 | | | | | | | |
| | | Virtual collocation - Security escort, overtime, outside of normally scheduled work hours on a normal working day | | | AMTFS | SPTOX | | 21.90 | 14.17 | | | | | | | |
| | | Virtual collocation - Security escort, premium time, outside of a scheduled work day | | | AMTFS | SPTPX | | 27.29 | 17.53 | | | | | | | |
| | Maintenance | | | | | | | | | | | | | | | |
| | | Virtual collocation - Maintenance in CO - Basic, per half hour | | | AMTFS | CTRLX | | 26.52 | 10.82 | | | | | | | |

| COLLOCATION - Georgia | | | | | | | | | | | | Attachment: 4 Exh B | | | | | |
|--------------------------------|--|--|--|---------|------|-------------------------------|-------|-----------|----------|-------|--------|----------------------------------|--------------------------------------|--|--|---|---|
| CATEGORY | | RATE ELEMENTS | | Interim | Zone | BCS | USOC | RATES(\$) | | | | Svc Order Submitted Elec per LSR | Svc Order Submitted Manually per LSR | Incremental Charge - Manual Svc Order vs. Electronic-1st | Incremental Charge - Manual Svc Order vs. Electronic-Add'l | Incremental Charge - Manual Svc Order vs. Electronic-Disc 1st | Incremental Charge - Manual Svc Order vs. Electronic-Disc Add'l |
| | | | | | | | | | | | | | | | | | |
| | | | | | | | | Rec | First | Add'l | First | Add'l | SOME C | SOMAN | SOMAN | SOMAN | SOMAN |
| | | Virtual collocation - Maintenance in CO - Overtime, per half hour | | | | AMTFS | SPTOM | | 35.41 | 14.17 | | | | | | | |
| | | Virtual collocation - Maintenance in CO - Premium per half hour | | | | AMTFS | SPTPM | | 44.30 | 17.53 | | | | | | | |
| | | Entrance Cable | | | | | | | | | | | | | | | |
| | | Virtual Collocation - Cable Installation Charge, per cable | | | | AMTFS | ESPCX | | 736.20 | | 21.49 | | | | | | |
| | | Virtual Collocation - Cable Support Structure, per cable | | | | AMTFS | ESPSX | 7.74 | | | | | | | | | |
| | | Virtual Collocation, Entrance Cable Support Structure, Copper, per each 100 pairs or fraction thereof (CO Manhole to Frame) | | | | AMTFS | VE1EE | 0.235 | | | | | | | | | |
| | | Virtual Collocation, Entrance Cable Installation, Copper, per Cable (CO Manhole to Frame) | | | | AMTFS | VE1EF | | 754.41 | | 21.49 | | | | | | |
| | | Virtual Collocation, Entrance Cable Installation, Copper, per each 100 pairs or fraction thereof (CO Manhole to Frame) | | | | AMTFS | VE1EG | | 9.11 | | | | | | | | |
| COLLOCATION IN THE REMOTE SITE | | | | | | | | | | | | | | | | | |
| | | Physical Remote Site Collocation | | | | | | | | | | | | | | | |
| | | Physical Collocation in the Remote Site - Application Fee | | | | CLORS | PE1RA | | 300.31 | | 132.49 | | | | | | |
| | | Cabinet Space in the Remote Site per Bay/ Rack | | | | CLORS | PE1RB | 148.11 | | | | | | | | | |
| | | Physical Collocation in the Remote Site - Security Access - Key | | | | CLORS | PE1RD | | 13.19 | | | | | | | | |
| | | Physical Collocation in the Remote Site - Space Availability Report per Premises Requested | | | | CLORS | PE1SR | | 109.83 | | | | | | | | |
| | | Physical Collocation in the Remote Site - Remote Site CLLI Code Request, per CLLI Code Requested | | | | CLORS | PE1RE | | 36.00 | | | | | | | | |
| | | Remote Site DLEC Data (BRSDD), per Compact Disk, per CO | | | | CLORS | PE1RR | | 116.71 | | | | | | | | |
| | | Physical Collocation - Security Escort for Basic Time - normally scheduled work, per half hour | | | | CLORS | PE1BT | | 16.51 | 10.82 | | | | | | | |
| | | Physical Collocation - Security Escort for Overtime - outside of normally scheduled working hours on a scheduled work day, per half hour | | | | CLORS | PE1OT | | 21.90 | 14.17 | | | | | | | |
| | | Physical Collocation - Security Escort for Premium Time - outside of scheduled work day, per half hour | | | | CLORS | PE1PT | | 27.29 | 17.53 | | | | | | | |
| | | Virtual Remote Site Collocation | | | | | | | | | | | | | | | |
| | | Virtual Collocation in the Remote Site - Application Fee | | | | VE1RS | VE1RB | | 300.31 | | 132.49 | | | | | | |
| | | Virtual Collocation in the Remote Site - Per Bay/Rack of Space | | | | VE1RS | VE1RC | 148.11 | | | | | | | | | |
| | | Virtual Collocation in the Remote Site - Space Availability Report per Premises requested | | | | VE1RS | VE1RR | | 109.83 | | | | | | | | |
| | | Virtual Collocation in the Remote Site - Remote Site CLLI Code Request, per CLLI Code Requested | | | | VE1RS | VE1RL | | 36.00 | | | | | | | | |
| ADJACENT COLLOCATION | | | | | | | | | | | | | | | | | |
| | | Adjacent Collocation - Space Charge per Sq. Ft. | | | | CLOAC | PE1JA | 0.1725 | | | | | | | | | |
| | | Adjacent Collocation - Electrical Facility Charge per Linear Ft. | | | | CLOAC | PE1JC | 4.12 | | | | | | | | | |
| | | Adjacent Collocation - 2-Wire Cross-Connects | | | | UEANL,UEQ,UEA,UCL,UAL,UHL,UDN | PE1JE | 0.0176 | | | | | | | | | |
| | | Adjacent Collocation - 4-Wire Cross-Connects | | | | UEA,UHL,UDL,UCL | PE1JF | 0.0353 | | | | | | | | | |
| | | Adjacent Collocation - DS1 Cross-Connects | | | | USL | PE1JG | 0.3686 | | | | | | | | | |
| | | Adjacent Collocation - DS3 Cross-Connects | | | | UE3 | PE1JH | 4.83 | | | | | | | | | |
| | | Adjacent Collocation - 2-Fiber Cross-Connect | | | | CLOAC | PE1JJ | 1.69 | | | | | | | | | |
| | | Adjacent Collocation - 4-Fiber Cross-Connect | | | | CLOAC | PE1JK | 3.31 | | | | | | | | | |
| | | Adjacent Collocation - Application Fee | | | | CLOAC | PE1JB | | 1,380.83 | | 0.50 | | | | | | |
| | | Adjacent Collocation - 120V, Single Phase Standby Power Rate per AC Breaker Amp | | | | CLOAC | PE1JL | 5.16 | | | | | | | | | |
| | | Adjacent Collocation - 240V, Single Phase Standby Power Rate per AC Breaker Amp | | | | CLOAC | PE1JM | 10.34 | | | | | | | | | |
| | | Adjacent Collocation - 120V, Three Phase Standby Power Rate per AC Breaker Amp | | | | CLOAC | PE1JN | 15.50 | | | | | | | | | |


| COLLOCATION - Georgia | | | | | | | | | | | | | Attachment: 4 Exh B | | | |
|-----------------------|--|---------|------|-------|-------|-----------|--------------|-------------------------|-------|----------------------------------|--------------------------------------|--|--|---|---|-------|
| CATEGORY | RATE ELEMENTS | Interim | Zone | BCS | USOC | RATES(\$) | | | | Svc Order Submitted Elec per LSR | Svc Order Submitted Manually per LSR | Incremental Charge - Manual Svc Order vs. Electronic-1st | Incremental Charge - Manual Svc Order vs. Electronic-Add'l | Incremental Charge - Manual Svc Order vs. Electronic-Disc 1st | Incremental Charge - Manual Svc Order vs. Electronic-Disc Add'l | |
| | | | | | | | | | | | | | | | | |
| | | | | | | | Nonrecurring | Nonrecurring Disconnect | | OSS Rates(\$) | | | | | | |
| | | | | | | Rec | First | Add'l | First | Add'l | SOME C | SOMAN | SOMAN | SOMAN | SOMAN | SOMAN |
| | Adjacent Collocation - 277V, Three Phase Standby Power Rate per AC Breaker Amp | | | CLOAC | PE1JO | 35.79 | | | | | | | | | | |

**AMENDMENT TO
INTERCONNECTION AGREEMENT UNDER SECTIONS 251 AND 252 OF THE TELECOMMUNICATIONS ACT
OF 1996
BETWEEN
BELLSOUTH TELECOMMUNICATIONS, INC.
d/b/a AT&T ALABAMA, AT&T FLORIDA, AT&T GEORGIA,
AT&T KENTUCKY, AT&T LOUISIANA, AT&T MISSISSIPPI,
AT&T NORTH CAROLINA, AT&T SOUTH CAROLINA AND
AT&T TENNESSEE
AND
IMAGE ACCESS, INC. D/B/A NEWPHONE**

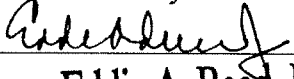
The Interconnection Agreement dated April 19, 2006 by and between BellSouth Telecommunications, Inc. d/b/a AT&T Alabama, AT&T Florida, AT&T Georgia, AT&T Kentucky, AT&T Louisiana, AT&T Mississippi, AT&T North Carolina, AT&T South Carolina and AT&T Tennessee ("AT&T") and Image Access, Inc. dba NewPhone, and in Florida, Image Access, Inc. d/b/a NewPhone, Inc. ("Image Access") ("Agreement") effective in the state(s) of Alabama, Florida, Georgia, Kentucky, Louisiana, Mississippi, North Carolina, South Carolina, and Tennessee is hereby amended as follows:

1. The Parties agree that **AT&T-9STATE** shall be defined as the states of Alabama, Florida, Georgia, Kentucky, Louisiana, Mississippi, North Carolina, South Carolina and Tennessee.
2. Section 2.1 of the General Terms and Conditions is amended by adding the following section:
 - 2.1.1 Notwithstanding anything to the contrary in this section 2.1, the original expiration date of this Agreement, as modified by this Amendment, will be extended for a period of three (3) years from April 18, 2009 until April 18, 2012 (the "Extended Expiration Date"). The Agreement shall expire on the Extended Expiration Date; provided, however, that during the period from the effective date of this Amendment until the Extended Expiration Date, the Agreement may be terminated earlier either by written notice from Image Access, by AT&T pursuant to the Agreement's early termination provisions, or by mutual agreement of the parties.
3. The Parties acknowledge and agree that they will promptly amend the Agreement to reflect future changes of law as and when they may arise pursuant to the Agreement's change of law provision.
4. EXCEPT AS MODIFIED HEREIN, ALL OTHER TERMS AND CONDITIONS OF THE UNDERLYING AGREEMENT SHALL REMAIN UNCHANGED AND IN FULL FORCE AND EFFECT.
5. In entering into this Amendment neither Party waives, and each Party expressly reserves, any rights, remedies or arguments it may have at law or under the intervening law or regulatory change provisions in the underlying Agreement (including intervening law rights asserted by either Party via written notice predating this Amendment) with respect to any orders, decisions, legislation or proceedings and any remands thereof, which the Parties have not yet fully incorporated into this Agreement or which may be the subject of further review.
6. This Amendment shall be filed with and is subject to approval by the Commission(s) and shall become effective on the date of the last signature executing the Amendment.

Image Access, Inc. d/b/a NewPhone and in
Florida, Image Access, Inc. d/b/a NewPhone,
Inc.

By: 
Name: Gene Day
(Print or Type)
Title: VP Regulatory
(Print or Type)
Date: 3/5/09

BellSouth Telecommunications, Inc. d/b/a
AT&T Alabama, AT&T Florida, AT&T Georgia,
AT&T Kentucky, AT&T Louisiana, AT&T
Mississippi, AT&T North Carolina, AT&T South
Carolina and AT&T Tennessee by AT&T Operations,
Inc., its authorized agent

By: 
Name: Eddie A. Reed, Jr.
Title: Director - Interconnection Agreements
Date: 3.31.09

| | <u>OCN #</u> | <u>ACNA</u> | | <u>OCN #</u> | <u>ACNA</u> |
|-----------|--------------|-------------|----------------|--------------|-------------|
| ALABAMA | _____ | _____ | MISSISSIPPI | _____ | _____ |
| FLORIDA | _____ | _____ | NORTH CAROLINA | _____ | _____ |
| GEORGIA | _____ | _____ | SOUTH CAROLINA | _____ | _____ |
| KENTUCKY | _____ | _____ | TENNESSEE | _____ | _____ |
| LOUISIANA | _____ | _____ | | | |